

2008 SCHEDULE

PRESEASON

DATE	OPPONENT	TIME	NETWORK
SAT., AUG. 9	TAMPA BAY	7:30 P.M.	WFOR
Sat., Aug. 16	at Jacksonville	7:30 p.m.	WFOR
SAT., AUG. 23	KANSAS CITY	7:30 P.M.	WFOR
Thu., Aug. 28	at New Orleans	8:00 p.m.	WFOR

REGULAR SEASON

SUN., SEPT. 7	NEW YORK JETS	1:00 P.M.	CBS
Sun., Sept. 14	at Arizona	4:15 p.m.	CBS
Sun., Sept. 21	at New England	1:00 p.m.	CBS
SUN., SEPT. 28	BYE WEEKEND		
SUN., OCT. 5	SAN DIEGO	1:00 P.M.	CBS
Sun., Oct. 12	at Houston	1:00 p.m.	CBS
SUN., OCT. 19	BALTIMORE	1:00 P.M.	CBS
SUN., OCT. 26	BUFFALO	1:00 P.M.	CBS
Sun., Nov. 2	at Denver	4:05 p.m.	CBS
SUN., NOV. 9	SEATTLE	1:00 P.M.	FOX
SUN., NOV. 16	OAKLAND#	1:00 P.M.	CBS
SUN., NOV. 23	NEW ENGLAND#	1:00 P.M.	CBS
Sun., Nov. 30	at St. Louis Rams#	1:00 p.m.	CBS
Sun., Dec. 7	at Buffalo Bills (Toronto)#	4:05 p.m.	CBS
SUN., DEC. 14	SAN FRANCISCO#	1:00 P.M.	FOX
Sun., Dec. 21	at Kansas City#	1:00 p.m.	CBS
Sun., Dec. 28	at New York Jets#	1:00 p.m.	CBS

All Starting Times are Eastern Time

Game whose kickoff time can potentially be moved, including 8:15 p.m. on NBC-TV.

DEDICATION

The 2008 Miami Dolphins Media Guide is dedicated to the memory of Bob Ackles. Ackles, who served as the Dolphins' Director of Football Operations from 1996-2000, passed away of a heart attack on July 6, 2008, at the age of 69. During his Dolphins tenure, Ackles worked closely with Head Coach Jimmy Johnson to add such stalwarts as Jason Taylor, Zach Thomas, Sam Madison and Patrick Surtain to the team's roster. A long-time football executive in both the NFL and the Canadian Football League, Ackles last served as the President and Chief Executive Officer of the B.C. Lions of the CFL. He was a member of both the CFL Hall of Fame and the B.C. Sports Hall of Fame.

CREDITS

The 2008 Miami Dolphins Media Guide was written and edited by Harvey Greene, Neal Gulkis, Michael Pehanich, and Fitz Ollison, and published by Scott Stone and Rodney Wood. Special thanks to Gayle Baden, Matt Bixenstine, Jason Vida, the Pro Football Hall of Fame and the Elias Sports Bureau for their help and assistance. Editors Emeritus include Jeff Blumb, "Fudge" Browne, Charlie Callahan, Beano Cook, Tom Grimes, Mike Hanson, Dick Horning, Bob Kearney, Seth Levit, Arthur Mickelson, Chip Namias, Mike Rathet, and Eddie White. Photography by Dave Cross and printing by Franklin Communications.

INDEX

– A –

All-Community Team	581
Attendance, Distributed, Actual and Paid	476-478
Attendance, Season Tickets and Preseason	478

– B –

Biographies	
Assistant Coaches	19-37
Executive Management	8-16
Football Operations	37-51
Huizenga, H. Wayne	6-7
Players	
Draft Choices	257-268
Free Agents	268-277
Veterans	77-256
Ross, Stephen M.	7-8
Sparano, Tony	17-19

– C –

Cheerleaders	57
Comebacks, Largest	471
Community, Dolphins in the	53-56
Crowds, Dolphins' 10 Largest	476

– D –

Dates, NFL Important for 2008-09	634-635
Directory, Dolphins	4-5
Dolphin Stadium	59-68
Dolphin Stadium Parking Map	69
Dolphins Are Among The Best	73-74
Dolphins Facts, Index of	636
Dolphins Name	42
Dolphins = Winners	74-76
Dolphins on the Air	629-632
Dolphins on the Internet	15
Draft, All-Time (1966-2008)	603-610
Draft, All-Time By Position	610
Draft, First Round By Position	610

– F –

Free Agency, Plan B	615
Free Agents	616-617

– G –

Gallery of Legends	16
Game-By-Game Starters, 2007	302-303
Game-By-Game Statistics, 2007	296-301
Game-By-Game Summaries, 2007	305-320
Game-By-Game Summaries, 2007 Preseason	335-338
Game Status, 2007	304

– H –

Hall of Fame, Dolphins In	563-580
Historical Highlights	479-504
Honor Roll, 2008 Inductees	256
Honors	551-557

– L –

Last Time (Playoffs)	549-550
Last Time (Regular Season)	459-461
Leaders, All-Time	424-437
Leaders, Year-By-Year	461-467
League Leaders, Dolphins	561-562
Logo, Dolphins	10

– M –

Margins, Largest of Victory and Defeat	471-472
Media Information	632-633
Media Web Site	602
Medical Consultants	49
Medical Glossary	637-640
Miami Dolphins Foundation	52-53

- N -	
NFL Man of the Year, Dolphins	226
Numbers, Dolphins By The	598-602
- O -	
Opponents, 2008	620-629
Opponents, Dolphins 2009	633
Opponents, All-Time Vs.	330
Orange Bowl	76
Outstanding Performances, Dolphins	441-447
Outstanding Performances, Opponents	453-458
Overtime, Dolphins In	469-470
- P -	
Performance Awards	557-559
Players of the Week & Month, AFC/NFL	560-561
Playoff History	504-537
Playoff Leaders, All-Time	545-548
Playoff Records, Dolphins Individual	537-540
Playoff Records, Dolphins Team	540-543
Playoff Records, Opponents	543-545
Preseason, All-Time Results	339-343
Preseason, Miami In	330-331
Prime Time Dolphins	474-475
Pro Bowl Selections	553
Pronunciation Guide	58
- R -	
Rankings, 2007 NFL	295
Record, Home and Away	472
Record, Month-By-Month	473
Records, Dolphins Head Coaches	48
Records, Dolphins Individual	399-415
Records, Dolphins Starting QBs	329
Records, Dolphins Team	415-423
Records, Opponents Individual	447-451
Retired Jerseys	580-581
Roster Moves, 2007-08	321-324
Roster, 2008 Rookie and First-Year	280-281
Roster, 2008 Numerical	282
Roster, 2008 Positional	283
Roster, 2008 Veteran	278-279
Roster, All-Time Players and Coaches	582-597
- S -	
Schedule, 2008 Dolphins	1
Schedule, 2008 NFL	618-619
Season Leaders, Top Twenty	438-440
Series Records	324-329
Service, Length of	598
Statistical Bests, 2007	288-294
Statistics, 2007 Defensive	287-288
Statistics, 2007 Dolphins	284-286
Statistics, 2007 Preseason	331-335
Statistics, 2007 Special Teams	288
- T -	
T.D. Biography	58
Tiebreakers, NFL	635-636
Ticket Information	IBC
Top Tens, Opponents	452
Trades (1966-2008)	611-614
Training Facility, Dolphins	70-71
- U -	
Unsung Hero Award, 2007	68
- W -	
Warmest/Coldest Games	423-424
What To Look For in 2008	72
Where They've Come From	597-598
- Y -	
Year-By-Year, Offense and Defense	467-469
Year-By-Year Scores	343-356
Year-By-Year Statistics (1966-2007)	357-398
Youth Football, Dolphins Involvement in	234

DOLPHINS DIRECTORY

ADMINISTRATIVE OFFICE

7500 S.W. 30th St. • Davie, FL 33314
(954) 452-7000

DOLPHIN STADIUM/TICKET OFFICE

2269 Dan Marino Blvd. • Miami Gardens, FL 33056
(888) FINS-TIX

Chairman of the Board/Managing General Partner	H. Wayne Huizenga
Partner	Stephen M. Ross
Chief Executive Officer-Dolphins Enterprises	Joseph A. Bailey, III
Executive Vice President-Dolphins Enterprises	Wm. M. Pierce
Vice-Chairman	Donald F. Shula

EXECUTIVE MANAGEMENT

President/Chief Operating Officer	Bryan Wiedmeier
Executive Vice President-Football Operations	Bill Parcells
General Manager	Jeff Ireland
Head Coach	Tony Sparano
Senior Vice President-Operations	Bill Galante
Senior Vice President-Media Relations	Harvey Greene
Vice President-Information Technology	Tery Howard
Senior Vice President-Finance and Administration	Jill R. Strafacci
General Counsel/Football Administration	Matt Thomas

COACHING

Special Teams Coordinator	John Bonamego
Assistant Head Coach/Secondary	Todd Bowles
Offensive Quality Control	Steve Bush
Defensive Quality Control	David Corrao
Tight Ends	George DeLeone
Wide Receivers	Karl Dorrell
Inside Linebackers	George Edwards
Offensive Coordinator	Dan Henning
Kicking	Steve Hoffman
Quarterbacks	David Lee
Head Strength and Conditioning	Evan Marcus
Offensive Line	Mike Maser
Defensive Coordinator	Paul Pasqualoni
Assistant Strength and Conditioning	Dave Puloka
Outside Linebackers	Jim Reid
Defensive Line	Kacy Rodgers
Running Backs	James Saxon
Executive Assistant to Head Coach	Anne Rodriguez

FOOTBALL SUPPORT

Director of Player Development	John Gamble
Team Security Investigator	Stuart Weinstein

PLAYER PERSONNEL

Assistant Director of Player Personnel	Brian Gaine
Director of College Scouting	Chris Grier
Player Personnel Coordinator	Chris Shea
College Scouts	Bill Baker, Ron Brockington, Adam Engroff, Anthony Hunt, Ron Labadie, Mike Murphy, Joe Schoen
Player Personnel Analyst	Dick Haley
Pro Scouts	Dwayne Joseph, Nate Sullivan
Scouting Assistants	Ed Marynowitz, Matt Winston
Player Personnel Assistant	Brooke Green
Executive Assistant/Football Operations	Anne Berger

ATHLETIC TRAINING

Head Athletic Trainer	Kevin O'Neill
Assistant Athletic Trainer	Troy Maurer
Assistant Athletic Trainer & Director of Rehabilitation	Ben Whitney

EQUIPMENT

Equipment Manager.....	Joe Cimino
Assistant Equipment Managers.....	Keys Oakley, Charlie Thiele

VIDEO

Video Director.....	Dave Hack
Assistant Video Director.....	Bob Hack
Video Assistant.....	Matt Taylor

ADMINISTRATION

Director of Finance.....	Betsy Christy
Financial Analyst.....	Audrey Debien
Accounting Manager/Benefits Administrator.....	Craig Heil
Payroll Coordinator.....	Elaine Benjamin
Staff Accountant.....	Dionne Harris-Pierre
Executive Assistants.....	Anis Buonpensiere, Irma Gonzalez, Cindy Trezona

MEDIA RELATIONS

Director of Media Relations.....	Neal Gulkis
Media Relations Coordinator.....	Fitz Ollison
Executive Assistant.....	Gayle Baden

INTERNET AND PUBLICATIONS

Senior Director of Internet and Publications.....	Scott Stone
Senior Manager of Internet and Publications.....	Rodney Wood

COMMUNITY RELATIONS/YOUTH/ALUMNI

Director of Community Relations.....	Ilona Wolpin
Director of Youth Programs.....	Twan Russell
Alumni, Youth and Special Projects.....	Nat Moore

PROGRAMMING AND EVENTS

Senior Director of Programming and Production.....	Jeff Griffith
Senior Director of Cheerleaders and Entertainment.....	Dorie Grogan
Director of Integrated Media/Affiliate Relations.....	Barry Buetel
Cheerleader Coordinator.....	Emily Snow
Senior Manager of Programming and Production.....	Brendan Nieto

INFORMATION TECHNOLOGY AND RECORDS & ARCHIVES

Director of Records & Archives.....	Kristin Hingston
Director of Server and Infrastructure Support Services.....	Joe Curbelo
Lead Applications Developer.....	Alex Grosholz
Support Services.....	Rudy Valdes-Castaneda
Records Manager.....	Andrea Lombardi
Records Support.....	Keri Seiple-Rumaner
Records Assistant.....	Marie Campbell
Administrative Assistant.....	Charla Lopez

OPERATIONS

Director of Engineering and Maintenance.....	Ron Summers
Operations Manager.....	Philip Dangerfield
Facility Security.....	John Nessl
Grounds Superintendent.....	Edwin Lamour
Senior Facility Engineer.....	Craig Ferguson
Mail Room.....	Mark Leone
Receptionist.....	Ruby Debnam

WHO'S THE BOSS

Tony Sparano was named the eighth head coach in Dolphins history on January 16, 2008. He is the fourth straight coach to start his tenure with the team with no previous NFL head coaching experience (Jim Bates, 2004; Nick Saban, 2005-06; Cam Cameron, 2007). Each of the first four head coaches in Dolphins history possessed prior NFL head coaching experience when they took over the helm of Miami. George Wilson (1966-69) had been the head coach with the Detroit Lions from 1957-64. Don Shula (1970-95) served in the same capacity with the Baltimore Colts from 1963-69. Jimmy Johnson (1996-99) was the head coach with the Dallas Cowboys from 1989-93, and Dave Wannstedt (2000-04) spent a six-year stint as head coach with the Chicago Bears, from 1993-98, before embarking on his stint with the Dolphins.

H. WAYNE HUIZENGA

Chairman of the Board/Managing General Partner



NFL: 19th Season
DOLPHINS: 19th Season



H. Wayne Huizenga began his active involvement in South Florida sports on March 7, 1990, when he purchased 15 percent of the Miami Dolphins and a 50 percent interest in Joe Robbie Stadium, now called Dolphin Stadium. That involvement was finalized on January 24, 1994, when he acquired the remaining 85 percent of the Dolphins and the additional 50 percent of the stadium, leaving him with 100 percent ownership of both entities. On February 22, 2008, Stephen Ross became a 50 percent partner in the franchise and the stadium.

Mr. Huizenga has had an unprecedented business career as an entrepreneur. He is the only person in America to be responsible for six companies listed on the New York Stock Exchange and to have three make the Fortune 500 list. He co-founded Waste Management, Inc., the global leader in the waste industry, as well as the third-largest U.S. waste disposal company, Republic Services. Additionally, he was the CEO of Blockbuster Entertainment, the global leader in video entertainment, and founder of AutoNation, Inc., the country's first and world's largest public automotive dealership. He was also founder of Boca Resorts, Inc., an owner and operator of luxury resorts in South Florida, and co-founder of Extended Stay America, which operated in the lodging industry in many areas around the United States.

He is chairman of Huizenga Holdings, Inc., and is the sole or majority owner of several businesses. He has numerous real estate interests throughout Florida that include office buildings, warehouses, shopping centers, marinas and underdeveloped real estate acreage.

Mr. Huizenga was responsible for bringing Major League Baseball to South Florida in 1993, serving as chairman of the Florida Marlins through 1998, and under his direction the Marlins won the World Series in 1997. He also brought the National Hockey League to South Florida, serving as Owner, Chairman and Chief Executive Officer of the Florida Panthers for the first eight years (1993-2001) of that team's existence, including the 1995-96 season when they reached the Stanley Cup Finals.

Mr. Huizenga's numerous entrepreneurial achievements were recognized by the Horatio Alger Association, which presented him with its top honor, along with Henry Kissinger and Supreme Court Justice Clarence Thomas, in 1992. Business and academic groups have honored Mr. Huizenga seven times as "Entrepreneur of the Year." In 2004 he was awarded the Ernst & Young United States Entrepreneur of the Year Award, and followed that by being named the 2005 Ernst & Young World Entrepreneur of the Year from a group of candidates covering 36 different countries. He is a five-time recipient of Financial World magazine's "CEO of the Year" and was named "Business Leader of the Year" by Georgetown University's Business School.

Among Mr. Huizenga's other awards are the Yale University's Gordon Grand Fellow Award, the highest non-academic award bestowed by the school, and the University of Missouri-Kansas City's International Entrepreneur of the Year. He is a member of Nova Southeastern University's Board of Trustees and recently provided the resources to establish the Huizenga School of Business and Entrepreneurship at the University.

Mr. Huizenga has been inducted into a number of business and sports halls of fame during his career. Most recently, in 2006 he was voted into the Automotive Hall of Fame for his role in transforming AutoNation, which he founded in 1996, into the world's largest automotive retailer a decade later. Earlier in 2006 he was named to the Junior Achievement U.S. Business Hall of Fame. He also has been elected to the Waste Industries Hall of Fame in 2003, the Nova

Southeastern University Entrepreneur Hall of Fame in 2002, and the Video Hall of Fame in 1991.

On the sports front, he has been named to the Florida Sports Hall of Fame, the Greater Miami Sports Hall of Champions and the Broward County Hall of Fame.

Mr. Huizenga's community involvement has included membership in many civic organizations, including the Florida Council of 100, the Florida Council on Economic Education, the Salvation Army of Broward County and the Boys and Girls Club of Broward County.

The Huizenga family also is involved in many charitable organizations, including the American Heart Association, the Humane Society, the American Cancer Society, the Performing Arts Center Authority, and the Make-A-Wish Foundation. They are especially active in children's causes, such as Jack & Jill Nursery, Take Stock in Children, the Child Services Council and Kids in Distress, and have awarded scholarships to children in the community through the Horatio Alger Association.

Mr. Huizenga and wife, Marti, live in Fort Lauderdale. They have four children: Wayne, Jr., Ray, Scott, and Pam, and eight grandchildren.

STEPHEN M. ROSS

Partner



NFL: First Season
DOLPHINS: First Season



Stephen M. Ross, Chairman, Chief Executive Officer and Founder of Related Companies, an international real estate development company, became a 50% partner in the Miami Dolphins, Dolphin Stadium, and the surrounding developable land on February 22, 2008. This partnership represented the culmination of a dream for Mr. Ross. He grew up in South Florida and the Dolphins have been a lifetime passion for him.

Mr. Ross, now a resident of Palm Beach and New York, formed Related in 1972. Today, the company is considered the most prominent privately owned real estate development firm in the United States, with divisions in development, acquisitions, property management, marketing and sales. Headquartered in New York City, Related has offices and major developments in Aspen/Snowmass, Boston, Chicago, Los Angeles, Las Vegas, Phoenix, San Francisco and South Florida and boasts a team of more than 2,000 professionals. To date, Related has real estate assets worth over \$15 billion including the landmark Time Warner Center in New York City and CityPlace in West Palm Beach, with over \$25 billion currently in development including the creation of a 26-acre new neighborhood on the waterfront of the west side of New York City.

Mr. Ross began his career in Detroit, Michigan working for the accounting firm of Coopers & Lybrand as a tax attorney. He later moved to New York where he specialized in real estate and corporate finance at two investment banking firms immediately prior to founding Related. Mr. Ross graduated from the University of Michigan with a Bachelor of Business Administration degree and from Wayne State University Law School with a Juris Doctor degree. He then received a Master of Laws in Taxation from New York University School of Law. Based on a substantial gift in 2004, the University of Michigan renamed its business school the Stephen M. Ross School of Business at the University of Michigan.

Mr. Ross is Chairman of the Board of Directors of both Centerline (NYSE:CHC), the country's largest financier of affordable housing, and Equinox Fitness Clubs, one of Related's most recent acquisitions. Mr. Ross is also Chairman of the Real Estate Board of New York (REBNY),

the city's leading real estate trade association. He is a member of the Board of Trustees of the Guggenheim Museum, Lincoln Center, New York Presbyterian Hospital, Urban Land Institute, Juvenile Diabetes Research Foundation, The Levin Institute, National Building Museum, and The Jackie Robinson Foundation.

Over the years, Mr. Ross has received numerous honors for his business, civic, and philanthropic activities. Most recently, Related received the Honor Award from the National Building Museum and Mr. Ross was named Housing Person of the Year by the National Housing Conference. In 2005, REBNY presented him with the Harry B. Helmsley Distinguished New Yorker Award. In 2003, he received the Jack D. Weiler Award from UJA. Crain's New York named Mr. Ross one of the 100 Most Influential Leaders in Business in 2002. Mr. Ross was recognized by NYC & Company with their 2002 Leadership in Tourism Award. Mr. Ross was the 2001 honoree for the Juvenile Diabetes Research Foundation's Promise Ball. Earlier that year he received the Henry Pearce Award presented by the Jewish Association for Services for the Aged. Mr. Ross was named Owner & Developer of the Year by New York Construction News in 2000.

JOE BAILEY

**Chief Executive Officer
Dolphins Enterprises**



**NFL: 28th Season
DOLPHINS: Fourth Season**



Joseph (Joe) A. Bailey III was named Chief Executive Officer of Dolphins Enterprises, the holding company of the Miami Dolphins and Dolphin Stadium, on January 13, 2005. Bailey joined Dolphins Enterprises from Russell Reynolds Associates, the global executive search and assessment firm. He is a former Dallas Cowboys and NFL executive with an extensive sports and business background.

Bailey spearheaded the major initiatives and innovations that occurred at Dolphin Stadium. He paved the way for the re-branding of the stadium as the foremost sports and entertainment showplace in the Americas and implemented the stadium's mission of offering visitors an unparalleled live experience combining state-of-the-art technology and amenities with the gold standard in guest services.

With the team, Bailey focused on maintaining and expanding upon the Dolphins' position as a premier sports institution in the United States, while also growing its fan base worldwide and continuing the organization's aspiration of perfection on and off the field.

Bailey believes the foundation of the future of Dolphins Enterprises is based on the principle that people are the only form of a sustainable, competitive advantage. An initiative-based culture stimulates the innovative thinking required for long-term success.

While at Russell Reynolds Associates, Bailey served as the partner in charge of the firm's flagship New York office and led the company's Entertainment, Media & Sports and Corporate Communication practices. His clients included many of the world's leading sports and entertainment organizations, as well as Fortune 500 companies. In 2004, The Sporting News called Bailey the most influential executive recruiter in sports and included him on its list of "The 100 Most Powerful People in Sports."

Bailey has extensive experience in professional football. He spent nearly two decades with the Dallas Cowboys at the side of NFL Hall of Fame executive Tex Schramm. During Bailey's time in Dallas, the Cowboys won 13 divisional titles, five NFC titles, and two Super Bowl championships.

Following his tenure in Dallas, Bailey served as Senior Vice President and COO at the World League/NFL for five years. His experience in that international venture included the introduction of a professional ten-team football league in Europe, Canada and the United States. He was responsible for all the diverse elements the startup of such a league entailed, culminating with the inaugural World Bowl in London's Wembley Stadium in 1991.

Bailey's management experience extends to other areas as well. In the mid-'90s he was Deputy Commissioner and Chief Operating Officer of The National Thoroughbred Racing Association (NTRA). He served as President of The InterCompete Group, a New York-based marketing and strategic management consulting firm, and was Co-Founder and Investment Partner in Personalities International.

Bailey has an A.B. degree from the University of North Carolina at Chapel Hill and attended the Advanced Management Program at the Harvard University School of Business. Bailey resides in Fort Lauderdale with his wife, Charlotte, and has three grown children.

BILL PIERCE

Executive Vice President-Business and Administration

Dolphins Enterprises



NFL: Fourth Season
DOLPHINS: Fourth Season



William M. (Bill) Pierce is Dolphins Enterprises' Executive Vice President-Business and Administration, responsible for the day-to-day non-football management of the team and Dolphin Stadium. Pierce has been with Dolphins Enterprises since March of 2005.

For the past 19 years, Pierce has served as an officer or director of numerous privately-held companies owned by Wayne Huizenga. He has played a key leadership role in the operation, financing and facility construction of all of Mr. Huizenga's sports investments. Pierce also served as Senior Vice President and Chief Financial Officer of publically-traded Boca Resorts, a NYSE company. With more than 35 years of senior management experience in various industries, Pierce brings exceptional business and entrepreneurial leadership to the enterprise.

Pierce and his wife, Luann, reside in Fort Lauderdale and have two grown children and a granddaughter. Both are active in their church and local charities, including the Alexis de Tocqueville Society of the United Way. Pierce is the former Vice-Chair of the Broward County Tourist Development Council.

OFF AND RUNNING

The Dolphins have put together a 4.0-yard average per rush attempt or better in each of the last three seasons with a 4.3 mark in 2005, a 4.2 figure in 2006 and a 4.0-yard average last year. In fact, it is the first time the Dolphins have amassed this average in three or more straight seasons since they did it in four consecutive campaigns, from 1975-78. In addition, the Dolphins are one of only five NFL teams to have registered a 4.0-yard average per rush attempt or better each of the last three seasons, along with Denver, the Giants, Pittsburgh and San Diego. Combined over this 48-game span the Dolphins have had 14 individual 100-yard rushing performances, including five each of the last two years. Four different players have accounted for 100-yard rushing games over this stretch, including 10 by Ronnie Brown, two by Ricky Williams and one apiece by Sammy Morris and Jesse Chatman.

BRYAN J. WIEDMEIER

President and Chief Operating Officer



NFL: 28th Season
DOLPHINS: 28th Season



Entering his 28th season with the Dolphins, Bryan Wiedmeier was named President and Chief Operating Officer of the team on January 10, 2006. In that role he is responsible for directing the franchise on a day-to-day basis. He serves as the team's primary representative in National Football League affairs and is a visible representative of the club in the South Florida community. He works closely with Bill Parcells regarding the team's football operations and Bill Pierce of Dolphins Enterprises in managing the team's business affairs.

With more than a quarter century of service to the Dolphins, Wiedmeier is uniquely qualified to provide leadership in both team and league affairs. He served as the team's Executive Vice President/Chief Operating Officer from 2002-05, where he was responsible for the day-to-day management of the business operations, football administration and all labor areas. In addition, he serves on a number of NFL committees, is an original member of the NFL Management Council's Working Club Executive Committee and is a Trustee of the NFL Player Insurance Trust.

Wiedmeier's professional career with the Dolphins began in 1981 and he has served in a variety of front office roles of increasing importance with both the team and the stadium since then. He was named Assistant General Manager in 1990, and was promoted several times to reflect his expanded responsibilities with the club, first to Vice President – Administration from 1995-1999, to Senior Vice President – Business Operations through 2001 and finally to Executive Vice President – Chief Operating Officer before assuming the team's presidency. He earned his J.D. from the University of Miami School of Law and is a member of the Florida Bar. He received his B.A. from Carroll College, which he attended on a football scholarship and served as a team captain in his senior year. He was the starting center for the school's 1978 undefeated Hall of Fame team.

He is married to Mary K. They have five children, Lauren, Victoria, John, Danielle, and Matthew, ranging in age from 15 to 21. He and his family reside in Miramar, Fla.

MIAMI DOLPHINS LOGO

The most recent modification to the Dolphins' logo was made prior to the 1997 season. This marked just the third logo change in franchise history, and the first since 1972.

The original logo featured the dolphin jumping in front of a sunburst using the team's base colors (aqua, coral and white). In 1972, the dolphin was repositioned in front of the sunburst and the aqua color was strengthened. In 1997, the traditional logo and colors were kept as a base, while the sunburst on the logo was accentuated and the dolphin was strengthened with a stronger definition of its shape. In addition, the sunburst was more prominently displayed with the elimination of the hashmarks around the sun's perimeter, while the dolphin's features were accentuated by navy high-lights.



PRESENT LOGO



1966-71



1972-96

BILL PARCELLS

Executive Vice President-Football Operations



NFL: 24th Season
DOLPHINS: First Season



Bill Parcells, one of the most highly regarded and respected figures in the National Football League for more than two decades, signed a four-year contract to become Executive Vice President of Football Operations for the Miami Dolphins on December 20, 2007.

Of Parcells' 23 previous seasons in the NFL, 19 were spent as a head coach, beginning in 1983 with the New York Giants. His head coaching tenure consisted of subsequent stops with the New England Patriots, New York Jets, and most recently the Dallas Cowboys, with whom he served from 2003-06. Over those 19 seasons, his teams put together a regular season record of 172-130-1, and a playoff mark of 11-8. His 183 combined victories rank ninth in NFL annals. In all four of his head coaching tenures, Parcells molded teams that either went to the Super Bowl or contended for a title berth.

In eight seasons as head coach of the Giants (1983-90), he guided the franchise to two Super Bowl wins, following the 1986 and 1990 seasons. He concluded his stint with the Giants after that second Super Bowl victory, and in those eight seasons, the club compiled a regular season mark of 77-49-1, including six winning seasons among the eight. What makes Parcells' run with the Giants even more impressive is the fact that prior to taking over the reigns as head coach in 1983 the team had experienced just one winning campaign in the previous 10 years. He was named NFL Coach of the Year by at least one major media outlet in 1986 and 1989.

Following a two-year hiatus (1991-92) in which he worked as an analyst for NBC-TV's coverage of the NFL, Parcells returned to the sidelines in 1993 with the New England Patriots. Although the Patriots posted a composite record of 14-50 in the four years prior to his arrival, Parcells led the club to a 10-6 record in just his second season in Foxborough (1994), while his fourth and final year there resulted in an 11-5 record, the AFC East title and a berth in Super Bowl XXI against Green Bay. Following that 1994 season, he was a consensus choice for NFL Coach of the Year. He also is one of only five head coaches in NFL history to have led two separate teams to the Super Bowl, joining Don Shula, Dan Reeves, Dick Vermeil and Mike Holmgren.

In 1997, Parcells moved on to the New York Jets, where he guided the team to a 9-7 record in his first season as head coach. They barely missed out on an AFC playoff berth, following a stretch of eight straight years (1989-96) in which the club did not compile a winning mark, including a record of 1-15 in the year prior to his appointment. Not only did the team experience a three-game improvement the following year (1998) – producing a record of 12-4 – but they captured the franchise's first-ever AFC East title. The Jets proceeded to the AFC Championship game for the first time since the 1982 season, where they were defeated by the eventual Super Bowl champion Denver Broncos at Mile High Stadium. Following his three-year stint as the Jets' head coach, Parcells moved on to the administrative side in 2000, when he served as the club's Director of Football Operations, his only year in that post.

After another two-year layoff from football, Parcells became head coach with the Dallas Cowboys in 2003, and spent the next four years in that position. In his first year there, he led the team to a record of 10-6 and a Wild Card playoff berth, the club's first playoff spot since 1999 and its first winning record since 1998. The Cowboys also qualified for the postseason in Parcells' final year at the helm. Of the 53 players on the 2007 Cowboys team that finished

13-3 and won the NFC East, 36 were acquired during Parcells' four-year tenure. In addition, 16 of the team's 22 starters at the end of the season joined the club while Parcells was there.

Parcells began his collegiate playing career at Colgate before transferring to Wichita State. He then spent 14 years as a collegiate assistant (1964-77), a stretch which consisted of six different schools, including Florida State from 1970-72, where he served as the Seminoles' linebackers coach. His first head coaching post came at the Air Force Academy, where he served the 1978 season. He began his NFL tenure with the New England Patriots in 1980 before heading to the New York Giants in 1981 where he served as defensive coordinator for the next two campaigns.

Parcells is a native of Oradell, N.J., where he was a member of the first graduating class at River Dell High School in 1959. As a prep performer, he starred on the school's football, basketball and baseball teams. He has three daughters, Suzy, Jill and Dallas, and three grandchildren.

BILL PARCELLS' COACHING CAREER

1964	Hastings College – Defensive Line Coach
1965	Wichita State – Defensive Line Coach
1966-69	Army – Linebackers Coach
1970-72	Florida State – Linebackers Coach
1973-74	Vanderbilt – Defensive Coordinator
1975-77	Texas Tech – Defensive Coordinator
1978	Air Force Academy – Head Coach
1980	New England Patriots – Linebackers Coach
1981-82	New York Giants – Defensive Coordinator/Linebackers Coach
1983-90	New York Giants – Head Coach
1993-96	New England Patriots – Head Coach
1997-99	New York Jets – Head Coach
2003-06	Dallas Cowboys – Head Coach

BILL PARCELLS' CAREER RECORD

YEAR	TEAM	REGULAR SEASON				PLAYOFFS		RESULT
		W	L	T	PCT.	W	L	
1983	N.Y. Giants	3	12	1	.219	0	0	5th, NFC East
1984	N.Y. Giants	9	7	0	.563	1	1	2nd, NFC East; Reached Divisional Playoffs
1985	N.Y. Giants	10	6	0	.625	1	1	2nd, NFC East; Reached Divisional Playoffs
1986	N.Y. Giants	14	2	0	.875	3	0	1st, NFC East; Won Super Bowl XXI
1987	N.Y. Giants	6	9	0	.400	0	0	5th, NFC East
1988	N.Y. Giants	10	6	0	.625	0	0	2nd, NFC East
1989	N.Y. Giants	12	4	0	.750	0	1	1st, NFC East; Reached Divisional Playoffs
1990	N.Y. Giants	13	3	0	.813	3	0	1st, NFC East; Won Super Bowl XXV
1993	New England	5	11	0	.313	0	0	4th, AFC East
1994	New England	10	6	0	.625	0	1	2nd, AFC East; Reached Wild Card Playoffs
1995	New England	6	10	0	.375	0	0	4th, AFC East
1996	New England	11	5	0	.688	2	1	1st, AFC East; Reached Super Bowl XXI
1997	N.Y. Jets	9	7	0	.563	0	0	3rd, AFC East
1998	N.Y. Jets	12	4	0	.750	1	1	1st, AFC East; Reached AFC Championship
1999	N.Y. Jets	8	8	0	.500	0	0	4th, AFC East
2003	Dallas	10	6	0	.625	0	1	2nd, NFC East; Reached Wild Card Playoffs
2004	Dallas	6	10	0	.375	0	0	3rd, NFC East
2005	Dallas	9	7	0	.563	0	0	3rd, NFC East
2006	Dallas	9	7	0	.563	0	1	2nd, NFC East; Reached Wild Card Playoffs
19-YEAR TOTALS		172	130	1	.569	11	8	5 DIVISION TITLES
		3 SUPER BOWL BERTHS, 2 WORLD TITLES						

TOP 10 COACHES IN NFL HISTORY

(based on career wins)

COACH	YEARS	TEAMS	REGULAR SEASON				CAREER			
			W	L	T	PCT.	W	L	T	PCT.
Don Shula	33	Colts, Dolphins	328	156	6	.676	347	173	6	.665
George Halas	40	Bears	318	148	31	.671	324	151	31	.671
Tom Landry	29	Cowboys	250	162	6	.605	270	178	6	.601
Curley Lambeau	33	Packers, Cardinals	226	132	22	.623	229	134	22	.623
Chuck Noll	23	Steelers	193	148	1	.563	209	156	1	.572
M. Schottenheimer	21	Browns, Chiefs, Redskins, Chargers	200	126	1	.613	205	139	1	.596
Dan Reeves	23	Broncos, Giants, Falcons	190	165	2	.535	201	174	2	.536
Chuck Knox	22	Rams, Bills,	186	147	1	.558	193	158	1	.550
BILL PARCELLS	19	GIANTS, PATRIOTS, JETS, COWBOYS	172	130	1	.569	183	138	1	.570
Paul Brown	21	Browns, Bengals	166	100	6	.621	170	108	6	.609

JEFF IRELAND

General Manager



NFL: 12th Season
DOLPHINS: First Season

Jeff Ireland was named as the Dolphins' new General Manager on January 2, 2008. He joins the club after a seven-year stint with the Dallas Cowboys, including the past three seasons as the team's Vice President of College and Pro Scouting.

In his new role, Ireland is not only responsible for overseeing and coordinating the college and pro personnel departments, but also helps manage the team's salary cap and player contracts. He supervises all scouting efforts that relate to the college draft, free agency, the Canadian Football League, and personnel of the other 31 NFL teams. Ireland works hand in hand with Executive Vice President of Football Operations Bill Parcells and Head Coach Tony Sparano in implementing a personnel plan to rebuild the Dolphins into a championship caliber team.

In 2007, his last season in Dallas, the Cowboys went 13-3 and won the NFC East title. Of the 53 players on the active roster, 38 had been acquired over the three years (2005-07) Ireland served as the team's Vice President of Scouting. Seven of those players made the Pro Bowl during that time, including DeMarcus Ware (Ireland's first pick as the team's lead scout), fellow 2005 fourth round selections Chris Canty and Marion Barber, 2007 draft choice Nick Folk and two free agent acquisitions that season, Leonard Davis and Ken Hamlin. In addition, since Ireland arrived in Dallas, seven other Cowboys made their Pro Bowl debuts.

Ireland began his tenure with the Cowboys as the team's national scout in 2001, evaluating all of the top collegiate prospects in the country. In his four years in that role, his skill as a talent evaluator helped lead to the drafting of four Pro Bowl performers, Roy Williams (who was selected five straight years), Terence Newman, Andre Gurode and Jason Witten.

Prior to joining the Cowboys, Ireland spent four years in Kansas City as an area scout helping the Chiefs draft players like Dante Hall in the fifth round and Greg Wesley in the third round. Ireland started his NFL career evaluating talent as an area scout for the National Football Scouting Combine from 1994-1996.

Before becoming a full-time talent evaluator, Ireland helped coach special teams at the University of North Texas from 1992-1993. He was a four-year starter as a placekicker at Baylor University from 1988-1991, finishing his collegiate career third on Baylor's all time scoring list with 213 points. His 45 career field goals, which included a 58-yard effort against Rice in 1991, established a school record for field goals made.

Ireland, an Abilene, Texas native, is the stepson of Kansas City Chiefs Hall of Fame linebacker/center E.J. Holub and the grandson of former Philadelphia Eagles player and longtime Chicago Bears personnel executive Jim Farmer. Jeff and his wife, Rachel, have twin daughters, Haley and Hannah, a son, Riley, and a baby girl, Annie.

BILL GALANTE

Senior Vice President-Operations



NFL: 15th Season
DOLPHINS: 15th Season



Bill Galante is beginning his 15th season with the Dolphins and Dolphin Stadium. As Senior Vice President - Operations, Galante is responsible for the supervision of the ticket office for the Dolphins, while overseeing several business aspects, including special events, facility operations, game operations and team travel. Last year, those duties included handling all the logistics involved in hosting the NFL's first-ever regular season game overseas in London.

Galante spent his first six years in Miami overseeing Dolphin Stadium ticket sales, including the last three seasons as Vice President - Ticket Sales and Operations. During that time, he also oversaw the ticket operations of the Florida Marlins, including their inaugural season in 1993 and their World Championship season in 1997. He began his career with the Chicago Cubs in 1983.

Bill and his wife, Barbara, are members of the ALS Association, which works toward finding a cure for Lou Gehrig's Disease. They live in Plantation with their son, Christian.

DOLPHINS DRAFT FROM FLORIDA COLLEGES

The Dolphins have selected a player from a Florida university in 22 of the team's 43 college drafts. Overall, the Dolphins have drafted 40 players from a Florida school, most recently Florida State running back Lorenzo Booker in the third round of the 2007 draft. The University of Miami leads the way with 15 Dolphin draftees, followed by ten from the University of Florida, eight from Florida State University, four from the University of Tampa, two from Bethune-Cookman and one from Florida A&M. When the Dolphins drafted Miami's Vernon Carey in the first round in 2004, it was the first time since 1997 and the fifth time overall that the Dolphins had selected a player from a Florida school in the first round.

HARVEY GREENE

Senior Vice President-Media Relations



NFL: 20th Season
DOLPHINS: 20th Season



Harvey Greene is in his 20th season with the Miami Dolphins, having been named as Senior Vice President - Media Relations in January of 2002. He and his staff are responsible for implementing the team's media policy on both a local and a national level.

During his tenure with the Dolphins, Greene and his staff twice were recipients of the Pete Rozelle Award (1993, 1999), an annual honor awarded by the Professional Football Writers of America to the NFL's best public relations department, and were finalists again in 2003. In addition, Greene also has worked on the NFL PR staff at 18 of the past 19 Super Bowls and at the 1992 Pro Bowl.

Prior to joining the Dolphins, Greene spent almost four seasons as the Director of Media Relations for the New York Yankees (1986-89), and three years as Director of Public Relations and Broadcasting for the Cleveland Cavaliers (1983-86), where he twice won the McHugh/Splaver Award (1984, 1985) as the outstanding PR Director in the NBA. He also served as an Assistant Venue Press Chief for the men's and women's basketball competition at the 1984 Olympic Games in Los Angeles and for the 1994 Soccer World Cup, supervised media center operations for figure skating and short-track speed skating at the 2002 Winter Olympic Games in Salt Lake City, and was a press operations manager for the World Baseball Classic in 2006.

For over 20 years, Greene was on the Board of Directors for the Max Kase B'nai B'rith Sports Lodge. He was a press officer at the 2004 Democratic Convention in Boston and served as a press advance lead for President Bill Clinton and Senator Hillary Clinton during portions of her 2007-08 presidential campaign. He received his B.A. with honors from the University of Pennsylvania and resides in Parkland with his wife, Cathy.

DOLPHINS ON THE INTERNET

All the information you need to read, watch and hear about the Miami Dolphins in 2008 can be obtained on the Dolphins web site, located at <http://www.miamidolphins.com>.

Miami's official site contains useful information that is updated on a daily basis throughout the year. Daily coverage of the team is provided by the site's staff writer, Andy Kent, and video reporter, Barry Buetel, as well as exclusive columns by Dolphin Digest editor Andy Cohen. Buetel and Kent also team to host a live internet radio show. News, rosters, statistics, depth charts and updated biographies are just a few of the things that are featured. In addition, the site is updated daily with video and sound bites from Head Coach Tony Sparano and Dolphin players. The quality of sound will enable not only fans to hear what the Dolphins are saying, but also can be used by the media. Pre-game and post-game analysis begins in preseason, and on gamedays, the site contains an analysis of the action on the field as it is happening, as well as photos throughout the course of the contest. Fans can submit questions and comments about the team daily. In addition, Q&A sessions with Dolphins players, coaches and front office staff are regularly conducted on the site.

Other information on the Dolphins, in addition to the latest on the National Football League and the other 31 teams, can be accessed through the NFL's home page on <http://www.nfl.com>.



JILL R. STRAFACI

Senior Vice President-Finance and Administration



NFL: 20th Season
DOLPHINS: 20th Season




Beginning her 20th season with the Dolphins, Jill Strafaci assumed her current role as Senior Vice President - Finance and Administration in March of 2000 after serving as Vice President - Finance (1995-99) and Treasurer (1990-94). She originally joined the Dolphins as Assistant Chief Financial Officer in October, 1989. In her current position, she oversees the financial management of the club. Her duties include all financial operations of the team, including budgeting, cash management, insurance, human resources and administration of the club's employee benefit plans, while also assisting with special projects. In addition, she oversees the Miami Dolphins Foundation, which she helped implement in 1995. Strafaci also interacts with the NFL on financial matters and works closely on league-wide revenue sharing issues.

Before joining the Dolphins, Strafaci, a CPA, was a tax specialist with Price Waterhouse in Miami for six years, specializing in the areas of professional sports and real estate. She also worked for an accounting firm in her native Sarasota.

Strafaci graduated from the University of Florida in 1980 (accounting/finance), where she was a four-year letter-winner on the Lady Gator golf team. She resides in Davie with her husband, Frank, and their sons, Trent and Ty.

GALLERY OF LEGENDS

On Wednesday, November 2, 2005, the "Gallery of Legends" made its public debut at Dolphin Stadium. Located at Gate D on the Club Level of the stadium, the Gallery is a tribute to the history of Miami Dolphins football. Special exhibits were created to track the team's history, from its inception in 1966 to the present. Features include Dolphins memorabilia and photographs, as well as elements of life in South Florida and a Dan Marino timeline through those years. It also consists of such artifacts as the chairs the players used for meetings at St. Thomas University, in addition to the office desk utilized by Hall of Fame Head Coach Don Shula.



Coach Don Shula's desk



Meeting room desks and projector

COACHING STAFF

TONY SPARANO

Head Coach



COLLEGE: New Haven
NFL: Tenth Season
DOLPHINS: First Season



Tony Sparano, a veteran of nine seasons in the NFL and 24 years in the coaching profession overall, was named the eighth head coach in Miami Dolphins history on January 16, 2008. He comes to the Dolphins after spending the last five years with the Dallas Cowboys, who qualified for the playoffs in three of those seasons, including a 13-3 record in 2007 when they won the NFC East. He also joins the team with five years of experience as a head coach at the collegiate level.

With the Cowboys, Sparano served as the team's tight ends coach from 2003-04, offensive line/running game coordinator in 2005, assistant head coach/offensive line/running game coordinator in 2006 and assistant head coach/offensive line in 2007.

In 2006, with Sparano as the Cowboys' primary play caller, the team ranked fifth in the NFL in total offense, as they averaged 360.8 yards per game. In addition, their 425 points scored was the fourth-highest total in the NFL. Of the team's 52 touchdowns on the year, 21 came via the ground, the third-highest figure in the league. Quarterback Tony Romo – in his first season as an NFL starter after having joined the team as an undrafted college free agent in 2003 – completed 220 of 337 passes (63.5%) for 2,903 yards with 19 TDs, 13 INTs and a passer rating of 95.1 despite only starting the final 10 games. He was one of four Cowboys on the offensive side of the ball to be selected to the NFC Pro Bowl squad (T Flozell Adams, C Andre Gurode, TE Jason Witten), the most offensive players to represent Dallas in the annual all-star game since 1996, also the last time the team sent a quarterback to the Pro Bowl. In addition, Dallas produced a pair of 1,000-yard receivers in 2006 (Terrell Owens, Terry Glenn) and a 1,000-yard rusher (Julius Jones), just the second time in team history that this has occurred (1979).

In Sparano's first year with the Cowboys rookie tight end Jason Witten, a third-round draft choice that year, caught 35 passes for 347 yards and a TD. His reception total that year tied for fourth among all NFL rookies and was first among the league's rookie tight ends. The following season, Witten established himself as one of the NFL's premier tight ends as he totaled 87 receptions for 980 yards and six TDs, becoming the first Cowboys tight end to make the Pro Bowl since Jay Novacek in 1995. Witten's reception and yardage totals both led all NFC tight ends and ranked second in the NFL. Over the past three seasons (2005-07), four different Cowboys offensive linemen were selected to the Pro Bowl a total of five times, including three in 2007 – T Flozell Adams, G Leonard Davis and C Andre Gurode. Over the past two seasons, the Cowboys totaled 35 rushing touchdowns, the fifth-highest total in the NFL over this span and the top figure among NFC clubs. Julius Jones surpassed the 1,000-yard rushing barrier in 2006 with 1,084 yards, while Marion Barber, who fell just 25 yards shy of the 1,000-yard rushing mark last year but averaged 4.8 yards per attempt (204-975), compiled 24 rushing touchdowns over the last two years, the second-highest total in the NFL over that stretch.

Sparano got his start in the NFL as offensive quality control coach with the Cleveland Browns in 1999 – the first year that the team resumed play following a three-year absence. The next year, he was promoted to offensive line coach, where he oversaw a unit that allowed 40 sacks, 20 fewer than they did the year before. He moved on to the Washington Redskins in

2001, where he served as that team's tight ends coach. He assumed the same role with the Jacksonville Jaguars in 2002, and that year the team's tight ends totaled 69 receptions for 712 yards and six TDs, including 43 catches for 461 yards and four scores by Kyle Brady.

Immediately preceding his NFL tenure, Sparano was the head coach at the University of New Haven from 1994-98, where his teams made a pair of trips to the Division II playoffs during that time, including a runner-up finish in 1997. He was named the New York Metropolitan Football Writers Division II Coach of the Year that year and was the New England Football Writers Division II/III Coach of the Year in both 1995 and 1997.

Sparano began his coaching career at New Haven in 1984, where he spent four seasons tutoring the offensive line and serving as recruiting coordinator at the school. He moved on to Boston University in 1988 and served the next six years at the school. His first two years were spent as the Terriers' offensive line coach, recruiting coordinator and academic liaison before being promoted to offensive coordinator in 1990, spending his final four years there in that post, including the 1993 season when the team put together an 11-0 mark.

Sparano was a four-year letterman at New Haven, where he started at center and went on to earn his degree in criminal law. He is a native of West Haven, Conn., where he attended Richard C. Lee High School. Sparano and his wife, Jeanette, have two sons, Tony and Andrew - both members of the University at Albany (N.Y.) football team - and a daughter, Ryan Leigh.

TONY SPARANO'S CAREER RECORD

YEAR	TEAM	POSITION	REGULAR SEASON	POST- SEASON	POSTSEASON RECAP					
1984	Univ. of New Haven	OL/Recruiting Coord.	5-5							
1985	Univ. of New Haven	OL/Recruiting Coord.	6-4							
1986	Univ. of New Haven	OL/Recruiting Coord.	8-2							
1987	Univ. of New Haven	OL/Recruiting Coord.	8-2							
1988	Boston University	OL/Recruiting Coord.	4-7							
1989	Boston University	OL/Recruiting Coord.	4-7							
1990	Boston University	Offensive Coordinator	5-6							
1991	Boston University	Offensive Coordinator	4-7							
1992	Boston University	Offensive Coordinator	3-8							
1993	Boston University	Offensive Coordinator	11-0	1-1	Lost D-I-AA Quarterfinals (Idaho)					
1994	Univ. of New Haven	Head Coach	7-3							
1995	Univ. of New Haven	Head Coach	9-0-1	1-1	Lost D-II Quarter- finals (Ferris St.)					
1996	Univ. of New Haven	Head Coach	7-3							
1997	Univ. of New Haven	Head Coach	9-1	3-1	Lost D-II Champion- ship (N. Colorado)					
1998	Univ. of New Haven	Head Coach	5-5							
1999	Cleveland Browns	Off. Quality Control	2-14							
2000	Cleveland Browns	Offensive Line	3-13							
2001	Washington Redskins	Tight Ends	8-8							
2002	Jacksonville Jaguars	Tight Ends	6-10							
2003	Dallas Cowboys	Tight Ends	10-6	0-1	Lost Wild Card Game (Carolina)					
2004	Dallas Cowboys	Tight Ends	6-10							
2005	Dallas Cowboys	OL/Run Game Coord.	9-7							
2006	Dallas Cowboys	Asst. HC/OL/ Run Game Coord.	9-7	0-1	Lost Wild Card Game (Seattle)					
2007	Dallas Cowboys	Asst. HC/OL	13-3	0-1	Lost Divisional Round (N.Y. Giants)					
			REGULAR SEASON		ALL GAMES					
			W	L	T	PCT.	W	L	T	PCT.
College Assistant			58	48	0	.547	59	49	0	.546
NFL Assistant			66	78	0	.458	66	81	0	.449
College Head Coach.....			37	12	1	.750	41	14	1	.741
24-YEAR COACHING HISTORY			161	138	1	.538	166	144	1	.535

TONY SPARANO'S COACHING CAREER

1984-87	New Haven – Offensive Line Coach/Recruiting Coordinator
1988-93	Boston Univ. – Offensive Line Coach/Recruiting Coordinator/Academic Liaison (1988-89) – Offensive Coordinator (1990-93)
1994-98	New Haven – Head Coach
1999-2000	Cleveland Browns – Offensive Quality Control Coach (1999) – Offensive Line Coach (2000)
2001	Washington Redskins – Tight Ends Coach
2002	Jacksonville Jaguars – Tight Ends Coach
2003-07	Dallas Cowboys – Tight Ends Coach (2003-04) – Offensive Line Coach/Running Game Coordinator (2005) – Asst. Head Coach/Offensive Line/Running Game Coordinator (2006) – Assistant Head Coach/Offensive Line (2007)
2008-	Miami Dolphins – Head Coach

JOHN BONAMEGO

Special Teams Coordinator



COLLEGE: Central Michigan

NFL: Tenth Season

DOLPHINS: First Season



John Bonamego was named the Dolphins' special teams coordinator on January 28, 2008 following a two-year stint in the same role with the New Orleans Saints. Overall, 2008 will mark Bonamego's 10th as an assistant in the NFL.

The Saints' special teams unit proved pivotal in catapulting the club to a 10-6 record and the NFC South crown in Bonamego's first season of 2006, as it recorded two signature plays during the course of the season. The first occurred in a Monday night game against Atlanta on September 25 – the first game back at the Superdome following Hurricane Katrina – when Curtis Deloach recovered a Steve Gleason blocked punt in the end zone to open the scoring en route to a 23-3 victory as the Saints started 3-0 for just the fifth time in franchise history. Two weeks later against Tampa Bay, rookie Reggie Bush's 65-yard punt return for a touchdown with 4:17 remaining in the contest erased a 21-17 deficit and gave the Saints a 24-21 victory. Prior to his tenure with the Saints, Bonamego tutored the special teams unit with the Green Bay Packers from 2003-05. He got his start in the NFL as assistant special teams coach with the Jacksonville Jaguars in 1999, a spot he held for three seasons before being promoted to special teams coordinator in 2002. In Bonamego's six seasons heading up a special teams unit, his groups have finished in the top 10 in the NFL in overall special teams rankings under a formula devised by the Dallas Morning News on four occasions. This includes a No. 3 finish by his Jacksonville Jaguars squad of 2002, which blocked four kicks and was second in the league in kickoff coverage. Also that year, punter Chris Hanson was selected to the AFC Pro Bowl squad. In the past six seasons, his units blocked a total of 13 kicks, consisting of seven field goals, four punts and two PATs. They recorded at least one blocked kick in each of those six campaigns. In addition, in Bonamego's nine previous NFL seasons, the teams with which he has coached have won four divisional titles and advanced to two conference championship games.

Prior to starting his NFL stint, Bonamego held assistant posts at Maine (1988-91), Lehigh (1992) and Army (1993-98). In 1987, he also coached at Mt. Pleasant (Mich.) High School and was a player-coach in Europe with the Verona (Italy) Redskins. A wide receiver and quarterback at Central Michigan, Bonamego earned his degree in health and fitness from the school in 1987. He earned his master's in physical education from Maine in 1992, and is a graduate of Paw Paw (Mich.) High School. Bonamego and his wife, Paulette, have two sons, Javier and Giovanni, and a daughter, Bellina.

JOHN BONAMEGO'S COACHING CAREER

1988-91	Maine – Graduate Assistant (1988-89) – Wide Receivers/Special Teams Coach (1990-91)
1992	Lehigh – Running Backs/Assistant Special Teams Coach
1993-98	Army – Assistant Outside Linebackers Coach (1993) – Special Teams Coach/Recruiting Coordinator (1994-98)
1999-2002	Jacksonville Jaguars – Assistant Special Teams Coach (1999-2001) – Special Teams Coordinator (2002)
2003-05	Green Bay Packers – Special Teams Coordinator
2006-07	New Orleans Saints – Special Teams Coordinator
2008-	Miami Dolphins – Special Teams Coordinator

TODD BOWLES

Assistant Head Coach/Secondary



COLLEGE: Temple
NFL: Ninth Season
DOLPHINS: First Season



Todd Bowles was named the Dolphins' assistant head coach/secondary on January 23, 2008. He joins Miami with eight years of experience as an NFL assistant, the past three of which were spent with the Cowboys, where he served as the team's secondary coach.

In Bowles' three years in his previous post, three Cowboys defensive backs were chosen to a combined five Pro Bowls, including three by safety Roy Williams. In 2007, three-fourths of Dallas' backfield was selected to the NFC All-Star squad, as cornerback Terence Newman and safety Ken Hamlin joined Williams in Honolulu. Over the past three years (2005-07), the Cowboys as a team came up with 52 interceptions, tied for the third-highest total in the NFC. Before going to the Cowboys, Bowles had a four-year stint (2001-04) on the staff of the Cleveland Browns, including the first three years as the defensive nickel package coach and the final season as secondary coach. In that 2004 season, the Browns ranked fifth in the league in pass defense, as they allowed an average of just 181.3 passing yards per game. In Bowles' first year with Cleveland, the Browns led the league and set a franchise record with 33 interceptions, 28 of which were accounted for by defensive backs, including 10 by rookie Anthony Henry. Bowles' first NFL coaching position came as defensive backs coach with the New York Jets in 2000, when he helped the unit to a No. 6 NFL ranking in pass defense, permitting an average of only 183.3 yards passing per outing.

Bowles, a native of Elizabeth, N.J., was a four-year letterman as a defensive back at Temple University (1982-85). He went on to play eight seasons in the NFL, including stints with Washington (1986-90, 1992-93) and San Francisco (1991). In his career, he appeared in 117

regular season games and accounted for 15 interceptions. He was a member of the Redskins team that captured the Super Bowl XXII championship following the 1987 season. Upon conclusion of his playing career, Bowles worked in the player personnel department of the Green Bay Packers from 1995-96. He was defensive coordinator/secondary coach at Morehouse College in 1997 and defensive coordinator/defensive backs coach at Grambling State from 1998-99. Bowles has a daughter, Sydni, and two sons, Todd Jr. and Troy.

TODD BOWLES' COACHING CAREER

1997	Morehouse College – Defensive Coordinator/Secondary Coach
1998-99	Grambling State – Defensive Coordinator/Defensive Backs Coach
2000	New York Jets – Defensive Backs Coach
2001-04	Cleveland Browns – Defensive Nickel Package Coach (2001-03) – Secondary Coach (2004)
2005-07	Dallas Cowboys – Secondary Coach
2008-	Miami Dolphins – Assistant Head Coach/Secondary

STEVE BUSH

Offensive Quality Control



COLLEGE: Southern Connecticut State

NFL: First Season

DOLPHINS: First Season



Steve Bush was added to the Dolphins' coaching staff on January 28, 2008 as he embarks on his first NFL venture following a 26-year run as a coach at both the high school and collegiate levels.

From 2000-04, Bush served on a Syracuse staff headed up by Dolphins defensive coordinator Paul Pasqualoni, when he was the school's defensive backs coach (2000) and quarterback coach (2001-04). In that 2000 season, Bush coached cornerback Will Allen, a first-team All-Big East selection that year who went on to become a first-round draft choice of the Giants in 2001 and is currently with the Dolphins. Most recently, Bush was the head coach at West Genesee (N.Y.) High School for the past three years (2005-07), and in 2007 he guided the school to a record of 11-2 and its first New York State Class AA state title.

Bush got his start in the coaching profession as a graduate assistant at Southern Connecticut State, where he served from 1982-83. He moved on to Springfield College where he was the school's defensive coordinator/secondary coach from 1984-85. That was followed by stints as defensive coordinator/linebackers coach at the University of New Haven from 1986-87 and defensive coordinator/secondary coach at Boston University from 1988-89. During the '86 campaign he worked alongside Dolphins Head Coach Tony Sparano, also a member of that staff. The pair also served together at BU from 1988-89. Bush moved on as a head coach at the high school ranks, first at Longmeadow (Mass.) High from 1990-92 and then at Manalapan (N.J.) High from 1993-99.

Bush was a defensive back at Southern Connecticut State (1978-81), where he earned both his undergraduate and master's degrees. He and his wife, Maria, have two daughters, Kacey and Leah, and two sons, Kevin and Shane.

STEVE BUSH'S COACHING CAREER

1982-83	Southern Connecticut State – Graduate Assistant
1984-85	Springfield College – Defensive Coordinator/Secondary Coach
1986-87	New Haven - Defensive Coordinator/Linebackers Coach
1988-89	Boston University – Defensive Coordinator/Secondary Coach
1990-92	Longmeadow (Mass.) High School – Head Coach
1993-99	Manalapan (N.J.) High School - Head Coach
2000-04	Syracuse – Defensive Backs Coach (2000) – Quarterbacks Coach (2001-04)
2005-07	West Genesee (N.Y.) High School – Head Coach
2008-	Miami Dolphins – Offensive Quality Control Coach

DAVID CORRAO

Defensive Quality Control



COLLEGE: Arizona
NFL: First Season
DOLPHINS: First Season



David Corrao corralled his first NFL coaching position on January 23, 2008 when he was added to the Dolphins' staff as defensive quality control coach.

Corrao comes to the Dolphins after coaching the linebackers at the University of Mississippi in 2007. He served as a defensive graduate assistant coach at Ole Miss the previous two years (2005-06), when he worked with linebacker Patrick Willis, a first-round draft choice of the San Francisco 49ers in 2007 and the 2007 Associated Press Defensive Player of the Year. Prior to joining the Ole Miss staff, Corrao tutored the tight ends at Northeastern University in 2004. After several years coaching in the high school ranks, he served as a graduate assistant at Syracuse University from 2000-03. During his tenure at the school, Corrao worked under Dolphins' defensive coordinator Paul Pasqualoni, then the head coach with the Orange.

Corrao attended the University of San Diego, where he was a member of the football team as a freshman in 1992. He went on to earn his bachelor's degree in creative writing from the University of Arizona in 1997 and a master's in instructional design development & evaluation from Syracuse in 2003. He is a graduate of Trabuco Hills High School in Mission Viejo, Calif. Corrao lives in South Florida with his wife, Trisha.

DAVID CORRAO'S COACHING CAREER

2000-03	Syracuse – Graduate Assistant
2004	Northeastern – Tight Ends Coach
2005-07	Mississippi – Graduate Assistant (2005-06) – Linebackers Coach (2007)
2008-	Miami Dolphins – Defensive Quality Control Coach

GEORGE DeLEONE

Tight Ends



COLLEGE: Connecticut
NFL: Second Season
DOLPHINS: First Season



George DeLeone, a veteran of 38 seasons as a football coach, primarily in the collegiate ranks and in a myriad of roles, was named the Dolphins' tight ends coach on January 28, 2008.

Most recently, DeLeone was the offensive coordinator at Temple University the past two seasons (2006-07), while also tutoring the interior offensive linemen in 2007 and the quarterbacks in 2006. Prior to that, he was the run game coordinator/offensive line coach at the University of Mississippi in 2005. DeLeone's one year of NFL experience came in 1997 when he coached the offensive line with San Diego Chargers.

A bulk of his coaching career has been spent at Syracuse University, where he served as an assistant from 1985-96 and 1998-2004. During that 19-year span he served in a variety of roles including offensive line coach (1985-86, 2000-04), offensive coordinator (1987-96), defensive coordinator (1998) and quarterbacks coach (1999). He also held the title of associate head coach from 1998-2004, all while Dolphins' defensive coordinator Paul Pasqualoni was the head coach there. During DeLeone's time tutoring the offensive line, five of his pupils were drafted into the NFL. In 10 years as offensive coordinator, five of his players were first-team All-America selections. In his 19 years with the Orange, the team produced 15 winning records and appeared in 13 bowl games.

DeLeone began his coaching career at Southern Connecticut State in 1970 as offensive line coach. After six years in that post he was promoted to head coach in 1976 and served four years in that role. In 1980, he moved on to Rutgers as an assistant where he was the Scarlet Knights' defensive line coach (1980), defensive coordinator (1981-82) and offensive line/special teams coach (1983). In DeLeone's three years coaching on the defensive side of the ball at Rutgers, the team allowed an average of just 19.5 points per game over that 33-game span. He was appointed offensive coordinator at Holy Cross in 1984 and in his lone year at the school, running back Gil Fenerty rushed for 1,211 yards, a school single-season record at the time and now the third-highest figure.

A native of New Haven, Conn., DeLeone earned his bachelor's degree in physical education from the University of Connecticut and his master's in education from Southern Connecticut State. He and his wife, Roberta, have two sons, Andy, a graduate of the University of Pennsylvania, and Mark, a student at the University of Iowa.

GEORGE DeLEONE'S COACHING CAREER

1970-79	Southern Connecticut State – Offensive Line Coach (1970-75) – Head Coach (1976-79)
1980-83	Rutgers – Defensive Line Coach (1980) – Defensive Coordinator (1981-82) – Offensive Line/Special Teams Coach (1983)
1984	Holy Cross – Offensive Coordinator
1985-96	Syracuse – Offensive Line Coach (1985-86) – Offensive Coordinator (1987-96)
1997	San Diego Chargers – Offensive Line Coach
1998-2004	Syracuse – Associate Head Coach/Defensive Coordinator (1998) – Associated Head Coach/Quarterbacks (1999) – Associate Head Coach/Offensive Line (2000-04)
2005	Mississippi – Run Game Coordinator/Offensive Line Coach
2006-07	Temple – Offensive Coordinator/Quarterbacks Coach (2006) – Offensive Coordinator/Interior Offensive Linemen (2007)
2008-	Miami Dolphins – Tight Ends Coach

KARL DORRELL

Wide Receivers



COLLEGE: UCLA
NFL: Fourth Season
DOLPHINS: First Season



Karl Dorrell was named to the Dolphins' coaching staff on January 24, 2008. He comes to the team following a five-year stint as the head coach at UCLA (2003-07).

During Dorrell's time heading up the Bruins' program, the school went 35-27 and appeared in a bowl game all five seasons. In 2005, UCLA went 10-2, recorded a victory over Northwestern in the Sun Bowl and finished with a No. 13 national ranking in the USA Today Coaches poll, and No. 16 by the Associated Press. For the team's performance that year, Dorrell was named the Pac-10 Conference co-Coach of the Year. Before that, he was wide receivers coach with the Denver Broncos from 2000-02. In Denver, Rod Smith's first two career Pro Bowl selections coincided with Dorrell's first two years with the team. In fact, Smith surpassed the 1,000-yard receiving mark all three years that Dorrell was there, and also attained the 100-catch plateau the first two seasons. In addition, Ed McCaffrey went over the 100-catch and 1,000-yard receiving barriers as well in 2000, as the pair combined for 201 receptions, 2,919 receiving yards and 17 touchdowns that year.

Prior to his stint with the Broncos, Dorrell had been an assistant at the collegiate level for the previous 12 seasons, including seven years as an offensive coordinator. This consisted of positions at UCLA (graduate assistant, 1988), Central Florida (wide receivers, 1989), Northern Arizona (offensive coordinator/wide receivers, 1990-91), Colorado (wide receivers, 1992-93; offensive coordinator/wide receivers, 1995-98), Arizona State (wide receivers, 1994) and Washington (offensive coordinator/wide receivers, 1999). Overall in Dorrell's 17 seasons as a head coach and an assistant coach at the collegiate level, the teams with which he coached put together 10 winning records and made 12 bowl appearances. He also worked with the Broncos' staff during training camp in 1993 and 1999 as part of the NFL's Minority Coaching Fellowship program.

Dorrell played five years as a receiver at UCLA (1982-86) and during that time he totaled 108 receptions for 1,517 yards and nine touchdowns. He grew up in San Diego where he attended Helix High School. He and his wife, Kim, have a son, Chandler, and a daughter, Lauren.

KARL DORRELL'S COACHING CAREER

1988	UCLA – Graduate Assistant
1989	Central Florida – Wide Receivers Coach
1990-91	Northern Arizona – Offensive Coordinator/Wide Receivers Coach
1992-93	Colorado – Wide Receivers Coach
1994	Arizona State – Wide Receivers Coach
1995-98	Colorado – Offensive Coordinator/Wide Receivers Coach
1999	Washington – Offensive Coordinator/Wide Receivers Coach
2000-02	Denver Broncos – Wide Receivers Coach
2003-07	UCLA – Head Coach
2008-	Miami Dolphins – Wide Receivers Coach

GEORGE EDWARDS

Inside Linebackers



COLLEGE: Duke
NFL: 11th Season
DOLPHINS: Fourth Season



George Edwards is entering his fourth season as a member of the Dolphins' coaching staff in 2008. He possesses 10 seasons of experience as an NFL assistant coach on his résumé, including one as a coordinator. His last three years were spent as Miami's linebackers coach.

In Edwards' first year with the Dolphins, Zach Thomas was selected to the Pro Bowl for the sixth time, as he recorded 166 tackles despite only playing in 14 games. Rookie Channing Crowder, a third-round draft choice, made a tremendous impact on the success of the defense as he started 13 games and registered 90 tackles, the highest total by a Dolphins rookie since 1996 (Thomas, 180). In 2006, Thomas was selected to the AFC Pro Bowl squad once again, and Crowder recorded 104 tackles, the second consecutive season in which the pair finished 1-2 on the team's tackle chart, respectively. Crowder came into his own last season, as he led the club in tackles (78) although he missed five games because of injuries. Newcomer Joey Porter was second on the squad in tackles (65), sacks (5.5) and interceptions (2). His sack total was the most by a Dolphins linebacker since 1995 when Bryan Cox collected 7.5.

Before joining the Dolphins, Edwards was the linebackers coach with the Cleveland Browns in 2004. That followed a two-year stint with the Washington Redskins, including 2003 as the team's defensive coordinator. Following the '03 season, linebacker LaVar Arrington and cornerback Champ Bailey were selected to the NFC Pro Bowl squad. In 2002, Edwards served as the Redskins' assistant defensive coordinator/linebackers coach, as Arrington accounted for the most productive season of his NFL career with 107 tackles and 11 sacks as he earned his second straight Pro Bowl berth. In addition that year, each of the team's starting linebackers, which also included Jesse Armstead and Jeremiah Trotter, surpassed the 100-tackle plateau.

Edwards began his NFL coaching career with a four-season stint with the Dallas Cowboys (1998-2001), where he tutored the team's linebackers. Under Edwards' guidance, Dexter

Coakley, a third-round draft choice in 1997, was selected to the Pro Bowl twice over this four-year span (1999, 2001), as he was Dallas' second-leading tackler all four years.

Before embarking on his NFL coaching career, Edwards held collegiate assistant posts at Florida (1991), Appalachian State (1992-95), Duke (1996) and Georgia (1997). During his one-year tenure at Georgia, Edwards tutored a defensive line which included a pair of freshmen in Richard Seymour and Marcus Stroud, both of whom would be selected in the first round of the 2001 NFL Draft. A native of Siler City, N.C., Edwards is a Duke University alumnus, where he was a four-year letterman. He was a two-year special teams captain and an All-ACC honorable mention selection at linebacker in 1989. Edwards and his wife, Jami, have a son, B.J.

GEORGE EDWARDS' COACHING CAREER

1991	Florida – Graduate Assistant
1992-95	Appalachian State – Linebackers Coach
1996	Duke – Linebackers Coach
1997	Georgia – Defensive Line Coach
1998-2001	Dallas Cowboys – Linebackers Coach
2002-03	Washington Redskins – Assistant Defensive Coordinator/Linebackers Coach (2002) – Defensive Coordinator (2003)
2004	Cleveland Browns – Linebackers Coach
2005-	Miami Dolphins – Linebackers Coach (2005-07) – Inside Linebackers Coach (2008-)

DAN HENNING

Offensive Coordinator



COLLEGE: William & Mary
NFL: 29th Season
DOLPHINS: Third Season



Dan Henning, a veteran of 28 seasons as an NFL coach, re-joined the ranks on February 4, 2008 when he was named the Dolphins' offensive coordinator. Most recently, Henning was the offensive coordinator with the Carolina Panthers from 2002-06. He embarks on his second stint with the Dolphins, having served as the team's quarterbacks and receivers coach from 1979-80 under Don Shula.

In Henning's five-year stay with the Panthers, the team advanced to the NFC Championship Game twice, including one year in which they went on to play in the Super Bowl (2003). Quarterback Jake Delhomme, who entered the league as an undrafted college free agent in 1997, became a full-time starter for the first time in 2003. Under Henning's guidance he gradually became one of the NFL's top signal callers, having been selected to the NFC Pro Bowl squad in 2005. In addition, from 2003-06 Delhomme tossed 89 touchdown passes, the fifth-highest total in the NFL over this four-year stretch. Overall in Henning's five seasons leading the Panthers' offense, five different offensive players made a total of six Pro Bowl appearances, including four skilled position players in RB Stephen Davis (2003), WR Muhsin Muhammad (2004), Delhomme (2005) and WR Steve Smith (2005, 2006). The 2005 squad scored 391 points, the third-highest total in the NFC that year and the second-highest figure in the 13-year history of the Panthers franchise.

Of Henning's 28 seasons in the NFL, seven have been spent as a head coach, including stints with Atlanta (1983-86) and San Diego (1989-91). Prior to joining the Panthers, Henning had served three seasons with the New York Jets (1998-2000), the first two as quarterbacks coach and the final one as offensive coordinator/quarterbacks coach. New York compiled winning marks in two of those three seasons, including a regular season record of 12-4 in 1998 when they advanced to the AFC Championship Game. In that '98 campaign, quarterback Vinny Testaverde enjoyed the most efficient season of his pro career as he led all AFC quarterbacks and finished second in the NFL with a passer rating of 101.6, throwing for 29 touchdowns while being intercepted just seven times.

Henning got his start in the NFL as quarterbacks and receivers coach with the Houston Oilers in 1972. After a three-year stint in the collegiate ranks, including 1973 as offensive coordinator at Virginia Tech and 1974-75 as offensive coordinator/quarterbacks/wide receivers coach at Florida State, he returned to the NFL in 1976, when he began a three-year stint as quarterbacks and wide receivers coach with the New York Jets. That preceded his first stay with the Dolphins. In 1981, he was appointed assistant head coach with the Washington Redskins while also tutoring the team's quarterbacks, and held that post for two years. In his second year there, quarterback Joe Theismann compiled a passer rating of 91.3, the second-highest figure of his career as the Redskins put together a regular season record of 8-1 and went on to capture the Super Bowl XVII Championship. Running back John Riggins was the game's MVP as he rushed for a then-Super Bowl record 166 yards. Following his initial head coaching stop, Henning returned to the Redskins as assistant to the head coach/offensive coordinator in 1987, and served in that role for the next two years. That first season back in the nation's capital resulted in a regular season record of 11-4, capped by a victory over Denver in Super Bowl XXII, as quarterback Doug Williams was named the game's MVP. Also in that championship game, running back Tim Smith ran for a Super Bowl-record 204 yards, and the team scored a record 35 points in the second quarter. After his next stint as a head coach, Henning was the offensive coordinator with the Detroit Lions from 1992-93. The latter of those two seasons saw the Lions amass a regular season record of 10-6 as they captured the NFC Central crown, the club's most recent division title. That catapulted him into the head coaching position at Boston College from 1994-96. He returned to the NFL as offensive coordinator with the Buffalo Bills in 1997, and then moved on to the Jets the following year after the retirement of Marv Levy.

Henning played quarterback at William & Mary, where upon conclusion of his career, he went to training camp with the San Diego Chargers in 1964 before playing two years in the Continental Football League. He was re-signed by San Diego in 1966 and was with the team through training camp in 1967. He finished his playing career with Norfolk of the Continental League. His first coaching position came as offensive coordinator and quarterbacks coach at Florida State from 1968-70. That was followed by a one-year stint (1971) as offensive coordinator at Virginia Tech.

A New York City native, Henning attended St. Francis Prep in Brooklyn, N.Y. Henning has three daughters, Mary K., Patty and Terry, and two sons, Dan and Mike. He also has 10 grandchildren: Teddy, Hunter, Taylor, Dillon, Chandler, Erica, Riley, Emily, Cassie and Patrick.

DAN HENNING'S COACHING CAREER

1968-70	Florida State – Offensive Coordinator/Quarterbacks Coach
1971	Virginia Tech – Offensive Coordinator
1972	Houston Oilers – Quarterbacks/Wide Receivers Coach
1973	Virginia Tech – Offensive Coordinator
1974-75	Florida State – Offensive Coordinator/Quarterbacks/Wide Receivers
1976-78	New York Jets – Quarterbacks/Wide Receivers Coach
1979-80	Miami Dolphins – Quarterbacks/Wide Receivers Coach
1981-82	Washington Redskins – Assistant Head Coach
1983-86	Atlanta Falcons – Head Coach
1987-88	Washington Redskins – Assistant to the Head Coach/Offensive Coordinator
1989-91	San Diego Chargers – Head Coach
1992-93	Detroit Lions – Offensive Coordinator
1994-96	Boston College – Head Coach
1997	Buffalo Bills – Offensive Coordinator
1998-2000	New York Jets – Quarterbacks Coach (1998-99) – Offensive Coordinator/Quarterbacks Coach (2000)
2002-06	Carolina Panthers – Offensive Coordinator/Quarterbacks Coach (2002-03) – Offensive Coordinator (2004-06)
2008-	Miami Dolphins – Offensive Coordinator

STEVE HOFFMAN

Kicking



COLLEGE: Dickinson
NFL: 19th Season
DOLPHINS: Second Season



Steve Hoffman joined the Dolphins' coaching staff on February 12, 2007. He spent his first year with the team as assistant special teams coach, a role in which he worked closely with the club's kickers. Prior to joining the Dolphins, Hoffman spent one year (2006) as assistant special teams coach with the Atlanta Falcons.

In Hoffman's first season in Miami, kicker Jay Feely established a single-season personal best as well as a club record by converting 91.3 percent of his field goals (21 of 23). It was a figure that ranked third in the AFC and tied for third in the NFL among kickers with more than five attempts. In addition, rookie punter Brandon Fields, a seventh-round draft choice, put together a gross punting average of 43.2 on 77 punts, the top figure among the NFL's four rookie punters in 2007.

From 1989-2004, Hoffman worked with the Dallas Cowboys' kickers and punters, and under his guidance, kickers established 15 separate club records, including every single-season standard in team history. Punters who tutored under Hoffman, own a combined seven club marks. Following his first season with Dallas, Hoffman also held the role of defensive quality control assistant.

During his tenure in Dallas, Hoffman gained the reputation for developing young kickers and punters. This included kickers such as Chris Boniol and Richie Cunningham, as well as punters such as John Jett and Toby Gowin. In fact, Hoffman brought in five rookie or first-year free agent kickers to Dallas in his 16 years with the team, and all five accounted for a minimum of 18 field goals in their first year with the club.

Cowboys' kickers and punters were instrumental in helping the team to three Super Bowl titles during Hoffman's tenure. Combined in those three seasons (1992, 1993, 1995), kickers converted 82.3 percent of their field goals (79 of 96), while punters averaged 41.6 with 60 kicks inside the 20 and just 18 touchbacks.

Prior to embarking on his NFL coaching career, Hoffman tutored the kickers and punter at the University of Miami from 1985-87, where one of his pupils was punter Jeff Feagles, who has spent the last 20 years (1988-2007) in the NFL. In his senior season of 1987, Feagles put together a career-high 40.8-yard average as he helped the Hurricanes to the national championship. In addition, Hoffman spent two springs in the Italian League, as offensive coordinator with the Bellusco Seahawks (1987) and Rho Blacknights (1988). He was a coach at Sunset High School in Miami in the fall of 1988.

While out of the NFL in 2005, Hoffman did consulting work for various NFL teams while also continuing to spend time with his own kicking and punting tutorial business. He also has been an instructor at the nationally renowned Ray Pelfrey's kicking camps.


A native of Camden, N.J., Hoffman grew up in York, Pa. He was a member of the Dickinson (Pa.) College football squad, where he played quarterback, running back and wide receiver, while also handling the kicking and punting chores. He went on to punt one year (1983) with the Washington Federals of the USFL, while also attending NFL training camps with Washington (1981, 1983), Seattle (1984) and New Orleans (1985). Hoffman holds a bachelor of arts degree in economics from Dickinson and a master's of science degree in sports administration from St. Thomas University in Miami. He is married to Aline, and has a daughter, Micaela, and a son, Luca.

STEVE HOFFMAN'S COACHING CAREER

1985-87	University of Miami – Kicking Coach
1989-2004	Dallas Cowboys – Kicking Coach (1989) – Kicking/Defensive Quality Control Coach (1999-2004)
2006-	Atlanta Falcons – Assistant Special Teams Coach
2007-	Miami Dolphins – Assistant Special Teams Coach (2007) – Kicking Coach (2008-)

DAVID LEE

Quarterbacks



COLLEGE: Vanderbilt
NFL: Fifth Season
DOLPHINS: First Season



David Lee was named the Dolphins' quarterbacks coach on January 10, 2008. He comes to the team with four years of experience at the NFL level, all with the Dallas Cowboys from 2003-06. In 2007, Lee ran the offense and tutored the quarterbacks at the University of Arkansas when the team posted a regular season record of 8-4 and went on to appear in the Cotton Bowl. Following the 2007 season, he had assumed a similar role at Ole Miss under Head Coach Houston Nutt before joining the Dolphins' staff.

With the Cowboys, Lee started as the team's offensive quality control coach and added the title of quarterbacks coach in 2005. In Lee's four years in Dallas, three different Cowboys quarterbacks threw for 3,000 yards in a single season, while a fourth, Tony Romo, went from being an undrafted college free agent in 2003 to a starter in 2006.

Last year, Lee presided over an Arkansas Razorbacks' offense that averaged 38.8 points per game and 457.4 yards per contest in the regular season, figures that ranked 12th and 18th nationally, respectively, and were school records. The running game in 2007 ranked fourth nationally, as it averaged 286.5 yards an outing and 6.0-yards per attempt led by Darren McFadden, who amassed 1,830 yards and 16 touchdowns on 325 attempts. As a team, Arkansas threw for 1,928 yards with 24 touchdown passes and only 10 interceptions. The 2007 season marked Lee's third stint at Arkansas, having also coached the fullbacks and quarterbacks there from 1984-88 and the quarterbacks from 2001-02.

Overall, Lee possesses 29 years of experience at the collegiate level, including five as a head coach, when he served in that role at Texas-El Paso from 1989-93. In Lee's collegiate coaching career, nine of his former quarterbacks were either drafted or signed as free agents in the NFL following their collegiate stints.

Lee got his start in the coaching profession tutoring the quarterbacks and receivers at Tennessee-Martin from 1975-76. A one-year stint as quarterbacks coach at Vanderbilt (1977) preceded a five-year run in the same role at Ole Miss, from 1978-82. He moved on to head up the offense at New Mexico in 1983 before embarking on his initial stint at Arkansas. Over that five-year period with the Razorbacks (1984-1988), Arkansas compiled a composite record of 45-15-1 and appeared in a bowl game all five years, including an Orange Bowl and a Cotton Bowl. That success helped catapult him to the head coaching position at Texas-El Paso in 1989. After five seasons in that post, he became offensive coordinator and quarterbacks coach at Rice University from 1994-2000. He returned to Arkansas in 2001, where for two years Lee tutored future NFL players Matt Jones and Tarvaris Jackson during their first two collegiate

seasons, before taking on his first NFL coaching role, with the Cowboys in 2003.

A three-year letterman as a quarterback at Vanderbilt (1972-74), Lee was the team captain and the most valuable player as a senior in 1974 when he led the Southeastern Conference in passing. That same year, he helped the Commodores to a record of 7-3-2, including a 24-10 upset win over No. 5-ranked Florida. In Lee's final two years there, Dolphins Executive Vice President of Football Operations Bill Parcells served as Vanderbilt's defensive coordinator. Lee earned his degree in history from Vanderbilt. A native of Dexter, Mo., he attended Woodham High School in Pensacola, Fla. Lee and his wife, Lynne, have two daughters, Dana and Shannon, and two sons, Brian and Jordan.

DAVID LEE'S COACHING CAREER

1975-76	Tennessee-Martin – Quarterbacks/Receivers Coach
1977	Vanderbilt – Quarterbacks Coach
1978-82	Mississippi – Quarterbacks Coach
1983	New Mexico – Offensive Coordinator/Quarterbacks Coach
1984-88	Arkansas – Quarterbacks/Fullbacks Coach
1989-93	Texas-El Paso – Head Coach
1994-2000	Rice – Offensive Coordinator/Quarterbacks Coach
2001-02	Arkansas – Quarterbacks Coach
2003-06	Dallas Cowboys – Offensive Quality Control Coach (2003-04, 2006) – Quarterbacks/ Offensive Quality Control Coach (2005)
2007	Arkansas – Offensive Coordinator/Quarterbacks Coach
2008-	Miami Dolphins – Quarterbacks Coach

EVAN MARCUS

Head Strength And Conditioning



COLLEGE: Ithaca College

NFL: Fifth Season

DOLPHINS: First Season



Evan Marcus was tabbed to head up the Dolphins' strength and conditioning program on January 22, 2008.

Marcus joins the Dolphins after one season as the head strength and conditioning coach with the Atlanta Falcons. Prior to that, he served in the same role at the University of Virginia from 2003-06. Marcus started in the NFL as the assistant strength coach with the New Orleans Saints from 2000-02. During that time the Saints posted a composite record of 26-22, won an NFC West title (2000) and captured the club's first-ever playoff win (2000).

Marcus also held assistant strength and conditioning posts at Arizona State (1991-92), Rutgers (1993), Maryland (1994), Texas (1995-97) and Louisville (1998-99). He is a 1990 graduate of Ithaca College, where he earned his Bachelor of Science degree in Exercise Science. He lettered three times as an offensive tackle on the school's football team and was a starter on the 1988 NCAA Division III National Championship squad. The native of Union, New Jersey went on to earn his master's degree in higher education from Arizona State in 1992. Marcus and his wife, Lori, have a son, Jake, and a daughter, Anna.

EVAN MARCUS' COACHING CAREER

1991-92	Arizona State – Assistant Strength and Conditioning Coach
1993	Rutgers – Assistant Strength and Conditioning Coach
1994	Maryland – Assistant Strength and Conditioning Coach
1995-97	Texas – Assistant Strength and Conditioning Coach
1998-99	Louisville – Assistant Strength and Conditioning Coach
2000-02	New Orleans Saints – Assistant Strength and Conditioning Coach
2003-06	Virginia – Head Strength and Conditioning Coach
2007	Atlanta Falcons – Head Strength and Conditioning Coach
2008-	Miami Dolphins – Head Strength and Conditioning Coach

MIKE MASER

Offensive Line



COLLEGE: Buffalo
NFL: 14th Season
DOLPHINS: First Season



Mike Maser was named the Dolphins' offensive line coach on January 18, 2008. He comes to the team with 35 years of coaching experience, including 13 as an offensive line coach in the National Football League.

Most recently Maser held the same post with the Carolina Panthers from 2003-06. During that span, the Panthers compiled a regular season record of 37-27 and made two trips to the NFC Championship Game - in 2003 and 2005 - and appeared in Super Bowl XXXVII. Under Maser, the Panthers' offensive line consistently ranked among the league's best. During Maser's tenure with the team, tackle Jordan Gross was an all-rookie selection in 2003 while guard Mike Wahle was chosen to the Pro Bowl in 2005. The Panthers' offensive line allowed only 119 sacks under Maser, which represents the sixth-best figure in the NFL and was second among NFC clubs during that four-year span. In 2003, Carolina rushed for 2,091 yards and allowed only 26 sacks, still the best figures in franchise history in their respective categories.

Prior to joining the Panthers, Maser held the same position with the Jacksonville Jaguars from 1994-2002, having joined the expansion franchise one year prior to its inaugural season of 1995. While there, the club reached the AFC Championship Game in just its second year of existence - one which began a stretch of four straight winning seasons, including a pair of AFC Central Division titles. In Jacksonville, Maser led an offensive line that continually helped the team's running game to rank among the best in the NFL. The team ran for more than 2,000 yards in four of Maser's final five seasons with the club, including a then-franchise record 2,102 yards in 1998, a mark that stood until the 2006 campaign. The 2,091 rushing yards the Jaguars amassed in 1999 was the second-best mark in the league that season, and the Jaguars were the only NFL franchise to top the 2,000-yard rushing barrier each season from 1998-2000. Maser's offensive lines also demonstrated a knack for helping ball carriers find the end zone, as the Jaguars' 107 rushing touchdowns from 1997-2002 led the league.

With the Jaguars, Maser developed left tackle Tony Boselli, who was selected to the Pro Bowl every season from 1996-2000 and was joined there in 1999 by right tackle Leon Searcy. In addition, Maser tutored three players who became all-rookie selections in center Michael Cheever (1996), guard Brad Meester (2000) and tackle Maurice Williams (2001).

Before joining the NFL coaching ranks, Maser spent 22 seasons at the collegiate level, including the final 13 as offensive line coach at Boston College (1981-93), during which time he worked under both Jack Bicknell (1981-90) and Tom Coughlin (1991-93). While at the Chestnut Hill, Mass., school, Maser helped the Eagles reach six bowl games following a period in which the team had gone 40 years without making a bowl appearance. Maser's offensive line protected Boston College quarterback Doug Flutie during the 1984 season when he became the first and only Heisman Trophy winner in school history. During Maser's tenure at Boston College, 10 of his pupils along the line went on to play in the NFL.

Maser began his coaching career in 1969 serving as a student assistant while attending the University of Buffalo. Following stints at Darien (Conn.) High School in 1970 and the U.S. Military Prep School in Fort Belvoir, Va., from 1971-72, Maser joined Marshall as a graduate assistant offensive line coach in 1973. A five-year term from 1974-78 as offensive coordinator and head of recruiting for Bluefield (W.Va.) State College preceded two seasons serving as an assistant at Maine, from 1979-80.

A native of Clayton, N.Y., Maser was a three-year starter at guard at the University of Buffalo (1966-68) and helped the Bulls to a record of 7-3 during his senior season before graduating with a degree in health, physical education and recreation. He earned his master's degree in physical education from Marshall. Maser and his wife, Barbara, have three grown children.

MIKE MASER'S COACHING CAREER

1973	Marshall – Graduate Assistant (Offensive Line)
1974-78	Bluefield State – Offensive Coordinator
1979-80	Maine – Assistant Coach
1981-93	Boston College – Offensive Line Coach
1994-2002	Jacksonville Jaguars – Offensive Line Coach
2003-06	Carolina Panthers – Offensive Line Coach
2008-	Miami Dolphins – Offensive Line Coach

PAUL PASQUALONI

Defensive Coordinator



COLLEGE: Penn State
NFL: Fourth Season
DOLPHINS: First Season



Paul Pasqualoni was named the Dolphins' defensive coordinator on January 23, 2008. He spent the past three years with the Dallas Cowboys (2005-07), the first as tight ends coach and the past two tutoring the team's linebackers.

In Pasqualoni's lone season as tight ends coach, Jason Witten caught 66 passes for 757 yards and six touchdowns, as he was named to the NFC Pro Bowl squad. In 2006, three of the Cowboys' top four tacklers were linebackers, while two of the team's top three tacklers in 2007 were linebackers. DeMarcus Ware, a first-round draft choice of the team in 2005, was selected to the Pro Bowl in each of his two seasons under Pasqualoni's tutelage. He totaled 25.5 sacks over the last two years, including 14 in 2007, a figure that tied for third in the NFL and was tops among NFL linebackers. In addition, Bradie James, a fourth-round draft choice in 2003, surpassed the 100-tackle mark the last two seasons.

Prior to entering the NFL ranks, Pasqualoni spent the previous 29 seasons as a coach at the collegiate level, including 1991-2004 when he was the head coach at Syracuse University. In his 14 years in that post, the Orange registered a composite record of 107-59-1 and made nine bowl appearances. They claimed three straight Big East titles, from 1996-98, and were conference co-champions in 2004. With Pasqualoni as head coach, Syracuse had 17 players selected over the first three rounds of the NFL draft, a list which includes Pro Bowl players such as wide receiver Marvin Harrison, defensive end Dwight Freeney, quarterback Donovan McNabb and linebacker Keith Bulluck. Prior to taking over the head coaching spot at Syracuse, Pasqualoni was the school's linebackers coach from 1987-90. Overall in his 18 years there, the Orange produced 16 winning records and played in 13 bowl games.

Before his stint at Syracuse, Pasqualoni was the head coach/athletic director at Western Connecticut State from 1982-86, during which time the school put together a record of 34-17. His 1985 team went 10-2, won the New England Football Conference championship and earned a spot in the NCAA Division III playoffs. In 2001, Pasqualoni was enshrined into Western Connecticut's Hall of Fame, where he was part of the school's inaugural class.


A linebacker at Penn State from 1968-71, Pasqualoni, began his coaching career at his high school alma mater, Cheshire (Conn.) High, from 1972-75. He got his first collegiate position at Southern Connecticut State in 1976, and spent the next six years at the school, including the final two as defensive coordinator. Pasqualoni earned his bachelor's degree in health and physical education from Penn State and his master's of science degree in physical education and human performance at Southern Connecticut State. He and his wife, Jill, have two sons, Dante and Tito, and a daughter, Cami.

PAUL PASQUALONI'S COACHING CAREER

1976-81	Southern Connecticut State – Assistant Coach (1976-79) – Defensive Coordinator (1980-81)
1982-86	Western Connecticut State – Head Coach/Athletic Director
1987-2004	Syracuse – Linebackers Coach (1987-90) – Head Coach (1991-2004)
2005-07	Dallas Cowboys – Tight Ends Coach (2005) – Linebackers Coach (2006-07)
2008-	Miami Dolphins – Defensive Coordinator

DAVE PULOKA

Assistant Strength And Conditioning



COLLEGE: Holy Cross
NFL: Second Season
DOLPHINS: First Season



Dave Puloka was named the Dolphins' assistant strength and conditioning coach on January 28, 2008. He comes to the club after spending the 2007 season as the assistant strength and conditioning coach with the Atlanta Falcons.

Prior to embarking on his NFL stint, Puloka held the same post at the University of Virginia from 2005-06. He lettered in football and track at Holy Cross College (1997-2000), where he played defensive end and earned his degree in psychology. His career totals in football included 19 sacks. In football, he served as team captain each of his final two years when he was a

first-team All-Patriot League performer both times. Following his collegiate career, he went to training camp with Cincinnati as an undrafted college free agent in 2001.

A product of Arlington (Mass.) High School, Puloka first started his coaching career as an assistant track coach at Stevens Institute of Technology in Hoboken, N.J. and as a strength and conditioning coach in the Austrian Football League. He is a former high school state record holder in the discus. For several years growing up, Puloka lived on the island of Tonga in the South Pacific.

DAVE PULOKA'S COACHING CAREER

2005-06
2007
2008-

Virginia – Assistant Strength and Conditioning Coach
Atlanta Falcons – Assistant Strength and Conditioning Coach
Miami Dolphins – Assistant Strength and Conditioning Coach

JIM REID

Outside Linebackers



COLLEGE: Maine
NFL: First Season
DOLPHINS: First Season



Jim Reid was appointed to his first NFL coaching position on January 28, 2008 when he was named the Dolphins' outside linebackers coach. Reid brings with him a bevy of experience as a coach in the collegiate ranks.

In fact, of Reid's 34 seasons as a coach, half were spent as a head coach, most recently at Virginia Military Institute, where he guided that program for the last two years. He also served as head coach at the University of Massachusetts from 1986-91 and at Richmond from 1995-2003. In Reid's six years as the head coach at UMass, the school produced a composite record of 36-29-1 as he guided the Minutemen to three Yankee Conference titles. In 1988, he was named the Yankee Conference Coach of the Year. His nine-year run at Richmond included a pair of Atlantic 10 Conference championships and five finishes in the Top 20 in the Division I-AA ranks. He also was selected as the Atlantic 10 Coach of the Year on two occasions (1998, 2000) and was the Yankee Conference co-Coach of the Year once (1995). Prior to taking over the head spot at UMass, Reid spent the previous 13 seasons at the school as an assistant, including the first two as a graduate assistant. Six of those 13 seasons resulted in a Yankee Conference title. Following his tenure at UMass, he spent the next three seasons as a defensive coordinator, the first two at Richmond (1992-93) and the final one at Boston College (1994). After his stint as head coach with the Spiders, Reid spent the 2004 season as an assistant at Syracuse and 2005 as an assistant at Bucknell. In that '04 season, he served on an SU staff headed up by Dolphins' defensive coordinator Paul Pasqualoni, then the head coach with the Orange.

Reid earned his degree in education from the University of Maine where he was a three-year starter as a safety on the school's football team (1970-72). He earned his master's degree in sports management from the University of Massachusetts. He and his wife, Judy, have two daughters, Meghan and Molly, and a son, Matt.

JIM REID'S COACHING CAREER

1973-91	Massachusetts – Graduate Assistant (1973-74) <ul style="list-style-type: none">– Defensive Backs Coach (1975-77)– Defensive Coordinator (1978-85)– Head Coach (1986-91)
1992-93	Richmond – Defensive Coordinator
1994	Boston College – Defensive Coordinator
1995-2003	Richmond – Head Coach
2004	Syracuse – Defensive Line Coach
2005	Bucknell – Special Teams Coordinator/Defensive Line Coach
2006-07	VMI – Head Coach
2008-	Miami Dolphins – Outside Linebackers Coach

KACY RODGERS

Defensive Line



COLLEGE: Tennessee
NFL: Sixth Season
DOLPHINS: First Season



Kacy Rodgers was named the Dolphins' defensive line coach on January 23, 2008 after spending the last five years with the Dallas Cowboys, including the last three seasons tutoring that team's defensive line.

Rodgers' first two years with the Cowboys (2003-04) were spent coaching the club's defensive tackles. Under Rodgers, defensive tackle La'Roi Glover was selected to the Pro Bowl each year from 2003-05. In four of Rodgers' five seasons with Dallas, the team ranked in the top ten in the NFL in rush defense, including a No. 6 finish in 2007 when they allowed an average of just 94.6 yards rushing per game.

Before entering the NFL ranks, Rodgers was an assistant at the collegiate level, including posts at Tennessee-Martin (1994-97), Louisiana-Monroe (1998), Middle Tennessee State (1999-2001) and Arkansas (2002). He tutored the defensive line at all four stops, while having also been assistant head coach at Tennessee-Martin (1997) and Middle Tennessee (2000-01).

Rodgers was a four-year letterman at the University of Tennessee (1988-91) where he played linebacker and defensive end on teams that won a pair of Southeastern Conference championships (1990, 1991) and appeared in three New Year's Day bowl games. He earned his degree in political science from the school in 1993. Following his playing career he went to training camp with the Pittsburgh Steelers in 1992 as a college free agent. He also played with the Shreveport Pirates of the Canadian League in 1994. Rodgers is a native of Humboldt, Tennessee where he starred at Humboldt High School. He and his wife, Marcella, have a son, Kacy II.

KACY RODGERS' COACHING CAREER

1994-97	Tennessee-Martin – Defensive Line Coach (1994-96) – Assistant Head Coach/Defensive Line (1997)
1998	Louisiana-Monroe – Defensive Line Coach
1999-2001	Middle Tennessee State – Defensive Line Coach (1999) – Assistant Head Coach/Defensive Line (2000-01)
2002	Arkansas – Defensive Line Coach
2003-07	Dallas Cowboys – Defensive Tackles Coach (2003-04) – Defensive Line Coach (2005-07)
2008-	Miami Dolphins – Defensive Line Coach

JAMES SAXON

Running Backs



COLLEGE: San Jose State
NFL: Ninth Season
DOLPHINS: First Season



James Saxon was named the Dolphins' running backs coach on January 22, 2008. He comes to the team after having spent eight years as an NFL assistant, including the past seven as running backs coach with the Kansas City Chiefs.

In Saxon's seven-year stint with the Chiefs, three different backs earned Pro Bowl status, including running backs Priest Holmes (2001-03) and Larry Johnson (2005-06), as well as full-back Tony Richardson (2003-04). Holmes and Johnson combined for five 1,000-yard rushing seasons over that stretch, while each of the top four and five of the top six single-season rushing performances in Chiefs history were accounted for in Saxon's tenure with the team. Prior to joining the Chiefs, Saxon held the same position with the Buffalo Bills in 2000. His first coaching position came tutoring the running backs at Rutgers University from 1997-98. He was a volunteer assistant for one year (1999) at Menlo College in California before entering the NFL ranks.

Saxon was a sixth-round draft choice of the Chiefs in 1988 and went on to play eight seasons as a running back in the NFL. This included stints with Kansas City (1988-91), Miami (1992-94) and Philadelphia (1995). Overall, he played in 111 career regular season games and rushed for 533 yards and five touchdowns on 145 attempts and caught 69 passes for 515 yards. He joined the Dolphins as a Plan B free agent during the 1992 offseason. In fact, Saxon will become the eighth person to have both played and coached with the Dolphins, joining Jeff Dellenbach, Bob Matheson, Tony Nathan, Bernie Parmalee, Terry Robiskie, Larry Seiple and Dwight Stephenson.

Saxon began his collegiate career at American River Junior College in California, where he played from 1984-85. He went on to spend two seasons at San Jose State (1986-87) where he totaled 609 yards rushing and nine TDs on 118 carries, and caught 78 passes for 732 yards and four TDs. He also threw for four scores during his two-year stay with the Spartans. He attended Battery Creek High School in Burton, South Carolina. Saxon and his wife, Shannon, have a son, Devin.

JAMES SAXON'S COACHING CAREER

1997-98	Rutgers – Running Backs Coach
1999	Menlo College – Volunteer Assistant
2000	Buffalo Bills – Running Backs Coach
2001-07	Kansas City Chiefs – Running Backs Coach
2008-	Miami Dolphins – Running Backs Coach

PLAYER PERSONNEL

BRIAN GAINE

Assistant Director of Player Personnel



COLLEGE: Maine
NFL: 10th Season
DOLPHINS: First Season



Brian Gaine was named the Dolphins' assistant director of player personnel on January 15, 2008. He joins the organization with nine years of experience in NFL personnel, including the past three as the Dallas Cowboys' Assistant Director of Pro Scouting, where he worked with both Dolphins Executive Vice President of Football Operations Bill Parcells (2005-06) and General Manager Jeff Ireland (2005-07).

With Dallas, Gaine contributed to the Cowboys' player acquisition process by managing pro scouting operations and evaluating players and rosters from the NFL and all other levels of professional football. Additional responsibilities included advance scouting, free agency preparation, tracking of player movement and directing the development of the Cowboys' pro scouting database.

Gaine went to Dallas after spending six years (1999-2004) in the New York Jets' Scouting Department, including serving as the Assistant Director of Pro Scouting in 2004. Prior to that promotion, he functioned as a pro scout for the Jets from 2001-03. In 2000, he was the Jets' Manager of Pro Development/NFC where his duties included pro player evaluation and advance scouting as well as the scouting and tracking of players in other professional leagues such as NFL Europe, the Canadian Football League and the Arena League. Gaine began his personnel career as a member of the Jets' college scouting department in 1999.

Prior to joining the Jets in a front office capacity, he served as a member of the team's practice squad in 1996, while he also was with the Giants' practice squad in 1997. He went to training camp with Kansas City in 1998, but was waived prior to the start of training camp.

Gaine attended the University of Maine from 1991-95 where he played tight end. He served as the Black Bears' captain his senior season and earned his degree in public administration from the Orono, Maine school. Gaine grew up in Pearl River, N.Y., and attended Don Bosco Prep High School in Ramsey, N.J. He and his wife, Tricia, have a daughter, Kelsey, and a son, Ryan.

CHRIS GRIER

Director of College Scouting



COLLEGE: Massachusetts

NFL: 14th Season

DOLPHINS: Ninth Season



Chris Grier begins his ninth season with the Dolphins and his second as the team's Director of College Scouting. He served as an area scout with the club from 2000-02 before being promoted to National Scout/Assistant Director of College Scouting in 2003. He joined the club after spending the previous five years in the personnel department with the New England Patriots.

Grier started with the Patriots as an intern in 1994. He joined the club on a full-time basis the following year, and served as a regional scout until joining the Dolphins in 2000.

Grier is a 1994 graduate of the University of Massachusetts-Amherst where he played football for two years before injuries ended his career. He spent his final two years there as an undergraduate assistant.

Grier is the son of Bobby Grier, the former Vice President-Player Personnel with the New England Patriots who currently is the Associate Pro Personnel Director with the Houston Texans. Chris' brother, Michael, plays for the NHL's San Jose Sharks.

A native of Holliston, Mass., Grier resides in Weston, Fla. with his wife, Paige, and their two sons, Landon and Jackson.

CHRIS SHEA

Personnel Coordinator



COLLEGE: Boston College

NFL: Seventh Season

DOLPHINS: First Season



Chris Shea is in his tenth season in the NFL and first with the Dolphins. In his role with the club, Shea manages the operations of the Dolphins' College and Pro Scouting Departments, is responsible for development of the club's personnel-related technology and conducts research and analysis of league-wide player personnel trends. Shea has a diverse background

in coaching, recruiting, scouting, the salary cap and the law. He has worked for four NFL teams, the NFL league office, and two NCAA football programs.

Prior to joining the Dolphins, Shea served as the Coordinator of Labor Operations for the NFL Management Council during the 2007 season. He was responsible for review and analysis of player contracts to ensure teams were compliant with the Collective Bargaining Agreement (CBA) and salary cap. He provided assistance to club executives on player contract and salary cap issues. He also participated in a strategic group developing proposals for the next round of collective bargaining between the league and the players. In addition, he served as an Instant Replay Communicator.

While enrolled as a full-time law student at Hofstra Law School from 2004-07, Shea began his tenure at the NFLMC in January 2007 as a Law Clerk focusing on player-related litigation. During this period, he was also employed as a Law clerk at the New York labor law firm of Collieran, O'Hara and Mills (2006-07), a student advocate for the Unemployment Action Center (2006-07) and as a scouting consultant with the Dallas Cowboys (2005-06).

Shea spent 2000-2004 as the New York Jets' pro personnel assistant. He joined the Jets from collegiate positions as the football recruiting assistant at Boston College (Nov. 1998 – May 2000) and as the assistant offensive line coach for Harvard University (1997-98). While at Harvard, he coached four future NFL players including Pro Bowl center Matt Birk of the Vikings. He broke into the pro ranks in 1995 as an operations intern for the Carolina Panthers during their inaugural training camp. Shea was the head student manager for the Boston College football team under Head Coach Dan Henning from 1994-96, and a varsity student manager for Head Coach Tom Coughlin from 1992-93. He also worked as a Temporary Corrections Officer in Middlesex County (Mass.) Sheriff's Department from 1991-92. In 1991, Shea was an assistant coach at Belmont (Mass.) High School.

A native of Belmont, Mass., Shea received a B.A. in history from Boston College. He earned his Juris Doctor degree from Hofstra University Law School, and passed the July 2007 New York State Bar exam.

BILL BAKER

Regional Scout



COLLEGE: Tennessee
NFL: 20th Season
DOLPHINS: Sixth Season



Bill Baker is entering his sixth season with the Dolphins after spending each of the previous three seasons (2000-02) as the College Scouting Coordinator with the Pittsburgh Steelers. He served as a national scout his first five years with Miami. Baker covers the southeastern United States in the Dolphins' scouting system.

Baker joined the Steelers in May of 2000 after serving as an area scout with the Seattle Seahawks from 1998-99. Prior to that, he was a scout with the Atlanta Falcons for nine seasons.

Before entering the NFL scouting ranks, Baker was the defensive coordinator at the University of Richmond from 1983-88. He also has held collegiate assistant posts at Wichita State, Louisville, North Alabama, Tennessee, Samford and Austin peat.

A native of Jasper, Tenn., Baker was a running back and kick returner at the University of Tennessee. With the Volunteers, he was a member of three bowl teams. Baker and his wife, Paula, have a daughter, Jennifer and a granddaughter, Bella. They reside in Richmond, Virginia.

RON BROCKINGTON

Regional Scout



COLLEGE: Massachusetts

NFL: 12th Season

DOLPHINS: Third Season



Ron Brockington is entering his third season as a member of the Dolphins' scouting staff after spending the previous nine years in the player personnel department of the New York Jets, including the final seven as a scout. Brockington is responsible for the Mid-States in the Dolphins' scouting system.

Brockington started full-time with the Jets in 1997 when he worked in the team's personnel department. After two years as an assistant in player personnel, he was elevated to a scout for the 1999 season.

Brockington is a 1997 graduate of the University of Massachusetts-Amherst where he lettered as a running back for three seasons (1994-96). He had his best year as a senior when he led the team with 776 yards rushing and six touchdowns on 123 attempts. He earned his bachelor's degree in sports management. During the summers while he was in college (1993-96), Brockington worked in the Jets' operations department where he served in a myriad of roles. From 1991-93, he worked in the club's equipment room as a student assistant. As a high school student, he also helped in the team's marketing department in the summer of 1990.

Brockington is a native of Hempstead, N.Y., where he was a two-time All-Long Island running back (1990-91) at Hempstead High School. He resides in Indianapolis with his wife, Aixa, daughters, Dajanae and Savaya, and son, Christopher.

ADAM ENGROFF

Regional Scout



COLLEGE: Kansas State

NFL: Tenth Season

DOLPHINS: Tenth Season



Adam Engroff is entering his tenth season with the team and his sixth as a college scout after spending 2001 as the club's college scouting coordinator. In his current role, Engroff covers the western portion of the country in the team's scouting system.

Engroff first joined the Dolphins in 1999 in the team's college scouting department. During that time, he performed a myriad of functions, including college scouting and draft preparation. Prior to his tenure with the Dolphins, Engroff worked in football operations for the Orange Bowl Committee from 1998-99. He also worked for the Prep Recruiting Network from 1997-98, where he scouted high school football players.

A native of Topeka, Kansas, Engroff received his undergraduate degree from Kansas State in 1997. He went on to earn his master's degree in sports administration from Lynn University in Boca Raton, Fla., in 2000.

Engroff and his wife, Beth, reside in Boise, Idaho, with their son, Austin.

ANTHONY HUNT

Regional Scout



COLLEGE: St. Thomas
NFL: 15th Season
DOLPHINS: 15th Season



Anthony Hunt begins his 15th season with the Dolphins and his ninth as a college scout. Hunt is responsible for the Northeast in the Dolphins' scouting system after covering the Southeast, Southwest and parts of the Midwest in previous years. He also was the team's BLESTO representative his first few seasons as a scout. In addition, Hunt cross-checks the Southeast for the club.

Hunt joined the Dolphins in 1994 following his graduation from St. Thomas University, where he earned his bachelor's degree in sports administration. Hunt served as a scouting assistant in both the pro personnel and college scouting departments during his first six years with the club.

A Miami native, Hunt attended Archbishop Curley-Notre Dame High School. Hunt and his wife, Suzy, reside in Flemington, N.J., with their two sons, Keaton and Marshall.

TRADING PLACES

When the National Football League rescheduled the Dolphins' home game against the Kansas City Chiefs in 2005 to Friday, October 21 because of the impending arrival of Hurricane Wilma, it was not the first time the club has had to change a contest's date or venue for a variety of reasons. In fact, that marked the third straight year and fourth time in five seasons this occurred.

Since 1990, the Dolphins have had to alter the date or venue of a game six times, and the Dolphins are 3-3 in such games.

The following are games in which the Dolphins have either had to change a date or site on short notice since 1990:

ORIGINAL DATE, VENUE	OPPONENT	NEW DATE, VENUE	REASON	RESULT
9/7/92, Joe Robbie Stadium	New England	10/18/92, JRS	Hurricane Andrew	Dolphins, 38-17
10/26/97, Pro Player Stadium	Chicago	10/27/97, PPS	World Series	Bears, 36-33, OT
9/16/01, Pro Player Stadium	Buffalo	1/6/02, PPS	9/11	Dolphins, 34-7
10/27/03, Qualcomm Stadium	San Diego	10/27, Sun Devil	California Wildfires	Dolphins, 26-10
9/12/04, Pro Player Stadium	Tennessee	9/11/04, PPS	Hurricane Ivan	Titans, 17-7
10/23/05, Dolphins Stadium	Kansas City	10/21/05, DS	Hurricane Wilma	Chiefs, 30-20

RON LABADIE

National Scout



COLLEGE: Adrian
NFL: 19th Season
DOLPHINS: 19th Season



Ron Labadie enters his 19th year of service with the Dolphins in 2008. He spent his first 11 years with the club (1990-2000) as a college scout before spending the next six (2001-06) as the team's Director of College Scouting. As one of the team's national scouts, Labadie focuses on the East Coast with regional responsibilities in the states of Ohio and Michigan.

Labadie joined the Dolphins after serving as head football coach and athletic director at Adrian College. A 1971 graduate of Adrian, Labadie returned to the school as head football coach in 1982. In his eight seasons as head coach of the Bulldogs, the team posted a 53-20 (.730) collegiate record. He guided the Bulldogs to MIAA Championships in 1983, 1988 and 1989, as well as leading his team to NCAA Division III playoff berths in 1983 and 1988. He was given the additional responsibilities of Director of Athletics for Men in May, 1985.

Before returning to Adrian, Labadie served as head football coach at Marshall (Mich.) High School (1974-81), where he compiled a 42-30 overall record, including a 39-15 mark over his last six years. Under Labadie, Marshall captured Twin Valley Conference Championships in 1976 and 1977.

A native of Paw Paw, Michigan, Labadie earned the school's most valuable player award three times (1968-70) and was named captain of the 1969 and '70 teams. He earned first team All-MIAA honors and led the conference with 10 touchdowns in five MIAA games as a senior. He was inducted into the school's Athletic Hall of Fame in 1981.

Labadie and his wife, Marilyn, have three children, Lisa (33), Brad (30) and Ben (26), and three grandsons, Gabe, Turner and Mason, and a granddaughter, Lucy.

DOLPHINS NAME

Mariners, Marauders, Mustangs, Missiles, Moons, Sharks, Suns. None of those other names suggested to the American Football League expansion franchise in 1965 could raise a fin to the runaway winner.

"Dolphins" was submitted by 622 entrants in a contest which attracted 19,843 entries and more than a thousand different names. The dozen finalists were delivered to a seven-member screening committee of local media.

The bottlenose dolphin, an intelligent creature with an irresistible built-in grin, has inspired wonder for centuries. Plutarch observed 1,900 years ago that the dolphin "is the only creature who loves man for his own sake." Every trainer will have a tale of the dolphin's cleverness and ingenuity, and scientists are fascinated by a dolphin's natural equipment which far surpasses the range of Navy sonar equipment.

"The dolphin is one of the fastest and smartest creatures of the sea," Joe Robbie said in announcing the team name on October 8, 1965. "Dolphins can attack and kill a shark or a whale. Sailors say bad luck will come to anyone who harms one of them."

Mrs. Robert Swanson of West Miami won two lifetime passes to Dolphins games with her nickname entry. The tiebreaker was picking the winner and score of the 1965 game between the University of Miami and Notre Dame. It ended in a scoreless tie.



Mrs. Robert Swanson (left), with Dolphins owner Joe Robbie.

MIKE MURPHY

Regional Scout



COLLEGE: William Jewell

NFL: 13th Season

DOLPHINS: First Season



Mike Murphy is entering his first season as a member of the Dolphins' scouting staff after spending the past three seasons as a national scout with the Dallas Cowboys. The 2008 season marks Murphy's 13th in an NFL scouting department during which time he now has served with four clubs. He is responsible for scouting the South in the Dolphins' system.

He got his start in the NFL as a pro personnel assistant in the scouting department of the Kansas City Chiefs from 1996-99. He moved on to the role as Midwest scout with the Seattle Seahawks in 2000 and served five years in that post before joining the Cowboys in 2005.

Before entering the NFL scouting ranks, Murphy was a coach at both the professional and collegiate levels. He first served on the staff at Iowa State as a graduate assistant from 1990-91, while pursuing his master's degree in higher education. He moved on to Arizona Western for one season (1992) prior to a two-year stint at Bethel College in Tennessee (1993-94), where he was that school's offensive coordinator. Two years as linebackers and special teams coach with the Ottawa Rough Riders of the Canadian League (1995-96) preceded his move into NFL scouting. He also spent one year (1989) assisting in the personnel department of the CFL's Winnipeg Blue Bombers, where his father, Cal, was the General Manager and Head Coach. In fact, Mike's father was inducted into the CFL Hall of Fame in 2004 following a 26-year career as both a coach and general manager in the CFL (1974-99) during which time he led teams that claimed nine Grey Cup championships.

A native of Vancouver, British Columbia, Murphy earned his degree in physical education from William Jewell College. He and his wife, Camille, were married on May 3, 2008. They make their home in Sarasota, Fla.


BROTHERLY LOVE

In 2006, Renaldo Hill and Ray Hill became the third set of brothers to play for the Dolphins. Ray played with the team from 1998-2000 while Renaldo was acquired as an unrestricted free agent from Oakland prior during the 2006 offseason. The first set of brothers to play for the Dolphins were the Blackwoods, which included Glenn (1979-87) and Lyle (1981-86), both of whom played safety. In 2003, fullback Obafemi Ayanbadejo and linebacker Brendon Ayanbadejo, each of whom were in their first seasons with the Dolphins, became the second set of brothers to play for the team in franchise history. The McKinneys have the opportunity to become the fourth set of brothers to play with the club. Seth was a third-round draft choice of Miami in 2002 and played along the offensive line with the team through 2006. During the 2008 offseason, the Dolphins signed his older brother, Steve, also an offensive lineman, as a free agent.

The Dolphins also have had two sets of brothers serve on the team's coaching staff. The first set of brothers to have coached with the Dolphins was the Shulas, which included David (1982-88) and his younger brother, Mike (1991-92, 2000-02). In addition, Judd Garrett was an offensive quality control coach with the club from 2000-05, while his brother, Jason, was the team's quarterbacks coach from 2005-06.

JOE SCHOEN

National Scout



COLLEGE: DePauw
NFL: Eighth Season
DOLPHINS: First Season



Joe Schoen embarks on his first season as a part of the Dolphins' scouting staff after spending his first seven years in the NFL with the Carolina Panthers.

Schoen joined the Panthers in May of 2001 as a scouting assistant and was promoted to Southeast National Combine Scout one year later. In 2003, he began to scout the Southwest in Carolina's system. Prior to joining the Panthers on a full-time basis, he interned in the team's ticket office in January of 2000 while also having worked in the club's training camp later that same year in football operations.

Schoen was a four-year letterman at DePauw University (1997-2000) where he played quarterback as a freshman and wide receiver his final three years. As a senior he was named the Thomas Mount Offensive Player of the Year while also being selected as a first-team All-Southern Collegiate Athletic Conference choice as he set the school single-season record for receptions with 80 (now 2nd). Overall in his collegiate career he amassed 153 receptions for 1,861 yards and 14 touchdowns. He ranks fifth in school history in receptions and sixth in receiving yards. Schoen, who earned his degree in communications from the Greencastle, Indiana school, also was named to the SCAC Academic Honor Roll his senior year.

A graduate of Elkhart (Ind.) Memorial High School, Schoen and his wife, Marie, have a daughter, Sydney Burke. They make their home in Frisco, Texas.

DICK HALEY

Player Personnel Analyst



COLLEGE: Pittsburgh
NFL: 43rd Season
DOLPHINS: First Season



Dick Haley, a veteran of 42 National Football League seasons in player personnel, embarks on his first year with the Dolphins in 2008. More than one-third of his tenure in the NFL has

been spent with the New York Jets, where he served from 1992-2007, the first 10 years of which were spent as Director of Player Personnel. He has held a myriad of responsibilities in his impressive career, including player personnel director, talent scout and player. With the Dolphins, he will be in charge of special research projects as assigned by Executive Vice President of Football Operations Bill Parcells and General Manager Jeff Ireland.

Prior to joining the Jets, Haley served with the Pittsburgh Steelers from 1971-91 as Director of Player Personnel. In that role, Haley helped pick players that catapulted Pittsburgh to nine AFC Central Division titles, four AFC Championships and a pair of Super Bowl crowns. His 1974 draft consisted of four future Pro Football Hall of Famers in linebacker Jack Lambert, center Mike Webster and wide receivers Lynn Swann and John Stallworth. With the Steelers, Haley also was part of a staff that selected two other Hall of Fame members in linebacker Jack Ham (1971 draft) and running back Franco Harris (1972 draft).

Haley commenced his scouting career with the BLESTO scouting service in 1966, where he spent five years (1966-70) before joining the Steelers, helping to launch that dynasty. Haley played six seasons as a defensive back in the NFL after Washington made him a ninth-round draft choice in 1959. He had stints with the Redskins (1959-60), Minnesota (1961) and Pittsburgh (1961-64) in his playing career. Prior to that, he was a standout running back at the University of Pittsburgh from 1955-58, where he was a teammate of another Pro Football Hall of Famer, Mike Ditka. Haley and his wife, Carolyn, have a daughter, Callie, and a son, Todd, who currently is the offensive coordinator with the Arizona Cardinals.

DWAYNE JOSEPH

Pro Scout



COLLEGE: Syracuse
NFL: 11th Season
DOLPHINS: Fifth Season



Dwayne Joseph is entering his fifth season with the Dolphins, having served as a pro scout in three of the previous four. He was Assistant Director of Pro Personnel in 2007. Before joining the Dolphins, he spent the previous six years (1998-2003) with the Chicago Bears, including the final three as Director of Player Development.

Joseph began his career with the Bears as a cornerback after signing with the club as an undrafted college free agent in 1994. After spending a majority of his rookie season on the team's practice squad, Joseph played in all 16 games, including one start, in 1995. He recorded 42 tackles, two interceptions, four passes defended and a forced fumble that year. He spent the '96 season on injured reserve before being released in training camp the following year. After concluding his playing career, Joseph was hired by the Bears in 1998 as Coordinator of Player Programs before being promoted in 2001.

In 2005, Joseph was the Dolphins' representative at the NFL-Stanford Program for Managers. During the 2007 offseason, he was chosen to participate in the NFL Football Operations Personnel Symposium in Dallas.

Joseph was a four-year letterman (1990-93) at Syracuse where he served as team captain his senior season. He earned his undergraduate degree in human development and went on for a master's in education leadership from DePaul University. A native of Miami, Joseph attended Carol City High School. He is married with two sons.

NATE SULLIVAN

Pro Scout



COLLEGE: California-Santa Barbara

NFL: 12th Season

DOLPHINS: 12th Season



Nate Sullivan is in his 12th season with the Dolphins and the eighth in his current role. He spent his first four seasons with the club (1997-2000) working in the team's pro personnel department, where he performed a variety of functions, including advance scouting and player evaluation.

A 1996 graduate of the University of California-Santa Barbara, Sullivan earned his master's degree in sports administration from St. Thomas University in Miami in 1998.

A native of Pleasant Hill, Calif., Sullivan and his wife, JoAnne, reside in Edgewater, Fla.

JOHN GAMBLE

Director of Player Development



COLLEGE: Hampton

NFL: 15th Season

DOLPHINS: 15th Season



John Gamble enters his 15th season with the Dolphins and the third in his current post. In his role, Gamble assists players in a variety of areas off the field, while also helping the players in the transition process both into and out of the NFL through continuing education, financial education and dealing with family matters through player programs.

Gamble spent his first 12 seasons with the team as strength and conditioning coach. He joined the Dolphins after having served ten years (1984-93) as the head strength coach at the University of Virginia. He also served two seasons as assistant strength coach (1982-83) and one year on a part-time basis (1981) at Virginia. He was named 1985 Strength Coach of the Year by the National Strength and Conditioning Association. In 1998, he was named by the Professional Strength Coaches Society as its Coach of the Year.

Gamble served an eight-year stint as Virginia State Director for the National Strength and Conditioning Association and was named Outstanding State Director for Region II in 1984.


A world renowned powerlifter, Gamble was the No. 1-ranked powerlifter in the world in the 275-pound class from 1981 to 1983. His personal records for total pounds in three lifts while competing in the United States Powerlifting Federation was 2,270 pounds, and he has personal bests of full squat, 892 lbs.; bench press, 573 lbs.; and dead lift, 826.5 lbs. in those three lifts. Gamble was inducted into the U.S. Weightlifting Hall of Fame in York, Pa., in June of 1999.

Gamble played linebacker at Hampton University and was a first-team Black College All-America selection. He also earned All-Central Intercollegiate Athletic Association honors in football and in track and field.

Married to Sharon, the couple has three sons, John Nathan III, Austin Craig and Tucker Scott, and they live in Ft. Lauderdale.



ED MARYNOWITZ
Scouting Assistant



MATT WINSTON
Scouting Assistant

ATHLETIC TRAINING

KEVIN O'NEILL

Head Athletic Trainer



COLLEGE: Pittsburgh
NFL: 20th Season
DOLPHINS: 13th Season



Kevin O'Neill joined the Dolphins on March 1, 1996, as Head Athletic Trainer after serving seven seasons in a similar capacity with the Dallas Cowboys. Along with Troy Maurer and Ben Westby, O'Neill is responsible for the day-to-day treatment of Dolphins players in coordination with the club's medical staff.

In 2006, O'Neill and his staff were recognized by their peers as the "Athletic Training Staff of the Year" by the Professional Football Athletic Trainers Society.


With the Cowboys, O'Neill was part of three Super Bowl championship teams. He also was a member of a National Championship club during his four years (1985-88) as head athletic trainer at the University of Miami (Fla.).

A graduate of the University of Pittsburgh, O'Neill earned his master's degree in athletic training from the University of Arizona while serving as athletic trainer for Catalina High School in Tucson, Arizona. O'Neill spent three years as the head athletic trainer at Oregon State, and one year at the University of Central Florida before joining the University of Miami.

A native of Pittsburgh, O'Neill and his wife, Anne, have two daughters, McKenzie and Kaitlyn, and live in Fort Lauderdale.

TROY MAURER

Assistant Athletic Trainer



COLLEGE: Purdue
NFL: 17th Season
DOLPHINS: 17th Season



Troy Maurer is entering his 17th season as Assistant Athletic Trainer with the Dolphins, having joined the organization in 1992. Along with Kevin O'Neill and Ben Westby, he assists with the day-to-day training room operation and the rehabilitation of injured Dolphins players.

Maurer was part of the staff that in 2006 was recognized by their peers as the "Athletic Training Staff of the Year" by the Professional Football Athletic Trainers Society.

A graduate of Purdue University, Maurer began his NFL career by serving undergraduate internships with both the Indianapolis Colts and New York Jets. Upon graduation from Purdue, he accepted a seasonal athletic trainer position with the Colts in 1989 before being hired by Doctors Hospital in Coral Gables, Fla. as an athletic trainer in the physical therapy department in 1990. Prior to joining the Dolphins, Maurer was Head Basketball Athletic Trainer and Assistant Football Athletic Trainer at Kansas State University during the 1990-91 and 1991-92 seasons.

A native of Lafayette, Indiana, Maurer and his wife, Jill, live in Coral Springs with their son, Luke.

RECORDS OF DOLPHINS HEAD COACHES

COACH	YEARS	REGULAR SEASON				ALL GAMES INCLUDING PLAYOFFS			
		W	L	T	PCT.	W	L	T	PCT.
Don Shula	1970-95	257	133	2	.658	274	147	2	.650
Dave Wannstedt	2000-04	42	31	0	.575	43	33	0	.566
Jimmy Johnson	1996-99	36	28	0	.563	38	31	0	.551
Nick Saban	2005-06	15	17	0	.469	15	17	0	.469
George Wilson	1966-69	15	39	2	.286	15	39	2	.286
Jim Bates	2004	3	4	0	.429	3	4	0	.429
Cam Cameron	2007	1	15	0	.063	1	15	0	.063

BEN WESTBY

Assistant Athletic Trainer/Director of Rehabilitation



COLLEGE: Minnesota State
University-Moorhead

NFL: Eighth Season

DOLPHINS: Eighth Season



Ben Westby is entering his eighth season as Assistant Athletic Trainer/Director of Rehabilitation with the Dolphins after joining the club in 2001. Along with Kevin O'Neill and Troy Maurer, he coordinates and implements all of the rehabilitation programs for injured Dolphins players and assists with the day-to-day training room operation.

In 2006, Westby was part of the staff that was recognized by their peers as the "Athletic Training Staff of the Year" by the Professional Football Athletic Trainers Society.

An athletic training graduate of Minnesota State University-Moorhead, Westby earned his master's of science degree in physical therapy from Des Moines University – Osteopathic Medical Center. Westby began his career in the NFL by serving as a summer assistant with the Baltimore Ravens in 1997. Prior to joining the Dolphins, Westby spent one year as a staff physical therapist at Hruska Clinic in Lincoln, Nebraska, where in addition to his clinical responsibilities, he worked as a biomechanical consultant for the University of Nebraska and numerous professional golfers.

A native of Rosholt, South Dakota, Westby resides in Davie with his wife, Monica.

MIAMI DOLPHINS MEDICAL CONSULTANTS

Chief Orthopedic Consultant.....	Dr. George Caldwell
Orthopedic Consultant	Dr. Dan Kanell
Orthopedic Consultant	Dr. Erol Yoldas
Internal Medicine Consultant	Dr. Frank Finlon
Internal Medicine Consultant	Dr. Gerald Kuykendall
Sports Dentistry Consultant.....	Dr. Ira Kotch, DDS
Optometry & Vision Training Consultant	Dr. Robert Davis
Optometry & Vision Training Consultant	Dr. James Morris
Chiropractic Consultant	Dr. Spencer Baron

CROSSING THE BORDER

When the Dolphins take on the Buffalo Bills on December 7 at Toronto's Rogers Centre, it will mark the second year in a row in which they have played a regular season game outside the United States. Last year they faced the New York Giants on October 28 at London's Wembley Stadium in just the second NFL regular season game to be staged outside of the U.S., and the first outside North America. The Dolphins will become the first NFL team to play two regular season contest outside the U.S. as their game in Toronto will mark the regular season debut of NFL football in Canada.

EQUIPMENT

JOE CIMINO

Equipment Manager



COLLEGE: St. Thomas
NFL: 15th Season
DOLPHINS: 15th Season



Joe Cimino is entering his 15th season as a member of the Dolphins equipment staff and the second in his current role after being promoted to Equipment Manager during the 2007 off-season. He first worked in the department in 1987 prior to his return in 1995. Cimino is responsible for issuing and ordering all playing equipment for the team. Along with assistants Charlie Thiele and Keys Oakley, Cimino coordinates the transport of the club's equipment to and from each road site. He is a certified member of the Athletic Equipment Managers Association.

In addition to his responsibilities in the equipment room, Cimino, has been a team representative on the draft-day phones in New York each of the past eight years.

A native of Dania, Fla., Cimino attended St. Thomas University in Miami, where he earned his undergraduate degree in sports administration and his master's in management.

Cimino and his wife, Holly, reside in Davie with their daughter, Christianna and their son, Christian.



CHARLIE THIELE

Assistant Equipment Manager



KEYS OAKLEY

Assistant Equipment Manager

VIDEO

DAVE HACK

Video Director



COLLEGE: Miami (Fla.)

NFL: 35th Season

DOLPHINS: 35th Season



David Hack begins his 24th season as the Dolphins' video director after having served 11 seasons as an assistant in the department. Hack and his assistants, Robert Hack and Matt Taylor, have the responsibility for providing the coaching and player personnel staffs with their audio/visual needs. They videotape all practices and games and maintain an extensive tape and film library.

During his 34 years with the Dolphins, Hack has shot two Super Bowls and also coordinated the team's video operations for a pair of overseas games in London, as well as international trips to Berlin, Tokyo and Mexico City. He and Robert have also been selected by the NFL to shoot numerous college bowl and all-star games, including the Orange Bowl, CarQuest Bowl and Senior Bowl games.

One of the longest tenured Dolphins employees, Hack holds the distinction of being the only person to be in attendance for all of former quarterback Dan Marino's 242 regular season and 18 playoff games (other than Marino).

Hack and his wife of 33 years, Connie, reside in Pembroke Pines and have two children, Heather (29) and Brett (26).



BOB HACK

Assistant Video Director



MATT TAYLOR

Video Assistant

MIAMI DOLPHINS FOUNDATION

The Miami Dolphins Foundation was established in 1995 as the fundraising arm of the Miami Dolphins Football Team. The Dolphins, through the Foundation, have made a commitment to the betterment of South Florida youth through a direct focus on, but not limited to, educational, health, social and community service issues.

The Miami Dolphins Foundation contributes, whenever possible, to charitable groups that are compatible with the philosophy of the Foundation. Resources for contributions are procured through various fundraising events throughout the year, such as the Miami Dolphins Fishing Tournament, the Miami Dolphins Golf Tournament, Dolphins Auctions, the Scoreboard Celebration Club, gameday raffles and training camp raffles.

Organizations and programs the Miami Dolphins Foundation support include the sponsorship of Broward and Miami-Dade Public Libraries Summer Reading Programs, Children's Book Week, Teen Read Week, the Books and Bears program, Miami Dolphins Outdoor Learning Center at Island Dolphin Care, the Cystic Fibrosis Foundation, Junior Achievement, Boys and Girls Club, Jewish National Fund, University of Miami Sylvester Cancer Center, Coastal Conservation Association, Broward Partnership for the Homeless and the United Way.

FOUNDATION EVENTS

Miami Dolphins Foundation Fishing Tournament Presented by Stiles Corporation – Current and former players and coaches join avid fishermen for a full day of fun and deep sea fishing. The event includes a Captain's Party and an Awards Dinner featuring live and silent auctions. The 12th annual event held this past May raised more than \$300,000 for the Miami Dolphins Foundation. The Junior Anglers Clinic Presented by Publix is held prior to the event with kids from the Boys and Girls Club of Broward County. The children are given fishing tips by Miami Dolphins players.

Miami Dolphins Foundation Golf Tournament Presented by Publix – The Miami Dolphins Golf Tournament is held annually to benefit the Miami Dolphins Foundation. One of the recipients of the funds raised since the tournament's inception in 1998 is former Dolphins All-Pro defensive end Doug Betters, who suffered a spinal cord injury as the result of a skiing accident in his native Montana. Each year, current and former players and coaches participate in the tournament, which has raised more than \$1,350,000.

DOLPHINS AUCTIONS

Dolphins players lend more than 400 signatures on items that are currently being auctioned off on the team's official web site to raise money for the Miami Dolphins Foundation.

In addition to the autographed memorabilia, Dol-Fans have the opportunity to bid on Dolphins game-used items and unique gameday experiences. Gameday experiences include the opportunity to go on the field to collect the opening kickoff tee, travel on the team charter to an away game, or be an honorary field photographer for a home game, among other unique experiences.

DOLPHINS LICENSE PLATES

Dol-Fans show their support of the team and help support the Miami Dolphins Foundation through the purchase of Miami



MIAMI DOLPHINS
FOUNDATION



Kicker Jay Feely at the Miami Dolphins Outdoor Learning Center at Island Dolphin Care.



Tackle Jake Long (second from right, holding fish) with tournament chairman Jeff Peck's fishing team.



Running back Ronnie Brown (right) with the Stiles Corporation's fishing team.



Head Coach Tony Sparano (left) and General Manager Jeff Ireland at the Miami Dolphins Foundation Golf Tournament.

Dolphins license plates. From each license plate purchase, a total of \$2.50 goes toward the Foundation. Annually, the sale of these custom license plates helps to raise more than \$50,000 for the Foundation.



Dolphins players at the Junior Anglers Clinic, presented by Publix.

MIAMI DOLPHINS IN THE COMMUNITY

The Miami Dolphins take great pride in playing an active role in the South Florida community. By lending support to both civic and community based charitable causes, the Dolphins are able to make an impact in the lives of those who need it the most. The assistance that the Dolphins are able to provide comes from the teamwork of alumni, coaches, players, cheerleaders, T.D. (the Dolphins' mascot) and front office personnel working together toward the common goals of helping those in need and supporting the community that has always been there to support the Miami Dolphins.

During the past year, members of the Dolphins organization, including coaches, players and alumni, made more than 400 community appearances which totaled 1,200 hours. The team has also donated 3,200 items to 3,000 different charities, helping them raise more than \$200,000 through the donated items.

EDUCATIONAL PARTNERSHIPS

The Miami Dolphins understand that the education of the youth of South Florida is of utmost importance. For this reason, the Dolphins have partnered with both Broward and Miami-Dade County Public Schools on several extensive programs. In 2008, the Miami Dolphins received the Commissioner of Education Awards for their Partnerships with Miami-Dade and Broward County Public Schools. In 2007, the Miami Dolphins were recognized by Broward County Public Schools with the Partnership of the Year Award for its districtwide partnership. Also, they were recognized by Miami-Dade County Public Schools with the Dade Partner Exemplary Award as the top business partner.

Student of the Week Program – Working in conjunction with Dolphin Stadium, the Miami Dolphins honor a selected student from each of the partner schools at all of the team's regular season home games. The students are selected by their principals and teachers for their citizenship and classroom



Marti Huizenga, wife of team Chairman of the Board/Managing General Partner Wayne Huizenga, presents Student of the Week plaques to students from each of the partner schools.



Safety Jeremiah Bell makes bowls to raise money to help in the fight against hunger.

THEY SAID IT

"I want to thank the Miami Dolphins for being part of the Kids & Fins Publix Shopping Spree event. Winning the essay contest means so much to me. It has made me confident in school, especially with my writing skills."

Martin P., Miami-Dade public elementary school student

achievements. In recognition of their accomplishments, they are presented with a plaque by Marti Huizenga, wife of Dolphins Chairman of the Board/Managing General Partner Wayne Huizenga, during an on-field presentation. Publix also donates a \$25 gift certificate to each Student of the Week.

Teacher of the Year Awards – One teacher from each partner school is selected as a Teacher of the Year and is recognized for their accomplishments during a pre-game, on-field presentation.

Miami Dolphins/Dolphin Stadium Scholarship – A \$2,000 scholarship is awarded annually to both a Miami Carol City High School and Miramar High School senior who demonstrates strong community service along with a solid academic performance. A \$1,000 honorable mention scholarship is also awarded.


Summer Reading Program at the Libraries – The Miami Dolphins are the first team to partner with the entire State of Florida Library System for the Summer Reading Program. The Miami Dolphins partnered with the Miami-Dade libraries and Broward Libraries in 2007 for the summer reading program, and extend their support for 2008 including funding reading incentives such as posters, signed hats and footballs, Miami Dolphins stuffed bears and Miami Dolphins authentic jerseys signed by the Dolphins players. The Miami Dolphins Foundation sponsors bags which kids will color and design football-themed artwork for prizes.

Dolphins players, alumni and cheerleaders make appearances at local libraries in both Broward and Miami-Dade Counties in conjunction with their summer reading programs. In addition, the Dolphins offer prizes to the kids including tickets and a VIP experience for the top winners to attend training camp practice as a VIP for the day. The team also sponsors Broward's summer reading game, which is distributed to 20,000 children. The Miami Dolphins Foundation sponsors the programs.

Most Valuable Reader – The Miami Dolphins have joined forces with local libraries and schools in encouraging South Florida's youth to read by developing the Most Valuable Reader Program. This year-round initiative provides incentives for children to read. Kids have the chance to read books in exchange for the opportunity to attend a Dolphins home game. Other events at the libraries include Teen Read Week, Children's Book Week and the Books & Bears program.

Commit 2B Fit – The Miami Dolphins have teamed up with the Commit 2B Fit Program. Commit 2B Fit promotes physical activity and healthy eating to more than 45,000 students and their families in South Florida. Dolphins players, alumni and cheerleaders visit schools to speak to children. Kids will also receive incentives such as Dolphins Charms and Rulers.

Empty Bowls for Souper Bowl of Caring - The Miami Dolphins work with Broward County Public Schools on the Empty Bowls Program, which gives students an opportunity to fight hunger and poverty. Dolphins players make visits to schools to make bowls with the children. More than 82 schools signed up for the program each year, helping to raise more than \$32,000



Running back Ronnie Brown is the spokesman for the Dolphins' Most Valuable Reader Program, a component of the team's summer reading program.



Tight end Justin Peelle visits with elementary school students as part of the All-Community Team program.



Dolphins Most Valuable Readers honored on the field before a 2007 game.



Tackle Vernon Carey at Universal Studios in Orlando with his Carey's Mentoring Program group from Liberty City's Brownsville Middle School.

THEY SAID IT

"I want to thank you for your generous sponsorship and let you know that we are proud and pleased to team with the Miami Dolphins Foundation to present our very important summer programming. Thank you again for recognizing the need for educational summer opportunities for the youth of Miami-Dade County."

Christine Rupp, Friends of the Miami-Dade Public Library

annually for a variety of charities, including the Cooperative Feeding Program and Broward Partnership for the Homeless.

PHILANTHROPIC INITIATIVES

NFL Tuesdays - NFL Tuesdays are the traditional day off for NFL players during the season, but many players use the day off to go to work in their communities. Visiting children in the hospital, speaking to high school football teams or reading books to children are just a few of the activities Miami Dolphins players participate in on their day off during the season.

FEEDING THE NEEDY

The Miami Dolphins have an ongoing relationship with the Daily Bread Food Bank, an organization that provides food to the needy throughout South Florida. The Miami Dolphins team up with the Daily Bread Food Bank on the following projects:

Canned Food Drive - Each year the "Fins and Fans Tackle Hunger" canned food drive is held at a Dolphins home game prior to Thanksgiving. This year's canned food drive will take place prior to the game against the Oakland Raiders on Sunday, November 16. Fans are encouraged to deposit canned goods and other non-perishable food items in collection containers located at each entrance to the stadium.

Thanksgiving Turkey Giveaway - The Miami Dolphins organization, along with the coaches, players and staff, contribute monetary donations to purchase more than 1,370 Thanksgiving meals to feed more than 14,000 underprivileged people in South Florida. Dolphins players join volunteers from the Daily Bread Food Bank to distribute turkeys to various agencies affiliated with the Daily Bread Food Bank. Publix Supermarkets contributes an accompanying item or side dish for each turkey.

Souper Bowl of Caring - Souper Bowl of Caring is a youth-focused, national effort working to see Super Bowl weekend become the largest weekend of giving and serving in the life of our country. Participation includes youth representing a variety of faith groups, schools, civic organizations and businesses in all 50 states and several other countries. All of the funds raised are directly donated to the charity of each participating group's choice. Members of the Miami Dolphins organization have filmed public service announcements for this program, including Wayne Huizenga, Jr. The Miami Dolphins are also partnering with local schools to increase awareness and join in community service projects through the Empty Bowls Program in conjunction with Broward County Public Schools.

COMMUNITY INVOLVEMENT

Holiday Hospital Visits - Each year during the holiday season, Dolphins players, cheerleaders and mascot, T.D., visit area hospitals to brighten the holidays of sick children and military veterans who are not able to go home for the holidays. While at the hospitals, the players, cheerleaders and mascot



Running back Ronnie Brown (left) and linebacker Channing Crowder (right) spend time with a Make-A-Wish child outside the Dolphins locker room after a 2007 game.



Safety Jeremiah Bell hands out Thanksgiving meals to needy South Florida families.



Long snapper John Denney (far left) and fullback Reagan Mauia along with Dolphins Cheerleaders brighten a child's day during the team's annual holiday hospital visits.

THEY SAID IT

"On behalf of the Miami VA Healthcare System patients and staff, we would like to extend our appreciation to the Miami Dolphins players and cheerleaders. Your thoughtfulness reflects the concern you feel for our veterans and for the service they provide to all of us while in service to our country. Without your support, we could not provide for the smaller niceties that make hospitalization more bearable."

Christina A. Bridgeman, Chief, Voluntary Services, Department of Veterans Affairs

visit with the children and veterans, take pictures with them, sign autographs and give out Dolphins souvenirs.

“Toys For Tots” – Each year, at a Miami Dolphins home game in December, the team sponsors an annual toy drive for underprivileged children in the South Florida community. This season’s “Toys For Tots” drive will take place when the Dolphins play host to the San Francisco 49ers on Sunday, December 14. Dol-Fans are encouraged to drop off new, unwrapped toys at entry gates on their way into the stadium. The toys are then distributed through the United States Marine Corps to the less fortunate families in the local area.

Holiday Toy Celebration – Dolphins players, coaches, cheerleaders and staff make toy donations during the holidays to various organizations in the community that are in need. Kids from Frederick Douglass Elementary, Broward Estates Elementary, the Family Resource Center, Hurwit Crisis Center and the Belafonte Tacolcy Center were invited to a holiday celebration at the Miami Dolphins Training Facility.

NFL Student All-Star Program – The NFL Student All-Star Program is an NFL initiative that awards small level grants to help finance student-initiated proposals on how to better the community. The goal of the program is to promote community investment and volunteerism in children. Each winning organization receives a grant of \$300 to help fund their service projects.

NFL Junior Community Quarterback – The NFL Junior Community Quarterback Award recognizes student-initiated projects focusing on community betterment. The program awards \$7,000 in grants. Grants range from \$2,000 - \$5,000. Students partner with a 501C3 organization for their project.

Drug Abuse Resistance Education (D.A.R.E.) Program – Dolphins’ coaches and players recognize the importance of educating the youth in our local communities about the dangers associated with alcohol, drug, tobacco and domestic abuse. In an effort to combat this, the Miami Dolphins work closely with area police departments by providing players and coaches to speak at graduation ceremonies for students who successfully complete the D.A.R.E. program offered at their school.

Breast Cancer Awareness – As part of Breast Cancer Awareness month, the wives and girlfriends of Dolphins players, coaches and staff pass out pink ribbons to fans. This year’s game will be on October 19 against the Baltimore Ravens.

United Way – Along with the NFL, the Miami Dolphins actively support the United Way through monetary contributions made by the coaches, players and staff. In addition, the Dolphins also work closely with the United Way of Miami-Dade, Broward and Palm Beach counties on several projects throughout the year, including filming a Public Service Announcement featuring a prominent Dolphins player as a spokesman. Dolphins players also participate in the NFL/United Way Hometown Huddle Day, a national day of community service.

Make-A-Wish Foundation – The Make-A-Wish Foundation and the Miami Dolphins have developed a close relationship over the years in granting wishes of terminally-ill children. Make-A-Wish children are given the opportunity to attend a home game and meet with coaches and players during a post-game visit.

Broward County Court Program – Dolphins players make routine visits to kids at the Broward County Courthouse in Fort Lauderdale. During their visit, the players speak with at-risk kids in the courtroom of Broward County Circuit Court Judge Howard Zeidwig. Approximately 100 kids take part in each question and answer session. The players address many topics including education, peer pressure and family.


FOR MORE INFORMATION ON MIAMI DOLPHINS COMMUNITY RELATIONS EVENTS, PLEASE CALL (954) 452-7171



Safety Renaldo Hill (left) and cornerback Travis Daniels (right) hand out toys to kids as part of the Dolphins Holiday Celebration.



Dolphins President Bryan Wiedmeier (back row, far left) presents a check to Centro Mater for United Way Hometown Huddle Day.



Defensive end Jason Taylor was named NFL Man of the Year prior to Super Bowl XLII at University of Phoenix Stadium. He was also named as the team's Man of the Year.



Running back Ronnie Brown and quarterback John Beck meet with members of the military at the Veterans Administration Hospital.

MIAMI DOLPHINS CHEERLEADERS



The 2008 Miami Dolphins Cheerleaders squad consists of 40 ladies who perform on the sidelines to bring spirit and excitement to every Dolphins home game. The squad is diverse with girls from five different countries and 12 different states who come together to rehearse three nights a week, cheer the Dolphins games on Sundays and appear at a variety of community appearances. When these ladies are not performing for Dol-Fans, they are teachers, dance studio owners, news reporters, marketing and sales representatives, brokers, photographers and full time students.

DORIE GROGAN – Sr. Director of Cheerleaders and Event Entertainment

EMILY SNOW – Cheerleader Coordinator

TRISIA BROWN – Cheerleader Choreographer

DANIELLE MURPHY – Youth Programs Director

2008 MIAMI DOLPHINS CHEERLEADERS

Sandy Alcantara
Ariana Aubert
Alexis Augusto
Missy Barrickman
Jennifer Bergakker
Tyesha Bradley
Claudia Caprio
Genesis Corvo
Stephanie Cox
Megan Danforth


Ariann Denison
Jennifer Fernandez
Brittany Fraska
LaTasha Gray
Desiree Hernandez
Michelle Hernandez
Bibiana Julian
Mimi Kim
Ashton Landgraf
Mia Lawrence

Amy Madill
Brittany Marlowe
Monica Mason
Tarrin McMayo
Crystal Miller
Teneeka Miller
Kimberly O'Campo
Rosamary Parrado
Kayla Patterson
Tiffany Pearl


Kristy Riano
Lilly Robbins
Fabiola Romero
Stephanie Smith
Jamie Stadelman
Kimberly Stephens
Ashanda Tabb
Johanna Torres
Ashley White
Ireivy Ulacia

On game day, the cheerleaders divide into four groups to perform for the fans on each corner of the field. Each group is lead by a captain who, like a quarterback, leads the group and calls the plays for every performance.


2008 CAPTAINS



Ariann Denison



Ireivy Ulacia



Megan Danforth



LaTasha Gray

1



T.D. performs at every Dolphins home game, but his job isn't done when the season is over. He can be found throughout South Florida, making appearances at schools, parades, hospitals, and various other functions.

When T.D. originally debuted, he had not yet been named. The Dolphins' "Name the Mascot Contest" drew more than 13,000 entries from all 50 states and over 22 countries. Sara Fernandez of Miami was the first to submit the name "T.D.," and she won two tickets to Super Bowl XXXII when the name was selected at the annual Dolphins Awards Banquet on June 4, 1997.

If you'd like to score a "T.D." at your next event, please fill out the appearance request form at www.miamidolphins.com or call (954) 452-7097.

AY-kin, AY-dell
BAY-buhrs
duh-VAHN
cam-uh-REE-oh
DAR-juh-lek
GHINN
GLIMFF
HEN-e
HILL-yurd
rhymes with Circus
LEE-han
Mau-EE-uh
E-K-choo-koo, IN-duke-way
NINK-uh-vich
PARM-uh-lee
PEEL
puh-PING-ah
suh-TELL-a
SO-lee-i
RAH-drick

DOLPHIN STADIUM



DOLPHIN STADIUM

2269 Dan Marino Boulevard, Miami Gardens, FL 33056 • (305) 623-6100
www.dolphinstadium.com

EXECUTIVE MANAGEMENT

President.....	M. Bruce Schulze
Vice President and General Manager.....	Todd Boyan
Vice President of Finance and Administration	David Nunes
Senior Director, Community Relations and Government Affairs	Eric Knowles
Senior Director, Parking and Security	Bill Lowry
Senior Director, Human Resources.....	Yolanda Barreto
Senior Director, Housekeeping.....	Sam Richards
Senior Director, Grounds and Engineering.....	Alan Sigwardt

MIAMI DOLPHINS/DOLPHIN STADIUM SALES AND SERVICE

Vice President of Marketing Partnerships and New Media	Chris Overholt
Vice President of Sponsorship Sales and Service	John Clark
Vice President of Ticket Sales and Services	Scott Loft

TICKET SALES AND RETENTION

Executive Director of Ticket Sales	Chris Gallagher
Senior Director of Premium Seating.....	Rick Lassiter
Season Ticket Sales Manager	Eric Lapointe
Guest Experience Manager	Brenton Jones
Executive Suite Services Managers.....	Frances Martinez, Brea Conaboy
Account Executives, Season Ticket Sales	Conway Bennett, John Brandt, Jared Brown, Brook Smoley, Shaun Werner
Group Sales Manager.....	Carissa Dunn
Account Executives, Group Ticket Sales	Tyler Kreigh, Brian Travers
Senior Account Manager, Premium Seating	Jarett Grushka
Account Managers, Premium Seating	Jason England, Tommy Knapp, Chris Huff
Guest Experience Representatives, Season Tickets	Charles Moore, Fernando Nunez, Casey Rushton, Lauren Voochies, Curtis Yap
Guest Experience Representatives, Club Level	Staci Golden, Kenya Wilson
Administrative Assistant.....	Kelly Nieves

TICKET OPERATIONS & GUEST SERVICES

Senior Director of Ticket Services and Operations	David Saifman
Director of Ticket Services and Operations.....	Brett Annis
Manager of Ticket Services and Operations	Adam Summerell
Manager of Club Level Services	Corey Benning
Club Level Services Representatives.....	Joseph Lawrence, Carmen White
Ticket Processing Representatives	Whitney Aldrich, Amanda Martie, Jay Munger, Raul Rivas, Amber Rodrigue
Administrative Assistant.....	Minelva Jean-Mary

Guest Services

Senior Director, Guest Services	Reginald Sperling
Manager of Guest Services.....	Gwen McCormick

SPONSORSHIP, BROADCAST AND NEW MEDIA

Director of Media Sales	David Murphey
Senior Manager of Client Services	Danielle Sergeant
Managers of Client Services.....	Desiree Aoki, Jason McDonough
Manager of Media Sales	David Kindred
Manager of Partnership Sales.....	Jennifer Surgalski
Marketing Partnerships Coordinator.....	Paul Pugh
Administrative Assistant	Margie Martinez

SALES AND MARKETING

Senior Director of Marketing and Communications	George Torres
Senior Director of Membership Sales.....	Pamela Ritchie
Director of Customer Service	Scott Baynes
Director of Sales and Marketing	Ryan Richeal
Corporate Communications Coordinator.....	Patrick Arthur
Special Events Coordinator	Tammy Sigwardt

DOLPHIN STADIUM

Dolphin Stadium, South Florida's home to the Miami Dolphins, Florida Marlins, University of Miami Hurricanes, FedEx Orange Bowl, the BCS National Championship in 2009 and Super Bowl XLIV in 2010 is in its 22nd season as the premier sports and entertainment facility of the Americas. This state-of-the-art open-air complex hosted its first football game in August 1987, its first regular season Major League Baseball game in April 1993 and stages world-class events throughout the calendar year. Dolphin Stadium is one of only three facilities in the country to host NFL football and Major League Baseball in the same venue (McAfee Coliseum in Oakland, Metrodome in Minneapolis). In 2007, the stadium underwent \$250 million in improvements and innovations, adding 360,000 square feet of programmable space, new leading edge technology and superior amenities.

HISTORY

Now in its 22nd year of operation, the 75,000 seat, modern, open-air facility was the first of its kind to be constructed entirely with private funds, costing 115 million dollars when it was completed in 1987. The late Joe Robbie led the financing campaign to build "Joe Robbie Stadium" for the Miami Dolphins of the NFL. JRS revolutionized the economics of professional sports when it opened that year. Inclusion of a Club Level, along with Executive Suites, helped to finance the construction of the stadium. Season ticket holders committed to long term agreements and in return they received first-class amenities in a state-of-the-art facility which is still used as a model for new facilities across the country.

On March 7, 1990, H. Wayne Huizenga, then Chairman of the Board and Chief Executive Officer of Blockbuster Video and Huizenga Holdings Inc., agreed to purchase fifty percent of Joe Robbie Stadium and became the point man in the drive to bring Major League Baseball to South Florida. That effort was rewarded in July of 1991, when South Florida was awarded a National League expansion franchise. On January 24, 1994, Mr. Huizenga acquired the remaining fifty percent of the stadium to give him 100% ownership. Since 1991, more than 80 million dollars have been spent to upgrade and renovate the stadium. The improvement and revitalization of the building under Huizenga allowed the stadium to remain the finest sports and entertainment facility in the United States.

On August 26, 1996, Pro Player, the sports apparel division of Fruit of the Loom, sponsored the renaming of Joe Robbie Stadium as Pro Player Stadium. They became the first sports marketing and products company to entitle a stadium or arena.

The first football game in Joe Robbie Stadium was held on August 16, 1987, when the Miami Dolphins met the Chicago Bears in a preseason battle. The game also marked the 22nd

anniversary of the Dolphins franchise. The stadium hosted the National Football League's premier game, Super Bowl XXIII, on January 22, 1989. It marked the return of the Super Bowl to South Florida after a ten-year absence. Subsequent Super Bowls staged at Dolphin Stadium are Super Bowl XXIX (January 29, 1995), Super Bowl XXIII (January 31, 1999) and Super Bowl XLI (February 4, 2007).

Major League Baseball officially began in South Florida in the spring of 1993 as the Florida Marlins opened their inaugural campaign as a National League team. On April 5, 1993, the "new" look of Dolphin Stadium as a baseball facility was unveiled to the public for the first time as the Florida Marlins hosted the Los Angeles Dodgers. The Marlins began their existence by finishing the first day in first place with a 6-3 win over the Dodgers.

In 1997, Dolphin Stadium hosted four World Series games between the Marlins and the Cleveland Indians, including Game One on October 18, 1997, the first Series game ever played at the stadium, and Game Seven on October 26, 1997, which the Marlins won, 3-2 in 11 innings, to capture their first World Championship.

Before the arrival of the Marlins, the stadium had played host to 13 spring training games that attracted 370,000 fans and paved the way for baseball in South Florida.

Behind the scenes, Dolphin Stadium underwent renovations to accommodate Major League Baseball and the Florida Marlins. The conversion included the installation of retractable seating on the north side of the stadium, the construction of the baseball press box in the southwest corner of the facility, the building of the baseball dugouts, the addition of 660 new lights for suitable night play and the installation of a hydraulic disappearing pitcher's mound. The stadium also features a synthetic warning track designed to absorb water. At the time, the only other facility to feature this type of track was Oriole Park at Camden Yards, home of the Baltimore Orioles. The renovation also included the construction of the Florida Marlins clubhouse and other amenities to accommodate baseball at Dolphin Stadium.

On the field, Dolphin Stadium is equipped with a Prescription Athletic Turf (PAT) system which provides draining for its natural grass, and during February and March of 1995, the old PAT system was removed, and a new advanced mechanical drainage system was installed. At a cost of one million dollars, the new system provides three times the drainage capacity of the old system and ensures a firm, dry playing surface within half an hour's time after as much as a three inch per hour rainfall.

The stadium was renamed Dolphins Stadium in January 2005, as part of a major plan renovation initiated by owner Wayne Huizenga. In April 2006, Dolphins Enterprises CEO Joe Bailey announced and unveiled the new stadium logo and modified name. The stadium was named Dolphin Stadium and a new modern looking dolphin in orange, teal, blue and platinum colors with the words Dolphin Stadium was unveiled as the new stadium logo. Also unveiled were the two hi-definition video boards, the largest and second largest in professional sports. A new fascia LED ribbon-board was installed in July 2006. The installation of the new technology was just the beginning of a historic transformation.

Working with HOK Sport and Stiles Construction, both renowned in their respective fields of venue design and construction, Dolphin Stadium completed a \$250 million improvements and innovations project that included the addition of 360,000 square feet of enclosed space, new casual sitting and gathering areas throughout the stadium, an all-new Club Level, refurbished luxury suites, new team merchandise store and other amenities.

In 2008, H. Wayne Huizenga sold fifty percent of the team, stadium and surrounding developable land to Stephen M. Ross, Chairman of the Related Companies, an international real estate development company. Mr. Huizenga remains the Managing General Partner of the franchise.

LOCATION

The stadium is located at 2269 Dan Marino Boulevard in Miami Gardens, only one mile south of the Dade-Broward County Line. The 160 acre site stands midway between downtown Miami (16 miles) and downtown Fort Lauderdale (18 miles).

WORLD-CLASS EVENTS

Dolphin Stadium displays its versatility every year by hosting a wide variety of events. Along with Miami Dolphins football, Florida Marlins baseball, University of Miami college football, the stadium is home to the FedEx Orange Bowl (which played host to the national championship game following the 1997, 2000 and 2004 seasons). Super Bowl XLI was held at Dolphin Stadium on February 4, 2007, and is slated to host Super Bowl XLIV in 2010. Major League Baseball's premier event, the World Series, was played at Dolphin Stadium in 1997 and 2003.

Dolphin Stadium also hosted the Florida high school class 3A, 4A, 5A and 6A state championship football games in 2005, 2006 and 2007.

Dolphin Stadium has also played host to numerous concerts, featuring entertainers such as Pink Floyd, Elton John/Billy Joel, the Rolling Stones, Chicago, Genesis, Gloria Estefan, Guns & Roses, The Who, Hall & Oates, Rod Stewart, Paul McCartney, New Kids on the Block,

the Three Tenors World Tour, U2, 'N Sync and The Police. In November 2008, the stadium will host Madonna's "Sticky & Sweet" world tour.

Other events held in the past at Dolphin Stadium include international soccer games featuring the United States World Cup Team, high school football, Monster Truck and numerous festivals as well as trade shows.

EXECUTIVE SUITES

Dolphin Stadium's 240 suites offer luxury and comfort in the ultimate setting to watch any event. The 10, 12, 16, 20, 24 and 32-seat suites offer air conditioning and DirecTV access with NFL Sunday Ticket, multi-feed sound systems, refrigerators, ice-makers and private telephone services. Uniformed Suite attendants provide personal service in each suite during the games. Boston Culinary Group caters the suites with a delectable, wide-variety of food and beverages from which to choose.

CLUB LEVEL SEATING

Located on the second level, the 10,200 Club Level seats provide exceptional luxury with the most space and leg room available in the stadium, featuring seats 21" wide (compared to the 19" wide general seating). The Club Seats lead to air-conditioned lounges with full-service bars, a variety of concession areas, sit-down restaurants, the Sprint Fantasy Lounge and the Miccosukee Chairman's Club. The protective overhang is also a unique element of the Club Level seats.

HALL OF CHAMPIONS

Dolphin Stadium was proud to introduce the new Hall of Champions during the 1997 Miami Dolphins season. Located in the east end zone area of the Club Level, the Hall of Champions allows groups of 50 to 150 to experience a Miami Dolphins football or other event in style. In addition to Club Level amenities and entertainment, the Hall of Champions offers interior and exterior seating, a full bar with bartender, a private elevator and many other exclusive privileges.

DINING

Full service concession facilities, managed by Boston Culinary Group, are available on all levels and include Papa Johns and Edy's Ice Cream. The stadium has been recognized for the high quality of its food and beverage service.

VISIONS FOR THE FUTURE

Dolphin Stadium will continue to enhance the fan experience through its commitment to technology, entertainment and customer service. Additional improvements and innovations will take place every year to maintain Dolphin Stadium as the premier showplace of the Americas.

STADIUM FACTS

Stadium Address	2269 Dan Marino Boulevard Miami Gardens, FL 33056
Stadium Telephone	(305) 623-6100
Relative Location	16 miles northwest of downtown Miami 18 miles southwest of Fort Lauderdale 3/4 mile south of Calder Race Course 1 mile south of Dade-Broward county line on N.W. 27th Ave.
Opening Date	August 16, 1987
Project Cost	Chicago Bears 10, Miami Dolphins 3 \$115 million
Method of Financing	Private, through lease of executive suites and club seats
Club Seats	originally sold on 10-year leases
Executive Suites	originally sold on 10-year leases
Project Site Area	160 acres
Design Team	
Architect	HOK Sports Facilities Group (Kansas City, MS)
Construction Manager	Huber, Hunt and Nichols, Inc. (Indianapolis, IN)
Construction Consultant	George A. Fuller Company (New York, NY)
Structural Engineer	Bliss & Nyitray, Inc. (Miami, FL)
Civil Engineer	Keith and Schnars, P.A. (Fort Lauderdale, FL)
Mechanical, Electrical	Blum Consulting Engineers, Inc. (Dallas, TX)
Acoustical Consultant	The Joiner-Rose Group, Inc. (Dallas, TX)
Food Service Consultant	Cini-Little Associates, Inc. (Miami, FL)
Football/Soccer Seating Capacity	75,540

General Seating (19" chairback with armrest)	
Lower Deck.....	27,397
Upper Deck.....	34,736
Club Seats (21" chairback with armrest).....	10,209
193 Executive Suites (10, 12, 16, 20 and 24 seats)	3,198
Disabled Seating	300
Full-Time Use For Baseball	
Seating Capacity	36,331
Playing Field Dimensions	
Left Field Line	330 feet
Center Field Line	434 feet
Right Field Line	345 feet
First Baseball Game	March 11, 1988
	Los Angeles Dodgers 10, Baltimore Orioles 8
First Soccer Game	March 4, 1988
	U.S. National team 2, Millonarios (Colombia) 1
First Concert	July 3, 1988
	Rod Stewart, Hall and Oates and Chicago
First Super Bowl	January 22, 1989
	San Francisco 49ers 20, Cincinnati Bengals 16
First Blockbuster Bowl	December 29, 1990
(Micron P.C. Bowl, Carquest Bowl)	Florida State 24, Penn State 17
First FedEx Orange Bowl	December 31, 1996
	Nebraska 41, Virginia Tech 21
First World Series	October 18, 1997
	Florida Marlins 7, Cleveland Indians 4
Press Boxes	
Working Press Seats.....	150
Radio/TV Booths	10
Stadium Access	
Gates.....	8
Ramps	(25 feet wide, 2 each corner) 8
Escalators	(2 each corner) 8
Elevators	13
	(7 club level, 2 service/emergency, 2 press, 1 office, 1 freight)
Parking	
On-Site (140 acres)	24,137 cars
	171 buses, 90 RVs, 85 limousines, 1 helipad
Building	
Overall Size	648 feet x 736 feet
Height	188 feet (150-foot building, 38-foot lights)
Prescription Athletic Turf	128,000 square feet
Materials	3 acres of sod for playing field
	55,000 cubic yards of concrete
	6,000 tons of reinforcing steel
	5 miles of drain pipe
	500,000 yards of excavation material
	140 miles of electrical wire
	3,300 pieces of precast concrete
	25,000 square yards of carpet
Concessionaires and Novelties	Boston Culinary Group, Cambridge, MA
Facilities	
Concession Stands	43 stands, 264 service lines
	1 TV monitor per stand
Restrooms	40 men, 40 women
Locker Rooms	(60 lockers in each) 4
Playing Field	
Surface.....	Prescription Athletic Turf (Natural Grass)
Drainage	Firm Playing Surface Within 30 Minutes of a 3" Per Hour Rain
Scoreboards	
Main (East End Zone)	56 feet high x 142 feet long
Auxiliary (West End Zone)	54 feet high x 104 feet long
Daktronics LED Video Display (West).....	50 feet high x 100 feet long

Daktronics LED Video Display (East)	50 feet high x 140 feet long
Fascia LED Display	2,105 feet wide
Baseball Scoreboard	16 feet high x 224 feet long
Lighting For Playing Field	1,050 Metal Halide Instant Restrike Light Fixtures 150+ foot candles at playing field

STADIUM HISTORY

- Mar. 5, 1976 – Consultants are hired to do feasibility study for South Florida stadium.
- July 21, 1976 – Preliminary plan for 70,000-seat stadium is unveiled.
- Nov. 15, 1977 – Miami voters reject \$15 million bond issue for Orange Bowl renovations.
- May 22, 1978 – Committee estimates to Dade County a cost of \$40 million to build a new Orange Bowl next to the old one with financing coming from a resort tax and ticket surcharge.
- Feb. 19, 1979 – County attorney rules resort tax money cannot be used to build a new Orange Bowl.
- March, 1979 – National Football League rejects Miami as a Super Bowl site until stadium situation is rectified.
- Dec. 22, 1981 – Dolphins owner Joe Robbie reveals that he is negotiating to develop privately a stadium at Lake Lucerne in north Dade County.
- Nov. 2, 1981 – Voters in Dade and Broward counties overwhelmingly defeat a sales tax increase which would go toward building a new stadium.
- Dec. 14, 1983 – City of Miami voters reject sales tax increase to renovate the Orange Bowl.
- Mar. 5, 1984 – Dolphins owner Joe Robbie announces plans to build a new multi-purpose stadium in north Dade County at the team's annual awards banquet.
- Mar. 13, 1984 – City of Miami voters reject raising taxes to pay for \$55 million bond issue to repair the Orange Bowl.
- May 10, 1984 – Dolphins owner Joe Robbie begins campaign to market Dolphin Stadium executive suites and club seats.
- July 3, 1984 – Metro Commission accepts 160 acres donated by Emil and Lawrence Morton at Lake Lucerne, then leases it to Dolphin Stadium Corporation for 99 years.
- Dec. 6, 1984 – Metro commissioners unanimously agree to let Dolphins owner Joe Robbie sell \$85 million in tax exempt bonds to finance his stadium project.
- Jan. 8, 1985 – Dolphins owner Joe Robbie announces that he is ready to spend two million dollars for stadium blueprints and engineering studies.
- Mar. 14, 1985 – At the NFL meetings in Phoenix, Dolphin Stadium is named as the host site for Super Bowl XXIII (1989).
- July 22, 1985 – Clearing of stadium site begins.
- Sept. 9, 1985 – South Florida Regional Planning Council recommends approval of proposed Dolphin Center.
- Sept. 26, 1985 – Metro Commission approves development order and zoning request of Dolphin Center.
- Dec. 1, 1985 – Groundbreaking ceremonies for Dolphin Stadium take place.
- Dec. 19, 1985 – Foundation permit is issued to Dolphin Stadium Corporation by Dade County.
- Dec. 26, 1985 – First concrete is poured at stadium site.
- Dec. 31, 1985 – Dolphins owner Joe Robbie obtains construction loan and is granted permanent financing for the new stadium.
- June 3, 1986 – Dolphins owner Joe Robbie plants a ceremonial 30-foot Royal Palm tree to begin a million-dollar beautification project for neighborhoods near Dolphin Stadium.
- Aug. 27, 1986 – Topping Out Ceremonies take place at Dolphin Stadium as highest point of construction is reached.
- Feb. 3, 1987 – Metro Commission unanimously passes a resolution recommending that Dolphin Stadium be named after its builder, Joe Robbie.
- April 30, 1987 – Tim Robbie, designated spokesman for the Robbie children, announces that Dolphin Stadium has been renamed "Joe Robbie Stadium."
- Aug. 2, 1987 – An estimated 40,000 people attend Family Day at Joe Robbie Stadium, the general public's first opportunity to see the new facility.
- Aug. 16, 1987 – The Miami Dolphins play host to the Chicago Bears in the first game ever played in Joe Robbie Stadium. The Bears put a damper on the festive evening with a 10-3 preseason victory in front of 63,451 fans. The date also marks the 22nd anniversary of the Dolphins franchise.
- Oct. 11, 1987 – The Dolphins' "replacement" team records a 42-0 shutout win over the Kansas City Chiefs in the first regular-season game at JRS.
- Mar. 4, 1988 – The first soccer game ever played at JRS takes place as part of the Marlboro Soccer Cup of Miami. The U.S. National team defeats Millonarios of Colombia, 2-1, in the match before 14,877 fans.
- Mar. 11, 1988 – The first baseball game ever played at JRS takes place in front of 24,247

spectators, then the largest crowd ever to see a major-league game in the state of Florida. The Los Angeles Dodgers defeat the host Baltimore Orioles, 10-8, in the exhibition contest. The following night, the Montreal Expos beat the Orioles, 9-3, with 17,830 in attendance. Seven home runs are hit each night as a temporary 30-foot wall in left field compensates for a distance of 272 feet down the foul line.

- April 16, 1988— A technical inspection team from FIFA, soccer's international governing body, visits JRS as part of the United States' bid to host the 1994 World Cup.
- July 3, 1988 – The first concert ever held at JRS takes place. "Happy Birthday America '88" features performances by Rod Stewart, Hall and Oates and Chicago.
- Jan. 22, 1989 – The first Super Bowl ever held at JRS takes place. The game marks the first time since Super Bowl XIII (January 21, 1979) that the NFL's Championship game is played in Miami. The San Francisco 49ers defeat the Cincinnati Bengals, 20-16.
- Mar. 7, 1990 – H. Wayne Huizenga, Chairman of the Board and Chief Executive Officer of Blockbuster Video and Huizenga Holdings, Inc., agrees to purchase fifty percent of Robbie Stadium Corporation (the parent company of Joe Robbie Stadium), as well as a fifteen percent limited partnership interest in the Miami Dolphins.
- April 14 & 15, 1990 – Nearly 100,000 people pack the stands in Joe Robbie Stadium over a two-day period to see former Beatle Paul McCartney perform live in concert.
- April 17, 1990— The Blockbuster Bowl, college football's newest post-season bowl game, is officially certified by the NCAA. The bowl is scheduled to kickoff its inaugural matchup on December 29, 1990, at Joe Robbie Stadium.
- Dec. 29, 1990— The Florida State Seminoles defeat the Penn State Nittany Lions, 24-17, in the inaugural Blockbuster Bowl at JRS before a capacity crowd of 74,021.
- Jan. 5, 1991 – Dolphins host the Kansas City Chiefs in the first NFL playoff game ever played in JRS. The Dolphins come back to defeat the Chiefs, 17-16.
- Jan. 28, 1991 – Seats are removed on the north side of JRS to begin renovating for baseball.
- March 26, 1991— H. Wayne Huizenga and the Robbie family jointly purchase 42 acres adjacent to JRS. In addition, Huizenga purchases two additional lots, totaling 65 acres. The lots were purchased from the estates of Emil and Lawrence Morton.
- March 30, 1991— The New York Yankees and the Baltimore Orioles play an exhibition game before 67,654 fans at Joe Robbie Stadium – the largest crowd ever to watch a baseball game in a non-Major League city. The Yankee-Oriole game the following day draws 57,359, giving the two-game series at JRS a total attendance figure of 125,013.
- May 23, 1991 – At the NFL meetings in Minneapolis, Joe Robbie Stadium is selected as the host site for Super Bowl XXIX, to be played on January 29, 1995.
- June 10, 1991— The National League expansion committee recommends South Florida (Joe Robbie Stadium) and Denver to Major League Baseball's ownership committee as the two sites for National League expansion. The two teams will begin play in 1993.
- July 18, 1991 – Major League Baseball officially awards South Florida a National League expansion franchise, the Florida Marlins, who will begin play in 1993 at JRS.
- Jan. 25, 1992 – The U.S. World Cup soccer team faces the Soviet National Team (C.I.S.) before a South Florida-record soccer crowd of 30,386.
- Jan. 17, 1993 – The Dolphins host the Buffalo Bills in the first AFC Championship Game ever played at JRS. The Bills defeat the Dolphins, 29-10, and advance to Super Bowl XXVII.
- April 5, 1993 – In the first regular season baseball game ever played at JRS, the Florida Marlins win their inaugural game, defeating the Los Angeles Dodgers, 6-3.
- Jan. 24, 1994 – H. Wayne Huizenga acquires remaining 50% of Joe Robbie Stadium and the additional 85% of the Miami Dolphins, leaving him with 100-percent ownership of both the stadium and Dolphins.
- Jan. 25, 1995 – The second Super Bowl game held at JRS takes place. In Super Bowl XXIX, the San Francisco 49ers defeat the San Diego Chargers, 49-26.
- May 11, 1996 – Al Leiter of the Marlins pitches the first no-hitter in JRS history, shutting out the Colorado Rockies, 11-0.
- Aug. 26, 1996— Pro Player, the sports apparel division of Fruit of the Loom, sponsors the renaming of Joe Robbie Stadium to Pro Player Stadium for \$20 million over a 10-year period.
- Oct. 31, 1996 – At the NFL meetings in New Orleans, Pro Player Stadium is selected as the host site for Super Bowl XXXIII, to be played on January 31, 1999.
- Dec. 31, 1996— The Nebraska Cornhuskers defeat the Virginia Tech Hokies, 41-21, in the first FedEx Orange Bowl played at Pro Player Stadium.
- Mar. 8, 1997 – Pro Player Stadium plays host to the Three Tenors concert (Luciano Pavarotti, Plácido Domingo, Jose Carreras).
- Oct. 18, 1997 – Pro Player Stadium hosts its first ever World Series game, as the Florida Marlins defeat the Cleveland Indians, 7-4, in Game One.

- Oct. 25, 1997 – The Pro Player Stadium crowd of 67,498 to watch the Marlins defeat the Indians in Game Six is the largest to see a World Series game since 1954.
- Oct. 26, 1997 – Edgar Renteria's single in the bottom of the 11th inning of Game Seven of the World Series drives in Craig Counsell to give the Marlins a 3-2 win and the World Championship.
- Jan. 31, 1999 – The third Super Bowl game held at Pro Player Stadium takes place. In Super Bowl XXXIII, the Denver Broncos defeat the Atlanta Falcons, 34-19.
- Jan. 3, 2001 – The Oklahoma Sooners defeat the Florida State Seminoles, 13-2, in the FedEx Orange Bowl to win the National Championship.
- Aug. 2, 2001 – Pro Player Stadium plays host to the *NSYNC concert.
- Oct 21, 2003 – Pro Player Stadium hosts its second World Series as 65,731 fans file in to watch the New York Yankees defeat the Florida Marlins, 6-1, in Game 3 of the Fall Classic. Marlins rebound to win their second world title in six games.
- Jan. 4, 2005 – USC defeats Oklahoma, 55-19, in the FedEx Orange Bowl to claim the national championship.
- Jan. 10, 2005 – Owner H. Wayne Huizenga announces major organizational and stadium changes through the creation of a new innovative sports and entertainment company, Dolphins Enterprises, LLC. The company now will serve as an umbrella for all of the Huizenga sports and entertainment entities. In addition, Pro Player Stadium is re-named Dolphins Stadium. A three-phase improvement process to the stadium includes a remodeled club level and luxury suites, improved traffic flow, additional parking and state-of-the-art scoreboards.
- April 8, 2006 – Owner H. Wayne Huizenga and Dolphins Enterprises CEO Joe Bailey announce and unveil a new logo and modified name for the stadium. The new name, Dolphin Stadium, appears on the new logo with a contemporary-looking dolphin. The world's largest hi-definition video boards are also unveiled and used for the first time. Dolphin Stadium begins a \$250 million historic transformation.
- Dec., 2006 – Dolphin Stadium begins a \$250 million historic transformation unlike any stadium in the United States has experienced. With the addition of 360,000 square feet, Dolphin Stadium is creating space for incredible experiences.
- Feb. 4, 2007 – The fourth Super Bowl held at Dolphin Stadium takes place. In Super Bowl XLI the Indianapolis Colts defeat the Chicago Bears, 29-17.
- July 10, 2007 – "Sting" and The Police perform at Dolphin Stadium
- Jan. 3, 2008 – Kansas Jayhawks defeat the Virginia Tech Hokies, 24-21, in the 74th FedEx Orange Bowl
- Feb. 22, 2008 – H. Wayne Huizenga announces Stephen M. Ross becomes 50% partner of stadium and team

STADIUM "FIRSTS"

FOOTBALL

PRESEASON GAME: 8/16/87 – Chicago 10, Dolphins 3

REGULAR SEASON GAME: 10/11/87 – Dolphins 42, Kansas City 0

DOLPHIN PLAYOFF GAME: 1/5/91 – Dolphins 17, Kansas City 16

AFC CHAMPIONSHIP GAME: 1/17/93 – Buffalo 29, Dolphins 10

SUPER BOWL: 1/22/89 – San Francisco 49ers 20, Cincinnati Bengals 16

COLLEGE BOWL GAME: 12/29/90 – Florida State 24, Penn State 17 (Blockbuster Bowl)

DOLPHIN WIN: 10/11/87– Dolphins 42, Kansas City 0

DOLPHIN LOSS: 10/25/87 – Buffalo 34, Dolphins 31 (OT)

DOLPHIN SHUTOUT: 10/11/87 – Dolphins 42, Kansas City 0

SHUTOUT, OPPONENT: 7/26/91 – Chicago 6, Dolphins 0 (preseason)

OVERTIME GAME: 10/25/87– Buffalo 34, Dolphins 31

PLAYER TO VISIT PPS WITH TWO DIFFERENT TEAMS: Doug Flutie (Chicago, 8/16/87 and New England, 12/28/87)

REGULAR SEASON GAMES

NATIONAL ANTHEM, PERFORMANCE: Thomas Brown, III vs. Kansas City, 10/11/87 (played trumpet)

NATIONAL ANTHEM, SINGING: Pete Harris vs. Buffalo, 10/25/87

COIN TOSS: vs. Kansas City, 10/11/87 (won by Chiefs)

DOLPHIN CAPTAINS: Kyle Mackey, Tim Pidgeon, Demetrious Johnson

KICKOFF: Willie Beecher (Dolphins) vs. Kansas City, 10/11/87 (to 2-yard line)

KICKOFF RETURN: Kevin Wyatt of Kansas City, 10/11/87 (21 yards)

DOLPHIN KICKOFF RETURN: Pete Roth vs. Kansas City, 10/11/87 (23 yards)

TACKLE, ON KICKOFF: Scott Nicolas (Dolphins) vs. Kansas City, 10/11/87 (of Kevin Wyatt)

KICKOFF RETURNED FOR TD: Stanford Jennings (Cincinnati) vs. San Francisco (SB XXIII), 1/22/89

PUNT: Kelly Goodburn of Kansas City, 10/11/87 (47 yards)

DOLPHIN PUNT: Stacy Gore vs. Kansas City, 10/11/87 (35 yards)

PUNT RETURN: Mike Caterbone (Dolphins) vs. Kansas City, 10/11/87 (15 yards)

PUNT RETURNED FOR TD: O.J. McDuffie (Dolphins) vs. Indianapolis, 10/24/93 (71 yards)
BLOCKED PUNT: William Judson (Dolphins) vs. Green Bay, 9/18/88
PENALTY: On Dolphins vs. Kansas City, 10/11/87 (illegal formation)
FIELD GOAL ATTEMPT: Willie Beecher (Dolphins) vs. Kansas City, 10/11/87 (missed from 49 yards)
FIELD GOAL: Scott Norwood of Buffalo, 10/25/87 (41 yards)
DOLPHIN FIELD GOAL: Fuad Reveiz vs. Buffalo, 10/25/87 (46 yards)
TURNOVER: Alex Espinosa of Kansas City intercepted by Liffort Hobley of Dolphins, 10/11/87
DOLPHIN TURNOVER: Lawrence Sampleton fumbles (recovered by James Harrell) vs. Kansas City, 10/11/87
FUMBLE: Blaine Smith of Kansas City, 10/11/87 (own recovery)
DOLPHIN FUMBLE: Lawrence Sampleton vs. Kansas City, 10/11/87 (recovered by Chiefs' James Harrell)
FORCED FUMBLE: Mike Lambrecht (Dolphins) vs. Kansas City, 10/11/87 (on Chris Smith)
FUMBLE LOST: Chris Smith of Kansas City, 10/11/87 (recovered by Liffort Hobley)
FUMBLE RECOVERY: Blaine Smith of Kansas City 10/11/87 (his own)
FUMBLE RETURNED FOR TD: Liffort Hobley (Dolphins) vs. Kansas City, 10/11/87 (55 yards)
INTERCEPTION: Liffort Hobley (Dolphins) vs. Kansas City, 10/11/87 (of Alex Espinosa)
INTERCEPTION RETURNED FOR TD: Donnie Shell of Steelers, 11/1/87 (50 yards)
SCORING PLAY: Rickey Isom (Dolphins) vs. Kansas City, 10/11/87 (6-yard TD run)
SCORING PLAY, OPPONENT: Scott Norwood of Buffalo, 10/25/87 (41-yard FG)
TOUCHDOWN: Rickey Isom (Dolphins) vs. Kansas City, 10/11/87 (6-yard run)
RUSHING TOUCHDOWN: Rickey Isom (Dolphins) vs. Kansas City, 10/11/87 (6 yards)
RUSHING TOUCHDOWN, OPPONENT: Robb Riddick of Buffalo, 10/25/87 (1 yard)
PASSING TOUCHDOWN: Dan Marino to Mark Duper (Dolphins) vs. Buffalo, 10/25/87 (5 yards)
PASSING TOUCHDOWN, OPPONENT: Jim Kelly to Chris Burkett (Buffalo), 10/25/87 (14 yards)
DEFENSIVE TOUCHDOWN: Liffort Hobley (Dolphins) vs. Kansas City, 10/11/87 (55-yard fumble return)
DEFENSIVE TOUCHDOWN, OPPONENT: Donnie Shell of Steelers, 11/1/87 (50-yard interception return)
SPECIAL TEAMS TOUCHDOWN: Marc Logan (Dolphins) vs. Buffalo, 9/10/89 (blocked punt recovery)
SCORING DRIVE: By Miami (7 plays, 54 yards in 3:28) vs. Kansas City, 10/11/87
PAT: Willie Beecher (Dolphins) vs. Kansas City, 10/11/87 (Good)
MISSED PAT: Fuad Reveiz (Dolphins) vs. Washington, 12/20/87
FIRST DOWN: Robert Parker of Kansas City, 10/11/87 (1-yard run)
DOLPHIN FIRST DOWN: Dameon Reilly (Dolphins) vs. Kansas City, 10/11/87 (16-yard pass from Kyle Mackey)
THIRD-DOWN CONVERSION: By Kansas City, 10/11/87 (Robert Parker 1-yard run)
DOLPHIN THIRD-DOWN CONVERSION: vs. Kansas City, 10/11/87 (16-yard pass from Kyle Mackey to Dameon Reilly)
FOURTH-DOWN CONVERSION: By Dolphins vs. Buffalo, 10/25/87 (17-yard pass from Dan Marino to Mark Duper)
TACKLE: Mike Lambrecht (Dolphins) vs. Kansas City, 10/11/87 (of Robert Parker)
TACKLE, OPPONENT: Chris Lindstrom of Kansas City, 10/11/87 (of John Tagliaferri)
QB SACK: Ike Readon (Dolphins) vs. Kansas City, 10/11/87 (of Matt Stevens)
QB SACK, OPPONENT: Bruce Smith of Buffalo, 10/25/87 (of Dan Marino)
RUSHING ATTEMPT: Robert Parker of Kansas City, 10/11/87 (2 yards)
DOLPHIN RUSHING ATTEMPT: John Tagliaferri vs. Kansas City, 10/11/87 (2 yards)
PASSING ATTEMPT: Matt Stevens of Kansas City, 10/11/87 (incomplete, intended for David Montagne)
DOLPHIN PASSING ATTEMPT: Kyle Mackey vs. Kansas City, 10/11/87 (incomplete, intended for Eddie Chavis)
PASS COMPLETION: Matt Stevens to John Trahan (Kansas City), 10/11/87 (5 yards)
DOLPHIN PASS COMPLETION: Kyle Mackey to Mark Konecny vs. Kansas City, 10/11/87 (10 yards)
TIMEOUT: By Dolphins vs. Kansas City, 10/11/87 (2:23 of 2nd quarter)
INJURY: Kevin Wyatt of Kansas City, 10/11/87 (ankle)

BASEBALL

EXHIBITION GAME: March 11, 1988, Los Angeles Dodgers 10, Baltimore Orioles 8

REGULAR SEASON GAMES:

GAME: April 5, 1993, Florida Marlins 6, Los Angeles Dodgers 3

CEREMONIAL FIRST PITCH: New York Yankee great Joe DiMaggio

PITCH: Charlie Hough (Marlins) a called strike to Jose Offerman (Dodgers), 4/5/93

HIT: Bret Barberie (Marlins) first inning single to left field off Orel Hershiser (Dodgers), 4/5/93

DOUBLE: Eric Davis (Dodgers) second inning, 4/5/93

TRIPLE: Walt Weiss (Marlins), second inning, 4/5/93

HOME RUN: Tim Wallach (Dodgers), sixth inning solo home run over left field wall, 4/5/93

RUN: Benito Santiago (Marlins), second inning, 4/5/93

RBI: Walt Weiss (Marlins), second inning, 4/5/93

STOLEN BASE: Jeff Conine (Marlins), eighth inning 4/5/93

STRIKEOUT: Jose Offerman (Dodgers) goes down looking to Charlie Hough in first inning, 4/5/93

WALK: Eric Karros (Dodgers), second inning off Charlie Hough, 4/5/93

ERROR: Jody Reed (Dodgers), muffs first inning ground ball hit by Scott Pose, 4/5/93

WINNING PITCHER: Charlie Hough (Marlins), 4/5/93

LOSING PITCHER: Orel Hershiser (Dodgers), 4/5/93

SAVE: Bryan Harvey (Marlins), 4/5/93

NO-HITTER: Al Leiter (Marlins), 5/11/96

WORLD SERIES: October 18, 1997, Florida Marlins 7, Cleveland Indians 4

SOCCER

(all 3/4/88, U.S. vs. Millionarios)

GAME: 3/4/88 U.S. National team 2, Millionarios (Colombia) 1

GOAL: Jorge Raigoza (Millonarios) at 55:44

ASSIST: Ruben Dario Hernandez (Millonarios)

GAME-WINNING GOAL: Bruce Murray (U.S.), at 78:34

PENALTY KICK: Tab Ramos (U.S.), saved by Ruben Cousillas of Millonarios

FERNANDEZ NAMED “UNSUNG HERO”

Widely regarded as the anchor of the Dolphins defensive line during a run of three straight Super Bowls (VI-VIII), Manny Fernandez was the winner of the fourth annual Miami Dolphins Alumni Association “Unsung Hero” Award for 2007.

The other finalists for the 2007 award included safety Glenn Blackwood, linebacker Bob Brudzinski, cornerback Terrell Buckley and safety Louis Oliver.

The goal of the Unsung Hero award is to honor Dolphins unsung heroes who have sacrificed for the franchise both on and off the playing field. The finalists were chosen based on their leadership qualities, the impact that they made to their team and teammates during their careers and their ability to inspire their teammates. Dol-Fans had the opportunity to select the finalists through an interactive poll on the team's official web site, MiamiDolphins.com.

Perhaps the most famous free agent in Dolphins' history, Fernandez was overlooked in the 1968 draft out of the University of Utah. His college coach Mike Giddings told the Dolphins his player couldn't make the pro grade.

“I wasn't hard to overlook,” Fernandez said. “At Utah, I not only wasn't all-conference, I was barely all-team.”

At the time, Miami was a third-year franchise struggling both on the field and in the stands. The Dolphins were looking for a name to appeal to the Latin population in Miami. Lost to the Dolphins with the signing of Fernandez, who weighed 237 and had poor vision, was that he couldn't speak Spanish.


But history would show that could play football. As a rookie defensive end, Fernandez recorded 46 tackles and four quarterback sacks. He received the John Unitas Award for achievement in pro football without college fanfare.

Moved to defensive tackle in 1969, his quickness and compact strength enabled him to outmaneuver bigger men. Fernandez was named as the winner of the team's Outstanding Defensive Lineman award a team-record six consecutive seasons, from 1968-73. He also was selected by Dol-Fans as the starting defensive tackle on Miami's all-time Silver Anniversary team. In Miami's Super Bowl-winning seasons of 1972 and 1973, Fernandez collected 107 and 113 tackles, respectively. He also led the team with eight quarterback sacks in 1971.

While many feel Fernandez' finest game was Super Bowl VII when he tormented the Washington Redskins with 17 tackles (11 unassisted), it should be noted that Fernandez felt he had played better against Buffalo earlier that season.

In the hospital with pneumonia only two days before the Bills game, Fernandez played every defensive snap and, in fact, stole a handoff by Buffalo quarterback Dennis Shaw and fought his way to the ten-yard line to set up the game's decisive touchdown and help preserve the NFL's only perfect season. Following the game, he returned to the hospital, continuing his recovery.

Past winners of the Unsung Hero Award include wide receiver/tight end/quarterback Jim Jensen in 2006, running back Tony Nathan in 2005 and quarterback Earl Morrall in 2004.



DOLPHIN STADIUM PARKING MAP

FROM POINTS NORTH VIA UNIVERSITY DR. FROM FLORIDA TURNPIKE NORTH/SOUTH VIA UNIVERSITY DR.

FROM POINTS NORTH VIA FLORIDA TURNPIKE

FROM POINTS SOUTH VIA FLORIDA TURNPIKE

FROM 826 (PALMETTO EXPRESSWAY) VIA N.W. 27TH AVE

Map Details:

- Stadium:** DOLPHIN STADIUM (Center)
- Color-Coded Sections:**
 - ORANGE:** Sections 1, 2, 3, 4, 5, 6, 7, 8, 9, 10, 11, 12, 13, 14, 15, 16, 17, 18, 19, 20, 21, 22, 23, 24, 25, 26, 27, 28, 29, 30, 31, 32, 33, 34, 35, 36, 37, 38, 39, 40, 41, 42, 43, 44, 45, 46, 47, 48, 49, 50, 51, 52, 53, 54, 55, 56, 57, 58, 59, 60, 61, 62, 63, 64, 65, 66, 67, 68, 69, 70, 71, 72, 73, 74, 75, 76, 77, 78, 79, 80, 81, 82, 83, 84, 85, 86, 87, 88, 89, 90, 91, 92, 93, 94, 95, 96, 97, 98, 99, 100.
 - BLUE:** Sections 101, 102, 103, 104, 105, 106, 107, 108, 109, 110, 111, 112, 113, 114, 115, 116, 117, 118, 119, 120, 121, 122, 123, 124, 125, 126, 127, 128, 129, 130, 131, 132, 133, 134, 135, 136, 137, 138, 139, 140, 141, 142, 143, 144, 145, 146, 147, 148, 149, 150, 151, 152, 153, 154, 155, 156, 157, 158, 159, 160, 161, 162, 163, 164, 165, 166, 167, 168, 169, 170, 171, 172, 173, 174, 175, 176, 177, 178, 179, 180, 181, 182, 183, 184, 185, 186, 187, 188, 189, 190, 191, 192, 193, 194, 195, 196, 197, 198, 199, 200.
 - PURPLE:** Sections 201, 202, 203, 204, 205, 206, 207, 208, 209, 210, 211, 212, 213, 214, 215, 216, 217, 218, 219, 220, 221, 222, 223, 224, 225, 226, 227, 228, 229, 230, 231, 232, 233, 234, 235, 236, 237, 238, 239, 240, 241, 242, 243, 244, 245, 246, 247, 248, 249, 250, 251, 252, 253, 254, 255, 256, 257, 258, 259, 260, 261, 262, 263, 264, 265, 266, 267, 268, 269, 270, 271, 272, 273, 274, 275, 276, 277, 278, 279, 280, 281, 282, 283, 284, 285, 286, 287, 288, 289, 290, 291, 292, 293, 294, 295, 296, 297, 298, 299, 300.
 - MAROON:** Sections 301, 302, 303, 304, 305, 306, 307, 308, 309, 310, 311, 312, 313, 314, 315, 316, 317, 318, 319, 320, 321, 322, 323, 324, 325, 326, 327, 328, 329, 330, 331, 332, 333, 334, 335, 336, 337, 338, 339, 340, 341, 342, 343, 344, 345, 346, 347, 348, 349, 350, 351, 352, 353, 354, 355, 356, 357, 358, 359, 360, 361, 362, 363, 364, 365, 366, 367, 368, 369, 370, 371, 372, 373, 374, 375, 376, 377, 378, 379, 380, 381, 382, 383, 384, 385, 386, 387, 388, 389, 390, 391, 392, 393, 394, 395, 396, 397, 398, 399, 400.
 - GREEN:** Sections 401, 402, 403, 404, 405, 406, 407, 408, 409, 410, 411, 412, 413, 414, 415, 416, 417, 418, 419, 420, 421, 422, 423, 424, 425, 426, 427, 428, 429, 430, 431, 432, 433, 434, 435, 436, 437, 438, 439, 440, 441, 442, 443, 444, 445, 446, 447, 448, 449, 450, 451, 452, 453, 454, 455, 456, 457, 458, 459, 460, 461, 462, 463, 464, 465, 466, 467, 468, 469, 470, 471, 472, 473, 474, 475, 476, 477, 478, 479, 480, 481, 482, 483, 484, 485, 486, 487, 488, 489, 490, 491, 492, 493, 494, 495, 496, 497, 498, 499, 500.
 - LIMO:** Sections 501, 502, 503, 504, 505, 506, 507, 508, 509, 510, 511, 512, 513, 514, 515, 516, 517, 518, 519, 520, 521, 522, 523, 524, 525, 526, 527, 528, 529, 530, 531, 532, 533, 534, 535, 536, 537, 538, 539, 540, 541, 542, 543, 544, 545, 546, 547, 548, 549, 550, 551, 552, 553, 554, 555, 556, 557, 558, 559, 560, 561, 562, 563, 564, 565, 566, 567, 568, 569, 570, 571, 572, 573, 574, 575, 576, 577, 578, 579, 580, 581, 582, 583, 584, 585, 586, 587, 588, 589, 590, 591, 592, 593, 594, 595, 596, 597, 598, 599, 600.
- Access Points:**
 - ACCESS:** Sections 1, 2, 3, 4, 5, 6, 7, 8, 9, 10, 11, 12, 13, 14, 15, 16, 17, 18, 19, 20, 21, 22, 23, 24, 25, 26, 27, 28, 29, 30, 31, 32, 33, 34, 35, 36, 37, 38, 39, 40, 41, 42, 43, 44, 45, 46, 47, 48, 49, 50, 51, 52, 53, 54, 55, 56, 57, 58, 59, 60, 61, 62, 63, 64, 65, 66, 67, 68, 69, 70, 71, 72, 73, 74, 75, 76, 77, 78, 79, 80, 81, 82, 83, 84, 85, 86, 87, 88, 89, 90, 91, 92, 93, 94, 95, 96, 97, 98, 99, 100.
 - TURNPIKE ACCESS:** Sections 101, 102, 103, 104, 105, 106, 107, 108, 109, 110, 111, 112, 113, 114, 115, 116, 117, 118, 119, 120, 121, 122, 123, 124, 125, 126, 127, 128, 129, 130, 131, 132, 133, 134, 135, 136, 137, 138, 139, 140, 141, 142, 143, 144, 145, 146, 147, 148, 149, 150, 151, 152, 153, 154, 155, 156, 157, 158, 159, 160, 161, 162, 163, 164, 165, 166, 167, 168, 169, 170, 171, 172, 173, 174, 175, 176, 177, 178, 179, 180, 181, 182, 183, 184, 185, 186, 187, 188, 189, 190, 191, 192, 193, 194, 195, 196, 197, 198, 199, 200.
</

DOLPHINS TRAINING FACILITY



On July 11, 1993, the Miami Dolphins officially moved into their brand new training facility at Nova Southeastern University in Davie, Florida, from their long-time base at St. Thomas University in Miami.

The ten million dollar state-of-the-art facility covers 93,452 square feet and incorporates the latest technology and advances that were utilized in the design of other NFL training facilities.

The Dolphins' training center not only houses the team's football operation personnel and the club's administrative staff, but it also serves as the site of the club's preseason training camp and all off-season conditioning programs.

The facility includes a large locker room area, sauna and steam rooms, a therapy swimming pool, a cold plunge pool, whirlpools, and one of the largest weight training rooms in the NFL.

In addition to the physical training needs, modern support facilities also were constructed. Those include lounges, conference rooms, equipment rooms, laundry areas, video editing labs, an auditorium that functions as a site for major press conferences as well as for full team and staff meetings, a dance studio for the team's cheerleaders, and the Dolphins Pro Shop, which sells official team merchandise.

Administrative offices, located on the second floor, include the head coach's office with an adjacent conference room overlooking the practice fields. Offensive and defensive coaches' offices flank these areas. Other office space exists for personnel and administrative staff members.

At the rear of the facility are two full-sized grass football fields, which were constructed utilizing the Prescription Athletic Turf (PAT) system that also is used for the field at Dolphin Stadium. That system incorporates underground pipes and electronic pumps to remove water from the fields when natural drainage is not adequate.

The Dolphins also now have their own indoor practice field, which was completed in July 2006. The 96,000-square foot structure sits on a three-acre tract adjacent to the two outdoor fields. The 100-yard field is made of a "Twenty-Four/Seven" grass-like synthetic turf, manufactured by The Motz Group.

With a primary emphasis to design the complex in a "fan-friendly" manner, a bleacher structure adjacent to the fields was constructed, utilizing elements of Dolphin Stadium itself. When the stadium was revised to accommodate baseball, large sections of seats from the stadium were removed. Those sections were relocated to the Nova Southeastern facility as part of the new complex. As a result, the bleacher facility at Nova Southeastern can accommodate 2,500 spectators, including 600 in chair-back seats, for open practice sessions and other special events. The structure also provides fans permanent amenities such as concession areas, a merchandise pro shop, ticket windows, and rest rooms.

TRAINING FACILITY FACTS

Cost	\$10 million
Method of Financing	\$5 million bond issue
Site	Nova Southeastern University 7500 S.W. 30th Street, Davie, Florida 33314
Architects	Roy D. Smith and Associates
Main Building Addition and Dance Studio Architect	Wayne D. Vensel
Contractors	Miller and Solomon, Inc.
Distance to Facility From Airport	12 miles-Ft. Lauderdale Int'l
Number of Stories of Facility	2
Total Acreage	9.04 acres
Square Feet of Training Facility	68,226 feet
Square Feet of Dance Studio	10,226 feet
Square Feet of Bleacher Building	15,000 feet
Number of Seats for Fans	2,500 (680 chairbacks; 1,820 bench seating)
Square Feet of Weightroom	7,500 feet
Square Feet of Locker Room	4,600 feet
Number of Lockers	80 players, 18 coaches & 29 staff
Square Feet of Player Lounge	1,008 feet
Number of Offices for Coaches and Personnel	53
Number of Player Meeting Rooms	8 and 1 auditorium
Number of Conference Rooms	4
Square Feet of Auditorium	2,950 feet
Number of Seats in Auditorium	100 seats
Square Feet of Media Workroom	1,100 feet (includes press room and media interview room)
Work Spaces in Media Workroom	25
Number of Whirlpools	3 portable, 1 hot pool and 1 cold pool
Number of Practice Fields	3 (2 grass, 1 indoor turf)
Type of Grass for Practice Fields	Tifway 419 Bermuda
Type of Drainage System	Prescription Athletic Turf- patented (sub-terrain vacuum drainage)

INDOOR FIELD FACTS

Architects	Cannon Design, DeRose Consultants, EDSA
Contractors	Stiles Construction
Total Acreage	3 acres (approx.)
Square Feet	96,800 feet
Dimensions	420' long x 230' wide x 70' high at peak
Bubble Material	28 oz. per square yard vinyl-coated polyester with "Stay Clean" coating and 14 oz. Thermaliner with "Rip Stop" construction
Manufacturer	Air Structures American Technologies, Inc.
Surface	"Twenty-Four/Seven" grass-like synthetic turf by The Motz Group



WHAT TO LOOK FOR IN 2008

LB AKIN AYODELE . . .

- Enters 2008 having played in 96 league games. With four more he would reach the 100-game played plateau.
- Enters 2008 having appeared in 96 straight league games and has not missed one in his six NFL seasons.

S YEREMIAH BELL . . .

- Enters 2008 with five career sacks. With his next full sack he would tie Liffort Hobley (6) for the most career sacks by a Dolphins defensive back.

RB RONNIE BROWN . . .

- With a 1,000-yard rushing season, would become just the third Dolphin to account for multiple 1,000-yard seasons, joining Larry Csonka (1971-73) and Ricky Williams (2002-03).

T VERNON CAREY . . .

- Goes into the 2008 season having played in 60 consecutive contests and started in 43 straight.

K JAY FEELY . . .

- Enters 2008 having appeared in 112 straight league games.
- Enters 2008 having made his last 164 PATs. The last time he missed one was one he had one blocked on November 9, 2003 against the New York Giants as a member of the Falcons.

S RENALDO HILL . .

- Enters 2008 having appeared in 94 regular season games. Needs to play in six more to reach 100 for his career.

TE DAVID MARTIN . . .

- Enters 2008 having appeared in 85 league games and needing to play in 15 more to reach the 100-games played plateau in his career.

TE JUSTIN PEELE . . .

- Enters 2008 having appeared in 93 league games and needing to play in seven more to reach the 100-game played plateau in his career.

LB JOEY PORTER . . .

- Enters 2008 as one of only two NFL players to have registered at least five sacks each year since 2000.

DE JASON TAYLOR . . .

- Enters 2008 with 117 sacks, 14th on the NFL's career list. With 4.5 more he would tie Clyde Simmons (121.5) for 13th. With five more he would equal Simeon Rice (122.0) for 12th. With 9.5 more he would join Derrick Thomas (126.5) for 11th. With 11 more he would tie Rickey Jackson (128.0) for 10th.
- Enters 2008 as one of only two NFL players to have registered at least five sacks each year since 2000.
- Enters 2008 having started and played in 130 league games in a row.
- Enters 2008 with five career fumble returns for touchdowns, tied with Jessie Tuggle for the most in NFL history.

RB RICKY WILLIAMS . . .

- With a 1,000-yard rushing season, he would join Larry Csonka as the only Dolphins to record three 1,000-yard seasons in a career. Csonka accomplished the feat each year from 1971-73.
- With 3,983 rushing yards as a Dolphin, needs 1,017 more to reach the 5,000-yard mark with the team.
- With 47 rushing touchdowns in his career, needs three more to reach 50.
- With 31 rushing touchdowns as a Dolphin, needs two more to tie Karim Abdul-Jabbar (33) for second on the Dolphins' all-time chart.
- With 949 rush attempts as a Dolphin, needs 48 more to equal Jim Kiick (997) for second on the team's all-time list.

DOLPHINS ARE AMONG THE BEST

Since the 1970 merger of the National and American Football Leagues, the Miami Dolphins have the highest regular season winning percentage in the NFL with a record of 354-228-2 (.608). In addition, the Dolphins have the second-highest overall winning percentage over that time span (behind the Pittsburgh Steelers) with an overall mark of 376-250-2 (.600).

TEAM	REGULAR SEASON				OVERALL			
	W	L	T	PCT.	W	L	T	PCT.
1. Pittsburgh	351	231	2	.603	384	250	2	.605
2. MIAMI	354	228	2	.608	376	250	2	.600
3. Dallas	347	237	0	.594	383	260	0	.596
4. Denver	339	239	6	.586	358	258	6	.580
5. San Francisco	330	251	3	.568	360	267	3	.574
6. Oakland	323	255	6	.559	348	271	6	.562
7. Washington	325	257	2	.558	348	272	2	.561
8. Minnesota	333	249	2	.572	349	274	2	.560
9. Jacksonville	113	95	0	.543	118	101	0	.539
10. St. Louis	310	270	4	.534	327	290	4	.530
11. New England	303	281	0	.519	326	296	0	.524
12. Baltimore	96	95	1	.503	102	98	1	.510
13. Green Bay	293	283	8	.509	307	296	8	.509
14. Philadelphia	295	282	7	.511	308	300	7	.507
15. Kansas City	292	285	7	.506	295	296	7	.499
16. Chicago	290	293	1	.497	300	306	1	.494
17. N.Y. Giants	282	299	3	.485	301	310	3	.493
18. Seattle	246	254	0	.492	253	265	0	.488
19. Indianapolis	282	300	2	.485	297	314	2	.486
20. Tennessee	280	302	2	.481	292	318	2	.479
21. Carolina	97	111	0	.466	103	115	0	.472
22. Buffalo	276	306	2	.474	288	323	2	.471
23. San Diego	268	311	5	.463	276	322	5	.462
24. Cleveland	244	289	3	.458	248	300	3	.453
25. Cincinnati	261	323	0	.447	266	333	0	.444
26. N.Y. Jets	253	329	2	.435	259	339	2	.433
27. Atlanta	244	335	5	.422	250	344	5	.422
28. Detroit	246	334	4	.425	247	343	4	.419
29. New Orleans	242	338	4	.417	244	344	4	.416
30. Arizona	232	346	6	.402	233	350	6	.401
31. Tampa Bay	196	303	1	.393	203	312	1	.394
32. Houston	32	64	0	.333	32	64	0	.333

Since 1970, the Miami Dolphins own the second-best regular-season winning percentage of any team in the four major professional sports (minimum ten seasons played). Miami's regular-season winning percentage of .608 (354-228-2) is second only to the Los Angeles Lakers' percentage of .642 (1980-1104) among the combined 121 teams from the National Football League, Major League Baseball, the National Hockey League and the National Basketball Association.

TEAM	SPORT	W	L	T	PCT.
1. Los Angeles Lakers	Basketball	1980	1104	0	.642
2. MIAMI DOLPHINS	FOOTBALL	354	228	2	.608
3. Pittsburgh Steelers	Football	351	231	2	.603
4. Montreal Canadiens	Hockey	1565	980	400	.599
5. San Antonio Spurs	Basketball	1549	1043	0	.598
6. Dallas Cowboys	Football	347	237	0	.594
7. Boston Bruins	Hockey	1538	1022	376	.588
8. Denver Broncos	Football	339	239	6	.586
9. Philadelphia Flyers	Hockey	1509	1010	422	.585
10. Boston Celtics	Basketball	1780	1304	0	.577
11. Minnesota Vikings	Football	333	249	2	.572
12. Phoenix Suns	Basketball	1759	1325	0	.570

TEAM	SPORT	W	L	T	PCT.
13. San Francisco 49ers	Football	330	251	3	.568
14. New York Yankees	Baseball	3471	2705	0	.562
15. Oakland Raiders	Baseball	323	255	6	.558
Washington Redskins	Football	325	257	2	.558
17. Buffalo Sabres	Hockey	1401	1118	428	.548
18. Jacksonville Jaguars	Football	113	95	0	.543
19. Boston Red Sox	Baseball	3355	2832	0	.542
Utah Jazz	Basketball	1493	1263	0	.542
21. Seattle SuperSonics	Basketball	1656	1428	0	.537
22. Edmonton Oilers	Hockey	1054	902	275	.534
23. Los Angeles Dodgers	Baseball	3300	2889	0	.533
Detroit Pistons	Basketball	1643	1441	0	.533
25. Portland Trailblazers	Basketball	1639	1455	0	.530

Football and baseball records are through the end of the 2007 season.

Basketball records are through the end of the 2007-08 seasons.

Hockey records are through the end of the 2007-08 seasons.

DOLPHINS = WINNERS

Best Record Since NFL-AFL Merger

(regular season, 1970-2007)

1. MIAMI	354	228	2	.608
2. Pittsburgh	351	231	2	.603
3. Dallas	347	237	0	.594
4. Denver	339	239	6	.586
5. Minnesota	333	249	2	.572

Best Record in the '90s

(regular season)

1. San Francisco	113	47	0	.706
2. Buffalo	103	57	0	.644
3. Kansas City	102	58	0	.638
4. Dallas	101	59	0	.631
5. MIAMI	95	65	0	.594
Minnesota	95	65	0	.594

Best Record in the '80s

(regular season)

1. San Francisco	104	47	1	.688
2. Washington	97	55	0	.638
3. MIAMI	94	57	1	.622
4. Denver	93	58	1	.615
5. Chicago	92	60	0	.605

Best Record in the '70s

(regular season)

1. Dallas	105	39	0	.729
2. MIAMI	104	39	1	.726
3. Oakland	100	38	6	.715
4. St. Louis	99	42	3	.698
5. Minnesota	99	43	2	.694

Average Points Scored Per Game Since NFL-AFL Merger

(regular season, 1970-2007)

1. San Francisco	22.7
2. St. Louis	22.1
3. MIAMI	22.0
4. Denver	21.9
5. Minnesota	21.7

Average Points Allowed Per Game Since NFL-AFL Merger (regular season, 1970-2007)

1. Pittsburgh.....	17.1
2. MIAMI	18.0
3. Dallas.....	18.1
4. Chicago.....	18.6
5. Philadelphia.....	18.6

Most Seasons With 10 Or More Wins Since NFL-AFL Merger (1970-2007)

1. Dallas.....	22
2. MIAMI	20
3. San Francisco.....	20
4. Pittsburgh.....	18
5. Denver.....	17

Most Seasons With a Winning Record Since NFL-AFL Merger (1970-2007)

1. MIAMI	28
2. Pittsburgh.....	27
3. Dallas.....	27
4. Minnesota.....	24
5. San Francisco.....	23

Most Division Championships Since NFL-AFL Merger (1970-2007)

1. Pittsburgh.....	18
2. San Francisco.....	17
3. Dallas.....	16
4. Minnesota.....	14
5. MIAMI	12
Oakland.....	12

Most Playoff Appearances Since NFL-AFL Merger (1970-2007)

1. Dallas.....	25
2. Pittsburgh.....	23
3. Minnesota.....	22
4. MIAMI	21
San Francisco.....	21

Most Wins On Monday Night Football Since NFL-AFL Merger (1970-2007)

1. Dallas.....	40
2. MIAMI	39
3. San Francisco.....	38
4. Oakland.....	36
5. Pittsburgh.....	35

Best Home Record Since NFL-AFL Merger (regular season, 1970-2007)

1. Pittsburgh.....	210	81	1	.721
2. Denver.....	207	82	4	.715
3. MIAMI	204	86	1	.703
4. Dallas.....	198	94	0	.678
5. Minnesota.....	196	96	1	.671

Best Road Record Since NFL-AFL Merger (regular season, 1970-2007)

1. San Francisco.....	152	139	1	.522
2. MIAMI	150	142	1	.514
3. Dallas.....	149	143	0	.510
4. Oakland.....	143	145	4	.497
5. Pittsburgh.....	141	150	1	.485

Records Within The AFC East (regular season, 1970-2007)

1. MIAMI	170	120	1	.586
2. New England.....	153	135	0	.531
3. Buffalo	137	150	1	.477
4. N.Y. Jets	131	156	1	.457
5. Indianapolis (1970-2001)	111	141	1	.441

Best Interconference Record Since NFL-AFL Merger (regular season, 1970-2007)

1. MIAMI	90	47	0	.657
2. Oakland.....	86	55	1	.609
3. Pittsburgh.....	82	53	1	.607
4. Dallas	78	58	0	.574
5. Denver.....	78	62	2	.556

Best Record in December Since NFL-AFL Merger (regular season, 1970-2007)

1. Washington	85	54	0	.612
2. San Francisco	85	59	0	.590
3. MIAMI	84	59	0	.587
4. Pittsburgh	82	59	0	.582
5. Green Bay	82	59	1	.581

THE ORANGE BOWL

The 1986 season marked the end of an era for the Miami Dolphins as the team played its final season in the Orange Bowl. In 21 years there, the Dolphins posted a 110-38-3 (.738) regular-season record.

In the playoffs, Miami was 10-4 at the 75,206-seat Orange Bowl, giving the team a 120-43-3 (.736) mark in all games played there.

Miami played in the Orange Bowl from the team's initial season in 1966 through the 1986 campaign. From 1966 to 1969, the Orange Bowl had a grass playing field. The playing surface was changed to Poly-Turf in 1970, was replaced in 1972 and finally removed in March, 1976, so that Prescription Athletic Turf could be installed.

The Orange Bowl was the site of many great sporting events, including five Super Bowls, the annual Orange Bowl Classic, Olympic soccer matches and championship boxing matches.

The 2007 season was the final one for the Orange Bowl. The University of Miami, who called the OB home from 1937-2007, played its final game there on November 10, 2007, when they dropped a 48-0 decision to the University of Virginia. The final collegiate game at the Orange Bowl occurred on December 1, 2007 when Florida International defeated North Texas, 38-19. The final organized game took place on January 4, 2008 in "The O-D All-American Bowl," a high school all-star game. A "Farewell To The Orange Bowl" celebration was held on January 26, 2008. Approximately 15,000 people watched a team of ex-Miami Hurricanes beat a team of ex-Dolphins, 65-51, in a flag-football exhibition. Demolition began in March of 2008 and was completed in May.




LEAST WORN UNIFORM NUMBERS

Uniform No. 8 was the last number never to have been worn by a Dolphin in a regular season game. Punter Klaus Wilmsmeyer earned that distinction in 1998. Numbers 12 and 39 are the only two jersey numbers donned by only one player in the 42-year history of the franchise. Quarterback Bob Griese (1967-80) was the only Dolphins player ever to wear No. 12, which was retired on May 6, 1982. Running back Larry Csonka (1968-74, 79) wore No. 39, which was retired on December 9, 2002.

JASON ALLEN

Safety



HEIGHT: 6-1
WEIGHT: 200
BORN: 7/5/83
COLLEGE: Tennessee '06
ACQUIRED: D1, 2006
NFL: Third Season
DOLPHINS: Third Season

32



FINS FACT

In 2007, Jason started his own foundation called "JAllen All-Stars," which is designed to give back to youth in South Florida, Muscle Shoals, Alabama and the Atlanta area through educational and athletic events. "I stress to the kids to give their best at whatever it is they do," Jason says. "Our job as role models is to speak to the kids and give them guidance. Coming from a small town (Muscle Shoals), I didn't have someone to show me the things that were needed to make it into professional sports." The foundation has sponsored events such as a turkey giveaway and a toy drive during the holidays, as well as a book bag giveaway.

PRO CAREER

2007 Played in all 16 games, including nine starts . . . Recorded 53 tackles, three interceptions and a forced fumble . . . Interception total led the team . . . Also produced nine stops on special teams, a figure that tied for second on the squad . . . Moved into starting lineup at one safety spot for game vs. N.Y. Giants in London (10/28), the first start of his NFL career . . . Took over spot from Renaldo Hill, who sustained a season-ending knee injury the week before against New England . . . Recorded five tackles and a forced fumble in the Giants game as the Dolphins held New York to 49 net passing yards, a season low for a Dolphins opponent, and the first of four straight weeks and six over the next seven in which the Dolphins would hold their opponent to less than 200 net passing yards . . . Recorded his first two interceptions of the year at Philadelphia (11/18) when he picked off a pair of Donovan McNabb passes, becoming the first Dolphin to have two interceptions in a game since Sammy Knight had a pair on December 20, 2004 against New England . . . The Dolphins limited the Eagles to 150 net passing yards in the contest . . . Tallied a career-high eight tackles at Buffalo (12/9) . . . Two weeks later at New England (12/23), came up with an interception of a Tom Brady pass . . . Registered a season-high three special teams tackles vs. N.Y. Jets (12/2).

2006 Played in 16 games, all in a reserve role, in his rookie season . . . Posted 13 tackles and an interception on defense and seven stops on special teams . . . Majority of action on defense came in dime package . . . First career interception occurred in 31-13 win at Chicago (11/5) when he picked off a Rex Grossman pass and returned it seven yards . . . Tallied a season-high four tackles in 24-20 win over Minnesota (11/19).

ALLEN QUICK HITS

CAREER TRANSACTIONS: Was a first-round draft choice (16th overall) of the Dolphins in 2006, the fourth defensive back taken.

PRO CAREER AT A GLANCE: Has switched between cornerback and safety during his two-year NFL stint after playing both positions in college. Enters 2008 having played in all 32 league games since joining the Dolphins.

COLLEGE

Was a four-year letterman (2002-05) at Tennessee who started his final three seasons . . . Served as a captain each of his final two years . . . Opened 26 of the 43 games in which he played during his career . . . Totaled 220 tackles, three sacks, four interceptions, 21 passes defended, five forced fumbles and a fumble recovery . . . Started 12 games at free safety and 14 at cornerback in his career . . . Started the first five contests of his senior year at right cornerback before sustaining a season-ending hip dislocation against Georgia . . . Had the most productive season of his collegiate career the year prior, when he started all 13 contests, the first at cornerback and the final 12 at free safety . . . Produced 123 tackles, a pair of sacks, two interceptions, five passes defended, three forced fumbles and a fumble recovery as a junior . . . Tackle total that year set a school single-season record for a defensive back . . . In addition, was a second-team All-Southeastern Conference pick, a third-team All-America selection and a semi-finalist for the Jim Thorpe Award, given annually to the nation's top defensive back . . . Earned degree in sports management.

PERSONAL

Single . . . Attended Muscle Shoals (Ala.) High School, where he lettered in football, track and basketball . . . Played running back in high school, and was an All-America selection by Super Prep and Prep Star as a senior when he rushed for 1,740 yards and 21 touchdowns, while adding 378 receiving yards and three scores . . . Was named to the Class 5A all-state team and chosen as the Alabama Gatorade High School Player of the Year as a senior . . . Was also chosen as the Class 5A Back of the Year by the Alabama Sports Writers Association . . . As a rookie in 2006, was part of the Dolphins' "All-Community Team," in which he donated 20 tickets for every home game to the Boys and Girls Clubs of Miami-Dade County . . . Along with the team's other DBs, also was part of the "All-Community Team" in 2007 . . . Has participated in the Dolphins Junior Angler Fishing Clinic in which he has taught children from the Boys & Girls Clubs of Broward County how to fish . . . Also has taken part in the club's holiday toy event . . . Lists "Paid in Full" and "Blood Sport" as favorite movies, "Martin" as favorite television show, "Where the Red Fern Grows" as favorite book and 2Pac as favorite recording artist . . . Would like to be a sports agent following his playing career . . . Enjoys traveling to other countries . . . Is the middle of seven children . . . Full name is Jason Jamar Allen, born July 5, 1983 in Muscle Shoals, Ala.

JASON ALLEN'S NFL REGULAR SEASON STATISTICS

YEAR TEAM	GP	GS	TACKLES					INTERCEPTIONS					FUMBLES		
			TOT	SOLO	ASST	SK	YDS	NO	YDS	LG	TD	PD	FF	FR	YDS
2006 Miami	16	0	13	10	3	0.0	0.0	1	7	7	0	2	0	0	0
2007 Miami	16	9	53	46	7	0.0	0.0	3	15	13	0	3	1	0	0
NFL TOTALS	32	9	66	56	10	0.0	0.0	4	22	13	0	5	1	0	0

ADDITIONAL STATS

Special Teams Tackles: 7 in 2006, 9 in 2007 for total of 16

START ME UP

In 2007, DE Jason Taylor set the club record for consecutive games played and started. He now has opened 130 straight contests, having played and started in all 16 each of the past eight seasons. Entering 2008, the following are the longest current games started streaks by a Dolphin still with the club:

PLAYER, POS.	NO.	FIRST GAME OF STREAK
Jason Taylor, DE	130	vs. N.Y. Jets, 12/27/99
Vernon Carey, T	43	vs. Kansas City, 10/21/05
Will Allen, CB	21	vs. Jacksonville, 12/3/06
Samson Satele, C	16	at Washington, 9/9/07
Joey Porter, LB	15	vs. Dallas, 9/16/07

WILL ALLEN

Cornerback



HEIGHT: 5-10

WEIGHT: 195

BORN: 8/5/78

COLLEGE: Syracuse '01

ACQUIRED: UFA, 2006 (NYG)

NFL: Eighth Season

DOLPHINS: Third Season

25



FINS FACT

Having three kids of his own, Will enjoys spending his time away from the field working with children. He hopes to make a difference by being directly involved in his philanthropic endeavors. While with the Giants, he spoke at various schools, Pop Warner banquets and youth football camps, while also working with the Ronald McDonald House and at-risk teen boys. He continued that support with the Dolphins. In his first season with the team, he was part of the "All-Community Team," in which he donated 20 tickets for every home game to the Parent Academy at the Miami-Dade County Public Schools. "There are a lot of kids out there that think their lives just are not going the way they want them to go," Will says. "Sometimes they just need that extra push, as far as somebody bringing a smile to their face or letting them see you were actually in the same situation they are in and it doesn't have to turn out bad."

PRO CAREER

2007 Started all 16 games at one cornerback spot, the team's only defensive back to open every contest on the year, and, along with DE Jason Taylor, one of only two on defense to do it . . . Was an All-Pro selection by Sports Illustrated . . . Collected 62 tackles, a pair of sacks, an interception, a team-high 14 passes defended and two forced fumbles . . . Tackle total ranked third on the team and led club's defensive backs . . . Key part of a backfield that ranked fourth in the NFL in pass defense, as it allowed an average of only 188.7 net passing yards per contest . . . Produced a season-high six tackles in opener at Washington (9/9), a figure he matched in contest at Buffalo (12/9) . . . Came up with a season-high three passes defended in game against N.Y. Giants in London (10/28) as the Dolphins held New York to 49 net passing yards, the lowest total for a Dolphins opponent in 2007 . . . Sacks came in consecutive weeks; in Monday night game at Pittsburgh (11/26) and vs. N.Y. Jets (12/2), the first Dolphins DB to post sacks in back-to-back games since Terry Cousin in games 14-15 of 2001 . . . Allen also forced fumbles in both the Steelers and Jets contests . . . In the Jets game, jarred the ball loose from Kellen Clemens on a sack, as it was recovered by Michael Lehan, who returned it 43 yards for a touchdown . . . Game at Buffalo (12/9) marked the 100th regular season contest of his career while he made his 100th career start the following week against Baltimore (12/16).

ALLEN QUICK HITS

CAREER TRANSACTIONS: Signed a four-year contract with the Dolphins as an unrestricted free agent from the Giants on March 20, 2006 . . . Originally drafted by the Giants in the first round (22nd overall) in 2001, with a choice obtained from Indianapolis in a draft-day trade-up.

PRO CAREER AT A GLANCE: Enters 2008 having played in 103 career regular season contests, 102 of which have been starts. Will has opened all 16 games in three of the last four seasons. In fact, he has started and played in 63 of his last 64 league games. Of his four career sacks, three have been accounted for over the last two years with the Dolphins.

2006 Started all 15 games in which he appeared at left cornerback in his first season with the Dolphins . . . Only game he missed was Thanksgiving Day affair at Detroit (11/23) after sustaining a groin injury in the previous contest, vs. Minnesota (11/19) . . . It snapped a string of 42 straight games in which he had played and started . . . Registered 56 tackles, a sack, an interception, 11 passes defended, three fumble recoveries and a forced fumble . . . Also was credited with a stop on special teams . . . Led team and tied for second in the AFC with three opponents' fumble recoveries . . . Tackle total ranked seventh on the team while 11 passes defended tied for second . . . In opener at Pittsburgh, had a key recovery of a Charlie Batch fumble in the fourth quarter after the Steelers had a first-and-goal from the one . . . Two weeks later in win over Tennessee (9/24), stripped the ball from Titans TE Bo Scaife at the Dolphins' 2 following a 22-yard reception, with André Goodman recovering and returning it 31 yards . . . Had best game of year at Houston (10/1) when he tallied eight tackles, in addition to his first interception as a Dolphin, when he wrestled the ball away from Andre Johnson and returned it 11 yards . . . In the Texans game, also was credited with three passes defended and the second sack of his NFL career – his first since September 26, 2004 against Cleveland as a member of the Giants . . . Recorded fumble recoveries in consecutive contests; vs. Jacksonville (12/3) and vs. New England (12/10) . . . In the Jaguars game, pounced on a Matt Jones fumble (forced by Goodman) at the Dolphins' 17 . . . Recovered a Daniel Graham fumble (forced by Channing Crowder) at the Patriots' 39, leading to an Olindo Mare field goal in the Dolphins' 21-0 win over New England . . .

FUMBLE RECOVERIES: Allen accounted for three opponents' fumble recoveries in 2006, matching his total from his first five NFL seasons combined . . . In addition, his total tied for the second-highest figure in both the AFC and in the NFL, trailing only Kansas City DE Jared Allen . . . His total also tied with Pittsburgh S Ryan Clark for the most among defensive backs:

MOST OPPONENTS' FUMBLE RECOVERIES IN THE NFL IN 2006

PLAYER	POS.	TEAM	NO.
1. Jared Allen	DE	Kansas City	6
2. WILL ALLEN	CB	MIAMI	3
15 other players			3

2005 Started all 16 regular season games in which he played at left cornerback in his final season with the Giants . . . Recorded 70 total tackles, 11 passes defended, a fumble recovery and a forced fumble . . . Added four stops on special teams . . . Took a lateral from Brent Alexander following an interception at San Francisco (11/6) and went 17 yards . . . Had a season-high nine tackles at Seattle (11/27) when he also knocked down a pass, recovered a fumble and forced one as well . . . Stripped the ball from Bobby Engram following a reception and also recovered it at the Giants' 43 in the second quarter to help set up a Jay Feely 39-yard field goal seven plays later . . . Started First-Round Playoff game vs. Carolina (1/8/06) and was credited with four tackles.

2004 Opened all 16 games at left cornerback . . . Posted 81 tackles, a figure which ranked third on the team and first among DBs . . . Had one interception, a team-high 19 passes defended, a sack and a forced fumble . . . First sack of his career occurred vs. Cleveland (9/26) when he tackled Jeff Garcia for a six-yard loss . . . Lone interception of the season came when he picked off a Daunte Culpepper pass in 34-13 win at Minnesota (10/31) . . . Amassed a team-high 10 tackles, in addition to a pass defended, vs. Philadelphia (11/28).

2003 Started all 12 games in which he played at left cornerback . . . Spent the final four games of the year on injured reserve . . . Posted 45 tackles, a pair of interceptions, a team-high 14 passes defended and a fumble recovery . . . Added two special teams stops . . . Interception total tied for the team lead, along with Ralph Brown, Johnnie Harris and Frank Walker . . . Registered a season-high seven tackles in opener vs. St. Louis (9/7) . . . Initial interception of the season came when he snared a Patrick Ramsey pass at Washington (9/21) and returned it a career-long 22 yards . . . Picked off a Donovan McNabb pass vs. Philadelphia (10/19) . . . Limited Randy Moss to two receptions for four yards in the second half of a 29-17 win at Minnesota (10/26) . . . Blocked a Doug Brien 51-yard field goal attempt in overtime at N.Y. Jets (11/2) as the Giants went on for a 31-28 win . . . Had six tackles and also recovered a Keenan McCardell fumble at Tampa Bay (11/24) . . . Sustained a mid-foot sprain vs. Buffalo (11/30) and was placed on injured reserve on December 2.

2002 Started all 15 games in which he appeared . . . Produced 62 tackles, an interception and 11 passes defended . . . Contributed a special teams tackle as well . . . Picked off a Jeff Garcia pass in opener vs. San Francisco (9/5) when he registered five tackles . . . Was inactive at Washington (12/8) because of a shoulder injury . . . Started First-Round Playoff game at San Francisco (1/5/03) and was credited with five tackles.

2001 Started 13 games, including 12 starts, as a rookie . . . Posted a team-high four interceptions, becoming the first Giants rookie to lead the team in interceptions since Sheldon White in 1988 . . . Was second on the squad with 13 passes defended . . . Totaled 42 tackles and a fumble recovery on the year . . . Also had three special teams tackles . . . First career start came at Kansas City (9/23), as he responded with four tackles . . . Recovered a Rod Gardner fumble at the Giants' 31 vs. Washington (10/7), leading to a Morten Andersen 22-yard field goal seven plays later . . . Was inactive with an ankle injury vs. Philadelphia (10/22) and at Washington (10/28) . . . First career interception came on final drive at Arizona (11/11) when he picked off a Jake Plummer pass to preserve 17-10 win . . . Had five tackles and a pair of interceptions in Monday night game at Minnesota (11/19) as he snared two Daunte Culpepper passes totaling 27 yards in returns . . . Posted five tackles and four passes defended at Philadelphia (12/30), including an interception of a Donovan McNabb pass . . . Was inactive for season finale vs. Green Bay (1/6/02) because of a heel injury.

COLLEGE

Played in 43 games with 28 starts during his four-year career (1997-2000) for the Orange . . . All of his starts came over his final three years . . . Finished his career with 142 tackles, four interceptions and 39 passes defended . . . Also returned 37 kickoffs for a 22.7-yard average . . . As a senior, posted 41 tackles, two interceptions and a team-high 17 passes defended . . . Was a first-team All-Big East choice and was a semi-finalist for the Jim Thorpe Award, given to the nation's top defensive back . . . Also had two interceptions, in addition to 15 passes defended and a career-high 56 tackles as a junior . . . Redshirted as a true freshman in 1996 . . . Majored in economics.

PERSONAL

Married (Roshonda) . . . Couple has a daughter, Jasmine and two sons, Will Jr. and Blake . . . Attended Corcoran High School in Syracuse, N.Y., where he was a two-time first-team all-conference cornerback and a first-team all-state selection as a senior . . . Also ran track and finished third in the state with a time of 10.5 seconds in the 100-meter dash . . . As a senior, also played wide receiver and kicker . . . Participated in numerous community activities during his tenure with the Giants . . . In addition to club functions, donated his time to such worthy events as the National Football Foundation's "Play It Smart" program, the Muscular Dystrophy Association's "Muscle Team," the National Education Association's "Read Across America" literacy celebration, in addition to Providence Malta Prep, a program created by Catholic Community Services and the Hudson County Department of Health and Human Services to assist at-risk teen boys who are in the Foster Care System . . . Has been part of the "All-Community Team" each of the last two years with the Dolphins . . . Also has donated time to elementary schools, including a "Take a Player to School" event . . . Full name is Will D. Allen, born August 5, 1978.

WILL ALLEN'S NFL REGULAR SEASON STATISTICS

YEAR TEAM	GP	GS	TACKLES					INTERCEPTIONS					FUMBLES		
			TOT	SOLO	ASST	SK	YDS	NO	YDS	LG	TD	PD	FF	FR	YDS
2001 N.Y. Giants	13	12	42	38	4	0.0	0.0	4	27	17	0	13	0	1	0
2002 N.Y. Giants	15	15	62	53	9	0.0	0.0	1	0	0	0	11	0	0	0
2003 N.Y. Giants	12	12	45	38	7	0.0	0.0	2	23	22	0	14	0	1	0
2004 N.Y. Giants	16	16	81	75	6	1.0	6.0	1	11	11	0	19	0	0	0
2005 N.Y. Giants	16	16	70	62	8	0.0	0.0	0	17	17	0	11	0	1	33
2006 Miami	15	15	56	42	14	1.0	0.0	1	11	11	0	11	1	3	5
2007 Miami	16	16	62	48	14	2.0	23.0	1	14	14	0	14	2	0	0
NFL TOTALS	103	102	418	356	62	4.0	29.0	10	103	22	0	93	3	6	38
MIAMI TOTALS	31	31	118	90	28	3.0	23.0	2	25	14	0	25	3	3	5

WILL ALLEN'S NFL PLAYOFF STATISTICS

YEAR TEAM	GP	GS	TACKLES					INTERCEPTIONS					FUMBLES		
			TOT	SOLO	ASST	SK	YDS	NO	YDS	LG	TD	PD	FF	FR	YDS
2002 N.Y. Giants	1	1	5	5	0	0.0	0.0	0	0	—	0	0	0	0	0
2005 N.Y. Giants	1	1	4	3	1	0.0	0.0	0	0	—	0	0	0	0	0
PLAYOFF TOTALS	2	2	9	8	1	0.0	0.0	8	78	—	0	0	0	0	0

ADDITIONAL STATS

Special Teams Tackles: 3 in 2001, 1 in 2002, 2 in 2003, 4 in 2005, (Miami) 1 in 2006 for total of 11
Blocked Kicks: 1 field goal in 2003

SINGLE-GAME HIGHS

Most Interceptions: 2 at Minnesota, 11/19/01

CHARLIE ANDERSON

Linebacker

56



HEIGHT: 6-4

WEIGHT: 250

BORN: 12/8/81

COLLEGE: Mississippi '04

ACQUIRED: UFA, 2008 (Hou.)

NFL: Fifth Season

DOLPHINS: First Season



FINS FACT

Away from the football field, Charlie enjoys bowling. Although it's something that he didn't take up until his rookie season of 2004 with the Houston Texans, he currently carries a 190-average, including a personal-best of 225. He likes going up against any teammate who is willing to take him on and has the same competitive fire on the lanes that he does on the field.

PRO CAREER

2007 Played in all 16 games, opening five of them — the first five starts of his NFL career . . . Recorded 24 tackles, two sacks and a pass defended . . . Added seven stops and a fumble recovery on special teams . . . In opener vs. Kansas City (9/9), recovered a fumbled punt that led to a Texans field goal, giving them a 3-0 lead in a game they would go on to win, 20-3 . . . Opened the final five games of the season, including contest at Tennessee (12/2), the first start of his NFL career . . . Posted 22 tackles in those five starts, including a high of eight in finale vs. Jacksonville (12/30) . . . In addition, recorded a pair of sacks of Jaguars QB Quinn Gray and a pass defended as the Texans posted a 42-28 victory.

ANDERSON QUICK HITS

CAREER TRANSACTIONS: Signed a three-year contract with the Dolphins as an unrestricted free agent from Houston on March 1, 2008 . . . Originally was a sixth-round draft choice (200th overall) of the Texans in 2004.

PRO CAREER AT A GLANCE: Has played in 60 career games, starting five of them — all of which came in the final five contests of 2007. Has made his mark as a special teams ace in his four years in the league, having totaled 45 tackles on Texans' coverage units. Also has one touchdown to his credit — which came on a 60-yard fumble return in his rookie season of 2004.

2006 Played in 13 games, all in a reserve role . . . Was inactive for three games, including contest vs. Miami (10/1) . . . On the year, recorded five tackles on defense and 11 on special teams, which ranked second on the squad . . . In finale vs. Cleveland (12/31), posted two stops on defense and two more on special teams.

2005 Appeared in all 16 contests in a reserve role . . . Registered nine tackles, a sack and a pass defended . . . Contributed 14 tackles on special teams, a total that placed second on the club . . . Posted three tackles on defense in game vs. Tennessee (10/9) . . . First career sack occurred the following week at Seattle (10/16) when he dropped Matt Hasselbeck for a 19-yard loss . . . Had a season-high two special teams stops vs. Indianapolis (10/23) . . . In game vs. Arizona (12/18), recovered a Reggie Swinton fumble on a kickoff return in the second quarter that led to a Texans touchdown in their 30-19 win.

2004 As a rookie, appeared in 15 games, all in a reserve role . . . Came up with one tackle and a fumble recovery on defense . . . Made an immediate impact on the Texans' special teams unit as he tallied 13 stops, a figure that ranked third on the squad . . . This included a career-high three tackles in contest vs. Green Bay (11/21) . . . Was inactive for opener vs. San Diego (9/12) . . . Made NFL debut the following week at Detroit (9/19) . . . In 24-5 win at Chicago (12/19), recovered a Chad Hutchinson fumble that was forced by Dunta Robinson and returned it 60 yards for a TD in the fourth quarter for the game's final points.

COLLEGE

Was a four-year letterman (2000-03) at Ole Miss, during which time he started 31 of the 48 games in which he played . . . Totaled 127 career tackles, 12.5 sacks, three forced fumbles and five passes defended from his defensive end spot . . . Had most productive season as a senior when he compiled 54 tackles, 5.5 sacks and two forced fumbles . . . Majored in sociology with a minor in criminal justice . . . Graduated with a degree in sociology during the 2007 offseason.

PERSONAL

Married to Victoria, with two daughters, Kylin and Jaiden . . . Played tight end and defensive end at Provine High School in Jackson, Miss . . . Helped the school to the 5-A state finals as a senior . . . Also lettered in track and soccer . . . Full name is Charlie Alexander Anderson, born December 8, 1981 in Jackson, Miss.

CHARLIE ANDERSON'S NFL REGULAR SEASON STATISTICS

YEAR TEAM	GP	GS	TACKLES					INTERCEPTIONS					FUMBLES		
			TOT	SOLO	ASST	SK	YDS	NO	YDS	LG	TD	PD	FF	FR	YDS
2004 Houston	15	0	1	1	0	0.0	0.0	0	0	-	0	0	0	1	60
2005 Houston	16	0	9	6	3	1.0	19.0	0	0	-	0	1	0	0	0
2006 Houston	13	0	5	3	2	0.0	0.0	0	0	-	0	0	0	0	0
2007 Houston	16	5	24	15	9	2.0	17.0	0	0	-	0	1	0	0	0
NFL TOTALS	60	5	39	25	14	3.0	36.0	0	0	-	0	2	0	1	60

ADDITIONAL STATS

Defensive Touchdowns: 1 fumble return (60 yards) in 2004

Special Teams Tackles: 13 in 2004, 14 in 2005, 11 in 2006, 7 in 2007 for total of 45


Special Teams Fumble Recoveries: 1 in 2005, 1 in 2007 for total of 2

DOLPHINS HOLD NFL RECORD FOR CONSECUTIVE HOME WINS

The Dolphins own the NFL record for consecutive home games won. Over a four year stretch from 1971-74, they compiled 27 straight regular season wins at the Orange Bowl. The streak began in the second home game of '71, a 41-3 decision over New England on October 17, and ended in the 1975 season-opener, a 31-21 loss to Oakland on September 22. The most recent team to threaten this mark was the Green Bay Packers, who won 25 consecutive regular season contests at Lambeau Field between 1995-98 before dropping a 37-24 decision to Minnesota on October 5, 1998.

AKIN AYODELE

Linebacker



HEIGHT: 6-2
WEIGHT: 245
BORN: 9/17/79
COLLEGE: Purdue '02
ACQUIRED: T, 2008 (Dall.)
NFL: Seventh Season
DOLPHINS: First Season

51

FINS FACT

One of Akin's proudest moments during his NFL career might have come off the field, when he participated in the NFL's Business and Management Entrepreneurial Program at the Harvard School of Business in the 2007 offseason. "It was a great experience," he says. "There's a lot of history at Harvard and just to be able to be there, attend those classes and see where some of the great minds of our society started out was amazing. For me, it was a chance to learn outside the football realm and establish myself outside of what I do on the football field." In fact, taking that class helped spawn two business ventures Akin is involved with in the Dallas area. One of them is Jerseyville Classic Sports Restaurant in Plano, Texas.

PRO CAREER

2007 Started 14 of the 16 games in which he played . . . Ranked fourth on the team with 95 tackles . . . Added two passes defended and three tackles on special teams . . . Key part of a defense that ranked ninth overall in the NFL (307.6 ypg) and sixth against the run (94.6 ypg) . . . Only two games he did not start were when Cowboys did not open in base defense . . . Posted a season-high 10 tackles in opener vs. N.Y. Giants (9/9) . . . Had nine stops apiece in games vs. New England (10/14) and at Detroit (12/9) . . . Started Divisional Playoff Game vs. N.Y. Giants (1/13/08) and recorded six tackles, a figure which tied for second on the team that day.

2006 In first season with Cowboys, started all 16 regular season games . . . Reached the 100-tackle mark for his fifth time in as many NFL seasons as he posted 106 total stops, a figure that ranked second on the squad, trailing only Bradie James' total of 132 . . . Added a sack, two interceptions, four passes defended and two fumble recoveries . . . Also collected seven tackles on special teams . . . In Cowboys debut, at Jacksonville (9/10), posted seven tackles on defense and two more on special teams . . . Lone sack of the year came at Carolina (10/29) . . . The following week at Washington (11/5), recovered a fumble on a Redskins field goal attempt that led to a Cowboys field goal . . . Intercepted a Matt Leinart pass the week afterwards at Arizona (11/12) after the Cardinals had made it to the Dallas 45 . . . The Cowboys converted the turnover into a touchdown on the next play from scrimmage, giving Dallas a 20-3 lead as they went on for a 27-10 win . . . Snared a

AYODELE QUICK HITS

CAREER TRANSACTIONS: Acquired by the Dolphins from Dallas, along with TE Anthony Fasano, on April 26, 2008 in exchange for a 2008 fourth-round draft choice (100th overall) . . . Originally was a third-round draft choice of Jacksonville (89th overall) in 2002 . . . Signed with the Cowboys as an unrestricted free agent on March 13, 2006.

PRO CAREER AT A GLANCE: Has been a model of durability throughout his NFL career, having played in all 96 league games, 76 of which have been starts. He moved into a full-time starting role by his second NFL season and did not relinquish it. In Akin's six previous NFL seasons, he has proven to be a playmaker, having amassed 9.5 sacks, five interceptions, nine forced fumbles and seven fumble recoveries, one of which he returned for a touchdown.

Bruce Gradkowski pass two weeks later in 38-10 Thanksgiving Day victory vs. Tampa Bay (11/23), one which also resulted in a Cowboys touchdown . . . Produced a season-high 12 tackles at N.Y. Giants (12/3) . . . Also had a fumble recovery at Atlanta (12/16) . . . Started First-Round Playoff Game at Seattle (1/6/07) and was second on the squad with eight tackles.

2005 Started 11 of the 16 games in which he appeared in his final season with the Jaguars . . . Produced 100 tackles, 2.5 sacks, a fumble recovery and four forced fumbles . . . Tackle total ranked third on the squad for a defense that was sixth overall in the NFL, as it allowed an average of only 290.9 yards per game . . . In season-opening 26-14 win over Seattle (9/11), recorded four tackles, a sack and a forced fumble . . . The sack and forced fumble occurred on the same play as the loose ball was recovered by teammate Mike Peterson . . . Had 12 tackles vs. Denver (10/2) . . . The following week vs. Cincinnati (10/9), had six tackles while also recovering a Carson Palmer fumble with 1:16 to play in the game, preserving the Jaguars' 23-20 victory . . . Secured 1.5 sacks and a forced fumble in 24-17 win at Arizona (11/27) . . . His full sack of Cardinals QB Kurt Warner came with 32 seconds remaining when Arizona was at the Jaguars' 36, and resulted in a fumble that was recovered by Rob Meier, preserving Jacksonville's victory . . . Produced a season-high 15 tackles vs. Indianapolis (12/11), a figure that equaled a career best . . . Saw action in First-Round Playoff Game at New England (1/7/06) in a reserve role and was credited with eight tackles.

2004 Started all 16 games . . . Collected 131 tackles, two sacks, a fumble recovery, two forced fumbles and four passes defended . . . Tackle total was second on the club . . . Key component of a Jaguars defense that ranked 11th overall in the NFL (320.9 ypg) . . . Had eight tackles and a forced fumble in opener at Buffalo (9/12) . . . Stripped the ball from Bills WR Eric Moulds in the fourth quarter after Buffalo had made it to the Jaguars' 13, as Donovan Darius recovered the loose ball with Jacksonville going on for a 13-10 win . . . The following week vs. Denver (9/19), recovered a Quentin Griffin fumble with 37 seconds to play after the Broncos had made it to the Jaguars' 23, preserving Jacksonville's 7-6 victory . . . Both sacks on the season occurred in contest vs. Kansas City (10/17), representing a career high . . . Also had a forced fumble in the Jaguars' 22-16 victory when he tied a career high with 15 tackles . . . Added 11 stops in 23-17 win over Detroit (11/14) as the Jaguars held the Lions to 190 yards of total offense . . . Blocked a Kris Brown 34-yard field goal attempt vs. Houston (12/26).

2003 Started all 16 games . . . Posted a career-high 150 total tackles, a sack, two interceptions, three fumble recoveries, a forced fumble and two passes defended . . . Added two stops on special teams . . . Part of a defensive unit that ranked sixth in the league in total defense (291.1 ypg) and second against the run (87.9 ypg) . . . Tackle total was second on the squad . . . His three opponents' fumble recoveries tied for third in the AFC . . . Accounted for double-digit tackle totals on seven occasions, including a high of 14 in games vs. Indianapolis (11/9) and at New England (12/14) . . . Lone sack of the year came in opener at Carolina (9/7) when he led the team with 11 tackles . . . Also in that game, intercepted a Jake Delhomme pass in the fourth quarter after the Panthers had made it to the Jaguars' 46 . . . Recovered a Ricky Williams fumble in game vs. Miami (10/12) . . . At Baltimore (11/2), scooped up a Kyle Boller fumble and raced 15 yards for a touchdown . . . Picked off a Michael Vick pass in finale at Atlanta (12/28).

2002 Started three of the 16 games in which he played as a rookie . . . Compiled 108 tackles, three sacks, an interception, two forced fumbles and a pair of passes defended . . . Tackle total ranked fourth on the team while his sack figure was fifth . . . Also tied for second on the squad with 13 special teams tackles for a unit that ranked second in the league as it allowed an average of just 19.5 yards per kickoff return . . . First start of NFL career came in a week two contest at Kansas City (9/15) as he responded with seven tackles . . . That game marked the first of three starts over a four-week span . . . Initial sack of NFL career occurred at N.Y. Giants (11/3) when he tackled Kerry Collins for a 1-yard loss . . . That was one of a team- and career-high 15 tackles that day . . . Also in that game, forced a Ron Dayne fumble which was recovered by John Henderson at the Jaguars' 33 and led to a Jacksonville touchdown 15 plays later . . . Two weeks later at Houston (11/17), added a 5-yard sack of David Carr . . . The week afterwards at Dallas (11/24), forced a Troy Hambrick fumble which was recovered by Ainsley Battles . . . Had perhaps the most productive game of his rookie season vs. Cleveland (12/8) . . . Notched 10 tackles, including an 8-yard sack of Tim Couch . . . Also accounted for his first career interception as he picked off a Couch pass and returned it a career-long 22 yards, setting up a Jaguars field goal.

COLLEGE

Was a three-year starter at Purdue (1999-2001) after transferring from Coffeyville (Kan.) Community College, where he spent his freshman season . . . As a defensive end for the Boilermakers, he posted 194 tackles, 29 sacks, 54 stops for loss, five fumble recoveries and four forced fumbles, as he started all 35 games in which he played . . . Played in a bowl game all three years at Purdue . . . Was a first-team All-Big Ten selection as a senior when he tallied 64 tackles, nine sacks and a career-high 20 stops for loss . . . Was a second-team all-conference pick as both a sophomore and junior . . . Tallied a career-high 11 sacks as a sophomore . . . Graduated with a double major in sports psychology and law & society as well as a minor in business.

PERSONAL

Attended MacArthur High School in Irving, Texas . . . Earned all-district accolades as a senior when he played linebacker and tight end . . . First name, Akinola, is an African word that means "a warrior who has gone through many wars and has never been defeated" . . . Has been active in community endeavors throughout his NFL career . . . In fact, was the Jaguars' Walter Payton Man of the Year nominee in 2003, and also was the NFL Extra Effort Award winner for the month of November that same year . . . Won the Blue Cross/Blue Shield Community Champion of the Year, and \$2,500 was donated to the Muscular Dystrophy Association on his behalf . . . Has made regular visits to hospitals and schools . . . In Dallas, took part in several events through the Salvation Army, which provided food and gifts for those in need . . . Annually presents a \$5,000 scholarship to a deserving college-bound student from his high school alma mater in memory of his best friend, Michael Tilton, who was killed in a car accident during their senior year of high school . . . As a high school student in Irving, Texas, worked at Texas Stadium on gamedays . . . Younger brother, Remi, played nose tackle at the University of Oklahoma from 2004-05 and is currently with the Cowboys . . . Youngest brother, Harold, currently plays football at Tennessee State, while his sister, Jessica, plays volleyball at the University of Louisiana-Monroe . . . During the 2007 offseason, participated in the NFL Business Management and Entrepreneurial Program at the Harvard School of Business . . . Full name is Akinola James Ayodele, born September 17, 1979 in Dallas, Texas.

AKIN AYODELE'S NFL REGULAR SEASON STATISTICS

YEAR TEAM	GP	GS	TACKLES					INTERCEPTIONS					FUMBLES		
			TOT	SOLO	ASST	SK	YDS	NO	YDS	LG	TD	PD	FF	FR	YDS
2002 Jacksonville	16	3	108	51	57	3.0	14.0	1	22	22	0	2	2	0	0
2003 Jacksonville	16	16	150	97	53	1.0	3.0	2	15	13	0	2	1	3	15
2004 Jacksonville	16	16	131	82	49	2.0	16.0	0	0	-	0	4	2	1	0
2005 Jacksonville	16	11	100	62	38	2.5	14.0	0	0	-	0	0	4	1	0
2006 Dallas	16	16	106	56	50	1.0	14.0	2	2	2	0	4	0	2	2
2007 Dallas	16	14	95	51	44	0.0	0.0	0	0	-	0	2	0	0	0
NFL TOTALS	96	76	690	399	291	9.5	61.0	5	39	22	0	14	9	7	17

AKIN AYODELE'S NFL PLAYOFF STATISTICS

YEAR TEAM	GP	GS	TACKLES					INTERCEPTIONS					FUMBLES		
			TOT	SOLO	ASST	SK	YDS	NO	YDS	LG	TD	PD	FF	FR	YDS
2005 Jacksonville	1	0	8	6	2	0.0	0.0	0	0	-	0	0	0	0	0
2006 Dallas	1	1	8	7	1	0.0	0.0	0	0	-	0	0	0	0	0
2007 Dallas	1	1	6	3	3	0.0	0.0	0	0	-	0	0	0	0	0
PLAYOFF TOTALS	3	2	22	16	6	0.0	0.0	0	0	-	0	0	0	0	0

ADDITIONAL STATS

Defensive Touchdowns: 1 fumble return (15 yards) in 2003

Special Teams Tackles: 13 in 2002, 2 in 2003, 7 in 2006, 3 in 2007 for total of 25


Blocked Kicks: 1 FG in 2004

SINGLE-GAME HIGHS

Most Sacks: 2.0 vs. Kansas City, 10/17/04
1.5 at Arizona, 11/27/05

JOHN BECK

Quarterback



HEIGHT: 6-2

WEIGHT: 215

BORN: 8/21/81

COLLEGE: Brigham Young '07

ACQUIRED: D2a, 2007

NFL: Second Season

DOLPHINS: Second Season

9



FINS FACT

While John got a great deal of satisfaction serving a church mission in Lisbon, Portugal, there also were many obstacles that he faced while there. He was only able to call home twice a year – on Mother's Day and Christmas Day.

PRO CAREER

2007 Played in five games as a rookie, starting four of them . . . Was designated as the third quarterback for five contests, dressed but did not see action in six others . . . On the year, completed 60 of 107 passes for 559 yards with one TD and three INTs . . . First action of NFL career came in a starting role at Philadelphia (11/18), when he was 9 of 22 for 109 yards with one TD and an INT . . . Became the sixth rookie in Dolphins history to start a game at quarterback, joining Rick Norton (vs. Jets, 9/9/66), John Stofa (vs. Houston, 12/18/66), Bob Griese (vs. Kansas City, 9/24/67), David Woodley (vs. New Orleans, 9/28/80) and Dan Marino (vs. Buffalo, 10/9/83) . . . Started game at Buffalo (12/9), but was replaced by Cleo Lemon after three series . . . Dressed but did not play in each of the next two contests before seeing action in a reserve role in finale vs. Cincinnati (12/30) when he was 13 of 21 for 135 yards with one TD and no INTs . . . First NFL touchdown pass came on a 22-yard strike to Derek Hagan in the fourth quarter of the Bengals contest . . . Followed that up with a completion to Hagan for a two-point conversion . . . Earlier in the quarter, Beck scored on a 2-yard run for his first pro touchdown . . . In the preseason, which included a start in the finale at New Orleans (8/30), was 27 of 48 for 300 yards with two TDs and two INTs.

BECK QUICK HITS

CAREER TRANSACTIONS: Was the first of two second-round draft choices (40th overall) of the Dolphins in 2007 . . . Was the fourth quarterback taken in the 2007 draft, marking the highest slot the team had taken a quarterback since they tabbed Dan Marino in the first round in 1983.

PRO CAREER AT A GLANCE: John started four games as a rookie in 2007, becoming the sixth rookie in team history to do so and the first since Dan Marino in 1983.

COLLEGE

Was a four-year letterman (2003-06) at BYU where he started his final three seasons . . . In his career, started 38 of the 43 games in which he appeared and completed 885 of 1,418 passes (62.4%) for 11,021 yards with 79 TDs and 34 INTs . . . Also ran for nine touchdowns . . . Ranks second in Cougar history for completions, attempts and yards, trailing only Ty Detmer (1988-91) in all three categories . . . Is third in touchdown passes, trailing only Detmer (121) and Jim McMahon (84 from 1978-81) . . . Had his most productive season as a senior when he started all 12 games in which he played, missing just one game . . . BYU posted a record of 11-2 on the year and was Mountain West Conference champions . . . On the year, hit on 289 of 417 passes (69.3%)

for 3,885 yards with 32 touchdowns and eight interceptions . . . Put together six 300-yard passing games on the year . . . Ranked second in the nation with a passer efficiency rating of 169.1 . . . Was the MWC Offensive Player of the Year . . . Was a finalist for the Johnny Unitas Golden Arm Award and a semifinalist for the Davey O'Brien Award . . . Had seven 300-yard passing performances as a junior when he completed 64.5 percent of his passes (331 of 513) for 3,709 yards with 27 TDs and 13 INTs . . . Was a first-team All-MWC selection . . . Played in eight games with four starts as a true freshman in 2003, becoming only the second true freshman to start a game at quarterback for BYU, joining Marc Wilson (1977) . . . Earned degree in communications.

PERSONAL

Married (Barbara) with a son, Ty . . . Attended Mountain View High School in Mesa, Ariz., where he led the school to a state championship as a senior when he was named the Arizona High School Player of the Year . . . Also earned Outstanding Male Scholar Athlete honors . . . In his prep career, guided the school to a record of 25-2, covering his junior and senior seasons . . . Also lettered twice in baseball as a pitcher and infielder . . . Served a church mission in Lisbon, Portugal (2000-02) immediately following high school . . . Communicates fluently in Portugese . . . Started playing football at the age of eight . . . Was a high school teammate of Ravens TE Todd Heap . . . Father, Wendell, participated in track & field at BYU . . . Hobbies include hunting and fishing . . . Is an avid fan of football and its history . . . Lists "Rudy" as favorite movie and Deion Sanders as favorite professional athlete . . . Is an Eagle scout . . . Has participated in several philanthropic endeavors since joining the Dolphins, including those for kids and veterans . . . Also has taken part in the Junior Anglers Fishing Clinic in which he has taught kids from the Boys & Girls Clubs of Broward County how to fish . . . Has participated in the Redbone Fishing Tournaments, which raises money to help find a cure for cystic fibrosis . . . Full name is John Dalton Beck, born August 21, 1981 in Hayward, Calif.

JOHN BECK'S NFL REGULAR SEASON PASSING STATISTICS

YEAR	TEAM	GP	GS	ATT.	CMP.	PCT.	YDS		TD	INT.	LG	SK	YDS	
							YDS	ATT.					LST	RATE
2007	Miami	5	4	107	60	56.1	559	5.22	1	3	22t	10	69	62.0

Career Record As A Starter: 0-4

JOHN BECK'S NFL REGULAR SEASON RUSHING STATISTICS

YEAR		NO.	YDS.	AVG.	LG	TD
2007	Miami	9	12	1.3	8	1

ADDITIONAL STATS

Two-Point Conversion Passes: 1 in 2007

2007 GAME-BY-GAME STATISTICS

PASSING													RUSHING					
DATE	OPPONENT	P/S	ATT	CMP	YDS	PCT	TD	INT	LG	TKLD	ATT	YDS	LG	TD	W/L	SCORE		
9/9	at Washington		THIRD QUARTERBACK														L	3-16*
9/16	DALLAS		THIRD QUARTERBACK														L	20-37
9/23	at N.Y. Jets		THIRD QUARTERBACK														L	28-31
9/30	OAKLAND		THIRD QUARTERBACK														L	17-35
10/7	at Houston		THIRD QUARTERBACK														L	19-22
10/14	at Cleveland		DID NOT PLAY														L	31-41
10/21	NEW ENGLAND		DID NOT PLAY														L	28-49
10/28	N.Y. GIANTS		DID NOT PLAY														L	10-13
11/11	BUFFALO		DID NOT PLAY														L	10-13
11/18	at Philadelphia	S	22	9	109	40.9	0	0	22	0/0	2	3	3	0	L	7-17		
11/26	at Pittsburgh	S	23	14	132	60.9	0	0	21	4/22	1	8	8	0	L	0-3		
12/2	N. Y. JETS	S	39	23	177	59.0	0	3	22	3/27	3	3	2	0	L	13-40		
12/9	at Buffalo	S	2	1	6	50.0	0	0	6	3/20	1	-4	-4	0	L	17-38		
12/16	BALTIMORE		DID NOT PLAY														W	22-16*
12/23	at New England		DID NOT PLAY														L	7-28
12/30	CINCINNATI	P	21	13	135	61.9	1	0	22t	0/0	2	2	2t	1	L	25-38		
2007	TOTALS	5-4	107	60	559	56.1	1	3	22t	10/69	9	12	8	1	1-15			

* - Overtime


JOHN BECK'S PASSING BREAKDOWN

	2007								CAREER							
	G	ATT	CMP	YDS	PCT	TD	INT	LG	G	ATT	CMP	YDS	PCT	TD	INT	LG
Buffalo	1	2	1	6	50.0	0	0	6	1	2	1	6	50.0	0	0	6
Miami	-	-	-	-	-	-	-	-	-	-	-	-	-	-	-	-
New England	-	-	-	-	-	-	-	-	-	-	-	-	-	-	-	-
N.Y. Jets	1	39	23	177	59.0	0	3	22	1	39	23	177	59.0	0	3	22
AFC East	2	41	24	183	58.5	0	3	22	2	41	24	183	58.5	0	3	22
Baltimore	-	-	-	-	-	-	-	-	-	-	-	-	-	-	-	-
Cincinnati	1	21	13	135	61.9	1	0	22	1	21	13	135	61.9	1	0	22
Cleveland	-	-	-	-	-	-	-	-	-	-	-	-	-	-	-	-
Pittsburgh	1	23	14	132	60.9	0	0	21	1	23	14	132	60.9	0	0	21
AFC North	2	44	27	267	61.4	1	0	22	2	44	27	267	61.4	1	0	22
Houston	-	-	-	-	-	-	-	-	-	-	-	-	-	-	-	-
Indianapolis	-	-	-	-	-	-	-	-	-	-	-	-	-	-	-	-
Jacksonville	-	-	-	-	-	-	-	-	-	-	-	-	-	-	-	-
Tennessee	-	-	-	-	-	-	-	-	-	-	-	-	-	-	-	-
AFC South	-	-	-	-	-	-	-	-	-	-	-	-	-	-	-	-
Denver	-	-	-	-	-	-	-	-	-	-	-	-	-	-	-	-
Kansas City	-	-	-	-	-	-	-	-	-	-	-	-	-	-	-	-
Oakland	-	-	-	-	-	-	-	-	-	-	-	-	-	-	-	-
San Diego	-	-	-	-	-	-	-	-	-	-	-	-	-	-	-	-
AFC West	-	-	-	-	-	-	-	-	-	-	-	-	-	-	-	-
AFC Total	4	85	51	450	60.0	1	3	22	4	85	51	450	60.0	1	3	22
Dallas	-	-	-	-	-	-	-	-	-	-	-	-	-	-	-	-
N.Y. Giants	-	-	-	-	-	-	-	-	-	-	-	-	-	-	-	-
Philadelphia	1	22	9	109	40.9	0	0	22	1	22	9	109	40.9	0	0	22
Washington	-	-	-	-	-	-	-	-	-	-	-	-	-	-	-	-
NFC East	1	22	9	109	40.9	0	0	22	1	22	9	109	40.9	0	0	22
Chicago	-	-	-	-	-	-	-	-	-	-	-	-	-	-	-	-
Detroit	-	-	-	-	-	-	-	-	1	0	0	0	-	0	0	-
Green Bay	-	-	-	-	-	-	-	-	-	-	-	-	-	-	-	-
Minnesota	-	-	-	-	-	-	-	-	-	-	-	-	-	-	-	-
NFC North	-	-	-	-	-	-	-	-	1	0	0	0	-	0	0	-
Atlanta	-	-	-	-	-	-	-	-	-	-	-	-	-	-	-	-
Carolina	-	-	-	-	-	-	-	-	-	-	-	-	-	-	-	-
New Orleans	-	-	-	-	-	-	-	-	-	-	-	-	-	-	-	-
Tampa Bay	-	-	-	-	-	-	-	-	-	-	-	-	-	-	-	-
NFC South	-	-	-	-	-	-	-	-	-	-	-	-	-	-	-	-
Arizona	-	-	-	-	-	-	-	-	-	-	-	-	-	-	-	-
St. Louis	-	-	-	-	-	-	-	-	-	-	-	-	-	-	-	-
San Francisco	-	-	-	-	-	-	-	-	-	-	-	-	-	-	-	-
Seattle	-	-	-	-	-	-	-	-	-	-	-	-	-	-	-	-
NFC West	-	-	-	-	-	-	-	-	-	-	-	-	-	-	-	-
NFC Total	1	22	9	109	40.9	0	0	22	1	22	9	109	40.9	0	0	22
Home	2	60	36	312	60.0	1	3	22	2	60	36	312	60.0	1	3	22
Road	3	47	24	247	51.1	0	0	22	3	47	24	247	51.1	0	0	22
1st Down	5	35	25	185	71.4	0	1	18	5	35	25	185	71.4	0	1	18
2nd Down	5	38	19	207	50.0	1	0	22	5	38	19	207	50.0	1	0	22
3rd Down	5	33	15	163	45.5	0	2	22	5	33	15	163	45.5	0	2	22
4th Down	5	1	1	4	100.0	0	0	4	5	1	1	4	100.0	0	0	4
1st Half	5	41	20	210	48.8	0	2	22	5	41	20	210	48.8	0	2	22
2nd Half/OT	5	66	40	349	60.6	1	1	22	5	66	40	349	60.6	1	1	22
Grass	4	105	59	553	56.2	1	3	22	4	105	59	553	56.2	1	3	22
Turf	1	2	1	6	50.0	0	0	6	1	2	1	6	50.0	0	0	6
Aug./Sept.	-	-	-	-	-	-	-	-	-	-	-	-	-	-	-	-
October	-	-	-	-	-	-	-	-	-	-	-	-	-	-	-	-
November	2	45	23	241	51.1	0	0	22	2	45	23	241	51.1	0	0	22
December	3	62	37	318	60.0	1	3	22	3	62	37	318	60.0	1	3	22
Games 1-8	-	-	-	-	-	-	-	-	-	-	-	-	-	-	-	-
Games 9-16	5	107	60	559	56.1	1	3	22	5	107	60	559	56.1	1	3	22
Wins	-	-	-	-	-	-	-	-	-	-	-	-	-	-	-	-
Losses	5	107	60	559	56.1	1	3	22	5	107	60	559	56.1	1	3	22
Ties	-	-	-	-	-	-	-	-	-	-	-	-	-	-	-	-

YEREMIAH BELL

Safety

37



HEIGHT: 6-0

WEIGHT: 205

BORN: 3/3/78

COLLEGE: Eastern Kentucky '03

ACQUIRED: D6c, 2003

NFL: Fifth Season

DOLPHINS: Fifth Season



FINS FACT

After graduating from high school, Jeremiah went to work at a Kentucky steel mill, where he earned \$8 an hour bending liner pieces that are put in tunnels. "I actually liked it," Bell said. "The hardest thing was stacking them. The heaviest pieces were like 75 pounds." At age 20, after two years working in the mill, Bell decided to walk-on at Eastern Kentucky, where he eventually earned a full scholarship.

PRO CAREER

2007 Started the season opener at Washington (9/9) . . . Registered five tackles before sustaining a ruptured left Achilles' tendon, which ended his season . . . Was placed on injured reserve on September 11 . . .

SACK TOTAL AMONG DOLPHINS

DEFENSIVE BACKS: In his career, Bell has accounted for five sacks, the third-highest figure by a Dolphins defensive back, just one behind Liffort Hobley for the top spot:

BELL QUICK HITS

CAREER TRANSACTIONS: Was the third of three sixth-round draft choices by the Dolphins in 2003, with a compensatory pick from the NFL as a result of net free agent losses from 2002.

PRO CAREER AT A GLANCE: Has started 12 of the 46 games in which he has appeared during his career. His five career sacks are third all-time among Dolphins defensive backs and one shy of the record of six, held by Liffort Hobley.

MOST CAREER SACKS BY A DOLPHINS DEFENSIVE BACK

PLAYER	POS.	YEARS	NO.
1. Liffort Hobley	S	1987-93	6.0
2. Jerry Wilson	CB	1996-00	5.5
3. YEREMIAH BELL	S	2004-07	5.0
4. Glenn Blackwood	S	1979-87	4.0
Calvin Jackson	CB/S	1994-99	4.0

2006 Played in all 16 games, including 11 starts . . . The first two starts came as part of a five- or six-DB alignment while the final nine were at strong safety . . . Finished fifth on the team and second among defensive backs with 65 tackles . . . Added two sacks, a team-high 12 passes defended, two fumble recoveries and a pair of forced fumbles . . . Also contributed five tackles and a forced fumble on special teams . . . Registered a sack vs. Buffalo (9/17) . . . Forced a fumble on punt coverage at New England (10/8) . . . Initial start of NFL career came at N.Y. Jets (10/15) as the Dolphins opened with six DBs . . . Two games later, opened at strong safety in the Dolphins' 31-13 win at Chicago (11/5) . . . In that game, recorded five tackles, two passes defended and a forced fumble . . . On the first series of the second half, stripped the ball from

Justin Gage following a 17-yard reception, with the loose ball being recovered by André Goodman, who returned it 33 yards to the Bears' 12, setting up a 6-yard TD pass from Joey Harrington to Wes Welker three plays later . . . Posted nine stops and a season-best three passes defended the week afterwards in a 13-10 win over Kansas City (11/12), as the Dolphins held the Chiefs to 185 net passing yards . . . Recorded a career-high 12 tackles the following week in 24-20 win over Minnesota (11/19) . . . Also knocked down a pass and recovered a fumble in the contest . . . Fumble recovery occurred when he pounced on a Chester Taylor fumble at the Dolphins' 30 in the fourth quarter . . . In a 21-0 win over New England (12/10), posted a team-high nine tackles, including a sack, forced fumble and fumble recovery, all on the same play . . . It occurred in the fourth quarter, and he recovered the fumble at the Dolphins' 39, leading to a 3-yard TD run by Sammy Morris eight plays later in the Dolphins' 21-0 win.

2005 Played in all 16 games in a reserve role . . . On defense, where he played primarily in dime packages, registered 21 tackles, three sacks, an interception, four passes defended, a fumble recovery and a forced fumble . . . Finished second on the squad with 14 stops on special teams, where he also recovered a fumble . . . First sack of NFL career occurred at Tampa Bay (10/16), when he dropped Bucs QB Chris Simms for a four-yard loss . . . Initial interception of NFL career came vs. New England (11/13) when he picked off a Tom Brady pass in the fourth quarter, leading to a Dolphins touchdown six plays later . . . Recorded a season-high five tackles in win at San Diego (12/11), when he also made what was perhaps his biggest play of the year . . . With the Dolphins holding a 20-14 lead over the Chargers with just more than two minutes to play, stripped the ball from Drew Brees with San Diego at their own 36 . . . Kevin Carter recovered the loose ball, leading to a Dolphins field goal seven plays afterward, which proved to be the margin of victory in the 23-21 decision . . . Was credited with a fumble recovery on an errant snap from field goal formation vs. N.Y. Jets (12/18) . . . Also knocked down a Brooks Bollinger pass attempt on fourth-and-five from the Dolphins' 14 with less than a minute to play, preserving Miami's 24-20 victory . . . Had a season-high three special teams tackles vs. Kansas City (10/21) and vs. N.Y. Jets (12/18) . . . Recovered an Allen Rossum fumbled punt vs. Atlanta (11/6), resulting in a Dolphins field goal four plays afterward . . . Downed a Donnie Jones punt at the Raiders' 2 at Oakland (11/27) . . .

SACK TOTAL AMONG DOLPHINS DEFENSIVE BACKS: Bell's three sacks in 2005 not only ranked fifth on the team in 2005, but it tied for the most ever in a season among Dolphins defensive backs, along with Liffort Hobley (1990) and Jerry Wilson (1999) . . . In addition, along with Reggie Howard (2), Lance Schulters (2) and Tebucky Jones (2), it was the first time in team history that four defensive backs each registered a minimum of two sacks in a season:

MOST SACKS BY A DOLPHINS DEFENSIVE BACK IN A SEASON

PLAYER	YEAR	NO.	PLAYER	YEAR	NO.
1. YEREMIAH BELL	2005	3.0	Reggie Howard	2005	2.0
Liffort Hobley	1990	3.0	Lance Schulters	2005	2.0
Jerry Wilson	1999	3.0	Tebucky Jones	2005	2.0
4. YEREMIAH BELL	2006	2.0	Nine other players		2.0

2004 Played in 13 games, all in a reserve role . . . Collected five tackles and a pass defended on defense, and five more tackles on special teams . . . Made his NFL debut in opener vs. Tennessee (9/11) . . . Sustained a right distal fibula fracture in game at Denver (12/12) and was placed on injured reserve the following day . . . Underwent surgery to stabilize the fracture on December 15 . . . In preseason, ranked second on the squad with 22 tackles.

2003 Was waived on August 31 and signed to the practice squad a day later . . . Spent the first four games of the season there before being placed on the practice squad/injured list with a right foot injury on October 7.

COLLEGE

Was a three-year letterman (1999-2001) at Eastern Kentucky . . . Missed his senior season of 2002 after sustaining a knee injury in a pickup basketball game prior to the season . . . In his three-year career, appeared in 32 games . . . Amassed 258 tackles, nine interceptions (including one for a touchdown), four fumble recoveries, seven forced fumbles, 31 passes defended and three blocked kicks . . . Started ten games as a junior in 2001 . . . Led team with 86 tackles (61 solo) and six interceptions . . . Added three tackles for loss, one sack, 15 passes defended, a

fumble recovery and two forced fumbles . . . Also blocked two kicks and returned a punt for 24 yards . . . Earned recognition as a first-team Division I-AA All-American by the Associated Press and the American Football Coaches Association. . . Was a finalist for the Buck Buchanan Award, signifying I-AA football's top defensive player . . . Also was named first-team All-Ohio Valley Conference, OVC Defensive Player of the Year and made the ECU Winners Club on both defense and special teams . . . He was selected player of the year among defensive backs and chosen ECU's Most Valuable Player on defense . . . Led team as a sophomore with 110 tackles (63 solo) and added two interceptions and a fumble recovery . . . Was selected by the ECU coaching staff as the school's Defensive MVP . . . Won the 1999 ECU team award for Defensive Back of the Year as a freshman . . . Majored in physical education.

PERSONAL

Single . . . Has a daughter, Yamia, and a son, Brayden . . . Graduated from George Rogers Clark High School in Winchester, Ky . . . Also lettered in basketball . . . Has participated in the Dolphins' annual turkey giveaway . . . In 2007, was part of a defensive backfield that participated in the "All-Community Team" in which they donated a block of tickets for every home game to various high school students athletes . . . Also has done events in conjunction with local elementary schools . . . Growing up, the Chicago Bulls were his favorite sports team and Michael Jordan was his favorite athlete . . . Lists "Remember the Titans" as favorite movie, "My Wife and Kids" as favorite television show and DMX as favorite recording artist . . . Full name is Jeremiah Neavius Bell, born March 3, 1978 in Winchester, Ky.

YEREMIAH BELL'S NFL REGULAR SEASON STATISTICS

YEAR TEAM	GP GS	TACKLES					INTERCEPTIONS					FUMBLES		
		TOT	SOLO	ASST	SK	YDS	NO	YDS	LG	TD	PD	FF	FR	YDS
2004 Miami	13 0	5	4	1	0.0	0.0	0	0	—	0	1	0	0	0
2005 Miami	16 0	21	13	8	3.0	53.0	1	0	0	0	4	1	1	0
2006 Miami	16 11	65	41	24	2.0	12.0	0	0	—	0	12	2	2	0
2007 Miami	1 1	5	4	1	0.0	0.0	0	0	—	0	0	0	0	0
NFL TOTALS	46 12	96	62	34	5.0	65.0	1	0	0	0	17	3	3	0

ADDITIONAL STATS

Special Teams Tackles: 5 in 2004, 14 in 2005, 7 in 2006 for a total of 26
Special Teams Fumble Recoveries: 1 for 12 yards in 2005
Special Teams Forced Fumbles: 1 in 2006


FEELS LIKE THE FIRST TIME

When the Dolphins visit the Arizona Cardinals on September 14, 2008, it will mark Miami's first-ever regular season appearance at Glendale's University of Phoenix Stadium. Following that game, Lucas Oil Stadium in Indianapolis – which debuts in 2008 – will be the only current NFL venue in which the Dolphins have not played a regular season game. In fact, since 2000 the Dolphins have made their regular season debut in an NFL stadium 12 times and they are 2-9 in the previous 11.

DATE	OPPONENT	VENUE	RESULT	ATTEND.
Oct. 13, 2000	Denver	INVESCO Field at Mile High	W, 24-22	75,941
Dec. 29, 2002	New England	Gillette Stadium	L, 24-27 (OT)	68,436
Sept. 19, 2004	Cincinnati	Paul Brown Stadium	L, 13-16	65,705
Nov. 21, 2004	Seattle	Qwest Field	L, 17-24	66,644
Jan. 2, 2005	Baltimore	M&T Bank Stadium	L, 23-30	69,843
Oct. 16, 2005	Tampa Bay	Raymond James Stadium	L, 13-27	65,168
Nov. 20, 2005	Cleveland	Cleveland Browns Stadium	L, 0-22	72,773
Sept. 7, 2006	Pittsburgh	Heinz Field	L, 17-28	64,927
Oct. 1, 2006	Houston	Reliant Stadium	L, 15-17	70,071
Nov. 23, 2006	Detroit	Ford Field	W, 27-10	61,562
Nov. 18, 2007	Philadelphia	Lincoln Financial Field	L, 7-17	68,934

RONNIE BROWN

Running Back



HEIGHT: 6-0
WEIGHT: 230
BORN: 12/12/81
COLLEGE: Auburn '05
ACQUIRED: D1, 2005
NFL: Fourth Season
DOLPHINS: Fourth Season

23



FINS FACT

When he went to Auburn, Ronnie wanted to wear uniform No. 20, after his favorite athlete, Barry Sanders. However, that number was being worn by Tigers punter Damon Duval, who did not want to give up the number. He then chose the next closest number, 23, also because it was worn by another professional athlete he admired – Michael Jordan.

PRO CAREER

2007 Was experiencing a stellar season before sustaining a torn anterior cruciate ligament in his right knee in a week seven game vs. New England (10/21) . . . Prior to the injury, had started all seven contests and rushed for 602 yards and four touchdowns on 119 attempts (5.1 avg.), and caught 39 passes for 556 yards and a TD . . . Still led the team in rushing and finished second on the club in receptions . . . At the time of his injury, his rushing total was second in the AFC and fourth in the NFL, while his 991 total yards from scrimmage led the NFL . . . Also topped all NFL running backs in both receptions and receiving yardage . . . Finished the season 17th in the AFC in rushing, while his 5.1-yard average per carry was third-best among conference's top 30 rushers . . . In addition, became the first Dolphin to post a 4.0-yard average per rush attempt or better in three straight seasons (min. 100 carries) since Tony Nathan did it from 1983-85 . . . Sustained his season-ending injury on an interception return by the Patriots' Randall Gay on the first series of the second half . . .

100-YARD RUSHING GAMES: In just seven appearances in 2007, Brown accounted for four 100-yard rushing games, giving him 10 in three seasons . . . His total of four in 2007 is tied for the fourth-highest single-season figure in club history and the second straight year in which he attained this total, while his 10 career 100-yard games is tied with Mercury Morris for third all-time in Dolphins history, trailing Larry Csonka by five games (15) for second . . . In addition, Brown amassed an average per rush attempt of 5.0 or better in three of his four 100-yard games in 2007 and now has done so in eight of the 10 for which he has accounted in his career:

BROWN QUICK HITS

CAREER TRANSACTIONS: First-round draft choice (2nd overall, 1st running back) of the Dolphins in 2005.

PRO CAREER AT A GLANCE: In three seasons has proven dangerous, not only as a runner, but also as receiver out of the backfield. In 35 career games, Ronnie has racked up 2,517 yards rushing and 13 touchdowns on 567 attempts. His rushing total ranks 9th all-time in team history, as he is just 483 yards shy of becoming the seventh player in franchise history to reach the 3,000-yard rushing plateau. His 10 career 100-yard rushing games is tied for the third-highest figure in club annals. In addition, he has totaled 104 receptions for 897 yards and a pair of scores entering 2008.

MOST 100-YARD RUSHING GAMES BY A DOLPHIN

SEASON

PLAYER	YEAR	NO.
1. Ricky Williams	2002	10
2. Ricky Williams	2003	7
3. Delvin Williams	1978	5
4. RONNIE BROWN	2006	4
RONNIE BROWN	2007	4
Larry Csonka	1972	4
Karim Abdul-Jabbar	1996	4
Lamar Smith	2000	4

CAREER

PLAYER	YEARS	NO.
1. Ricky Williams	2002-03, '05, '07	19
2. Larry Csonka	1968-74, 79	15
3. RONNIE BROWN	2005-07	10
Mercury Morris	1969-75	10
4. Karim Abdul-Jabbar	1996-99	9
5. Benny Malone	1974-78	8

All of Brown's 100-yard games in 2007 occurred consecutively, from games 3-6 . . . Over this four-game stretch, he averaged 115.3 yards per contest, including a high of 134 yards on September 30 against Oakland . . . This streak is the second-longest in Dolphins history, trailing only the five in a row put forth by Ricky Williams in 2002:

MOST CONSECUTIVE 100-YARD RUSHING GAMES IN DOLPHINS HISTORY

PLAYER	NO.	GAMES, YEAR	AVG./ GAME	AVG./ ATT.	TD
1. Ricky Williams	5	10-14, 2002	158.0	5.6	8
2. RONNIE BROWN	4	3-6, 2007	115.3	5.8	4
3. Ricky Williams	3	1-3, 2002	131.3	5.8	3
Ricky Williams	3	10-12, 2003	105.3	3.5	2

TOTAL YARDS FROM SCRIMMAGE: Brown averaged 141.6 total yards from scrimmage in the seven games that he played in 2007 . . . This included back-to-back games with more than 200 yards, consisting of a high of 211 yards at the N.Y. Jets on September 23 and 207 the following week against Oakland on September 30 . . . These figures rank fifth and sixth, respectively, among Dolphins running backs for total yards from scrimmage in a game . . .

MOST TOTAL YARDS FROM SCRIMMAGE BY A DOLPHINS RUNNING BACK - GAME

PLAYER	OPP., DATE	RUSH	REC.	TOTAL
1. Troy Stradford	vs. Dall, 11/22/87	169	83	252
2. Ricky Williams	at Buff., 12/1/02	228	7	235
3. Lamar Smith	vs. Ind., 12/30/00*	209	18	227
4. Ricky Williams	vs. Chi., 12/9/02	216	0	216
5. RONNIE BROWN	AT JETS, 9/23/07	112	99	211
6. RONNIE BROWN	VS. OAK., 9/30/07	134	73	207

*Denotes playoff game

Brown's two-game total of 418 yards from scrimmage is the second-highest two-game total in club history . . . He became just the third Dolphin to amass two career games with 200 or more total yards from scrimmage, joining Ricky Williams and Mark Duper, and the second to do it consecutively, joining Williams, who accomplished the feat in games 12-13 of 2002:

HIGHEST TWO-GAME TOTALS FOR TOTAL YARDS FROM SCRIMMAGE IN DOLPHINS HISTORY

PLAYER	GAMES, YEAR	TOTAL
1. Ricky Williams	12-13, 2002	444
2. RONNIE BROWN	3-4, 2007	418
3. Ricky Williams	11-12, 2002	386

2007 GAME HIGHLIGHTS: After being held to 65 yards rushing on 22 attempts over the first two weeks of the season, exploded for 112 yards and two TDs on 23 attempts and six receptions for 99 yards and a TD in week three contest at N.Y. Jets (9/23) . . . In addition to his three touchdowns, scored on a run for a two-point conversion, the first of his NFL career . . . He fell one yard shy of becoming the first Dolphin to post 100 yards rushing and receiving in the same game . . . It marked his third straight 100-yard rushing game against the Jets, joining

Mercury Morris and Ricky Williams as the only Dolphins to have three straight such games against a single opponent . . . Morris did it against New England, over the second matchup of 1972 and both 1973 contests, while Williams accomplished the feat against Buffalo, covering the second meeting of 2002 and both 2003 contests . . . His 99 receiving yards not only set a career high, but also was the most by a Dolphins running back since Terry Kirby accumulated 148 yards (9 rec.) on December 19, 1993 against Buffalo . . . In addition to a 22-yard TD catch, had a career-long 43-yard reception in the contest, both from Trent Green . . . It was the second time in his career that he tallied two rushing TDs in a game, while his three total touchdowns marked a career best and was the most by a Dolphin since November 27, 2003 when Chris Chambers had three receiving scores . . . Brown became the first Dolphins running back to have three total touchdowns in a game since Karim Abdul-Jabbar did it on November 23, 1997 against the Jets (all rushing) . . . The following week vs. Oakland (9/30), Brown ran for a season-high 134 yards and a TD on 15 attempts and caught six passes for 73 yards . . . His 8.9-yard average per rush attempt marked the second-best figure of his career, trailing only his 11.9-yard mark (8-95) on October 21, 2005 against Kansas City . . . Brown's 60-yard run in the second quarter was a season long and the second-longest of his career . . . At Houston (10/7) continued his streak of 100-yard rushing games with 114 yards and a TD on 23 attempts . . . Added five catches for 39 yards . . . It marked just the fourth time in franchise history that a back reached the 100-yard rushing plateau in three or more straight games, as Ricky Williams did it on each of the previous three occasions . . . It was his third straight game with a rushing touchdown and his fourth overall during that three-game span, as he became the first Dolphin to having a rushing touchdown in three consecutive contests since Williams did it in the final three contests of 2005 . . . The week afterwards at Cleveland (10/14) compiled 101 yards rushing on 19 attempts and nine receptions for 69 yards . . . In the process, he surpassed Karim Abdul-Jabbar and moved into a tie with Mercury Morris for the third-most 100-yard rushing games by a Dolphin in a career with 10 . . . It was only the second time in club history that a back produced four straight 100-yard rushing games, as he joined Williams with this distinction . . . His nine catches marked a career best, tied for the seventh-highest output by a Dolphins running back in the regular season and tied for ninth overall, including playoffs . . . They were the most catches by a Dolphins running back since Rob Konrad grabbed 10 passes in the 1999 season finale, on January 2, 2000 at Washington . . . Ran for 76 yards on 17 attempts and caught five passes for 33 yards in the New England contest (10/21) before leaving the game in the third quarter with the season-ending knee injury.

2006 Started 12 of the 13 games in which he played . . . Was inactive for three games . . . Led the team in rushing with 1,008 yards and five touchdowns on 241 attempts . . . It was the tenth individual 1,000-yard rushing season in Dolphins history and he became the seventh different player to accomplish the feat . . . Rushing figure ranked tenth in the AFC . . . Also caught 33 passes for 276 yards, as reception total placed fifth on the team . . . Recorded four 100-yard rushing games on the year, tied for the fourth-highest single-season total in Dolphins history . . . Was 13th in the AFC with 1,284 total yards from scrimmage . . . Averaged 4.2 yards per carry, the second straight season in which he surpassed the 4.0 mark as he garnered a 4.4 figure in his rookie season of 2005 . . . Brown underwent surgery on November 24 to stabilize a second metacarpal fracture of his left hand, an injury which he sustained in Thanksgiving Day game at Detroit (11/23) . . . The surgery was performed by Dr. John McAuliffe and Dolphins Chief Team Physician Dr. George Caldwell at Broward General Medical Center in Ft. Lauderdale . . . Was inactive for the next three games . . .

RUSHING YARDAGE: In 2006, Brown became the seventh different Dolphin to record a 1,000-yard rushing season, the tenth time that it has been done and the first since Ricky Williams in 2003 . . . Brown finished with the eighth-highest rushing total in franchise history:

HIGHEST SINGLE-SEASON RUSHING TOTALS IN DOLPHINS HISTORY

PLAYER	YEAR	YDS.	ATTS.	AVG.	TD
1. Ricky Williams	2002	1853	383	4.8	16
2. Ricky Williams	2003	1372	392	3.5	9
3. Delvin Williams	1978	1258	272	4.6	8
4. Lamar Smith	2000	1139	309	3.7	14
5. Larry Csonka	1972	1117	213	5.2	6
6. Karim Abdul-Jabbar	1996	1116	307	3.6	11
7. Larry Csonka	1971	1051	193	4.5	6
8. RONNIE BROWN	2006	1008	241	4.2	5
9. Larry Csonka	1973	1003	219	4.6	5
10. Mercury Morris	1972	1000	190	5.3	12

RUSHING YARDS BY A DOLPHIN IN HIS FIRST TWO NFL SEASONS: With 907 rushing yards as a rookie in 2005 and 1,008 yards in 2006, Brown accumulated 1,915 yards in his first two seasons with the Dolphins, the second-highest total in franchise history for a player in his first two NFL seasons . . . He is the first Dolphin to rush for more than 900 yards in each of his first two NFL seasons:

MOST RUSHING YARDS BY A DOLPHIN IN HIS FIRST TWO PRO SEASONS

PLAYER	YEAR 1	YEAR 2	TOTAL
1. Karim Abdul-Jabbar	1116 ('96)	892 ('97)	2008
2. RONNIE BROWN	907 ('05)	1008 ('06)	1915
3. Sammie Smith	659 ('89)	831 ('90)	1490

100-YARD RUSHING GAMES: In 2006, Brown amassed four 100-yard rushing games, a figure which is tied for the fourth-highest single-season total in club history and was the most since Ricky Williams turned in seven such performances in 2003 . . . In each of his 100-yard rushing games in 2006, Brown compiled an average per attempt of more than 5.0 yards . . . This included a 5.8 mark at N.Y. Jets, 10/15 (22-127), a 5.4 figure at Chicago, 11/5 (29-157), a 6.1 figure vs. N.Y. Jets, 12/25 (18-110) and a 5.5 average at Indianapolis, 12/31 (21-115) . . . Coupled with his two 100-yard games from his rookie season of 2005, Brown's total of six tied him with Karim Abdul-Jabbar for the most 100-yard rushing games by a Dolphin in his first two pro seasons:

MOST 100-YARD RUSHING GAMES BY A DOLPHIN IN HIS FIRST TWO PRO SEASONS

PLAYER	YEAR 1	YEAR 2	TOTAL
1. RONNIE BROWN	2 ('05)	4 ('06)	6
Karim Abdul-Jabbar	4 ('96)	2 ('97)	6
3. Jim Kiick	2 ('68)	1 ('69)	3
Benny Malone	3 ('74)	0 ('75)	3
Troy Stradford	3 ('87)	0 ('88)	3

2006 GAME HIGHLIGHTS: In opener at Pittsburgh (9/7), scored on runs of two and five yards, representing the first multiple-touchdown game of his career . . . It also marked the first time a Dolphin had two rushing TDs in the same game since Sammy Morris on December 20, 2004 against New England . . . Tied a career high with six receptions (52 yards) the following week vs. Buffalo (9/17) . . . Along with his 70 yards rushing (15 atts.), his 122 total yards from scrimmage ranked as the second-highest total of his career to that point . . . Eclipsed his career-high for both receptions and receiving yards with eight for 62 yards at Houston (10/1) . . . Accounted for his first 100-yard game of the season with 127 yards and one TD on 22 carries at N.Y. Jets (10/15) . . . At the time, it was the second-highest rushing total of his career . . . His 5.8-yard average in the game marked the first of four times in 2006 he posted an average per carry of more than 5.0 yards . . . Had best game of season in 31-13 victory over Chicago (11/5), when he rushed for a career-high 157 yards on a career-high 29 carries, a 5.4-yard average per attempt . . . It is the 11th best rushing performance in Dolphins history and the 10th in the regular season . . . Along with his 33 yards receiving on two receptions, his 190 total yards from scrimmage in the game was a career best to that point . . . On Thanksgiving Day at Detroit (11/23), rushed for 68 yards on 15 attempts before sustaining a broken bone in his left hand on the first series of the third quarter . . . Was inactive for the next three games . . . Returned to action in a reserve role in Monday night game vs. N.Y. Jets (12/25) . . . Responded with 110 yards rushing on just 18 carries for a season-best 6.1-yard average per attempt . . . Became the first Dolphin to compile 100 yards rushing against the same opponent twice in a season since Ricky Williams did it against Buffalo in 2003 . . . Was the first to do it against the Jets twice in the same season since Karim Abdul-Jabbar in 1996 . . . When he ran for 115 yards on 21 carries (5.5) in finale at Indianapolis (12/31), he became just the ninth player in club history to post consecutive 100-yard rushing games and the first since Williams did it in the final two games of 2005 . . . Included in his total in the Colts contest was a season-long 47-yard run, the third-longest run of his career to that point.

2005 Started 14 of the 15 games in which he appeared as a rookie . . . Led team with 907 yards rushing on 206 attempts, including four touchdowns . . . Was fourth on the club with 32 receptions, totaling 232 yards and one touchdown . . . Rushing total ranked 12th in the AFC and second among NFL rookies, trailing only Tampa Bay's Cadillac Williams (290-1,178) . . . Led the Dolphins in rushing eight times and in receptions once on the year . . . His average per

carry of 4.4 tied for fourth in the AFC and ninth in the NFL among players with 100 or more attempts . . . Compiled 815 yards and four touchdowns on 173 carries (4.7 avg.) over his final 13 games of the year, during which time he also caught 30 passes for 223 yards and a TD . . . Along with LB Channing Crowder and CB Travis Daniels, it marked the first time since 1996 that at least three Dolphins rookies started 10 or more games . . . Dolphins also were the only NFL team in 2005 to have three rookies start 12 or more games . . .

AMONG DOLPHINS ROOKIE RUSHERS: Brown became the sixth rookie in team history to lead the Dolphins in rushing, joining J.J. Johnson (1999), Karim Abdul-Jabbar (1996), Sammie Smith (1989), Troy Stradford (1987), and Jim Kiick (1968) . . . His total rushing total ranked second all-time among Dolphins rookie rushers, trailing only Abdul-Jabbar (1,116 in 1996) while his 207 attempts, also were the second-highest figure, trailing only Abdul-Jabbar's total of 307 from 1996:

DOLPHINS' SINGLE-SEASON ROOKIE RUSHING LEADERS

PLAYER	YEAR	YDS.	ATTS.	AVG.
1. Karim Abdul-Jabbar	1996	1116	307	3.6
2. RONNIE BROWN	2005	907	207	4.4
3. Andra Franklin	1981	711	201	3.5
4. Sammie Smith	1989	659	200	3.3
5. Jim Kiick	1968	621	165	3.8

100-YARD RUSHING GAMES: Brown reached the 100-yard rushing mark twice during the course of the season . . . In the process, he became just the sixth rookie in Dolphins history to post two or more 100-yard rushing games, and the first since Karim Abdul-Jabbar in 1996 (4) . . . The others who have done it are Jim Kiick (2 in 1968), Benny Malone (3 in 1974), Leroy Harris (2 in 1977) and Troy Stradford (3 in 1987) . . .

SINGLE-GAME RUSHING TOTALS BY A DOLPHINS ROOKIE: Brown's first career 100-yard rushing game came in week three, a 27-24 victory over Carolina at Dolphins Stadium . . . In the game, rushed for 132 yards on 23 carries, including a 1-yard TD run for his first pro score . . . His rushing total that day is the fourth-highest by a Dolphins rookie and was the most since the 1996 season finale when Karim Abdul-Jabbar had 152 yards and a touchdown on 30 carries at the New York Jets (12/22) . . .

HIGHEST SINGLE-GAME RUSHING TOTALS BY A DOLPHINS ROOKIE

PLAYER	OPPONENT, DATE	YARDS	ATTS.	AVG.	TD
1. Troy Stradford	at Dallas, 11/22/87	169	17	9.9	1
2. Karim Abdul-Jabbar	at N.Y. Jets, 12/22/96	152	30	5.1	1
3. Leroy Harris	vs. Baltimore, 12/5/77	140	17	8.2	1
4. RONNIE BROWN	VS. CAROLINA, 9/25/05	132	23	5.7	1

TWO-GAME RUSHING TOTALS BY A DOLPHINS ROOKIE: Brown's first career 100-yard rushing game occurred in a week three contest, on September 25 against Carolina, when he amassed 132 yards and a TD on 23 carries . . . In the Dolphins' next game, on October 9 at Buffalo, he posted 97 yards rushing on just 17 attempts . . . This two-game rushing total of 229 yards is the highest-ever by a Dolphins rookie, surpassing the previous best of 228 yards by Karim Abdul-Jabbar:

HIGHEST TWO-GAME RUSHING TOTALS BY A DOLPHINS ROOKIE

PLAYER	GAME 1 TOTAL	GAME 2 TOTAL	2-GAME TOTALS
1. RONNIE BROWN	23-132 (VS. CAR., 9/25/05)	17-97 (AT BUFF., 10/9/05)	40-229
2. K. Abdul-Jabbar	27-76 (vs. Buff., 12/16/96)	30-152 (at Jets, 12/22/96)	57-228
3. Leroy Harris	18-76 (at StL., 11/24/77)	17-140 (vs. Balt., 12/5/77)	35-216

LONGEST RUNS FROM SCRIMMAGE: During the course of the year, Brown had ten runs from scrimmage of 15 yards or longer . . . He broke off a 65-yard TD run (vs. Kansas City, 10/21) and a 58-yard run (vs. Carolina, 9/25), his two longest of the season . . . They marked two of the three longest runs from scrimmage ever by a Dolphins rookie:

LONGEST RUNS FROM SCRIMMAGE BY A DOLPHINS ROOKIE

PLAYER	DISTANCE	OPPONENT, DATE
1. Leroy Harris	77t	vs. Baltimore, 12/5/77
2. RONNIE BROWN	65t	VS. KANSAS CITY, 10/21/05
3. RONNIE BROWN	58	VS. CAROLINA, 9/25/05
4. Gary Davis	57	vs. Buffalo, 12/5/76

GAME HIGHLIGHTS: Made NFL debut, in a starting role, in opener vs. Denver (9/11) . . . Became the first Dolphins rookie running back to start on opening day since Karim Abdul-Jabbar in 1996 . . . Responded with 57 yards rushing on 22 attempts and one catch for four yards . . . First career 100-yard rushing game occurred two weeks later when he rushed for 132 yards and a touchdown on 23 attempts vs. Carolina (9/25) . . . Added three catches for 15 yards . . . It marked the first time a Dolphin rookie running back rushed for 100 or more yards since November 21, 1999 when J.J. Johnson ran for 106 yards vs. New England . . . His 132 yards rushing at the time also was the fourth-highest single-game rushing figure by a rookie in team history . . . Of Brown's total on the day, 103 came in the second half . . . Had a 58-yard run, the second-longest run from scrimmage by a Dolphins rookie at the time and now third . . . First career touchdown came on a 1-yard run 4:51 into the contest to give the Dolphins a 7-0 lead . . . The following game at Buffalo (10/9), rushed for 97 yards on 17 carries, and turned in a 5.7-yard average per rush attempt for the second game in a row . . . It gave him 229 yards rushing over that two-game span, the most-ever for a Dolphins rookie . . . Put together a season-high 11.9-yard average per attempt vs. Kansas City (10/21) when he rushed for 95 yards on eight carries . . . This total included a 65-yard TD run, the second-longest ever by a Dolphins rookie and tied for ninth overall in Dolphins history . . . Compiled second 100-yard rushing game of the year the following week against the Saints in Baton Rouge (10/30), as he rushed for 106 yards on 23 carries, including a long run of 35 . . . With Ricky Williams gaining 82 yards in the Saints game, it marked the first time that two Dolphins rushed for 80 yards or more in the same game since October 8, 1979 when Delvin Williams had 86 yards and Larry Csonka had 83 yards at Oakland . . . In four games during the month of October, Brown totaled 320 yards rushing and two touchdowns on 57 carries, a 5.6-yard average per attempt . . . Also caught 12 passes for 90 yards, including a season-high six receptions (19 yards) at Buffalo . . . First career touchdown reception came on a 23-yard catch from Sage Rosenfels vs. Buffalo (12/4) . . . The score occurred on third-and-13 with 7:35 to play in the game and closed the Dolphins' deficit to 23-17 as they went on for a 24-23 victory.

COLLEGE

Played in 47 games, including 21 starts, over a five-year span (2000-04) . . . Appeared in the first two games as a true freshman in 2000 before redshirting . . . Concluded his career with 2,707 yards and 28 touchdowns on 513 attempts, and caught 58 passes for 668 yards and a pair of scores . . . Compiled 913 yards rushing and eight touchdowns as a senior when he amassed a career-best 6.0-yard average per carry . . . Ranked second on the squad with a career-high 34 receptions for 313 yards and a touchdown . . . Was a second-team All-Southeastern Conference selection by the Associated Press . . . Led Auburn with a career-high 1,008 yards and 13 touchdowns 175 attempts (5.8 avg.) as a sophomore in 2002 . . . Was a second-team All-SEC choice that year in addition to being named the winner of the Pat Sullivan Award, which recognizes Auburn's top offensive player . . . Rushed for a career-high 224 yards and three touchdowns on 33 carries against Mississippi State . . . Was named the MVP of the Capital One Bowl following the season when he ran for 184 yards and two touchdowns against Penn State . . . Earned degree in communications.

PERSONAL

Single . . . Attended Cartersville (Ga.) High School where he was named the top running back in Georgia by Super Prep and the state Class 2A Player of the Year as a senior . . . In his final prep season, rushed for 1,931 yards and 25 touchdowns on 206 attempts . . . Also played free safety, a position from which he recorded three interceptions . . . Participated on the baseball team while in high school and hit .330 with nine home runs as a junior . . . Was drafted by the Seattle Mariners in 2000, following his senior season . . . During the spring of 2004, served an internship at the Auburn Network, where he edited and produced highlight films . . . Likes to work

with children, has spoken to kids at the Broward County Juvenile Center and participated in events benefiting the Boys and Girls Clubs of Broward . . . This past offseason, served as a spokesperson for the Dolphins' Most Valuable Reader Program, a component of the team's summer reading program . . . For the past two seasons has been part of the Dolphins' "All-Community Team," in which he donated a block of tickets for every home game; to the YMCA of Miami-Dade County in 2006 and kids from the Most Valuable Reader Program in 2007 . . . Has participated in the Dolphins' annual fishing tournament, which benefits the Miami Dolphins Foundation . . . Also has taken part in events honoring veterans . . . Along with former Auburn teammate Cadillac Williams, held a fundraiser in South Florida in 2005 to benefit the victims of Hurricane Katrina . . . Enjoys watching movies in spare time, cites "Life" as favorite movie . . . Also lists T.I. as favorite recording artist . . . Growing up, Barry Sanders was his favorite professional athlete . . . Full name is Ronnie G. Brown, born December 12, 1981 in Rome, Ga.

RONNIE BROWN'S NFL REGULAR SEASON STATISTICS

YEAR	TEAM	GP	GS	RUSHING					RECEIVING				
				ATT.	YDS.	AVG.	LG	TD	NO.	YDS.	AVG.	LG	TD
2005	Miami	15	14	207	907	4.4	65t	4	32	232	7.3	38	1
2006	Miami	13	12	241	1008	4.2	47	5	33	276	8.4	24	0
2007	Miami	7	7	119	602	5.1	60	4	39	389	10.0	43	1
NFL TOTALS		35	33	567	2517	4.4	65t	13	104	897	8.6	43	2

ADDITIONAL STATS

Miscellaneous Tackles: 3 in 2005

SINGLE-GAME HIGHS

Most Rushing Yards:	157 at Chicago, 11/5/06
	134 vs. Oakland, 9/30/07
	132 vs. Carolina, 9/25/05
Most Rushing Attempts:	29 at Chicago, 11/5/06
	26 vs. Tennessee, 9/24/06
	25 vs. Kansas City, 11/12/06
Most Rushing TDs:	2 at Pittsburgh, 9/7/06
	2 at N.Y. Jets, 9/23/07
Longest Runs:	65t vs. Kansas City, 10/21/05
	60 vs. Oakland, 9/30/07
	58 vs. Carolina, 9/25/05
Most Receptions:	9 at Cleveland, 10/14/07
	8 at Houston, 10/1/06
	6 Five times (last: vs. Oakland, 9/30/07)
Most Receiving Yards:	99 at N.Y. Jets, 9/23/07
	73 vs. Oakland, 9/30/07
	69 at Cleveland, 10/14/07
Longest Receptions:	38 at Tampa Bay, 10/16/05
	24 at Chicago, 11/5/06
	24 vs. Dallas, 9/16/07
Most Receiving TDs:	1 vs. Buffalo, 12/4/05
	1 at N.Y. Jets, 9/23/07
Most Total Yards from Scrimmage:	211 at N.Y. Jets, 9/23/07
	207 vs. Oakland, 9/30/07
	190 at Chicago, 11/5/06
Most Total TDs:	3 at N.Y. Jets, 9/23/07

100-YARD RUSHING GAMES (10)

DATE	OPPONENT	NO.	YDS.	AVG.	LG	TD
9/25/05	vs. Carolina*	23	132	5.7	58	1
10/30/05	at New Orleans	23	106	4.6	35	0
10/15/06	at N.Y. Jets	22	127	5.8	26	1
11/5/06	at Chicago	29	157	5.4	27	0
12/25/06	vs. N.Y. Jets	18	110	6.1	17	0
12/31/06	at Indianapolis	21	115	5.5	47	0

DATE	OPPONENT	NO.	YDS.	AVG.	LG	TD
9/23/07	at N.Y. Jets	23	112	4.9	13	2
9/30/07	vs. Oakland	15	134	8.9	60	1
10/7/07	at Houston	23	114	5.0	22	1
10/14/07	at Cleveland	19	101	5.3	15	0

* - indicates game with 100 yards rushing in one half.

2005 GAME-BY-GAME STATISTICS

DATE	OPPONENT	P/S	RUSHING				RECEIVING				W/L	SCORE
			ATT.	YDS.	LG	TD	NO.	YDS.	LG	TD		
9/11	DENVER	S	22	57	15	0	1	4	4	0	W	31-10
9/18	at New York Jets	S	12	35	9	0	1	5	5	0	L	7-17
9/25	CAROLINA	S	23	132	58	1	3	15	10	0	W	27-24
10/9	at Buffalo	S	17	97	28	0	6	19	8	0	L	14-20
10/16	at Tampa Bay	S	9	22	8t	1	2	44	38	0	L	13-27
10/21	KANSAS CITY	S	8	95	65t	1	2	15	13	0	L	20-30
10/30	at New Orleans	S	23	106	35	0	2	12	9	0	W	21-6
11/6	ATLANTA	S	12	67	15	0	2	11	6	0	L	10-17
11/13	NEW ENGLAND	S	14	64	16	0	4	28	23	0	L	16-23
11/20	at Cleveland	S	12	56	11	0	1	2	2	0	L	0-22
11/27	at Oakland	S	15	58	14	1	2	23	15	0	W	33-21
12/4	BUFFALO	S	9	22	7	0	2	30	23t	1	W	24-23
12/11	at San Diego	S	11	30	9	0	0	0	0	0	W	23-21
12/18	NEW YORK JETS	S	12	45	12	0	2	11	8	0	W	24-20
12/24	TENNESSEE		INACTIVE								W	24-10
1/1/06	at New England	P	8	21	6	0	2	13	7	0	W	28-26
2005 TOTALS			15-14	207	907	65t	4	32	232	38	1	9-7

2006 GAME-BY-GAME STATISTICS

DATE	OPPONENT	P/S	RUSHING				RECEIVING				W/L	SCORE
			ATT.	YDS.	LG	TD	NO.	YDS.	LG	TD		
9/7	at Pittsburgh	S	15	30	8	2	3	32	13	0	L	17-28
9/17	BUFFALO	S	15	70	14	0	6	52	20	0	L	6-16
9/24	TENNESSEE	S	26	90	27	0	2	10	5	0	W	13-10
10/1	at Houston	S	12	49	19	0	8	62	14	0	L	15-17
10/8	at New England	S	17	39	7	1	1	-3	-3	0	L	10-20
10/15	at New York Jets	S	22	127	26	1	0	0	0	0	L	17-20
10/22	GREEN BAY	S	15	89	15	0	5	63	18	0	L	24-34
11/5	at Chicago	S	29	157	27	0	2	33	24	0	W	31-13
11/12	KANSAS CITY	S	25	59	12	1	1	-3	-3	0	W	13-10
11/19	MINNESOTA	S	11	5	6	0	0	0	0	0	W	24-20
11/23	at Detroit	S	15	68	17	0	1	5	5	0	W	27-10
12/3	JACKSONVILLE		INACTIVE								L	10-24
12/10	NEW ENGLAND		INACTIVE								W	21-0
12/17	at Buffalo		INACTIVE								L	0-21
12/25	NEW YORK JETS	P	18	110	17	0	3	15	8	0	L	10-13
12/31	at Indianapolis	S	21	115	47	0	1	10	10	0	L	22-27
2006 TOTALS			13-12	241	1008	47	5	33	276	24	0	6-10

2007 GAME-BY-GAME STATISTICS

DATE	OPPONENT	P/S	RUSHING				RECEIVING				W/L	SCORE
			ATT.	YDS.	LG	TD	NO.	YDS.	LG	TD		
9/9	at Washington	S	11	32	12	0	6	40	15	0	L	13-16*
9/16	DALLAS	S	11	33	12	0	2	36	24	0	L	20-37
9/23	at New York Jets	S	23	112	13	2	6	99	43	1	L	28-31
9/30	OAKLAND	S	15	134	60	1	6	73	23	0	L	17-35
10/7	at Houston	S	23	114	22	1	5	39	21	0	L	19-22
10/14	at Cleveland	S	19	101	15	0	9	69	14	0	L	31-41
10/21	NEW ENGLAND	S	17	76	19	0	5	33	12	0	L	28-49

2007 GAME-BY-GAME STATISTICS

DATE	OPPONENT	P/S	RUSHING				RECEIVING				W/L	SCORE
			ATT.	YDS.	LG	TD	NO.	YDS.	LG	TD		
10/28	NEW YORK GIANTS		INJURED RESERVE								L	10-13
11/11	BUFFALO		INJURED RESERVE								L	10-13
11/18	at Philadelphia		INJURED RESERVE								L	7-17
11/26	at Pittsburgh		INJURED RESERVE								L	0-3
12/2	NEW YORK JETS		INJURED RESERVE								L	13-40
12/9	at Buffalo		INJURED RESERVE								L	17-38
12/16	BALTIMORE		INJURED RESERVE								W	22-16*
12/23	at New England		INJURED RESERVE								L	7-28
12/30	CINCINNATI		INJURED RESERVE								L	25-38
2007 TOTALS		7-7	119	602	60	4	39	389	43	1	1-15	

* - Overtime

RONNIE BROWN'S RUSHING BREAKDOWN

	2007						CAREER					
	G	NO	YDS	AVG	LG	TD	G	NO	YDS	AVG	LG	TD
Buffalo	-	-	-	-	-	-	3	41	189	4.6	28	0
Miami	-	-	-	-	-	-	-	-	-	-	-	-
New England	1	17	76	4.5	19	0	4	56	200	3.6	19	1
N.Y. Jets	1	23	112	4.9	13	2	5	87	429	4.9	26	3
AFC East	2	40	188	4.7	19	2	12	184	818	4.4	28	4
Baltimore	-	-	-	-	-	-	-	-	-	-	-	-
Cincinnati	-	-	-	-	-	-	-	-	-	-	-	-
Cleveland	1	19	101	5.3	15	0	2	31	157	5.1	15	0
Pittsburgh	-	-	-	-	-	-	1	15	30	2.0	8	2
AFC North	1	19	101	5.3	15	0	3	46	187	4.1	15	2
Houston	1	23	114	5.0	22	1	2	35	163	4.7	22	1
Indianapolis	-	-	-	-	-	-	1	21	115	5.5	47	0
Jacksonville	-	-	-	-	-	-	-	-	-	-	-	-
Tennessee	-	-	-	-	-	-	1	26	90	3.5	27	0
AFC South	1	23	114	5.0	22	1	4	82	368	4.5	47	1
Denver	-	-	-	-	-	-	1	22	57	2.6	15	0
Kansas City	-	-	-	-	-	-	2	33	184	5.6	65	2
Oakland	1	15	134	8.9	60	1	2	30	192	6.4	60	2
San Diego	-	-	-	-	-	-	1	11	30	2.7	9	0
AFC West	1	15	134	8.9	60	1	6	96	463	4.8	65	4
AFC Total	5	97	537	5.5	60	4	25	408	1836	4.5	65	11
Dallas	1	11	33	3.0	12	0	1	11	33	3.0	12	0
N.Y. Giants	-	-	-	-	-	-	-	-	-	-	-	-
Philadelphia	-	-	-	-	-	-	-	-	-	-	-	-
Washington	1	11	32	2.9	12	0	1	11	32	2.9	12	0
NFC East	2	22	65	3.0	12	0	2	22	65	3.0	12	0
Chicago	-	-	-	-	-	-	1	29	157	5.4	27	0
Detroit	-	-	-	-	-	-	1	15	68	4.5	17	0
Green Bay	-	-	-	-	-	-	1	15	59	3.9	15	0
Minnesota	-	-	-	-	-	-	1	11	5	0.5	6	0
NFC North	-	-	-	-	-	-	4	70	289	4.1	27	0
Atlanta	-	-	-	-	-	-	1	12	67	5.6	15	0
Carolina	-	-	-	-	-	-	1	23	132	5.7	58	1
New Orleans	-	-	-	-	-	-	1	23	106	4.6	35	0
Tampa Bay	-	-	-	-	-	-	1	9	22	2.4	8	1
NFC South	-	-	-	-	-	-	4	67	327	4.9	58	2
Arizona	-	-	-	-	-	-	-	-	-	-	-	-
St. Louis	-	-	-	-	-	-	-	-	-	-	-	-
San Francisco	-	-	-	-	-	-	-	-	-	-	-	-
Seattle	-	-	-	-	-	-	-	-	-	-	-	-
NFC West	-	-	-	-	-	-	-	-	-	-	-	-
NFC Total	2	22	65	3.0	12	0	10	159	681	4.3	58	2
Home	3	43	243	5.7	60	1	16	253	1148	4.5	65	4
Road	4	76	359	4.7	22	3	19	314	1369	4.4	47	9

RONNIE BROWN'S RUSHING BREAKDOWN

	2007						CAREER					
	G	NO	YDS	AVG	LG	TD	G	NO	YDS	AVG	LG	TD
1st Down	7	70	383	5.5	60	2	35	326	1548	4.7	65	9
2nd Down	7	38	144	3.8	11	2	35	192	734	3.8	27	3
3rd Down	7	7	39	5.6	12	0	35	43	194	4.5	21	1
4th Down	7	4	36	9.0	19	0	35	6	41	6.8	19	0
1st Half	7	70	367	5.2	60	3	35	315	1258	4.0	60	8
2nd Half	7	49	235	4.8	19	1	35	252	1259	5.0	65	5
Overtime	1	0	0	-	-	0	1	0	0	-	-	0
Grass	6	96	490	5.1	60	2	29	457	1963	4.3	65	10
Turf	1	23	112	4.9	13	2	6	110	554	5.0	47	3
Aug./Sept.	4	60	311	5.2	60	3	10	173	725	4.2	60	6
October	3	59	291	4.9	22	1	11	182	885	4.9	65	5
November	-	-	-	-	-	-	8	133	564	4.2	27	2
Dec./Jan.	-	-	-	-	-	-	6	79	343	4.3	47	0
Games 1-8	7	119	602	5.1	60	4	23	396	1834	4.6	65	11
Games 9-16	-	-	-	-	-	-	12	171	683	4.0	47	2
Wins/Ties	-	-	-	-	-	-	13	229	880	3.8	58	3
Losses	7	119	602	5.1	60	4	22	338	1637	4.8	65	10

RONNIE BROWN'S RECEIVING BREAKDOWN

	2007						CAREER					
	G	NO	YDS	AVG	LG	TD	G	NO	YDS	AVG	LG	TD
Buffalo	-	-	-	-	-	-	3	14	101	7.2	23	1
Miami	-	-	-	-	-	-	-	-	-	-	-	-
New England	1	5	33	6.6	12	0	4	12	71	5.9	23	0
N.Y. Jets	1	6	99	16.5	43	1	5	12	130	10.8	43	1
AFC East	2	11	132	12.0	43	1	12	38	302	7.9	43	2
Baltimore	-	-	-	-	-	-	-	-	-	-	-	-
Cincinnati	-	-	-	-	-	-	-	-	-	-	-	-
Cleveland	1	9	69	7.7	14	0	2	10	71	7.1	14	0
Pittsburgh	-	-	-	-	-	-	1	3	32	10.7	13	0
AFC North	1	9	69	7.7	14	0	3	13	103	7.9	14	0
Houston	1	5	39	7.8	21	0	2	13	101	7.8	21	0
Indianapolis	-	-	-	-	-	-	1	1	10	10.0	10	0
Jacksonville	-	-	-	-	-	-	-	-	-	-	-	-
Tennessee	-	-	-	-	-	-	1	2	10	5.0	5	0
AFC South	1	5	39	7.8	21	0	4	16	121	7.6	21	0
Denver	-	-	-	-	-	-	1	1	4	4.0	4	0
Kansas City	-	-	-	-	-	-	2	3	12	4.0	13	0
Oakland	1	6	73	12.2	23	0	2	8	96	12.0	23	0
San Diego	-	-	-	-	-	-	1	0	0	-	-	0
AFC West	1	6	73	12.2	23	0	6	12	112	9.3	23	0
AFC Total	5	31	313	10.1	43	1	25	79	638	8.1	43	2
Dallas	1	2	36	18.0	24	0	1	2	36	18.0	24	0
N.Y. Giants	-	-	-	-	-	-	-	-	-	-	-	-
Philadelphia	-	-	-	-	-	-	-	-	-	-	-	-
Washington	1	6	40	6.7	15	0	1	6	40	6.7	15	0
NFC East	2	8	76	9.5	24	0	2	8	76	9.5	24	0
Chicago	-	-	-	-	-	-	1	2	33	16.5	24	0
Detroit	-	-	-	-	-	-	1	1	5	5.0	5	0
Green Bay	-	-	-	-	-	-	1	5	63	12.6	18	0
Minnesota	-	-	-	-	-	-	1	0	0	-	-	0
NFC North	-	-	-	-	-	-	4	8	101	12.6	24	0
Atlanta	-	-	-	-	-	-	1	2	11	5.5	6	0
Carolina	-	-	-	-	-	-	1	3	15	5.0	10	0
New Orleans	-	-	-	-	-	-	1	2	12	6.0	9	0
Tampa Bay	-	-	-	-	-	-	1	2	44	22.0	38	0
NFC South	-	-	-	-	-	-	4	9	82	9.1	38	0
Arizona	-	-	-	-	-	-	-	-	-	-	-	-
St. Louis	-	-	-	-	-	-	-	-	-	-	-	-
San Francisco	-	-	-	-	-	-	-	-	-	-	-	-
Seattle	-	-	-	-	-	-	-	-	-	-	-	-
NFC West	-	-	-	-	-	-	-	-	-	-	-	-
NFC Total	2	8	76	9.5	24	0	10	25	259	10.4	38	0

RONNIE BROWN'S RECEIVING BREAKDOWN

2007


CAREER

	G	NO	YDS	AVG	LG	TD	G	NO	YDS	AVG	LG	TD
Home	3	13	142	10.9	24	0	16	46	393	8.5	24	1
Road	4	26	247	9.5	43	1	19	58	504	8.7	43	1
1st Down	7	15	179	11.9	43	0	35	41	421	10.3	43	0
2nd Down	7	14	104	7.4	15	0	35	36	285	7.9	38	0
3rd Down	7	10	106	10.6	22	1	35	27	191	7.1	23	2
4th Down	7	0	0	-	-	0	35	0	0	-	-	0
1st Half	7	16	157	9.8	43	0	35	48	375	7.8	43	0
2nd Half	7	23	232	10.1	24	1	35	56	522	9.3	38	2
Overtime	1	0	0	-	-	0	1	0	0	-	-	0
Grass	6	33	290	8.8	24	0	29	89	759	8.5	38	1
Turf	1	6	99	16.5	43	1	6	15	138	9.2	43	1
Aug./Sept.	4	20	248	12.4	43	1	10	36	366	10.2	43	1
October	3	19	141	7.4	21	0	11	45	353	7.8	38	0
November	-	-	-	-	-	-	8	13	99	7.6	24	0
Dec./Jan.	-	-	-	-	-	-	6	10	79	7.9	23	1
Games 1-8	7	39	389	10.0	43	1	23	85	763	9.0	43	1
Games 9-16	-	-	-	-	-	-	12	19	134	7.1	23	1
Wins/Ties	-	-	-	-	-	-	13	20	153	7.7	24	1
Losses	7	39	389	10.0	43	1	22	84	744	8.9	43	1

COURTNEY BRYAN

Safety

47



HEIGHT: 6-0

WEIGHT: 210

BORN: 10/2/84

COLLEGE: New Mexico State '07

ACQUIRED: FA, 2007

NFL: Second Season

DOLPHINS: Second Season



FINS FACT

Courtney was raised in a Rastafarian lifestyle. The religion, whose roots date back to the early 1900s in Jamaica, taught Courtney many useful traits that he will carry with him for the rest of his life. "It taught me how to treat people right, and to not only respect yourself, but respect others."

PRO CAREER

2007 Played in 12 games, all in a reserve role, in his rookie season . . . Was inactive for four contests . . . Registered 10 tackles and a fumble recovery on defense . . . Added one stop on special teams . . . Saw most extensive action at New England (12/23) when he posted a season-high six tackles . . . Also in that game, recovered a Tom Brady fumble that was forced by Joey Porter on a sack.

BRYAN QUICK HITS

CAREER TRANSACTIONS: Signed with the Dolphins as an undrafted college free agent on May 3, 2007.

PRO CAREER AT A GLANCE: Was one of six undrafted college free agents to appear on the Dolphins' 53-man roster at some point during the 2007 season, having played in 12 games, the second-most of the group.

COLLEGE

Was a four-year letterman at New Mexico State (2003-06) . . . Played in 36 games, including 19 starts, all at cornerback, during that time . . . Finished his career with 96 tackles, seven interceptions and 28 pass breakups . . . Led team in interceptions as both a junior and senior, with three and four, respectively . . . Also compiled 58 tackles and 14 pass breakups as a senior when he was a second-team All-Western Athletic Conference selection . . . Majored in journalism.

PERSONAL

Attended Lincoln High School in San Jose, Calif., where he lettered in football, basketball and track . . . In football, played defensive back, quarterback and running back . . . Brother, Copeland, is a defensive end with the Buffalo Bills who played collegiately at Arizona . . . Lists Keak da Sneak as favorite recording artist and "Arrested Development" as favorite television show . . . Born October 2, 1984 in San Jose, Calif.

COURTNEY BRYAN'S NFL REGULAR SEASON STATISTICS

YEAR TEAM	GP GS	TACKLES						INTERCEPTIONS					FUMBLES		
		TOT	SOLO	ASST	SK	YDS		NO	YDS	LG	TD	PD	FF	FR	YDS
2007 Miami	12 0	10	6	4	0.0	0.0		0	0	-	0	0	0	1	0

ADDITIONAL STATS

Special Teams Tackles: 1 in 2007

GREG CAMARILLO

Wide Receiver



HEIGHT: 6-1

WEIGHT: 190

BORN: 4/18/82

COLLEGE: Stanford '05

ACQUIRED: Wai, 2007 (S.D.)

NFL: Third Season

DOLPHINS: Second Season

83



FINS FACT

The importance of an education was always stressed when Greg was growing up. His father, Al, is a professor of American history at Stanford. His mother, Susan, works as a middle school counselor in the Bay area, while his older brother, Jeff, is a middle school teacher in Compton, Calif., who earned his undergraduate degree from the University of Pennsylvania and his master's degree from Stanford. Greg's sister, Lauren, is currently a junior at UCLA.

PRO CAREER

2007 Played in 15 games, all in a reserve role, with the Dolphins after being awarded off waivers from San Diego the week of the regular season opener . . . Caught eight passes for

160 yards and two touchdowns . . . Added three tackles on special teams . . . First NFL reception came on a 2-yard catch from John Beck in game vs. N.Y. Jets (12/2) . . . Had his biggest game of the year two weeks later vs. Baltimore (12/16), when he totaled 109 receiving yards on just three receptions, one of which went for a touchdown . . . That score, the first of his pro career, came in overtime, when he took in a pass from Cleo Lemon over the middle on third-and-8 and raced 64 yards for a TD, giving the Dolphins a 22-16 win . . . In fact, all three of his catches that day went for longer than 20 yards (24,21) and converted a third down . . . The following week at New England (12/23), accounted for his second touchdown in as many games when he took in a 21-yard pass from Lemon . . . Caught three passes for 43 yards in preseason with San Diego . . .

AMONG SINGLE-GAME LEADERS FOR AVERAGE PER RECEPTION: Camarillo's breakout game came on December 16, 2007, when he caught three passes for 109 yards, with all of his receptions going for longer than 20 yards, the longest of which was his 64-yarder for a touchdown in overtime . . . His average per reception in the game of 36.3 is the second-highest single-game figure in Dolphins history, with a minimum of three receptions:

HIGHEST SINGLE-GAME AVERAGE PER RECEPTION FIGURES IN DOLPHINS HISTORY

(minimum 3 receptions)

NAME	OPPONENT, DATE	REC.	YDS.	AVG.	TD
1. Chris Chambers	at Indianapolis, 11/11/01	3	113	37.7	2
2. GREG CAMARILLO	VS. BALTIMORE, 12/16/07	3	109	36.3	1
3. Mel Baker	vs. New England, 12/15/74	4	121	30.3	1

2006 With San Diego, was inactive for each of the first 12 weeks . . . Saw action in a reserve role in the final four contests, during which time he was credited with three special teams tackles . . . Also played in a reserve role in Divisional Playoff contest vs. New England (1/14/07) and tallied a special teams tackle . . . Registered three receptions for 48 yards in the preseason.

2005 Spent his entire rookie campaign on the Chargers' practice squad . . . Caught six passes for 78 yards in preseason with San Diego.

COLLEGE

Was a four-year letterman at Stanford (2001-04) . . . Finished with 46 receptions for 613 yards . . . Was the recipient of the 2004 Jim Reynolds Award, which honors courage on the field and devotion to the game . . . Was a three-time Academic All-Pac-10 Conference selection, earning first-team honors as a senior, second-team accolades as a junior and honorable mention recognition as a sophomore . . . Earned degree in engineering.

PERSONAL

Attended Menlo-Atherton High School in Menlo Park, Calif., where he lettered in football and basketball . . . Was team captain and MVP in football as a senior . . . Was named the San Mateo County Scholar-Athlete of the Year in 1999 by the National Football Foundation and the College Football Hall of Fame . . . Was student body president, AP scholar and American Legion state delegate . . . Was a member of the National Honor Society and California Scholastic Federation . . . Enjoys traveling in free time . . . Has been to such places as Brazil, the Dominican Republic, Costa Rica and Mexico . . . Last year, Greg, his father, Al, mother, Susan, brother, Jeffrey, and sister, Lauren, were selected to receive the "LaFamilia Award," the highest honor of the Hispanic Foundation of Silicon Valley, presented to a family who has demonstrated exemplary commitment and volunteer service to the community . . . Along with his brother, Jeff, a middle school teacher in Compton, Calif., started the "Charging Forward" program, which is designed to help motivate middle school student-athletes to excel in academics and athletics . . . With the Dolphins, has taken part in the team's annual turkey giveaway and the holiday toy event . . . Also has made

CAMARILLO QUICK HITS

CAREER TRANSACTIONS: Was awarded off waivers to Miami from San Diego on September 3, 2007 . . . Signed with San Diego as an undrafted college free agent on May 16, 2005 . . . Was waived on September 3, 2005 and then signed to the Chargers' practice squad on September 5 . . . Was re-signed by the club on January 3, 2006.

PRO CAREER AT A GLANCE: In two seasons on an NFL active roster, Greg has shown his knack, not only for the big play, but also as a key contributor on special teams.

hospital visits and participated in the “Lift Up America Food Giveaway” event . . . Lists favorite television show as “Saved by the Bell,” favorite recording artist as E-40, favorite movies as “Bad Boys II” and “Gladiator” and favorite sports movie as “Happy Gilmore” . . . As a youngster, played the saxophone and still enjoys it periodically . . . Born April 18, 1982 in Redwood City, Calif.

GREG CAMARILLO'S NFL REGULAR SEASON STATISTICS

YEAR	TEAM	GP	GS	RECEIVING					RUSHING				
				NO.	YDS.	AVG.	LG	TD	ATT.	YDS.	AVG.	LG	TD
2006	San Diego	4	0	0	0	—	—	0	0	0	—	—	0
2007	Miami	15	0	8	160	20.0	64t	2	0	0	—	—	0
NFL TOTALS		19	0	8	160	20.0	64t	2	0	0	—	—	0

ADDITIONAL STATS

Kickoff Returns: 0 for 3 yards in 2007
Special Teams Tackles: 3 in 2006, (Miami) 3 in 2007 for total of 6 (P-1)

2006 GAME-BY-GAME STATISTICS (San Diego)

DATE	OPPONENT	P/S	RECEIVING					RUSHING				W/L	SCORE
			NO.	YDS.	LG	TD		ATT.	YDS.	LG	TD		
9/11	at Oakland		INACTIVE									W	27-0
9/17	TENNESSEE		INACTIVE									W	40-7
10/1	at Baltimore		INACTIVE									L	13-16
10/8	PITTSBURGH		INACTIVE									W	23-13
10/15	at San Francisco		INACTIVE									W	48-19
10/22	at Kansas City		INACTIVE									L	27-30
10/29	ST. LOUIS		INACTIVE									W	38-24
11/5	CLEVELAND		INACTIVE									W	32-25
11/12	at Cincinnati		INACTIVE									W	49-41
11/19	at Denver		INACTIVE									W	35-27
11/26	OAKLAND		INACTIVE									W	21-14
12/3	at Buffalo		INACTIVE									W	24-21
12/10	DENVER	P	0	0	-	0		0	0	-	0	W	48-20
12/17	KANSAS CITY	P	0	0	-	0		0	0	-	0	W	20-9
12/24	at Seattle	P	0	0	-	0		0	0	-	0	W	20-17
12/31	ARIZONA	P	0	0	-	0		0	0	-	0	W	27-20
1/14	NEW ENGLAND#	P	0	0	-	0		0	0	-	0	L	21-24
2006 TOTALS		4-0	0	0	0	0		0	0	-	0	14-2	
PLAYOFF TOTALS		1-0	0	0	0	0		0	0	-	0	0-1	

2007 GAME-BY-GAME STATISTICS

DATE	OPPONENT	P/S	RECEIVING					RUSHING				W/L	SCORE
			NO.	YDS.	LG	TD		ATT.	YDS.	LG	TD		
9/9	at Washington	P	0	0	-	0		0	0	-	0	L	13-16*
9/16	DALLAS	P	0	0	-	0		0	0	-	0	L	20-37
9/23	at New York Jets	P	0	0	-	0		0	0	-	0	L	28-31
9/30	OAKLAND	P	0	0	-	0		0	0	-	0	L	17-35
10/7	at Houston	P	0	0	-	0		0	0	-	0	L	19-22
10/14	at Cleveland		INACTIVE									L	31-41
10/21	NEW ENGLAND	P	0	0	-	0		0	0	-	0	L	28-49
10/28	NEW YORK GIANTS	P	0	0	-	0		0	0	-	0	L	10-13
11/11	BUFFALO	P	0	0	-	0		0	0	-	0	L	10-13
11/18	at Philadelphia	P	0	0	-	0		0	0	-	0	L	7-17
11/26	at Pittsburgh	P	0	0	-	0		0	0	-	0	L	0-3
12/2	NEW YORK JETS	P	1	2	2	0		0	0	-	0	L	13-40
12/9	at Buffalo	P	0	0	-	0		0	0	-	0	L	17-38
12/16	BALTIMORE	P	3	109	64t	1		0	0	-	0	W	22-16*
12/23	at New England	P	2	26	21t	1		0	0	-	0	L	7-28
12/30	CINCINNATI	P	2	23	13	0		0	0	-	0	L	25-38
2007 TOTALS		15-0	8	160	64t	2		0	0	-	0	1-15	

- Playoff Game
* - Overtime


GREG CAMARILLO'S RECEIVING BREAKDOWN

	2007						CAREER					
	G	NO	YDS	AVG	LG	TD	G	NO	YDS	AVG	LG	TD
Buffalo	2	0	0	-	-	0	2	0	0	-	-	0
Miami	-	-	-	-	-	-	-	-	-	-	-	-
New England	2	2	26	13.0	21	1	2	2	26	13.0	21	1
N.Y. Jets	2	1	2	2.0	2	0	2	1	2	2.0	2	0
AFC East	6	3	28	9.3	21	1	6	3	28	9.3	21	1
Baltimore	1	3	109	36.3	64	1	1	3	109	36.3	64	1
Cincinnati	1	2	23	11.5	13	0	1	2	23	11.5	13	0
Cleveland	-	-	-	-	-	-	-	-	-	-	-	-
Pittsburgh	1	0	0	-	-	0	1	0	0	-	-	0
AFC North	3	5	132	26.4	64	1	3	5	132	26.4	64	1
Houston	1	0	0	-	-	0	1	0	0	-	-	0
Indianapolis	-	-	-	-	-	-	-	-	-	-	-	-
Jacksonville	-	-	-	-	-	-	-	-	-	-	-	-
Tennessee	-	-	-	-	-	-	-	-	-	-	-	-
AFC South	1	0	0	-	-	0	1	0	0	-	-	0
Denver	-	-	-	-	-	-	1	0	0	-	-	0
Kansas City	-	-	-	-	-	-	1	0	0	-	-	0
Oakland	1	0	0	-	-	0	1	0	0	-	-	0
San Diego	-	-	-	-	-	-	-	-	-	-	-	-
AFC West	1	0	0	-	-	0	3	0	0	-	-	0
AFC Total	11	8	160	20.0	64	2	13	8	160	20.0	64	2
Dallas	1	0	0	-	-	0	1	0	0	-	-	0
N.Y. Giants	1	0	0	-	-	0	1	0	0	-	-	0
Philadelphia	1	0	0	-	-	0	1	0	0	-	-	0
Washington	1	0	0	-	-	0	1	0	0	-	-	0
NFC East	4	0	0	-	-	0	4	0	0	-	-	0
Chicago	-	-	-	-	-	-	-	-	-	-	-	-
Detroit	-	-	-	-	-	-	-	-	-	-	-	-
Green Bay	-	-	-	-	-	-	-	-	-	-	-	-
Minnesota	-	-	-	-	-	-	-	-	-	-	-	-
NFC North	-	-	-	-	-	-	-	-	-	-	-	-
Atlanta	-	-	-	-	-	-	-	-	-	-	-	-
Carolina	-	-	-	-	-	-	-	-	-	-	-	-
New Orleans	-	-	-	-	-	-	-	-	-	-	-	-
Tampa Bay	-	-	-	-	-	-	-	-	-	-	-	-
NFC South	-	-	-	-	-	-	-	-	-	-	-	-
Arizona	-	-	-	-	-	-	1	0	0	-	-	0
St. Louis	-	-	-	-	-	-	-	-	-	-	-	-
San Francisco	-	-	-	-	-	-	-	-	-	-	-	-
Seattle	-	-	-	-	-	-	1	0	0	-	-	0
NFC West	-	-	-	-	-	-	2	0	0	-	-	0
NFC Total	4	0	0	-	-	0	6	0	0	-	-	0
Home	8	6	134	22.3	64	1	11	6	134	22.3	64	1
Road	7	2	26	13.0	21	1	8	2	26	13.0	21	1
1st Down	15	2	23	11.5	21	1	19	2	23	11.5	21	1
2nd Down	15	1	10	10.0	10	0	19	1	10	10.0	10	0
3rd Down	15	5	127	25.4	64	1	19	5	127	25.4	64	1
4th Down	15	0	0	-	-	0	19	0	0	-	-	0
1st Half	15	3	39	13.0	24	0	19	3	39	13.0	24	0
2nd Half	15	4	57	14.3	21	1	19	4	57	14.3	21	1
Overtime	2	1	64	64.0	64	1	2	1	64	64.0	64	1
Grass	12	6	134	22.3	64	1	15	6	134	22.3	64	1
Turf	3	2	26	13.0	21	1	4	2	26	13.0	21	1
Aug./Sept.	4	0	0	-	-	0	4	0	0	-	-	0
October	3	0	0	-	-	0	3	0	0	-	-	0
November	3	0	0	-	-	0	3	0	0	-	-	0
Dec./Jan.	5	8	160	20.0	64	2	9	8	160	20.0	64	2
Games 1-8	7	0	0	-	-	0	7	0	0	-	-	0
Games 9-16	8	8	160	20.0	64	2	12	8	160	20.0	64	2
Wins/Ties	1	3	109	36.3	64	1	5	3	109	36.3	64	1
Losses	14	5	51	10.2	21	1	14	5	51	10.2	21	1

VERNON CAREY

Tackle

72



HEIGHT: 6-5
WEIGHT: 350
BORN: 7/31/81
COLLEGE: Miami (Fla.) '04
ACQUIRED: D1, 2004
NFL: Fifth Season
DOLPHINS: Fifth Season



FINS FACT

A majority of Vernon's work in the community during his four years with the Dolphins has focused on kids, particularly in the Liberty City area of Miami, in which he grew up. "I like working with kids because of a lot of young kids don't have the privilege of going different places and having an open mind about being successful in leadership," Vernon says. "They need somebody to talk to them once in a while and show them that there's more out there for them."

PRO CAREER

2007 Started all 16 games at left tackle after making the move from the right side, where he had started the previous two years . . . Was one of four Dolphins offensive linemen to start every contest . . . In fact, took part in all but 26 offensive snaps over the course of the year, with most of his time missed having occurred in the second half of finale vs. Cincinnati (12/30) when he left contest with a back injury . . . Part of a line that led the way for a running game that averaged 4.0 yards per carry, the third consecutive year in which the Dolphins' running game put together 4.0-yard average or better, during which time Carey has started 46 of 48 games . . . It is the first time the Dolphins have amassed this average in three or more straight seasons since they did it in four consecutive campaigns, from 1975-78.

2006 Started all 16 games at right tackle, the first time in his three NFL seasons he opened every contest . . . In fact, participated in all but one offensive snap over the course of the season . . . Along with C Rex Hadnot, was one of only two Dolphins offensive linemen to start every game at the same position in 2006 . . . Key part of a line that led the way for a running game which averaged 4.2 yards per carry . . . Along with the Dolphins' 4.3-yard per attempt in Carey's first season as a starter in 2005, it represented the first time the Dolphins averaged better than a 4.0-yard per carry in consecutive campaigns since 1986-87.

2005 Played in all 16 games, including 14 starts at right tackle . . . The only games he did not open were at Buffalo (10/9) and at Tampa Bay (10/16) . . . Part of a line that yielded just 26 sacks, the fourth-lowest total in the NFL, and led a running game that averaged 118.6 yards an outing and 4.3 yards per rush attempt, which ranked seventh and fourth in the AFC, respectively . . . Took part in all but one offensive snap over the final 11 weeks of the season.

CAREY QUICK HITS

CAREER TRANSACTIONS: First-round draft choice of the Dolphins in 2004 (19th overall) . . . Was the third offensive lineman selected, behind only Iowa T Robert Gallery (2nd, Oakland) and Arkansas T Shawn Andrews (16th, Philadelphia).

PRO CAREER AT A GLANCE: Vernon enters 2008 as the longest-tenured member of the Dolphins' offensive line. He has played in 60 consecutive contests while he has started 43 in a row. Overall, he has opened 48 contests in his career, having started at least two games in each of his four seasons.

2004 Played in 14 games, including two starts, in his rookie season . . . Was inactive for two contests . . . Made initial start of NFL career when he opened at right tackle in place of the injured John St. Clair (ankle) at New England (10/10) . . . Also opened at that spot the following week at Buffalo (10/17).

COLLEGE

Four-year letterman (2000-03) who started his final two seasons at Miami . . . Led the Hurricanes in key blocks (knockdowns/pancakes) as both a junior and senior . . . Started 11 games as a senior . . . Moved to left guard in spring drills after starting at right tackle as a junior . . . Named as a third-team All-America choice by the Associated Press and College Football News . . . Earned second-team All-Big East Conference honors from the media . . . Started all 12 games at right offensive tackle as a junior . . . Collected eight touchdown-resulting blocks and 79 key blocks (42 pancakes) . . . Named as a second-team All-Big East Conference choice . . . Played in every game with one start as a sophomore . . . Stepped in at tackle in the season finale at Virginia Tech when left tackle Bryant McKinnie went out with a knee injury . . . Played in eight games as a redshirt freshman . . . Redshirted as a true freshman in 1999 . . . Spent the season as a member of the Hurricanes' scout team . . . Holds B.A. degree in liberal arts.

PERSONAL

Married to LaTavia, his long-time girlfriend whom he wedded on October 5, 2004, the Tuesday prior to the New England Patriots game of his rookie season (10/10), his first NFL start . . . Couple has a son, Vernon, Jr. and twins, son Jaylen, and daughter, Taelynn . . . Family resides in Davie . . . Grew up in the Liberty City section of Miami and attended Northwestern High School . . . Did not allow a sack during his junior and senior seasons . . . Named as a Parade and USA Today first-team All-America pick as a senior . . . Earned first team Class 6A All-State honors . . . Helped guide Northwestern to the Florida Class 6A State Title . . . Was a high school teammate of Bucs wide receiver Antonio Bryant and Broncos linebacker Nate Webster . . . Also lettered in basketball . . . As a child, Vernon lived across the street from the site where Dolphin Stadium now sits, and could see it being built from 1985 through its completion less than two years later . . . For the past two years, has been a part of the Dolphins' "All-Community Team," in which he donated a block of tickets for every home game to Norwood Elementary School, Norland Middle School and Northwestern High School – all schools he attended growing up – in addition to Brownsville Middle School . . . In fact, this past offseason, hosted a group of kids from the school at a trip to Universal Studios in Orlando . . . Last year, he and his wife started a mentoring program at Brownsville Middle School . . . Vernon also has taken part in the Dolphins' annual charity fishing tournament, the "Souper Bowl of Caring" and "Rebuilding Together" . . . Held a turkey giveaway during the holidays at Northwestern High School . . . Has participated in the team's annual Fishing Tournament which benefits the Miami Dolphins Foundation . . . Has donated time and money to help buy toys during the holidays for children that are part of "Big Mama's Team of Life" . . . Enjoys shooting pool, playing basketball and bowling in spare time . . . Along with Justin Peelle, was the co-winner of the team's "Nat Moore Community Service Award" for 2007 . . . Growing up, the Miami Dolphins was his favorite sports team and Reggie White was his favorite athlete . . . Lists "Martin" as favorite television show, Biggie Smalls as favorite recording artist and The Bible as favorite book . . . Full name is Vernon A. Carey, born on July 31, 1981, in Miami, Fla.

VERNON CAREY'S NFL REGULAR SEASON STATISTICS

GAMES/STARTS: 2004: 14/2, 2005: 16/14, 2006: 16/16 , 2007: 16/16

NFL TOTALS: 62/48

ADDITIONAL STATS

Miscellaneous Tackles: 1 in 2005, 2 in 2006, 2 in 2007 for total of 5

CHIPS OFF THE OLD BLOCK

The Dolphins' 2008 training camp roster consists of a pair of players whose fathers played professional sports. LB Channing Crowder is the son of Randy Crowder, who played defensive tackle with the Dolphins and Buccaneers from 1975-80. G Shawn Murphy is the son of former Major League Baseball outfielder Dale Murphy (1976-93).

PATRICK COBBS

Running Back

38



HEIGHT: 5-8
WEIGHT: 205
BORN: 1/31/83
COLLEGE: North Texas '06
ACQUIRED: FA, 2006
NFL: Third Season
DOLPHINS: Third Season



FIN'S FACT

Patrick enjoys working with troubled kids. In fact, his mother is a child therapist. During college, Patrick worked part-time in the Nelson Center, a juvenile facility in Denton, Texas, where he counseled kids ages 6-15. His work at the center was something from which he got a lot of self-gratification. "The kids really look forward to you coming in to see them," Patrick says. "A lot of them need a father-figure in life and somebody that they can look up to in a positive manner."

PRO CAREER

2007 Played in 14 games, all in a reserve role . . . Was inactive for two contests . . . Rushed for 47 yards and a touchdown on 15 carries and caught two passes for 20 yards . . . Added five kickoff returns for 44 yards as well as four tackles on special teams . . . Initial rush attempts of NFL career came vs. New England (10/21) when he carried the ball three times for 14 yards with a long run of 12 yards . . . This included 1-yard TD run in the fourth quarter . . . Also had one reception for nine yards in the Patriots contest . . . The following week against the Giants in London (10/28), ran for a career-high 19 yards on four carries . . . Finished second on the team in preseason with 105 yards rushing and two TDs on 27 attempts . . . Also led the squad with 10 receptions for 59 yards.

2006 Was inactive for his lone regular season game with the Steelers, in opener vs. Miami (9/7) . . . Was on the Dolphins' 53-man roster for five games . . . Played in three games, all on special teams . . . Was inactive for the final two contests . . . Did not post any stats . . . Made his NFL regular season debut in game vs. Jacksonville (12/3) . . . In preseason with the Patriots, led the team in rushing with 188 yards and three touchdowns on 38 attempts . . . Also caught seven passes for 115 yards and a TD.

COBBS QUICK HITS

CAREER TRANSACTIONS: Went to camp with New England as an undrafted college free agent in 2006 . . . Was traded by New England to Pittsburgh on September 1 for an undisclosed draft choice . . . Was waived by the Steelers on September 8 . . . Signed to Miami's practice squad on September 12 where he spent 10 games before being activated to the team's 53-man roster on December 2.

PRO CAREER AT A GLANCE: Majority of action thus far in NFL career has come on special teams. Patrick saw spot duty in the backfield in his second year in the league.

COLLEGE

Was a four-year letterman (2001-03, 2005) at North Texas . . . Finished his career as the school's all-time leading rusher with 4,050 yards and 36 touchdowns on 818 attempts . . . All three figures are school and Sun Belt Conference records, as are his 5,255 all-purpose yards

... Was a first-team All-Conference pick as a senior when he rushed for 1,154 yards ... Also was an Academic All-America second-team choice by ESPN The Magazine as he compiled a career 3.3 GPA ... Redshirted in 2004 after sustaining a season-ending knee injury in the second game of the season ... In 2003, rushed for a career-high 1,680 yards and 19 touchdowns on 307 carries ... All three figures are school single-season figures ... Also set a school record with nine straight 100-yard rushing games, including a career-best 249 yards (39 atts., 3 TDs) against Idaho ... Led the nation in rushing with an average of 152.7 yards per contest ... Earned degrees in applied arts and sciences and sociology.

PERSONAL

Single ... Attended Tecumseh (Okla.) High School, where he rushed for 4,729 yards and 61 touchdowns, while also recording 313 tackles and 16 interceptions from his safety spot in his career ... Was a first-team all-state choice as a senior when he led Class 4A in rushing with 2,354 yards and 32 touchdowns ... Was a first-team all-area pick at safety his senior season ... Enjoys playing golf in spare time ... Lists "300" as favorite movie, "Major League" as favorite sports movie, Denzel Washington as favorite actor, Halle Berry as favorite actress and Lil Wayne as favorite recording artist ... Born January 31, 1983 in Shawnee, Okla.

PATRICK COBBS' NFL REGULAR SEASON STATISTICS

YEAR	TEAM	RUSHING								RECEIVING				
		GP	GS	ATT.	YDS.	AVG.	LG	TD		NO.	YDS.	AVG.	LG	TD
2006	Pittsburgh	0	0	0	0	—	0	0		0	0	—	0	0
	Miami	3	0	0	0	—	0	0		0	0	—	0	0
2007	Miami	14	0	15	47	3.1	12	1		2	20	10.0	11	0
NFL TOTALS		17	0	15	47	3.1	12	1		2	20	10.0	11	0

ADDITIONAL STATS

Kickoff Returns: 5 for 44 yards, 8.8 avg., long of 11 in 2007

Special Teams Tackles: 4 in 2007

CHRIS CROCKER

Safety



HEIGHT: 5-11

WEIGHT: 200

BORN: 3/9/80

COLLEGE: Marshall '03

ACQUIRED: UFA, 2008 (Atl.)

NFL: Sixth Season

DOLPHINS: First Season

20



FINS FACT

Chris can't start the day without eating breakfast, no matter what time he wakes up. "I can't function without it," he says. This is not something that is necessarily atypical. What might not be typical, especially for a professional athlete, is the way he begins his day. He usually brings his own cereal to eat, and alternates between "kids" cereals such as Trix, Sugar Smacks, Corn Pops or Captain Crunch. He also treats himself to a bowl late at night when he gets hungry. "I'm self-

conscious,' Chris says. "I feel like it's something I have to do; it's like a routine. It's worked and has kept me in the league this long." Despite his affinity for these cereals, he gets a little resistance at home. His wife, Karrie, is a fitness director. "She tells me not to eat it, but I still do."

PRO CAREER

2007 Started all 14 games in which he played at free safety . . . Was inactive for the first two games of the season with a knee injury . . . Went on to accumulate 63 tackles, a sack and career-high figures of three interceptions and 11 passes defended . . . Also recovered a fumble on the season . . . Interception total ranked second on the squad trailing only the five by DeAngelo Hall . . . In first game back from injury, vs. Carolina (9/23), produced five tackles and a sack . . . Recovered an Eli Manning fumble in Monday night game vs. N.Y. Giants (10/15) . . . Established season-high figures with seven tackles and three passes defended in Atlanta's 20-16 win over San Francisco (11/4), as the Falcons held the 49ers to just 135 net passing yards . . . First interception of the year came the following week at Carolina (11/11) when he picked off a Matt Moore pass on the game's final play to preserve the Falcons' 20-13 victory as they limited the Panthers to 145 net passing yards . . . Snared a Gus Frerotte pass that he returned 16 yards at St. Louis (12/2) for his second interception of the season . . . In finale vs. Seattle (12/30), intercepted a Seneca Wallace pass in the fourth quarter that he brought back 18 yards to the Seahawks' 10, and which led to a 10-yard TD pass from Chris Redman to Roddy White on the next play from scrimmage in the Falcons' 44-41 triumph.

2006 Started all 16 games at free safety in his first season with the Falcons . . . Recorded 48 tackles, a sack, an interception and a career-high eight passes defended . . . Added one stop on special teams . . . Lone sack of the season came at Cincinnati (10/29) when he tackled Carson Palmer for an 8-yard loss . . . Notched a season-high six tackles, in addition to an interception, at Washington (12/3), as he picked off a Jason Campbell pass in the fourth quarter and returned it 28 yards to help preserve the Falcons' 24-14 victory.

2005 Started all 16 games at strong safety in his final season with Cleveland. . . Key part of a unit that ranked fourth in the NFL in pass defense, as it allowed an average of only 179.2 yards per contest . . . Collected a career-high 86 tackles. . . In addition, came up with a pair of sacks, two interceptions, four passes defended, two forced fumbles and a fumble recovery . . . Added five special teams tackles . . . Had, perhaps, the most productive game of his career in 20-10 win over Chicago (10/9) as he posted nine tackles, a sack, a pair of forced fumbles and a fumble recovery . . . Came up with critical play in fourth quarter when he stripped the ball from QB Kyle Orton and recovered at the Bears' 29, leading to a 28-yard TD pass from Trent Diller to Antonio Bryant two plays later . . . Established a season high with 10 tackles vs. Detroit (10/23) . . . Picked off a Sage Rosenfels pass that he returned 11 yards in a 22-0 win over Miami (11/20) . . . Accounted for his second interception in as many weeks when he snared a Brad Johnson pass at Minnesota (11/27) and returned it 24 yards . . . Matched his season-high total for tackles with 10 at Cincinnati (12/11) as the Browns held the Bengals to 93 net passing yards.

2004 Appeared in 12 contests with five starts . . . Posted 61 tackles, a pair of sacks, an interception and four passes defended . . . Amassed 12 stops on special teams, a total which tied for fifth on the squad . . . Accounted for a season-high three special teams tackles in game vs. Washington (10/3) . . . First career interception came at Pittsburgh (10/10) when he snared a Ben Roethlisberger pass and raced 20 yards for a TD . . . Recorded seven tackles and his first career sack, as he dropped Roethlisberger for a 9-yard loss . . . Moved into starting role at free safety for game at Baltimore (11/7) when he produced a career-high 12 tackles . . . Had nine tackles, a sack and a pass defended vs. N.Y. Jets (11/21) as the Browns held the Jets to 10 points and 235 yards of total offense . . . Was inactive for each of the final four games of the year with a biceps injury.

CROCKER QUICK HITS

CAREER TRANSACTIONS: Signed a one-year contract with the Dolphins as an unrestricted free agent from Atlanta on March 31, 2008. . . Originally was a third-round draft choice (84th overall) of Cleveland in 2003 . . . Was traded by the Browns to the Falcons on March 20, 2006 in exchange for a fourth-round draft choice in 2006.

PRO CAREER AT A GLANCE: Began his NFL career with Cleveland as a key special team performer. Crocker then earned a full-time spot in the Browns' starting lineup by his final year with the team in 2005. He went on to become a starter in the Falcons' secondary as well the past two seasons, and now has started each of the last 49 games in which he has played. He has shown a knack for coming up with big plays, having intercepted seven passes and posted six sacks over the last four years.

2003 Played in all 16 games with one start as a rookie with the Browns . . . Registered 28 tackles and two passes defended on defense . . . Added 11 special teams stops, a figure that tied for fifth on the squad . . . Had a season-high five tackles on defense in game at Pittsburgh (10/5) . . . First start of NFL career came in contest at Seattle (11/30) when the Browns opened in nickel package . . . Responded with four tackles . . . Recorded a season-high three stops on special teams in finale at Cincinnati (12/23).

COLLEGE

Was a four-year letterman at Marshall University (1999-2002), where he started his final three seasons, at free safety, strong safety and cornerback . . . Career totals include 277 tackles, four interceptions, three sacks and 24 passes defended . . . Was a second-team All-Mid-American Conference selection as a senior when he posted 126 tackles, two sacks and 20 passes defended as a free safety . . . Garnered first-team all-conference accolades as a junior when he collected 88 tackles, 1.5 sacks, an interception, 10 passes defended and a forced fumble . . . That year, opened 10 games at free safety and one at left cornerback . . . As a sophomore, played in every game with seven starts, including six at free safety . . . Came up with 56 tackles and a career-high three interceptions . . . Redshirted as a true freshman in 1998 . . . Earned degree with double majors in sports management and marketing.

PERSONAL

Married (Karrie) . . . Attended Deep Creek High School in Chesapeake, Va., where he lettered three times in football . . . Was an all-district selection each of his final two years while also being named All-Tidewater and all-region on two occasions . . . Lettered on the school's track squad and garnered all-state accolades as a junior and senior, as he ranked third in the nation in the 100-meter high hurdles in 1997 . . . Was a member of Marshall's track team as a freshman in 1998, competing in the 60-meter hurdles . . . Was a high school teammate of former Falcons teammate and current Oakland Raider CB DeAngelo Hall . . . Full name is Christopher Alan Crocker, born March 9, 1980 in Chesapeake, Va.

CHRIS CROCKER'S NFL REGULAR SEASON STATISTICS

YEAR TEAM	GP	GS	TACKLES					INTERCEPTIONS					FUMBLES		
			TOT	SOLO	ASST	SK	YDS	NO	YDS	LG	TD	PD	FF	FR	YDS
2003 Cleveland	16	1	28	26	2	0.0	0.0	0	0	-	0	2	0	0	0
2004 Cleveland	12	5	61	45	16	2.0	15.0	1	20	20t	1	4	0	0	0
2005 Cleveland	16	16	86	39	47	2.0	21.0	2	35	24	0	4	2	1	0
2006 Atlanta	16	16	48	40	8	1.0	8.0	1	28	28	0	8	0	0	0
2007 Atlanta	14	14	63	52	11	1.0	10.0	3	40	18	0	11	0	1	0
NFL TOTALS	74	52	286	202	84	6.0	54.0	7	123	28	1	29	2	2	0

ADDITIONAL STATS

Defensive Touchdowns: 1 interception return (20 yards) in 2004

Special Teams Tackles: 11 in 2003, 12 in 2004, 5 in 2005, 1 in 2006 for total of 29

DOLPHINS PRO BOWL TOUCHDOWNS

In the 2006 Pro Bowl, wide receiver Chris Chambers scored on a 16-yard reception from Peyton Manning in the first quarter to open the game's scoring. In the process, Chambers became the fifth Dolphin to account for a touchdown in the NFL's annual All-Star contest. Prior to that, the most recent Dolphin to have accounted for a touchdown in the Pro Bowl was running back Ricky Williams, who scored on a pair of 1-yard runs as he was named the MVP in the AFC's 45-20 route of the NFC in the 2003 game. The others who have achieved this feat are wide receiver Mark Clayton, who caught a 9-yard touchdown pass from Buffalo's Jim Kelly in the 1991 game, tight end Ferrell Edmunds, who had a 5-yard scoring reception from Seattle's Dave Krieg in the 1989 game, and Hall of Fame wide receiver Paul Warfield, who caught a 32-yard TD pass from Dolphins teammate Bob Griese in the '74 contest.

CHANNING CROWDER

Linebacker

52



HEIGHT: 6-2
WEIGHT: 250
BORN: 12/2/83
COLLEGE: Florida '06
ACQUIRED: D3, 2005
NFL: Fourth Season
DOLPHINS: Fourth Season



FINS FACT

Channing has always had an affection for animals – and not just his Rottweiler, L.T. While at the University of Florida, he wrestled alligators and wild boars. “The alligator was about eight feet and we just grabbed the snout and snatched it up,” Crowder said. “It was one of those late nights in Gainesville. We were bored and there was nothing better to do.”

PRO CAREER

2007 Played in 11 games, including 10 starts . . . Was inactive for three contests . . . Spent the final two games of the year on injured reserve . . . Averaged more than seven tackles per outing as his 78 total stops led the club . . . Also was credited with a half-sack . . . Totaled 25 tackles over the first three weeks of the season, including a high of nine in week three contest at N.Y. Jets (9/23) . . . Was inactive for contest two weeks later at Houston (10/7) with an ankle injury that forced him from the previous week's game vs. Oakland (9/30) in the second quarter . . . Over a four-game span starting with contest vs. N.Y. Giants (10/28) in London, accumulated 40 tackles, including a career-high 12 apiece in the final two; at Philadelphia (11/18) and at Pittsburgh (11/26) . . . Also had a half-sack in the Steelers game . . . Was inactive for contests at Buffalo (12/9) and vs. Baltimore (12/16) with foot/knee injuries before being placed on injured reserve on December 22 . . . Underwent a right knee arthroscopy on December 18 . . . The procedure was performed by Dr. James Andrews at St. Vincent's Hospital in Birmingham, Alabama.

2006 Played in all 16 games, including 14 starts at weakside linebacker . . . Only two games he did not start (vs. Buffalo 9/17, at N.Y. Jets 10/15) occurred when Dolphins opened with five and six defensive backs, respectively . . . Finished second on the squad with 104 total tackles . . . Also recorded a sack, a forced fumble and four passes defended on the year . . . Key part of a defense that ranked fourth overall in the NFL, as they allowed an average of 289.1 yards per outing . . . Reached the double-digit tackle plateau four times over the course of the year, including a stretch of three games in a row . . . Produced 10 stops at N.Y. Jets (10/15), a figure which tied for the team lead that day . . . Followed that up with a team- and season-high 11 tackles vs. Green Bay (10/22) . . . In Dolphins' next game, at Chicago (11/5), recorded a team-best 10 stops in Miami's 31-13 victory as the Dolphins held the Bears to 292 yards of total offense and a 4.0-yard average per offensive play . . . In 21-0 win over New England (12/10), notched four tackles and forced a Daniel Graham fumble that was recovered

CROWDER QUICK HITS

CAREER TRANSACTIONS: Third-round draft choice (70th overall) of Miami in 2005, with a choice obtained from Chicago in the Marty Booker-Adewale Ogunleye trade from 2004.

PRO CAREER AT A GLANCE: In his three NFL seasons, has shown the ability to play several different linebacker positions, including the middle, where he played for a majority of 2007. Channing has averaged more than six tackles a game over his 43 career NFL contests.

by Will Allen at the Patriots' 39, leading to an Olindo Mare field goal five plays later . . . Collected 10 tackles at Buffalo (12/17) . . . Included in his total in the Bills game was a 9-yard sack of Bills QB JP Losman, the first sack of Crowder's career.

2005 Started 13 of the 16 games in which he played during his rookie season . . . Opened 11 games at the weakside spot and two in the middle . . . The Dolphins opened in either five or six DBs in the only three games he did not start (at Buffalo, 10/9; vs. Tennessee, 12/24; at New England, 1/1/06) . . . Along with RB Ronnie Brown and CB Travis Daniels, it marked the first time since 1996 that three or more Dolphin rookies opened at least 10 games . . . Ranked second on the team with 90 tackles, the highest total by a Dolphins rookie since Zach Thomas tallied 164 in 1996 . . . It also was the fifth-highest total among NFL rookies in 2005 . . . Added two fumble recoveries, two forced fumbles and four passes defended on the year . . . Replaced an injured Zach Thomas (shoulder/ankle) at middle linebacker for games at Oakland (11/27) and vs. Buffalo (12/4) . . . Posted a season-high 10 tackles on two occasions; vs. Kansas City (10/21) and at San Diego (12/11) . . . Collected seven tackles at Tampa Bay (10/16) when he also recovered an Earnest Graham fumble that led to a Ronnie Brown 8-yard TD run on the next play from scrimmage . . . Prevented a potential touchdown vs. Atlanta (11/16) when he forced the ball loose from Justin Griffith with the Falcons at the Dolphins' 8, and was recovered by Travis Daniels . . . Also recovered a JP Losman fumble vs. Buffalo (12/4) . . .

AMONG ROOKIE TACKLE LEADERS: Despite the fact that he was not drafted until the third round, Crowder had one of the most productive seasons of any NFL defensive rookie in 2005 . . . According to figures from Stats, Inc., Crowder's unofficial total of 85 tackles was the fifth-highest total in the NFL:

HIGHEST TACKLE TOTALS AMONG 2005 NFL ROOKIES*

PLAYER, POSITION	TEAM	TACKLES			DRAFT STATUS	
		SOLO	ASST	TOTAL	ROUND	OVERALL
1. Kirk Morrison, LB	Oakland	87	25	112	3	78
2. Odell Thurman, LB	Cincinnati	69	37	106	2	48
3. Lofa Tatupu, LB	Seattle	86	19	105	2	45
4. Derrick Johnson, LB	Kansas City	79	16	95	1	15
5. CHANNING CROWDER, LB	MIAMI	53	32	85	3	70

*All figures according to Stats, Inc.

COLLEGE

Played two years at Florida (2003-04) and during that time started 17 of the 20 games in which he appeared . . . Amassed 179 tackles, 13.5 stops for loss, four sacks, three fumble recoveries, a pair of forced fumbles and an interception . . . Was a first-team All-Southeastern Conference selection in 2004 when he started eight of nine games and registered 73 tackles, a pair of sacks and an interception . . . As a redshirt freshman in 2003, opened nine of the 11 games in which he played, the most starts by a freshman in Florida history . . . Posted 106 tackles and two sacks, and was the SEC Defensive Freshman of the Year by The Sporting News as well as the National Freshman of the Year by College Football News . . . Majored in social and behavioral sciences.

PERSONAL

Single, resides in Davie, Fla . . . Attended North Springs High School in Atlanta, where he was a member of the National Honor Society . . . As a senior, recorded 114 tackles and 7.5 sacks while also rushing for more than 800 yards . . . Is the son of Randy Crowder, who was a sixth-round draft choice of Miami in 1974 and played with the team through 1976, and also went on to play with Tampa Bay from 1978-80 . . . They are the third father-son combination in Dolphins history, joining the Barbers (LB Rudy, 1968; FB Kantroy, 1999) and the Grieses (QB Bob, 1967-70; QB Brian, 2003) . . . The Crowders are the only father-son duo in team history to be drafted by the Dolphins . . . While at Florida, did charity work with the Goodwill Gators in which student-athletes visit local elementary schools to encourage children to read . . . With the Dolphins has participated in many events benefiting youth groups, such as Kids in Distress . . . Also has participated in the Miami Dolphins Junior Anglers Fishing Tournament, where he teaches children from the Boys and Girls Clubs of Broward County how to fish . . . Growing up, the Tampa Bay Buccaneers were his favorite sports team and Lawrence Taylor was his favorite athlete . . . In fact, has a Rottweiler named L.T . . . Enjoys hunting and fishing in spare time

... Lists "Pulp Fiction" as favorite movie, "Chappelle's Show" as favorite television show, "L.T.: Over the Edge," as favorite book and Trick Daddy as favorite recording artist ... Full name is Randolph Channing Crowder, born December 2, 1983 in State College, Pa.

CHANNING CROWDER'S NFL REGULAR SEASON STATISTICS

YEAR TEAM	GP GS	TACKLES						INTERCEPTIONS					FUMBLES		
		TOT	SOLO	ASST	SK	YDS		NO	YDS	LG	TD	PD	FF	FR	YDS
2005 Miami	16 13	90	55	35	0.0	0.0		0	0	—	0	4	2	2	0
2006 Miami	16 14	104	61	43	1.0	9.0		0	0	—	0	4	1	0	0
2007 Miami	11 10	78	61	17	0.5	0.5		0	0	—	0	0	0	0	0
NFL TOTALS	43 37	272	177	95	1.5	9.5		0	0	—	0	8	3	2	0

TRAVIS DANIELS

Cornerback



HEIGHT: 6-1

WEIGHT: 195

BORN: 9/8/82

COLLEGE: Louisiana State '05

ACQUIRED: D4, 2005

NFL: Fourth Season

DOLPHINS: Fourth Season

29



FINS FACT

Having been born and raised in South Florida, Travis' affection for the Miami Dolphins has always run deep. "I remember ever since I was a little kid, my first little football uniform was a Miami Dolphins uniform," Travis says. "Every day after pre-school I used to go put the uniform on and go in the neighborhood and start playing football with some of my friends. I wore it so much that everyone started messing with me about it, but now they are seeing me being able to play for the Miami Dolphins for real, so it all paid off."

PRO CAREER

2007 Played in all 16 games, including five starts ... Registered 27 tackles, an interception and four passes defended ... Opened the first two contests of the year at cornerback ... In opener at Washington (9/9), posted six tackles while also accounting for his lone interception of the season as he snared a Jason Campbell pass attempt deep in Dolphins territory in the fourth quarter, returning it 29 yards ... Started week three game at N.Y. Jets (9/23) at one safety spot and responded with five tackles ... Started at cornerback in game at Buffalo (12/9) and recorded a season-high seven tackles and two passes defended.

DANIELS QUICK HITS

CAREER TRANSACTIONS: Was a fourth-round draft choice (104th overall) of the Dolphins in 2005.

PRO CAREER AT A GLANCE: Has experience at both cornerback and safety over his first three NFL seasons. Travis has tallied three career interceptions, including one in each of his three seasons.

2006 Played in 12 games, including six starts . . . Was inactive for four games, including each of the first two while recovering from an ankle injury that forced him to miss the entire preseason . . . Registered 36 tackles, an interception and two passes defended . . . Interception came in first game of season, vs. Tennessee (9/24), as he picked off a Kerry Collins pass at the Dolphins' 31 with less than two minutes remaining in the game to preserve a 13-10 win . . . Also was inactive for games at N.Y. Jets (10/15) and vs. Green Bay (10/22) with a knee injury . . . Led the team in tackles with seven in a 27-10 Thanksgiving Day victory at Detroit (11/23) . . . Collected a season-high eight stops in finale at Indianapolis (12/31).

2005 Played in all 16 games, including 14 starts in his rookie season . . . Posted 62 tackles, a figure which ranked fifth on the team and second among defensive backs . . . Added one interception, 13 passes defended and a fumble recovery . . . Added two stops on special teams . . . Along with RB Ronnie Brown and LB Channing Crowder, it was the first time since 1996 that three or more Dolphin rookies started a minimum of 10 games . . . His 14 starts marked the most by a Dolphins rookie defensive back since Jarvis Williams opened all 16 contests at free safety in 1988 . . . They tied for the most-ever by a rookie cornerback in team history, as he equaled the mark first set by Curtis Johnson in 1970 . . . Started the season in a reserve role . . . In NFL debut, vs. Denver (9/11), picked off a Jake Plummer pass in the fourth quarter of the Dolphins' 34-10 victory . . . First start of NFL career came vs. Carolina (9/25) when he opened at left cornerback, a spot he held for the remainder of the year . . . Against Atlanta (11/6), registered five tackles and the first fumble recovery of his NFL career when he pounced on a Justin Griffith miscue that was forced by fellow rookie Channing Crowder . . . Had six tackles in 33-21 win at Oakland (11/27) when the Dolphins held the Raiders to 185 net passing yards and limited the duo of Randy Moss and Jerry Porter to a combined six receptions for 85 yards, including three for 28 by Moss . . . Posted a season- and team-high eight tackles vs. Buffalo (12/4), when he also came up with a season-best three passes defended.

COLLEGE

Was a four-year letterman (2001-04) at LSU who started each of his final two seasons . . . Overall in his career for the Tigers, opened 26 of the 33 games in which he appeared, and collected 109 tackles, two interceptions, two sacks and 38 passes defended . . . As a senior, started all 12 games and posted 48 tackles and nine passes defended . . . Scored a touchdown on a 1-yard return off a fumbled interception return by teammate Ali Highsmith against Arkansas State . . . Played in the Senior Bowl following the season . . . Opened all 14 games as a junior as LSU captured the national title . . . Amassed 58 tackles, two interceptions, a pair of sacks, 26 passes defended and a blocked kick . . . Opened the first six games of the season at free safety before moving to cornerback for the final eight contests . . . Returned an interception 48 yards for a touchdown against Mississippi State . . . Blocked a punt against Western Illinois . . . Majored in general studies.

PERSONAL

Single . . . Attended South Broward High School in Hollywood, Fla . . . Became the first Broward County player to be drafted by the Dolphins since the team selected S Bobby Harden (Piper High School) in the 12th round of the 1990 draft . . . Was a first-team Class 4A All-State pick as a defensive back his senior year . . . Also played wide receiver, a position from which he caught 34 passes for 500 yards and four touchdowns as a senior . . . Mother, Spring Grant, is such a huge Dolphins fan that shortly after Travis was born, she had him wearing aqua in the nursery at Hollywood Memorial Hospital . . . Has participated in the team's annual Fishing Tournament, which benefits the Miami Dolphins Foundation . . . Also has taught kids from the Boys and Girls Clubs of Broward County how to fish at the Miami Dolphins Junior Angler Clinic . . . In 2007, along with the team's other defensive backs, was part of the "All-Community Team" in which the unit donated a block of tickets for every home game to various high school students . . . Also has taken part in "Super Kids-Super Sharing," "Big Mama's Easter Basket Collection" and "Lift Up America Food Giveaway" . . . In addition, has participated in events through the Cooperative Feeding Program, while having made frequent visits to hospitals and schools . . . Enjoys listening to jazz, swimming, fishing, watching movies and playing Playstation 2 in free time . . . Growing up, Deion Sanders was his favorite athlete . . . Lists "Juice" as favorite movie, "The Fresh Prince of Bel-Air" as favorite television show, "Autobiography of Malcolm X" as favorite book and Young Jeezy as favorite recording artist . . . Full name is Travis Antwon Daniels, born September 8, 1982 in Hollywood, Fla.

TRAVIS DANIELS' NFL REGULAR SEASON STATISTICS

YEAR TEAM	GP GS	TACKLES						INTERCEPTIONS					FUMBLES		
		TOT	SOLO	ASST	SK	YDS		NO	YDS	LG	TD	PD	FF	FR	YDS
2005 Miami	16 14	62	48	14	0.0	0.0		1	4	4	0	13	0	1	0
2006 Miami	12 6	36	25	11	0.0	0.0		1	-2	-2	0	2	0	0	0
2007 Miami	16 5	27	19	8	0.0	0.0		1	29	29	0	4	0	1	0
NFL TOTALS	44 25	125	92	33	0.0	0.0		3	31	29	0	19	0	1	0

ADDITIONAL STATS

Special Teams Tackles: 2 in 2005

KEITH DAVIS

Safety



HEIGHT: 5-11

WEIGHT: 205

BORN: 12/30/78

COLLEGE: Sam Houston State '02

ACQUIRED: UFA, 2008 (Dall.)

NFL: Sixth Season

DOLPHINS: First Season

28

FINS FACT

Keith would like to coach high school football once his NFL career has concluded. "It's football in its purest form," he says. Keith has coached his oldest son's little league baseball team, and after having worked at the football camp of many of his friends from around the NFL, he hosted his own youth football camp in his hometown of Italy, Texas this past offseason. "I just love being around kids," Keith says. "I like teaching them, not just about the game, but about life."

PRO CAREER

2007 Was voted as the Cowboys' special teams captain . . . Played in 14 regular season games with one start . . . Was inactive for two games . . . On defense, recorded seven tackles and a pass defended . . . Tallied 18 tackles on special teams, a figure that tied for third on the squad . . . Was inactive for games vs. St. Louis (9/30) and at Buffalo (10/8) with a shoulder injury . . . Posted a pair of stops on defense and three tackles on special teams at Philadelphia (11/4) . . . Added three special teams tackles vs. Green Bay (11/29) . . . Lone start of the year came at Carolina (12/22) when he opened at strong safety in place of Roy Williams . . . Responded with four tackles and a pass defended as the Cowboys held the Panthers to 147 net passing yards and 216 total yards in a 20-13 victory . . . Played in a reserve role in Divisional Playoff game vs. N.Y. Giants (1/13/08).

2006 Played in 15 games with six starts . . . Posted 21 tackles on defense and 14 stops on special teams, as he ranked fifth on the squad in that category . . . On the year, the Cowboys were second in the NFL in kickoff return defense, as they allowed an average of just 19.6 yards per return . . . Had a career-high four special teams tackles, including three on punt coverage,

at Philadelphia (10/8) . . . Was inactive for Monday night game vs. N.Y. Giants (10/23) with an ankle injury . . . First start of the season came at free safety at Washington (11/5), his first of six straight starts . . . In those six games, the Cowboys went 4-2 . . . Registered a season-high five tackles on defense at N.Y. Giants (12/3), a 23-20 Dallas win . . . Played in a reserve role in First-Round Playoff game at Seattle (1/6/07).

2005 Played in all 16 games with 15 starts at free safety . . . On defense, tallied 68 tackles, three passes defended and a fumble recovery . . . Led the squad with 16 stops on special teams . . . Tackle total on defense ranked fourth on the team . . . Part of a unit that was 11th in the NFL in pass defense as it allowed an average of only 192.7 yards per game . . . Also was a key part of a coverage team that ranked sixth in the NFC and 11th in the league in punt return defense, as it permitted an average of 7.6 yards per return . . . First career start came in opener at San Diego (9/11) when he had three tackles and broke up a pass in the end zone on the Chargers' final possession of the game to preserve the Cowboys' 28-24 victory . . . The following week vs. Washington (9/19) recovered a Ladell Betts fumble . . . Recorded a season-best three special teams tackles in 34-13 win over Arizona (10/30), when he also contributed four tackles and a pass breakup on defense as the Cowboys held the Cardinals to 142 net passing yards . . . Registered a career-high seven tackles on defense in 20-7 win over Detroit (11/20) when the Lions were limited to 169 net passing yards by the Cowboys defense.

2004 Appeared in 15 games, all in a reserve role, with the Cowboys . . . Was second on the squad with 21 special teams tackles . . . Added two forced fumbles on coverage units . . . Part of a unit that led the NFL with a 17.5-yard average on kickoff returns and did not allow a return of longer than 35 yards . . . For his performance, was chosen to the "All-Joe Team," as selected by USA Today . . . Against Pittsburgh (10/17), tallied three special teams tackles and a forced fumble on kickoff coverage as the Cowboys limited the Steelers to a 13.6-yard average on five kickoff returns . . . Also had three special teams tackles in games vs. Detroit (10/31), at Seattle (12/6), vs. New Orleans (12/12) and vs. Washington (12/26), with three of those four games resulting in Dallas victories . . . In the Redskins game, forced an Antonio Brown fumble on a punt return in the fourth quarter that was recovered by Keith O'Neil at the Redskins' 42 in the Cowboys' 13-10 win . . . Was inactive for game vs. Philadelphia (11/15) with a hip injury . . . Played with Berlin of the NFL Europe League in the spring of '04 . . . Led team and finished second in the league with four interceptions as he helped the Thunder to a World Bowl title . . . Was second on the squad with 65 tackles as he was an All-NFLEL selection.

2003 Was out of football after being released by Dallas on July 26.

2002 As a rookie, had stints on both the Cowboys' active roster and practice squad . . . Appeared in eight games, all in a reserve role . . . Recorded five tackles and a pass breakup on defense and eight stops on special teams, including at least one in each of the final six games, with a season-high two in Thanksgiving Day win over Washington (11/28).

DAVIS QUICK HITS

CAREER TRANSACTIONS: Signed a two-year contract with the Dolphins as an unrestricted free agent from Dallas on March 11, 2008 . . . Originally went to camp with the Cowboys as an undrafted college free agent in 2002 . . . Was waived on September 1, 2002 and then signed to the practice squad a day later . . . Was released off the practice squad on September 10 and then re-signed to the practice squad on September 16 . . . Was activated to the 53-man roster on October 12 and then waived on October 22 . . . Was signed to the practice squad on October 23 and then activated to the 53-man roster on November 22 . . . Was released by the Cowboys on July 26, 2003 and then re-signed on January 18, 2004.

PRO CAREER AT A GLANCE: In five NFL seasons, Keith has carved a niche as one of the league's top special teams players. Since making the Cowboys' roster as an undrafted free agent in 2002, he has totaled 77 special teams stops, including a high of 21 in 2004, and 18 last year. He also has experience in the defensive backfield, having started 22 career games, all coming over the last three years.

COLLEGE

Was a four-year letterman at Sam Houston State (1998-2001) . . . Finished his career with 339 tackles and six interceptions . . . Also blocked five punts . . . Had 96 tackles and seven pass breakups as a senior . . . As a junior, he was named the Southland Conference Defensive Player of the Year and team MVP when he recorded 99 tackles, 14 stops for loss, two interceptions and two blocked punts . . . Was an honorable mention all-conference pick as a

sophomore when he secured 104 tackles, two interceptions, 11 passes defended, three forced fumbles, two fumble recoveries and three blocked punts . . . Earned degree in kinesiology.

PERSONAL

Has two sons, Jah'Shawn and Keith II, and a daughter Kiara . . . Was a two-time all-district and all-state wide receiver and defensive back at Italy (Texas) High School . . . Over his final two seasons, totaled five blocked punts while hauling in 33 touchdown passes . . . Was a starter on the school's basketball team that won the 1997 Class AA state title . . . Also started on the baseball team . . . Was active in the community during his tenure in Dallas . . . As a member of the Cowboys 2002 Rookie Club, a program designed to introduce rookies to community service in the Dallas area, Davis made monthly visits to non-profit organizations that helped children and adults . . . In 2004, he participated in the Cowboys Rookie Club Alumni visit to ChildCareGroup, when the players carved pumpkins with more than 140 pre-school children from low-income households . . . Also helped serve meals to more than 300 men and women at The Salvation Army during the Cowboys annual Early Thanksgiving Feast . . . During the 2005 season, supported the team's annual NFL United Way Hometown Huddle Event . . . Helped his teammates prepare and deliver meals to clients of Meals on Wheels and also donated Christmas gifts to children in need through The Salvation Army Angel Tree program . . . Born December 30, 1978 in Dallas, Texas.

KEITH DAVIS' NFL REGULAR SEASON STATISTICS

YEAR TEAM	GP	GS	TACKLES					INTERCEPTIONS					FUMBLES		
			TOT	SOLO	ASST	SK	YDS	NO	YDS	LG	TD	PD	FF	FR	YDS
2002 Dallas	8	0	5	2	3	0.0	0.0	0	0	-	0	1	0	0	0
2004 Dallas	15	0	0	0	0	0.0	0.0	0	0	-	0	0	0	0	0
2005 Dallas	16	15	68	45	23	0.0	0.0	0	0	-	0	3	0	1	5
2006 Dallas	15	6	21	12	9	0.0	0.0	0	0	-	0	0	0	0	0
2007 Dallas	14	1	7	5	2	0.0	0.0	0	0	-	0	1	0	0	0
NFL TOTALS	68	22	101	64	37	0.0	0.0	0	0	-	0	5	0	1	5

KEITH DAVIS' NFL PLAYOFF STATISTICS

YEAR TEAM	GP	GS	TACKLES					INTERCEPTIONS					FUMBLES		
			TOT	SOLO	ASST	SK	YDS	NO	YDS	LG	TD	PD	FF	FR	YDS
2006 Dallas	1	0	0	0	0	0.0	0.0	0	0	-	0	0	0	0	0
2007 Dallas	1	0	0	0	0	0.0	0.0	0	0	-	0	0	0	0	0
PLAYOFF TOTALS	2	0	0	0	0	0.0	0.0	0	0	-	0	0	0	0	0

ADDITIONAL STATS

Special Teams Tackles: 8 in 2002, 21 in 2004, 16 in 2005, 14 in 2006, 18 in 2007 for total of 77

Special Teams Forced Fumbles: 2 in 2004

DOLPHINS COACHING LONGEVITY

In 2007, former Dolphins secondary coach Mel Phillips wrapped up an impressive 23-year stint as an assistant on the team's coaching staff, a span which began in 1985. Over this time, Phillips served under six of the first seven head coaches in team history. Phillips' 23-year tenure with the club is the second-longest among assistant coaches in team history and third overall, including head coaches.

COACH	NO.	YEARS
Don Shula, Head Coach	26	1970-95
Carl Tasseff, Assistant	24	1970-93
Mel Phillips, Assistant	23	1985-2007
Tom Keane, Assistant	20	1966-85
John Sandusky, Assistant	19	1976-94

JOHN DENNEY

Long Snapper



HEIGHT: 6-5

WEIGHT: 255

BORN: 12/13/78

COLLEGE: Brigham Young '05

ACQUIRED: FA, 2005

NFL: Fourth Season

DOLPHINS: Fourth Season

92



FINS FACT

After graduating from high school in 1997, John spent two years serving a Spanish-speaking Church mission to Morristown, New Jersey. That experience taught him one major lesson in life. "Rejection," he says. "Day after day, you try to do your best. Some days go smoother than others, but sometimes people don't open their doors to you. You can't blame them. You've got to understand and do all you can do to just control what you can control. And the rest will fall into place."

PRO CAREER

2007 Played in all 16 games, solely on special teams . . . Contributed three tackles on punt coverage unit.

2006 Participated in every contest, all on special teams . . . Registered five tackles on punt coverage unit over the course of the season, in addition to a fumble recovery . . . Notched two tackles and a fumble recovery in Monday night game vs. N.Y. Jets (12/25) . . . Pounced on a Brad Kassell fumbled punt at the Jets' 42 in the fourth quarter, leading to an Olindo Mare field goal eight plays later, tying the game at 10-10.

2005 Beat out incumbent Ed Perry for the long-snapping duties following the preseason and held the spot for all of 2005 . . . Was the only undrafted rookie to spend all 16 games on the team's 53-man roster . . . Participated in every contest, all on special teams . . . Registered five tackles on punt coverage unit over the course of the season, including two at San Diego (12/11) . . . Part of a unit that yielded just 4.9 yards per punt return, the second-best figure in the AFC and third in the NFL.

DENNEY QUICK HITS

CAREER TRANSACTIONS: Was signed by the Dolphins as an undrafted college free agent on April 29, 2005.

PRO CAREER AT A GLANCE: Has played in all 48 games in his NFL career, having established himself as a steady long snapper. Also has exhibited athleticism, having accounted for 13 special teams tackles. In John's three seasons as the team's long snapper, Dolphins punters have put together a net average of 37.4. In addition kickers have converted all 81 PATs while they have connected on 80.9 percent of their field goals (72 of 89).

COLLEGE

Lettered three years at BYU (2002-04) . . . As a defensive end, appeared in a total of 32 games, including 29 starts . . . Also handled the long-snapping duties for the Cougars . . . Recorded 94 tackles in his career . . . As a senior, posted 27 tackles, 8.5 stops for loss, 4.5 sacks and a forced fumble as he was chosen to play in the Hula Bowl . . . Amassed 42 tackles, six stops for loss and 4.5 sacks as a junior when he received Academic All-Mountain West Conference honors . . . Redshirted in 2001 after transferring from Ricks Junior College in Rexburg, Idaho, where he played in 2000 . . . Majored in business management.

PERSONAL

Married (Christy) with two sons, Austin and Brock . . . Attended Horizon High School in Thornton, Colorado, where he graduated with National Student-Athlete Honors . . . Has played the violin since age five and still plays it on occasion . . . Enjoys playing golf in spare time . . . Has donated time and money for the Dolphins' annual turkey giveaway . . . Also has made hospital visits and participated in Hurricane Wilma relief efforts . . . Has taken part in the team's Golf and Fishing Tournaments, both of which benefit the Miami Dolphins Foundation . . . Also has been part of the "Lift Up America Food Giveaway" event as well as "Rebuilding Together" . . . Enjoys working with kids, having visited schools and participated in the club's holiday toy event . . . Growing up, his favorite sports team was the Denver Broncos . . . Lists "Endless Summer II" as favorite movie, "Seinfeld" as favorite television show, "Bringing Down the House" as favorite book and Dave Matthews as favorite recording artist . . . Brother, Ryan, currently is a defensive end with Buffalo after the Bills made him a second-round draft choice in 2002 . . . Younger brother, Brett, is in his junior season as a defensive lineman at BYU . . . Full name is John S. Denney, born December 13, 1978 in Denver, Colorado.

JOHN DENNEY'S NFL REGULAR SEASON STATISTICS

GAMES/STARTS: 2005: 16/0, 2006: 16/0, 2007: 16/0 **NFL TOTALS:** 48/0

ADDITIONAL STATS

Special Teams Tackles: 5 in 2005, 5 in 2006, 3 in 2007 for total of 13

Special Teams Fumble Recoveries: 1 in 2006

ANTHONY FASANO

Tight End



HEIGHT: 6-4
WEIGHT: 255
BORN: 4/20/84
COLLEGE: Notre Dame '06
ACQUIRED: T, 2008 (Ball.)
NFL: Third Season
DOLPHINS: First Season

81

FINS FACT

In an effort to give back to the youth of the tri-state area of New York, New Jersey and Connecticut, Anthony started the "Anthony Fasano Foundation" this past offseason. The Foundation focuses on many different areas that help kids. This past June, they held their first fundraiser – a golf tournament in New Jersey – whose proceeds benefitted the Reed Academy in Garfield, N.J., a school for children afflicted with autism.

PRO CAREER

2007 Played in all 16 regular season games, including six starts . . . Caught 14 passes for 143 yards and a touchdown . . . Blocking was critical as the Cowboys averaged 4.2 yards per rush attempt, including a 4.8-yard mark by Marion Barber (204-975) . . . Of his 14 catches on the year,

six were good for a first down . . . Accounted for a career-long 26-yard reception vs. New England (10/14) . . . Tied that career-long vs. Green Bay (11/29) as his 26-yarder that day was good for his first career touchdown as the Cowboys went on for a 37-27 victory over the Packers . . . In finale at Washington (12/30), tied a career high with three receptions (15 yards) . . . Started Divisional Playoff game vs. N.Y. Giants (1/13/08) and caught one pass for five yards.

2006 Played in all 16 regular season games with five starts . . . Totaled 14 receptions for 126 yards . . . Blocking proved key as Julius Jones rushed for 1,084 yards . . . Started opener at Jacksonville (9/10), becoming just the third rookie tight end in club history to start in the opener . . . In second career outing, vs. Washington (9/17), tallied his first NFL receptions as he established career-high figures with three catches for 39 yards . . . Also had three catches (11 yards) at Carolina (10/29) . . . Had a season-long 22-yard reception vs. Indianapolis (11/19) . . . Played in a reserve role in First-Round Playoff Game at Seattle (1/6/07) . . . Did not have any receptions.

FASANO QUICK HITS

CAREER TRANSACTIONS: Acquired by the Dolphins from Dallas, along with LB Akin Ayodele, on April 26, 2008 in exchange for a 2008 fourth-round draft choice (100th overall) . . . Originally was a second-round draft choice (53rd overall) of the Cowboys in 2006.

PRO CAREER AT A GLANCE: Playing behind All-Pro Jason Witten in his first two NFL seasons, Anthony made contributions to the Cowboys' offense as both a receiver and blocker, and played in all 32 regular season games. Over his two seasons, the Cowboys averaged 4.1 yards per rush attempt and allowed an average of only 31 sacks.

COLLEGE

Played three years at Notre Dame (2003-05) during which time he tallied 92 receptions for 1,112 yards and eight touchdowns . . . Ranks second among tight ends on the Notre Dame all-time list for both receptions and receiving yards . . . As a senior, he was one of three finalists for the John Mackey Award as college football's top tight end . . . That year, he put together career-high figures of 47 catches and 576 yards . . . Had a reception in each of his final 20 collegiate appearances . . . Did not play as a freshman in 2002 . . . Graduated with a degree in marketing.

PERSONAL

Attended Verona (N.J.) High School where he was a four-year letterman in football as a tight end and defensive lineman . . . Served as team captain his final two years . . . As a senior, caught 78 passes for 1,460 yards a county-record 23 touchdowns as he helped the school to the state title among Group I schools . . . Threw the game-winning PAT in the 2001 state title game . . . Finished his career with a county-record 42 touchdown receptions . . . Also lettered in basketball and was team captain his final two years . . . Was a two-time all-state selection in track and won the New Jersey Group I state championship in the javelin in his first year competing in the event . . . Also played on the school's baseball team and in his first outing as a freshman pitcher, tossed a one-hitter . . . As a member of the Cowboys 2006 Rookie Club, a program designed to introduce rookies to community service in the Dallas area, made monthly charity visits to non-profit organizations, including United Way Hometown Huddle events as well as the Salvation Army . . . Full name is Anthony Joseph Fasano, born April 20, 1984 in Verona, N.J.

ANTHONY FASANO'S NFL REGULAR SEASON STATISTICS

YEAR	TEAM	GP	GS	RECEIVING					RUSHING				
				NO.	YDS.	AVG.	LG	TD	ATT.	YDS.	AVG.	LG	TD
2006	Dallas	16	5	14	126	9.0	22	0	0	0	—	—	0
2007	Dallas	16	6	14	143	10.2	26t	1	0	0	—	—	0
NFL TOTALS		32	11	28	269	9.6	26t	1	0	0	—	—	0

ANTHONY FASANO'S NFL PLAYOFF STATISTICS

YEAR	TEAM	GP	GS	RECEIVING					RUSHING				
				NO.	YDS.	AVG.	LG	TD	ATT.	YDS.	AVG.	LG	TD
2006	Dallas	1	0	0	0	—	—	0	0	0	—	—	0
2007	Dallas	1	1	1	5	5.0	5	0	0	0	—	—	0
NFL TOTALS		2	1	1	5	5.0	5	0	0	0	—	—	0

SINGLE-GAME HIGHS

Most Receptions:	3 vs. Washington, 9/17/06
	3 at Carolina, 10/29/06
	3 at Washington, 12/30/07
Most Receiving Yards:	39 vs. Washington, 9/17/06
Longest Receptions:	26 vs. New England, 10/14/07
	26t vs. Green Bay, 11/29/07

2006 GAME-BY-GAME STATISTICS (Dallas)

DATE	OPPONENT	P/S	RECEIVING				RUSHING				W/L	SCORE
			NO.	YDS.	LG	TD	ATT.	YDS.	LG	TD		
9/10	at Jacksonville	S	0	0	-	0	0	0	-	0	L	17-24
9/17	WASHINGTON	S	3	39	14	0	0	0	-	0	W	27-10
10/1	at Tennessee	S	0	0	-	0	0	0	-	0	W	45-14
10/8	at Philadelphia	P	0	0	-	0	0	0	-	0	L	24-38
10/15	at HOUSTON	P	0	0	-	0	0	0	-	0	W	34-6
10/23	NEW YORK GIANTS	P	2	16	9	0	0	0	-	0	L	22-36
10/29	at Carolina	P	3	11	5	0	0	0	-	0	W	35-14
11/5	at Washington	S	2	16	11	0	0	0	-	0	L	19-22
11/12	at Arizona	P	0	0	-	0	0	0	-	0	W	27-10
11/19	INDIANAPOLIS	P	1	22	22	0	0	0	-	0	W	21-14
11/23	TAMPA BAY	P	1	9	9	0	0	0	-	0	W	35-10
12/3	at New York Giants	S	0	0	-	0	0	0	-	0	W	23-20
12/10	NEW ORLEANS	P	0	0	-	0	0	0	-	0	L	14-42
12/16	at Atlanta	P	0	0	-	0	0	0	-	0	W	38-28
12/25	PHILADELPHIA	P	2	13	7	0	0	0	-	0	L	7-23
12/31	DETROIT	P	0	0	-	0	0	0	-	0	L	31-39
1/6/07	at Seattle#	P	0	0	-	0	0	0	-	0	L	20-21
2006 TOTALS			16-5	14	126	22	0	0	0	-	0	9-7
PLAYOFF TOTALS			1-0	0	0	-	0	0	-	0	0-1	

2007 GAME-BY-GAME STATISTICS (Dallas)

DATE	OPPONENT	P/S	RECEIVING				RUSHING				W/L	SCORE
			NO.	YDS.	LG	TD	ATT.	YDS.	LG	TD		
9/9	N.Y. GIANTS	P	0	0	-	0	0	0	-	0	W	45-35
9/16	at Miami	P	1	12	12	0	0	0	-	0	W	37-20
9/23	at Chicago	P	1	3	3	-	0	0	-	0	W	34-10
9/30	ST. LOUIS	S	1	14	14	0	0	0	-	0	W	35-7
10/8	at Buffalo	P	1	2	2	0	0	0	-	0	W	25-24
10/14	NEW ENGLAND	S	1	26	26	0	0	0	-	0	L	27-48
10/21	MINNESOTA	P	2	14	10	0	0	0	-	0	W	24-14
11/4	at Philadelphia	S	0	0	-	0	0	0	-	0	W	38-17
11/11	at New York Giants	S	1	9	9	0	0	0	-	0	W	31-20
11/18	WASHINGTON	P	0	0	-	0	0	0	-	0	W	28-23
11/22	NEW YORK JETS	P	0	0	-	0	0	0	-	0	W	34-3
11/29	GREEN BAY	P	1	26	26t	1	0	0	-	0	W	37-27
12/9	at Detroit	P	1	1	1	0	0	0	-	0	W	28-27
12/16	PHILADELPHIA	P	1	10	10	0	0	0	-	0	L	6-10
12/22	at Carolina	S	1	12	12	0	0	0	-	0	W	20-13
12/30	at Washington	S	3	15	9	0	0	0	-	0	L	6-27
1/13/08	N.Y. GIANTS#	S	1	5	5	0	0	0	-	0	L	17-21
2007 TOTALS			16-6	15	148	26t	1	0	0	-	0	13-3
PLAYOFF TOTALS			1-1	1	5	5	0	0	0	-	0	0-1

- Playoff Game

* - Overtime

ANTHONY FASANO'S RECEIVING BREAKDOWN

	2007						CAREER					
	G	NO	YDS	AVG	LG	TD	G	NO	YDS	AVG	LG	TD
Buffalo	1	1	2	2.0	2	0	1	1	2	2.0	2	0
Miami	1	1	12	12.0	12	0	1	1	12	12.0	12	0
New England	1	1	26	26.0	26	0	1	1	26	26.0	26	0
N.Y. Jets	1	0	0	-	-	0	1	0	0	-	-	0
AFC East	4	3	40	13.3	26	0	4	3	40	13.3	26	0
Baltimore	-	-	-	-	-	-	-	-	-	-	-	-
Cincinnati	-	-	-	-	-	-	-	-	-	-	-	-
Cleveland	-	-	-	-	-	-	-	-	-	-	-	-
Pittsburgh	-	-	-	-	-	-	-	-	-	-	-	-
AFC NORTH	-	-	-	-	-	-	-	-	-	-	-	-
Houston	-	-	-	-	-	-	1	0	0	-	-	0
Indianapolis	-	-	-	-	-	-	1	1	22	22.0	22	0
Jacksonville	-	-	-	-	-	-	1	0	0	-	-	0
Tennessee	-	-	-	-	-	-	1	0	0	-	-	0
AFC South	-	-	-	-	-	-	4	1	22	22.0	22	0
Denver	-	-	-	-	-	-	-	-	-	-	-	-
Kansas City	-	-	-	-	-	-	-	-	-	-	-	-
Oakland	-	-	-	-	-	-	-	-	-	-	-	-
San Diego	-	-	-	-	-	-	-	-	-	-	-	-
AFC West	-	-	-	-	-	-	-	-	-	-	-	-
AFC Total	4	3	40	13.3	26	0	8	4	62	15.5	26	0
Dallas	-	-	-	-	-	-	-	-	-	-	-	-
N.Y. Giants	2	1	9	9.0	9	0	4	3	25	8.3	9	0
Philadelphia	2	1	10	10.0	10	0	4	3	23	7.7	10	0
Washington	2	3	15	5.0	9	0	4	8	70	8.8	14	0
NFC East	6	5	34	6.8	10	0	12	14	118	8.4	14	0
Chicago	1	1	3	3.0	3	0	1	1	3	3.0	3	0
Detroit	1	0	0	-	-	0	2	0	0	-	-	0
Green Bay	1	1	26	26.0	26t	1	1	1	26	26.0	26t	1
Minnesota	1	2	14	7.0	10	0	1	2	14	7.0	10	0
NFC NORTH	4	4	43	10.8	26t	1	5	4	43	10.8	26t	1
Atlanta	-	-	-	-	-	-	1	0	0	-	-	0
Carolina	1	1	12	12.0	12	0	2	4	23	5.8	12	0
New Orleans	-	-	-	-	-	-	1	0	0	-	-	0
Tampa Bay	-	-	-	-	-	-	1	1	9	9.0	9	0
NFC South	1	1	12	12.0	12	0	5	5	32	6.4	12	0
Arizona	-	-	-	-	-	-	1	0	0	-	-	0
St. Louis	1	1	14	14.0	14	0	1	1	14	14.0	14	0
San Francisco	-	-	-	-	-	-	-	-	-	-	-	-
Seattle	-	-	-	-	-	-	-	-	-	-	-	-
NFC West	1	1	14	14.0	14	0	2	1	14	14.0	14	0
NFC Total	12	11	103	9.4	26t	1	24	24	207	8.6	26t	1
Home	8	6	90	15.0	26t	1	16	15	189	12.6	26t	1
Road	8	8	53	6.6	12	0	16	13	80	6.2	12	0
1st Down	16	3	34	11.3	26	0	32	12	128	10.7	26	0
2nd Down	16	10	100	10.0	26t	1	32	13	115	8.8	26t	1
3rd Down	16	1	9	9.0	9	0	32	3	26	8.7	12	0
4th Down	16	0	0	-	-	0	32	0	0	-	-	0
1st Half	16	9	103	11.4	26t	1	32	15	153	10.2	26t	1
2nd Half	16	5	40	8.0	14	0	32	13	116	8.9	22	0
Grass	5	6	42	7.0	12	0	11	11	69	6.3	12	0
Turf	11	8	101	12.6	26t	1	21	17	200	11.8	26t	1
September	4	3	29	9.7	14	0	6	6	68	11.3	14	0
October	3	4	42	10.5	26	0	8	9	69	7.7	26	0
November	5	2	35	17.5	26t	1	9	6	82	13.7	26t	1
December	4	5	37	7.4	12	0	9	7	50	7.1	12	0
Games 1-8	8	7	71	10.1	26	0	16	17	153	9.0	26	0
Games 9-16	8	7	72	10.3	26t	1	16	11	116	10.5	26t	1
Wins	13	9	92	10.2	26t	1	22	17	173	10.2	26t	1
Losses	3	5	51	10.2	26	0	10	11	96	8.7	26	0

JAY FEELY

Kicker



HEIGHT: 5-10
WEIGHT: 205
BORN: 5/23/76
COLLEGE: Michigan '99
ACQUIRED: UFA, 2007 (NYG)
NFL: Eighth Season
DOLPHINS: Second Season

3

FINS FACT

In between graduating from the University of Michigan in 1999 and attending his first NFL training camp, with Atlanta in 2001, Jay worked as a financial consultant with the Minnesota-based Wealth Enhancement Group. In fact, during his tenure with the Falcons, he wrote columns which gave out financial advice to fans on the team's web site. He still follows the financial world quite closely and offers advice to teammates who seek it. Jay also has an interest in many other current events, including politics. "I want to educate myself in whatever I'm interested in," he says. "I'm a very goal-oriented person."

PRO CAREER

2007 Put together not only the most accurate season of his career, but also in Dolphins history, as he connected on 21 of his 23 attempts . . . His 91.3 percent accuracy mark eclipsed the previous club record of 90.5 percent, set by Olindo Mare in 2001 (19 of 21) . . . In addition, Feely's mark was the third-best in the AFC and in the NFL among kickers with more than five attempts . . . He also connected on all 26 of his PATs and recorded five special teams tackles, a figure that ranked seventh on the squad despite the fact that they all came on kickoff coverage . . . Point total of 89 led the team . . .

SINGLE-SEASON FIELD GOAL ACCURACY LEADERS IN DOLPHINS

HISTORY: By connecting on all but two of his 23 field goal attempts, Feely established a new Dolphins single-season field goal accuracy mark, with a 91.3 percent figure, one of only three in team history that is better than 90 percent, as he is one of only two kickers to accomplish this feat:

FEELY QUICK HITS

CAREER TRANSACTIONS: Signed a three-year contract with the Dolphins as an unrestricted free agent from the Giants on March 8, 2007 . . . Originally went to camp with Atlanta as an undrafted college free agent in 2001 . . . Signed with the Giants as an unrestricted free agent on March 8, 2005.

PRO CAREER AT A GLANCE: Has played in all 112 league games since entering the NFL with Atlanta in 2001. Jay has improved his field goal accuracy from the previous season each of the last four years and has reached the 80.0 percent mark for field goal accuracy in four of his previous seven seasons. He also has exhibited his athleticism, having tallied 28 special teams tackles. Jay enters 2008 having converted his last 164 PATs in the regular season. In his career, 75 of his 534 kickoffs have gone for touchbacks, while he has accounted for five successful inside kicks, including two apiece in 2001 and 2004.

HIGHEST SINGLE-SEASON FIELD GOAL ACCURACY MARKS IN DOLPHINS HISTORY

PLAYER	YEAR	FGM	FGA	PCT
1. JAY FEELY	2007	21	23	91.3
2. Olindo Mare	2001	19	21	90.5
3. Olindo Mare	2000	28	31	90.3
4. Olindo Mare	1999	39	46	84.8
5. Pete Stoyanovich	1990	21	25	84.0

AMONG NFL 2007 FIELD GOAL ACCURACY LEADERS: Feely's accuracy rate on field goals of 91.3 percent was the third-best mark in the AFC and in the NFL among kickers with more than five attempts in 2007:

HIGHEST FIELD GOAL PERCENTAGES IN NFL IN 2007 (MIN. 6 FGA)

PLAYER	TEAM	FGM	FGA	PCT
1. Josh Scobee	Jacksonville	12	13	92.3
2. Jeff Reed	Pittsburgh	23	25	92.0
3. JAY FEELY	MIAMI	21	23	91.3
4. Shayne Graham	Cincinnati	31	34	91.2
5. Rob Bironas	Tennessee	35	39	89.7

FIELD GOAL ACCURACY OVER THE LAST THREE YEARS: Feely has now improved on his field goal accuracy mark from the previous season each of the last four years . . . Over the last three years, he has connected on at least 83.3 percent of his field goals each year . . . Combined over this three-year stretch, he has connected on an impressive 85.9 percent of his field goals (79-92) . . . Feely's field goal percentage over this three-year span is seventh-best in the NFL:

HIGHEST FIELD GOAL PERCENTAGES IN NFL FROM 2005-07 (MIN. 30 FGM)

PLAYER	TEAM	FGM	FGA	PCT
1. Nate Kaeding	San Diego	71	80	88.8
2. Matt Stover	Baltimore	85	96	88.5
3. Morten Andersen	Atlanta	45	51	88.2
4. Joe Nedney	San Francisco	72	82	87.8
5. Shayne Graham	Cincinnati	84	96	87.5
6. Rian Lindell	Buffalo	76	87	87.4
7. JAY FEELY	GIANTS, MIAMI	79	92	85.9

CONSECUTIVE FIELD GOALS: Feely entered the 2007 season having made each of his previous 10 field goals during the regular season and 12 overall, including playoffs . . . He connected on each of his first 12 attempts as a Dolphin, with his first miss coming in contest against the Giants in London on October 28 when he was wide right on a 48-yard attempt . . . This streak of 22 straight field goals (regular season only) marks the longest streak of his career, surpassing his string of 14 in a row, which spanned 2004-05. . . In addition, entering a game at Philadelphia (11/18/07), Feely had converted each of his previous 24 field goals on the road in the regular season and 26 overall, including playoffs, consisting of each of his first nine as a Dolphin . . . It was a streak that dated back to 2005 . . . In the Eagles game, he missed on a 47-yard attempt, ending the streak . . .

LONG FIELD GOALS: Feely hit a season-long field goal of 53 yards, one which occurred on December 2, 2007 against the Jets at Dolphin Stadium . . . It was the second-longest of his career, trailing only his 55-yarder on September 30, 2001 at Arizona as a member of the Atlanta Falcons . . . It also tied for the fourth-longest by a Dolphin in the regular season and tied for fifth overall, including playoffs . . . It was the longest by a Dolphin since October 16, 2005 when Olindo Mare connected on a 53-yarder at Tampa Bay:

LONGEST FIELD GOALS IN DOLPHINS HISTORY

PLAYER	DATE, OPPONENT	DISTANCE
1. Pete Stoyanovich	11/12/89, at Jets	59
2. Pete Stoyanovich	1/5/91, vs. K.C.*	58
3. Garo Yepremian	10/22/72, vs. Buffalo	54
Olindo Mare	10/24/99, vs. Phil.	54
5. JAY FEELY	12/2/07, VS. JETS	53
10 other times by 4 players		53

*Indicates playoff game

GAME-WINNING KICKS: In his career in the fourth quarter or overtime, Feely has kicked four field goals that either tied the game (in a win) or gave his teams their final lead . . . Overall in his career in the fourth quarter (or overtime) he has kicked five field goals that either tied the game with with his team going on to win or gave its final lead in their victory:

JAY FEELY'S GAME-TYING OR WINNING FOURTH QUARTER OR OVERTIME KICKS

DATE	OPPONENT	SITUATION	LENGTH OF FIELD GOAL	W/L	FINAL SCORE
12/23/01	vs. Buffalo	Tied 30-30 with 0:00 left in regulation	52 yards	W	33-30
10/27/02	at New Orleans	Falcons trailing 35-34 with 0:00 left in regulation	47 yards	W	37-35
12/18/04	vs. Carolina	Tied 31-31 with 12:35 left in overtime	38 yards	W	34-31 (OT)
12/11/05	at Philadelphia	Tied 23-23 with 3:55 left in overtime	34 yards	W	26-23 (OT)
9/17/06	at Philadelphia	Giants trailing 24-21 with 0:07 left in regulation	35 yards	W	30-24 (OT)

2007 GAME HIGHLIGHTS: Played in the 100th NFL regular season contest of his career in week four against Oakland (9/30) . . . Accounted for season highs in both field goals (4) and points (13) the following week at Houston (10/7), as he connected on all four of his field goal attempts, including two from 40 yards or longer (40,48), in addition to his only PAT . . . The four successful field goals are tied for the third-highest total of his career and it marked the sixth time in his career that he tallied four or more field goals in a game . . . Hit a season-long 53-yard field goal vs. N.Y. Jets (12/2), when he also connected from 44 yards – as they were his only two attempts of the game . . . The 53-yarder stands as the second-longest of his career, trailing only his 55-yarder in his rookie season of 2001, on September 30 at Arizona as a member of the Falcons . . . His 53-yarder also is tied for the fourth-longest field goal in Dolphins history during the regular season and fifth overall, including playoffs . . . Converted all three field goal attempts vs. Baltimore (12/16) as the Dolphins recorded their only win of the season, a 22-16 overtime decision . . . Two of his three field goals occurred in the fourth quarter – a 22-yarder 2:54 into the period to tie the game at 13-13 and a 29-yarder with 1:56 to play, giving the Dolphins a 16-13 lead.

2006 Connected on 23 of 27 field goals and all 38 PATs for 107 points for the Giants, the fourth time in his six-year career that he reached the 100-point plateau . . . Marked third straight year in which he converted all of his PATs . . . Field goal accuracy rate of 85.2 marked a career best and is the third-highest single-season figure in Giants history . . . Lone field goal at Philadelphia (9/17) was a 35-yarder with seven seconds to play, tying the game at 24 as the Giants went on to win the game in overtime . . . Connected on a season-high four field goals (5 atts.) in a 19-3 win over Washington (10/8) . . . Missed his first attempt in that game, from 47 yards away, but made his next four, starting of a string of nine in a row, covering a four-game span . . . Connected on all three field goal attempts, including a season-long 47 yard kick, vs. Philadelphia (12/17) . . . Of six kickoffs in Eagles game, three went for touchbacks, tied for the second-highest total of his career . . . Converted his final 10 field goal attempts of the regular season, covering a seven-game stretch . . . Hit on both field goal attempts (20,24) and both PATs in First-Round Playoff game at Philadelphia (1/7/07).

2005 Converted 35 of 42 field goals, both career-high figures . . . Also hit on all 43 PATs for 148 total points, the most in the NFL in 2005 and a figure which set a new Giants single-season record, surpassing the old mark of 127 points, set by Ali Haji-Sheikh in 1983 . . . Field goal accuracy rate of 83.3 was a career-best to that point and tied for the third-highest single-season figure in Giants history, along with Haji-Sheikh at the time . . . Tied Haji-Sheikh's club single-season record for both field goals made and attempts, marks which Haji-Sheikh achieved in 1983 . . . Hit a career-high three field goals of 50 yards or longer (5 atts.), tying a team single-season record set by Joe Danelo in 1981 and Steve Christie in 2004 . . . Was voted as a first alternate to the NFC Pro Bowl squad . . . Connected on his first 13 field goal attempts of the season . . . Hit both field goal attempts – from 50 and 45 yards – in 16-13 overtime loss at Dallas (10/16), the first of three straight games in which he hit on a field goal of 50 yards or longer . . . Connected on a season-long 52-yard field goal the following week in a 24-23 win over Denver (10/23) . . . Tied a career-high with five field goals (6 atts.) in 36-0 win over Washington (10/30), when he accumulated a career-high 18 points . . . Included in his total that day was a 50-yard field goal . . . Third attempt in the Redskins game hit the left upright from 51 yards out, snapping his string of 14 straight successful field goals in the regular season dating back to 2004, the longest streak of his career to that point . . . Also in the Redskins game hit three kickoffs for touchbacks, tied for the second-highest total of his career . . . Made 2 of 5 field goal attempts and only PAT at Seattle (11/27) . . . Missed three consecutive potential game-winning field goals, a 40-yarder at the end of regulation (wide left), and two in overtime: the first from 54 yards (short) and the next from 45 yards (short) . . . Hit on all four field goal attempts at Philadelphia (12/11) . . . Fourth field goal of the afternoon was a 34-yarder with 3:55 to play in overtime, giving the Giants a 26-23 victory . . . Had a 29-yard field goal attempt blocked at Washington (12/24) . . . Did not attempt any field goals in First-Round Playoff game vs. Carolina (1/8/06).

2004 Was 18 of 23 on field goals and 40-40 on PATs for 94 points . . . Recovered his own onside kick vs. St. Louis (9/19) in an Atlanta 34-17 win . . . Accounted for all of Atlanta's points, on field goals of 25 and 23 yards, in a 6-3 win over Arizona (9/26) . . . Second reception of NFL career came vs. Detroit (10/10) when he hauled in a pass from holder Chris Mohr on a fake field goal attempt, which went for minus-2 yards . . . Also had a successful onside kick in 41-28 win at Denver (10/31), the fifth successful onside kick in his career . . . Was 2-3 on field goals vs. Carolina (12/18) . . . Included in his total that day was a 38-yarder, 2:25 into the overtime period, giving the Falcons a 34-31 victory . . . Converted both field goal attempts and all seven PATs in two playoff games following the season . . . Had a 38-yarder in Divisional win over St. Louis (1/15/05).

2003 Was 19-27 on field goals and 32-33 on PATs for 89 total points . . . Had a 60-yard field goal attempt blocked at St. Louis (10/13) . . . Hit on all three field goal attempts, including a season-long 46-yarder, vs. Philadelphia (11/2) . . . Had a PAT blocked the following week at N.Y. Giants (11/9), the last time he missed a PAT . . . Was short on a 54-yard field goal in overtime at New Orleans (11/16), a game the Falcons would go on to lose, 23-20 . . . Was good on all three of his field goal attempts at Tampa Bay (12/20) – from 26, 38 and 37 yards away – as the Falcons recorded a 30-28 victory over the Bucs.

2002 Converted 32 of 40 field goals, as 80.0 percent accuracy rate ranked a career best to that point . . . Also hit on 42 of 43 PATs for 138 points, the second-highest total of his career . . . The 32 field goals, 40 attempts and 138 points all represent Falcons single-season standards . . . In addition, the 32 field goals tied him with Tampa Bay's Martin Gramatica for the most in the NFL, while the 40 attempts led the NFL and the 138 points were second-best in the league and the most by a kicker (Kansas City running back Priest Holmes had 144 points) . . . Along with his 115 points from 2001, became the first Falcons kicker with consecutive 100-point seasons since Morten Andersen had 104 and 120 points in 1997 and 1998, respectively . . . In season-opening 37-34 overtime loss at Green Bay (9/8), connected on both field goals, including a season-long 52-yarder, which came with five seconds to play in regulation to send the game into overtime . . . In addition, of his eight kickoffs on the day, four went for touchbacks, a career high . . . Had a successful onside kick vs. Tampa Bay (10/6) . . . Earned NFL Special Teams Player of the Week accolades in 30-0 win over Carolina (10/20) when he connected on all three of his field goal attempts – from 41, 45 and 49 yards away . . . It marked the first time that a Falcon had three 40+-yard field goals in the same game since Andersen on 12/10/95 vs. New Orleans . . . Also hit on three attempts at New Orleans (10/27) – from 31, 32 and 47 yards . . . Final field goal occurred as time expired in regulation, lifting the Falcons to a 37-35 victory . . . His 32-yarder, 25 seconds into the final period gave Atlanta a 27-25 lead . . . The kick capped an October in

which he connected on 9 of 10 field goals and all nine PATs and was named NFC Special Teams Player of the Month . . . The following week vs. Baltimore (11/3), accounted for the game's final points on a 40-yarder with 2:02 to play in the third quarter, giving the Falcons a 20-17 victory . . . Had a 56-yard field goal attempt with one second to play in overtime blocked at Pittsburgh (11/10), as the game finished in a 34-34 tie . . . It also snapped his string of 13 straight successful field goals . . . Lone field goal at Minnesota (12/1) was good from 44 yards out with 3:33 to play, giving the Falcons a 24-21 lead in a game they would go on to win in overtime, 30-24 . . . In 36-15 victory over Detroit (12/22), hit all five field goal attempts – from 23,23,36, 20 and 39 yards out – as he set a career best . . . Also converted all three PATs for 18 points, which also established a career high . . . Five field goals and 18 points are tied for the second-highest single-game totals in Falcons history, trailing only the 20 points and six field goals accounted for by Norm Johnson on November 13, 1994 at New Orleans . . . In addition, the 18 points gave him 128 on the year, as he broke the club single-season record of 122, set by Andersen in 1995 . . . In season finale at Cleveland (12/29) hit on three of four field goals, including a pair from 40+ yards (42,49) . . . In the process, set club single-season records for field goals with 32 (31 by Morten Andersen in 1995) and attempts with 40 (38 by Nick Mike-Mayer in 1973) . . . In two playoff games, was a combined 4-7 on field goals and 3-3 on PATs . . . Included in his total was a 52-yarder in Divisional contest at Philadelphia (1/11/03), the longest field goal in Falcons postseason history, surpassing the previous long of 45 yards by Norm Johnson on December 28, 1991 at New Orleans.

2001 As a rookie, converted 29 of 37 field goals (78.4%) and 28-28 PATs for 115 total points . . . Field goal total currently is the third-highest in Falcons history while his point total is fourth . . . Included in his total was a 14-15 mark away from the Georgia Dome . . . The 29 field goals were first in the NFC and fourth in the NFL . . . His 115 points tied Pro Bowler David Akers of the Eagles for second in the NFC, trailing only St. Louis' Jeff Wilkins (127) . . . Had successful onside kicks in games vs. Dallas (11/11) and vs. St. Louis (12/2) . . . Hit on a career-long 55-yard field goal in the Falcons' 34-14 victory at Arizona (9/30) . . . It is tied for the third-longest field goal in club history and the longest outdoors . . . First reception of NFL career came at New Orleans (10/21) when he hauled in a pass from holder Chris Mohr on a fake field goal attempt, which went for minus-2 yards . . . Connected on all three field goal attempts – from 26,39 and 32 yards out – in a 23-20 win at Green Bay (11/18) . . . First-quarter 39-yard field goal at Carolina (11/25) turned out to difference maker in a 10-7 win . . . Converted all four of his field goal attempts vs. Buffalo (12/23), including a 52-yarder as time expired to give the Falcons a 33-30 victory . . . Had a 44-yard field goal attempt blocked by Kenny Mixon at Miami (12/30), his only miss on the road in 15 tries on the year . . . Was a consensus all-rookie selection following the season.

COLLEGE

Was a four-year letterman at Michigan (1995-98) . . . Concluded his career by hitting 20-26 field goal attempts and 43-44 PATs. . . Also served as the team's kickoff specialist . . . As a senior, he connected on 17 of 22 field goal tries and 40 of 41 PATs . . . Was named Big Ten honorable mention by the coaches and media . . . Booted the longest field goal in the nation with a 51-yarder vs. Baylor as a junior, which was also the sixth-longest in Michigan history . . . Majored in finance.

PERSONAL

Married (Rebecca) with three daughters, Alexandra, Abigail and Olivia, and a son, Jace . . . Grew up in Tampa, Fla., where he attended Jesuit High School . . . While there, set school and Hillsborough County career and season records for field goals and PATs . . . Was named a second-team All-America selection by Blue Chip Illustrated magazine and was a Class 4-A state and All-Southeast Regional choice . . . Was honored by the United Way of New York City as the New York Giants' 2006 "Hometown Hero" . . . Is a member of the board of directors for Easter Seals of New York City, and has been heavily involved with the Muscular Dystrophy Association for many years . . . Also hosted a Punt, Pass & Kick competition for Special Olympics of New Jersey at Giants Stadium. . . Has been very involved with the United Way's efforts in Michigan, and was featured in the United Way's national advertising campaign in 2005 . . . In 2005, hosted children from the Boys and Girls Club of New Jersey at Giants Stadium . . . For his work in the community, was a recipient of a "JB Award" in 2003 and the Atlanta Falcons Man of the Year Award in 2004 . . . With the Dolphins has participated in the club's annual turkey giveaway in addition to the Junior Anglers Clinic in which he teaches kids

from the Boys and Girls Clubs of Broward County how to fish . . . Also has made hospital visits and taken part in events benefiting autism . . . Enjoys playing golf in spare time, and this past offseason, took part in the Pro-Am at the LPGA event in Aventura, Fla., where he paired with Laura Diaz . . . Has had a regular segment on the ESPN show "First Take" . . . Is the Dolphins' NFLPA representative . . . Born May 23, 1976 in St. Paul, Minn.

JAY FEELY'S NFL REGULAR SEASON STATISTICS

YEAR	TEAM	GP	FGM	FGA	PCT.	LG	XP	XPA	PCT.	BLK	PTS
2001	Atlanta	16	29	37	78.4	55	28	28	100.0	1	115
2002	Atlanta	16	32	40	80.0	52	42	43	97.7	2	138
2003	Atlanta	16	19	27	70.4	46	32	33	97.0	1	89
2004	Atlanta	16	18	23	78.3	47	40	40	100.0	0	94
2005	N.Y. Giants	16	35	42	83.3	52	43	43	100.0	1	148
2006	N.Y. Giants	16	23	27	85.2	47	38	38	100.0	0	107
2007	Miami	16	21	23	91.3	53	26	26	100.0	0	89
NFL TOTALS		112	177	219	80.8	55	249	251	99.2	5	780

JAY FEELY'S NFL PLAYOFF STATISTICS

YEAR	TEAM	GP	FGM	FGA	PCT.	LG	XP	XPA	PCT.	BLK	PTS
2002	Atlanta	2	4	7	57.1	52	3	3	100.0	0	15
2004	Atlanta	2	2	2	100.0	38	7	7	100.0	0	13
2005	N.Y. Giants	1	0	0	—	—	0	0	—	0	0
2006	N.Y. Giants	1	2	2	100.0	24	2	2	100.0	0	8
NFL TOTALS		6	8	11	72.7	52	12	12	100.0	0	36

ADDITIONAL STATS

Special Teams Tackles: 7 in 2001, 3 in 2002, 4 in 2003, 1 in 2004, 6 in 2005, 2 in 2006, (Miami) 5 in 2007 for total of 28 (P-1)
Receiving: 1 for minus-2 yards in 2001, 1 for minus-2 yards in 2004 for total of 2 for minus-4 yards

FIELD-GOAL ACCURACY

YEAR	TEAM	1-19	PCT.	20-29	PCT.	30-39	PCT.	40-49	PCT.	50+	PCT.
2001	Atlanta	1/1	100.0	8/8	100.0	14/15	93.3	4/9	44.4	2/4	50.0
2002	Atlanta	0/0	-	8/10	80.0	12/14	85.7	11/13	84.6	1/3	33.3
2003	Atlanta	0/0	-	6/6	100.0	9/11	81.2	4/7	57.1	0/3	0.0
2004	Atlanta	1/1	100.0	7/7	100.0	7/9	77.8	3/6	50.0	0/0	-
2005	N.Y. Giants	0/0	-	11/13	84.6	13/14	92.9	8/10	80.0	3/5	60.0
2006	N.Y. Giants	0/0	-	7/7	100.0	10/11	90.9	6/8	75.0	0/1	0.0
2007	Miami	0/0	-	7/7	100.0	6/6	100.0	7/9	77.8	1/1	100.0
NFL TOTALS		2/2	100.0	54/58	93.1	71/80	88.8	43/62	69.4	7/17	41.2
PLAYOFF TOTALS		0/0	-	5/5	100.0	2/3	66.7	0/2	0.0	1/1	100.0

KICKING VENUES

YEAR	TEAM	HOME TOTAL	AWAY TOTAL	GRASS	TURF	INDOORS	OUTDOORS	TOT.
2001	Atlanta	15/22	14/15	8/9	21/28	21/28	8/9	29/37
2002	Atlanta	19/24	13/16	9/12	23/28	23/28	9/12	32/40
2003	Atlanta	9/13	10/14	6/8	13/19	11/17	8/10	19/27
2004	Atlanta	9/11	9/12	5/6	13/17	11/13	7/10	18/23
2005	N.Y. Giants	16/19	19/23	13/14	22/28	0/0	35/42	35/42
2006	N.Y. Giants	12/16	11/11	6/6	17/21	2/2	21/25	23/27
2007	Miami	11/12	10/11	18/20	3/3	4/4	17/19	21/23
NFL TOTALS		91/117	86/102	65/75	112/144	72/92	105/127	177/219
PLAYOFF TOTALS		1/1	7/10	5/7	3/4	1/1	7/10	8/11

(**Bold** indicates FG Made)

2001 KICKING

at San Francisco, 9/9 (**28,24**); Carolina, 9/23 (**25**); at Arizona, 9/30 (**34,55**); Chicago, 10/7 (**44,46**); San Francisco, 10/14 (**39,24,36**); at New Orleans, 10/21 (**31,38**); New England, 11/4 (58,49,**20**); Dallas, 11/11 (**31,36,19**); at Green Bay, 11/18 (**26,39,32**); at Carolina, 11/25 (**39**); St. Louis, 12/2 (**41,50,24,44**); New Orleans, 12/9 (**22,40**); at Indianapolis, 12/16 (**35,32**); Buffalo, 12/23 (**35,32,43,52**); at Miami, 12/30 (44); at St. Louis, 1/6 (**49,33**).

2002 KICKING

at Green Bay, 9/8 (**21,52**); Chicago, 9/15 (50,**37,27,45**); Cincinnati, 9/22 (**44,26,34**); Tampa Bay, 10/6 (46,**34,32**); at Giants, 10/13 (**31**); Carolina, 10/20 (**41,45,49**); at New Orleans, 10/27 (**31,32,47**); Baltimore, 11/3 (**23,40**); at Pittsburgh, 11/10 (**36,40,56**); New Orleans, 11/17 (39,**42**); at Carolina, 11/24 (28); at Minnesota, 12/1 (**44**); at Tampa Bay, 12/8 (**30**); Seattle, 12/15 (**22,36**); Detroit, 12/22 (**23,23,36,20,39**); at Cleveland, 12/29 (28,**42,49,30**). PLAYOFFS: at Green Bay, 1/4 (**22,23,45,43**); at Philadelphia, 1/11 (**34,52,37**).

2003 KICKING

at Dallas, 9/7 (**37,31**); Washington, 9/14 (**37, 45**); Tampa Bay, 9/21 (**29,44**); at Carolina, 9/28 (55,**28**); Minnesota, 10/5 (**34,33**); at St. Louis, 10/13 (60B); New Orleans, 10/19 (**28**); Philadelphia, 11/2 (**40,25,46**); at Giants, 11/9 (); at New Orleans, 11/16 (**38,27,54**); Tennessee, 11/23 (**40**); at Houston, 11/30 (49,**35,42**); Carolina, 12/7 (36,34); at Indianapolis, 12/14 (); at Tampa Bay, 12/20 (**26,38,37**); Jacksonville, 12/28 ()).

2004 KICKING

at San Francisco, 9/12 (); St. Louis, 9/19 (**35,25**); Arizona, 9/26 (**25,23**); at Carolina, 10/3 (**47,30**); Detroit, 10/10 (**27**); San Diego, 10/17 (); at Kansas City, 10/24 (**19**); at Denver, 10/31 (**24,43,49**); Tampa Bay, 11/14 (**33**); at Giants, 11/21 (46); New Orleans, 11/28 (37,**31**); at Tampa Bay, 12/5 (); Oakland, 12/12 (); Carolina, 12/18 (**37,45,38**); at New Orleans, 12/26 (**25,20**); at Seattle, 1/2 (**33,39,40**). PLAYOFFS: St. Louis, 1/15 (**38**); at Philadelphia, 1/23 (**23**).

2005 KICKING

Arizona, 9/11 (); at New Orleans, 9/19 (**39,30**); at San Diego, 9/25 (**22,40,28**); St. Louis, 10/2 (**38,32,23**); at Dallas, 10/16 (**50,45**); Denver, 10/23 (**52**); Washington, 10/30 (**39,50,51,33,39,44**); at San Francisco, 11/6 (**22**); Minnesota, 11/13 (**35,48,28**); Philadelphia, 11/20 (**26,27**); at Seattle, 11/27 (**39,43,40,54,45**); Dallas, 12/4 (**27,33**); at Philadelphia, 12/11 (**24,21,27,36**); Kansas City, 12/17 (**41,35**); at Washington, 12/24 (**47,29,38**); at Oakland, 12/31 (**25,38,46**). PLAYOFFS: Carolina, 1/8 ()).

2006 KICKING

Indianapolis, 9/10 (40); at Philadelphia, 9/17 (**35**); at Seattle, 9/24 (**46**); Washington, 10/8 (47,**24,34,32,40**); at Atlanta, 10/15 (**21,39**); at Dallas, 10/23 (**31,32**); Tampa Bay, 10/29 (**31**); Houston, 11/5 (); Chicago, 11/12 (33,**46,40,52**); at Jacksonville, 11/20 (40); at Tennessee, 11/26 (); Dallas, 12/3 (**23,22**); at Carolina, 12/10 (**32,29**); Philadelphia, 12/17 (**47,23,24**); New Orleans, 12/24 (); at Washington, 12/30 (**34,31**). PLAYOFFS: at Philadelphia, 1/7 (**20,24**).

2007 KICKING

at Washington, 9/9 (**20,36**); Dallas, 9/16 (**37,45**); at N.Y. Jets, 9/23 (**31,39**); Oakland, 9/30 (**29**); at Houston, 10/7 (**23,40,33,48**); at Cleveland, 10/14 (**43**); New England, 10/21 (); N.Y. Giants [London], 10/28 (48,**29**); Buffalo, 11/11 (**38**); at Philadelphia, 11/18 (47); at Pittsburgh, 11/26 (); N.Y. Jets, 12/2 (**53,44**); Buffalo, 12/9 (**41**); Baltimore, 12/16 (**23,22,29**); at New England, 12/23 (); Cincinnati, 12/30 (**49**).

SINGLE-GAME HIGHS

Most Field Goals Made:

- 5 vs. Detroit, 12/22/02
- 5 vs. Washington, 10/30/05
- 4 vs. Buffalo, 12/23/01
- 4 at Philadelphia, 12/11/05
- 4 vs. Washington, 10/8/06
- 4 at Houston, 10/7/07

Most Field Goal Attempts:

- 6 vs. Washington, 10/30/05
- 5 vs. Detroit, 12/22/02
- 5 at Seattle, 11/27/05
- 5 vs. Washington, 10/8/06
- 4 Seven times (last: at Houston, 10/7/07)

Longest Field Goals Made:

- 55 at Arizona, 9/30/01
- 53 vs. N.Y. Jets, 12/2/07
- 52 vs. Buffalo, 12/23/01
- 52 at Green Bay, 9/8/02
- 52 at Philadelphia, 1/11/03*

Longest Field Goal Attempts:

52 vs. Denver, 10/23/05
50 at Dallas, 10/16/05
50 vs. Washington, 10/30/05
60 at St. Louis, 10/13/03
58 vs. New England, 11/4/01
56 at Pittsburgh, 11/10/02

Most PATs Made:

55 at Arizona, 9/30/01
55 at Carolina, 9/28/03
6 vs. Arizona, 9/11/05
5 Four times (last: vs. Oakland, 12/12/04)

Most PAT Attempts:

6 vs. Arizona, 9/11/05
6 at Carolina, 11/24/02
5 Three times (last: vs. Oakland, 12/12/04)


Most Points:

18 vs. Detroit, 12/22/02
18 vs. Washington, 10/30/05
15 vs. Buffalo, 12/23/01
14 vs. St. Louis, 10/2/05
14 at Philadelphia, 12/11/05

*Playoff Game

JASON FERGUSON

Defensive Tackle



HEIGHT: 6-3
WEIGHT: 305
BORN: 11/28/74
COLLEGE: Georgia '97
ACQUIRED: T, 2008 (Dall.)
NFL: 12th Season
DOLPHINS: First Season

95

FINS FACT

In 2007, Jason started the "Jason Ferguson Foundation," whose goal is to raise awareness and educate people about diabetes. Through the Foundation, free blood tests and information are available. It's something that hits close to home for him, as both his father and grandfather have diabetes. This fact has taught Jason how to eat the right kinds of foods, one thing that he attributes to his longevity in the NFL.

PRO CAREER

2007 Started season-opener vs. N.Y. Giants (9/9) . . . Sustained a torn right biceps tendon in the game and was placed on the team's injured reserve list on September 11 . . . When he was on I/R for season's second week, at Miami (9/16), it ended a string of 81 straight league games in which he had played.

2006 Started all 16 regular season games . . . Produced 64 tackles and a pass defended . . . Part of a defense that placed 10th in the NFL against the run (103.7 ypg) . . . In fact, unit allowed less than a 4.0-yard average per rush attempt seven times and less than a 3.0-yard mark on four occasions . . . Tackle total led all Cowboys linemen . . . Against Philadelphia on Christmas Day, posted a season-high nine tackles.

2005 Appeared in 16 games with five starts in his first season with the Cowboys . . . Registered 42 tackles, a sack, a pass defended and a fumble recovery . . . Key part of a unit, that ranked 10th in the NFL in overall defense . . . Tackle total ranked second among Cowboys linemen . . . In 34-31 win at San Francisco (9/25), batted a pass that was then intercepted by Al Singleton at the Dallas 31-yard line . . . In 16-13 win over N.Y. Giants (10/16), recovered a Plaxico Burress fumble at the Giants' 19 . . . First start as a Cowboy came at N.Y. Giants (12/4) when he tallied a season-high six tackles while also posting his lone sack of the season . . . In fact, started the final five games of the year.

2004 Started 15 of the 16 games that he played in his final season with the Jets . . . Accumulated 60 tackles, 3.5 sacks and two forced fumbles . . . Part of a defense that ranked seventh overall in the NFL (304.9 ypg) and fifth against the run (97.9 ypg) . . . Had five tackles, a sack and a forced fumble at Miami (10/3) . . . Sack and forced fumble occurred on the same play when he dropped Jay Fiedler for a 3-yard loss with the loose ball being recovered by John Abraham with 1:47 to play as the Jets held on for a 17-9 victory . . . Tied a career high with two sacks in Monday night game against Miami (11/1) . . . Played in 100th regular season game of NFL career in contest vs. New England (12/26) . . . Started both playoff contests following the season and notched 12 tackles and two sacks . . . Had a sack apiece in First-Round Playoff win at San Diego (1/8/05) and Divisional contest at Pittsburgh (1/15/05) . . . Had seven tackles in the Steelers game.

2003 Opened all 16 contests for the second year in a row . . . Recorded career-high figures of 106 tackles, 4.5 sacks and four passes defended . . . Also recovered a fumble and forced one as well . . . First fumble recovery of NFL career came in opener at Washington (9/4) when he recovered a Patrick Ramsey fumble off a John Abraham sack in the fourth quarter, leading to a Doug Brien field goal five plays later, tying the game at 13-13 . . . Was named AFC Defensive Player of the Week in the Jets' 30-3 win over Buffalo (10/12) when he collected nine tackles, including a career-high two sacks as the Jets held the Bills to 193 yards of total offense . . . Added a pass defended and a forced fumble in the game . . . Turned in a career-high 10 tackles at Oakland (11/9) . . . Also had a sack later in the year at Buffalo (12/7) . . . Had four tackles and a half-sack at Miami (12/28).

2002 After missing all of 2001, returned to action and started all 16 games . . . Produced the highest tackle total of his career to that point (now 2nd) with 79 . . . Added three sacks and three passes defended . . . Sack total was fifth on the team . . . Had eight tackles and 1.5 sacks in the Jets' 37-31 overtime victory at Buffalo (9/8) in the season-opener . . . His entire sack total came in the second half . . . Had a season-high nine tackles, including a half-sack, two weeks later at Miami (9/22) . . . Posted a sack at Oakland (12/2) . . . Started both playoff games following the season . . . Tallied five tackles.

2001 Spent the entire year on injured reserve after sustaining a torn right rotator cuff in training camp . . . Subsequently underwent surgery and was placed on injured reserve on September 3.

2000 Started 11 of the 15 games in which he appeared . . . Tallied 45 tackles, a sack and a pass defended . . . Was inactive for game vs. Pittsburgh (10/8) with a sprained ankle . . . Returned the following week at New England (10/15) to record his only sack of the year . . . Came up with a season-high eight tackles vs. Denver (11/5).

1999 Started all nine games in which he played . . . Recorded 33 tackles, a sack and two forced fumbles . . . Posted a season-high six tackles in opener vs. New England (9/12) . . .

FERGUSON QUICK HITS

CAREER TRANSACTIONS: Was acquired by the Dolphins in a trade with Dallas which also involved the exchange of 2008 sixth-round draft choices . . . Originally was a seventh-round draft choice (229th overall) of the Jets in 1997 . . . Signed with Dallas as an unrestricted free agent on March 3, 2005.

PRO CAREER AT A GLANCE: A veteran of 11 seasons who has had stints with the Jets (1997-2004) and Dallas (2005-06), having played for Bill Parcells in both places. Overall, has appeared in 134 regular season games with 106 starts. Despite playing defensive tackle and nose tackle throughout his NFL career, Jason has recorded 21.5 sacks, and has had at least one in all but one of the nine seasons in which he has played more than one game. Of his career sack total, six have come against the Dolphins. He has started all 16 games on four occasions (1998, 2002, 2003, 2006) and 15 contests one time (2004). In those five seasons, the teams for which he has played have advanced to at least the divisional round of the playoffs three times, while they have ranked in the top eight, defensively, in the NFL in rushing yards per attempt twice.

Sustained an ankle injury in the game and was inactive for the next three weeks . . . Had forced fumbles in games vs. Jacksonville (10/11) and at Oakland (10/24) . . . Served a four-game NFL suspension, missing contests 10-13 . . . Lone sack of season came in finale vs. Seattle (1/2/00).

1998 Started all 16 regular season games . . . Registered 63 total tackles, four sacks and a forced fumble . . . Part of a defense that ranked seventh in the NFL, yielding an average of 293.7 yards per game . . . Also blocked a PAT, which came in opener at San Francisco (9/6) . . . Tackle total tied for fifth on team and was the most among Jets linemen . . . Sack figure was second among Jets linemen, trailing only the six by DE Anthony Pleasant . . . Led team with a season-high nine tackles vs. Baltimore (9/13) . . . Posted seven stops and 1.5 sacks in 24-3 win at Tennessee (11/22) as the Jets held the Oilers to 223 yards of total offense . . . It also marked the first of three games over a four-week span in which he had a hand in a sack . . . Also notched a sack two weeks later at Miami (12/13) . . . Opened both playoff games and totaled seven tackles and a pass defended, all of which came in Divisional game vs. Jacksonville (1/10/99).

1997 As a rookie, played in 13 games with one start . . . Posted 32 tackles and 3.5 sacks . . . His sack total ranked third on the club, trailing only the eight by LB Mo Lewis and the four by DE Hugh Douglas . . . Was inactive for the first two games of the year before making his NFL debut in week three contest at New England (9/14) . . . Was credited with a half-sack when he shared a sack of Drew Bledsoe with Lewis vs. New England (10/19), a game in which he established a season high with four tackles, a figure he would also attain each of the following two weeks and three more times overall on the year . . . First full sack of career occurred two weeks later at Miami (11/9) when he tackled Dan Marino for a 10-yard loss . . . Initial start of NFL career came in finale at Detroit (12/21) when he collected three tackles, including a sack, giving him two over the final two weeks of the season as he also had one the previous week against Tampa Bay (12/14).

COLLEGE

Played two years at Georgia (1995-96) after transferring from Itawamba (Miss.) Junior College . . . In his two years at Georgia, totaled 150 tackles and 11 sacks . . . Was a first-team All-Southeastern Conference selection as a senior when he posted 81 tackles and a team-high nine sacks . . . Was a two-time all-area and all-state pick at Itawamba . . . Was a second-team JUCO All-America performer as a sophomore in 1994 when he recorded 88 tackles and 2.5 sacks . . . Majored in child and family development.

PERSONAL

Married (Gena) with two sons, Jason, Jr. and Geno . . . Attended Nettleton (Miss.) High School where he was a two-time all-North Mississippi selection and three-time all-district choice as a defensive tackle . . . Also played center for the school's basketball team and performed in the shot put as a member of the track squad . . . Off the field, did a great deal of work with kids during his time with the Jets, and took an active role in the team's Readers Club program . . . While in Dallas helped in community events that benefitted the North Texas Food Bank . . . Full name is Jason O. Ferguson, born November 28, 1974 in Nettleton, Miss.

JASON FERGUSON'S NFL REGULAR SEASON STATISTICS

YEAR TEAM	GP	GS	TACKLES					INTERCEPTIONS					FUMBLES		
			TOT	SOLO	ASST	SK	YDS	NO	YDS	LG	TD	PD	FF	FR	YDS
1997 N.Y. Jets	13	1	32	24	8	3.5	30.5	0	0	-	0	0	0	0	0
1998 N.Y. Jets	16	16	63	42	21	4.0	25.0	0	0	-	0	1	1	0	0
1999 N.Y. Jets	9	9	33	23	10	1.0	4.0	0	0	-	0	0	2	0	0
2000 N.Y. Jets	15	11	45	34	11	1.0	0.0	0	0	-	0	1	0	0	0
2001 N.Y. Jets	INJURED RESERVE														
2002 N.Y. Jets	16	16	79	49	30	3.0	30.0	0	0	-	0	3	0	0	0
2003 N.Y. Jets	16	16	106	68	38	4.5	45.0	0	0	-	0	4	1	1	0
2004 N.Y. Jets	16	15	60	40	20	3.5	28.0	0	0	-	0	0	2	0	0
2005 Dallas	16	5	42	27	15	1.0	2.0	0	0	-	0	1	0	1	0
2006 Dallas	16	16	64	47	17	0.0	0.0	0	0	-	0	0	0	0	0
2007 Dallas	1	1	0	0	0	0.0	0.0	0	0	-	0	1	0	0	0
NFL TOTALS	134	106	524	354	170	21.5	164.5	0	0	-	0	11	6	2	0

JASON FERGUSON'S NFL PLAYOFF STATISTICS

YEAR	TEAM	GP	GS	TACKLES					INTERCEPTIONS					FUMBLES		
				TOT	SOLO	ASST	SK	YDS	NO	YDS	LG	TD	PD	FF	FR	YDS
1998	N.Y. Jets	2	2	7	4	3	0.0	0.0	0	0	-	0	1	0	0	0
2002	N.Y. Jets	2	2	5	4	1	0.0	0.0	0	0	-	0	0	0	0	0
2004	N.Y. Jets	2	2	12	8	4	2.0	16.0	0	0	-	0	0	0	0	0
2006	Dallas	1	1	2	2	0	0.0	0.0	0	0	-	0	0	0	0	0
2007	Dallas			INJURED RESERVE												
PLAYOFF TOTALS		7	7	26	18	8	2.0	16.0	0	0	-	0	1	0	0	0

ADDITIONAL STATS

Blocked Kicks: 1 PAT in 1998

SINGLE-GAME HIGHS

Tackles:

10 at Oakland, 11/9/03


Sacks:

2 vs. Buffalo, 10/12/03

2 vs. Miami, 11/1/04

BRANDON FIELDS

Punter



HEIGHT: 6-5

WEIGHT: 235

BORN: 5/21/84

COLLEGE: Michigan State '07

ACQUIRED: D7b, 2007

NFL: Second Season

DOLPHINS: Second Season

2

FINS FACT

Brandon's ultimate goal is to be a chiropractor once his football career has concluded. It's not hard to understand considering the long line of chiropractors in his family. It consists of his father, David, his brother, two uncles and five cousins. "It was the only lifestyle I knew growing up," Brandon says. In addition his wife, Katie, who he married during the 2008 offseason, is currently pursuing her degree in chiropractic medicine at Palmer College of Chiropractic in Port Orange, Fla.

PRO CAREER

2007 Played in all 16 games . . . Hit 77 punts for a 43.2-yard average with a long of 61, 10 inside the 20, six touchbacks and a net of 36.6 . . . Of his 77 punts, 21 went 50 yards or longer . . . Also served as the holder on placements . . . Became the first rookie to punt in a game for the Dolphins since Brent Bartholomew appeared in the first two games of 1999 . . . Was the first Dolphins rookie to handle the punting chores on a full-time basis since Reggie Roby in 1983 . . . Fields' gross average ranked seventh in the AFC and led the four rookie punters in the NFL in 2007 . . . Had two games with a gross average of 50.0+ yards; vs. Buffalo (11/11) when he put together a 51.2-yard mark on five punts, and vs. N.Y. Jets (12/2) when

he had a 51.0-yard mark on three punts . . . Season-long punt of 61 yards came in the Jets game . . . Had a net average of 40.0 or better four times, including a high of 45.8 vs. New England (10/21) . . . Had a season-high 10 punts at New England (12/23) when he put together a gross average of 44.6 and a net of 39.1 . . . In fact, over the final five games of the year, claimed a net average of 38.6, more than three yards better than his 35.3 mark over the first 11 contests.

COLLEGE

Was a four-year letterman at Michigan State (2003-06) . . . Averaged 45.0 yards per punt in his career . . . Totaled 57 punts inside the 20, 24 touchbacks and a long of 79 . . . Put together a 43.3-yard average on 57 punts, with 16 inside the 20, six touchbacks and a long of 73 as a senior . . . Handled the kickoff duties for the first four games of his junior season, when he earned Academic All-Big Ten Honors for the third year in a row . . . Amassed his highest average as a sophomore in 2004 when he punted 50 times for a 47.9-yard norm, a figure which led the NCAA that year . . . Was a first All-America selection from several media outlets, including the Associated Press . . . Also was a finalist for the Ray Guy Award, given to the nation's top punter . . . Was a first-team Freshman All-America pick by The Sporting News in 2003 when he averaged 46.4 yards on 62 punts with a career-high 17 punts inside the 20 and career-long 79 yard punt . . . Average led the Big Ten and ranked second nationally . . . Earned Big Ten Special Teams Player of the week honors on three occasions . . . Earned degree in kinesiology in May of 2006 and began work on his master's degree during his senior season.

PERSONAL

Married (Katie) . . . Attended St. John's High School in Toledo, Ohio . . . Was a first-team all-state pick as a punter his senior year while also handling the kickoff duties . . . Lettered in basketball as well . . . Son of Dr. David and Connie Fields . . . Father played basketball at Northwestern University . . . Growing up, was a fan of the Portland Trail Blazers and Clyde Drexler . . . Lists "300" as favorite movie, "The Shield" as favorite television show, "Gates of Fire" as favorite book and Sevendust as favorite musical group . . . Has taken part in the club's annual turkey giveaway as well as the "Lift Up America Food Giveaway" event . . . Full name is Brandon David Fields, born May 21, 1984 in Southfield, Mich.

BRANDON FIELDS' NFL REGULAR SEASON STATISTICS

YEAR	TEAM	GP	NO.	YDS.	AVG.	OPP. RET.	YDS.	NET	TB	IN20	LG	BK
2007	Miami	16	77	3327	43.2	39	387	36.6	6	10	61	0

ADDITIONAL STATS

Special Teams Tackles: 1 in 2007

DOLPHINS POST THREE PLAYOFF SHUTOUTS

The Miami Dolphins recorded a 31-0 win over the San Diego Chargers on January 10, 1993, in an AFC Divisional Playoff game. The Dolphins became just the fifth AFC team since the 1970 merger of the American and National Football Leagues to record a shutout in the playoffs. Amazingly, Miami has recorded three of the seven AFC playoff shutouts by having also earned a 14-0 win over the N.Y. Jets on January 23, 1983, and a 21-0 win over the Baltimore Colts on January 2, 1972. The only other AFC playoff shutouts were by the New York Jets (41-0 over the Indianapolis Colts on January 4, 2003), Oakland Raiders (27-0 over the Miami Dolphins on January 6, 2001), the San Diego Chargers (17-0 over the Kansas City Chiefs on January 2, 1993) and the Baltimore Colts (17-0 over the Cincinnati Bengals on December 26, 1970).

FIELDS QUICK HITS


CAREER TRANSACTIONS: *Was the second of three seventh-round draft choices of the Dolphins in 2007 (225th overall), with a pick obtained from St. Louis as compensation for signing P Donnie Jones as a restricted free agent.*

PRO CAREER AT A GLANCE: *Earned punting job in training camp battle as a rookie and kept the spot for the entire season. Brandon became the first punter to be drafted by the Dolphins since 1999 (Brent Bartholomew, D6) and the first rookie to handle the punting duties on a full-time basis since 1983.*

TED GINN, JR.

Wide Receiver

19



HEIGHT: 5-11
WEIGHT: 180
BORN: 4/12/85
COLLEGE: Ohio State '08
ACQUIRED: D1, 2007
NFL: Second Season
DOLPHINS: Second Season



FINS FACT

Growing up in Cleveland, Ted had the benefit of having his father, Ted Sr., as his coach and mentor. His father has been the football coach at Glenville High School in Cleveland since 1997 and the track coach there since 2002. In fact, in 1999 Glenville became the first Cleveland Municipal School to reach the State Playoffs and made six subsequent appearances from 2000 to 2005. Ted Jr. played for his father during his prep career and credits his father with preparing him for the future. "It helped a lot," said Ted Jr. of having his father as a coach. "It prepared me well for all different sorts of situations. He never showed any favoritism towards me, in fact he might have been harder on me to make me an example. It prepared me well for the next levels and now, because I played for him, I feel as though I can adjust to any type of coach."

PRO CAREER

2007 Played in all 16 games with nine starts . . . Caught 34 passes for 420 yards and two touchdowns . . . Reception total ranked third on the team while yardage figure was second . . . Two receiving scores tied for the team lead, along with four others . . . Totals for receptions and receiving yards were the most by a Dolphins rookie wide receiver since 2001 when Chris Chambers caught 48 passes for 883 yards . . . Also returned 24 punts for a 9.6-yard average, including one for a touchdown, while fielding 63 kickoffs for a 22.7-yard average . . . Added two tackles on special teams . . . Punt return average ranked fourth in the AFC and sixth in the NFL . . . Combined yardage of 2,086 set a new Dolphins record for a rookie . . . Kickoff return total of 63 set a new Dolphins single-season record, surpassing the old mark of 62 by Brock Marion in 1999 . . . Kickoff return yardage total of 1,433 is the second-highest mark in franchise history, trailing only the 1,524 yards (62 rels.) by Marion in 1999 . . .

COMBINED YARDS BY A DOLPHIN ROOKIE: In 2007, Ginn amassed 2,086 combined yards on rush attempts, receptions and returns . . . This figure established a new club record for a rookie, as he broke the previous mark set by Wes Welker in 2004 . . . It also was the fourth-highest single-season figure overall by a Dolphin:

GINN QUICK HITS

CAREER TRANSACTIONS: Was a first-round draft choice (9th overall) of the Dolphins in 2007 . . . Was the second wide receiver taken in the draft, behind only Detroit's Calvin Johnson (2nd overall).

PRO CAREER AT A GLANCE: Ted served as the Dolphins primary punt and kickoff returner since his NFL debut. He gradually worked his way into the lineup at wide receiver and started nine of the final 11 games of the season while catching a pass in each of the final 12 games of the year.

MOST COMBINED YARDS BY A ROOKIE IN DOLPHINS HISTORY

PLAYER	YEAR	RUSH/REC./RETS.	TOTAL
1. TED GINN, JR.	2007	3/420/1,663	2,086
2. Wes Welker	2004	0/0/1,777	1,777
3. Chris Chambers	2001	-11/883/811	1,683

LONGEST PUNT RETURNS IN DOLPHINS HISTORY: On November 18, 2007 at Philadelphia, Ginn fielded a Sav Rocca punt at his own 13-yard line and raced the length of the field for the first touchdown of his career on American soil . . . Not only did it tie Tom Vigorito for the longest punt return in team history, but Ginn became the seventh different Dolphins rookie (8th time) to bring back a punt for a score . . . It was the first punt return for a touchdown by a Dolphins rookie since O.J. McDuffie in 1993:

PUNT RETURNS FOR TOUCHDOWNS BY DOLPHINS ROOKIES

PLAYER	OPPONENT	DATE	DISTANCE
Jake Scott	vs. Baltimore	11/22/70	77
Tony Nathan	vs. Buffalo	10/14/79	86
Tom Vigorito	vs. Pittsburgh	9/10/81	87
Mark Clayton	vs. Baltimore	11/20/83	60
James Pruitt	vs. Indianapolis	9/14/86	71
O.J. McDuffie	vs. Indianapolis	10/24/93	71
O.J. McDuffie	vs. Pittsburgh	12/13/93	72
TED GINN, JR.	AT PHILADELPHIA	11/18/07	87

GAME HIGHLIGHTS: First reception of NFL career came in week three contest at N.Y. Jets (9/23) when he hauled in a 15-yard pass from Trent Green . . . Had back-to-back games with 30+-yard receptions when he hauled in a 36-yard pass at Houston (10/7) and a 32-yarder the following week at Cleveland (10/14) . . . The Texans game marked the first of 12 in a row in which Ginn would tally a reception, covering the remainder of the season . . . Also in the Texans game, accounted for a season-long 52-yard kickoff return, as he averaged a season-best 35.2 yards on five returns that day . . . The Browns game marked the first start of his career as he opened nine of the final 11 games of the year . . . Initial touchdown catch of NFL career occurred against Giants in London (10/28) when he took in a 21-yard pass from Cleo Lemon in the fourth quarter . . . Had four catches for 52 yards at Philadelphia (11/18), when he also accounted for an 87-yard punt return for a touchdown, tying for the longest punt return in Dolphins history along with Tom Vigorito, who had an 87-yarder for a score in his rookie season, on September 10, 1981 against Pittsburgh . . . It was the first punt return for a score by a Dolphin since October 29, 2000 when Jeff Ogden had an 81-yarder for a TD against Green Bay . . . Overall, Ginn became the seventh rookie in club history to return a punt for a TD and the first since O.J. McDuffie on December 13, 1993 against Pittsburgh (72 yards) . . . It is a feat that now has been accomplished eight times by a Dolphins rookie . . . Against the Jets (12/2), set a Dolphins single-game record with eight kickoff returns (198 yards), breaking the previous standard of seven returns set on nine occasions by seven different players . . . Grabbed four passes for a season-high 67 yards, including a season-long 54-yard catch from Lemon, at Buffalo (12/9) . . . Recorded a season-high seven catches, totaling 53 yards and a TD, in finale vs. Cincinnati (12/30) . . . Touchdown catch came on a 5-yard pass from Lemon in the second quarter . . . Reception total that day tied for the team lead, along with Lorenzo Booker, as the two rookies accounted for the most catches by a Dolphins rookie since running back Travis Minor had seven catches against Atlanta on December 30, 2001 . . . Ginn's total was the most by a Dolphins rookie wide receiver since December 22, 2001, when Chris Chambers had seven receptions.

COLLEGE

Was a three-year letterman at Ohio State (2004-06) who entered the draft with one year of eligibility still remaining . . . Started 31 of the 37 games in which he appeared during his career . . . Amassed 135 receptions for 1,943 yards and 15 touchdowns, while also rushing for 213 yards and three touchdowns on 28 attempts . . . Recorded a career-high 59 receptions, totaling 781 yards and nine TDs, in his final season of 2006 when he led the team in receiving . . . Also threw a 38-yard TD pass to Rory Nicol against Indiana – the same game in which he hauled in a 31-yard TD from Troy Smith . . . Posted a career-best 15.7-yard average per catch in 2005

when he caught 51 passes for 803 yards and four scores . . . In his career, returned 64 punts for a 14.1-yard averaged and six TDs and 38 kickoffs for a 26.6-yard average and two touchdowns . . . His eight total touchdowns via returns tied an NCAA record . . . Scored a TD both via a punt and a kickoff in 2006 when he was a second-team All-America selection and a first-team All-Big Ten selection by several media outlets . . . Capped career by scoring on a 93-yard kickoff return to open the BCS National Championship Game against Florida in Glendale, Ariz., on January 8, 2007 . . . Sustained a foot injury following the play and was forced to sit out the remainder of the contest . . . In 2005, had one touchdown on both a kickoff return and punt return . . . Kickoff return average of 29.6 led the conference and ranked fourth nationally . . . Had a career-long 100-yard return for a score against Minnesota . . . Became the first player in school history to score a touchdown receiving, rushing, returning a kickoff and returning a punt in the same season . . . As a freshman, led the nation and set a school single-season record by averaging 25.6-yards on 15 punt returns . . . His four punt returns for touchdowns also established a school and Big Ten record and equaled the NCAA mark (since broken) . . . Had a career-long 82-yard punt return for a TD against Michigan, his third punt return for a score over a four-game stretch . . . Majored in human development and family science.

PERSONAL

Single . . . Attended Glenville High School in Cleveland, Ohio . . . Lettered in football, basketball and track . . . In football, his father, Ted, Sr., was also his head coach . . . As a defensive back, was the USA Today Defensive Player of the Year as a senior as well as a Parade All-American . . . Also played quarterback, wide receiver and running back, while returning punts and kickoffs as well . . . Played in the U.S. Army All-America game following his senior season and was named the game's MVP after he returned a punt for a touchdown . . . As a junior, returned four punts and one kickoff for a touchdown . . . Was the national champion in the 110-meter high hurdles as a junior and recorded the best time in the nation as a senior when he won the state title for the second consecutive year . . . Also clocked a personal best 10.5 seconds in the 100-meter dash . . . Growing up, the Cleveland Browns was his favorite sports team and his father was his favorite athlete . . . Lists "Bad Boys II" as favorite movie, "Martin" as favorite television show and Lil Wayne and Jay-Z as favorite recording artists . . . As a rookie, participated in the "Lift Up America Food Giveaway" event . . . Full name is Theodore Ginn Jr., born April 12, 1985 in Cleveland.

TED GINN'S NFL REGULAR SEASON STATISTICS

YEAR	TEAM	GP	GS	RECEIVING					RUSHING				
				NO.	YDS.	AVG.	LG	TD	ATT.	YDS.	AVG.	LG	TD
2007	Miami	16	9	34	420	12.4	54	2	4	3	0.8	7	0

TED GINN'S NFL REGULAR SEASON STATISTICS

YEAR	TEAM	PUNT RETURNS						KICKOFF RETURNS					
		NO.	FC	YDS.	AVG.	LG	TD	NO.	YDS.	AVG.	LG	TD	
2007	Miami	24	15	230	9.6	87t	1	63	1433	22.7	52	0	

ADDITIONAL STATS

Special Teams Tackles: 2 in 2007

TED GINN'S RECEIVING BREAKDOWN

	2007						CAREER					
	G	NO	YDS	AVG	LG	TD	G	NO	YDS	AVG	LG	TD
Buffalo	2	5	79	15.8	54	0	2	5	79	15.8	54	0
Miami	-	-	-	-	-	-	-	-	-	-	-	-
New England	2	7	64	9.1	15	0	2	7	64	9.1	15	0
N.Y. Jets	2	4	34	8.5	15	0	2	4	34	8.5	15	0
AFC East	6	16	177	11.1	54	0	6	16	177	11.1	54	0


TED GINN'S RECEIVING BREAKDOWN

	2007						CAREER					
	G	NO	YDS	AVG	LG	TD	G	NO	YDS	AVG	LG	TD
Baltimore	1	1	14	14.0	14	0	1	1	14	14.0	14	0
Cincinnati	1	7	53	7.6	13	1	1	7	53	7.6	13	1
Cleveland	1	1	32	32.0	32	0	1	1	32	32.0	32	0
Pittsburgh	1	3	35	11.7	15	0	1	3	35	11.7	15	0
AFC North	4	12	134	11.2	32	1	4	12	134	11.2	32	1
Houston	1	1	36	36.0	36	0	1	1	36	36.0	36	0
Indianapolis	-	-	-	-	-	-	-	-	-	-	-	-
Jacksonville	-	-	-	-	-	-	-	-	-	-	-	-
Tennessee	-	-	-	-	-	-	-	-	-	-	-	-
AFC South	1	1	36	36.0	36	0	1	1	36	36.0	36	0
Denver	-	-	-	-	-	-	-	-	-	-	-	-
Kansas City	-	-	-	-	-	-	-	-	-	-	-	-
Oakland	1	0	0	-	-	0	1	0	0	-	-	0
San Diego	-	-	-	-	-	-	-	-	-	-	-	-
AFC West	1	0	0	-	-	0	1	0	0	-	-	0
AFC Total	12	29	347	12.0	54	1	12	29	347	12.0	54	1
Dallas	1	0	0	-	-	0	1	0	0	-	-	0
N.Y. Giants	1	1	21	21.0	21	1	1	1	21	21.0	21	1
Philadelphia	1	4	52	13.0	22	0	1	4	52	13.0	22	0
Washington	1	0	0	-	-	0	1	0	0	-	-	0
NFC East	4	5	73	14.6	22	1	4	5	73	14.6	22	1
Chicago	-	-	-	-	-	-	-	-	-	-	-	-
Detroit	-	-	-	-	-	-	-	-	-	-	-	-
Green Bay	-	-	-	-	-	-	-	-	-	-	-	-
Minnesota	-	-	-	-	-	-	-	-	-	-	-	-
NFC North	-	-	-	-	-	-	-	-	-	-	-	-
Atlanta	-	-	-	-	-	-	-	-	-	-	-	-
Carolina	-	-	-	-	-	-	-	-	-	-	-	-
New Orleans	-	-	-	-	-	-	-	-	-	-	-	-
Tampa Bay	-	-	-	-	-	-	-	-	-	-	-	-
NFC South	-	-	-	-	-	-	-	-	-	-	-	-
Arizona	-	-	-	-	-	-	-	-	-	-	-	-
St. Louis	-	-	-	-	-	-	-	-	-	-	-	-
San Francisco	-	-	-	-	-	-	-	-	-	-	-	-
Seattle	-	-	-	-	-	-	-	-	-	-	-	-
NFC West	-	-	-	-	-	-	-	-	-	-	-	-
NFC Total	4	5	73	14.6	22	1	4	5	73	14.6	22	1
Home	8	16	156	9.8	21	2	8	16	156	9.8	21	2
Road	8	18	264	14.7	54	0	8	18	264	14.7	54	0
1st Down	16	15	200	13.3	54	0	16	15	200	13.3	54	0
2nd Down	16	9	115	12.8	32	1	16	9	115	12.8	32	1
3rd Down	16	10	105	10.5	22	1	16	10	105	10.5	22	1
4th Down	16	0	0	-	-	0	16	0	0	-	-	0
1st Half	16	15	233	15.5	54	1	16	15	233	15.5	54	1
2nd Half	16	19	187	9.8	32	1	16	19	187	9.8	32	1
Overtime	2	0	0	-	-	0	2	0	0	-	-	0
Grass	13	25	311	12.4	36	2	13	25	311	12.4	36	2
Turf	3	9	109	12.1	54	0	3	9	109	12.1	54	0
Aug./Sept.	4	1	15	15.0	15	0	4	1	15	15.0	15	0
October	4	6	126	21.0	36	2	4	6	126	21.0	36	2
November	3	8	99	12.4	22	0	3	8	99	12.4	22	0
Dec./Jan.	5	19	180	9.5	54	1	5	19	180	9.5	54	1
Games 1-8	8	7	141	20.1	36	1	8	7	141	20.1	36	1
Games 9-16	8	27	279	10.3	54	1	8	27	279	10.3	54	1
Wins/Ties	1	1	14	14.0	14	0	1	1	14	14.0	14	0
Losses	15	33	406	12.3	54	2	15	33	406	12.3	54	2

ANDRÉ GOODMAN

Cornerback

21



HEIGHT: 5-10

WEIGHT: 190

BORN: 8/11/78

COLLEGE: South Carolina '02

ACQUIRED: UFA, 2006 (Det.)

NFL: Seventh Season

DOLPHINS: Third Season



FINS FACT

André was a big basketball fan growing up in Greenville, South Carolina, and for most of his childhood, aspired to play in the NBA one day. His favorite player was Michael Jordan. André's basketball career had to be put off, however, when he didn't grow past 5-10. At that time, he opted to play football, a decision which didn't come until his junior year of high school.

PRO CAREER

2007 Played in 13 games, including four starts . . . Tallied 20 tackles, two interceptions and four passes defended . . . Part of a backfield that ranked fourth in the league as they allowed an average of 188.7 passing yards per contest . . . It marked the second time in his career that he tallied two or more interceptions in a season, having first done it in 2005 when he accounted for three in his final season with Detroit . . . Was inactive for the first two games of the year while still recovering from offseason shoulder surgery . . . Spent the entire preseason on the Active/PUP list . . . Made initial appearance of the season in week three game at N.Y. Jets (9/23) when he started as part of a nickel package . . . In fact, each of his four starts came as part of a five or six-DB set . . . Recorded first interception as a Dolphin at Houston (10/7), when he picked off a Matt Schaub pass and returned it 18 yards . . . Accounted for his second interception of the year at Philadelphia (11/18), when he snared an A.J. Feeley pass that he returned five yards to the Dolphins' 7 . . . It was one of a season-high three interceptions on the day for the Dolphins . . . Recorded a season-best four tackles in consecutive weeks; at Pittsburgh (11/26) and vs. N.Y. Jets (12/2) . . . Was placed on injured reserve with a knee injury on December 26, and spent the final game of the season there . . . Underwent surgery on his left shoulder on May 11, 2007 for an injury sustained in a minicamp practice on May 4 . . . The surgery was performed by Dr. Russell Warren at the Hospital for Special Surgery in New York City.

2006 Started 14 of the 15 games in which he appeared in his first season with the Dolphins . . . Played primarily the right cornerback spot . . . Was on injured reserve for the final game of the season . . . Posted 36 tackles, nine passes defended, two fumble recoveries and a forced fumble on the year . . . Added six stops on special teams . . . In 13-10 win over Tennessee (9/24), recovered a Bo Scaife fumble at the Dolphins' 3 that he returned 31 yards . . . In 31-13 victory at Chicago (11/5), recovered a Justin Gage fumble and returned it 33 yards to the Bears' 12, setting up a Dolphins touchdown three plays later . . . Had a season-high two passes defended

GOODMAN QUICK HITS

CAREER TRANSACTIONS: Signed a three-year contract with the Dolphins as an unrestricted free agent from Detroit on March 13, 2006 . . . Originally drafted by Detroit in the third round (68th overall) in 2002.

PRO CAREER AT A GLANCE: André's career has consisted of stints with Detroit (2002-05) and Miami (2006-07). He has posted seven interceptions during this time, two of which have come with the Dolphins. Of the 71 games in which he has appeared, he has started 39.

the following week in a 13-10 victory over Kansas City (11/12) as the Dolphins held the Chiefs to 185 net passing yards . . . Established a season high with five tackles the week afterwards in 24-20 win vs. Minnesota (11/19) . . . Matched that total vs. Jacksonville (12/3) when he also forced a fumble . . . Sustained a shoulder injury vs. N.Y. Jets (12/25) and was placed on injured reserve the following day . . . On January 18, 2007, had an arthroscopic debridement and stabilization of his left shoulder . . . Dr. James Andrews performed the surgery at St. Vincent's Medical Center in Birmingham, Ala.

2005 Played in 15 games, including eight starts . . . Posted 47 tackles and a career-high three interceptions, a figure which ranked second on the club . . . Also came up with a fumble recovery, 12 passes defended and a five stops on special teams . . . Posted a season-high six tackles on four occasions; vs. Green Bay (9/11), at Tampa Bay (10/2), vs. Baltimore (10/9) and vs. Chicago (10/30) . . . First interception of the year came at Cleveland (10/23) when he picked off a Trent Diller pass in the fourth quarter to help preserve the Lions' 13-10 lead in a game they would win by that same score . . . Intercepted a Carson Palmer pass vs. Cincinnati (12/18) and returned it a career-long 21 yards . . . Also collected a season-high two special teams tackles in the Bengals game . . . Picked off a Ben Roethlisberger pass in finale at Pittsburgh (1/1/06) . . . Batted down five passes and had two interceptions over the final three weeks of the season.

2004 Started four of the 11 games in which he appeared . . . Tallied 23 tackles, an interception, three passes defended and a forced fumble . . . Added four stops on special teams . . . Posted a season-high six tackles, including his lone interception of the season in opener at Chicago (9/12) . . . Sustained a thigh injury in the game and was inactive for the next four weeks, dressed but did not play for a fifth . . . Opened the final four games of the year at left cornerback, filling in for an injured Fernando Bryant . . . Notched five tackles and a forced fumble vs. Chicago (12/26).

2003 Started all three games in which he played . . . Recorded 13 tackles and four passes defended . . . Sustained a dislocated shoulder vs. Minnesota (9/21) and was placed on injured reserve on September 25.

2002 Played in 14 games, including six starts, during his rookie season . . . Collected 48 tackles, an interception, 12 passes defended, a fumble recovery and six special teams tackles . . . Missed the first two games with an ankle injury . . . Made NFL debut, in a reserve role, vs. Green Bay (9/22) . . . Responded with four tackles against the Packers . . . Posted a career-high three special teams tackles at Minnesota (10/13) . . . Recorded seven tackles and two passes defended vs. Tampa Bay (12/15) . . . Tallied four tackles, batted down two passes and recovered a Bob Christian fumble, which he returned 20 yards, at Atlanta (12/22) . . . The fumble recovery, which was the first of his NFL career, set up a 15-yard TD pass from Mike McMahon to Aveion Cason two plays afterward . . . First career interception came the following week, in finale vs. Minnesota (12/29), as he snared a Daunte Culpepper pass deep in Lions territory and returned it two yards.

COLLEGE

Was a four-year letterman at South Carolina (1998-2001), where he started his final two seasons . . . Totaled 86 tackles, four interceptions and 20 pass breakups in his career . . . Started at left cornerback as a senior when he amassed 43 tackles, three interceptions and eight pass breakups . . . Opened the first two games of his junior season at free safety before moving to starting left cornerback spot for the remainder of the year . . . Majored in sports and entertainment management.

PERSONAL

Married (Shana) with sons, Fabian and André II, and a daughter, Kennedy . . . Was an all-state performer in football at Greenville (S.C.) High School where he played both defensive back and receiver . . . Participated in the North-South All-Star Game . . . Also excelled in track, where he compiled personal bests of 10.5 in the 100-meter dash and 22.4 in the 200-meters . . . Growing up, his favorite professional athlete was Michael Jordan . . . During the 2007 offseason, was enrolled at the Harvard School of Business through the NFL Business Management and Entrepreneurial Program . . . Would like to get involved in real estate following his playing career . . . In 2007, was the recipient of the Dolphins chapter PFWA "Good Guy Award" for his cooperation with the media . . . Also was honored as the club's Ed Block Courage Award winner . . . Has participated in the club's annual turkey giveaway . . . Born August 11, 1978.

ANDRE' GOODMAN'S NFL REGULAR SEASON STATISTICS

YEAR TEAM	GP	GS	TACKLES					INTERCEPTIONS					FUMBLES		
			TOT	SOLO	ASST	SK	YDS	NO	YDS	LG	TD	PD	FF	FR	YDS
2002 Detroit	14	6	48	40	8	0.0	0.0	1	2	2	0	12	0	1	20
2003 Detroit	3	3	13	10	3	0.0	0.0	0	0	—	0	4	0	0	0
2004 Detroit	11	4	23	20	3	0.0	0.0	1	0	0	0	3	1	0	0
2005 Detroit	15	8	47	39	8	0.0	0.0	3	17	21	0	12	0	1	15
2006 Miami	15	14	36	23	13	0.0	0.0	0	0	—	0	9	1	2	64
2007 Miami	13	4	20	15	5	0.0	0.0	2	23	18	0	4	0	0	0
NFL TOTALS	71	39	187	147	40	0.0	0.0	7	42	21	0	44	2	4	99
MIAMI TOTALS	28	18	56	38	18	0.0	0.0	2	23	18	0	13	1	2	64

ADDITIONAL STATS

Special Teams Tackles: 6 in 2002, 4 in 2004, 5 in 2005, (Miami) 6 in 2006 for total of 21

BOOMER GRIGSBY

Fullback



HEIGHT: 5-11
WEIGHT: 250
BORN: 11/15/81
COLLEGE: Illinois State '05
ACQUIRED: FA, 2008
NFL: Fourth Season
DOLPHINS: First Season

46



FINS FACT

Boomer was a three-time AAU All-America Trampoline Award winner and was the USTA Trampoline and Double-Mini champion as a member of the AAU national team.

PRO CAREER

2007 Played in 13 games, including one start, in his first year as a fullback . . . Was inactive for three contests . . . Caught two passes for 14 yards on offense . . . On special teams, registered 12 tackles, a figure that tied for third on the squad . . . Key part of a coverage unit that ranked 10th in the NFL in punt return defense (7.7 yards per return) and ninth in kickoff return defense (21.7 yards per return) . . . Was inactive for each of the first three games of the season . . . Posted a season-high three special teams tackles in his second game of the year, at San Diego (9/30), when the Chiefs recorded a 30-16 win . . . Matched that total with three stops at Indianapolis (11/18) and vs. Oakland (11/25) . . . First career catch came on a 9-yard pass from Brodie Croyle at Denver (12/9) . . . Initial start of NFL career came at Detroit (12/23).

GRIGSBY QUICK HITS

CAREER TRANSACTIONS: Signed with the Dolphins as a free agent on March 5, 2008 . . . Originally was the first of two fifth-round draft choices (138th overall) of Kansas City in 2005.

PRO CAREER AT A GLANCE: Played linebacker through high school, college and his first two years in the NFL before being moved to fullback prior to the 2007 season. In his final season with the Chiefs, Boomer's position coach was current Dolphins running backs coach James Saxon. In three NFL seasons, he has made his mark as a special teams maven, having amassed 49 stops on Kansas City's coverage units.

2006 Appeared in 15 games, all in a reserve role, in his final year as a linebacker . . . Was third on the squad with 18 special teams tackles . . . Was inactive with a foot injury at Denver (9/17) . . . Was credited with a season-high three special teams tackles at Miami (11/12) . . . Accounted for two stops in a game on seven occasions, including AFC First-Round Playoff game at Indianapolis (1/6/07).

2005 As a rookie, played in all 16 games in a reserve role . . . Was third on the club with 19 special teams tackles . . . Tallied a career-high four special teams tackles in 30-21 win at Miami (10/21), while adding three tackles the following week at San Diego (10/30).

COLLEGE

Was a four-year letterman at Illinois State (2001-04) where he played in 44 games with 40 starts, and tallied a school-record 580 tackles, including 41.5 stops for loss and 13 sacks from his linebacker spot . . . Added six fumble recoveries, five forced fumbles and seven passes defended . . . Was a three-time Division I-AA All-America selection as well as a three-time finalist for the Buck Buchanan Award, given annually to the top defensive player in Division I-AA . . . Was second in the voting as a junior, trailing only former Chiefs teammate DE Jared Allen . . . Finished third as a senior . . . Also was the Gateway Conference Player of the Year each of his final three seasons . . . Established the school single-season record for tackles on two occasions, with 179 as both a sophomore and junior . . . Recorded a career-best four sacks as a sophomore . . . Graduated with a major in marketing and a minor in economics.

PERSONAL

Single . . . Attended Canton (Ill.) High School . . . Was an all-area selection as a linebacker his senior year . . . In April, 2007, was enrolled in an executive education program at Northwestern University's Kellogg School of Management as part of the NFL's Business Management and Entrepreneurial Program . . . Also took part in the same program at the Harvard Business School in 2008 . . . Served an internship with the Legacy Financial Group during the 2007 offseason . . . Is the honorary chairman for the YMCA's annual mission campaign . . . Was given the nickname of "Boomer" by his grandmother at birth . . . Only school to recruit him was Illinois State, and that was after a coach there saw him lift weights in his high school weight room . . . Full name is James Harvey Grigsby, born November 15, 1981 in Canton, Ill.

BOOMER GRIGSBY'S NFL REGULAR SEASON STATISTICS

YEAR	TEAM	GP	GS	RUSHING					RECEIVING				
				ATT.	YDS.	AVG.	LG	TD	NO.	YDS.	AVG.	LG	TD
2005	Kansas City	16	0	0	0	—	—	0	0	0	—	—	0
2006	Kansas City	15	0	0	0	—	—	0	0	0	—	—	0
2007	Kansas City	13	1	0	0	—	—	0	2	14	7.0	9	0
NFL TOTALS		44	1	0	0	—	—	0	2	14	7.0	9	0

BOOMER GRIGSBY'S NFL PLAYOFF STATISTICS

YEAR	TEAM	GP	GS	RUSHING					RECEIVING				
				ATT.	YDS.	AVG.	LG	TD	NO.	YDS.	AVG.	LG	TD
2006	Kansas City	1	0	0	0	—	—	0	0	0	—	—	0

ADDITIONAL STATS

Special Teams Tackles: 19 in 2005, 18 in 2006, 12 in 2007 for total of 49 (P-2)


STOFA TRADED TWICE BY DOLPHINS

The only player for whom the Dolphins received trade value twice is QB John Stofa. Stofa, who joined Miami as a free agent in 1966, was traded on December 26, 1967, to Cincinnati for first- and second-round draft choices in 1968. He re-joined the Dolphins as a free agent in 1969 and was traded on November 23, 1971, to Denver for a seventh-round pick in 1972.

DEREK HAGAN

Wide Receiver

82



HEIGHT: 6-2
WEIGHT: 215
BORN: 9/21/84
COLLEGE: Arizona State '06
ACQUIRED: D3, 2006
NFL: Third Season
DOLPHINS: Third Season



FINS FACT

With all of his prowess as a football player, Derek's most memorable sports moment as a child occurred on the baseball diamond. "Hitting my first home run in Pony League baseball," Derek says about his most memorable moment, "That's something we always tried to do after practice. Trying to get the ball over the fence until I finally did it. Everybody was jealous."

PRO CAREER

2007 Played in all 16 games, including one start . . . Totaled 29 receptions for 373 yards and two touchdowns . . . His 12.9-yard average per reception ranked second on the squad among the nine players with more than eight catches . . . Of the 10 games in which he caught a pass on the year, had a reception of 20 yards or longer in six of them . . . Contributed four tackles and a forced fumble on special teams . . . Tallied his first touchdown of the season in week two game vs. Dallas (9/16) when he took in a 21-yard pass from Trent Green . . . Made first start of NFL career when he opened for an injured Marty Booker (knee) at Buffalo (12/9) . . . Responded with a career-high eight receptions for 93 yards with a long of 21 . . . Against Baltimore (12/16), had a key 21-yard catch from Cleo Lemon on third-and-10 from the Ravens' 40, leading to a touchdown five plays later to cut the Dolphins' deficit to 13-10 in their lone win of 2007, as they went on to record a 22-16 overtime victory . . . Registered second touchdown of the season in finale vs. Cincinnati (12/30) when he hauled in a 22-yard score from John Beck for Beck's first NFL touchdown pass.

2006 Played in 16 games, all in a reserve role . . . Caught 21 passes for 221 yards and a touchdown . . . Added four tackles on special teams . . . Initial reception of NFL career came on a 14-yard catch from Daunte Culpepper in opener at Pittsburgh (9/7) . . . After being held to one reception over the next four games, broke out to total 11 catches for 119 yards and a TD over the next two weeks . . . This included a six-catch, 66-yard performance at N.Y. Jets (10/15), and a five-reception, 53-yard effort vs. Green Bay (10/22) . . . In the Jets game, had a season-long 24-yard catch . . . In the Packers contest, recorded the first touchdown of his career, on a 13-yard pass from Joey Harrington.

HAGAN QUICK HITS

CAREER TRANSACTIONS: Was a third-round draft choice (82nd overall) of the Dolphins in 2006.

PRO CAREER AT A GLANCE: Derek has played in all 32 games in his two NFL seasons. In addition to having increased his reception total by eight catches, 152 yards and one touchdown from his rookie season to his second season, he has proven to be a solid contributor on special teams where he has registered eight tackles and a forced fumble in two years.

COLLEGE

Was a four-year letterman at Arizona State (2002-05) where he started his final three years . . . Amassed 258 receptions for 3,939 yards and 27 touchdowns in his career . . . Concluded his career first in Pac-10 history in receptions and second in receiving yards, trailing only Stanford's Troy Walters (4,047 from 1996-99) . . . Holds school career marks for receptions, receiving yards, receiving touchdowns and 100-yard receiving games (18) . . . Caught at least one pass in his final 41 games . . . Owns three of top four single-season reception totals in school history and three of the top seven yardage figures . . . Was a first-team all-conference choice as senior when he totaled 77 catches for 1,210 yards and eight TDs and was a semi-finalist for the Fred Biletnikoff Award, given annually to the nation's top wide receiver . . . Had 10 catches for 162 yards against USC . . . Played in the Senior Bowl following the season . . . Hauled in 83 passes for 1,248 yards and 10 TDs as a junior when he set the school single-season mark with eight 100-yard receiving games . . . Was a semi-finalist for the Fred Biletnikoff Award . . . As a sophomore in 2003, caught 66 passes for 1,076 yards and nine TDs, including six 100-yard games . . . Holds B.S. in justice studies.

PERSONAL

Single . . . Attended Palmdale (Calif.) High School where he was team captain in football, basketball and track as a senior . . . Also lettered in baseball . . . As a senior, caught 65 passes for 843 yards and five TDs, and had nine interceptions on defense . . . Averaged 12 points and five rebounds in basketball, and triple jumped 46 feet as a member of the track squad . . . Growing up, the Oakland Raiders was his favorite sports team and Jerry Rice was his favorite athlete . . . Hobbies include fishing and playing video games . . . Lists "Blue Steak" as favorite movie, "The Jamie Foxx Show" as favorite television show and Snoop Dogg as favorite recording artist . . . Has taken part in the Dolphins' annual turkey giveaway as well as the "Lift Up America Food Giveaway" event . . . Full name is Derek Steven Hagan, Jr., born September 21, 1984 in Northridge, Calif.

DEREK HAGAN'S NFL REGULAR SEASON STATISTICS

				RECEIVING					RUSHING				
YEAR	TEAM	GP	GS	NO.	YDS.	AVG.	LG	TD	ATT.	YDS.	AVG.	LG	TD
2006	Miami	16	0	21	221	10.5	24	1	0	0	—	—	0
2007	Miami	16	1	29	373	12.9	22t	2	0	0	—	—	0
NFL TOTALS		32	1	50	594	11.9	24	3	0	0	—	—	0

ADDITIONAL STATS

Special Teams Tackles: 4 in 2006, 4 in 2007 for total of 8

Special Teams Forced Fumbles: 1 in 2007

SINGLE-GAME HIGHS

Most Receptions:	8	at Buffalo, 12/9/07
	6	at N.Y. Jets, 10/15/06
	5	vs. Green Bay, 10/22/06
Most Receiving Yards:	93	at Buffalo, 12/9/07
	66	at N.Y. Jets, 10/15/06
	56	vs. New England, 10/21/07
Longest Receptions:	24	at N.Y. Jets, 10/15/06
	22t	vs. Cincinnati, 12/30/07
	21	four times (last: vs. Baltimore, 12/16/07)
Most TD Receptions:	1	three times (last: vs. Cincinnati, 12/30/07)

2006 GAME-BY-GAME STATISTICS

DATE	OPPONENT	P/S	RECEIVING				RUSHING				W/L	SCORE
			NO.	YDS.	LG	TD	ATT.	YDS.	LG	TD		
9/7	at Pittsburgh	P	1	14	14	0	0	0	-	0	L	17-28
9/17	BUFFALO	P	0	0	0	0	0	0	-	0	L	6-16
9/24	TENNESSEE	P	0	0	0	0	0	0	-	0	W	13-10
10/1	at Houston	P	0	0	0	0	0	0	-	0	L	15-17
10/8	at New England	P	1	17	17	0	0	0	-	0	L	10-20
10/15	at New York Jets	P	6	66	24	0	0	0	-	0	L	17-20
10/22	GREEN BAY	P	5	53	17	1	0	0	-	0	L	24-34
11/5	at Chicago	P	1	7	7	0	0	0	-	0	W	31-13
11/12	KANSAS CITY	P	1	11	11	0	0	0	-	0	W	13-10
11/19	MINNESOTA	P	1	7	7	0	0	0	-	0	W	24-20
11/23	at Detroit	P	0	0	-	0	0	0	-	0	W	27-10
12/3	JACKSONVILLE	P	1	5	5	0	0	0	-	0	L	10-24
12/10	NEW ENGLAND	P	0	0	-	0	0	0	-	0	W	21-0
12/17	at Buffalo	P	0	0	-	0	0	0	-	0	L	0-21
12/25	NEW YORK JETS	P	3	35	12	0	0	0	-	0	L	10-13
12/31	at Indianapolis	P	1	6	6	0	0	0	-	0	L	22-27
2006 TOTALS			16-0	21	221	24	1	0	0	-	0	6-10

2007 GAME-BY-GAME STATISTICS

DATE	OPPONENT	P/S	RECEIVING				RUSHING				W/L	SCORE
			NO.	YDS.	LG	TD	ATT.	YDS.	LG	TD		
9/9	at Washington	P	0	0	-	0	0	0	-	0	L	13-16*
9/16	DALLAS	P	2	33	21t	1	0	0	-	0	L	20-37
9/23	at New York Jets	P	1	9	9	0	0	0	-	0	L	28-31
9/30	OAKLAND	P	0	0	-	0	0	0	-	0	L	17-35
10/7	at Houston	P	0	0	-	0	0	0	-	0	L	19-22
10/14	at Cleveland	P	3	30	15	0	0	0	-	0	L	31-41
10/21	NEW ENGLAND	P	4	56	20	0	0	0	-	0	L	28-49
10/28	NEW YORK GIANTS	P	2	27	15	0	0	0	-	0	L	10-13
11/11	BUFFALO	P	2	29	21	0	0	0	-	0	L	10-13
11/18	at Philadelphia	P	0	0	-	0	0	0	-	0	L	7-17
11/26	at Pittsburgh	P	0	0	-	0	0	0	-	0	L	0-3
12/2	NEW YORK JETS	P	2	14	9	0	0	0	-	0	L	13-40
12/9	at Buffalo	S	8	93	21	0	0	0	-	0	L	17-38
12/16	BALTIMORE	P	3	38	21	0	0	0	-	0	W	22-16*
12/23	at New England	P	0	0	-	0	0	0	-	0	L	7-28
12/30	CINCINNATI	P	2	44	22t	1	0	0	-	0	L	25-38
2007 TOTALS			16-1	29	373	22t	2	0	0	-	0	1-15

* - Overtime

DEREK HAGAN'S RECEIVING BREAKDOWN

	2007						CAREER					
	G	NO	YDS	AVG	LG	TD	G	NO	YDS	AVG	LG	TD
Buffalo	2	10	122	12.2	21	0	4	10	122	12.2	21	0
Miami	-	-	-	-	-	-	-	-	-	-	-	-
New England	2	4	56	14.0	20	0	4	5	73	14.6	20	0
N.Y. Jets	2	3	23	7.7	9	0	4	12	124	10.3	24	0
AFC East	6	17	201	11.8	21	0	12	27	319	11.8	24	0
Baltimore	1	3	38	12.7	21	0	1	3	38	12.7	21	0
Cincinnati	1	2	44	22.0	22	1	1	2	44	22.0	22	1
Cleveland	1	3	30	10.0	15	0	1	3	30	10.0	15	0
Pittsburgh	1	0	0	-	-	0	2	1	14	14.0	14	0
AFC North	4	8	112	14.0	22	1	5	9	126	14.0	22	1
Houston	1	0	0	-	-	0	2	0	0	-	-	0
Indianapolis	-	-	-	-	-	-	1	1	6	6.0	6	0
Jacksonville	-	-	-	-	-	-	1	1	5	5.0	5	0
Tennessee	-	-	-	-	-	-	1	0	0	-	-	0
AFC South	1	0	0	-	-	0	5	2	11	5.5	6	0

DEREK HAGAN'S RECEIVING BREAKDOWN

	2007						CAREER					
	G	NO	YDS	AVG	LG	TD	G	NO	YDS	AVG	LG	TD
Denver	-	-	-	-	-	-	-	-	-	-	-	-
Kansas City	-	-	-	-	-	-	1	1	11	11.0	11	0
Oakland	1	0	0	-	-	0	1	0	0	-	-	0
San Diego	-	-	-	-	-	-	-	-	-	-	-	-
AFC West	1	0	0	-	-	0	2	1	11	11.0	11	0
AFC Total	12	25	313	12.5	22	1	24	39	467	12.0	24	1
Dallas	1	2	33	16.5	21	1	1	2	33	16.5	21	1
N.Y. Giants	1	2	27	13.5	15	0	1	2	27	13.5	15	0
Philadelphia	1	0	0	-	-	0	1	0	0	-	-	0
Washington	1	0	0	-	-	0	1	0	0	-	-	0
NFC East	4	4	60	15.0	21	1	4	4	60	15.0	21	1
Chicago	-	-	-	-	-	-	1	1	7	7.0	7	0
Detroit	-	-	-	-	-	-	1	0	-	-	0	-
Green Bay	-	-	-	-	-	-	1	5	53	10.6	17	1
Minnesota	-	-	-	-	-	-	1	1	7	7.0	7	0
NFC North	-	-	-	-	-	-	4	7	67	9.6	17	1
Atlanta	-	-	-	-	-	-	-	-	-	-	-	-
Carolina	-	-	-	-	-	-	-	-	-	-	-	-
New Orleans	-	-	-	-	-	-	-	-	-	-	-	-
Tampa Bay	-	-	-	-	-	-	-	-	-	-	-	-
NFC South	-	-	-	-	-	-	-	-	-	-	-	-
Arizona	-	-	-	-	-	-	-	-	-	-	-	-
St. Louis	-	-	-	-	-	-	-	-	-	-	-	-
San Francisco	-	-	-	-	-	-	-	-	-	-	-	-
Seattle	-	-	-	-	-	-	-	-	-	-	-	-
NFC West	-	-	-	-	-	-	-	-	-	-	-	-
NFC Total	4	4	60	15.0	21	1	8	11	127	11.5	21	2
Home	8	17	241	14.2	22	2	16	28	352	12.6	22	3
Road	8	12	132	11.0	21	0	16	22	242	11.0	24	0
1st Down	16	5	64	12.8	21	1	32	9	107	11.9	21	2
2nd Down	16	12	149	12.4	22	1	32	21	255	12.1	24	1
3rd Down	16	11	148	13.5	21	0	32	19	220	11.6	21	0
4th Down	16	1	12	12.0	12	0	32	1	12	12.0	12	0
1st Half	16	9	91	10.1	15	0	32	17	172	10.1	17	0
2nd Half/OT	16	20	282	14.1	22	2	32	33	422	12.8	24	3
Grass	13	20	271	13.6	22	2	25	34	420	12.4	22	3
Turf	3	9	102	11.3	21	0	7	16	174	10.9	24	0
Aug./Sept.	4	3	42	14.0	21	1	7	4	56	14.0	21	1
October	4	9	113	12.6	20	0	8	21	249	11.9	24	1
November	3	2	29	14.5	21	0	7	5	54	10.8	21	0
Dec./Jan.	5	15	189	12.6	22	1	10	20	235	11.8	22	1
Games 1-8	8	12	155	12.9	21	1	16	26	312	12.0	24	2
Games 9-16	8	17	218	12.8	22	1	16	24	282	11.8	22	1
Wins/Ties	1	3	38	12.7	21	0	7	6	63	10.5	21	0
Losses	15	26	335	12.9	22	2	25	44	531	12.1	24	3


IN A ZONE

When the Dolphins registered wins at Oakland (33-21 on November 27) and at San Diego (23-21 on December 11) in 2005, it marked the first time in franchise history that the Dolphins had won two regular season games in Pacific time zone in the same season, as they now have won each of their last three such contests, dating back to 2004. In 1999, they won a regular season contest in Oakland and a playoff matchup in Seattle. Overall in their 42-year history, the Dolphins have compiled a regular season record of 18-19 in games played in Pacific time zone (1-0 at Arizona, 3-0 at L.A. Rams, 5-8 at Oakland/L.A. Raiders, 4-7 at San Diego, 3-2 at San Francisco and 2-2 at Seattle). They are 1-5 in the playoffs in Pacific time zone, a record which includes a loss to San Francisco in Super Bowl XIX in Palo Alto, Calif. Their lone playoff win in six tries occurred in a 1999 First-Round contest, a 20-17 decision over Seattle on January 9, 2000 in the last game played at the Kingdome.

AARON HALTERMAN

Tight End

80



HEIGHT: 6-5
WEIGHT: 265
BORN: 3/31/82
COLLEGE: Indiana '05
ACQUIRED: FA, 2007
NFL: Second Season
DOLPHINS: Second Season



FINS FACT

Aaron took American Sign Language Classes each of his four years at Indiana University. While a student at IU, Aaron did a lot of work in the deaf community, including events at the Indiana School for the Deaf, located in Indianapolis. "It felt great to be able to do that, and it was a humbling experience," says Aaron of his work with the deaf. "I almost felt like a foreigner in a foreign land." He did some work with the football team there, and interacting only through sign language showed him that there are many ways to communicate, other than words. "It taught me to be mindful of body language and facial expressions," he says.

PRO CAREER

2007 Spent the first seven games of the year on the Dolphins' practice squad before being activated to the 53-man roster... Played in each of the final nine contests, all in a reserve role... Caught one pass for seven yards, with that coming in his NFL debut, on a pass from Cleo Lemon vs. N.Y. Giants in London (10/28).

2006 After being released by the Texans prior to the regular season, had stints on the practice squads of the Dolphins, Chargers and Colts... Finished the year on Indianapolis' practice squad and was with the team throughout their run to the Super Bowl XLI title... Played with the Rhein Fire of the NFL Europe League in the spring of '06 and caught 26 passes for 290 yards.

2005 Spent his entire rookie season on the Texans' practice squad.

COLLEGE

Started 35 of the 44 games in which he appeared during his four-year collegiate career at Indiana University (2001-04)... During that time, he totaled 66 receptions for 711 yards and three touchdowns... Had his most productive season as a sophomore in 2002 when he caught 27 passes for 292 yards and one TD... Reception total that year was the most by an IU tight end since 1992... First collegiate

HALTERMAN QUICK HITS

CAREER TRANSACTIONS: Originally signed with Houston as an undrafted college free agent in 2005... Was waived by the Texans on September 1, 2006... Was signed to the Dolphins' practice squad on October 11 before being released on October 17... Was signed to San Diego's practice squad on November 29 before being released on December 12... Was signed to Indianapolis' practice squad on December 21... Signed with the Dolphins as a free agent on February 14, 2007 before being released on September 1... Was signed to the practice squad on September 2 and then activated to the 53-man roster on October 24.

PRO CAREER AT A GLANCE: Spent most of his first two NFL seasons and the first portion of his third on the practice squads of four different clubs before spending a majority of 2007 on the Dolphins' active roster. Had the opportunity to go through the experience of being with a Super Bowl championship squad as a member of the Indianapolis Colts' practice squad, after joining the team with two regular season games remaining in 2006.

touchdown came on a 4-yard pass from Antwaan Randle El in IU's 63-32 win over Wisconsin his redshirt freshman year of 2001 . . . Majored in psychology.

PERSONAL

Single . . . Attended Center Grove High School in Greenwood, Ind., where he lettered in football and track . . . Was nominated for Indiana's "Mr. Football" award as a senior . . . Has taken part in the Dolphins' annual fishing tournament, which benefits the Miami Dolphins Foundation, as well as the club's holiday toy event . . . Also has made visits to local schools . . . Born March 31, 1982 in Indianapolis, Ind.

AARON HALTERMAN'S NFL REGULAR SEASON STATISTICS

YEAR	TEAM	GP	GS	RECEIVING					RUSHING				
				NO.	YDS.	AVG.	LG	TD	ATT.	YDS.	AVG.	LG	TD
2007	Miami	9	0	1	7	7.0	7	0	0	0	-	-	0

RENALDO HILL

Safety



HEIGHT: 5-11

WEIGHT: 205

BORN: 11/12/78

COLLEGE: Michigan State '02

ACQUIRED: UFA, 2006 (Oak.)

NFL: Eighth Season

DOLPHINS: Third Season

24

FINS FACT

Off the field, Renaldo enjoys working with kids ages 11-17 who are orphans. Not only does Renaldo think that this is a transitional age period, but he also feels blessed that he was fortunate enough to grow up having both parents. "Growing up, I was lucky enough to have both parents at home," Renaldo says. "There were a lot of kids in my neighborhood who didn't and wish they did, and fell into a trap. If I can lend a hand or give a kind word to someone without parents, that might just be the turning point that they need."

PRO CAREER

2007 Started the first seven games of the year at one safety spot . . . Posted 32 tackles, an interception and two passes defended . . . Picked off a Jason Campbell pass in opener at Washington (9/9) and returned it 24 yards to the Redskins' 39 . . . Recorded a season-high six tackles at N.Y. Jets (9/23) . . . Sustained a torn anterior cruciate ligament in his right knee in second quarter of contest vs. New England (10/21) . . . Was placed on injured reserve on October 24 . . . Underwent reconstructive surgery on November 1, which was performed by Dr. James Andrews at St. Vincent's Medical Center in Birmingham, Ala.

2006 Started all 16 games at free safety in his first season with the Dolphins, the first time in his six NFL seasons he opened every regular season contest . . . Finished third on the team

and first among defensive backs with 83 tackles, the second-highest total of his career, trailing only his 86 from 2005 . . . Recorded two interceptions, nine passes defended and a fumble recovery . . . Added three stops on special teams . . . Had a season-high nine tackles at N.Y. Jets (10/15) . . . Initial interception as a Dolphin came in a 31-13 victory at Chicago (11/5) when he picked off a Rex Grossman pass in the fourth quarter and returned it 12 yards to the Bears' 24, setting up a touchdown pass from Joey Harrington to Chris Chambers on the next play from scrimmage . . . Posted the second defensive touchdown of his career and his first via a fumble return two weeks later vs. Minnesota (11/19) when he scooped up a Chester Taylor fumble that was forced by Matt Roth and brought it back 48 yards for a score, giving the Dolphins a 17-13 lead early in the fourth quarter as they went on for a 24-20 win . . . Six minutes later, Jason Taylor returned an interception 51 yards for a TD . . . It was the second time in franchise history that the Dolphins have had a fumble return for a touchdown and an interception return for a touchdown in the same game, and the first since December 17, 1967 against Boston when Dick Westmoreland had an interception return (19 yards) and Jimmy Warren a fumble return (15 yards) . . . It was the seventh time that the Dolphins have had two defensive touchdowns in the same game, and the first since December 6, 1998 when Zach Thomas and Robert Jones both had interception returns for scores in a 27-17 win at Oakland . . . In Thanksgiving Day win at Detroit (11/23), intercepted a Jon Kitna pass in the second quarter, returning it 21 yards to the Lions' 9, setting up a 5-yard TD pass from Joey Harrington to Randy McMichael, putting the Dolphins on top for good at 14-10 . . . Also defended a season-high three passes in the Lions game.

2005 Played in all 16 games for the Raiders . . . Opened three games at free safety and 10 contests as the nickel cornerback . . . Recorded 86 tackles, an interception and five passes defended . . . Also tallied three special teams stops . . . Had a season-high 10 tackles on two occasions; vs. Denver (11/13) and vs. Miami (11/27) . . . Lone interception of the year came vs. Cleveland (12/18) when he snared a Charlie Frye pass.

2004 Played in 13 games with 10 starts at cornerback, was inactive for three contests with the Cardinals . . . Collected 46 tackles, an interception, nine passes defended, a sack and a forced fumble . . . Lone interception of the year occurred vs. Seattle (10/24) when he picked off a Matt Hasselbeck pass in the Cardinals' 25-17 victory . . . Had a team- and season-high 12 tackles at Miami (11/7), a figure which tied a career best . . . Batted down three passes at Carolina (11/21) . . . Had six tackles and a forced fumble the following week vs. N.Y. Jets (11/28) . . . Registered a sack of Chris Chandler vs. St. Louis (12/19) . . . Was inactive for the final two games of the year with a back injury.

2003 Started all 14 games in which he played at cornerback . . . Posted 67 tackles, five interceptions for 119 yards in returns including a touchdown, seven passes defended, two sacks and a forced fumble . . . Interception total ranked second on the squad . . . Registered seven tackles, including a sack at St. Louis (9/28) . . . Picked off a Quincy Carter pass at the Cardinals' 10 vs. Dallas (10/5) . . . Intercepted a Jon Kitna pass and also sacked Kitna for a 2-yard loss in 17-14 win vs. Cincinnati (11/2), when he also forced a fumble . . . Tallied a career-high 12 tackles at Cleveland (11/16) . . . Intercepted a pair of Marc Bulger passes vs. St. Louis (11/23), one of which he returned 70 yards for a touchdown . . . Sustained an ankle sprain later in the Rams contest and was inactive for the next two games; at Chicago (11/30) and at San Francisco (12/7) . . . Intercepted a Trent Dilfer pass at Seattle (12/21).

2002 Appeared in 14 contests, including seven starts at cornerback . . . Posted 66 tackles, two interceptions, 10 passes defended, a sack and two fumble recoveries . . . Contributed 11 stops on special teams . . . Collected a season-high 10 tackles vs. San Diego (9/22) when he came off bench in first quarter to replace an injured Duane Starks (groin) . . . Started each of the next four games in Starks' spot . . . In 16-13 win at Carolina (10/6), recovered a pair of

HILL QUICK HITS

CAREER TRANSACTIONS: Signed a three-year contract with the Dolphins as an unrestricted free agent from Oakland on March 17, 2006 . . . Originally drafted by Arizona in the seventh round (202nd overall) in 2001 . . . Signed with the Raiders as an unrestricted free agent on April 11, 2005.

PRO CAREER AT A GLANCE: A veteran of seven seasons who is looking to come back after sustaining a season-ending knee injury in the seventh game of 2007. All 23 games in which Renaldo has started with the Dolphins have come at free safety, although he played cornerback periodically in his five seasons prior to joining Miami. He has registered 12 career interceptions, including at least one in each of the last six seasons.

Panthers fumbles, the first Cardinal to do that since Michael Bankston on October 17, 1993 at Washington, a span of 143 games . . . First career interception came vs. Dallas (10/20) when he picked off a Quincy Carter pass in the end zone in Arizona's 9-6 win . . . Was inactive for games vs. St. Louis (11/3) and vs. Oakland (11/24) with a foot injury sustained at San Francisco (10/27) . . . Recorded an 8-yard sack of Marc Bulger at St. Louis (12/15), the first full sack of Hill's career . . . Intercepted a Jeff Garcia pass in the fourth quarter vs. San Francisco (12/21).

2001 Played in 14 games in his rookie season, including one start . . . Recorded 22 tackles, three passes defended and a half-sack . . . Added five special teams tackles . . . Had five tackles and the first half-sack of his career as he shared a 5-yard sack of Donovan McNabb vs. Philadelphia (11/4) . . . Saw extended action vs. Washington (12/9) after starter Tom Knight left the game early with a hamstring injury . . . Opened at Knight's spot the following week at N.Y. Giants (12/15), the initial start of his NFL career . . . Was inactive for each of the final two games with a hamstring injury.

COLLEGE

Was a three-year letterman (1998-2000) at Michigan State . . . Started all 35 games in which he played during that time at right cornerback . . . Concluded his career with 182 total tackles, 11 stops for loss, nine interceptions and 36 passes defended . . . Was a first-team All-Big Ten Conference performer by several outlets in his final year of 2000 when he posted 71 tackles, three interceptions and 11 passes defended . . . Was an honorable mention All-Big Ten pick the previous year when he amassed 57 tackles, an interception and 13 passes defended . . . Had a career-high five interceptions in 1998 . . . Majored in merchandising management.

PERSONAL

Single . . . Attended Chadsey High School in Detroit, Mich., where he was a four-year starter at defensive back . . . Was named to the school's academic honor roll on two occasions . . . Is the younger brother of Ray Hill, who also played at Michigan State and with the Dolphins as well (1998-2000) . . . Is part of the third set of brothers to have played for the Dolphins, joining the Blackwoods (S Glenn, 1979-87; S Lyle, 1981-86) and the Ayanbadejos (FB Obafemi, 2003; LB Brendon, 2003-04) . . . Enjoys bowling and Playstation in spare time . . . In 2006, was part of the Dolphins' "All-Community Team," in which he donated 20 tickets for every home game through his foundation to the South Florida YMCA . . . Along with the team's other defensive backs, was part of this program in 2007 as well, donating a block of tickets to various high school student-athletes . . . In 2006, hosted eight R.A.P. (Reaching and Accessing People) sessions at local high schools . . . Hosted a back-to-school event in Liberty City . . . For the holidays, sponsored 21 children from the Family Resource Center, which cares for kids in the foster care system . . . Took part in the Souper Bowl of Caring project . . . For his efforts, was voted as the recipient of the Dolphins' 2006 "Nat Moore Community Service Award" . . . Also has participated in events that benefit the Cooperative Feeding Program as well as Habitat for Humanity . . . Born November 12, 1978 in Detroit, Mich.

RENALDO HILL'S NFL REGULAR SEASON STATISTICS

YEAR TEAM	GP	GS	TACKLES					INTERCEPTIONS					FUMBLES		
			TOT	SOLO	ASST	SK	YDS	NO	YDS	LG	TD	PD	FF	FR	YDS
2001 Arizona	14	1	22	19	3	0.5	2.5	0	0	—	0	3	0	0	0
2002 Arizona	14	7	66	48	18	1.0	8.0	2	4	3	0	10	0	2	0
2003 Arizona	14	14	67	47	20	2.0	6.0	5	119	70t	1	7	1	0	0
2004 Arizona	13	10	46	39	7	1.0	12.0	1	2	2	0	9	1	0	0
2005 Oakland	16	13	86	72	14	0.0	0.0	1	0	0	0	5	0	0	0
2006 Miami	16	16	83	61	22	0.0	0.0	2	33	21	0	9	0	1	48
2007 Miami	7	7	32	26	6	0.0	0.0	1	24	24	0	2	0	0	0
NFL TOTALS	94	68	402	312	90	4.5	28.5	12	182	70t	1	45	2	3	48
MIAMI TOTALS	23	23	115	87	28	0.0	0.0	3	57	24	0	11	0	1	48

ADDITIONAL STATS


Special Teams Tackles: 5 in 2001, 11 in 2002, 3 in 2005, (Miami) 3 on 2006 for total of 22

Defensive Touchdowns: 1 interception return in 2003, 1 fumble return in 2006

VONNIE HOLLIDAY

Defensive End

91



HEIGHT: 6-5
WEIGHT: 285
BORN: 12/11/75
COLLEGE: North Carolina '98
ACQUIRED: FA, 2005
NFL: 11th Season
DOLPHINS: Fourth Season



FINS FACT

For two weeks while he was in high school, Vonnie worked in a dog pound in his hometown of Camden, S.C. Among his responsibilities were cleaning out cages. Although it was only for a short period of time, it taught him lessons for a lifetime. "It was the worst job I ever had," Vonnie said. "It taught me to work hard so that I could make something of myself. I was fortunate. Some guys had no choice."

PRO CAREER

2007 Started all 12 games in which he played, was inactive for four contests . . . Registered 42 tackles, two sacks, a pass defended and a forced fumble . . . Posted a season-high six tackles in opener at Washington (9/9) . . . First sack of the year came at N.Y. Jets (9/23) when he surpassed the 50-sack plateau for his career as he dropped Chad Pennington for a 9-yard loss . . . Sustained an ankle injury early in contest the following week, vs. Oakland (9/30), and was inactive each of the next four weeks . . . In first game back, vs. Buffalo (11/11), was credited with three tackles and a forced fumble . . . Recorded five tackles, including a sack, in Monday night game at Pittsburgh (11/26).

2006 Started all 16 games in which he played at defensive tackle, the second straight year, third time in the last five years and fifth time overall in his career that he opened every contest . . . Finished fourth on the club with 66 total tackles, a figure that ranked first among linemen . . . Was second on the squad with seven sacks . . . Added a pass defended and a fumble recovery on the year . . . Along with his five sacks from 2005, his 12 sacks from 2005-06 represent his highest two-season total since 2001-02 when he combined for 13 . . . Recorded eight tackles and a sack in opener at Pittsburgh (9/8) . . . Start the following week vs. Buffalo (9/17) was the 100th in the regular season of his NFL career . . . Registered a sack in win over Kansas City (11/12), the first of five games in a row that he accounted for at least a half-sack . . . Notched a season-high two sacks in Thanksgiving Day win over Detroit (11/23), the ninth time in his career he recorded two or more sacks in a game and his second as a Dolphin . . . It was part of an eight-sack day by the Dolphins . . . Also in the Lions game, recovered a Jon Kitna fumble that was forced by Matt Roth . . . Posted a season-best 10 tackles at Buffalo (12/17), his highest total as a Dolphin . . .

HOLLIDAY QUICK HITS

CAREER TRANSACTIONS: Signed a two-year contract with the Dolphins as a free agent on March 5, 2005 after being released by Kansas City on February 22 . . . Was re-signed by the Dolphins to a four-year contract on February 21, 2007 . . . Originally a first-round draft choice of Green Bay (19th overall) in 1998 . . . Signed with the Chiefs as an unrestricted free agent on April 7, 2003.

PRO CAREER AT A GLANCE: Enters his 11th NFL season in 2008 having appeared in 135 regular season games, all but nine of which have been starts. Vonnie has started all 16 regular season games in five of his previous 10 seasons, including two of his three years with the Dolphins. He has posted 51.5 sacks, as he has played both end and tackle in his career.

SACK LEADERS AMONG NFL INTERIOR LINEMEN: Holliday's sack total in 2006 tied for third among NFL interior lineman that year, trailing only Oakland's Warren Sapp and Detroit's Cory Redding:

MOST SACKS BY AN NFL INTERIOR LINEMAN IN 2006

PLAYER	TEAM	NO.
1. Warren Sapp	Oakland	10.0
2. Cory Redding	Detroit	8.0
3. VONNIE HOLLIDAY	MIAMI	7.0
Corey Williams	Green Bay	7.0
5. Cullen Jenkins	Green Bay	6.5

AMONG DOLPHINS SINGLE-SEASON SACK LEADERS FOR INTERIOR LINEMEN: Holliday's total of seven sacks in 2006 tied for the second-highest total by a Dolphins interior lineman since sacks became official in 1982, and was the most since Mike Charles also had seven, in 1985:

HIGHEST SINGLE-SEASON SACK TOTALS BY A DOLPHINS INTERIOR LINEMAN

(since 1982)

PLAYER	TEAM	NO.
1. Bob Baumhower	1983	8.0
2. VONNIE HOLLIDAY	2006	7.0
Mike Charles	1985	7.0

2005 Started all 16 games in which he played at defensive tackle, the second time in the three years and fourth time overall in his eight-year career that he opened every contest . . . Recorded 56 tackles, five sacks, six passes defended and two fumble recoveries in his first season playing primarily the defensive tackle position . . . Tackle total ranked seventh on the squad while his sack figure was fourth . . . In 27-24 win vs. Carolina (9/25), recovered a Jake Delhomme fumble that was forced by Lance Schulters . . . Collected a season-high six tackles at New Orleans (10/30), when he came up with his first sack as a Dolphin . . . His tackle total that day tied for the team lead . . . Played in the 100th regular season game of his NFL career in week nine game vs. New England (11/13) . . . Turned in top performance of the season in 33-21 victory at Oakland (11/27), when he produced five tackles and a pair of sacks, two of a season-high seven by the Dolphins that day in a 21-6 win . . . It marked the eighth time in his career that he amassed two or more sacks and his first since September 7, 2003 when he had three against San Diego in his first game as a Kansas City Chief . . . Also tallied sacks at San Diego (12/11) and vs. Tennessee (12/24), both of which were also Dolphin wins . . . In the Titans game, recovered a Billy Volek fumble that was forced by Kevin Carter.

2004 Was limited to nine games and three starts because of injuries . . . Missed each of the final five contests, including the last two on injured reserve, with a groin injury . . . Finished the year with 13 tackles and two passes defended.

2003 Started all 16 games in his first year with the Chiefs . . . Posted 80 tackles (39 solo), a team-high 5.5 sacks, a forced fumble and three passes defended . . . In his first game with Kansas City, vs. San Diego (9/7), sacked Chargers QB Drew Brees three times, marking the second-highest single-game sack total of his career . . . Had a season-best nine tackles at Minnesota (12/20) . . . Recorded three stops in Divisional Playoff game vs. Indianapolis (1/11/04).

2002 Started all 10 games in which he appeared in his final season with the Packers . . . Was inactive for six games because of injuries . . . Sat out four contests with a torn pectoral muscle and two games with a knee injury . . . Tallied 26 tackles, six sacks, an interception, three forced fumbles and four passes defended . . . Intercepted a Jeff Garcia pass at San Francisco (12/15) . . . Was named NFC Defensive Player of the Week for his performance vs. Buffalo (12/22) when he sacked Bills QB Drew Bledsoe five times and forced three fumbles, as he set a Packers single-game sack record.

2001 Started all 16 games . . . Registered a career-high 81 tackles to go along with seven sacks, a career-best three fumble recoveries, a forced fumble and three passes defended . . . Tackle total was the most by a Packers lineman in '01 . . . Sack total ranked second on the

squad . . . Equaled a career-high with 10 tackles vs. Tampa Bay (11/4) . . . Matched that total once again with 10 stops at Tennessee (12/16) . . . Collected a season-high two sacks in the Titans contest . . . Amassed nine tackles in two postseason games, including five in First-Round Playoff contest vs. San Francisco (1/13/02).

2000 Played in 12 games, including nine starts . . . Totaled 47 tackles, five sacks, an interception and four passes defended . . . Was inactive for four games with hamstring and ankle injuries . . . First career interception came off a Rob Johnson pass at Buffalo (9/10) . . . Had a season-high eight stops at Chicago (12/3) . . . Tallied a season-high two sacks vs. Tampa Bay (12/24).

1999 Started all 16 games for the first time in his career . . . Notched 67 tackles, six sacks, a fumble recovery, a forced fumble and a career-best six passes defended . . . Tackle total led all Packers linemen while sack figure was second on the squad . . . Established a career-high with 10 tackles at Detroit (9/19) . . . Recorded third multiple-sack game of his career, vs. Seattle (11/1), when he sacked Seahawks QB Jon Kitna twice.

1998 Opened all 12 games in which he appeared during his rookie season . . . Was credited with 39 tackles, a career-high eight sacks, two fumble recoveries and five passes defended . . . Was a consensus all-rookie selection as he established a Packers rookie sack record . . . Sack total tied for second on the team and tied with the Dolphins' Lorenzo Bromell for the most by an NFL rookie in '98 . . . Was second to Oakland CB Charles Woodson for AP Defensive Rookie of the Year honors, while the two shared the award from College & Pro Football Newsweekly . . . Posted a sack in his NFL debut, vs. Detroit (9/6) . . . Went on to record four sacks in September and was named NFL Defensive Rookie of the Month . . . Initial multiple-sack game of his career occurred at Carolina (9/27) when he recorded a pair . . . Tallied a season-high seven tackles, including two sacks, at N.Y. Giants (11/5) . . . Sustained an ankle injury at Minnesota (11/22) and was inactive four of the final five regular season games . . . Came back to record a sack of Steve Young in First Round Playoff game at San Francisco (1/3/99).

COLLEGE

Was a four-year letterman at North Carolina (1994-97) . . . Played in 46 games, starting 28 of them . . . Racked up 162 tackles and 11 sacks . . . Was a first-team All-Atlantic Coast Conference selection as a senior when he posted career-high figures of 64 tackles and five sacks . . . Served as co-captain his senior year . . . Was one of only three true freshman to receive playing time in 1994, as he appeared in 10 games and registered 12 tackles . . . Graduated with a degree in communications.

PERSONAL

Married to Eboni with a daughter, Kali, and a son, Joey . . . Was a first-team all-state selection and the Class 3A Lineman of the Year as a senior at Camden (S.C.) High School . . . His hometown of Camden is the oldest inland city in South Carolina . . . Was a three-time all-area and all-conference choice on defense, where he played both end and tackle, as well as linebacker . . . Also was an all-conference pick as a tight end . . . Earned all-conference accolades in basketball where he led his team to the state semi-finals as a senior with a record of 28-3 . . . Was a three-year letterman in baseball as well where he was a pitcher, catcher, first baseman and third baseman . . . Was named South Carolina's Male Professional Athlete of the Year in 1999 by the South Carolina Athletic Hall of Fame . . . Founded the Vonnie Holliday Foundation in 2001 . . . Has done work with the Council of Aging in Camden, S.C . . . During his tenure in Green Bay, started the "Kids Company" in Richmond, Wis., an organization which benefits at-risk youths . . . Annually hosts the Vonnie Holliday Bulldog Football Camp at Camden High School . . . For four years has been the honorary chairperson for the fundraising efforts of the United Way of Kershaw County in South Carolina . . . For the past eight years has sponsored a turkey giveaway at Thanksgiving in Camden, which he has done through local charities, the United Way and Save Centers . . . At Christmas, makes a variety of donations - both monetary and goods - to needy children at local schools . . . Vonnie's mother, Suzannah, spearheads both efforts . . . Also does extensive work with the "Reach For The Stars" Foundation, which benefits children with cystic fibrosis . . . In addition, has done work with Mt. Sinai Hospital in Miami . . . Has taken part in the "Lift Up America Food Giveaway" event as well as Big Mama's Easter Basket Collection . . . Did on-air work with FINS-TV during the week of Super Bowl XLI in South Florida . . . In 2007, was a member of the Dolphins' "All-Community Team" in which he donated a block of tickets for every home game to single-parent mothers and their children . . . Cousin, Corey Holliday, was a wide receiver at North Carolina and played with the Pittsburgh Steelers

from 1995-97 . . . Grew up in a household in which he was the only boy among five women, which included his mother, grandmother, two sisters and an aunt . . . Full name is Dimetry Giovanni Holliday, born December 11, 1975 at Camden, S.C.

VONNIE HOLLIDAY'S NFL REGULAR SEASON STATISTICS

YEAR TEAM	GP GS	TACKLES						INTERCEPTIONS					FUMBLES		
		TOT	SOLO	ASST	SK	YDS		NO	YDS	LG	TD	PD	FF	FR	YDS
1998 Green Bay	12 12	39	27	12	8.0	50.0		0	0	—	0	5	0	2	0
1999 Green Bay	16 16	67	47	20	6.0	40.0		0	0	—	0	6	1	1	0
2000 Green Bay	12 9	47	25	22	5.0	20.0		1	3	3	0	4	0	0	0
2001 Green Bay	16 16	81	56	25	7.0	45.0		0	0	—	0	3	1	3	11
2002 Green Bay	10 10	26	17	9	6.0	31.0		1	3	3	0	4	3	0	0
2003 Kansas City	16 16	80	39	41	5.5	50.0		0	0	—	0	3	1	0	0
2004 Kansas City	9 3	13	9	4	0.0	0.0		0	0	—	0	2	0	0	0
2005 Miami	16 16	56	40	16	5.0	36.0		0	0	—	0	6	0	2	12
2006 Miami	16 16	66	46	20	7.0	56.0		0	0	—	0	1	0	1	0
2007 Miami	12 12	42	33	9	2.0	18.0		0	0	—	0	1	1	0	0
NFL TOTALS	135 126	517	339	178	51.5	346.0		2	6	3	0	35	7	9	23
MIAMI TOTALS	44 44	164	119	45	14.0	110.0		0	0	—	0	8	1	3	12

VONNIE HOLLIDAY'S NFL PLAYOFF STATISTICS

YEAR TEAM	GP GS	TACKLES						INTERCEPTIONS					FUMBLES		
		TOT	SOLO	ASST	SK	YDS		NO	YDS	LG	TD	PD	FF	FR	YDS
1998 Green Bay	1 1	1	1	0	1	3		0	0	—	0	0	0	0	0
2001 Green Bay	2 2	9	7	2	0	0		0	0	—	0	0	0	0	0
2002 Green Bay	1 1	1	1	0	0	0		0	0	—	0	0	0	0	0
2003 Kansas City	1 1	3	2	1	0	0		0	0	—	0	0	0	0	0
PLAYOFF TOTALS	5 5	14	11	3	1	3		0	0	—	0	0	0	0	0

SINGLE-GAME HIGHS

Sacks:

- 5 vs. Buffalo, 12/22/02
- 3 vs. San Diego, 9/7/03
- 2 at Carolina, 9/27/98
- 2 at N.Y. Giants, 11/5/98
- 2 vs. Seattle, 11/1/99
- 2 vs. Tampa Bay, 12/24/00
- 2 at Tennessee, 12/16/01
- 2 at Oakland, 11/27/05
- 2 at Detroit, 11/23/06

WITH THE FIRST OVERALL SELECTION...

When the Dolphins tabbed Michigan tackle Jake Long with the first overall selection in the 2008 Draft, it marked the first time that the team has selected in the No. 1 position in the NFL Draft. In their inaugural season of 1966, they selected in the top spot of the AFL Draft and picked Illinois running back Jim Grabowski. Prior to 2008, the highest spot that they had owned in the NFL Draft was in 2005 when they took Auburn running back Ronnie Brown second overall.


The 2008 selection of Long in the first spot of the draft marked the third time in the previous four years that they have had a pick in the top ten of the draft. In 2005, they tabbed Brown in the second slot and in 2007 they took Ohio State wide receiver Ted Ginn, Jr. with the ninth pick. Since the merger of 1970, however, the Dolphins have had a selection in the top ten of the draft just six times. They had the ninth pick in both 1989 and 1990 (Sammie Smith and Richmond Webb, respectively), and the seventh pick in 1992 (Troy Vincent). These six selections are tied for the second-fewest top ten draft picks since the merger.

The clubs that have had the draft's top pick most frequently since the merger of 1970 are Indianapolis, New England and Tampa Bay with four apiece (The Colts owned it once while the franchise was located in Baltimore).

NATHAN JONES

Cornerback

33



HEIGHT: 5-10
WEIGHT: 185
BORN: 6/15/82
COLLEGE: Rutgers '04
ACQUIRED: UFA, 2008 (Dall.)
NFL: Fifth Season
DOLPHINS: First Season



FINS FACT

Nathan is currently working on a sitcom called "Jock Itch," which is a sports version of the television show, "Friends." While Nathan is the executive producer of the show, he is working closely with Andre Barnwell, a producer, director and writer for such television shows as "Comic View," "BET Live" and "Steve Harvey's Big Time Challenge," as well as the movie "The Way We Do It."

PRO CAREER

2007 Played in 15 regular season games in a reserve role, was inactive for one contest . . . On defense, recorded 17 tackles, a sack and two forced fumbles . . . On special teams, posted nine tackles and six kickoff returns for a 20.3-yard average . . . Was credited with two special teams tackles in each of the first two games; vs. N.Y. Giants (9/9) and at Miami (9/16) . . . Had best game of the season vs. New England (10/14) . . . On defense, tallied seven tackles, a sack and two forced fumbles . . . Added two tackles on special teams . . . Two-yard sack of Tom Brady was the second of his career and the first since his rookie season . . . Saw action in Divisional Playoff game vs. N.Y. Giants (1/13/08) when he had one kickoff return for 21 yards and a tackle on special teams.

2006 Appeared in four regular season contests, all in a reserve role . . . Was inactive for each of the first 12 games . . . Posted eight tackles on defense and three more on special teams . . . Had four stops on defense and one more on special teams in regular season finale vs. Detroit (12/31) . . . Added one kickoff return for 13 yards in the contest . . . Played in First-Round Playoff game at Seattle (1/6/07) and was credited with one special teams tackle.

2005 Played in all 16 games in a reserve role . . . Recorded two tackles on defense and 12 stops on special teams, a figure that ranked second on the squad . . . Had a season-best three special teams tackles in game at Philadelphia (11/14) . . . Added two stops at Carolina (12/24).

2004 Played in all 16 games with one start as a rookie . . . Registered 31 tackles and a sack on defense . . . On special teams, contributed a pair of stops while also returning two kickoffs for a 21.5-yard average . . . Had four tackles in games vs. Cleveland (9/19), vs. Detroit (10/31), vs. Chicago (11/25) and at Seattle (12/6) . . . In the Lions game, recorded the first sack of his NFL career when he dropped Joey Harrington for a 10-yard loss . . . Initial start of NFL career came vs. Philadelphia (11/15) when the Cowboys opened in nickel package.

JONES QUICK HITS

CAREER TRANSACTIONS: Signed a two-year contract with the Dolphins as an unrestricted free agent from Dallas on March 14, 2008 . . . Originally a seventh-round draft choice of Dallas in 2004 (205th overall).

PRO CAREER AT A GLANCE: Over the first four years of his career, played in 51 games and was a versatile backup in the Cowboys' defensive backfield as well as a key performer on special teams, where he spent time on coverage units as well as the kickoff return team.

COLLEGE

Was a four-year letterman at Rutgers (2000-03) . . . Finished his career with 219 tackles, five interceptions, 18 pass breakups, two forced fumbles and two fumble recoveries . . . Also returned 82 kickoffs for a 23.2-yard average with three touchdowns and blocked three kicks . . . Was named the Big East Conference co-Special Teams Player of the Year as a junior in 2002 when he had a pair of 100-yard kickoff returns – including one at Syracuse and another at Tennessee . . . In the Syracuse game, also blocked a field goal attempt that was returned 90 yards for a touchdown . . . Was sixth in the nation in '02 with a 28.3-yard average on 26 kickoff returns, while also blocking two kicks . . . In addition, posted a career-high 84 tackles on defense that year . . . First collegiate interception came against Boston College as a sophomore in 2001 when he picked off a pass and returned it 70 yards for a touchdown . . . Earned degree in finance.

PERSONAL

Played running back and defensive back at Fanwood High School in Scotch Plains, N.J., where he was a first-team all-state selection as a senior . . . That year, rushed for 2,474 yards and 36 touchdowns and was named the Offensive Player of the Year in Union County . . . Recorded six interceptions on defense . . . In a North Jersey 2 Group III quarterfinal playoff game, rushed for 362 yards and six touchdowns . . . In 2001, lettered on the Rutgers track team as a sprinter . . . During the 2006 offseason took classes at the Harvard Business School as part of the NFL's Business Management and Entrepreneurial Program . . . Worked in financial management with Merrill Lynch during the 2005 offseason . . . As a member of the Cowboys 2004 Rookie Club, a program designed to introduce rookies to community service in the Dallas area, visited several non-profit organizations that serve children and adults, including the Play It Smart program at Lincoln High School in Dallas, ChildCareGroup, NFL United Way Hometown Huddle and The Salvation Army . . . In addition, each year participated in The Salvation Army Angel Tree Program in which he donates Christmas gifts for underprivileged children in the Dallas-Ft. Worth area . . . Born June 15, 1982 in Newark, N.J.

NATHAN JONES' NFL REGULAR SEASON STATISTICS

YEAR TEAM	GP	GS	TACKLES					INTERCEPTIONS					FUMBLES		
			TOT	SOLO	ASST	SK	YDS	NO	YDS	LG	TD	PD	FF	FR	YDS
2004 Dallas	16	1	31	27	4	1.0	10.0	0	0	–	0	0	0	0	0
2005 Dallas	16	0	2	1	1	0.0	0.0	0	0	–	0	0	0	0	0
2006 Dallas	4	0	8	8	0	0.0	0.0	0	0	–	0	0	0	0	0
2007 Dallas	15	0	17	14	3	1.0	2.0	0	0	–	0	1	2	0	0
NFL TOTALS	51	1	58	50	8	2.0	12.0	0	0	–	0	1	2	0	0

NATHAN JONES' NFL PLAYOFF STATISTICS

YEAR TEAM	GP	GS	TACKLES					INTERCEPTIONS					FUMBLES		
			TOT	SOLO	ASST	SK	YDS	NO	YDS	LG	TD	PD	FF	FR	YDS
2006 Dallas	1	0	0	0	0	0.0	0.0	0	0	–	0	0	0	0	0
2007 Dallas	1	0	0	0	0	0.0	0.0	0	0	–	0	0	0	0	0
PLAYOFF TOTALS	2	0	0	0	0	0.0	0.0	0	0	–	0	0	0	0	0

ADDITIONAL STATS


Kickoff Returns: 2 for 43 yards, 21.5 avg., long of 25 in 2004; 1 for 13 yards in 2006; 6 for 122 yards, 20.3 avg., long of 27 in 2007 for total of 9 for 178 yards, 19.8 avg., long of 25 (P-1 for 21 yards)

Special Teams Tackles: 2 in 2004, 12 in 2005, 3 in 2006, 9 in 2007 for total of 26 (P-2)

MICHAEL LEHAN

Cornerback

22



HEIGHT: 6-0
WEIGHT: 200
BORN: 11/25/79
COLLEGE: Minnesota '03
ACQUIRED: FA, 2006
NFL: Sixth Season
DOLPHINS: Third Season



FINS FACT

During his tenure with the Browns, Michael was very involved with the Adoption Network of Cleveland, which places foster children with adoptive parents. As part of the organization, he ran a "Get Real" group, which discusses a wide array of issues with children in the foster care system. Being a foster care child himself, Michael knows what a lot of these youngsters are facing. "I remember going through that same thing and there was nobody I could talk to and express my concerns," he says. "It's imperative to get out there and help."

PRO CAREER

2007 Played in 15 games, including 14 starts . . . Was inactive for one contest . . . Recorded 56 tackles, a sack, an interception, seven passes defended and a fumble recovery for a touchdown . . . Tackle total tied for fifth on the team and was second among defensive backs, trailing only Will Allen's 62 stops . . . Added two stops on special teams . . . Key part of a defensive backfield that helped the team to a No. 4 ranking in the NFL, as they allowed an average of just 188.7 yards passing per contest . . . Started opener at Washington (9/9) as part of nickel package . . . Moved into starting role at one cornerback spot two weeks later at N.Y. Jets (9/23) when he posted seven tackles . . . Had best game of the season vs. N.Y. Jets (12/2) . . . Registered five tackles, including the first sack of his career when he tackled Kellen Clemens for one of a season-high six sacks by the Dolphins that day . . . In addition, scooped up a Clemens fumble following a Will Allen sack in the second quarter and returned it 43 yards for a touchdown . . . Was inactive the following week at Buffalo (12/9) with a groin injury . . . Returned for game vs. Baltimore (12/16) when he accounted for his first career interception as he picked off a Kyle Boller pass at the Dolphins' 14, as Miami went on for a 22-16 overtime victory . . . Posted a career-high eight tackles in finale vs. Cincinnati (12/30).

2006 Played in 15 games, including two starts . . . Was inactive for one contest . . . Collected eight tackles and two passes defended . . . Added 11 special teams stops, which ranked second on the squad, trailing only Travis Minor's total of 14 . . . Had two special teams tackles in games at New England (10/8), at Chicago (11/5) and at Detroit (11/23) . . . Was inactive for game vs. Kansas City (11/12) . . . Opened the Lions game in addition to finale at Indianapolis

LEHAN QUICK HITS

CAREER TRANSACTIONS: Signed with the Dolphins as a free agent on May 12, 2006 after attending the team's minicamp from May 5-7 on a tryout basis . . . Had been waived by Cleveland on February 23, 2006 . . . Originally was a fifth-round draft choice (152nd overall) of the Browns in 2003.

PRO CAREER AT A GLANCE: Has become an integral member of the Dolphins' defensive backfield after joining the team in 2006. First came to the club on a tryout basis at a rookie minicamp. Has started 16 games in his two years with the Dolphins, including 14 in 2007 when he posted career-high numbers in every category. Michael had spent the first three years of his career with Cleveland.

(12/31), both when the Dolphins started with five DBs . . . On defense, recorded two tackles in the Lions game and three against the Colts.

2005 Played in 10 games, all in a reserve role, with the Browns . . . Was inactive for six games, including each of the final five contests . . . Recorded four tackles on defense and five stops on special teams . . . Had a pair of special teams tackles vs. Chicago (10/9).

2004 Appeared in 10 games, including two starts . . . Was inactive for six games with calf and hamstring injuries . . . Collected 15 tackles and a pass defended on defense and six more stops on special teams . . . Had two special teams tackles at Dallas (9/19) . . . Made his first start of the season the following week at N.Y. Giants (9/26) when he opened at cornerback in place of the injured Anthony Henry (vertigo) . . . Responded with six tackles and a pass defended . . . Also opened finale at Houston (1/2/05) as part of a nickel defense.

2003 Played in 12 games with two starts in his rookie season . . . Was inactive for four of the first five games of the season with calf and hamstring injuries . . . On the year, registered 21 tackles and a pass defended on defense, and nine stops on special teams, which ranked eighth on the squad . . . First start of NFL career came at Denver (12/14) when he replaced an injured Anthony Henry at left cornerback . . . Posted four tackles that day . . . Also opened at right cornerback in finale at Cincinnati (12/28), as he took over for an injured Daylon McCutcheon . . . Notched a career-high eight tackles in addition to a pass defended in that game, as Cleveland recorded a 22-14 victory by holding the Bengals to 156 net passing yards . . . Had a season-high two special teams tackles vs. San Diego (10/19) and vs. Arizona (11/16).

COLLEGE

Was a four-year letterman at Minnesota (1999-2002) who started his final three seasons with the team . . . In 45 career games, tallied 132 tackles, five interceptions, two fumble recoveries and a school-record 31 pass breakups . . . Had two interceptions against Arkansas in the Music City Bowl in his final collegiate game . . . Also blocked a punt in his career, which came in his junior year . . . Redshirted as a true freshman in 1998 . . . Earned his degree with a major in family social science and a minor in youth studies.

PERSONAL

Single . . . Attended Hopkins (Minn.) High School . . . Was an all-state selection as a running back his senior year when he rushed for 1,490 yards and 25 touchdowns on 213 carries . . . Was an all-conference choice as both a junior and senior, surpassing the 1,000-yard rushing mark his junior season as well . . . Also lettered in track and finished fifth in the state championships in the 100-meter dash with a time of 10.99 his senior year . . . Earned all-conference honors three times as a sprinter/horizontal jumper . . . Guardians are Jim and Judy Nordstrom . . . Recipient of the Bernie Bierman Endowed Scholarship . . . Was active in community endeavors during his tenure in Cleveland . . . This included regular visits to area elementary schools, and supporting the holiday kickoff campaign for the Toys for Tots program and the holiday Clothe-A-Child program . . . In 2007, along with the other Dolphins DBs, was part of the "All-Community Team," in which they donated a block of tickets for every home game to various local high school student-athletes . . . Gives a lot of his spare time helping foster care children . . . Also has participated in the team's annual turkey giveaway, the holiday toy event as well as Hometown Huddle events . . . Lists Denzel Washington as favorite actor, Halle Berry as favorite actress, "Antwone Fisher" as favorite movie, "Remember the Titans" as favorite sports movie, "CSI-Las Vegas, Miami and New York" as favorite television shows and Brian McKnight as favorite recording artist . . . Enjoys listening to Gospel music before a game . . . Born November 25, 1979 in Hopkins, Minn.

MICHAEL LEHAN'S NFL REGULAR SEASON STATISTICS

YEAR TEAM	GP	GS	TACKLES					INTERCEPTIONS					FUMBLES		
			TOT	SOLO	ASST	SK	YDS	NO	YDS	LG	TD	PD	FF	FR	YDS
2003 Cleveland	12	2	21	18	3	0.0	0.0	0	0	-	0	1	0	0	0
2004 Cleveland	10	2	15	12	3	0.0	0.0	0	0	-	0	1	0	0	0
2005 Cleveland	10	0	4	3	1	0.0	0.0	0	0	-	0	0	0	0	0
2006 Miami	15	2	8	7	1	0.0	0.0	0	0	-	0	2	0	0	0
2007 Miami	15	14	56	50	6	1.0	0.0	1	0	0	0	7	0	1	43
NFL TOTALS	62	20	104	90	14	1.0	0.0	1	0	0	0	11	0	1	43
MIAMI TOTALS	30	16	64	57	7	1.0	0.0	1	0	0	0	9	0	1	43

ADDITIONAL STATS


Defensive Touchdowns: 1 fumble return (43 yards) in 2007

Special Teams Tackles: 9 in 2003, 6 in 2004, 5 in 2005, (Miami) 11 in 2006, 2 in 2007 for total of 33

DAVID MARTIN

Tight End

88



HEIGHT: 6-4

WEIGHT: 265

BORN: 3/13/79

COLLEGE: Tennessee '01

ACQUIRED: UFA, 2007 (G.B.)

NFL: Eighth Season

DOLPHINS: Second Season



FINS FACT

David's wife, Kameisha, was an All-America track performer at Tennessee in the 800-meters. In fact, she finished fourth in the 2004 Olympic Track and Field Trials, and now runs professionally for Nike. It makes for some pretty serious competition in their home. "I'm a better athlete, she's a better runner," David says.

PRO CAREER

2007 Started all 15 games in which he played, was inactive for one contest . . . Tallied 34 receptions for 303 yards and two touchdowns . . . Reception total tied for third on the squad while yardage figure was sixth . . . Two receiving TDs tied with four others for the team lead . . . Total for receptions and receiving yards both represented career highs, surpassing his previous bests of 27 catches for 224 yards as a member of the Packers in 2005 . . . Had at least on reception in 14 of the 15 games in which he appeared . . . Both touchdowns came in contest at Cleveland (10/14), when he had a 14-yard TD catch in the second quarter and a 4-yard scoring grab in the fourth quarter, both from Cleo Lemon . . . It was the first time in Martin's career that he had two touchdown catches in a game . . . It was the first time the Dolphins had two TD receptions from their tight ends in the same game since October 9, 2005 at Buffalo when Will Heller had a 1-yard TD catch and Randy McMichael had a 30-yard scoring catch, both from Gus Frerotte . . . It was the first time that the same Dolphins tight end has had two

TD catches in the same game since October 12, 1998 when Troy Drayton had scoring catches of 2 and 15 yards, both from Dan Marino, at Jacksonville . . . Overall, Martin is just the seventh tight end in Dolphins history to have two touchdown receptions in the same game . . . It now has happened 11 times in the regular season and 15 occasions overall, including playoffs . . . Was inactive for game against the Giants in London (10/28) with a groin injury . . . In '07, Martin accounted for a season-high four receptions on three occasions; vs. Buffalo (11/11), vs. N.Y. Jets (12/2) and vs. Cincinnati (12/30) . . . In the Bengals contest, also amassed a season-high 52 receiving yards, one shy of his career high.

2006 Played in 11 games, including four starts . . . Caught 21 passes for 198 yards and two touchdowns . . . Had a career-high six receptions, totaling 44 yards, vs. New Orleans (9/17) . . . First touchdown of the year came on a 13-yard grab from Brett Favre in fourth quarter of Packers' 34-24 win at Miami (10/22) . . . Totaled eight catches for 98 yards in consecutive weeks; vs. Arizona (10/29) and at Buffalo (11/5) . . . In the Cardinals game, accounted for four receptions for 48 yards, including a 1-yard TD catch from Favre in Green Bay's 31-14 victory . . . Was inactive for five of the final six games, including the last two, with a rib injury.

2005 Appeared in 12 games, starting eight of them, including six in place of an injured Bubba Franks and two as part of a multiple-tight end set . . . Tallied 27 receptions for 224 yards and three touchdowns . . . Led Packers tight ends in all three categories . . . Established career highs with five receptions for 53 yards in Monday night game at Carolina (10/3), when he also scored on a 21-yard TD catch from Brett Favre, the longest touchdown reception of his career . . . Also had a reception for a two-point conversion in the Panthers matchup . . . Had a 1-yard scoring catch vs. New Orleans (10/9) . . . Led team with four receptions for 41 yards, including a 13-yard scoring grab, at Philadelphia (11/27) . . . Equalled a career best with five catches (38 yards) in 16-13 overtime win over Detroit (12/11) . . . Was inactive for weeks 8-10 with a strained groin . . . Also was inactive for finale vs. Seattle (1/1/06) with a concussion.

2004 Played in nine games with three starts, all when Green Bay opened with multiple tight ends . . . Hauled in five passes for 88 yards . . . Also had three special teams tackles . . . Had a career-long 35-yard reception vs. Minnesota (11/14) . . . Missed the final seven regular season games – including the last five on injured reserve – with a knee injury . . . Also missed First-Round Playoff game against Minnesota.

2003 Played in all 16 games, including three starts, all as part of a two-tight end formation . . . Caught 13 passes for 70 yards and two touchdowns . . . Added seven tackles and a forced fumble on special teams . . . In fact, finished second on the Packers in special teams blocks with 59 . . . Also had numerous key blocks throughout the course of the season to spring Packers backs loose on scoring runs . . . In two playoff games (1 start) had one catch for two yards and three stops on special teams . . . Accounted for a 4-yard scoring catch at Arizona (9/21) . . . Forced a Jerry Azumah fumble on a kickoff return vs. Chicago (12/7), which was recovered by Torrance Marshall at the Bears' 21 and led to a Ryan Longwell field goal in the Packers' 34-21 win . . . Had a 6-yard TD catch from Brett Favre in Monday night win at Oakland (12/22).

2002 Played in eight games with two starts, both when the Packers opened in a two-tight end set . . . Was inactive for seven contests, dressed but did not play in another . . . Had eight catches for 33 yards and a touchdown . . . Added a pair of stops on special teams . . . Lone touchdown of the year came on a 3-yard catch from Brett Favre in season-opening 37-34 win over Atlanta (9/8) . . . Also played some as a backup fullback later in the season.

2001 Was the Packers' Offensive Rookie of the Year as he played in 14 games, including one start, and had 13 catches for 144 yards and a TD . . . Added four tackles on special teams . . . First NFL reception came in his pro debut, on a 3-yard catch from Brett Favre vs. Detroit (9/9) . . . Had a season-long 31-yard reception two weeks later, in Monday night win over Washington (9/24), a game in which he also made his first NFL start . . . Was inactive for game

MARTIN QUICK HITS

CAREER TRANSACTIONS: Signed a three-year contract with the Dolphins as an unrestricted free agent from Green Bay on March 5, 2007 . . . Originally was a sixth-round draft choice (198th overall) of the Packers in 2001, with a compensatory pick from the NFL for net free agent losses from the previous season.

PRO CAREER AT A GLANCE: A veteran of seven NFL seasons who had his most productive campaign in his first season with the Dolphins. After totaling 39 receptions for 344 and four touchdowns over his first four NFL seasons, he has gone on to amass 82 catches, 725 yards and seven touchdowns over his last three.

at Carolina (9/30) with a shoulder injury . . . Had a pair of catches on a Packers touchdown drive just prior to halftime in Green Bay's 20-12 victory at Chicago (11/11) . . . Had a key block on Allen Rossum's game-winning 55-yard punt return for a TD in final minute of 21-20 win over Tampa Bay (11/14) . . . Initial touchdown of NFL career came on a 1-yard catch (from Favre) in 29-27 Thanksgiving Day win at Detroit (11/22).

COLLEGE

Was a four-year letterman (1997-2000) at Tennessee, where he played wide receiver . . . Played in 39 games, including 14 starts . . . Finished his career with 46 receptions for 543 yards and five touchdowns . . . Turned in his most productive season as a senior when he caught 29 passes for 285 yards and three touchdowns . . . Had a career-high 12 catches (73 yards) against LSU as a senior, missing the school single-game standard by one reception . . . Majored in sociology.

PERSONAL

Married (Kameisha), with two sons, Darius Elijah and Devyn Ellis . . . Attended Norview High School in Norfolk, Va., where he only played football his final two years . . . Was the conference offensive player of the year as a wide receiver his senior year . . . Also played safety . . . Lettered four years on the school's basketball team, while also participating on the track squad for three years and the cross country team for one . . . Wife ran track at the University of Tennessee, was an All-American performer in the 800-meters and finished fourth in the 2004 Olympic Trials . . . Is first cousins of guard Junius Coston, who played at North Carolina A&T and was a fifth-round draft choice of the Packers in 2005 . . . Another cousin, James Jefferson, played 10 years as a defensive back with Winnipeg (CFL, 1986-88), Seattle (1988-93) and British Columbia (CFL, 1994-95), and is now a scout with the New Orleans Saints . . . In 2002, did an internship at De Pere (Wis.) High School, where he helped with the track and football weight programs . . . Hobbies include playing basketball, bowling, playing billiards and spending time with his sons . . . Sponsors youth football and basketball teams in his hometown of Norfolk . . . Does extensive charity work to benefit autism, and in 2007 was part of the Dolphins "All-Community Team" in which he donated a block of tickets for every home game to kids with autism . . . While in college, volunteered his time to visit sick children in Knoxville-area hospitals . . . Full name is David Earl Martin, born March 13, 1979 in Ft. Campbell, Kentucky.

DAVID MARTIN'S NFL REGULAR SEASON STATISTICS

		RECEIVING							RUSHING				
YEAR	TEAM	GP	GS	NO.	YDS.	AVG.	LG	TD	ATT.	YDS.	AVG.	LG	TD
2001	Green Bay	14	1	13	144	11.1	31	1	0	0	0	-	0
2002	Green Bay	8	2	8	33	4.1	7	1	0	0	0	-	0
2003	Green Bay	16	3	13	79	6.1	14	2	0	0	0	-	0
2004	Green Bay	9	3	5	88	17.6	35	0	0	0	0	-	0
2005	Green Bay	12	8	27	224	8.3	21t	3	0	0	0	-	0
2006	Green Bay	11	4	21	198	9.4	23	2	0	0	0	-	0
2007	Miami	15	15	34	303	8.9	28	2	0	0	0	-	0
NFL TOTALS		85	36	121	1069	8.8	35	11	0	0	0	-	0

DAVID MARTIN'S NFL PLAYOFF STATISTICS

		RECEIVING							RUSHING				
YEAR	TEAM	GP	GS	NO.	YDS.	AVG.	LG	TD	ATT.	YDS.	AVG.	LG	TD
2001	Green Bay			INACTIVE									
2002	Green Bay	1	0	0	0	-	-	0	0	0	0	-	0
2003	Green Bay	2	1	1	2	2.0	2	0	0	0	0	-	0
2004	Green Bay			INJURED RESERVE									
PLAYOFF TOTALS		3	1	1	2	2.0	2	0	0	0	0	-	0

ADDITIONAL STATS

Two-Point Conversions: 1 in 2005

Special Teams Tackles: 4 in 2001, 2 in 2002, 7 in 2003, 3 in 2004 for total of 16 (P-4)

Special Teams Forced Fumbles: 1 in 2003, 1 in 2004 for total of 2
Miscellaneous Tackles: 1 in 2004, 1 in 2005 (Miami) 1 in 2007 for total of 3

SINGLE-GAME HIGHS

Most Receptions: 6 vs. New Orleans, 9/17/06
5 at Carolina, 10/3/05
5 vs. Detroit, 12/11/05
4 seven times (last: vs. Cincinnati, 12/30/07)

Most Receiving Yards: 53 at Carolina, 10/3/05
52 vs. Cincinnati, 12/30/07
51 at Buffalo, 11/5/06
48 vs. Arizona, 10/29/06
44 vs. New Orleans, 9/17/06

Longest Receptions: 35 vs. Minnesota, 11/14/04
31 vs. Washington, 9/24/01
28 at New England, 12/23/07
25 at Washington, 10/31/04
24 at Tampa Bay, 10/7/01

Most TD Receptions: 2 vs. New England, 10/21/07

2001 GAME-BY-GAME STATISTICS (Green Bay)

DATE	OPPONENT	P/S	RECEIVING				RUSHING				W/L	SCORE
			NO.	YDS.	LG	TD	ATT.	YDS.	LG	TD		
9/9	DETROIT	P	1	3	3	0	0	0	-	0	W	28-6
9/24	WASHINGTON	S	1	31	31						W	37-0
9/30	at Carolina		INACTIVE								W	28-7
10/7	at Tampa Bay	P	2	33	24	0	0	0	-	0	L	10-14
10/14	BALTIMORE	P	1	9	9	0	0	0	-	0	W	31-23
10/21	at Minnesota	P	0	0	-	0	0	0	-	0	L	13-35
11/4	TAMPA BAY	P	1	9	9	0	0	0	-	0	W	21-20
11/11	at Chicago	P	3	18	9	0	0	0	-	0	W	20-12
11/18	ATLANTA	P	0	0	-	0	0	0	-	0	L	20-23
11/22	at Detroit	P	1	1	1t	1	0	0	-	0	W	29-27
12/3	at Jacksonville	P	1	20	20	0	0	0	-	0	W	28-21
12/9	CHICAGO	P	0	0	-	0	0	0	-	0	W	17-7
12/16	at Tennessee	P	2	20	10	0	0	0	-	0	L	20-26
12/23	CLEVELAND	P	0	0	-	0	0	0	-	0	W	30-7
12/30	MINNESOTA	P	0	0	-	0	0	0	-	0	W	24-13
1/6/02	at N.Y. Giants		INACTIVE								W	34-25
1/13/02	SAN FRANCISCO#		INACTIVE								W	25-15
1/20/02	at N.Y. Giants#		INACTIVE								L	17-45
2001 TOTALS		14-1	13	144	31	1	0	0	-	0	12-4	
PLAYOFF TOTALS		0-0	0	0	0	0	0	0	-	0	1-1	

2002 GAME-BY-GAME STATISTICS (Green Bay)

DATE	OPPONENT	P/S	RECEIVING				RUSHING				W/L	SCORE
			NO.	YDS.	LG	TD	ATT.	YDS.	LG	TD		
9/8	ATLANTA	P	2	7	4	1	0	0	-	0	W37-34	OT
9/15	at New Orleans	P	2	4	5	0	0	0	-	0	L	20-35
9/22	at Detroit	P	1	5	5	0	0	0	-	0	W	37-31
9/29	CAROLINA		INACTIVE								W	17-14
10/7	at Chicago		INACTIVE								W	34-21
10/13	at New England	S	0	0	-	0	0	0	-	0	W	28-10
10/20	WASHINGTON	P	3	17	7	0	0	0	-	0	W	30-9
11/4	MIAMI	P	0	0	-	0	0	0	-	0	W	24-10
11/10	DETROIT	S	0	0	-	0	0	0	-	0	W	40-14
11/17	at Minnesota		INACTIVE								L	21-31
11/24	at Tampa Bay		INACTIVE								L	7-21
12/1	CHICAGO		INACTIVE								W	30-20
12/8	MINNESOTA		DID NOT PLAY								W	26-22
12/15	at San Francisco		INACTIVE								W	20-14

2002 GAME-BY-GAME STATISTICS (Green Bay)

DATE	OPPONENT	P/S	RECEIVING				RUSHING				W/L	SCORE
			NO.	YDS.	LG	TD	ATT.	YDS.	LG	TD		
12/22	BUFFALO		INACTIVE								W	10-0
12/29	at New York Jets	P	0	0	-	0	0	0	-	0	L	17-42
1/4/03	ATLANTA#	P	0	0	-	0	0	0	-	0	L	7-27
2002 TOTALS		8-2	8	33	7	1	0	0	-	0	12-4	
PLAYOFF TOTALS		1-0	0	0	0	0	0	0	-	0	0-1	

2003 GAME-BY-GAME STATISTICS (Green Bay)

DATE	OPPONENT	P/S	RECEIVING				RUSHING				W/L	SCORE
			NO.	YDS.	LG	TD	ATT.	YDS.	LG	TD		
9/7	MINNESOTA	P	2	4	2	0	0	0	-	0	L	25-30
9/14	DETROIT	P	1	7	7	0	0	0	-	0	W	31-6
9/21	at Arizona	S	2	11	7	1	0	0	-	0	L	13-20
9/29	at Chicago	P	0	0	-	0	0	0	-	0	W	38-23
10/5	SEATTLE	P	0	0	-	0	0	0	-	0	W	35-13
10/12	KANSAS CITY	P	0	0	-	0	0	0	-	0	L	34-40*
10/19	at St. Louis	P	2	27	14	0	0	0	-	0	L	24-34
11/2	at Minnesota	P	1	12	12	0	0	0	-	0	W	30-27
11/10	PHILADELPHIA	P	0	0	-	0	0	0	-	0	L	14-17
11/16	at Tampa Bay	P	0	0	-	0	0	0	-	0	W	20-13
11/23	SAN FRANCISCO	S	1	8	8	0	0	0	-	0	W	20-10
11/27	at Detroit	S	0	0	-	0	0	0	-	0	L	14-22
12/7	CHICAGO	P	0	0	-	0	0	0	-	0	W	34-21
12/14	at San Diego	P	2	6	9	0	0	0	-	0	W	38-21
12/22	at Oakland	P	2	4	6t	1	0	0	-	0	W	41-7
12/28	DENVER	P	0	0	-	0	0	0	-	0	W	31-3
1/4/04	SEATTLE#	S	1	2	2	0	0	0	-	0	W	33-27
1/11/04	at Philadelphia#	P	0	0	-	0	0	0	-	0	L	17-20
2003 TOTALS		16-3	13	79	14	2	0	0	-	0	10-6	
PLAYOFF TOTALS		2-1	1	2	2	0	0	0	-	0	1-1	

2004 GAME-BY-GAME STATISTICS (Green Bay)

DATE	OPPONENT	P/S	RECEIVING				RUSHING				W/L	SCORE
			NO.	YDS.	LG	TD	ATT.	YDS.	LG	TD		
9/13	at Carolina	P	1	13	13	0	0	0	-	0	W	24-14
9/19	CHICAGO	S	0	0	-	0	0	0	-	0	L	10-21
9/26	at Indianapolis	S	0	0	-	0	0	0	-	0	L	31-45
10/3	N. YORK GIANTS	P	1	9	9	0	0	0	-	0	L	7-14
10/11	TENNESSEE	P	0	0	-	0	0	0	-	0	L	27-48
10/17	at Detroit	P	0	0	-	0	0	0	-	0	W	38-10
10/24	DALLAS	S	1	6	6	0	0	0	-	0	W	41-20
10/31	at Washington	P	1	25	25	0	0	0	-	0	W	28-14
11/14	MINNESOTA	P	1	35	35	0	0	0	-	0	W	34-31
11/21	at Houston		INACTIVE								W	16-13
11/29	ST. LOUIS		INACTIVE								W	45-17
12/5	at Philadelphia		INJURED RESERVE								L	17-47
12/12	DETROIT		INJURED RESERVE								W	16-13
12/19	JACKSONVILLE		INJURED RESERVE								L	25-28
12/24	at Minnesota		INJURED RESERVE								W	34-31
1/2/05	KANSAS CITY		INJURED RESERVE								W	24-17
1/9/05	MINNESOTA#		INJURED RESERVE								L	17-31
2004 TOTALS		9-3	5	88	35	0	0	0	-	0	10-6	
PLAYOFF TOTALS		0-0	0	0	0	0	0	0	-	0	0-1	

2005 GAME-BY-GAME STATISTICS (Green Bay)

DATE	OPPONENT	P/S	RECEIVING				RUSHING				W/L	SCORE
			NO.	YDS.	LG	TD	ATT.	YDS.	LG	TD		
9/11	at Detroit	P	1	6	6	0	0	0	-	0	L	3-17
9/18	CLEVELAND	S	0	0	-	0	0	0	-	0	L	24-26
9/25	TAMPA BAY	S	1	10	10	0	0	0	-	0	L	16-17
10/3	at Carolina	S	5	53	21t	1	0	0	-	0	L	29-32
10/9	NEW ORLEANS	S	2	7	6	1	0	0	-	0	W	52-3
10/23	at Minnesota	P	2	30	21	0	0	0	-	0	L	20-23
10/30	at Cincinnati		INACTIVE								L	14-21
11/6	PITTSBURGH		INACTIVE								L	10-20
11/13	at Atlanta		INACTIVE								W	33-25
11/21	MINNESOTA	P	0	0	-	0	0	0	-	0	L	17-20
11/27	at Philadelphia	P	4	41	13t	1	0	0	-	0	L	14-19
12/4	at Chicago	S	4	17	6	0	0	0	-	0	L	7-19
12/11	DETROIT	S	5	38	16	0	0	0	-	0	W	16-13
12/19	at Baltimore	S	2	14	9	0	0	0	-	0	L	3-48
12/25	CHICAGO	S	1	8	8	0	0	0	-	0	L	17-24
1/1/06	SEATTLE		INACTIVE								W	23-17
2005 TOTALS			12-8	27	224	21t	3	0	0	-	0	4-12

2006 GAME-BY-GAME STATISTICS (Green Bay)

DATE	OPPONENT	P/S	RECEIVING				RUSHING				W/L	SCORE
			NO.	YDS.	LG	TD	ATT.	YDS.	LG	TD		
9/10	CHICAGO	S	0	0	-	0	0	0	-	0	L	0-26
9/17	NEW ORLEANS	P	6	44	11	0	0	0	-	0	L	27-34
9/24	at Detroit	P	1	8	8	0	0	0	-	0	W	31-24
10/2	at Philadelphia	P	1	0	0	0	0	0	-	0	L	9-31
10/8	ST. LOUIS	S	1	4	4	0	0	0	-	0	L	20-23
10/22	at Miami	P	2	31	18	1					W	34-24
10/29	ARIZONA	P	4	48	23	1	0	0	-	0	W	31-14
11/5	at Buffalo	S	4	51	19	0	0	0	-	0	L	10-24
11/12	at Minnesota	S	2	12	11	0	0	0	-	0	W	23-17
11/19	NEW ENGLAND	P	0	0	-	0	0	0	-	0	L	0-35
11/27	at Seattle		INACTIVE								L	24-34
12/3	NEW YORK JETS		INACTIVE								L	10-38
12/10	at San Francisco		INACTIVE								W	30-19
12/17	DETROIT	P	0	0	-	0	0	0	-	0	W	17-9
12/21	MINNESOTA		INACTIVE								W	9-7
12/31	at Chicago		INACTIVE								W	26-7
2006 TOTALS			11-4	21	198	23	2	0	0	-	0	8-8

2007 GAME-BY-GAME STATISTICS

DATE	OPPONENT	P/S	RECEIVING				RUSHING				W/L	SCORE
			NO.	YDS.	LG	TD	ATT.	YDS.	LG	TD		
9/9	at Washington	S	1	7	7	0	0	0	-	0	L	13-16*
9/16	DALLAS	S	2	15	12	0	0	0	-	0	L	20-37
9/23	at New York Jets	S	3	31	14	0	0	0	-	0	L	28-31
9/30	OAKLAND	S	1	6	6	0	0	0	-	0	L	17-35
10/7	at Houston	S	2	12	9	0	0	0	-	0	L	19-22
10/14	at Cleveland	S	3	18	14t	2	0	0	-	0	L	31-41
10/21	NEW ENGLAND	S	3	22	11	0	0	0	-	0	L	28-49
10/28	N.Y. GIANTS		INACTIVE								L	10-13
11/11	BUFFALO	S	4	34	11	0	0	0	-	0	L	10-13
11/18	at Philadelphia	S	1	7	7	0	0	0	-	0	L	7-17
11/26	at Pittsburgh	S	2	35	21	0	0	0	-	0	L	0-3
12/2	NEW YORK JETS	S	4	22	8	0	0	0	-	0	L	13-40
12/9	at Buffalo	S	2	11	9	0	0	0	-	0	L	17-38
12/16	BALTIMORE	S	0	0	-	0	0	0	-	0	W	22-16*

2007 GAME-BY-GAME STATISTICS

DATE	OPPONENT	P/S	RECEIVING				RUSHING				W/L	SCORE
			NO.	YDS.	LG	TD	ATT.	YDS.	LG	TD		
12/23	at New England	S	2	31	28	0	0	0	-	0	L	7-28
12/30	CINCINNATI	S	4	52	19	0	0	0	-	0	L	25-38
2007 TOTALS		15-15	34	303	28	2	0	0	-	0	1-15	

- Playoff Game
* - Overtime

DAVID MARTIN'S RECEIVING BREAKDOWN

	2007						CAREER					
	G	NO	YDS	AVG	LG	TD	G	NO	YDS	AVG	LG	TD
Buffalo	2	6	45	7.5	11	0	3	10	96	9.6	19	0
Miami	-	-	-	-	-	-	2	2	31	15.5	18	1
New England	2	5	53	10.6	28	0	4	5	53	10.6	28	0
N.Y. Jets	2	7	53	7.6	14	0	3	7	53	7.6	14	0
AFC East	6	18	151	8.4	28	0	12	24	233	9.7	28	1
Baltimore	1	0	0	-	-	0	3	3	23	7.7	9	0
Cincinnati	1	4	52	13.0	19	0	1	4	52	13.0	19	0
Cleveland	1	3	18	6.0	14	2	3	3	18	6.0	14	2
Pittsburgh	1	2	35	17.5	21	0	1	2	35	17.5	21	0
AFC North	4	9	105	11.7	21	2	8	12	128	10.7	21	2
Houston	1	2	12	6.0	9	0	1	2	12	6.0	9	0
Indianapolis	-	-	-	-	-	-	1	0	0	-	-	0
Jacksonville	-	-	-	-	-	-	1	1	20	20.0	20	0
Tennessee	-	-	-	-	-	-	2	2	20	10.0	10	0
AFC South	1	2	12	6.0	9	0	5	5	52	10.4	20	0
Denver	-	-	-	-	-	-	1	0	0	-	-	0
Kansas City	-	-	-	-	-	-	1	0	0	-	-	0
Oakland	1	1	6	6.0	6	0	2	3	10	3.3	6	1
San Diego	-	-	-	-	-	-	1	2	6	3.0	9	0
AFC West	1	1	6	6.0	6	0	5	5	16	3.2	9	1
AFC Total	12	30	274	9.1	28	2	30	46	429	9.3	28	4
Dallas	1	2	15	7.5	12	0	2	3	21	7.0	12	0
N.Y. Giants	-	-	-	-	-	-	1	1	9	9.0	9	0
Philadelphia	1	1	7	7.0	7	0	4	6	48	8.0	13	1
Washington	1	1	7	7.0	7	0	4	6	80	13.3	31	0
NFC East	3	4	29	7.3	12	0	11	16	158	9.9	31	1
Chicago	-	-	-	-	-	-	8	8	43	5.4	9	0
Detroit	-	-	-	-	-	-	11	11	68	6.2	16	1
Green Bay	-	-	-	-	-	-	-	-	-	-	-	-
Minnesota	-	-	-	-	-	-	8	8	93	11.6	35	0
NFC North	-	-	-	-	-	-	27	27	204	7.6	35	1
Atlanta	-	-	-	-	-	-	2	2	7	3.5	4	1
Carolina	-	-	-	-	-	-	2	6	66	11.0	21	1
New Orleans	-	-	-	-	-	-	3	10	55	5.5	11	1
Tampa Bay	-	-	-	-	-	-	4	4	52	13.0	24	0
NFC South	-	-	-	-	-	-	11	22	180	8.2	24	3
Arizona	-	-	-	-	-	-	2	6	59	9.8	23	2
St. Louis	-	-	-	-	-	-	2	3	31	10.3	14	0
San Francisco	-	-	-	-	-	-	1	1	8	8.0	8	0
Seattle	-	-	-	-	-	-	1	0	0	-	-	0
NFC West	-	-	-	-	-	-	6	10	98	9.8	23	2
NFC Total	3	4	29	7.3	12	0	55	75	640	8.5	35	7
Home	7	18	151	8.4	19	0	44	54	455	8.4	35	3
Road	8	16	152	9.5	28	2	41	67	614	9.2	28	8
1st Down	15	14	111	7.9	14	1	85	51	444	8.7	31	4
2nd Down	15	8	79	9.9	21	0	85	35	326	9.3	35	4
3rd Down	15	11	109	9.9	28	1	85	33	286	8.7	28	3
4th Down	15	1	4	4.0	4	0	85	2	13	6.5	9	0
1st Half	15	18	188	10.4	28	1	85	70	687	9.8	35	9
2nd Half/OT	15	16	115	7.2	14	1	85	51	382	7.5	21	2
Grass	12	27	230	8.5	21	2	67	95	826	8.7	35	10
Turf	3	7	73	10.4	28	0	18	26	243	9.3	28	1

DAVID MARTIN'S RECEIVING BREAKDOWN

	2007						CAREER					
	G	NO	YDS	AVG	LG	TD	G	NO	YDS	AVG	LG	TD
September	4	7	59	8.4	14	0	22	29	212	7.3	31	2
October	3	8	52	6.5	14	2	23	36	351	9.8	25	6
November	3	7	76	10.9	21	0	20	25	263	10.5	35	2
Dec./Jan.	5	12	116	9.7	28	0	20	31	243	7.8	28	1
Games 1-8	7	15	111	7.4	14	2	50	74	653	8.8	31	8
Games 9-16	8	19	192	10.1	28	0	35	47	416	8.9	35	3
Wins/Ties	1	0	0	-	-	0	39	42	380	9.0	35	6
Losses	14	34	303	8.9	28	2	46	79	689	8.7	28	5

REAGAN MAUIA

Fullback



HEIGHT: 6-0
WEIGHT: 260
BORN: 7/6/84
COLLEGE: Hawaii '07
ACQUIRED: D6a, 2007
NFL: Second Season
DOLPHINS: Second Season

45

FINS FACT

When Reagan arrived on the University of Hawaii campus in August of 2005, he was a 350-pound noseguard. Through a great deal of diligence and commitment, he got down to 290 pounds by his senior year – his first season playing the running back position. By the time he was drafted by the Dolphins in April of 2007, he was down to 270 pounds. “I never thought too much about it,” Reagan said of losing the weight. “I knew that I had to do it because I couldn’t play running back at 300 pounds. I was just tired of being big.” While he lost the weight through a strict diet and exercise, he did not go to any weight-loss class or have a personal trainer or dietician. He just read a lot of books.

PRO CAREER

2007 Beat out 12-year veteran Cory Schlesinger for the lone fullback spot on the team’s roster . . . Went on to play in all 16 games, including nine starts . . . Rushed for five yards on four attempts and caught two passes for five yards . . . Proved key as a blocker as he paved the way for five individual 100-yard rushing performances on the year . . . Missed the final preseason game with a fractured left wrist for which he underwent surgery on August 20 . . . The surgery was performed by Dr. John McAuliffe at Broward General Medical Center in Ft. Lauderdale.

MAUIA QUICK HITS

CAREER TRANSACTIONS: Was the first of two sixth-round draft choices (181st overall) by the Dolphins in 2007.

PRO CAREER AT A GLANCE: Was in just his second full season as a fullback as a rookie in 2007 after playing on both the offensive and defensive lines throughout high school and most of his collegiate career.

COLLEGE

Was a two-year letterman (2005-06) at Hawaii, where he played both running back and along the defensive line . . . Transferred following a two-year stint (2002, 2004) at San Joaquin Delta College in Stockton, Calif . . . At Hawaii, played in 19 games with five starts . . . Rushed for 212 yards and three touchdowns on 43 attempts . . . Caught 10 passes for 109 yards and a TD . . . As a senior – his first season playing fullback on a full-time basis – totaled 153 yards rushing and two TDs on 31 carries, while also catching 10 passes for 109 yards and a score . . . Began his junior season along with the defensive line, starting the opener against Michigan State there . . . Spent his first year at San Joaquin as a nose tackle before being moved to offensive guard for his second season of 2004 when he earned all-conference honors . . . Also lettered in track at San Joaquin . . . Majored in family resources.

PERSONAL

Has a son, Reagan II . . . Attended Tokay High School in Lodi, Calif., where he lettered in football and track . . . Set the school's single-season sack mark with 18 as a senior . . . Also established the school's standard for the shot put with a toss of 52'8" . . . Has four brothers and two sisters . . . Parents are Tagi'ifo Asiata Mauia and Pili Mauia . . . Enjoys playing chess in spare time . . . Has participated in the Dolphins' annual turkey giveaway, the holiday toy event, while having visited children at hospitals . . . Also has taken part in the "Lift Up America Food Giveaway" event . . . Born July 6, 1984 in American Samoa.

REAGAN MAUIA'S NFL REGULAR SEASON STATISTICS

YEAR	TEAM	RUSHING								RECEIVING					
		GP	GS	ATT.	YDS.	AVG.	LG	TD		NO.	YDS.	AVG.	LG	TD	
2007	Miami	16	9	4	5	1.3	3	0		2	5	2.5	5	0	

ADDITIONAL STATS

Miscellaneous Tackles: 1 in 2007

JOSH McCOWN

Quarterback



HEIGHT: 6-4
WEIGHT: 215
BORN: 7/4/79
COLLEGE: Sam Houston State '02
ACQUIRED: UFA, 2008 (Oak.)
NFL: Seventh Season
DOLPHINS: First Season

4



FINS FACT

Away from the football field, Josh is extremely involved in the Fellowship of Christian Athletes as well as several other ministries. He enjoys doing charity work for the groups, especially speaking at youth camps. When talking to kids at the camps, Josh stresses one main point; 'To compete in athletics you must maintain a high level of character and integrity.'

2007 Started all nine games in which he played with Oakland . . . Was the backup for three contests while being designated as the third quarterback for four . . . Completed 111 of 190 passes (58.4%) for 1,151 yards with 10 TDs and 11 INTs . . . Also rushed for 29 yards on nine carries . . . Raiders were 2-7 in games he started . . . Started opener vs. Detroit (9/9) and connected on 30 of 40 passes for a season-best 75.0 percent completion rate . . . Also amassed a season-high 313 passing yards, the fourth 300-yard passing game of his career and the third-highest total of his career . . . Added two touchdowns and two interceptions in the Lions game . . . In fact, guided the Raiders back from a 17-0 third-quarter deficit to take a 21-20 lead with 7:43 to play in the game before the Lions reeled off the game's final 16 points . . . Accounted for the lone 2-point conversion pass of his career the following week vs. Denver (9/16) when he connected with Ronald Curry following a 44-yard interception return for a touchdown by Thomas Howard . . . Had a career-long 24-yard run vs. Chicago (11/11) . . . In the Raiders' 34-20 win over Denver (12/2), hit on 14 of 21 passes for 141 yards with three touchdowns, no interceptions and a passer rating of 125.2, the best figure of his career . . . In the game, accounted for touchdown passes to Tim Dwight (15 yards), Zach Miller (13 yards) and Jerry Porter (13 yards) . . .

FOURTH-QUARTER COMEBACKS: In his career, McCown has been at the controls when his team (all with Arizona) has rallied from a fourth-quarter deficit for a victory on four occasions, including three times in 2004:

JOSH McCOWN'S FOURTH-QUARTER COMEBACKS

DATE	OPPONENT	TRAILED	FINAL SCORE	4TH QUARTER/OT TDS
12/28/03	vs. Minnesota	6-17	18-17	2 passing
10/24/04	vs. Seattle	16-17	25-17	None
11/7/04	at Miami	17-23	24-23	1 passing
1/2/05	vs. Tampa Bay	6-7	12-7	None

2006 Appeared in two games, both in a reserve role, with Detroit . . . Dressed but did not play as the backup in the balance . . . Did not have any pass attempts or rush attempts on the season . . . Played wide receiver in both games in which he appeared; at Arizona (11/19) and at New England (12/3) . . . In the Patriots game, caught two passes for 15 yards, both from Jon Kitna, the second and third receptions of McCown's career, and his first two for positive yardage.

2005 Started six of the nine games in which he appeared in his final season with Arizona . . . Dressed but did not play as the backup in the other seven contests . . . Connected on 163 of 270 passes (60.4%) for 1,836 yards with nine TDs and 11 INTs . . . Also rushed for 139 yards on 29 carries . . . Cardinals were 3-3 in games that he started . . . Totaled 783 passing yards and four touchdowns over his first two starts of the year; vs. San Francisco (10/2) and vs. Carolina (10/9) . . . In the 49ers game, was 32 of 46 for 385 yards with two TDs and no INTs in the Cardinals' 31-14 victory . . . In fact, San Francisco jumped out to a 14-0 lead before Arizona ran off the game's final 31 points . . . The following week in the Panthers game, threw for a career-best 398 yards on 29 of 46 passing with two TDs and three INTs . . . The two games represented two of the four highest single-game totals in the NFL in '05 . . . Over the final two weeks of the season, combined to complete 58 of 80 passes for a 72.5 percent completion clip . . . This included a 71.1 percent mark (27 of 38) vs. Philadelphia (12/24) when he threw for 294 yards with two TDs and an INT in the Cardinals' 27-21 victory.

2004 Had the most productive season of his career as he started 13 of the 14 games in which he played . . . Completed 233 of 408 passes for 2,511 yards with 11 TDs and 10 INTs

CAREER TRANSACTIONS: Signed a two-year contract with the Dolphins as an unrestricted free agent from Oakland on March 1, 2008 . . . Originally was a third-round draft choice (80th overall) of Arizona in 2002 . . . Signed with Detroit as an unrestricted free agent on March 17, 2006 . . . Traded to Oakland from Detroit on April 28, 2007 in exchange for a 2007 fourth-round draft choice.

PRO CAREER AT A GLANCE: Josh joins the Dolphins with 31 games as an NFL starter under his belt, including nine a year ago with Oakland. He has completed more than 57 percent of his passes in all four seasons in which he has attempted more than 100 passes. In his 31 games as a starter, he has completed 545 of 919 passes (59.3%) for 5,945 yards with 33 touchdowns and 29 interceptions. He also possesses a great deal of athleticism, having seen action as a wide receiver in his career.

... Also rushed for 112 yards and two TDs on 36 attempts ... Cardinals were 6-7 in games that he started ... Opened the first nine games of the year ... Connected on a career-high 76.9 percent of his passes (20 of 26) at Atlanta (9/26) ... At one point, completed 13 straight passes, the longest such streak of his career ... Established a career high with three touchdown passes at San Francisco (10/10) when he hit on 19 of 34 passes totaling 231 yards ... Led the Cardinals to consecutive victories; at Miami (11/7) and vs. NY. Giants (11/14) ... They marked the second and third straight games, respectively, in which he did not throw an interception ... First game of streak came at Buffalo (10/31) ... Add in his final six attempts of game vs. Seattle (10/24) and his first eight attempts vs. N.Y. Jets (11/28), and he went a career-long 93 straight pass attempts without throwing an interception ... The streak came to an end when he was picked off by Jets linebacker David Barrett in the fourth quarter ... In the 24-23 win over the Dolphins on November 7, completed 18 of 31 for 162 yards with a TD and no INTs ... Touchdown pass came on a 2-yard strike to Larry Fitzgerald with 19 seconds to play, capping a nine-play, 70-yard drive in which McCown connected on four of seven passes for 60 yards, including a 48-yard completion to Fitzgerald, putting the Cardinals at the Dolphins' 3 ... Also on the scoring march, had a 9-yard run on fourth-and-8 from the Arizona 32 ... Tallied the first 300-yard passing game of his career vs. San Francisco (12/12) when he amassed 307 yards on 26 of 44 passing ... Also had a 2-point conversion run in the contest ... Guided Arizona to wins in two of its last three games of the year ... In 31-7 victory over St. Louis (12/19), completed 64.7 percent of his passes as he hit on 26 of 44 for 287 yards with two TDs and no INTs ... Passer rating of 110.8 is the second-highest mark of his career ... In addition, rushed for 33 yards on nine attempts, including scoring runs of 1 and 9 yards ... Accounted for three touchdown passes for the second time on the season the following week at Seattle (12/26) ... His final two touchdown passes in the game were both from 29 yards out to Fitzgerald in the fourth quarter as the Cardinals came up just short, 24-21 ... In finale vs. Tampa Bay (1/2/05), guided a pair of fourth-quarter drives that ended with field goals as the Cardinals recorded a 12-7 victory ... On the first drive, which actually started in the third quarter, completed three of four passes for 36 yards as each of his three completions was good for a first down ... Also in the fourth quarter of that game, accounted for his first career reception when he caught a pass that was first tipped, for a 5-yard loss.

2003 Played in eight games with three starts ... Dressed but did not play in eight others ... Completed 95 of 166 passes (57.2%) for 1,018 yards with five TDs and six INTs ... Also rushed for a career-high 158 yards and a TD on 28 carries ... Opened the final three games of the season ... Saw action in a reserve role at San Francisco (12/7) when he entered game at the start of the second half in place of starter Jeff Blake, and went on to complete 11 of 20 passes for 120 yards with two TDs and no INTs ... Initial touchdown pass of NFL career came on a 3-yard toss to FB James Hodgins in the third quarter ... First start of NFL career came the following week vs. Carolina (12/14) when he connected on 14 of 25 passes for 172 yards with no TDs and an INT ... Also in the Panthers game, racked up a career-high 48 yards rushing, including his first career rushing TD when he scored on a 16-yard run ... In game at Seattle (12/21), tossed a career-long 60-yard TD pass to Anquan Boldin ... Led team to first victory as an NFL starter in finale vs. Minnesota (12/28), as he hit on 20 of 33 passes for 224 yards with two TDs and an INT ... It also marked the first fourth-quarter comeback victory of his career ... The Cardinals trailed 17-6 when he hit Steve Bush for a 2-yard TD with 1:54 remaining, capping a 14-play, 60-yard drive in which McCown was 8 of 10 for 80 yards, including a 37-yard strike to Nathan Poole on third-and-13, putting the Cardinals at the Vikings' 11 ... The try for the 2-point conversion failed, leaving Arizona's deficit at 17-12 ... The Cardinals recovered the ensuing onside kick and took over at their own 39 ... A pass interference penalty plus a pair of completions by McCown put Arizona at the Minnesota 9 before consecutive sacks pushed them back to the 28 ... On the game's final play, McCown found Poole in the back corner of the end zone for the winning score ... Overall in McCown's three starts on the year, completed 59 of 98 passes for 670 yards with three TDs and two INTs.

2002 Played in two games in a reserve role with the Cardinals during his rookie campaign ... Dressed but did not play as the No. 2 signal caller in 14 contests ... Completed 7 of 18 passes for 66 yards with no TDs and two INTs ... Also rushed once for 20 yards ... Made NFL debut in a reserve role at Kansas City (12/1) when he entered game in third quarter for starter Jake Plummer and hit on 4 of 12 passes for 45 yards with no TDs and an INT ... First NFL completion came in his second attempt – an 11-yard toss to Nathan Poole.

COLLEGE

Began his collegiate career at SMU where he played from 1998-2000 . . . Finished at Sam Houston State in 2001 . . . Overall in his four seasons, completed 599 of 1,093 passes for 7,503 yards and 56 touchdowns . . . As a senior at Sam Houston, he connected on 259 of 429 passes for 3,481 yards with 32 TDs and just 12 INTs as he earned several Division I-AA All-America accolades . . . Was a first-team All-Southland Conference selection as well as the SLC Player of the Year . . . Started every game for SMU as a sophomore in 1999 when he tossed for 11 touchdowns, his highest single-season total with the Mustangs . . . Majored in history.

PERSONAL

Married (Natalie), with two daughters, Bridget and Aubrey, and two sons, Owen and Aiden . . . Attended Jacksonville (Texas) High School where he was District 17 (4A) Offensive Player of the Year as well as the East Texas Player of the Year as a senior . . . Also was an honorable mention all-state selection . . . As a senior, guided the school to a record of 13-2 . . . Was a first-team all-district pick as a guard in basketball . . . Younger brother, Luke, played quarterback at Louisiana Tech, was a fourth-round draft choice of Cleveland in 2004 and currently is with Tampa Bay . . . Older brother, Randy, played quarterback at Texas A&M from 1995-99 . . . Full name is Joshua Treadwell McCown, born July 4, 1979 in Jacksonville, Texas.

JOSH McCOWN'S NFL REGULAR SEASON PASSING STATISTICS

YEAR	TEAM	GP	GS	ATT.	CMP.	PCT.	YDS		TD	INT.	LG	YDS	
							ATT.	YDS				LST	RATE
2002	Arizona	2	0	18	7	38.9	66	3.7	0	2	26	5	10.2
2003	Arizona	8	3	166	95	57.2	1018	6.1	5	6	60t	25	70.3
2004	Arizona	14	13	408	233	57.1	2511	6.2	11	10	48	31	74.1
2005	Arizona	9	6	270	163	60.4	1836	6.8	9	11	49	18	74.9
2006	Detroit	2	0	0	0	—	0	—	0	0	—	0	—
2007	Oakland	9	9	190	111	58.4	1151	6.1	10	11	46t	14	69.4
NFL TOTALS		44	31	1052	609	57.9	6582	6.3	35	40	60t	93	71.6

Career Record As A Starter: 1-2 (.333) in 2003, 6-7 (.462) in 2004, 3-3 (.500) in 2005, 2-7 (.222) in 2007 for total of 12-19 (.387)

JOSH McCOWN'S NFL REGULAR SEASON RUSHING STATISTICS

YEAR	TEAM	NO.	YDS.	AVG.	LG	TD
2002	Arizona	1	20	20.0	20	0
2003	Arizona	28	158	5.6	16t	1
2004	Arizona	36	112	3.1	12	2
2005	Arizona	29	139	4.8	12	0
2006	Detroit	0	0	—	—	0
2007	Oakland	29	143	4.9	24	0
NFL TOTALS		123	572	4.7	24	3

ADDITIONAL STATS

Two-Point Conversion Runs: 1 in 2004

Two-Point Conversion Passes: 1 in 2007

Receiving: 1 for minus-5 yards in 2004, 2 for 15 yards, long of 8 in 2006 for total of 3 for 10 yards, long of 8

SINGLE-GAME HIGHS

Pass Attempts:	46	vs. San Francisco, 10/2/05
	46	vs. Carolina, 10/9/05
	44	vs. San Francisco, 12/12/04
Pass Completions:	32	vs. San Francisco, 10/2/05
	31	at Indianapolis, 1/1/06
	30	vs. Detroit, 9/9/07
Yards Passing:	398	vs. Carolina, 10/9/05
	385	vs. San Francisco, 10/2/05
	313	vs. Detroit, 9/9/07
	307	vs. San Francisco, 12/12/04
	297	at Indianapolis, 1/1/06

TD Passes:	3	at San Francisco, 10/10/04
	3	at Seattle, 12/26/04
	3	vs. Denver, 12/2/07
Interceptions:	3	vs. Carolina, 10/9/05
	3	at Denver, 9/16/07
	3	vs. Houston, 11/4/07
Consecutive Attempts w/out an INT:	93	10/24/04 – 11/28/04
Long Passes:	60t	at Seattle, 12/21/03 (to Anquan Boldin)
	49	vs. Carolina, 10/9/05 (to Charles Lee)
	48	at Miami, 11/7/04 (to Larry Fitzgerald)
Completion Percentage:	76.9	at Atlanta, 9/26/04 (20 of 26)
(min. 15 atts.)	75.0	vs. Detroit, 9/9/07 (30 of 40)
	73.8	at Indianapolis, 1/1/06 (31 of 42)
Consecutive Completions:	13	at Atlanta, 9/26/04
Passer Rating:	125.2	vs. Denver, 12/2/07
(min. 15 atts.)	110.8	vs. St. Louis, 12/19/04
	109.4	vs. San Francisco, 10/2/05
Rush Attempts:	9	vs. St. Louis, 12/19/04
Rushing Yards:	48	vs. Carolina, 12/14/03
Long Run:	24	vs. Chicago, 11/11/07
Rushing TDs:	2	vs. St. Louis, 12/19/04

2002 GAME-BY-GAME STATISTICS (Arizona)

PASSING											RUSHING					
DATE	OPPONENT	P/S	ATT	CMP	YDS	PCT	TD	INT	LG	TKLD	ATT	YDS	LG	TD	W/L	SCORE
9/8	at Washington														L	23-31
9/15	at Seattle														W	24-13
9/22	SAN DIEGO														L	15-23
9/29	N.Y. GIANTS														W	21-7
10/6	at Carolina														W	16-13
10/20	DALLAS														W	9-6
10/27	at San Francisco														L	28-38
11/3	ST. LOUIS														L	14-27
11/10	SEATTLE														L	6-27
11/17	at Philadelphia														L	14-38
11/24	OAKLAND														L	20-41
12/1	at Kansas City	P	12	4	45	33.3	0	1	26	3/27	0	0	-	0	L	0-49
12/8	DETROIT														W	23-20*
12/15	at St. Louis														L	28-30
12/21	SAN FRANCISCO														L	14-17
12/29	at Denver	P	6	3	21	50.0	0	1	8	2/23	1	20	20	0	L	7-37
2002	TOTALS	2-0	18	7	66	38.9	0	2	26	5/50	1	20	20	0	5-11	

2003 GAME-BY-GAME STATISTICS (Arizona)

DATE	OPPONENT	P/S	PASSING									RUSHING				W/L	SCORE
			ATT	CMP	YDS	PCT	TD	INT	LG	TKLD	ATT	YDS	LG	TD			
9/7	at Detroit														L	24-42	
9/14	SEATTLE	P	32	18	150	56.3	0	2	14	2/12	6	33	9	0	L	0-38	
9/21	GREEN BAY														W	20-13	
9/28	at St. Louis	P	4	3	47	75.0	0	0	31	0/0	1	8	8	0	L	13-37	
10/5	at Dallas														L	7-24	
10/12	BALTIMORE														L	18-26	
10/26	SAN FRANCISCO														W	16-13*	
11/2	CINCINNATI														W	17-14	
11/19	at Pittsburgh														L	15-28	
11/16	at Cleveland	P	11	4	31	36.4	0	2	12	0/0	2	9	5	0	L	6-44	
11/23	ST. LOUIS	P	1	0	0	0.0	0	0	0	0/0	0	0	0	0	L	27-30*	
11/30	at Chicago														L	3-28	
12/7	at San Francisco	P	20	11	120	55.0	2	0	35	2/13	2	-5	2	0	L	14-50	
12/14	CAROLINA	S	25	14	172	56.0	0	1	24	5/26	6	48	16t	1	L	17-20	
12/21	at Seattle	S	40	25	274	62.5	1	0	60t	8/54	8	38	13	0	L	10-28	
12/28	MINNESOTA	S	33	20	224	60.6	2	1	37	8/69	3	27	15	0	W	18-17	
2003 TOTALS		8-3	166	95	1018	57.2	5	6	60t	25/174	28	158	16t	1	4-12		

2004 GAME-BY-GAME STATISTICS (Arizona)

DATE	OPPONENT	P/S	PASSING								RUSHING				W/L	SCORE
			ATT	CMP	YDS	PCT	TD	INT	LG	TKLD	ATT	YDS	LG	TD		
9/12	at St. Louis	S	29	18	181	62.1	0	0	37	2/24	1	5	5	0	L	10-17
9/19	NEW ENGLAND	S	29	13	160	44.8	0	2	42	5/43	3	19	12	0	L	12-23
9/26	at Atlanta	S	26	20	198	76.9	0	0	33	5/53	6	10	12	0	L	3-6
10/3	NEW ORLEANS	S	18	12	157	66.7	0	0	29	2/16	1	1	1	0	W	34-10
10/10	at San Francisco	S	34	19	231	55.9	3	1	35	2/14	3	11	8	0	L	28-31*
10/24	SEATTLE	S	36	22	212	61.1	1	1	39	2/16	3	3	7	0	W	25-17
10/31	at Buffalo	S	24	9	101	37.5	1	0	28†	3/16	1	3	3	0	L	14-38
11/7	at Miami	S	31	18	162	58.1	1	0	48	1/13	1	9	9	0	W	24-23
11/14	N.Y. GIANTS	S	24	12	90	50.0	0	0	16	2/16	3	3	6	0	W	17-14
11/21	at Carolina		DID NOT PLAY												L	10-35
11/28	N.Y.JETS	P	10	5	62	50.0	0	2	18	0/0	0	0	0	0	L	3-13
12/5	at Detroit		DID NOT PLAY												L	12-26
12/12	SAN FRANCISCO	S	44	26	307	59.1	0	1	40	1/8	1	7	0	0	L	28-31*
12/19	ST. LOUIS	S	34	22	287	64.7	2	0	36	2/16	9	33	9†	2	W	31-7
12/26	at Seattle	S	33	21	248	63.6	3	2	31†	4/28	2	10	6	0	L	21-24
1/2/05	TAMPA BAY	S	36	16	115	44.4	0	1	16	0/0	2	-2	4	0	W	12-7
2004 TOTALS			14-13	408	233	2511	57.1	11	10	48	31/263	36	112	12	2	6-10

2005 GAME-BY-GAME STATISTICS (Arizona)

DATE	OPPONENT	P/S	PASSING								RUSHING				W/L	SCORE
			ATT	CMP	YDS	PCT	TD	INT	LG	TKLD	ATT	YDS	LG	TD		
9/11	at N.Y. Giants	P	10	5	52	50.0	0	1	19	0/0	0	0	0	0	L	19-42
9/18	ST. LOUIS		DID NOT PLAY												L	12-17
9/25	at Seattle	P	23	10	97	43.4	0	1	24	2/17	1	10	10	0	L	12-37
10/2	SAN FRANCISCO	S	46	32	385	69.5	2	0	41	3/19	6	32	12	0	W	31-14
10/9	CAROLINA	S	46	29	398	63.0	2	3	49	1/2	5	29	9	0	L	20-24
10/23	TENNESSEE	S	28	12	140	42.8	1	1	34†	4/22	1	2	2	0	W	20-10
10/30	at Dallas	S	33	16	161	48.4	1	2	44†	3/19	4	16	9	0	L	13-34
11/6	SEATTLE		DID NOT PLAY												L	19-33
11/13	at Detroit		DID NOT PLAY												L	21-29
11/20	at St. Louis		DID NOT PLAY												W	38-28
11/27	JACKSONVILLE		DID NOT PLAY												L	14-24
12/4	at San Francisco		DID NOT PLAY												W	17-10
12/11	WASHINGTON		DID NOT PLAY												L	13-17
12/18	at Houston	P	4	1	12	25.0	0	1	12	0/0	0	0	0	0	L	19-30
12/24	PHILADELPHIA	S	38	27	294	71.0	2	1	45	2/9	4	8	8	0	W	27-21
1/1/06	at Indianapolis	S	42	31	297	73.8	1	1	25†	3/13	8	42	9	0	L	13-17
2005 TOTALS			9-6	270	163	1836	60.3	9	11	49	18/101	29	139	12	0	5-11

2006 GAME-BY-GAME STATISTICS (Detroit)

DATE	OPPONENT	P/S	PASSING								RUSHING				W/L	SCORE
			ATT	CMP	YDS	PCT	TD	INT	LG	TKLD	ATT	YDS	LG	TD		
9/10	SEATTLE		DID NOT PLAY												L	6-9
9/17	at Chicago		DID NOT PLAY												L	7-34
9/24	GREEN BAY		DID NOT PLAY												L	24-31
10/1	at St. Louis		DID NOT PLAY												L	34-41
10/8	at Minnesota		DID NOT PLAY												L	17-26
10/15	BUFFALO		DID NOT PLAY												W	20-17
10/22	at N.Y. Jets		DID NOT PLAY												L	24-31
11/5	ATLANTA		DID NOT PLAY												W	30-14
11/12	SAN FRANCISCO		DID NOT PLAY												L	13-19
11/19	at Arizona	P	0	0	0	0.0	0	0	0	0/0	0	0	0	0	L	10-17
11/23	MIAMI		DID NOT PLAY												L	10-27
12/3	at New England	P	0	0	0	0.0	0	0	0	0/0	0	0	0	0	L	21-28
12/10	MINNESOTA		DID NOT PLAY												L	20-30
12/17	at Green Bay		DID NOT PLAY												L	9-17
12/24	CHICAGO		DID NOT PLAY												L	21-26
12/31	at Dallas		DID NOT PLAY												W	39-31
2006 TOTALS			2-0	0	0	0.0	0	0	0	0/0	0	0	0	0	3-13	

2007 GAME-BY-GAME STATISTICS (Oakland)

DATE	OPPONENT	P/S	PASSING								RUSHING				W/L	SCORE
			ATT	CMP	YDS	PCT	TD	INT	LG	TKLD	ATT	YDS	LG	TD		
9/9	at Detroit	S	40	30	313	75.0	2	2	42	3/30	3	3	2	0	L	21-36
9/16	at Denver	S	16	8	73	50.0	1	3	46t	4/20	2	28	21	0	L	20-23
9/23	CLEVELAND	S	12	6	108	50.0	1	0	41t	1/5	4	15	7	0	W	26-24
9/30	at Miami		INACTIVE												W	36-17
10/14	at San Diego		INACTIVE												L	14-28
10/21	KANSAS CITY		INACTIVE												L	10-12
10/28	at Tennessee		DID NOT PLAY												L	9-13
11/4	HOUSTON	S	27	13	158	48.1	1	3	32	1/1	5	31	10	0	L	17-24
11/11	CHICAGO	S	27	14	108	51.9	0	1	14	3/22	5	22	24	0	L	7-16
11/18	at Minnesota		INACTIVE												L	22-29
11/25	at Kansas City		DID NOT PLAY												W	20-17
12/2	DENVER	S	21	14	141	66.7	3	0	26	0/0	4	22	11	0	W	34-20
12/9	at Green Bay	S	15	7	110	46.7	1	2	29	0/0	1	6	6	0	L	7-38
12/16	INDIANAPOLIS	S	24	13	94	54.2	1	0	12	0/0	5	16	10	0	L	14-21
12/23	at Jacksonville	S	8	6	46	75.0	0	0	11	2/14	0	0	0	0	L	11-49
12/30	SAN DIEGO		DID NOT PLAY												L	17-30
2007 TOTALS		9-9	190	111	1151	58.4	10	11	46t	14/92	29	143	24	0	4-12	

* - Overtime

JOSH MCCOWN'S PASSING BREAKDOWN

	2007										Career							
	G	ATT	CMP	YDS	PCT	TD	INT	LG			G	ATT	CMP	YDS	PCT	TD	INT	LG
Buffalo	-	-	-	-	-	-	-	-	-	-	1	24	9	101	37.5	1	0	28
Miami	-	-	-	-	-	-	-	-	-	-	1	31	18	162	58.1	1	0	48
New England	-	-	-	-	-	-	-	-	-	-	2	29	13	160	44.8	0	2	42
N.Y. Jets	-	-	-	-	-	-	-	-	-	-	1	10	5	62	50.0	0	2	18
AFC East	-	-	-	-	-	-	-	-	-	-	5	94	45	485	47.9	2	4	48
Baltimore	-	-	-	-	-	-	-	-	-	-	-	-	-	-	-	-	-	-
Cincinnati	-	-	-	-	-	-	-	-	-	-	-	-	-	-	-	-	-	-
Cleveland	1	12	6	108	50.0	1	0	41			2	23	10	139	43.5	1	2	41
Pittsburgh	-	-	-	-	-	-	-	-	-	-	-	-	-	-	-	-	-	-
AFC North	1	12	6	108	50.0	1	0	41			2	23	10	139	43.5	1	2	41
Houston	1	27	13	158	48.1	1	3	32			2	31	14	170	45.2	1	4	32
Indianapolis	1	24	13	94	54.2	1	0	12			2	66	44	391	66.7	2	1	25
Jacksonville	1	8	6	46	75.0	0	0	11			1	8	6	46	75.0	0	0	11
Tennessee	-	-	-	-	-	-	-	-	-	-	1	28	12	140	42.9	1	1	34
AFC South	3	59	32	298	54.2	2	3	32			6	133	76	747	57.1	4	6	34
Denver	2	37	22	214	59.5	4	3	46			3	43	25	235	58.1	4	4	46
Kansas City	-	-	-	-	-	-	-	-	-	-	1	12	4	45	33.3	0	1	26
Oakland	-	-	-	-	-	-	-	-	-	-	-	-	-	-	-	-	-	-
San Diego	-	-	-	-	-	-	-	-	-	-	-	-	-	-	-	-	-	-
AFC West	2	37	22	214	59.5	4	3	46			4	55	29	280	52.7	4	5	46
AFC Total	6	108	60	620	55.6	7	6	46			17	305	160	1651	52.5	11	17	46
Dallas	-	-	-	-	-	-	-	-	-	-	1	33	16	161	48.5	1	2	44
N.Y. Giants	-	-	-	-	-	-	-	-	-	-	2	34	17	142	50.0	0	1	19
Philadelphia	-	-	-	-	-	-	-	-	-	-	1	38	27	294	71.1	2	1	45
Washington	-	-	-	-	-	-	-	-	-	-	-	-	-	-	-	-	-	-
NFC East	-	-	-	-	-	-	-	-	-	-	4	105	60	597	57.1	3	4	45
Chicago	1	27	14	108	51.9	0	1	14			1	27	14	108	51.9	0	1	14
Detroit	1	40	30	313	75.0	2	2	42			1	40	30	313	75.0	2	2	42
Green Bay	1	15	7	110	46.7	1	2	29			1	15	7	110	46.7	1	2	29
Minnesota	-	-	-	-	-	-	-	-	-	-	1	33	20	224	60.6	2	1	37
NFC North	3	82	51	531	62.2	3	5	42			4	115	71	755	61.7	5	6	42
Atlanta	-	-	-	-	-	-	-	-	-	-	1	26	20	198	76.9	0	0	33
Carolina	-	-	-	-	-	-	-	-	-	-	2	71	43	570	60.6	2	4	49
New Orleans	-	-	-	-	-	-	-	-	-	-	1	18	12	157	66.7	0	0	29
Tampa Bay	-	-	-	-	-	-	-	-	-	-	1	36	16	115	44.4	0	1	16
NFC South	-	-	-	-	-	-	-	-	-	-	5	151	91	1040	60.3	2	5	49
Arizona	-	-	-	-	-	-	-	-	-	-	1	-	-	-	-	-	-	-
St. Louis	-	-	-	-	-	-	-	-	-	-	4	68	43	515	63.2	2	0	37
San Francisco	-	-	-	-	-	-	-	-	-	-	4	144	88	1043	61.1	7	2	41
Seattle	-	-	-	-	-	-	-	-	-	-	5	164	96	981	58.5	5	6	60
NFC West	-	-	-	-	-	-	-	-	-	-	14	376	227	2539	60.4	14	8	60
NFC Total	3	82	51	531	62.2	3	5	42			27	747	449	4931	60.1	24	23	60

JOSH McCOWN'S PASSING BREAKDOWN

	2007								Career							
	G	ATT	CMP	YDS	PCT	TD	INT	LG	G	ATT	CMP	YDS	PCT	TD	INT	LG
Home	6	151	90	922	59.6	8	6	42	22	631	370	4075	58.6	20	22	49
Road	3	39	21	229	53.8	2	5	46	22	421	239	2507	56.8	15	18	60
1st Down	9	81	47	494	58.0	1	7	42	44	377	227	2446	60.2	9	15	60
2nd Down	9	53	36	355	67.9	4	0	32	44	347	198	2111	57.1	11	10	48
3rd Down	9	54	28	302	51.9	5	4	46	44	312	175	1918	56.1	11	13	49
4th Down	9	2	0	0	0.0	0	0	-	44	16	9	107	56.3	4	2	28
1st Half	9	105	67	597	63.8	5	5	41	44	498	299	3028	60.0	14	15	49
2nd Half	9	84	44	554	52.4	5	6	46	44	551	309	3550	56.1	21	25	60
Overtime	1	1	0	0	0.0	0	0	-	44	3	1	4	33.3	0	0	4
Grass	9	190	111	1151	58.4	10	11	46	33	788	451	4926	57.2	28	33	49
Turf	-	-	-	-	-	-	-	-	11	264	158	1656	59.8	7	7	60
September	3	68	44	494	64.7	4	5	46	10	221	131	1379	59.3	4	11	46
October	-	-	-	-	-	-	-	-	8	265	151	1785	57.0	11	8	49
November	2	54	27	266	50.0	1	4	32	8	131	66	611	50.4	2	8	48
December	4	68	40	391	58.8	5	2	29	16	357	214	2395	59.9	17	11	60
January	-	-	-	-	-	-	-	-	2	78	47	412	60.3	1	2	25
Games 1-8	4	95	57	652	60.0	5	8	46	20	544	313	3484	57.5	17	22	49
Games 9-16	5	95	54	499	56.8	5	3	29	24	508	296	3098	58.3	18	18	60
Wins	2	33	20	249	60.6	4	0	41	12	357	213	2315	59.7	15	5	48
Losses	7	157	91	902	58.0	6	11	46	32	695	396	4267	57.0	20	35	60

STEVE McKINNEY

Guard



HEIGHT: 6-4

WEIGHT: 310

BORN: 10/15/75

COLLEGE: Texas A&M '98

ACQUIRED: FA, 2008

NFL: 11th Season

DOLPHINS: First Season

76



FINS FACT

Steve has many business interests away from football. He owns and operates Velocity Sports Performance in Houston and also owns McKinney Whitetail Ranch in Marquez, Texas.

PRO CAREER

2007 Started the first three games of the year at center before sustaining a torn ACL in his left knee against Indianapolis on September 23 . . . Was placed on injured reserve on September 25 . . . When he missed game at Atlanta (9/30) on I/R, it snapped his string of 89 straight league games in which he had played, dating back to 2001, his final season with the Colts.

2006 Played in all 16 games with six starts . . . Started weeks 2-5 at right guard . . . Saw action in a reserve role each of the next nine games before opening the final two contests at

center . . . In first start of the season in the middle, vs. Indianapolis (12/24), the Texans rushed for a season-high 191 yards.

2005 Started all 16 games for the fourth year in a row and fifth time overall in his NFL career . . . Opened 13 matchups at center and three at left guard . . . Along with G Chester Pitts, was one of only two Texans offensive linemen to have taken part in every offensive snap in '05 . . . Helped lead the way for a running game that averaged 113.5 yards per contest and a 4.2-yard average per attempt.

2004 Started all 16 contests at center . . . Anchored a line that helped the offense to establish club single-season records for first downs (300), total yards (5,128), rushing yards (1,882), net passing yards (3,246), completion percentage (60.7), touchdowns (37) and points (309) . . . Part of a line that helped Domanick Davis rush for 1,188 yards and 13 touchdowns, while also catching 68 passes for 588 yards a TD, as he ranked eighth in the AFC in rushing yards, tied for third in total yards from scrimmage, tied for third in rushing TDs and tied for fourth in total TDs.

2003 Started all 16 games at center . . . Helped Domanick Davis become the franchise's first-ever 1,000-yard rusher as he ran for 1,031 yards and eight touchdowns on 238 attempts . . . The unit also allowed just 36 sacks on the season, an average of 2.3 per game.

2002 Started all 16 games at center in the Texans' inaugural season . . . Part of a unit that helped the Texans to a 19-10 victory at Dallas in the opener on September 8, as Houston became the first NFL expansion team to record a win in its debut since Minnesota in 1961.

2001 Started all 14 games in which he appeared at left guard in his final season with the Colts . . . Was inactive for a pair of contests . . . Part of a unit that helped the offense to a No. 2 NFL ranking, averaging 372.2 yards per outing . . . Running game averaged 4.5 yards per rush attempt, tied for the fourth-best figure in the NFL.

2000 Started all 16 games at left guard as the Colts allowed just 20 sacks, tied with the Jets for the fewest in the NFL in '00 . . . Led the way as Edgerrin James claimed his second consecutive rushing title with 1,709 yards . . . Overall, the Colts ranked third in the NFL in total offense, averaging 383.8 yards per game . . . Also opened First-Round Playoff game at Miami (12/30) at left guard.

1999 Started all 14 regular season games at left guard . . . Was inactive for games at Philadelphia (11/21) and vs. N.Y. Jets (11/28) after undergoing an emergency appendectomy . . . Part of a line that permitted a club-record low of 14 sacks, a figure that led the NFL in '99 . . . In addition, rookie Edgerrin James rushed for 1,553 yards and 13 touchdowns, the fourth-highest rushing total by a rookie in NFL history and the top figure in the NFL in '99 . . . Started at left guard in Divisional Playoff game vs. Tennessee (1/16/00).

1998 Started all 16 games at left guard as a rookie with the Colts and took part in every offensive snap . . . Was one of four NFL rookie offensive linemen to start every regular season game in '98 and the only one at guard . . . The only other rookies to start every game in '98 were Jets T Jason Fabini, Atlanta T Ephraim Salaam and Philadelphia T Tra Thomas . . . McKinney was part of a line that allowed only 22 sacks on the year, the second-lowest total in the NFL (Dallas, 19) . . . Helped Marshall Faulk to rush for 1,319 yards and accumulate 908 receiving yards as Faulk was second in the AFC in rushing yards and first in the NFL in total yards from scrimmage (2,227) . . . Following the season, was a first-team all-rookie choice by Pro Football Weekly, just the fourth guard in club history to garner all-rookie accolades, joining Chris Hinton (1983), Ron Solt (1984) and Tarik Glenn (1997).

McKINNEY QUICK HITS

CAREER TRANSACTIONS: Signed a one-year contract with the Dolphins as a free agent on May 19, 2008 . . . Originally was a fourth-round draft choice (93rd overall) of Indianapolis in 1998 . . . Signed with Houston as an unrestricted free agent on March 6, 2002 . . . Was released by the Texans on March 25, 2008.

PRO CAREER AT A GLANCE: A veteran of 10 NFL seasons, who has played in 143 career regular season games with 133 starts. Steve has opened contests at left guard, right guard and center throughout his NFL tenure. He has opened all 16 regular season games five times and 14 or more on seven occasions, five of which there has been an individual 1,000-yard rushing effort. He will be looking to come back in 2008 after spending the final 13 games of last season on Houston's injured reserve list with a knee injury. Over his first nine NFL campaigns, he had missed a total of only four games.

COLLEGE

Was a four-year letterman at Texas A&M (1994-97) . . . Opened his final three years, and started the final 32 games of his career at left guard . . . As a senior, started all 12 games and was a first-team All-Big 12 selection, as the offense averaged 205.4 rushing yards per game . . . Started the final eight games of his sophomore season of 1995 at left guard after playing as a reserve defensive end his freshman year . . . Majored in journalism.

PERSONAL

Married (Tiffany) with two daughters, Jordan and Grace, and a son, Hunter . . . Began at Centerville (Texas) High School before finishing at Clear Lake High School in Houston . . . Played defensive end and tight end and earned all-state honors as a senior . . . Also lettered in basketball . . . In 2005, had his high school jersey No. 88 retired by Clear Lake . . . Is the older brother of former Dolphins C/G Seth McKinney (2002-06), a third-round draft choice of Miami in 2002 who currently is with Cleveland . . . Father, Mike, was the Health and Human Services Commissioner for the state of Texas under former Governor and current President George W. Bush, and then served as Chief of Staff for current Texas Governor Rick Perry . . . He is currently the Chancellor at Texas A&M . . . Full name is Stephen Michael McKinney, born October 15, 1975 in Galveston, Texas.

STEVE MCKINNEY'S NFL REGULAR SEASON STATISTICS


GAMES/STARTS: (Indianapolis) 1998: 16/16, 1999: 14/14, 2000: 16/16, 2001: 14/14, (Houston) 2002: 16/16, 2003: 16/16, 2004: 16/16, 2005: 16/16, 2006: 16/6, 2007: 3/3 **NFL TOTALS: 143/133**

STEVE MCKINNEY'S NFL PLAYOFF STATISTICS

GAMES/STARTS: 1999: 1/1, 2000: 1/1 **PLAYOFF TOTALS: 2/2**

EDMOND MILES

Linebacker



HEIGHT: 6-0
WEIGHT: 240
BORN: 7/6/84
COLLEGE: Iowa '07
ACQUIRED: FA, 2007
NFL: Second Season
DOLPHINS: Second Season

50



FINS FACT

Edmond gets great satisfaction out of working with and teaching kids. In fact, after his football career he would like to be a high school teacher, football coach and wrestling coach. Since his freshman year at the University of Iowa, he would return to his prep alma mater of Godby High School in Tallahassee whenever he had a break, and volunteer his time to help them. Not only would he teach football, but also provided motivational speeches focusing on life skills and the importance of going on to college and earning a degree.

PRO CAREER

2007 Played in all 16 games in a reserve role . . . Registered two tackles on defense and a club-best 16 special teams stops . . . In addition, forced a fumble on special teams and downed a pair of punts inside the 20, the most on the team . . . Became the first rookie to lead the Dolphins in special teams tackle since Sean Hill had 15 tackles in 1994 . . . Recorded a season-high three special teams stops at N.Y. Jets (9/23) . . . Had two special teams tackles and a forced fumble the following week vs. Oakland (9/30) . . . Stripped Johnnie Lee Higgins of the ball on a punt return, which was recovered by Derrick Pope at the Raiders' 33 and led to a Trent Green to Justin Peelle 3-yard TD pass fiver plays later . . . Saw most extensive action on defense in 22-16 overtime victory over Baltimore (12/16) when he accounted for both of his tackles.

MILES QUICK HITS

CAREER TRANSACTIONS: Signed with the Dolphins as an undrafted college free agent on May 4, 2007.

PRO CAREER AT A GLANCE: Was one of six undrafted college free agents to appear on the Dolphins' 53-man roster at some point during the 2007 season, having played in 16 games, the most of the group. In one season, showed that he has the potential to be an impact player on special teams, leading the club in such tackles in 2007, the first Dolphins rookie to do that in 13 years.

COLLEGE

Was a four-year letterman at Iowa (2003-06), the final two of which he was a full-time starter . . . Recorded 207 career tackles, 23 stops for loss, five sacks and an interception . . . Had his most productive season as a senior when he collected 100 tackles, 11 stops for loss and a sack . . . Holds degree in health and sports studies.

PERSONAL

Attended Godby High School in Tallahassee, Fla . . . Played both linebacker and running back . . . Served as team captain his senior year . . . Also lettered in wrestling and weightlifting . . . Growing up, was a fan of Lawrence Taylor . . . Lists "Friday" as favorite movie, "Friends" as favorite television show and Lil John as favorite recording artist . . . Full name is Edmond Jamel Miles, born July 6, 1984 in Tallahassee, Fla.

EDMOND MILES' NFL REGULAR SEASON STATISTICS

YEAR TEAM	GP GS	TACKLES						INTERCEPTIONS					FUMBLES		
		TOT	SOLO	ASST	SK	YDS		NO	YDS	LG	TD	PD	FF	FR	YDS
2007 Miami	16 0	2	2	0	0.0	0.0		0	0	-	0	0	0	0	0

ADDITIONAL STATS

Special Teams Tackles: 16 in 2007

Special Teams Forced Fumbles: 1 in 2007

A PLAYERS COACH

When James Saxon was named as the team's running backs coach this offseason, he became the eighth person to have both played and coached with the Dolphins. Saxon was a running back with the team from 1992-94. The first to have achieved this was Bob Matheson, who was a linebacker from 1971-79 before going on to serve with the staff from 1983-86. The others who followed Matheson and preceded Saxon are Larry Seiple (P/RB/TE, 1967-77; Coach, 1988-99), Tony Nathan (RB, 1979-87; Coach, 1989-95), Dwight Stephenson (C, 1980-87; Coach, 1992), Bernie Parmalee (RB, 1992-98; Coach, 2002-04), Jeff Dellenbach (T/C, 1985-94; Coach, 2004) and Terry Robiskie (FB, 1980-81; Coach, 2007).

QUENTIN MOSES

Defensive End

74



HEIGHT: 6-5
WEIGHT: 260
BORN: 11/18/83
COLLEGE: Georgia '07
ACQUIRED: FA, 2007
NFL: Second Season
DOLPHINS: Second Season



FINS FACT

Quentin got an early indoctrination into the type of atmosphere at University of Georgia home football games. Not only did a he grow up in Athens, Ga., where he attended Cedar Shoals High School, but while he was in middle school, his school operated a concession stand at Sanford Stadium, home of the Bulldogs. Having seen first-hand the excitement of playing in front of crowds of more than 90,000 every Saturday, there were really no other options for Quentin as to where he wanted to go to college. "Everybody there loves the University of Georgia," he says. "I really wanted to play basketball, but once I made the decision to play football, I knew where I wanted to go."

PRO CAREER

2007 Was inactive for the first six games of the year with Arizona before being released . . . With the Dolphins, played in seven games, including one start . . . Dressed but did not play in one and was inactive for another . . . In the seven games in which he saw action, registered eight tackles and 1.5 sacks . . . After being inactive for his first game with the Dolphins, made NFL debut, in a reserve role vs. Buffalo (11/11) when he responded with two tackles and a half-sack . . . First full sack of NFL career came in Monday night game at Pittsburgh (11/26) when he dropped Ben Roethlisberger for a 3-yard loss . . . Initial start of NFL career came at New England (12/23) . . . Had one sack in preseason with the Raiders.

MOSES QUICK HITS

CAREER TRANSACTIONS: Was the first of three third-round draft choices of Oakland (65th overall) in 2007 . . . Was claimed off waivers by Arizona on September 2 . . . Was waived by the Cardinals on October 16 before signing with the Dolphins as a free agent on October 24.

PRO CAREER AT A GLANCE: Made the most of his opportunity with the Dolphins after being released by two teams in six weeks. Saw increased time as the season progressed and showed pass rush ability, as he recorded 1.5 sacks.

COLLEGE

Was a four-year letterman at Georgia (2003-06) during which time he tallied 137 tackles, 44.5 stops for loss and 25 sacks . . . As a senior, was a first-team All-Southeastern Conference selection when he recorded 33 tackles, 12 stops for loss and 4.5 sacks as Georgia ranked eighth in the nation, allowing an average of just 258.2 yards per game . . . Was a member of the SEC Academic Honor Roll his senior year . . . Had a career-best 11.5 sacks as a junior in 2005, as that figure is the sixth-highest single-season mark in school history . . . It also placed him eighth in the nation and second in the SEC that year . . . His career-best 20.5 stops for loss as a junior also ranked second in the conference while it ranked 14th nationally . . . Majored in recreation and leisure studies.

PERSONAL

Attended Cedar Shoals High School in Athens, Ga . . . As a senior, amassed 77 tackles, 12 sacks, three fumble recoveries and three forced fumbles . . . Also starred on the school's basketball team and was named to the Atlanta Tipoff Club's AAAA All-State team . . . Has taken part in the Dolphins' annual holiday toy event . . . Lists Denzel Washington as favorite actor, Jada Pinkett Smith as favorite actress, "Gladiator," "Troy" and "300" as favorite movies and "Law and Order SVU" as favorite television show . . . Born November 18, 1983.


QUENTIN MOSES' NFL REGULAR SEASON STATISTICS

YEAR	TEAM	GP	GS	TACKLES					INTERCEPTIONS					FUMBLES		
				TOT	SOLO	ASST	SK	YDS	NO	YDS	LG	TD	PD	FF	FR	YDS
2007	Arizona	0	0	0	0	0	0.0	0.0	0	0	-	0	0	0	0	0
2007	Miami	7	1	8	7	1	1.5	4.5	0	0	-	0	0	0	0	0

IKECHUKU NDUKWE

Guard/Center

68



HEIGHT: 6-4

WEIGHT: 325

BORN: 7/17/82

COLLEGE: Northwestern '05

ACQUIRED: FA, 2007

NFL: Second Season

DOLPHINS: First Season



FINS FACT

Following his football career, Ikechuku would like to pursue a career in the film and media industry. In fact, it was the main reason he chose to attend Northwestern University, where he majored in communications studies. He got his start at Coffman High School in Dublin, Ohio, when he took part in stage work and productions of several school plays. He also served as a sports anchor on the school's news show. He still enjoys watching movies in his spare time but finds himself looking for the meaning behind everything that is happening. "It's hard to watch a movie and just watch it," he says.

PRO CAREER

2007 Spent each of the first five games of the year on Baltimore's practice squad . . . Was on the team's 53-man roster for an October 14 game against St. Louis (10/14) in which he dressed but did not play . . . Then spent eight more games on the Ravens' practice squad before joining the Dolphins' 53-man roster for finale vs. Cincinnati (12/30).

2006 Spent the first four games of the year on Washington's practice squad . . . Went on to spend 11 of the final 12 regular season games of the year on Baltimore's 53-man roster . . . With the Ravens, played in five games in a reserve role, mostly on special teams . . . Was inactive for six contests . . . Saw action on special teams in Divisional Playoff game vs. Indianapolis (1/13/07).

2005 Began the year on New Orleans' practice squad, where he spent the first four games . . . Also spent time on Washington's practice squad, as he had a seven-game stint there . . . Dressed but did not play in each of the Redskins' final two regular season games and First-Round Playoff contest at Tampa Bay (1/7/06) . . . Was inactive for Divisional Playoff game at Seattle (1/14/06).

COLLEGE

Was a four-year letterman (2001-04) at Northwestern . . . Started at left guard each of his final two seasons . . . Overall, opened the final 25 games of his collegiate career . . . As a senior, the team allowed a total of just 12 sacks on the year . . . Majored in history and communication studies.

PERSONAL

Attended Coffman High School in Dublin, Ohio where he garnered numerous honors as an offensive lineman . . . Following his senior season, was selected to participate in the prestigious Big 33 game which pits prep stars from Pennsylvania against Ohio . . . Also lettered in wrestling . . . Younger brother, Chinedum, was a defensive back at Notre Dame and was a seventh-round draft choice of Cincinnati in 2007 . . . Son of Stephen and Nnenna, both of whom were born in Nigeria and emigrated to the United States to attend college . . . Along with his brother, Chinedum, Ikechuku started the Ndukwe Family Foundation in 2007 to help give back to the youth in their hometown of Dublin, Ohio . . . During the 2007 offseason, took part in the NFL's Business Management and Entrepreneurial Program at Northwestern University's Kellogg School of Management . . . This past offseason was selected to participate in the NFL Media Boot Camp, which was held at NFL Films . . . Full name is Ikechuku Nelson Ndukwe, born July 17, 1982 in Morgantown, West Virginia.

IKECHUKU NDUKWE'S NFL REGULAR SEASON STATISTICS

GAMES/STARTS: 2005: 0/0, 2006: 5/0, (Miami) 2007: 0/0 **NFL TOTALS:** 5/0

IKECHUKU NDUKWE'S NFL PLAYOFF STATISTICS

GAMES/STARTS: 2005: 0/0, 2006: 1/0 **PLAYOFF TOTALS:** 1/0

LIKE FATHER, LIKE SON

In 2005, DT Randy Crowder (1974-76) and LB Channing Crowder (2005-) became the third father-son combination to play for the Dolphins in franchise history. They joined the Barbers, which included linebacker Rudy (1968) and fullback Kantroy (1999), and the Grieses, which consisted of Bob (1967-80) and Brian (2003), both quarterbacks. The Crowders were the first father-son tandem to be drafted by the Dolphins, as Randy was taken in the sixth round in 1974 and Channing was selected in the third round in 2005. In addition, there have been two father-son coaching tandems in franchise history, as both Dave Shula (1982-88) and Mike Shula (1991-92, 2000-02) coached under their father, Don.

NDUKWE QUICK HITS

CAREER TRANSACTIONS: Originally signed with New Orleans as an undrafted college free agent on April 28, 2005 . . . Was waived by the Saints on September 3 and then signed to the team's practice squad on September 5 . . . Was released off the Saints' practice squad on October 25 and then signed to Washington's practice squad on November 2 . . . Was signed to the Redskins' 53-man roster on December 20 . . . Was released by the Redskins on September 6, 2006 . . . Was signed to the Redskins' practice squad on September 10 and then signed to Baltimore's 53-man roster off Washington's practice squad on October 3 . . . Was waived by the Ravens on November 11 and then signed to the team's practice squad on November 15 . . . Was re-signed to Baltimore's 53-man roster on November 18 . . . Was released by Baltimore on September 2, 2007 and then signed to its practice squad on September 4 . . . Was added to the Ravens' 53-man roster on October 13 and then released on October 17 . . . He was re-signed to the team's practice squad on October 22 and then signed to the Dolphins' 53-man roster on December 26.

PRO CAREER AT A GLANCE: Has spent time on the active rosters of three different teams since entering the NFL as an undrafted college free agent in 2005. A majority of the playing time he has received thus far in the regular season has come on special teams.

ROB NINKOVICH

Linebacker

93



HEIGHT: 6-2
WEIGHT: 255
BORN: 2/1/84
COLLEGE: Purdue '07
ACQUIRED: W, 2007 (N.O.)
NFL: Third Season
DOLPHINS: Second Season



FINS FACT

Rob's father, Mike, has been an ironworker in Chicago for the past 34 years. In fact, the hardest job Rob ever had was when he worked with his dad the summer prior to his sophomore year of college, at Joliet Junior College. Rob helped his father hang beams on a construction site 19 stories high. "It was kind of scary," Rob says. "It was a good experience and I made some good money, but I'd never want to do it again." Rob's father brought him along that summer just for that reason – so that it would give him extra incentive to complete his college education. Rob credits his father for the work ethic that he now has and also for believing in always finishing whatever it is you start.

PRO CAREER

2007 Played in four games with the Dolphins, all in a reserve role . . . Was inactive for 12 contests . . . Recorded a pair of stops on special teams . . . Played in two of the first three games of the year, making his Dolphins debut in a week two contest vs. Dallas (9/16) . . . Was inactive for 11 of the final 13 games.

2006 As a rookie with the Saints, played in three games as a reserve . . . Posted two tackles and a pass defended on defense and two more stops on special teams . . . Sustained a knee injury in a week three game vs. Atlanta (9/25) and was placed on injured reserve on September 29 . . . In preseason, led the team with three sacks.

NINKOVICH QUICK HITS

CAREER TRANSACTIONS: Was a fifth-round draft choice of New Orleans (135th overall) in 2006 . . . Was claimed off waivers by the Dolphins from the Saints on September 7, 2007.

PRO CAREER AT A GLANCE: Showed pass rush ability early on as he led New Orleans in preseason of his rookie year with three sacks. A knee injury sidelined him for the final 13 games that year, while he saw action primarily on special teams in his first season with the Dolphins.

COLLEGE

Was a two-year letterman at Purdue (2004-05) during which time he played in 23 games with five starts . . . Amassed 71 tackles, 16 sacks, two interceptions, two forced fumbles and a fumble recovery during that time . . . As a senior, was a second-team All-Big Ten selection when he registered 48 tackles, eight sacks, two interceptions, two forced fumbles and a fumble recovery . . . Also caught a 1-yard TD pass from Curtis Painter in a 37-3 win over Illinois . . . Matched his single-game career high total for sacks with four against Indiana for the second year in a row . . . In fact, they mark two of only three times in Purdue history that a player has posted four sacks in a game . . . Tallied eight sacks as a junior, including two in 41-16 victory over Notre Dame when he also hauled in a 2-yard TD pass from Kyle Orton . . . Transferred to Purdue following a two-year stint at Joliet (Ill.) Junior College (2002-03) . . . While there, set the school

single-season record for sacks with 16 in 2003 . . . Also that year, accounted for five forced fumbles and four fumble recoveries . . . Helped school to the NJCAA National Championship as a freshman in 2002 . . . Majored in organizational leadership and supervision.

PERSONAL


Attended Lincoln-Way Central High School in New Lenox, Ill., where he played defensive end and tight end . . . Also lettered in baseball . . . Has participated in the Dolphins' annual turkey giveaway . . . Full name is Robert Michael Ninkovich, born February 1, 1984 in Blue Island, Ill.

ROB NINKOVICH'S NFL REGULAR SEASON STATISTICS

YEAR TEAM	GP	GS	TACKLES					INTERCEPTIONS					FUMBLES		
			TOT	SOLO	ASST	SK	YDS	NO	YDS	LG	TD	PD	FF	FR	YDS
2006 New Orleans	3	0	2	1	1	0.0	0.0	0	0	—	0	1	0	0	0
2007 Miami	4	0	0	0	0	0.0	0.0	0	0	—	0	0	0	0	0
NFL TOTALS	7	0	2	1	1	0.0	0.0	0	0	—	0	1	0	0	0

JUSTIN PELLE

Tight End



HEIGHT: 6-4

WEIGHT: 250

BORN: 3/15/79

COLLEGE: Oregon '02

ACQUIRED: UFA (S.D.), 2006

NFL: Seventh Season

DOLPHINS: Third Season

87

FINS FACT

Justin's grandfather is a retired Navy captain. In fact, in January of 2005, Justin and several of his Chargers teammates had the opportunity to spend the night aboard the nuclear-powered aircraft carrier USS Carl Vinson, a trip that was arranged by his grandfather.

PRO CAREER

2007 Played in 16 games including 10 starts, all but one when the Dolphins opened with two tight ends . . . Tallied career-high totals of 29 receptions for 228 yards . . . Two touchdown receptions tied a career best that he first achieved in 2004 with the Chargers . . . Reception total tied for sixth on the team . . . Two receiving scores tied for the team lead, along with four others . . . Had a reception in 13 of 16 contests . . . In opener at Washington (9/9) had a 1-yard TD catch from Trent Green on the final play of the first half . . . Hauled in three passes for a career-high 45 yards, including a career-long 35-yard reception, vs. Oakland (9/30) . . . Also accounted for his second touchdown of the season in the Raiders game on a 3-yard grab from Green . . . Totaled 10 receptions for 84 yards in back-to-back contests; vs. New England (10/21) and vs. N.Y. Giants in London (10/28) . . . This included a six-catch, 42-yard performance in the Giants game as he set a personal single-game best for receptions, which also was the most by a Dolphins tight end since Randy McMichael had seven catches on October 22, 2006 against Green Bay.

2006 Played in 15 games including 10 starts, all when the Dolphins opened with two tight ends . . . Was inactive for one contest . . . Finished the year with 16 receptions for 116 yards and one touchdown . . . Was inactive for game at N.Y. Jets (10/15) with a knee injury . . . Had a season-high three catches, totaling 21 yards, vs. Minnesota (11/19) . . . Included in his total was an 11-yard TD catch from Joey Harrington to give the Dolphins a 10-7 lead in a 24-20 victory . . . Had a career-long 25-yard reception in finale at Indianapolis (12/31).

2005 Played in all 16 games, including four starts in his final season with the Chargers . . . Caught 11 passes for 38 yards and a touchdown . . . Collected two special teams tackles . . . Started season-opener vs. Dallas (9/11) . . . Other three games he started were when Chargers opened with two tight ends . . . Had most productive day of season at Oakland (10/16) when he caught three passes for 20 yards, including a 4-yard TD reception from LaDainian Tomlinson in the Chargers' 27-14 victory.

2004 Started four of 16 contests . . . Totaled 10 receptions for 84 yards and a pair of scores . . . Recorded four stops on special teams . . . First reception of season came on a 10-yard TD pass from Drew Brees in 38-17 win over Tennessee (10/3) . . . Tallied longest scoring reception of NFL career in 42-14 victory over Oakland (10/31) when he had a 17-yard grab from Brees . . . Had three receptions for a career-best 34 yards in First-Round Playoff game vs. N.Y. Jets (1/8/05).

2003 Opened nine of the 15 games in which he appeared . . . Tallied 16 receptions for 133 yards . . . Had one touchdown catch on the year . . . Contributed two tackles on special teams . . . Posted a season-high four catches, totaling 24 yards, vs. Baltimore (9/21) . . . Lone scoring catch of the year came on a 7-yard grab from Drew Brees in the back of the end zone the following week at Oakland (9/28), marking his first NFL TD reception . . . Was inactive for game at Detroit (12/7) with a concussion sustained the previous week vs. Kansas City (11/30).

2002 Played in 15 games, including two starts, as a rookie . . . Caught three passes for 15 yards . . . Was also fifth on the squad with seven tackles on special teams . . . First NFL reception came on a 2-yard pass from Drew Brees vs. San Francisco (11/17).

PEELLE QUICK HITS

CAREER TRANSACTIONS: Signed a three-year contract with the Dolphins as an unrestricted free agent from San Diego on March 20, 2006 . . . Originally was a fourth-round draft choice (103rd overall) of the Chargers in 2002.

PRO CAREER AT A GLANCE: A veteran of six NFL seasons who enters 2008 having played in 93 career games. Justin has missed just three league games in his career and just one over the last four seasons, having appeared in 66 of his team's last 67 contests. Over his first two seasons with the Dolphins, he has amassed 45 receptions for 344 yards and three touchdowns, five more catches than he had in his first four seasons combined and 74 more receiving yards than he accumulated in those four seasons.

COLLEGE

Started 28 of the 42 games in which he played during his four seasons at Oregon (1998-2001) . . . Totaled 63 receptions for 944 yards and 14 touchdowns . . . Was a first-team All-Pac-10 selection as a senior when he caught 34 passes for 491 yards and nine touchdowns . . . Also that year was a semi-finalist for the Mackey Award, given to the nation's top tight end . . . Was an honorable mention all-conference pick as a junior when he registered 24 receptions for 388 yards and five scores . . . Was an All-Pac-10 Academic choice all four years . . . Graduated with a degree in political science.

PERSONAL

Married (Sara), with a son, Morris David (2/27/07) . . . Was a first-team Tri-County Athletic League offensive and defensive choice at Dublin (Calif.) High School . . . During his tenure in San Diego, worked as a volunteer assistant coach at several area high schools . . . For each of his two seasons with the Dolphins, has been a member of the "All-Community Team" in which he donated a block of tickets for every home game to deserving students who attend Broward County Schools . . . He and his wife would personally deliver the tickets to the students the Tuesday prior to a game . . . In addition, has taken part in the Dolphins' annual holiday toy event as well as the club's annual charity golf tournament, which benefits the Miami Dolphins Foundation . . . For the last three years has awarded a scholarship to a deserving graduating senior at Dublin High School . . . In addition, purchases new cleats for the school's football team each year . . . Along with Vernon Carey, was the co-winner of the Dolphins' "Nat Moore

Community Service Award" . . . Enjoys playing golf in spare time . . . If he wasn't playing football, would probably be teaching and coaching football . . . Boyhood idol was Hall of Fame running back Walter Payton, for whom he named his Rottweiler, Payton . . . Full name is Justin Morris Peelle, born March 15, 1979 in Fresno, Calif.

JUSTIN PEELE'S NFL REGULAR SEASON STATISTICS

YEAR	TEAM	GP	GS	RECEIVING					RUSHING				
				NO.	YDS.	AVG.	LG	TD	ATT.	YDS.	AVG.	LG	TD
2002	San Diego	15	2	3	15	5.0	10	0	0	0	—	0	0
2003	San Diego	15	9	16	133	8.3	24	1	0	0	—	0	0
2004	San Diego	16	4	10	84	8.4	17t	2	0	0	—	0	0
2005	San Diego	16	4	11	38	3.5	11	1	0	0	—	0	0
2006	Miami	15	10	16	116	7.3	25	1	0	0	—	0	0
2007	Miami	16	10	29	228	7.9	35	2	0	0	—	0	0
NFL TOTALS		93	39	85	614	7.2	35	7	0	0	—	0	0
MIAMI TOTALS		31	20	45	344	7.6	35	3	0	0	—	0	0

JUSTIN PEELE'S NFL PLAYOFF STATISTICS

YEAR	TEAM	GP	GS	RECEIVING					RUSHING				
				NO.	YDS.	AVG.	LG	TD	ATT.	YDS.	AVG.	LG	TD
2004	San Diego	1	1	3	34	11.3	20	0	0	0	—	0	0

ADDITIONAL STATS

Kickoff Returns: 1 for 14 yards in 2003, (Miami) 1 for 0 yards in 2007 for total of 2 for 14 yards

Special Teams Tackles: 7 in 2002, 2 in 2003, 4 in 2004, 2 in 2005, (Miami) 1 in 2006 for total of 16

SINGLE-GAME HIGHS

Most Receptions:	6	vs. N.Y. Giants, 10/28/07
	4	vs. Baltimore, 9/21/03
	4	vs. New England, 10/21/07
Most Receiving Yards:	45	vs. Oakland, 9/30/07
	42	vs. New England, 10/21/07
	42	vs. N.Y. Giants, 10/28/07
Longest Receptions:	35	vs. Oakland, 9/30/07
	25	at Indianapolis, 12/31/06
	24	at Pittsburgh, 12/21/03
Most TDs:	1	seven times (last: vs. Oakland, 9/30/07)

*Playoff game

2002 GAME-BY-GAME STATISTICS (San Diego)

DATE	OPPONENT	P/S	RECEIVING					RUSHING				W/L	SCORE
			NO.	YDS.	LG	TD	ATT.	YDS.	LG	TD			
9/8	at Cincinnati	P	0	0	-	0	0	0	-	0		W	34-6
9/15	HOUSTON		DID NOT PLAY									W	24-3
9/22	at Arizona	P	0	0	-	0	0	0	-	0		W	23-15
9/29	NEW ENGLAND	P	0	0	-	0	0	0	-	0		W	21-14
10/6	at Denver	P	0	0	-	0	0	0	-	0		L	9-26
10/13	KANSAS CITY	P	0	0	-	0	0	0	-	0		W	35-34
10/20	at Oakland	S	0	0	-	0	0	0	-	0		W	27-21*
11/3	NEW YORK JETS	P	0	0	-	0	0	0	-	0		L	13-44
11/10	at St. Louis	P	0	0	-	0	0	0	-	0		L	24-28
11/17	SAN FRANCISCO	P	1	2	2	0	0	0	-	0		W	20-17*
11/24	at Miami	P	1	3	3	0	0	0	-	0		L	3-30
12/1	DENVER	S	0	0	-	0	0	0	-	0		W	30-27*
12/8	OAKLAND	P	0	0	-	0	0	0	-	0		L	7-27
12/15	at Buffalo	P	1	10	10	0	0	0	-	0		L	13-20

2002 GAME-BY-GAME STATISTICS (San Diego)

DATE	OPPONENT	P/S	RECEIVING				RUSHING				W/L	SCORE
			NO.	YDS.	LG	TD	ATT.	YDS.	LG	TD		
12/22	at Kansas City	P	0	0	-	0	0	0	-	0	L	22-24
12/29	SEATTLE	P	0	0	-	0	0	0	-	0	L	28-31*
2002 TOTALS			15-2	3	15	10	0	0	0	-	0	8-8

2003 GAME-BY-GAME STATISTICS (San Diego)

DATE	OPPONENT	P/S	RECEIVING				RUSHING				W/L	SCORE
			NO.	YDS.	LG	TD	ATT.	YDS.	LG	TD		
9/7	at Kansas City	P	0	0	-	0	0	0	-	0	L	14-27
9/14	DENVER	S	3	26	17	0	0	0	-	0	L	13-37
9/21	BALTIMORE	S	4	24	8	0	0	0	-	0	L	10-24
9/28	at Oakland	S	3	24	11	1	0	0	-	0	L	31-34*
10/5	at Jacksonville	S	0	0	-	0	0	0	-	0	L	21-27
10/19	at Cleveland	S	0	0	-	0	0	0	-	0	W	26-20
10/27	MIAMI	S	0	0	-	0	0	0	-	0	L	10-26
11/2	at Chicago	P	2	23	17	0	0	0	-	0	L	7-20
11/9	MINNESOTA	P	1	6	6	0	0	0	-	0	W	42-28
11/16	at Denver	P	0	0	-	0	0	0	-	0	L	8-37
11/23	CINCINNATI	P	0	0	-	0	0	0	-	0	L	27-34
11/30	KANSAS CITY	S	0	0	-	0	0	0	-	0	L	24-28
12/7	at Detroit		INACTIVE								W	14-7
12/14	GREEN BAY	S	1	1	1	0	0	0	-	0	L	21-38
12/21	at Pittsburgh	S	2	29	24	0	0	0	-	0	L	24-40
12/28	OAKLAND	P	0	0	-	0	0	0	-	0	W	21-14
2003 TOTALS			15-9	16	133	24	1	0	0	-	0	4-12

2004 GAME-BY-GAME STATISTICS (San Diego)

DATE	OPPONENT	P/S	RECEIVING				RUSHING				W/L	SCORE
			NO.	YDS.	LG	TD	ATT.	YDS.	LG	TD		
9/12	at Houston	P	0	0	-	0	0	0	-	0	W	27-20
9/19	NEW YORK JETS	P	0	0	-	0	0	0	-	0	L	28-34
9/26	at Denver	P	0	0	-	0	0	0	-	0	L	13-23
10/3	TENNESSEE	P	1	10	10t	1	0	0	-	0	W	38-17
10/10	JACKSONVILLE	P	0	0	-	0	0	0	-	0	W	34-21
10/17	at Atlanta	P	1	8	8	0	0	0	-	0	L	20-21
10/24	at Carolina	P	1	6	6	0	0	0	-	0	W	17-6
10/31	OAKLAND	S	3	28	17t	1	0	0	-	0	W	42-14
11/7	NEW ORLEANS	S	0	0	-	0	0	0	-	0	W	43-17
11/21	at Oakland	P	0	0	-	0	0	0	-	0	W	23-17
11/28	at Kansas City	P	1	4	4	0	0	0	-	0	W	34-31
12/5	DENVER	S	1	6	6	0	0	0	-	0	W	20-17
12/12	TAMPA BAY	P	1	9	9	0	0	0	-	0	W	31-24
12/19	at Cleveland	P	0	0	-	0	0	0	-	0	W	21-0
12/26	at Indianapolis	P	0	0	-	0	0	0	-	0	L	31-34
1/2/05	KANSAS CITY	S	1	13	13	0	0	0	-	0	W	24-17
1/8/05	NEW YORK JETS#	S	3	34	20	0	0	0	-	0	L	17-20*
2004 TOTALS			16-4	10	84	17t	2	0	0	-	0	12-4
PLAYOFF TOTALS			1-1	3	34	20	0	0	0	-	0	0-1

2005 GAME-BY-GAME STATISTICS (San Diego)

DATE	OPPONENT	P/S	RECEIVING				RUSHING				W/L	SCORE
			NO.	YDS.	LG	TD	ATT.	YDS.	LG	TD		
9/11	DALLAS	S	2	-4	-1	0	0	0	-	0	L	24-28
9/18	at Denver	S	0	0	-	0	0	0	-	0	L	17-20
9/25	NEW YORK GIANTS	P	1	1	1	0	0	0	-	0	W	45-23
10/2	at New England	P	1	5	5	0	0	0	-	0	W	41-17

2005 GAME-BY-GAME STATISTICS (San Diego)

DATE	OPPONENT	P/S	RECEIVING				RUSHING				W/L	SCORE
			NO.	YDS.	LG	TD	ATT.	YDS.	LG	TD		
10/10	PITTSBURGH	S	0	0	-	0	0	0	-	0	L	22-24
10/16	at Oakland	P	3	20	10	1	0	0	-	0	W	27-14
10/23	at Philadelphia	P	1	5	5	0	0	0	-	0	L	17-20
10/30	KANSAS CITY	P	1	0	0	0	0	0	-	0	W	28-20
11/6	at New York Jets	P	0	0	-	0	0	0	-	0	W	31-26
11/20	BUFFALO	P	0	0	-	0	0	0	-	0	W	48-10
11/27	at Washington	P	0	0	-	0	0	0	-	0	W	23-17*
12/4	OAKLAND	P	0	0	-	0	0	0	-	0	W	34-10
12/11	MIAMI	P	1	11	11	0	0	0	-	0	L	21-23
12/18	at Indianapolis	P	0	0	-	0	0	0	-	0	W	26-17
12/24	at Kansas City	P	1	0	0	0	0	0	-	0	L	7-20
12/31	DENVER	S	0	0	-	0	0	0	-	0	L	7-23
2005 TOTALS			16-4	11	38	11	1	0	0	-	0	9-7

2006 GAME-BY-GAME STATISTICS

DATE	OPPONENT	P/S	RECEIVING				RUSHING				W/L	SCORE
			NO.	YDS.	LG	TD	ATT.	YDS.	LG	TD		
9/7	at Pittsburgh	P	1	16	16	0	0	0	-	0	L	17-28
9/17	BUFFALO	S	0	0	-	0	0	0	-	0	L	6-16
9/24	TENNESSEE	P	0	0	-	0	0	0	-	0	W	13-10
10/1	at Houston	P	1	7	7	0	0	0	-	0	L	15-17
10/8	at New England	S	2	6	5	0	0	0	-	0	L	10-20
10/15	at New York Jets	INACTIVE									L	17-20
10/22	GREEN BAY	S	0	0	-	0	0	0	-	0	L	24-34
11/5	at Chicago	S	1	2	2	0	0	0	-	0	W	31-13
11/12	KANSAS CITY	S	2	14	15	0	0	0	-	0	W	13-10
11/19	MINNESOTA	P	3	21	11t	1	0	0	-	0	W	24-20
11/23	at Detroit	S	1	3	3	0	0	0	-	0	W	27-10
12/3	JACKSONVILLE	S	0	0	-	0	0	0	-	0	L	10-24
12/10	NEW ENGLAND	S	1	7	7	0	0	0	-	0	W	21-0
12/17	at Buffalo	P	1	9	9	0	0	0	-	0	L	0-21
12/25	NEW YORK JETS	S	1	0	0	0	0	0	-	0	L	10-13
12/31	at Indianapolis	S	2	31	25	0	0	0	-	0	L	22-27
2006 TOTALS			15-10	16	116	25	1	0	0	-	0	6-10

2007 GAME-BY-GAME STATISTICS

DATE	OPPONENT	P/S	RECEIVING				RUSHING				W/L	SCORE
			NO.	YDS.	LG	TD	ATT.	YDS.	LG	TD		
9/9	at Washington	S	2	12	11	1	0	0	-	0	L	13-16*
9/16	DALLAS	P	0	0	-	0	0	0	-	0	L	20-37
9/23	at New York Jets	S	1	3	3	0	0	0	-	0	L	28-31
9/30	OAKLAND	P	3	45	35	1	0	0	-	0	L	17-35
10/7	at Houston	P	1	5	5	0	0	0	-	0	L	19-22
10/14	at Cleveland	P	0	0	-	0	0	0	-	0	L	31-41
10/21	NEW ENGLAND	P	4	42	13	0	0	0	-	0	L	28-49
10/28	NEW YORK GIANTS	S	6	42	10	0	0	0	-	0	L	10-13
11/11	BUFFALO	P	2	15	9	0	0	0	-	0	L	10-13
11/18	at Philadelphia	S	2	27	21	0	0	0	-	0	L	7-17
11/26	at Pittsburgh	S	2	3	2	0	0	0	-	0	L	0-3
12/2	NEW YORK JETS	S	1	11	11	0	0	0	-	0	L	13-40
12/9	at Buffalo	S	1	1	1	0	0	0	-	0	L	17-38
12/16	BALTIMORE	S	0	0	-	0	0	0	-	0	W	22-16*
12/23	at New England	S	2	7	5	0	0	0	-	0	L	7-28
12/30	CINCINNATI	S	2	15	9	0	0	0	-	0	L	25-38
2007 TOTALS			15-10	29	228	35	2	0	0	-	1-15	

- Playoff Game

* - Overtime

JUSTIN PEELE'S RECEIVING BREAKDOWN

	2007						CAREER					
	G	NO	YDS	AVG	LG	TD	G	NO	YDS	AVG	LG	TD
Buffalo	2	3	16	5.3	9	0	6	5	35	7.0	10	0
Miami	-	-	-	-	-	-	3	2	14	7.0	11	0
New England	2	6	49	8.2	13	0	6	10	67	6.7	13	0
N.Y. Jets	2	2	14	7.0	11	0	6	3	14	4.7	11	0
AFC East	6	11	79	7.2	13	0	21	20	130	6.5	13	0
Baltimore	1	0	0	-	-	0	2	4	24	6.0	8	0
Cincinnati	1	2	15	7.5	9	0	3	2	15	7.5	9	0
Cleveland	1	0	0	-	-	0	3	0	0	-	-	0
Pittsburgh	1	2	3	1.5	2	0	4	5	48	9.6	24	0
AFC North	4	4	18	4.5	9	0	12	11	87	7.9	24	0
Houston	1	1	5	5.0	5	0	3	2	12	6.0	7	0
Indianapolis	-	-	-	-	-	-	3	2	31	15.5	25	0
Jacksonville	-	-	-	-	-	-	3	0	0	-	-	0
Tennessee	-	-	-	-	-	-	2	1	10	10.0	10	1
AFC South	1	1	5	5.0	5	0	11	5	53	10.6	25	1
Denver	-	-	-	-	-	-	8	4	32	8.0	17	0
Kansas City	-	-	-	-	-	-	9	6	31	5.2	15	0
Oakland	1	3	45	15.0	35	1	9	12	117	9.8	35	4
San Diego	-	-	-	-	-	-	-	-	-	-	-	-
AFC West	1	3	45	15.0	35	1	26	22	180	8.2	35	4
AFC Total	12	19	147	7.7	35	1	70	58	450	7.8	35	5
Dallas	1	0	0	-	-	0	2	2	-4	-2.0	-1	0
N.Y. Giants	1	6	42	7.0	10	0	2	7	43	6.1	10	0
Philadelphia	1	2	27	13.5	21	0	2	3	32	10.7	21	0
Washington	1	2	12	6.0	11	1	2	2	12	6.0	11	1
NFC East	4	10	81	8.1	21	1	8	14	83	5.9	21	1
Chicago	-	-	-	-	-	-	2	3	25	8.3	17	0
Detroit	-	-	-	-	-	-	1	1	3	3.0	3	0
Green Bay	-	-	-	-	-	-	2	1	1	1.0	1	0
Minnesota	-	-	-	-	-	-	2	4	27	6.8	11	1
NFC North	-	-	-	-	-	-	7	9	56	6.2	17	1
Atlanta	-	-	-	-	-	-	1	1	8	8.0	8	0
Carolina	-	-	-	-	-	-	1	1	6	6.0	6	0
New Orleans	-	-	-	-	-	-	1	0	0	-	-	0
Tampa Bay	-	-	-	-	-	-	1	1	9	9.0	9	0
NFC South	-	-	-	-	-	-	4	3	23	7.7	9	0
Arizona	-	-	-	-	-	-	1	0	0	-	-	0
St. Louis	-	-	-	-	-	-	1	0	0	-	-	0
San Francisco	-	-	-	-	-	-	1	1	2	2.0	2	0
Seattle	-	-	-	-	-	-	1	0	0	-	-	0
NFC West	-	-	-	-	-	-	4	1	2	2.0	2	0
NFC Total	4	10	81	8.1	21	1	23	27	164	6.1	21	2
Home	8	18	170	9.4	35	1	47	47	345	7.3	35	4
Road	8	11	58	5.3	21	1	46	38	269	7.1	25	3
1st Down	16	8	55	6.9	13	1	93	34	243	7.1	25	3
2nd Down	16	13	90	6.9	21	0	93	33	238	7.2	24	2
3rd Down	16	7	48	6.9	11	1	93	16	91	5.7	11	2
4th Down	16	1	35	35.0	35	0	93	2	42	21.0	35	0
1st Half	16	13	114	8.8	35	1	93	40	298	7.5	35	6
2nd Half	16	16	114	7.1	21	1	93	44	314	7.1	25	1
Overtime	2	0	0	-	-	0	8	1	2	2.0	2	0
Grass	13	25	217	8.7	35	2	81	75	542	7.2	35	7
Turf	3	4	11	2.8	5	0	12	10	72	7.2	25	0
Aug./Sept.	4	6	60	10.0	35	2	20	20	147	7.4	35	3
October	4	11	89	8.1	13	0	23	26	184	7.1	17	3
November	3	6	45	7.5	21	0	22	19	123	6.5	21	1
Dec./Jan.	5	6	34	5.7	11	0	28	20	160	8.0	25	0
Games 1-8	8	17	149	8.8	35	2	46	49	356	7.3	35	6
Games 9-16	8	12	79	6.6	21	0	47	36	258	7.2	25	1
Wins/Ties	1	0	0	-	-	0	38	25	157	6.3	17	4
Losses	15	29	228	7.9	35	2	55	60	457	7.6	35	3

TAB PERRY

Wide Receiver



HEIGHT: 6-3
WEIGHT: 215
BORN: 1/20/82
COLLEGE: UCLA '05
ACQUIRED: FA, 2008
NFL: Fourth Season
DOLPHINS: First Season



FINS FACT

Following football, Tab would like to get into a career as a paramedic and fire chief. During his tenure in Cincinnati, he had the opportunity to visit several fire stations, and enjoys the family atmosphere that they provide. "I think it would be a rewarding and exciting profession," Tab says. "I enjoy helping people as much as I can and I like being a good leader."

PRO CAREER

2007 Played in each of the first two games with the Bengals, including one start . . . Caught one pass for seven yards, had one rush attempt for nine yards and returned seven kickoffs for a 20.7-yard average with a long of 26 . . . Contributed a tackle on special teams as well . . . Start at Cleveland (9/16) was the first of his NFL career . . . Was inactive for games 3-5 with hamstring and hip injuries . . . The hip injury put him on the injured reserve list on October 16 where he spent the final 11 games.

2006 Appeared in two games, both in a reserve role . . . Had five receptions for 81 yards and two rush attempts for four yards . . . On special teams, fielded four kickoffs for a 17.3-yard average with a long of 34, while also having recorded two tackles . . . In opener at Kansas City (9/10), hauled in two passes for a career-high 44 yards, including a career-long 30-yard reception . . . The following week vs. Cleveland (9/17), grabbed a career-high three passes, totaling 37 yards . . . Was inactive for games 3-5 with a hip injury before being placed on injured reserve on October 20, where he spent the final 11 contests.

2005 As a rookie, played in all 16 regular season games in a reserve role . . . Caught four passes for 21 yards and a touchdown and rushed for nine yards and a TD on three carries . . . Also put together a 24.4-yard average on 64 kickoff returns with a long of 94 . . . Return average ranked seventh in the AFC and 11th in the NFL . . . Return total broke Deacon Turner's club single-season record of 55 set in 1979, while his yardage figure eclipsed the previous club mark of 1,382 set by Tremain Mack in 1999 . . . Also recorded 16 special teams tackles, a figure that was good for fourth on the squad . . . Tallied a season-high three special teams tackles in game vs. Minnesota (9/18) . . . First touchdown of NFL career came on an 8-yard reception from Carson Palmer in 21-9 win at Baltimore (11/6) . . . Had a career-high kickoff returns (181 yards) vs. Indianapolis (11/20) . . . Was named AFC Special Teams Player of the Week in Bengals' 38-31 win at Pittsburgh (12/4) when he fielded five kickoffs for 197 yards (39.4 avg.),

PERRY QUICK HITS

CAREER TRANSACTIONS: Signed a one-year contract with the Dolphins as a free agent on March 20, 2008 . . . Originally was a sixth-round draft choice (190th overall) of Cincinnati in 2005.

PRO CAREER AT A GLANCE: Showed in his rookie year of 2005 that he has the potential to make an impact on special teams – both in the return game and on coverage units. Tab sustained a torn Achilles' tendon in a minicamp practice on May 24, 2008. He was waived/injured on May 28, was not claimed, and thus reverted to the Dolphins' injured reserve list.

including a 94-yarder in the third quarter to the Steelers' 3-yard line to set up the go-ahead score two plays later . . . In division-clinching 41-17 victory at Detroit (12/18), not only notched a special teams tackle, but also recovered an R.W. McQuarters fumble on the game's opening kickoff which led to a Cincinnati field goal . . . Scored on a 2-yard run vs. Buffalo (12/24).

COLLEGE

Was a four-year letterman at UCLA (2000-02, 2004) . . . During that time, played in 43 games with 24 starts and caught 84 passes for 1,547 yards and six touchdowns, while returning 67 kickoffs for a 22.0-yard average . . . Also had one rush attempt for 17 yards and a TD . . . As a senior in 2004, played for Dolphins wide receivers coach Karl Dorrell, who was in his second season as the Bruins' head coach . . . Caught a career-high three TD passes in his senior year when he totaled 22 receptions for 375 yards . . . Had his best season as a junior as he grabbed 35 passes for 698 yards and a TD . . . Also fielded 25 kickoffs for a 25.0-yard average with a career-long 49-yard return that year . . . Was academically ineligible in 2003 . . . Majored in sociology.

PERSONAL

Attended Milpitas (Calif.) High School where he earned second-team USA Today All-America honors as a senior . . . Also lettered in baseball and soccer . . . Father, John Shields, and mother, Denice Perry, are both engineers for Lockheed-Martin . . . In fact, they both worked on the Hubble Space Telescope . . . Because of their jobs, Tab lived in such places as Pennsylvania, Cincinnati, Cocoa Beach, Fla., and California growing up . . . He even lived in Edinburgh, Scotland for one month . . . Full name is Tab Wilson Perry, born January 20, 1982 in Wilkes Barre, Pa.

TAB PERRY'S NFL REGULAR SEASON STATISTICS

YEAR	TEAM	RECEIVING						RUSHING					
		GP	GS	NO.	YDS.	AVG.	LG	TD	ATT.	YDS.	AVG.	LG	TD
2005	Cincinnati	16	0	4	21	5.3	13	1	3	9	3.0	7	1
2006	Cincinnati	2	0	5	81	16.2	30	0	2	4	2.0	2	0
2007	Cincinnati	2	1	1	7	7.0	7	0	1	9	9.0	9	0
NFL TOTALS		20	1	10	109	10.9	30	1	6	22	3.7	9	1

TAB PERRY'S NFL REGULAR SEASON STATISTICS

YEAR	TEAM	PUNT RETURNS						KICKOFF RETURNS					
		NO.	FC	YDS.	AVG.	LG	TD	NO.	YDS.	AVG.	LG	TD	
2005	Cincinnati	0	0	0	—	—	0	64	1562	24.4	94	0	
2006	Cincinnati	0	0	0	—	—	0	4	69	17.3	34	0	
2007	Cincinnati	0	0	0	—	—	0	7	145	20.7	26	0	
NFL TOTALS		0	0	0	—	—	0	75	1776	23.7	94	0	

TAB PERRY'S NFL PLAYOFF STATISTICS

YEAR	TEAM	RECEIVING						RUSHING					
		GP	GS	NO.	YDS.	AVG.	LG	TD	ATT.	YDS.	AVG.	LG	TD
2005	Cincinnati	1	0	0	0	—	—	0	0	0	—	—	0

TAB PERRY'S NFL PLAYOFF STATISTICS

YEAR	TEAM	PUNT RETURNS						KICKOFF RETURNS					
		NO.	FC	YDS.	AVG.	LG	TD	NO.	YDS.	AVG.	LG	TD	
2005	Cincinnati	0	0	0	—	—	0	5	119	23.8	32	0	

ADDITIONAL STATS

Special Teams Tackles: 16 in 2005, 3 in 2006, 1 in 2007 for total of 20

Special Teams Fumble Recoveries: 1 in 2005

JOEY PORTER

Linebacker



HEIGHT: 6-3
WEIGHT: 255
BORN: 3/22/77
COLLEGE: Colorado State '99
ACQUIRED: FA, 2007
NFL: Tenth Season
DOLPHINS: Second Season

55



FINS FACT

Having always played offense through his first two years in college, Joey was a fan of the Chicago Bears growing up, especially Walter Payton. Having been raised in California, he also was a fan of linebacker Junior Seau. That is why he picked No. 55 in his rookie season with the Steelers, after initially starting out at No. 95. As a former offensive player he still knows what to do with the ball, having scored three touchdowns in his career, two on fumble returns and one off an interception. During his tenure in Pittsburgh he even hoped to see some action on the other side of the ball. "I thought I could help in goal-line situations," Joey says. "I petitioned Coach (Bill Cowher), but he didn't see it that way."

PRO CAREER

2007 Started 15 of the 16 games in which he played in his first season with the Dolphins . . . Finished second on the team with 65 tackles and 5.5 sacks . . . Tied for second on the squad with two interceptions . . . Added five passes defended and a forced fumble . . . Sack total was the highest by a Dolphins linebacker since 1995 when Bryan Cox had 7.5 . . . Also became the first Dolphins linebacker to have two or more interceptions in a season since Zach Thomas in 2003 . . . Only game he did not start was opener at Washington (9/9) when the Dolphins opened with five DBs . . . Over the final eight games of the season, posted 39 tackles, 4.5 sacks, two interceptions and a forced fumble . . . First sack as a Dolphin came vs. New England (10/21) when he dropped Tom Brady for a 10-yard loss . . . Accounted for a season-high eight tackles in Monday night game at Pittsburgh (11/26) when he also came up with his first interception as a Dolphin as he picked off a Ben Roethlisberger pass and returned it 14 yards . . . In game vs. N.Y. Jets (12/2), recorded five tackles, a sack and an interception of a Kellen Clemens pass . . . For Porter, it was his first of four sacks over the final five games of the season . . . In addition, it marked the second time in his career he came up with interceptions in consecutive weeks,

PORTER QUICK HITS

CAREER PRO BOWL SELECTIONS: 3 (2002, 2003, 2005)

CAREER TRANSACTIONS: Signed a five-year contract with the Dolphins as a free agent on March 7, 2007 . . . Had been released by Pittsburgh on March 1 . . . Originally was a third-round draft choice (73rd overall) of Pittsburgh in 1999.

PRO CAREER AT A GLANCE: A veteran of nine NFL seasons who has played in 138 regular season games, including 121 starts. He has totaled 65.5 career sacks and 12 interceptions, and along with Clay Matthews, he is one of only two players in NFL history to have recorded 60 career sacks and 10 career interceptions. In addition, along with Jason Taylor, is one of only two players to have logged at least five sacks in each of the last eight seasons (2000-07). Joey's sack total of 60 as a Steeler ranks fourth in that team's annals, trailing only LB Jason Gildon (77), DE L.C. Greenwood (73.5) and DE Joe Greene (66). He goes into 2008 having recorded two interceptions each of the last three years. As a sign of his durability, he has missed just six games in his nine NFL seasons.

having also done it in games 2-3 of 2002 . . . Had five tackles, including a pair of sacks of Tom Brady, at New England (12/23), the 13th time in his career that he registered two or more sacks in a game . . . Forced a fumble on one of the sacks after the Patriots had made it to the Dolphins' 26 . . . Missed the entire preseason schedule after undergoing arthroscopic knee surgery on August 7 . . . The surgery was performed by Dr. James Andrews at St. Vincent's Medical Center in Birmingham, Alabama.

2006 Started all 14 games in which he played, was inactive for two contests . . . Recorded 64 tackles, seven sacks, two interceptions and five passes defended . . . Sack total led the squad . . . Had best game of year in season-opening 28-17 win over Miami (9/7) when he collected three tackles, two sacks and an interception . . . The interception occurred in the fourth quarter as he snared a Daunte Culpepper pass and went 42 yards for a touchdown . . . Was inactive for games vs. Kansas City (10/15) and at Atlanta (10/22) with a hamstring injury . . . Returned to action at Oakland (10/29) when he registered five tackles, two sacks and an interception . . . Notched a pair of sacks in the Steelers' 20-3 win over Tampa Bay (12/3) as he moved past Keith Willis into fourth on Pittsburgh's all-time sack list . . . It also marked the 12th time in his career he accounted for two or more sacks in a game.

2005 Started all 16 contests . . . Compiled 61 tackles, 10.5 sacks, five forced fumbles, a fumble recovery two interceptions and six passes defended . . . Was voted to the third Pro Bowl of his career . . . Sack total and five forced fumbles both led the team . . . Sack total also tied for eighth in the AFC, 11th in the NFL and led all NFL linebackers . . . Registered sacks in four of the first five games of the year . . . Game at Green Bay (11/6) marked his 100th during the regular season . . . The following week, in 34-21 win over Cleveland (11/13), recorded both a sack and interception of a Trent Dilfer pass . . . Reached the 50-sack mark of his career at Minnesota (12/18) when he teamed with Kimo von Oelhoffen for a 4-yard sack of Brad Johnson . . . Brought home the fourth AFC Defensive Player of the Week Award in his career in a 41-0 win at Cleveland (12/24), when he posted five tackles, three sacks and a pair of forced fumbles . . . Started all four playoff games as he totaled 12 tackles, three sacks and a forced fumble in the Steelers' run to the Super Bowl XL title . . . Turned in a 1.5-sack effort in Divisional win at Indianapolis (1/15/05) . . . Posted a sack of Jake Plummer in AFC Championship Game at Denver (1/22/06) in which he forced the ball loose and Casey Hampton recovered, leading to a Steelers touchdown five plays later . . . Following the season, was a second team All-Pro by the Associated Press as well as an All-AFC selection by Pro Football Weekly.

2004 Started all 15 games in which he played . . . Totaled 63 tackles, seven sacks, three forced fumbles, an interception and seven passes defended . . . Tackle total ranked fifth on the team while seven sacks were second, trailing only Aaron Smith's eight . . . Was named to the second Pro Bowl squad of his career . . . Had seven tackles, a sack and a forced fumble at Miami (9/26) . . . Was named the AFC Defensive Player of the Week for the third time in his career as he posted a season-high eight tackles, three sacks and two forced fumbles in a 34-20 win over New England (10/31) . . . Sat out game at Cleveland (11/14) after he was ejected following a pre-game altercation . . . Had a pair of sacks in Pittsburgh's 16-7 victory over Washington (11/28) . . . Lone interception of the year came in 20-7 win over Baltimore (12/26) when he picked off a Kyle Boller pass . . . Opened both postseason matchups . . . Posted nine tackles and a sack . . . Recorded six tackles and a sack in AFC Championship Game vs. New England (1/23/05).

2003 Started all 14 games in which he played . . . Was inactive for the first two games of the year after sustaining a gunshot wound on September 6, which lodged in his right thigh after entering his left buttocks . . . Finished the year with 62 tackles, five sacks, a fumble recovery and two passes defended . . . Posted a sack in his first game back from injury, at Cincinnati (9/21) . . . Recorded six tackles and a season-high two sacks vs. St. Louis (10/26) . . . Produced a season-high 10 tackles in finale at Baltimore (12/28).

2002 Started all 16 games . . . Recorded a career-high 89 tackles . . . Also tallied nine sacks, two fumble recoveries, two forced fumbles, four interceptions for 153 yards in returns and eight passes defended, and was selected to the first Pro Bowl of his career . . . Tackle total led the team while sack figure tied with Jason Gildon for first . . . Four interceptions tied with Brent Alexander for the team lead while 153 yards in returns represented a team high . . . Following the season, was a first-team All-Pro by the Associated Press, Sports Illustrated, The Sporting News and Pro Football Weekly . . . Despite the fact that the Steelers dropped a 30-17 decision vs. Oakland (9/15), was named AFC Defensive Player of the Week when he totaled 10 tackles, three sacks and two interceptions for 114 yards in returns, the second time in his career he earned that honor . . . All three sacks and both interceptions came off Raiders QB Rich Gannon

... Returned one of his interceptions a career-long 84 yards and led to a Steelers touchdown ... Notched his third interception in two games when he snared a Tim Couch pass in a 16-13 win over Cleveland (9/29) ... Accounted for his second multiple-sack game of the season at Cincinnati (10/13) when he posted a pair of sacks, in addition to a forced fumble, which was recovered by Casey Hampton, who returned it 36 yards to the Bengals' 7, leading to a Pittsburgh touchdown three plays later ... Was credited with a sack of Michael Vick as he also forced fumble and recovered it on the same play in 34-34 finish vs. Atlanta (11/10) ... Started both postseason contests and had 15 tackles and a sack, which came in First-Round win over Cleveland (1/5/03).

2001 Started all 15 regular season games in which he appeared ... Matched tackle total from previous year with 72 total stops ... Added nine sacks, three forced fumbles, a fumble recovery and three passes defended ... Sack total tied for second on the team, along with Kendrell Bell, trailing only Jason Gildon's figure of 12 ... Posted seven tackles, a career-high four sacks and a pass defended in a 17-10 win at Tampa Bay (10/21) ... For his performance, was named AFC Defensive Player of the Week ... Had seven stops and a pair of sacks vs. Baltimore (11/4) ... In 47-14 win over Detroit (12/23), recorded a sack of Lions QB Mike McMahon in which he forced the ball loose and Jason Gildon recovered and returned it 27 yards for a TD ... Was inactive for finale vs. Cleveland (1/6/02) with a shoulder injury ... Returned for playoffs as he started both postseason contests, and compiled 11 tackles, a sack and three passes defended ... Initial sack of playoff career came in Divisional win over Baltimore (1/20/02) when he tackled Elvis Grbac for a 5-yard loss.

2000 Started all 16 games ... Posted 72 total tackles, 10.5 sacks, two forced fumbles, a fumble recovery, an interception and three passes defended ... Added one special teams tackle on the year ... Sack total ranked second on the squad, trailing only Jason Gildon's 13.5 ... In fact, the 24 sacks by the pair marked a Steelers single-season record for a tandem ... Recorded eight tackles, a season-high three sacks and a forced fumble in 15-0 win vs. Cincinnati (10/15) ... Tackled Scott Mitchell in the end zone on one of his sacks for the first safety of his career ... It also marked the third straight game in which accounted for a sack ... Collected a season-high 10 tackles, in addition to a pair of sacks, in a 9-6 win at Baltimore (10/29) ... Notched the first interception of his career the week afterwards at Tennessee (11/5) when he snared a Steve McNair pass ... The following week vs. Philadelphia (11/12), recovered a Stanley Pritchett fumble and returned it 32 yards for a touchdown.

1999 Played in 16 regular season games, all in a reserve role as a rookie ... On defense recorded 15 tackles, two sacks, two forced fumbles and a fumble recovery ... Had 15 stops on special teams as well, a figure which ranked fifth on the club ... Initial sack of NFL career came in debut, at Cleveland (9/12), when in addition to a sack, had a forced fumble of Tim Couch ... Was credited with a season-high four special teams tackles vs. Jacksonville (10/3) ... Had most productive performance of rookie campaign in season finale vs. Tennessee (1/2/00), when he recorded a season-best eight tackles ... Included in this total was a sack of Neil O'Donnell in which he forced a fumble, recovered it and returned it 46 yards for a touchdown.

COLLEGE

Was a four-year letterman at Colorado State (1995-98) ... Began his career as an H-Back before being moved to the defensive line for his junior season of 1997 ... In two seasons on defense, totaled 88 tackles, 28 stops for loss and 22 sacks ... As a senior, was a first-team All-Western Athletic Conference selection and a third-team All-America pick when he amassed 53 tackles and a school single-season record 15 sacks, the third-highest total in Division I-A that year ... Majored in exercise and sports science.

PERSONAL

Married (Christy) with two daughters, Jayla and Jasmine, and two sons, Joey, Jr. and Jacob ... Family resides in Bakersfield, Calif ... Was a two-time all-conference pick as a wide receiver and wingback at Foothills (Calif.) High School ... Lettered twice in both football and basketball ... Son of Debra Porter and Richard Hunter ... Has one brother and two sisters ... Has participated in the Dolphins' annual charity golf tournament, which benefits the Miami Dolphins Foundation ... Full name is Joey Eugene Porter, born March 22, 1977 in Kansas City, Mo.

JOEY PORTER'S NFL REGULAR SEASON STATISTICS

YEAR TEAM	GP	GS	TACKLES					INTERCEPTIONS					FUMBLES		
			TOT	SOLO	ASST	SK	YDS	NO	YDS	LG	TD	PD	FF	FR	YDS
1999 Pittsburgh	16	0	15	11	4	2.0	15.0	0	0	—	0	0	2	2	50
2000 Pittsburgh	16	16	72	49	23	10.5	60.5	1	0	0	0	3	2	1	32
2001 Pittsburgh	15	15	72	60	12	9.0	62.0	0	0	—	0	3	3	1	0
2002 Pittsburgh	16	16	89	73	16	9.0	56.0	4	153	84	0	8	2	2	6
2003 Pittsburgh	14	14	62	47	15	5.0	43.0	0	0	—	0	2	0	1	0
2004 Pittsburgh	15	15	63	45	18	7.0	51.0	1	3	3	0	7	3	0	0
2005 Pittsburgh	16	16	61	46	15	10.5	70.0	2	9	9	0	6	5	1	0
2006 Pittsburgh	14	14	64	43	21	7.0	45.0	2	49	42t	1	5	0	0	0
2007 Miami	16	15	65	56	9	5.5	27.5	2	19	14	0	5	1	0	0
NFL TOTALS	138	121	563	430	133	65.5	430.0	12	233	84	1	39	18	8	88

JOEY PORTER'S NFL PLAYOFF STATISTICS

YEAR TEAM	GP	GS	TACKLES					INTERCEPTIONS					FUMBLES		
			TOT	SOLO	ASST	SK	YDS	NO	YDS	LG	TD	PD	FF	FR	YDS
2001 Pittsburgh	2	2	11	6	5	1.0	5.0	0	0	—	0	3	0	0	0
2002 Pittsburgh	2	2	15	12	3	1.0	15.0	0	0	—	0	0	0	0	0
2004 Pittsburgh	2	2	9	6	3	1.0	4.0	0	0	—	0	1	0	0	0
2005 Pittsburgh	4	4	12	7	5	3.0	17.5	0	0	—	0	0	1	0	0
PLAYOFF TOTALS	10	10	47	31	16	6.0	41.5	0	0	—	0	4	1	0	0

ADDITIONAL STATS

Defensive Touchdowns: 1 fumble return (46 yards) in 1999, 1 fumble return (32 yards) in 2000, 1 interception return (42 yards) in 2006

Safeties: 1 in 2000

Special Teams Tackles: 15 in 1999, 1 in 2000 for total of 16

SINGLE-GAME HIGHS

Most Tackles:

- 10 at Baltimore, 10/29/00
- 10 vs. Oakland, 9/15/02

Most Sacks:

- 10 at Baltimore, 12/28/03
- 4 at Tampa Bay, 10/21/01
- 3 vs. Cincinnati, 10/15/00
- 3 vs. Oakland, 9/15/02
- 3 vs. New England, 10/31/04
- 3 at Cleveland, 12/24/05
- 2, eight times (last: at New England, 12/23/07)

ON THE ROAD AGAIN

The Dolphins will conclude the 2008 campaign with the arduous task of having to play four of their last five games on the road, with their only home contest during this stretch being a December 14 matchup with San Francisco. The 49ers game will be the Dolphins' only home game in the month of December. Never before in their history have the Dolphins had this many road games over the final five weeks of the regular season. In addition, only three times previously (1971, 1972, 1979) have the Dolphins only had one regular season home game in the month of December — all years when there were either three (1971, 1972) or two (1979) total games in the season's final month.

MATT ROTH

Defensive End



HEIGHT: 6-4
WEIGHT: 275
BORN: 10/14/82
COLLEGE: Iowa '05
ACQUIRED: D2, 2005
NFL: Fourth Season
DOLPHINS: Fourth Season

98



FINS FACT

At every level of football, Matt has always exhibited a great deal of intensity. He credits his brother and father for that. "I had an older brother and he always pushed me and my dad pushed me," Matt says. "Being competitive became second nature. I mean we get along great now, but we were always competing and the neighborhood kids were always outside. So instincts took over."

PRO CAREER

2007 Played in 13 games, including nine starts . . . Was inactive for three contests . . . Totaled 44 tackles, three sacks, a forced fumble and a pass defended . . . Sack total ranked third on the team and second among linemen . . . First sack of the year came vs. Oakland (9/30), when he established a season-high with six tackles . . . Added second sack vs. Giants in London (10/28), when he matched his season best figure for tackles . . . Also forced a fumble and batted down a pass in the Giants game . . . Sack and forced fumble occurred on the same play as he stripped Eli Manning of the ball and Jason Taylor recovered at the Dolphins' 49, leading to a field goal eight plays later . . . Sustained a groin injury in game vs. Buffalo (11/11) and was inactive each of the next two weeks and three of the next four . . . After first two games on the inactive list, returned for contest vs. N.Y. Jets (12/2) when he notched his third sack of the year . . . Opened finale vs. Cincinnati (12/30) - his first start since the injury - and collected four tackles.

2006 Played in all 16 games in a reserve role and saw his time expand in the Dolphins' rotating line scheme . . . Totaled 37 tackles, 3.5 sacks and three forced fumbles . . . Recorded a season-high five tackles vs. New England (10/8) . . . In 24-20 win over Minnesota (11/19), registered four tackles . . . Included in his total was a forced fumble of Chester Taylor in the fourth quarter that was recovered by Renaldo Hill and returned 48 yards for a touchdown, giving the Dolphins a 17-13 lead . . . Turned in the most productive game of his career the following week in Thanksgiving Day win at Detroit (11/23), when he notched two sacks and a forced fumble . . . With the Lions at the Dolphins' 25 in the fourth quarter, stripped the ball from Jon Kitna and Vonnie Holliday recovered . . . In 21-0 win over New England (12/10), collected three tackles, including 1.5 sacks, as the Dolphins held the Patriots to 189 total net yards . . . Also forced a fumble in the game.

ROTH QUICK HITS

CAREER TRANSACTIONS: Second-round draft choice (46th overall) of Miami in 2005, with a choice obtained from Kansas City in the Patrick Surtain deal.

PRO CAREER AT A GLANCE: Moved into starting role in his third season after serving as a key reserve his first two years. Matt has logged 45 games in his three seasons, and has shown a penchant for making plays as he has produced 7.5 sacks and four forced fumbles during that time.

2005 Played in all 16 games in a reserve role during his rookie season . . . Amassed 22 tackles, a sack, a fumble recovery and a pass defended . . . Posted a season-high six tackles vs. Kansas City (10/21) . . . Had most productive game of the season vs. N.Y. Jets (12/18) when he came up with his first NFL sack and the initial fumble recovery of his career . . . Scooped up a Cedric Houston fumble in the third quarter that was forced by Derrick Pope . . . Sack occurred in the fourth quarter when he tackled Brooks Bollinger for a 6-yard loss.

COLLEGE

Was a four-year letterman at Iowa (2001-04) who started his final two years . . . Opened 26 of the 50 games in which he played during his career and registered 167 tackles, 43 stops for loss, 30 sacks, eight forced fumbles and a fumble recovery . . . Was a first-team All-Big Ten selection and second-team All-America pick as a senior when he started all 12 games and posted 49 tackles, eight sacks and three forced fumbles . . . Was a first-team All-Big Ten pick as a junior as well when he was credited with career-high totals of 51 tackles, 16 stops for loss, 12 sacks and four forced fumbles . . . Ranked second in the Big Ten and 13th nationally, averaging 0.88 sacks per game . . . Had three sacks against Illinois, which tied a career high . . . Moved to defensive end from linebacker for his sophomore season . . . Despite starting only one game that year, recorded 48 tackles and 10 sacks . . . Established a career high with three sacks against Michigan State . . . Majored in health.

PERSONAL

Attended Willowbrook High School in Villa Park, Ill . . . Was a consensus All-America pick as a senior when he played linebacker and fullback . . . As a senior, compiled 161 tackles, four sacks, 23 stops for loss, 10 forced fumbles and a state-record 12 blocked kicks . . . Also lettered four times in wrestling, where he captured the state title as a senior with a record of 31-0 . . . Won school Academic Merit honors . . . Was the Illinois High School Athlete of the Year as a senior . . . Has participated in the Dolphins Golf and Fishing Tournaments, both of which benefit the Miami Dolphins Foundation . . . Has taken part in the team's annual turkey giveaway . . . Has spoken to at-risk kids in the Broward County Court System . . . Has taken part in events which benefit the Broward Partnership for the homeless and the Cooperative Feeding Program . . . Has participated in the Souper Bowl of Caring while having made visits to children's hospitals and VA hospitals . . . Also has been a part of the team's Junior Angler Fishing Clinic in which he taught kids from the Boys & Girls Clubs of Broward County how to fish . . . Has donated money to help resurrect the youth football program in his hometown of Villa Park, Ill . . . If he was not playing football, would probably be a fireman . . . Enjoys fishing in spare time . . . Lists "A Bronx Tale" as favorite movie, "Seinfeld" as favorite television show, and 3 Doors Down as favorite musical group . . . Full name is Matthew M. Roth, born October 14, 1982 in Villa Park, Ill.

MATT ROTH'S NFL REGULAR SEASON STATISTICS

YEAR TEAM	GP	GS	TACKLES					INTERCEPTIONS					FUMBLES		
			TOT	SOLO	ASST	SK	YDS	NO	YDS	LG	TD	PD	FF	FR	YDS
2005 Miami	16	0	22	15	7	1.0	6.0	0	0	-	0	0	0	1	0
2006 Miami	16	0	37	24	13	3.5	24.5	0	0	-	0	0	3	0	0
2007 Miami	13	9	44	35	9	3.0	17.0	0	0	-	0	1	1	0	0
NFL TOTALS	45	9	103	74	29	7.5	47.5	0	0	-	0	1	4	1	0


DOLPHINS BEFORE AND AFTER BYES

Since the NFL first instituted the open week in 1990, the Dolphins are 9-9 in games preceding the bye week, including a 13-10 loss to the Giants in London on October 28 of last year.

Miami owns an 11-8 record in games following a bye week, including a 13-10 loss to Buffalo on November 11 of last year at Dolphin Stadium. The Dolphins recorded victories in each of their first seven games following the bye and eight of their first nine.

SEAN RYAN

Tight End



HEIGHT: 6-5

WEIGHT: 260

BORN: 3/27/80

COLLEGE: Boston College '04

ACQUIRED: UFA, 2008 (NYJ)

NFL: Fifth Season

DOLPHINS: First Season

89



FINS FACT

Sean is an avid reader. In fact, during the offseason he reads on average about a book a week. He enjoys mostly fiction but will read any type of book. His love of reading started at an early age. His mother, Eileen, was a fifth grade teacher, and growing up Sean was not allowed to play video games but could read as much as he wanted. In particular, he likes novels written by Steve Berry and David Baldacci. He also enjoys reading sports biographies, and just recently completed Tony Dungy's autobiography "Quiet Strength."

PRO CAREER

2007 Played in 10 games with one start . . . Was inactive for six contests . . . Recorded three receptions for 46 yards . . . Also was credited with one kickoff return for 18 yards . . . Entire receiving total came in game at Cincinnati (10/21) when he started in place of the injured Chris Baker (back) . . . Caught a career-long 22-yard pass from Chad Pennington on the Jets' first offensive play of the game, setting up a 57-yard TD pass from Pennington to Laveranues Coles two plays later . . . Had a 22-yard reception in the third quarter as well, which was part of a Jets scoring drive that resulted in a field goal.

2006 Played in 16 games with three starts for the Jets after being acquired from Dallas just prior to the regular season . . . Recorded six receptions for 44 yards . . . First NFL reception came on a 10-yard grab from Chad Pennington in opener at Tennessee (9/10) . . . That marked the first of two straight games in which he would catch a pass and three of the first four . . . Saw action in a reserve role in First-Round Playoff game at New England (1/7/07).

2005 Missed the entire preseason with a sprained foot . . . After spending the first 10 games of the regular season on the practice squad, went on to appear in three contests with one start . . . Was inactive for three games . . . Did not have any receptions.

RYAN QUICK HITS

CAREER TRANSACTIONS: Signed a one-year contract with the Dolphins as an unrestricted free agent from the Jets on February 29, 2008 . . . Originally was a fifth-round draft choice (144th overall) of Dallas in 2004 . . . Was waived by the Cowboys on September 6, 2004 and then signed to the team's practice squad on September 8 . . . Was activated to the 53-man roster on November 24, 2004 . . . Was released by the Cowboys on September 3, 2005 . . . Was signed to Dallas' practice squad on September 4 before being activated to the 53-man roster on November 23, 2005 . . . Was traded to the Jets on August 31, 2006 in exchange for an undisclosed draft pick.

PRO CAREER AT A GLANCE: Split time between the practice squad and 53-man roster of the Dallas Cowboys over his first two NFL seasons. In Sean's two-year stint with the Jets, he had more opportunities at the tight end position, totaling nine receptions for 90 yards.

2004 Played in six games with one start as a rookie . . . Did not have any receptions . . . Spent the first 10 games of the year on the Cowboys' practice squad.

COLLEGE

Was a four-year letterman at Boston College (2000-03) . . . Began his career with the Eagles as a defensive end before being moved to tight end for his sophomore season . . . Finished with 75 receptions for 950 yards and 12 touchdowns . . . Had his most productive season as a senior in 2003 when he caught 35 passes for 447 yards and six scores. . . His reception total that year was the most by a Boston College tight end since 1994 when Pete Mitchell had 55 catches . . . Was a second-team All-Big East choice as a junior when he tallied 23 receptions for 280 yards and three TDs . . . As a freshman defensive end in 2000, started six games and collected 29 tackles, including a sack . . . Majored in history.

PERSONAL

Married (Liz) with a daughter, Emmie . . . Attended St. Joseph's High School in Buffalo, N.Y., where he lettered in football, basketball and lacrosse . . . Earned all-state honors as a senior in football . . . Participated in numerous community events in both Dallas and New York . . . With the Cowboys, took part in the United Way's Hometown Huddle Meals on Wheels, a program which served a Thanksgiving meal to 300 men and women . . . Also participated in a Bowl-A-Thon to benefit Spina Bifida . . . With the Jets, made hospital visits while also taking part in events that stressed nutrition and helped to combat hunger . . . Born March 27, 1980 in Buffalo, N.Y.

SEAN RYAN'S NFL REGULAR SEASON STATISTICS

YEAR	TEAM	GP	GS	RECEIVING					RUSHING				
				NO.	YDS.	AVG.	LG	TD	ATT.	YDS.	AVG.	LG	TD
2004	Dallas	6	1	0	0	—	—	0	0	0	—	—	0
2005	Dallas	3	1	0	0	—	—	0	0	0	—	—	0
2006	N.Y. Jets	16	3	6	44	7.3	10	0	0	0	—	—	0
2007	N.Y. Jets	10	1	3	46	15.3	22	0	0	0	—	—	0
NFL TOTALS		35	6	9	90	10.0	22	0	0	0	—	—	0

SEAN RYAN'S NFL PLAYOFF STATISTICS

YEAR	TEAM	GP	GS	RECEIVING					RUSHING				
				NO.	YDS.	AVG.	LG	TD	ATT.	YDS.	AVG.	LG	TD
2006	N.Y. Jets	1	0	0	0	—	—	0	0	0	—	—	0

ADDITIONAL STATS

Kickoff Returns: 1 for 18 yards in 2007

SINGLE-GAME HIGHS

Most Receptions: 3 at Cincinnati, 10/21/07
Most Receiving Yards: 46 at Cincinnati, 10/21/07
Longest Reception: 22 at Cincinnati, 10/21/07

WHAT A RUSH

The Dolphins have fielded one of the top pass rushing teams in the NFL year in and year out over the past decade. From 1998-2007, the Dolphins totaled 422 sacks, a figure that is tied with Pittsburgh for third-best in the NFL during this time, trailing only the Giants (424) and St. Louis (423). Over this 10-year period, the Dolphins have had nine individual double-digit sack seasons, including six by Jason Taylor, two by Trace Armstrong and one by Adewale Ogunleye. In fact, Armstrong led the AFC in sacks in 2000 with 16.5, Taylor led the NFL in 2002 with 18.5 while Ogunleye topped the AFC in 2003 with 15.

SAMSON SATELE

Center

64



HEIGHT: 6-3
WEIGHT: 300
BORN: 11/29/84
COLLEGE: Hawaii '07
ACQUIRED: D2b, 2007
NFL: Second Season
DOLPHINS: Second Season



FINS FACT

Samson has a true appreciation for music. He gained this while growing up in Kailua, Hawaii, as his father, Faalata, was in a band from the time Samson was about six years old. When Samson got old enough, he would accompany his father and the rest of the band to as many of the performances as he could attend. Now, Samson plays a little on the bass, piano and ucalali. Someday, he would like to start his own production company.

PRO CAREER

2007 Started all four preseason games and all 16 regular season contests at center . . . When he started regular season opener at Washington (9/9), he became the first Dolphins rookie to start at center on opening day . . . He went on to become just the second rookie to start a game at center for the Dolphins in the regular season, joining Jeff Uhlenhake, who opened the final 15 contests of his rookie season of 1989 . . . Was the first Dolphins rookie offensive lineman to start all 16 games since LT Wade Smith in 2003, and just the fourth overall in franchise history to start every regular season game, joining Smith, Todd Wade (16 at RT in 2000) and Richmond Webb (16 at LT in 1990) . . . In addition, became just the fourth NFL rookie over the past 10 seasons (1998-2007) to start every game at center joining New England's Damien Woody (1999), Arizona's Alex Stepanovich (2004) and the Jets' Nick Mangold (2006) . . . Participated in every offensive snap in 15 of 16 regular season contests, missing only a majority of the second half of a week five game at Houston (10/7) with a neck injury . . . Was an all-rookie selection by several media outlets.

SATELE QUICK HITS

CAREER TRANSACTIONS: Was the second of two second-round draft choices (60th overall) of the Dolphins in 2007, with a choice obtained from New England as part of the Wes Welker trade . . . Was the ninth offensive lineman taken overall and the second true center, behind only USC's Ryan Kili, tabbed by Carolina with the 59th overall pick.

PRO CAREER AT A GLANCE: Has been part of the Dolphins' starting offensive line since the moment he stepped on the practice field for the first time in training camp of his rookie season. Samson is the only rookie in Dolphins history to start every regular season game at center.

COLLEGE

Was a four-year letterman at Hawaii (2003-06) . . . Opened each of the 53 games in which he played during his career, as that streak was the longest among active players in college football in 2006 . . . Started all 12 games at center as a senior when he served as a team tri-captain and was a first-team All-Western Athletic Conference selection . . . Helped spearhead an offense that led the nation in total offense (559.21 ypg), passing offense (441.29 ypg) and scoring (46.86 ppg) . . . Opened all 12 games at left guard his junior year when he was a first-

team All-WAC pick . . . That year, Hawaii ranked second in the nation in passing offense (384.25 ypg) and 11th in total offense (476.17 ypg) . . . Started all 13 games as a sophomore, including 10 at left guard and three at center . . . The first start of his collegiate career came at left tackle while the final 13 starts of his freshman season of 2003 were at left guard, as he garnered second-team all-conference accolades . . . Redshirted as a true freshman in 2002 . . . Majored in sociology.

PERSONAL

Attended Kailua (Hawaii) High School where he was a first-team all-state offensive lineman as a senior . . . Lettered three times in basketball and three times in track, where he performed in the shot put and the discus . . . Was named the school's athlete of the year as a junior in 2000-01 . . . Son of Norine and Faalata Satele . . . Is the nephew of former University of Hawaii and San Diego Chargers linebacker Alvis Satele and former Hawaii volleyball player Lee Ann Pestana . . . Cousins, defensive end Melila Purcell (2003-06) and guard Hercules Satele (2004-07), also played football at Hawaii and were teammates of Satele . . . Has not cut his hair since first enrolling at Hawaii in 2002 . . . Lists "Braveheart" as favorite movie, Brian McKnight as favorite recording artist and the WWE as favorite television show . . . Full name is Samson H. Satele, born November 29, 1984 in Kailua, Hawaii.

SAMSON SATELE'S NFL REGULAR SEASON STATISTICS


GAMES/STARTS: 2007: 16/16

JUSTIN SMILEY

Guard



HEIGHT: 6-3
WEIGHT: 310
BORN: 11/11/81
COLLEGE: Alabama '05
ACQUIRED: UFA, 2008 (S.F.)
NFL: Fifth Season
DOLPHINS: First Season



65

FINS FACT

Justin grew up in the Southeast Georgia town of Ellabell with a population of about 2,500. Nevertheless, his mother, Terri White, drove him 30 miles each way so that he could attend Southeast Bulloch High School in Brooklet, Ga., the same school where his mother, his grandparents and all of his cousins went. The school had a total enrollment of about 450 when Justin was there, and he is the only player in school history to have received a football scholarship to a Division I-A school. In fact, in 2006, the school retired his #78 jersey.

PRO CAREER

2007 Started the first eight games of the year at right guard . . . Sustained a right shoulder injury in game at Atlanta (11/4) and was placed on injured reserve on November 8 . . . In the eight games that Smiley started, the 49ers averaged 4.2 yards per rush attempt.

2006 Started all 16 games at right guard . . . Key part of a line that led a running game which ranked third in the NFC and sixth in the NFL, as it averaged 135.8 yards per outing . . . In addition, average per rush attempt of 4.9 was second-best in the NFC and in the NFL . . . Unit led the way for Frank Gore, who topped the NFC with 1,695 yards rushing and eight TDs on 312 attempts, as he set a 49ers' single-season rushing record . . . Gore's total included a franchise single-game record of 212 yards rushing in a 20-14 win over Seattle on November 19 . . . As a team, San Francisco surpassed the 100-yard rushing plateau 11 times on the season while they eclipsed the 200-yard mark twice . . . In addition, the 49ers allowed only 35 sacks on the season, while they did not yield one in four games and permitted just one on three occasions.

2005 Opened all 16 contests at left guard . . . Along with RT Kwame Harris, was one of only two 49ers offensive players to start every game at the same position in '05 . . . Part of a line that helped pave the way for rookie running back Frank Gore to amass a rushing average of 4.8 yards per carry, as he was the NFL's third-leading rusher among rookies with 608 yards and three TDs on 127 attempts, despite missing two games . . . In game at Tennessee (11/27), made a touchdown saving tackle of Titans LB Keith Bulluck at the 7-yard line following an interception, forcing Tennessee into settling for a field goal four plays afterward.

2004 Started nine of the 16 games in which he played at right guard as a rookie . . . Initial start of NFL career came in week three contest at Seattle (9/26), the first of nine straight games in which he would start . . . The 49ers produced a minimum of 317 total net yards in five of his nine starts, including a high of 448 yards in a 31-28 overtime win over Arizona (10/10).

SMILEY QUICK HITS

CAREER TRANSACTIONS: Signed a five-year contract with the Dolphins as an unrestricted free agent from San Francisco on March 1, 2008 . . . Originally a second-round draft choice (46th overall) of San Francisco in 2004, the sixth offensive lineman selected overall in the draft.

PRO CAREER AT A GLANCE: Has been a starter since his rookie season of 2004 with the 49ers. Over Justin's four NFL seasons, he has gone on to play in 56 games with 49 starts, at both left and right guard, including all 16 in 2005 and 2006. In fact, of the top six offensive linemen taken in the 2004 draft, his number of starts ranks third among that group.

COLLEGE

Was a three-year letterman (2001-03) at Alabama . . . Started 36 games over those three seasons and did not allow a sack . . . Was a two-time recipient of the team's Sylvester Croom Commitment to Excellence Award and won the Mal Moore Leadership Award in his final year . . . Was a consensus first-team All-Southeastern Conference selection in 2003 when he opened every game at left guard . . . Redshirted as a true freshman in 2000 . . . Entered the draft with one year of eligibility still remaining . . . Holds the school weight room record in hang clean with a 415-pound lift . . . Majored in criminal justice.

PERSONAL

Married to, Missy, a former San Francisco 49ers cheerleader . . . Couple has a son, Justin Jr . . . Attended Southeast Bulloch High School in Brooklet, Ga., where he lettered as a defensive lineman . . . Cousin, Dusty Ziegler, was an offensive lineman at Notre Dame and then went on to a career in the NFL with Buffalo and the Giants . . . Is an avid outdoorsman, enjoys hunting, fishing and camping in spare time . . . Also took up playing the drums last year . . . Full name is Justin Smiley, born November 11, 1981 in Ellabell, Ga.

JUSTIN SMILEY'S NFL REGULAR SEASON STATISTICS

GAMES/STARTS: 2004: 16/9, 2005: 16/16, 2006: 16/16, 2007: 8/8 **NFL TOTALS:** 56/49

DOLPHINS AT HOME AGAINST DOMED TEAMS

In their history, the Dolphins own a 34-13 (.723) record at home in regular season games against teams which play their home games indoors. The last time they faced a team who plays its home game indoors in South Florida was November 19, 2006 when they recorded a 24-20 victory over the Minnesota Vikings.

KELVIN SMITH

Linebacker

58



HEIGHT: 6-2
WEIGHT: 240
BORN: 3/20/84
COLLEGE: Syracuse '07
ACQUIRED: D7a, 2007
NFL: Second Season
DOLPHINS: Second Season



FINS FACT

Kelvin would like to open a Recreation Center in his hometown of Spring Valley, New York. He hopes for it to be a place, not only where kids can go to play sports, but also to learn about life. "Having grown up there, I know there is not much there," Kelvin said. "I want to be able to open up different opportunities for them, whether it be music or computers, and develop more of a cultural background." Kelvin has a sincere interest in the well-being of kids. In fact, while he was at Syracuse University, he had his own leadership group in which he met with local kids, ages 11-12 years old, twice a week, and just taught them different things that would help them in their life goals.

PRO CAREER

2007 After spending games 2-12 on the practice squad, saw action in the final four contests in a reserve role . . . Recorded one tackle, which came in finale vs. Cincinnati (12/30) . . . In preseason, finished fourth on the team with 14 tackles while also recovering a fumble . . . Added one stop on special teams.

COLLEGE

Was a four-year letterman at Syracuse (2003-06) . . . Started 45 of the 46 games in which he played for the Orange . . . Totaled 325 tackles, 21.5 stops for loss, 5.5 sacks, five interceptions, four forced fumbles and two fumble recoveries . . . Put together career-high figures of 115 tackles and 2.5 sacks his senior season . . . Also had an interception, as well as a pair of forced fumbles and fumble recoveries . . . In addition, blocked a field goal . . . Tackle total ranked second in the Big East . . . Played in the East-West Shrine Game following his senior season where he captained the East squad . . . Returned an interception 22 yards for a touchdown against Buffalo his sophomore season . . . Was a Big East Conference All-Freshman team pick and a third-team Freshman All-America selection in 2003 when he started 11 of the 12 games in which he played and tallied 68 tackles, six stops for loss, a sack, an interception and three passes defended . . . Earned dual degrees in sports management and African-American studies.

SMITH QUICK HITS

CAREER TRANSACTIONS: Was the first of three seventh-round draft choices of the Dolphins (219th overall) in 2007 . . . Was waived on September 7 and then signed to the practice squad on September 11 . . . Was activated to the 53-man roster on December 4.

PRO CAREER AT A GLANCE: Began rookie season on the Dolphins' practice squad before spending the final quarter of the year on the 53-man roster, where a majority of his playing time came on special teams.

PERSONAL

Attended North Rockland High School in Thiells, N.Y. . . . Played defensive end, linebacker and fullback in his prep career and as a senior registered 150 tackles and six interceptions, while also rushing for 700 yards and seven touchdowns . . . Also lettered in track and basketball . . . Son of Kelvin Smith, Sr. and Felicia Avery . . . Is the nephew of former Syracuse linebacker and current Tennessee Titan Keith Bulluck . . . Godfather is former Pro Bowl linebacker Seth Joyner . . . This past offseason, took classes at Stanford University as part of the NFL's Business Management and Entrepreneurial Program . . . Enjoys cooking, listening to music and watching movies in spare time . . . Growing up, was a fan of the New York Yankees and Pittsburgh Steelers . . . Lists "New Jack City" as favorite movie, "Martin" as favorite television show, Jay-Z as favorite recording artist and "The Outsider" as favorite book . . . Full name is Kelvin Vincent Smith, born March 20, 1984 in Spring Valley, N.Y.

KELVIN SMITH'S NFL REGULAR SEASON STATISTICS

YEAR TEAM	GP GS	TACKLES					INTERCEPTIONS					FUMBLES		
		TOT	SOLO	ASST	SK	YDS	NO	YDS	LG	TD	PD	FF	FR	YDS
2007 Miami	4 0	1	0	1	0.0	0.0	0	0	-	0	0	0	0	0

PAUL SOLIAI

Defensive End



HEIGHT: 6-4
WEIGHT: 355
BORN: 12/30/83
COLLEGE: Utah '07
ACQUIRED: D4, 2007
NFL: Second Season
DOLPHINS: Second Season

96

FINS FACT

As a youngster growing up in Pago Pago, American Samoa, Paul enjoyed playing rugby. He participated in the sport during his summers in college, primarily to keep up his conditioning.

PRO CAREER

2007 As a rookie, played in eight games, all in a reserve role . . . Dressed but did not play in four and was inactive for four contests . . . Registered three tackles on the year . . . Did not see action over the final four contests, the last three of which he was inactive.

COLLEGE

Was a two-year letterman at Utah (2005-06) . . . Played in 24 games with 12 starts and collected 40 tackles, five stops for loss, 3.5 sacks, four passes defended, a forced fumble and

SOLIAI QUICK HITS

CAREER TRANSACTIONS: Was a fourth-round draft choice (108th overall) of the Dolphins in 2007.

PRO CAREER AT A GLANCE: Paul saw limited action in his rookie season, with a majority of his playing time coming over the first half of the year, during which time he played in seven of eight games.

PERSONAL

Attended Nuuuuli Poly-Tech in Pago Pago, American Samoa . . . Lettered in football, basketball, soccer and volleyball . . . In football, played linebacker and served as team captain . . . Is one of eight children of Florence Levao, who played softball at San Francisco State . . . Stepfather is the Reverend Foto Levao . . . Full name is Paul Fuapapa Soliai, born December 30, 1983 in Orange County, Calif.

YEAR TEAM		GP	GS	TACKLES					INTERCEPTIONS					FUMBLES		
				TOT	SOLO	ASST	SK	YDS	NO	YDS	LG	TD	PD	FF	FR	YDS
2007	Miami	8	0	3	3	0	0.0	0.0	0	0	-	0	0	0	0	0

YEAR TEAM		GP	GS	TACKLES					INTERCEPTIONS					FUMBLES			
				TOT	SOLO	ASST	SK	YDS	NO	YDS	LG	TD	PD	FF	FR	YDS	
2007	Miami	8	0	3	3	0	0.0	0.0	0	0	-	0	0	0	0	0	0

94



HEIGHT: 6-3
WEIGHT: 305
BORN: 12/14/83
COLLEGE: Maryland '05
ACQUIRED: UFA, 2008 (Tenn.)
NFL: Fifth Season
DOLPHINS: First Season



Randy chose to attend the University of Maryland over Penn State because he thought that going to Maryland would improve the chances that his father, Randolph, Sr., and his mother, Beverly, would be able to attend all of his games. In his three years with the Terps, they did not miss a single game he played. During his first two seasons, they drove to most of his road games, sometimes leaving on Thursdays to make it in time to see their only son play. In his final season, they flew to all of the Terps' road games. In Starks' first four NFL seasons, his parents did not miss a Titans home game.

2007 Played in 14 games with four starts . . . Was inactive for two games . . . Totaled 39 tackles and a fumble recovery . . . In Monday night game at New Orleans (9/24), recovered a Drew Brees fumble at the Titans' 49 in the fourth quarter that was forced by Travis LaBoy . . . The turnover resulted in a Tennessee touchdown 10 plays later, giving them a 24-14 lead as

they went on for a 31-14 win . . . Notched a career-high 10 tackles vs. Jacksonville (11/11) as he tied for the team lead that day . . . Saw action as a reserve in First-Round Playoff game at San Diego (1/6/07) . . . Recorded two tackles.

2006 Appeared in all 16 games including eight starts . . . Collected 56 tackles, three sacks and two fumble recoveries . . . Posted a season-high six tackles in opener vs. N.Y. Jets (9/10) . . . In addition, recovered a Chad Pennington fumble at the Jets' 1 in the fourth quarter that led to a touchdown on the next play from scrimmage, and along with the two-point conversion tied the game at 16 apiece . . . Matched that tackle total the following week at San Diego (9/17) . . . In game at Philadelphia (11/19) recovered a Jeff Garcia fumble and returned it 26 yards before lateraling to Keith Bulluck, who went the final 16 yards for a touchdown in the Titans' 31-16 victory . . . Registered first full sack of the season at Houston (12/10), his first of 2.5 sacks over a three-week span.

2005 Started all 16 games for the Titans . . . Accounted for 78 tackles and three sacks . . . Had eight tackles and a half sack vs. Baltimore (9/18) as the Titans held the Ravens to just 14 yards rushing on 13 attempts in a 25-10 win . . . First full sack of the season came the following week at St. Louis (9/25) . . . Matched his season-high total for tackles with eight in a 13-10 victory over Houston (12/11) as the Titans limited the Texans to 234 yards of total offense . . . In Christmas Eve game at Miami (12/24), registered seven tackles and 1.5 sacks, the second time in his career he accounted for more than one sack in a game.

2004 As a rookie, played in 14 games with eight starts . . . Was inactive for two contests . . . Totaled 53 tackles, 4.5 sacks, a forced fumble, two fumble recoveries and a pass defended . . . Also blocked a field goal on special teams . . . Sack total led all NFL rookie defensive tackles while the figure ranked second overall among AFC rookies, trailing only Kansas City DE Jared Allen (9.0) . . . The total also was good for fourth on the team . . . Made NFL debut, in a reserve role, in opener at Miami (9/11) when he was credited with three tackles, including a 7-yard sack of A.J. Feeley in the Titans' 17-7 win as they held the Dolphins to 263 yards of total offense . . . Was then inactive for each of the next two games . . . Made first start of NFL career vs. Cincinnati (10/31) when he tallied five tackles and a half-sack in the Titans' 27-20 victory as they held the Bengals to 274 yards of total offense . . . Had five tackles, a sack and a forced fumble vs. Chicago (11/14) . . . Accounted for six tackles, including a career-high two sacks, at Houston (11/28) when he dropped David Carr twice for 16 yards . . . In addition, blocked a Kris Brown 41-yard field goal attempt as time expired in the first half . . . The following week at Indianapolis (12/5), established a season high with seven tackles, while also recovering a Peyton Manning fumble . . . Matched that season-high tackle total the week afterwards vs. Kansas City (12/13) when he also recovered a Trent Green fumble at the Chiefs' 17 in the fourth quarter which led to a Titans field goal four plays later.

STARKS QUICK HITS

CAREER TRANSACTIONS: Signed a five-year contract with the Dolphins as an unrestricted free agent from Tennessee on March 1, 2008 . . . Originally was the first of two third-round draft choices of the Titans (71st overall) in 2004, with a selection obtained from Houston in a draft-day trade.

PRO CAREER AT A GLANCE: Has started a minimum of four games in each of his first four NFL seasons, including all 16 in 2005. Overall, Randy has played in 60 games with 36 starts and has totaled 10.5 sacks, all of which came over his first three seasons.

COLLEGE

Was a three-year letterman at Maryland (2001-03) who played in 38 games with 28 starts in his career for the Terps . . . Amassed 201 tackles, 17.5 sacks and 34 stops for loss during that time . . . Also forced three fumbles, recovered two fumbles and knocked down nine passes . . . Was a first-team All-Atlantic Coast Conference pick in his final season of 2003 when he started every game and posted 73 tackles, 14.5 stops for loss and 7.5 sacks . . . Also opened every contest as a sophomore in '02 when he tallied 93 tackles, 12.5 stops for loss and 6.5 sacks as he was a second-team All-ACC selection . . . Left school with one year of eligibility still remaining . . . Majored in family studies.

PERSONAL

Single with a son, Trey . . . Attended Westlake High School in Waldorf, Md . . . Played both offensive and defensive tackle, and was regarded as one of the top lineman coming out of high school his senior year . . . Earned three letters in basketball and finished his prep career with

1,011 points and 682 rebounds . . . Was named Southern Maryland's Basketball Player of the Year by Washington Post as a senior, helping the team to finish with a 23-3 record as they played in the state championship game . . . Also was the leading scorer and rebounder in Southern Maryland as junior . . . Spent most of the first five years of his life in Germany . . . His father, Randolph, served more than 20 years in the U.S. Army and was stationed in Germany before being re-deployed to Ft. Belvoir, Va . . . Would like to teach in elementary school after football career . . . In April 2007, hosted his first football camp at Suitland (Md.) High School, which is not far from the University of Maryland and his home of Waldorf . . . Lists "Friday After Next" as favorite movie, "Martin" as favorite television show, "The Diplomats" as favorite recording artist, Denzel Washington as favorite actor and his mother's meatloaf as favorite food . . . Full name is Randolph Starks Jr., born on December 14, 1983 in Petersburg, Va.

RANDY STARKS' NFL REGULAR SEASON STATISTICS

YEAR TEAM	GP GS	TACKLES					INTERCEPTIONS					FUMBLES		
		TOT	SOLO	ASST	SK	YDS	NO	YDS	LG	TD	PD	FF	FR	YDS
2004 Tennessee	14 8	53	28	25	4.5	36.0	0	0	-	0	1	1	2	0
2005 Tennessee	16 16	78	40	38	3.0	24.0	0	0	-	0	0	0	0	0
2006 Tennessee	16 8	56	36	20	3.0	19.0	0	0	-	0	0	0	2	26
2007 Tennessee	14 4	39	21	18	0.0	0.0	0	0	-	0	0	0	1	0
NFL TOTALS	60 36	226	125	101	10.5	79.0	0	0	-	0	1	1	5	26

RANDY STARKS' NFL PLAYOFF STATISTICS

YEAR TEAM	GP GS	TACKLES					INTERCEPTIONS					FUMBLES		
		TOT	SOLO	ASST	SK	YDS	NO	YDS	LG	TD	PD	FF	FR	YDS
2007 Tennessee	1 0	2	1	1	0.0	0.0	0	0	-	0	0	0	0	0

ADDITIONAL STATS

Blocked Kicks: 1 FG in 2004

SINGLE-GAME HIGHS

Most Tackles: 10 vs. Jacksonville, 11/11/07
Most Sacks: 2 at Houston, 11/28/04
1.5 at Miami, 12/24/05

DUAL 100-YARD RECEIVING GAMES

In the 42-year history of the franchise, the Dolphins have had 18 dual 100-yard receiving games, 20 including playoffs. The most frequent duo has been Mark Clayton and Mark Duper, who combined for four dual 100-yard receiving games. Overall, Clayton was part of eight such games while Duper was in seven. The most recent game in which the Dolphins had two receivers attain the 100-yard mark occurred on November 25, 2001 when Oronde Gadsden accumulated 118 yards on eight receptions and Chris Chambers totaled 101 yards and two scores on five catches against the Bills at Ralph Wilson Stadium. It marked the third time that Gadsden had been a part of a dual 100-yard receiving game, with the first two occasions coming in 1999. The Dolphins are 8-10 in regular season games when they have had a pair of 100-yard receivers and 9-11 overall, including playoffs.


DUAL 100-YARD RUSHING GAMES

In their 42-year history, the Dolphins have had four dual 100-yard rushing games. Two of these were accounted for by the tandem of Larry Csonka and Jim Kiick (both in 1971). The most recent game in which the Dolphins have had two runners reach the 100-yard plateau occurred on October 5, 1975 at Green Bay when Mercury Morris rushed for 125 yards on 31 attempts, while Don Nottingham ran for 102 yards and three touchdowns on 21 carries. The Dolphins are 4-0 in games when they have had a pair of 100-yard rushers.

JASON TAYLOR

Defensive End

99



HEIGHT: 6-6
WEIGHT: 255
BORN: 9/1/74
COLLEGE: Akron '97
ACQUIRED: D3a, 1997
NFL: 12th Season
DOLPHINS: 12th Season



FINS FACT

Jason has participated in numerous off-field events and charities throughout his NFL career. But the one that undoubtedly touched him the most was in May of 2003 when he and Zach Thomas visited various military bases throughout Germany, as part of a USO/NFL Tour. "It was one of the most unbelievable things I've done in my life," Taylor said. "It was a very emotional trip, really touching, sometimes tearjerking." After witnessing some of the things that he did, Taylor found a new perspective on the game that he plays for a living. "Football is like chess, not war," Taylor said. "What we do is a game. My job is important to a point. If I make a mistake or don't do my job, it's a touchdown for the other team. If they don't do their jobs, somebody gets killed. What these young men and women do is life and death. Nobody's dead if I make a mistake."

PRO CAREER

2007 Started all 16 games at one defensive end spot, the only Dolphins defensive lineman and one of only two on defense (CB Will Allen) to open every contest in '07 . . . Registered 56 tackles, 11 sacks, an interception, four forced fumbles, three fumble recoveries and four passes defended . . . Was the lone Dolphin voted to the AFC Pro Bowl squad . . . His sack total ranked seventh in the AFC and 13th in the NFL . . . It represented the third year in a row and the sixth time in 12 seasons that he reached the double-digit sack plateau . . . Three opponents' fumble recoveries tied for first in the AFC and third in the NFL . . . All three of his recoveries led to a Dolphins score, totaling 17 points (2 TDs, 1 FG) . . . Had three games with two sacks, including contests at Houston (10/7), vs. N.Y. Jets (12/2) and vs. Baltimore (12/16) . . . In fact, of his 11 sacks on the year, six came over the final six contests . . . Sack in opener at Washington (9/9) gave him 107 in his career and moved him past Trace Armstrong into 17th on the NFL's all-time list . . . The Texans game marked the 119th straight game in which he had started and played . . . It moved him past Richmond Webb (118) for the longest games started streak in club history while he surpassed Webb into fourth on the team's all-time chart

TAYLOR QUICK HITS

CAREER PRO BOWL SELECTIONS: 6 (2000, 2002, 2004, 2005, 2006, 2007)

CAREER TRANSACTIONS: Was the first of four third-round draft choices (73rd overall) of the Dolphins in 1997 . . . Signed a six-year contract through the 2006 season on July 23, 2001 . . . Signed a three-year contract extension through the 2009 season on March 2, 2004.

PRO CAREER AT A GLANCE: A veteran of 11 NFL seasons who has played in 172 league games, including 169 starts. Taylor enters 2008 having started and played in 130 straight regular season contests and has not missed a game since the 1999 season. Is the owner of numerous Dolphins career marks, including consecutive games played (130), consecutive games started (130), sacks (117), opponents' fumble recoveries (26), fumble returns for touchdowns (5), defensive touchdowns (8) and interceptions by a defensive lineman (7). He has notched six double-digit sack seasons, all of which have come over the last eight years. His career sack total ranks 14th on the NFL's all-time list.

for consecutive games played . . . Also had a forced fumble on one of his sacks in the contest, which was recovered by Rodrique Wright and led to a Jay Feely field goal seven plays later . . . Sack at Cleveland (10/14) was the 110th of his career as he overtook Greg Townsend for sole possession of 15th on the NFL's all-time list . . . Also recovered a Jason Wright fumble in the game, leading to a 4-yard TD pass from Cleo Lemon to David Martin four plays later . . . The following week vs. New England (10/21), picked off a Matt Cassel pass and went 36 yards for a touchdown . . . It was the seventh interception of his career as he set the club's all-time record for interceptions by a lineman, which he had shared with Kim Bokamper . . . In addition, it was his eighth career touchdown, setting a new standard for NFL linemen (since 1970), as he had been tied with George Martin . . . It was his third career interception return for a touchdown, tying him with Dick Anderson and Terrell Buckley for second on the Dolphins' all-time list, trailing only Zach Thomas (4) . . . Pounced on an Eli Manning fumble against Giants in London (10/28), leading to a Feely field goal eight plays afterward . . . Two sacks vs. N.Y. Jets (12/2) gave him 114 for his career as he moved past Sean Jones into 14th on the NFL's career chart . . . Contest at Buffalo (12/9) was the 169th of his career in the regular season, moving him past Zach Thomas into first on the team's all-time chart for games played among defensive players . . . Also in the Bills game, recovered a Marshawn Lynch fumble at the Buffalo 31, leading to a Samkon Gado 20-yard TD run three plays later . . . In addition to recording a pair of sacks, blocked a Matt Stover 50-yard field goal attempt in 22-16 overtime win over Baltimore (12/16) . . . Contest at New England (12/23), in which he had a sack among a season-high seven tackles, was the 129th straight league game in which he had played, moving him past Jim Langer into first on the Dolphins' all-time list . . . Finale vs. Cincinnati (12/30) marked his 169th start in the regular season, moving him past Thomas into first for games started among Dolphins defensive players . . .

PRO BOWL: Was selected to the AFC Pro Bowl squad following the 2007 season, the sixth such honor of his career . . . He was also picked as an AFC All-Star following the 2000, 2002, 2004, 2005 and 2006 seasons . . . He did not play in the game following the 2007 season because of a foot injury . . . Taylor's six selections are second-most among Dolphin defenders all-time, trailing only the seven by LB Zach Thomas:

MOST PRO BOWL SELECTIONS AMONG DOLPHIN DEFENDERS

PLAYER	POS.	YEARS WITH TEAM	SELECTIONS	SEASONS SELECTED
1. Zach Thomas	LB	1996-2006	7	1999-2003, 2005-06
2. JASON TAYLOR	DE	1997-2007	6	2000, 2002, 2004-07
Jake Scott	S	1970-75	5	1971-75
Bob Baumhower	DT	1977-86	5	1979, 1981-84
John Offerdahl	LB	1986-93	5	1986-90

PLAYER OF THE WEEK/MONTH: In his career, Taylor has been named AFC Defensive Player of the Week on seven occasions, including at least once each year from 2002-06 . . . He also has been cited as AFC Defensive Player of the Month on three occasions, including twice in 2002 and once in 2006 . . . In fact, since the Player of the Week Award was first instituted by the NFL in 1984, Taylor is the only player to win Defensive Player of the Week accolades in five straight seasons . . . In addition, his seven weekly awards are tied for the fifth-most by a defensive player over this span:

MOST DEFENSIVE PLAYER OF THE WEEK AWARDS

(First awarded in 1984)

PLAYER, POS.	YEARS	TEAM(S)	NO.
1. Chris Doleman, DE	1985-99	Minn.,Atl.,S.F.	9
Bruce Smith, DE	1985-2003	Buffalo,Washington	9
Lawrence Taylor, LB	1981-93	N.Y. Giants	9
4. Derrick Thomas, LB	1989-99	Kansas City	8
5. JASON TAYLOR, DE	1997-2007	MIAMI	7
Cornelius Bennett, LB	1987-99	Buff.,Atl.,Ind.	7
Rod Woodson, DB	1987-2003	Pitt.,S.F.,Balt.,Oak.	7

In addition, since the Player of the Month Award was first instituted in 1986, only two players have won this more than Taylor; Bruce Smith (6) and John Randle (5):

MOST DEFENSIVE PLAYER OF THE MONTH AWARDS

(First awarded in 1986)

PLAYER, POS.	YEARS	TEAM(S)	NO.
1. Bruce Smith, DE	1985-2003	Buffalo, Washington	6
2. John Randle, DE	1990-2003	Minnesota, Seattle	5
3. JASON TAYLOR, DE	1997-2007	MIAMI	3
Chris Doleman, DE	1985-99	Minn., Atl., S.F.	3
Sam Mills, LB	1986-97	New Orleans, Carolina	3
Wilber Marshall, LB	1984-95	Chi., Wash., Hou., Ariz., NYJ	3

SERVICE: Taylor has played 11 seasons with the Dolphins, one of 18 players in club history to attain that plateau . . . He has appeared in 172 regular season games, fourth on the Dolphins' all-time chart and first among defensive players . . . Taylor's 169 starts is third-most in franchise annals and first among defensive players . . .

DOLPHINS ALL-TIME LEADERS IN SERVICE

GAMES PLAYED

PLAYER, POS.	YEARS	NO.
1. Dan Marino, QB	1983-99	242
2. Bob Kuechenberg, G	1970-84	196
3. Nat Moore, WR	1974-86	183
4. JASON TAYLOR, DE	1997-2007	172
5. Zach Thomas, LB	1996-2007	169

GAMES STARTED

PLAYER, POS.	YEARS	NO.
1. Dan Marino, QB	1983-99	240
2. Bob Kuechenberg, G	1970-84	176
3. JASON TAYLOR, DE	1997-2007	172
4. Zach Thomas, LB	1996-2007	163
5. Richmond Webb, T	1990-2000	162

CONSECUTIVE GAMES PLAYED AND STARTED: Taylor enters the 2008 season having played and started in 130 straight games, a streak which dates back to 1999 . . . Both streaks are the longest in club history, as he set the standard in both categories during the 2007 season . . . He set the mark for consecutive games played (119) at Houston on October 7, 2007 as he surpassed Richmond Webb . . . He established the record for consecutive starts (129) at New England on December 23, 2007, eclipsing the former mark of 128 by Jim Langer . . . The last time Taylor missed a regular season game was on December 19, 1999 when he was inactive for a contest against San Diego with a sprained ankle . . . In fact, Taylor has played in 150 of the last 151 league games . . . He has missed a total of only four regular season games in his career, with three of those coming in his rookie season of 1997 . . .

MOST CONSECUTIVE GAMES PLAYED AND STARTED IN DOLPHINS HISTORY

CONSECUTIVE GAMES PLAYED

PLAYER, POS.	NO.	SPAN
1. JASON TAYLOR, DE	130*	15TH IN '99 – 16TH IN '07
2. Jim Langer, C	128	10th in '70 – 9th in '79
3. Garo Yepremian, K	127	2nd in '70 – 16th in '78
4. Bob Baumhower, DT	125	1st in '77 – 14th in '84
5. Richmond Webb, T	118	3rd in '91 – 8th in '98

CONSECUTIVE GAMES STARTED

PLAYER, POS.	NO.	SPAN
1. JASON TAYLOR, DE	130*	15TH IN '99 – 16TH IN '07
2. Richmond Webb, T	118	3rd in '91 – 8th in '98
3. Jim Langer, C	109	1st in '72 – 9th in '79
4. Dan Marino, QB	95	6th in '87 – 5th in '93
5. Tim Bowens, DT	92	3rd '94 – 14th in '99

* Denotes current streak

SACKS OVER THE LAST EIGHT YEARS: Since 2000, Taylor has amassed 100.5 sacks, including double-digit totals on six occasions . . . His sack total over this eight-year span is the most in the NFL . . .

MOST SACKS IN THE NFL SINCE 2000

PLAYER	TEAM(S)	SACKS
1. JASON TAYLOR	MIAMI	100.5
2. Michael Strahan	N.Y. Giants	89.0
3. Simeon Rice	Ariz., T.B., Den., Ind.	78.0
4. Leonard Little	St. Louis	74.5
5. Kabeer Gbaja-Biamilia	Green Bay	74.0

His 117 career sacks is the second-highest total among players who were active in the NFL in 2007:

MOST CAREER SACKS AMONG PLAYERS ACTIVE IN THE NFL IN 2007

PLAYER	TEAM	YEARS	SACKS
1. Michael Strahan	N.Y. Giants	15	141.5
2. JASON TAYLOR	MIAMI	11	117.0
3. Kevin Carter	Tampa Bay	13	100.5
4. Warren Sapp	Oakland	13	96.5
5. Bryant Young	San Francisco	14	89.5

SACKS BY QUARTERBACK: Taylor's 117 career sacks have been spread among 62 different quarterbacks . . . The quarterback against whom he has recorded the most sacks is Tom Brady, with 9.5 . . . His total includes sacks against a pair of brother tandems, having recorded two sacks of the Hasselbecks (Tim and Matt, 1 each) and the McCowns (Josh and Luke, 1 each) . . .

TAYLOR'S CAREER SACKS BY QUARTERBACK

Tom Brady (New England Patriots): 9.5 sacks (1 on 10/7/01; 2 on 10/6/02; 1 on 10/19/03; 1.5 on 12/7/03; 1 on 12/20/04; 1 on 11/13/05; 1 on 10/8/06; 1 on 12/23/07)

Drew Bledsoe (Bills; Patriots): 6.5 sacks (3 on 12/21/03 (BUF); 2 on 12/1/02 (BUF); 0.5 on 11/21/99 (NE), 1 on 11/23/97 (NE))

Rob Johnson (Buffalo Bills): 6 sacks (3 on 12/3/00, 1 on 10/8/00, 2 on 9/13/98)

Peyton Manning (Indianapolis Colts): 5 sacks (1 on 11/2/03; 1 on 12/10/01, 1 on 11/11/01, 1 on 12/17/00, 1 on 9/6/98)

Chad Pennington (New York Jets): 5 sacks (1 on 11/10/02, 1 on 12/28/03, 1 on 10/3/04; 1 on 10/8/06; 1 on 12/25/06)

Vinny Testaverde (New York Jets): 4.5 sacks (0.5 on 9/14/03; 1 on 9/22/02; 1 on 10/23/00, 2 on 10/4/98)

Rich Gannon (Oakland Raiders): 4 sacks (3 on 12/15/02, 1 on 10/31/99)

Brooks Bollinger (N.Y. Jets): 3 sacks (3 on 12/18/05)

Kerry Collins (Oakland Raiders): 3 sacks (3 on 11/27/05)

Brett Favre (Green Bay Packers): 3 sacks (1 on 10/29/00; 2 on 10/22/06)

Tim Rattay (San Francisco 49ers): 3 sacks (3 on 11/28/04)

Tony Banks (Baltimore Ravens): 2.5 sacks (2.5 on 9/17/00)

Charlie Batch (Detroit Lions; Pittsburgh Steelers): 2 sacks (1 on 11/5/00 (DET); 1 on 9/7/06 (PIT))

Kyle Boller (Baltimore Ravens): 2 sacks (2 on 12/16/07)

Drew Brees (San Diego Chargers): 2 sacks (2 on 11/24/02)

David Carr (Houston Texans): 2 sacks (2 on 10/1/06)

Kellen Clemens (N.Y. Jets): 2 sacks (2 on 12/2/07)

Brian Griese (Denver Broncos): 2 sacks (2 on 10/13/02)

Jim Harbaugh (Indianapolis Colts): 2 sacks (1 on 12/14/97, 1 on 8/31/97)

Kelly Holcomb (Buffalo Bills): 2 sacks (2 on 10/9/05)

Donald Hollas (Oakland Raiders): 2 sacks (2 on 12/6/98)

JP Losman (Buffalo Bills): 2 sacks (1 on 12/17/06; 1 on 11/11/07)

Neil O'Donnell (Tennessee Titans; New York Jets): 2 sacks (1 on 9/9/01(TT), 1 on 10/12/97 (NYJ))

TAYLOR'S CAREER SACKS BY QUARTERBACK

Doug Pederson (Green Bay Packers; Philadelphia Eagles): 2 sacks (1 on 10/24/99 (PHI); 1 on 11/4/02 (GB))

Matt Schaub (Houston Texans): 2 sacks (2 on 10/7/07)

Jeff Blake (Baltimore Ravens): 1.5 sacks (1.5 on 11/17/02)

Daunte Culpepper (Minnesota Vikings): 1.5 sacks (1.5 on 12/21/02)

David Garrard (Jacksonville Jaguars): 1.5 sacks (1.5 on 12/3/06)

Alex Van Pelt (Buffalo Bills): 1.5 sacks (1.5 on 11/25/01)

Derek Anderson (Cleveland Browns): 1 sack (1 on 10/14/07)

Steve Beuerlein (Carolina Panthers): 1 sack (1 on 11/15/98)

Marc Bulger (St. Louis Rams): 1 sack (1 on 10/24/04)

Jason Campbell (Washington Redskins): 1 sack (1 on 9/9/07)

Quincy Carter (Dallas Cowboys): 1 sack (1 on 11/27/03)

Stoney Case (Detroit Lions): 1 sack (1 on 11/5/00)

Matt Cassel (New England Patriots): 1 sack (1 on 12/10/06)

John Elway (Denver Broncos): 1 sack (1 on 12/21/98)

Glenn Foley (New York Jets): 1 sack (1 on 11/9/97)

Rex Grossman (Chicago Bears): 1 sack (1 on 11/5/06)

Matt Hasselbeck (Seattle Seahawks): 1 sack (1 on 10/28/01)

Tim Hasselbeck (Washington Redskins): 1 sack (1 on 11/23/03)

Brad Johnson (Minnesota Vikings): 1 sack (1 on 11/19/06)

Byron Leftwich (Jacksonville Jaguars): 1 sack (1 on 10/12/03)

Josh McCown (Arizona Cardinals): 1 sack (1 on 11/7/04)

Luke McCown (Cleveland Browns): 1 sack (1 on 12/26/04)

Donovan McNabb (Philadelphia Eagles): 1 sack (1 on 12/15/03)

Jim Miller (Chicago Bears): 1 sack (1 on 12/9/02)

Moses Moreno (San Diego Chargers): 1 sack (1 on 11/12/00)

Carson Palmer (Cincinnati Bengals): 1 sack (1 on 9/19/04)

Jake Plummer (Denver Broncos): 1 sack (1 on 9/11/05)

Patrick Ramsey (Washington Redskins): 1 sack (1 on 11/23/03)

Ben Roethlisberger (Pittsburgh Steelers): 1 sack (1 on 11/26/07)

Akili Smith (Cincinnati Bengals): 1 sack (1 on 10/1/01)

Michael Vick (Atlanta Falcons): 1 sack (1 on 11/6/05)

Billy Volek (Tennessee Titans): 1 sack (1 on 12/24/05)

Chris Weinke (Carolina Panthers): 1 sack (1 on 11/4/01)

Travis Brown (Buffalo Bills): 0.5 sack (0.5 on 1/6/02)

Chris Chandler (Atlanta Falcons): 0.5 sack (0.5 on 12/30/01)

Trent Dilfer (Seattle Seahawks): 0.5 sack (0.5 on 11/21/04)

Jon Kitna (Seattle Seahawks): 0.5 sack (0.5 on 9/3/00)

Shaun King (Tampa Bay Buccaneers): 0.5 sack (0.5 on 12/10/00)

Mike McMahon (Detroit Lions): 0.5 sack (0.5 on 9/8/02)

CAREER SACKS: During the 2003 season, Taylor became the Dolphins' career sack leader, as he surpassed Bill Stanfill's former team record of 67.5 . . . He achieved this feat when he sacked Bills quarterback Drew Bledsoe for a 4-yard loss in the second quarter on December 21, 2003 at Ralph Wilson Stadium:

DOLPHINS ALL-TIME SACK LEADERS

PLAYER	YEARS	NO.	PLAYER	YEAR	NO.
1. JASON TAYLOR	1997-2007	117.0	6. Trace Armstrong	1995-2000	56.5
2. Bill Stanfill	1969-76	67.5	7. Bob Baumhower	1977-86	39.5
3. Doug Betters	1978-87	65.5	Kim Bokamper	1977-85	39.5
4. Vern Den Herder	1971-81	64.0	9. A.J. Duhe	1977-84	38.5
5. Jeff Cross	1988-95	59.5	10. Manny Fernandez	1968-75	35.0

With a sack of Bears quarterback Rex Grossman on November 5, 2006 at Chicago, Taylor became the 23rd NFL player to record 100 career sacks since the statistic became official in 1982 . . . Taylor's total of 117 is now 14th in NFL annals:

NFL'S ALL-TIME SACK LEADERS

(Since 1982)

PLAYER	YEARS	GAMES	TEAMS	NO.
1. Bruce Smith	1985-2003	207	Buffalo, Washington	200.0
2. Reggie White	1985-98, 2000	232	Phil., G.B., Car.	198.0
3. Kevin Greene	1985-99	212	Rams, Pitt., Car., S.F.	160.0
4. Chris Doleman	1985-99	232	Minn., Atl., S.F.	150.5
5. Michael Strahan*	1993-2007	216	N.Y. Giants	141.5
6. Richard Dent	1983-97	203	Chi., S.F., Ind., Phil.	137.5
John Randle	1990-2003	219	Minn., Sea.	137.5
8. Leslie O'Neal	1986, 1988-1999	196	S.D., StL., K.C.	132.5
Lawrence Taylor	1981-93	184#	N.Y. Giants	132.5
10. Rickey Jackson	1981-95	227	N.O., S.F.	128.0
11. Derrick Thomas	1989-99	169	Kansas City	126.5
12. Simeon Rice*	1996-2007	174	Ariz., T.B.	122.0
13. Clyde Simmons	1986-2000	236	Phil., Ariz., Jack., Cin., Chi.	121.5
14. JASON TAYLOR*	1997-2007	172	MIAMI	117.0
15. Sean Jones	1984-96	201	Raiders, Hou., G.B.	113.0
16. Greg Townsend	1983-94	190	Raiders, Phil.	109.5
17. Pat Swilling	1986-98	185	N.O., Det., Raiders	107.5
Trace Armstrong	1989-2003	211	Chi., Mia. Oak.	106.0
19. Neil Smith	1988-2000	191	K.C., Den., S.D.	104.5
20. Jim Jeffcoat	1983-97	227	Dall., Buff.	102.5

Played in 16 games before sacks became official

* Indicates active player

MULTIPLE SACK GAMES: In his career, Taylor has recorded 27 multiple sack games (1.5 or more). . . . He has amassed two or more sacks in a game 22 times in his career and the Dolphins have posted a record of 15-7 in those games He has tallied three sacks in a game on six occasions and the Dolphins have emerged victorious each time

CAREER TOUCHDOWNS: Taylor has eight touchdowns in his career, including five on fumble returns and three via interceptions He has accounted for a touchdown in each of the last three years, during which time he has totaled four scores His most recent touchdown came on October 21, 2007 when he intercepted a Matt Cassel pass against New England and went 36 yards for a score He tallied a pair of interception returns for scores in 2006, including a 20-yarder at Chicago on November 5 (Rex Grossman) and a 51-yard return against Minnesota (Brad Johnson) on November 19, both Dolphin wins In addition, he had an 85-yard fumble return on the final play of a 34-10 win over Denver on September 11, 2005 at Dolphins Stadium after he stripped the ball from Jake Plummer; a 34-yard return of a Quincy Carter fumble on November 27, 2003 at Dallas; a 1-yard touchdown return after recovering a Tom Brady fumble on October 7, 2001 against New England; a 29-yard touchdown return following an Akili Smith fumble at Cincinnati on October 1, 2000; and a 4-yard TD return off of a Brian Griese fumble at Denver on September 13, 1999 The Dolphins have won seven of the eight games in which Taylor has scored a touchdown:

JASON TAYLOR'S CAREER TOUCHDOWNS

DATE	OPPONENT	TYPE	YDS.	W/L
9/13/99	at Denver	FUM (B. Griese)	4	W
10/1/00	at Cincinnati	FUM (A. Smith)	29	W
10/7/01	vs. New England	FUM (T. Brady)	1	W
11/27/03	at Dallas	FUM (Q. Carter)	34	W
9/11/05	vs. Denver	FUM (J. Plummer)	85	W
11/5/06	at Chicago	INT (R. Grossman)	20	W
11/19/06	vs. Minnesota	INT (B. Johnson)	51	W
10/21/07	vs. N.E.	INT (M. Cassel)	36	L

TOUCHDOWNS AMONG NFL LINEMEN: Taylor's eight career touchdowns are the most among all NFL defensive linemen who entered the NFL after 1970 He tied former New York

Giant George Martin's mark with a 51-yard interception return of a Brad Johnson pass against Minnesota at Dolphin Stadium on November 19, 2006 . . . He set the standard with a 36-yard return off an interception of a Matt Cassel pass against New England on October 21, 2007 . . .

MOST TOUCHDOWNS AMONG NFL DEFENSIVE LINEMEN (since 1970)

PLAYER	TEAM(S)	YEARS	NO.
1. JASON TAYLOR	MIAMI	1997-2007	8
2. George Martin	N.Y. Giants	1975-88	7
3. Clyde Simmons	Phi.,Ari,Jack., Cin.,Chi.	1986-2000	5

MOST TOUCHDOWNS BY DOLPHINS DEFENSIVE PLAYERS: Taylor's eight career touchdowns is a record for a Dolphins defensive player . . . He actually set the record with an 85-yard fumble return for a score on September 11, 2005 against Denver:

MOST TOUCHDOWNS AMONG DOLPHINS DEFENSIVE PLAYERS

PLAYER, POS.	YEARS	INT	FUM	TOTAL
1. JASON TAYLOR, DE	1997-2007	3	5	8
2. Dick Anderson, S	1968-77	3	1	4
Terrell Buckley, CB	1995-99, 2003	3	1	4
Zach Thomas, LB	1996-2007	4	0	4

CAREER FUMBLE RECOVERIES: In his career, Taylor has recovered 26 opponents' fumbles, the most in Dolphins history . . . He tied the previous standard of 17 when he recovered a Mack Strong fumble at Seattle on November 21, 2004 . . . He eclipsed the mark the following week at San Francisco on November 28 when he recovered a Tim Rattay fumble:

MOST OPPONENTS' FUMBLE RECOVERIES IN DOLPHINS HISTORY

PLAYER	YEARS	NO.
1. JASON TAYLOR	1997-2007	26
2. Dick Anderson	1968-77	17
Bob Baumhower	1977-86	17
4. Vern Den Herder	1971-81	14
5. Larry Gordon	1976-82	12

FUMBLE RETURNS FOR TOUCHDOWNS: Taylor's five fumble returns for touchdowns are the most-ever in team annals:

MOST CAREER FUMBLE RETURNS FOR TD IN DOLPHINS HISTORY

PLAYER	YEARS	NO.
1. JASON TAYLOR	1997-2007	5
2. Bob Baumhower	1977-86	2
Liffort Hobley	1987-93	2

Taylor's 85-yard fumble return for a touchdown on September 11, 2005 against Denver at Dolphins Stadium is the longest in club history:

LONGEST FUMBLE RETURNS IN DOLPHINS HISTORY

PLAYER	RETURN	OPPONENT, DATE
1. JASON TAYLOR	85t	vs. Denver, 9/11/05
2. A.J. Duhe	68	at San Diego, 10/15/78
3. Trell Hopper	59t	vs. Kansas City, 10/11/87

In addition, Taylor's five fumble returns for touchdowns are tied with former Atlanta Falcons linebacker Jessie Tuggle for the most in NFL history:

MOST FUMBLE RETURNS FOR TOUCHDOWNS IN NFL HISTORY

PLAYER	YEARS	TEAM	NO.
1. JASON TAYLOR	1997-2007	MIAMI	5
Jessie Tuggle	1987-2000	Atlanta	5
3. Bill Thompson	1969-81	Denver	4
Derrick Thomas	1989-99	Kansas City	4
Ronde Barber	1997-2007	Tampa Bay	4
Keith Bulluck	2000-2007	Tennessee	4

TRIFECTA: At Houston on October 1, 2006, Taylor produced his 18th career game with two or more sacks . . . On his initial sack in the Texans game, he stripped David Carr of the ball, recovered and returned it 19 yards to set up a field goal . . . It marked the fifth time in his career that he had a sack, forced fumble and fumble recovery on the same play:

JASON TAYLOR SACKS, FORCED FUMBLE AND FUMBLE RECOVERY ON THE SAME PLAY

DATE	OPPONENT	QB	RET. YDS.
11/9/97	vs. N.Y. Jets	Glenn Foley	0
10/1/00	at Cincinnati	Akili Smith	29, TD
9/22/02	vs. N.Y. Jets	Vinny Testaverde	5
9/11/05	vs. Denver	Jake Plummer	85, TD
10/1/06	at Houston	David Carr	19

CAREER INTERCEPTIONS: Taylor has come up with seven interceptions in his career, the highest figure among Dolphins defensive linemen, one ahead of Kim Bokamper . . . He equaled Bokamper's mark with a 51-yard return for a score off a Brad Johnson pass on November 19, 2006 against Minnesota, and surpassed the figure with a 36-yard return for a touchdown off a Matt Cassel pass against New England on October 21, 2007 . . . Of Taylor's total, three have been returned for touchdowns, all over the last two years . . . In fact, each of his last three interceptions have been brought back for touchdowns . . . His total of two from 2006 is tied for the highest single-season figure in Dolphins history while his career figure of three is tied for the second-highest total in franchise annals:

MOST INTERCEPTION RETURNS FOR TOUCHDOWNS IN DOLPHINS HISTORY

SEASON			CAREER		
PLAYER	YEAR	NO. (YDS.)	PLAYER	YEARS	NO.
1. JASON TAYLOR	2006	2 (20,51)	1. Zach Thomas	1996-2007	4
Bill Stanfill	1969	2 (15,17)	2. JASON TAYLOR	1997-2007	3
Dick Anderson	1973	2 (27,38)	Dick Anderson	1968-77	3
Mike Kozlowski	1983	2 (35,38)	Terrell Buckley	1995-99, 2003	3
Zach Thomas	1998	2 (17,1)			
Brock Marion	2001	2 (26,100)			

CAREER SAFETIES: When Taylor tackled Raiders QB Kerry Collins in the end zone on November 27, 2005, it marked the second safety of his career . . . His first came on October 27, 2003 against the Chargers in Tempe, Ariz., when he tackled Damion McIntosh in the end zone following a Drew Brees fumble . . . He is the only player in Dolphins history to post more than one safety in a career.

2006 Started all 16 games at right defensive end, one of three linemen to start every contest for the Dolphins in '06 . . . Posted 62 tackles, a team-high 13.5 sacks, two interceptions, 11 passes defended, 10 forced fumbles and two fumble recoveries . . . Sack total was third in the AFC and fourth in the NFL, marked the third-highest total in his career and represented the fifth time in his 10 NFL seasons that he attained double-digit totals in sacks . . . Tied for the team lead in interceptions (Renaldo Hill) and tied for second in passes defended . . . Recorded at least one sack in 11 games . . . Produced six tackles and a pair of sacks at Houston (10/1) . . . Had a sack, forced fumble and fumble recovery on the same play, the fifth time in his career he accomplished that feat . . . That play led to a Dolphins field goal . . . The Texans game marked the first of five in a row in which he accounted for a sack, during which time he totaled

seven . . . Had a sack and forced fumble of Tom Brady vs. New England (10/8) . . . Recorded a pair of sacks and a forced fumble vs. Green Bay (10/22) . . . Went over the 100-sack mark for his career in game at Chicago (11/5) when he tackled Rex Grossman for an 8-yard loss in the second quarter, a play in which he also forced a fumble . . . On the Bears' offensive series prior to that, Taylor picked off a Grossman pass and went 20 yards for a touchdown, putting the Dolphins ahead 14-3 as they went on for a 31-13 victory over the previously unbeaten Bears . . . It was the sixth touchdown of Taylor's career and his first via an interception return . . . For his performance that day, was named AFC Defensive Player of the Week for the sixth time in his career . . . In 13-10 win over Kansas City the following week (11/12), blocked a Lawrence Tynes 48-yard field goal attempt in the second quarter, the first block of his career, snapping a string of 73 straight games in which the Dolphins had gone without blocking a field goal, PAT or punt . . . Had a sack, an interception, two forced fumbles and two passes defended in 24-20 win over Minnesota (11/19) . . . With the Dolphins holding a 17-13 lead, picked off a Brad Johnson pass and returned it 51 yards for a TD with 3:25 to play in the game . . . It was the sixth interception of his career, tying him with Kim Bokamper for the most-ever by a Dolphins lineman in a career . . . For his effort that day was named AFC Defensive Player of the Week . . . Overall in four games in November, tallied nine tackles, two sacks, two interceptions (both for TDs) and three forced fumbles, earning him AFC Defensive Player of the Month accolades . . . Recorded 1.5 sacks and a pair of passes defended vs. Jacksonville (12/3) . . . Posted five tackles, a sack, two forced fumbles and a pass defended at Buffalo (12/17) . . .

PRO BOWL: Was selected to the AFC Pro Bowl squad following the 2006 season, the fifth such honor of his career . . . He was voted as a starter, also the fifth occasion he earned that honor . . .

POSTSEASON HONORS: Was a consensus All-Pro pick following the season . . . Was the NFL's Defensive Player of the Year, the third Dolphin to earn that accolade, joining S Dick Anderson (1973) and DE Doug Betters (1983) . . . Also was the NFL Alumni Association's Defensive Lineman of the Year as well as the AFC Defensive Player of the Year by the 101 Awards of Kansas City . . . In a vote of South Florida media and fans, was the winner of the "Dan Marino MVP Award" for the fourth time in his career . . . Was selected by his teammates as the winner of the "Don Shula Leadership Award" for the second time in his career . . . Named as an ESPY Award nominee for Best NFL Player of 2006.

2005 Started all 16 games at right defensive end, one of three linemen to start every contest for the Dolphins in '05 . . . Recorded 77 total tackles, a figure which ranked third on the squad and first among linemen . . . Led the team and tied for third in the AFC and fifth in the NFL with 12 sacks, as the Dolphins tied a team single-season record with 49 sacks . . . It marked the fourth time in his nine NFL seasons that he topped the Dolphins' sack chart . . . Tied for the team lead with four forced fumbles while also recovering a pair . . . Batted down 11 passes on the year, the third-highest total on the team . . . In season-opening 34-10 victory over Denver (9/11), posted seven tackles, including his first sack of the season . . . That came on the game's final play when he stripped the ball from Jake Plummer, Taylor recovered and returned it 85 yards for a touchdown, the fifth fumble return for a touchdown of his career, tying the NFL record also held by Jessie Tuggle . . . It also was the longest fumble return in Dolphins history, surpassing the 68-yard return by A.J. Duhe on October 15, 1978 at San Diego . . . Recorded a season-high nine tackles the following week at N.Y. Jets (9/18) . . . After being held to one sack over the first three games of the year, broke through with two sacks at Buffalo (10/9), the 15th time in his career that he tallied two or more sacks in a game . . . Tied a career-high with three sacks at Oakland (11/27), which were among a season-high seven by the Dolphins that day . . . Also forced a fumble, recovered one and knocked down a pass . . . Came up with two key plays in the second half of the 33-21 win . . . With the Dolphins holding a 13-7 lead in the third quarter, sacked Kerry Collins in the end zone for the second safety of his career . . . With just less than three minutes remaining in the fourth quarter and the Dolphins leading 30-21, recovered a Collins fumble, leading to an Olindo Mare field goal four plays later . . . For his efforts in the Raiders game, was named AFC Defensive Player of the Week, the fifth such honor of his career and the fourth straight year in which he came away with the award at least once . . . Matched his career-high sack total once again in a 24-20 win over N.Y. Jets (12/18) when he tackled Brooks Bollinger three times as the Dolphins collected six sacks as a team that day . . . Registered a sack, a forced fumble and a pass defended the week afterwards vs. Tennessee (12/24) . . .

PRO BOWL: Was selected to the AFC Pro Bowl squad, the fourth such honor of his career . . . Was named as a starter for the fourth time as well . . . Was not able to play in the game because of an injury.

2004 Started all 16 games at right end, one of only four Dolphins defenders to open every contest in '04, along with LB Morlon Greenwood, CB Sam Madison and SS Sammy Knight . . . Recorded a career-high 90 tackles, a figure which ranked fifth on the squad . . . Also registered 9.5 sacks, 42 QB hurries, three fumble recoveries, two forced fumbles and nine

passes defended . . . Was named as a starter to the AFC Pro Bowl squad . . . Sack total led the team and tied for seventh in the AFC . . . Had at least one sack in seven games on the year . . . Had a season-high 10 tackles on two occasions; at Cincinnati (9/19) and at Denver (12/12) . . . Also came up with a sack and an interception of a Carson Palmer pass in the Bengals game . . . Had four tackles, a half-sack and a fumble recovery at Seattle (11/21) . . . Fumble recovery came in the first quarter when he recovered a Mack Strong fumble, which led to an A.J. Feeley 7-yard TD run six plays later . . . It also was the 17th fumble recovery of his career, as he tied Dick Anderson and Bob Baumhower for the Dolphins' all-time lead in that category . . . Registered a season-high three sacks at San Francisco (11/28), a figure that tied a single-game career-high achieved on three previous occasions, most recently on December 21, 2003 at Buffalo . . . Also defended two passes, recovered a fumble and forced a fumble in the Dolphins' 24-17 win over the 49ers . . . Forced fumble occurred when he stripped the ball from QB Tim Rattay in the fourth quarter, and Derrick Pope recovered, taking it in one yard for a touchdown . . . Earlier in the final quarter, recovered a Rattay fumble, leading to an Olindo Mare field goal . . . That was the 18th fumble recovery of his career, as he moved past Anderson and Baumhower as the Dolphins' all-time leader in that category . . . For his performance, was named AFC Defensive Player of the Week, the fourth such honor of his NFL career . . . In a vote of media and fans, was named the winner of the team's Dan Marino MVP Award for 2004.

2003 Started all 16 games at right defensive end, marking the fourth straight year in which he opened all 16 games . . . Recorded 71 tackles (50 solo), 13 sacks for 70 yards in losses, six additional tackles for loss, two fumble recoveries, three forced fumbles, five passes defended and 36 quarterback hurries . . . Also recorded a safety on the season, the first of his career . . . Sack total was second on the club, second in the AFC and fourth in the NFL . . . Registered 10.5 sacks over the final nine games of the season . . . Was credited with eight tackles and two forced fumbles at Jacksonville (10/12) . . . Registered three tackles, including a sack and a forced fumble, vs. New England (10/19), giving him 60.5 career sacks and moving him past Jeff Cross into sole spot of fourth on the Dolphins' all-time list . . . The following week, in Monday night game against San Diego (10/27) in Tempe, Ariz., posted a season-high nine tackles as the Dolphins held the Chargers to just 250 yards of total offense in a 26-10 win . . . Also registered the first safety of his career, as he tackled Chargers tackle Damion McIntosh in the end zone after McIntosh recovered a Drew Brees fumble resulting from a Rob Burnett sack . . . It was the first safety registered by the Dolphins since October 8, 2000 vs. Buffalo . . . Game vs. Indianapolis (11/2) marked the 100th of his career during the regular season . . . Tied a season-high with nine tackles in 24-23 Sunday night victory over Washington (11/23) . . . Included in his total were two sacks, his first multiple-sack game of the season and the 15th of his career . . . It also began a string of six straight games in which he would record a sack . . . Both sacks in the Redskins game came on third-down plays, with the second occurring in the fourth quarter, and which was followed by the Dolphins' game-winning touchdown drive . . . For his performance in the Redskins contest, he was named as AFC Defensive Player of the Week for games of November 23-24 . . . On Thanksgiving Day at Dallas (11/27), had two tackles, including one sack, as he tackled Cowboys quarterback Quincy Carter for an 8-yard loss . . . Also had a fumble return for a touchdown, when he recovered a Carter fumble forced by an Adewale Ogunleye sack and brought it back 34 yards for a touchdown . . . Taylor's sack of Carter gave him 64.5 for his career, moving him ahead of Vern Den Herder into sole possession of third place among the Dolphins' all-time sack leaders . . . His fumble return for a touchdown was the fourth TD he scored on a fumble recovery in his career, moving him into a tie for second place in NFL history (along with Bill Thompson and Derrick Thomas) for most touchdowns scored on fumble recoveries, trailing only Jessie Tuggle . . . Produced five tackles, including three sacks at Buffalo (12/21) . . . Sack total tied a career high that he had achieved twice previously, most recently on December 15, 2002 against Oakland . . . All three sacks, which totaled 20 yards in losses, came against Drew Bledsoe . . . When he sacked Bledsoe for a 4-yard loss in the second quarter, it gave Taylor 68 career sacks, breaking Bill Stanfill's former team record of 67.5 career sacks . . . Finished the season by recording four tackles and a sack vs. N.Y. Jets (12/28), the sixth game in a row in which he tallied a sack, tying for the second-longest sack streak in Dolphins history . . .

2003 SACK TOTAL: Taylor tallied 13 sacks in 2003, one year after he led the team and the NFL with 18.5 sacks . . . He became the first Dolphin to record double-digit sack totals in consecutive seasons since Jeff Cross had 10 in 1989 and 10.5 in 1990 . . .

CONSECUTIVE GAMES WITH A SACK: Taylor finished the 2003 season by recording a sack in each of the last six games . . . During this span, he accounted for 9.5 sacks . . . This streak is tied for the second-longest in Dolphins history, and Taylor now owns three of the four-longest such streaks in team history . . . He established the longest sack streak in team history with a sack in eight consecutive contests in 2002 . . .

SACK TANDEM: Along with DE Adewale Ogunleye's 15 sacks, Taylor was part of the top sack tandem in the NFL in 2003, 4.5 ahead of their nearest competitors (Giants' Michael Strahan and Kenny Holmes, 23.5) . . . It was the second straight year that this tandem achieved this total and that they led the NFL . . . In addition, Ogunleye led the AFC in sacks while Taylor finished second, marking just the third time since sacks became official in 1982 that teammates have finished 1-2 in a conference in sacks . . . They joined Carolina's Kevin Greene (14.5) and Lamar Lathon (13.5) in 1996, and the Dolphins' Trace Armstrong (16.5) and Taylor (14.5) in 2000 . . . With 28 combined sacks, Taylor and Ogunleye tied their own figure from 2002 as the third-highest total ever among Dolphins sack tandems . . . In addition, it is just the second time in Dolphins history that two players have accounted for double-digit sack totals . . . In 2000, DE Trace Armstrong tallied 16.5 sacks while Taylor notched 14.5 . . . Taylor now has been a part of three of the five highest single-season sack tandems in club history.

2002 Started all 16 games at right defensive end . . . Along with CB Sam Madison and LB Zach Thomas served as a tri-captain on defense . . . Had 76 tackles, a team-high 18.5 sacks for 162.5 yards in losses, eight passes defended, seven forced fumbles and two fumble recoveries . . . Added one stop on special teams . . . Tackle total was good for fifth on the team and first among defensive linemen . . . Ranked first in the AFC and in the NFL in sacks, becoming the first Dolphin in club history to lead the NFL in sacks . . . Had six tackles, including two sacks, vs. New England (10/6) in a 26-13 Miami win . . . It was his first multiple-sack game of the season and the eighth of his career . . . Also forced Tom Brady to fumble on one of those sacks, which was recovered by Adewale Ogunleye and led to a Dolphins touchdown . . . In 24-22 victory at Denver (10/13), posted six tackles, including two sacks, as he tackled Broncos quarterback Brian Griese twice for a total of 30 yards in losses . . . It was his second multiple sack game of the season and the ninth of his career . . . Also added two passes defended and one forced fumble, when he stripped the ball from Mike Anderson on the Dolphins' one-yard line, which was recovered by Larry Chester . . . As a result of his play in that contest, he was named as AFC Defensive Player of the Week . . . It was the first such honor of Taylor's career . . . He also was the first Dolphins defensive lineman to earn Defensive Player of the Week accolades during the regular season since the award was instituted in 1984 (Trace Armstrong did win the honor following a 1999 First-Round Playoff game at Seattle) . . . Began a streak of eight straight games with a sack at Green Bay (11/4) . . . Had three tackles, including two sacks, tackling Chargers quarterback Drew Brees twice for a total of 16 yards in losses, in a 30-13 win over San Diego (11/24) . . . His second sack of Brees in that contest gave him 50.5 sacks in his career, becoming the sixth Dolphin to record 50 career sacks . . . Had two tackles, including one sack, as he dropped Bears quarterback Jim Miller for a 7-yard loss, in a 27-9 win over Chicago (12/9) on a Monday night . . . It marked his sixth consecutive contest with at least one sack, tying the club record held by both Doug Betters (1983) and Taylor (2000) . . . Tied a season high with eight tackles in 23-17 victory over Oakland (12/15) . . . Included in that total were three sacks for a total of 25 yards in losses and two forced fumbles . . . All three sacks came against Raiders quarterback Rich Gannon, causing Gannon to fumble twice . . . Taylor's three sacks tied his single-game career high, which he first set on December 3, 2000 at Buffalo . . . It also was the seventh straight game in which he recorded at least one sack, breaking the former club record of six straight games . . . For his performance, was named AFC Defensive Player of the Week . . . Notched seven tackles, 1.5 sacks for a total of seven yards in losses, one forced fumble, and one fumble recovery at Minnesota (12/21) . . . It represented his eighth game in a row with at least one sack . . . Sacked Vikings quarterback Daunte Culpepper for a 4-yard loss, causing Culpepper to fumble . . . That sack of Culpepper gave Taylor 57.5 in his career and moved him past Trace Armstrong into fifth place among the Dolphins' all-time sack leaders . . . His shared sack of Culpepper gave him 18.5 sacks for the season, tying him for the Dolphins' all-time single season sack record along with Bill Stanfill, who had 18.5 sacks in 1973 . . .

SACKS: With 18.5 sacks in 2002, Taylor became the first Dolphin ever to lead the NFL in this category . . . He tallied at least a half-sack in 12 of 16 contests, while accounting for 1.5 or more on seven occasions, including a season-high three vs. Oakland (12/15) . . . With 18.5 sacks in 2002, Taylor tied for the highest single-season sack total in Dolphin history, along with Bill Stanfill, who also had 18.5 sacks in 1973 . . . Taylor tied Stanfill's club record when he shared a 6-yard sack of Vikings quarterback Daunte Culpepper with Adewale Ogunleye at Minnesota on December 21 . . . Taylor owns two of the six highest single-season sack totals in club history:

DOLPHINS SINGLE-SEASON SACK LEADERS

PLAYER	YEAR	NO.
1. JASON TAYLOR	2002	18.5
Bill Stanfill	1973	18.5
3. Trace Armstrong	2000	16.5
4. Doug Betters	1983	16.0
5. Adewale Ogunleye	2003	15.0
6. JASON TAYLOR	2000	14.5

CONSECUTIVE GAMES WITH A SACK: Included in Taylor's record-setting performance of 2002 was a streak of eight consecutive games (Games 8-15) that he recorded at least one sack, breaking the former club record of six consecutive games with at least one sack (since 1982), which was first set in 1983 by Doug Betters and then equaled by Taylor in 2000 . . . Taylor's streak was snapped when he was held without a sack in the season finale at New England on December 29 . . . During this eight-game span, Taylor totaled 13 sacks, including five contests in which he had more than one sack . . .

LONGEST SACK STREAKS IN DOLPHINS HISTORY (since 1982)

PLAYER	YEAR	STREAK	GAMES	1	2	3	4	5	6	7	8	TOT.
1. J. TAYLOR	2002	8	8-15	1.0	1.0	1.5	2.0	2.0	1.0	3.0	1.5	13.0
2. D. Betters	1983	6	7-12	2.0	2.0	1.0	1.0	1.0	1.0	-	-	8.0
J. TAYLOR	2000	6	5-10	1.0	1.0	1.0	1.0	2.0	1.0	-	-	7.0
J. TAYLOR	2003	6	11-16	2.0	1.0	1.5	1.0	3.0	1.0	-	-	9.5

Taylor's streak of at least one sack in eight consecutive games is tied for the fourth-longest such streak in the NFL since the statistic became official in 1982:

LONGEST SACK STREAKS IN NFL HISTORY (since 1982)

PLAYER	TEAM(S)	STREAK	DATES OF STREAK
1. Simon Fletcher	Denver	10	11/15/92 – 9/20/93
2. Bruce Smith	Buffalo	9	11/16/86 – 10/25/87
Kevin Greene	S. F.-Carolina	9	12/7/97 – 10/18/98
4. JASON TAYLOR	MIAMI	8	11/4/02 – 12/21/02

8 by many other players, most recently by Indianapolis' Robert Mathis from 9/11/05 – 11/7/05

SACK TANDEM: Along with DE Adewale Ogunleye's 9.5 sacks, Taylor was part of the top sack tandem in the NFL in 2002, five ahead of their nearest competitors (Tampa Bay's Simeon Rice and Warren Sapp, 23.0) . . . Their figure tied for the third-highest by a tandem in Dolphins history . . .

PLAYER OF THE WEEK/MONTH: Taylor was named AFC Defensive Player of the Week on two occasions in 2002 . . . He was cited for his performances in wins at Denver (10/13) and vs. Oakland (12/15) . . . They marked the first two Player of the Week awards in his career . . . He also became the first Dolphins defensive lineman to earn Defensive Player of the Week accolades during the regular season since the award was instituted in 1984 (Trace Armstrong did win the honor following a 1999 First-Round Playoff game at Seattle) . . . Taylor also was named AFC Defensive Player of the Month for both October and November . . . In three games in October, he had 15 tackles, four sacks for 52 yards in losses, two forced fumbles and a pass defended . . . It was Taylor's first Defensive Player of the Month Award of his career . . . Overall since the NFL first instituted the award in 1984, Taylor became the seventh Dolphin to be named AFC Defensive Player of the Month and the second lineman (defensive lineman Jeff Cross shared that award with linebacker John Offerdahl in October, 1990) . . . Followed that by being named as AFC Defensive Player of the Month for November . . . In four games in November, Taylor posted 15 tackles, 5.5 sacks for 33 yards in losses, two passes defended, and a forced fumble . . . It marked the first time ever that a player earned AFC or NFC Defensive Player of the Month honors in back-to-back months . . . It also is the first time that a Dolphin earned an NFL monthly award twice in the same season . . . In fact, only one other Dolphin, quarterback Dan Marino (November, 1986; October, 1988), has won a monthly honor twice in a career . . .

PRO BOWL: Was named as a starter to the AFC Pro Bowl squad, as he was joined on the team by six other Dolphins, the most in the AFC . . . It was his second time being named to the Pro Bowl team, along with his selection in 2000 . . . Along with Tim Bowens, who also was named to his second Pro Bowl team, Taylor and Bowens became the third and fourth Dolphin defensive linemen in club history to record multiple Pro Bowl appearances, joining Bob Baumhower (5 – 1979, 1981-84) and Bill Stanfill (4 – 1971-74) . . . The seven Pro Bowl selections by the Dolphins tied for the second-most in team history (2000), trailing only the eight that went following the 1984 season . . . Six of the seven selections were defensive players, the most in team history, surpassing the previous high of five from 2000 . . .

POSTSEASON HONORS: Earned numerous honors following the season . . . Was a first-team All-Pro selection by Associated Press, Sports Illustrated, Pro Football Weekly, Football Digest, The Sporting News and College & Pro Football Newsweekly . . . Also was named the Defensive Player of the Year by Sports Illustrated, Kansas City 101, and the Touchdown Club of Columbus (Ohio) . . . Was chosen as the Pass Rusher of the Year by the NFL Alumni Association . . . Along with Ricky Williams, was named as the team's co-MVP in a vote of South Florida media and fans . . . Was the winner of the team's Leadership Award, as voted on by his teammates.

2001 Started all 16 regular season games at right defensive end . . . Was fourth on the club with 86 tackles (60 total), a career high to that point, which ranked first among the team's linemen and surpassed his previous career high of 68 set in 2000 . . . Led team in sacks with 8.5 for 44.5 yards in losses and collected a team-best 25 quarterback hurries . . . Also produced an interception, four fumble recoveries including one for a touchdown, four forced fumbles and seven passes defended, which led Dolphins' linemen . . . Four fumble recoveries tied for the third-highest single-season total in franchise history . . . Was named a second-team All-Pro by the Associated Press . . . Recorded four tackles, a sack and two fumble recoveries in 31-10 win over New England (10/7), when he picked up a Tom Brady fumble at the Patriots' 1 on the final play of the third quarter and scored the third touchdown via a fumble return in his career . . . Posted a season-high nine tackles at N.Y. Jets (10/14) . . . Notched four tackles, a sack, a pass defended and a forced fumble vs. Carolina (11/4) . . . The sack in the Panthers contest was the 35th of his career, tying him with Manny Fernandez for ninth on the Dolphins' all-time chart . . . The following week at Indianapolis (11/11), tallied five tackles, a sack, a forced fumble and a fumble recovery . . . In the Colts game, recovered a Dominic Rhodes fumble at the Dolphins' 41 with 10:50 to play and Miami trailing 24-20 . . . The Dolphins then embarked on a seven-play drive which ended with a 29-yard TD pass from Jay Fiedler to Chris Chambers for the winning score in a 27-24 victory . . . Posted four tackles, a season-high 1.5 sacks and a forced fumble at Buffalo (11/25) . . . Recorded four tackles, a sack and an interception in Monday night win over Indianapolis (12/10), as he picked off a Peyton Manning pass . . . Had a half-sack in season finale vs. Buffalo (1/6/02), giving him 39.5 in his career and tying him with Kim Bokamper and Bob Baumhower for the sixth-highest total in Dolphins history . . . Started First-Round Playoff game vs. Baltimore (1/13/02) . . . Recorded 10 tackles (six solo).

2000 Started all 16 games at right defensive end . . . Registered 68 total tackles (46 solo), including 14.5 sacks for 92 yards lost . . . Also had an interception, four fumble recoveries, a forced fumble and five passes defended . . . Tackle total ranked sixth on the team and first among linemen . . . Sack total was second on the squad, trailing only DE Trace Armstrong, who tallied 16.5 . . . It also was the second-highest figure in the AFC and fifth in the NFL in 2000 . . . Against Baltimore (9/17), tallied six tackles, including 2.5 sacks, the second-highest single-game total of his NFL career to that point and his fourth career game with two or more sacks . . . Part of a defensive effort that held the Ravens to six points and 262 total net yards in Miami's 19-6 victory . . . Had six tackles, a sack, a fumble recovery and a forced fumble, and was awarded a defensive game ball at Cincinnati (10/1) . . . That game began a streak of six consecutive contests in which he had at least one sack . . . The sack, fumble recovery and forced fumble all came on the same play as he stripped the ball from Bengals QB Akili Smith, picked it up at the Bengals' 29 and raced into the end zone as time expired in the first half . . . The touchdown brought the Dolphins to within three points of the lead at 13-10 . . . The play was voted as the best defensive play of the year in the NFL in a vote of fans on NFL.com . . . It was the second touchdown of Taylor's career, with the first being a 4-yard fumble return for a score on September 13, 1999 at Denver after picking up a Brian Griese fumble . . . Notched five tackles, including a pair of sacks for the fifth multiple sack game of his career, at Detroit (11/5) . . . Had four tackles, a sack and a pass defended at San Diego (11/12) . . . It marked the sixth straight game in which he had a sack, tying Doug Betters' club record for most consecutive contests with a sack (now second) . . . At Buffalo (12/3), posted six tackles, including a career-high three sacks, surpassing his previous best of 2.5, which he accounted

for in week three of the '00 season against Baltimore . . . Part of a defense that held Buffalo to just 196 yards of total offense . . . In season-ending win at New England (12/24), posted his first interception of the season and the second of his career, as he picked off a Drew Bledsoe pass in the second quarter and returned it two yards to the Patriots' 12, setting up an Olindo Mare field goal . . . Tallied three passes defended on the day . . . Started both playoff games following the 2000 season at right end . . . Collected nine tackles . . .

SACKS: Recorded a sack in 11 of Miami's 16 games in 2000, including three contests with two or more . . . Sack total of 14.5 established a new career high to that point, surpassing his previous best of nine, which he first set in 1998 . . . Taylor's sack total was the fourth-highest single-season figure in club history at that time, and now sixth . . .

SACK STREAK: Taylor recorded a sack in six straight games in 2000 (5-10), tying the Dolphins team record for most consecutive games with a sack to that point, and now tied for the second-longest such streak . . . The record of six was first set by Doug Betters, who accomplished the feat in 1983 (games 7-12) . . .

SACK TANDEM: In 2000, Trace Armstrong (16.5) and Taylor (14.5) totaled 31 sacks, the highest sack total by a duo in Dolphins history . . . Armstrong and Taylor ranked first and second, respectively, in the AFC in sacks in 2000, marking only the second time since sacks became an official statistic in 1982 that teammates finished 1-2 in a conference in sacks . . . In 1996, Carolina's Kevin Greene finished first in the NFC with 14.5 sacks while Lamar Lathon tied for second with 13.5 sacks:

DOLPHINS MOST PRODUCTIVE SINGLE-SEASON SACK TANDEM

TEAM	PLAYER	SACKS	PLAYER	SACKS	TOTAL
1. 2000	TRACE ARMSTRONG	16.5	JASON TAYLOR	14.5	31.0
2. 1973	Bill Stanfill	18.5	Vern Den Herder	10.0	28.5
3. 2002	JASON TAYLOR	18.5	ADEWALE OGUNLEYE	9.5	28.0
2003	ADEWALE OGUNLEYE	15.0	JASON TAYLOR	13.0	28.0
5. 1983	Doug Betters	16.0	Bob Baumhower	8.0	24.0

In addition, Armstrong and Taylor's total of 31.0 sacks also were the most sacks by a tandem from the same team in the NFL in 2000 . . .

FUMBLE RECOVERIES: Taylor established a career high with four fumble recoveries in 2000, one of which he returned for a touchdown . . . The four fumble recoveries tied for the third-highest single-season total in franchise history and were the most since Louis Oliver had four in 1996:

DOLPHINS SINGLE-SEASON FUMBLE RECOVERY LEADERS

PLAYER	YEAR	NO.
1. Dick Anderson	1972	6
2. Bud Brown	1985	5
3. JASON TAYLOR	2000	4
JASON TAYLOR	2001	4
9 other times		4

PRO BOWL: Was voted as a starter to the AFC Pro Bowl squad, the first such honor of his NFL career . . . Was one of seven Dolphins to be voted to the game, the most representatives from the team since the 1984 season . . . Was voted as a starter along with Armstrong, the first time that teammates were chosen to start at defensive end in the Pro Bowl since the 1992 season (1993 Pro Bowl) when Philadelphia's Reggie White and Clyde Simmons were picked . . .

POSTSEASON HONORS: Following the season Taylor was selected as a first-team All-Pro by the Associated Press, Pro Football Weekly, The Sporting News and USA Today . . . Was a first-team All-AFC choice by Football News . . . Was a second-team All-Pro by College & Pro Football Newsweekly . . . Was named the Dolphins' Most Valuable Player in a vote of South Florida media and the fans . . . His sack of Akili Smith at Cincinnati (10/1/00) and subsequent forced fumble, fumble recovery and 29-yard touchdown return was voted as the Outstanding Defensive Play of the 2000 season in a vote of fans on NFL.com.

1999 Started all 15 games in which he played at right defensive end . . . Was inactive for one contest . . . Finished the year with 55 total tackles (32 solo), 2.5 sacks for 19.5 yards in losses, one interception, two fumble recoveries, including one for a touchdown, and four

passes defended . . . Also added seven special teams tackles over the course of the season . . . First NFL touchdown came in season-opener at Denver (9/13) when he recovered a Brian Griese fumble forced by Rich Owens and returned it four yards for a score . . . Posted a season-high seven tackles at Buffalo (11/14) . . . First career interception occurred when he picked off a Drew Bledsoe pass vs. New England (11/21) . . . Was inactive vs. San Diego (12/19) with a sprained right ankle sustained the previous week vs. N.Y. Jets . . . Started both playoff games following the 1999 season at right end . . . Totaled three tackles.

1998 Played in all 16 regular season games, starting 15 of them . . . Opened 14 contests at right end and one on the left side . . . Finished with 52 total tackles, nine sacks for 37 yards lost, a team-high four forced fumbles and nine passes defended . . . Nine sacks were second on the club, trailing only Trace Armstrong's 10.5 . . . The total also was ninth-most in the AFC . . . Nine passes defended were fifth on the club and the most among linemen . . . Put together three multiple-sack games on the year . . . Played in a reserve role in season-opener at Indianapolis (8/31) due to a partial tear of the distal third of the sartorius tendon in his left knee (tendon located behind the knee) that he sustained during the preseason . . . Tallied three tackles and a sack in the Colts game . . . Notched seven tackles, including two sacks, vs. Buffalo (9/13), marking the first multiple-sack game of his career . . . His two sacks were among eight by the Dolphins that day, tied for the second-highest single-game total in club history . . . Posted three tackles, two sacks and a forced fumble at N.Y. Jets (10/4) . . . Registered a season-high eight tackles and a pass defended vs. New England (10/25), when the Dolphins held the Patriots without a touchdown in a 12-9 overtime victory . . . Recorded five tackles, a sack and two passes defended at Carolina (11/15) as the Dolphins held the Panthers without a touchdown in a 13-9 win . . . Had five tackles, two sacks and a forced fumble at Oakland (12/6) . . . His two sacks were among eight on the day by Miami as a team, tied for the second-highest single-game total in franchise history . . . Sustained a fractured right clavicle in the first half of season finale at Atlanta (12/27) . . . Was placed on Injured Reserve on December 29, and missed both of Miami's playoff games following the 1998 season.

1997 Played in 13 games with 11 starts at right defensive end as a rookie . . . Was inactive for three contests with a fractured right forearm . . . Finished with 50 total tackles (43 solo), five sacks for 37 yards lost, two fumble recoveries, two forced fumbles and three passes defended . . . Also came up with six special teams tackles on the year . . . Sack total tied with Derrick Rodgers and Tim Bowens for second on the squad . . . His five sacks tied Rodgers for the fourth-most ever by a Dolphins rookie at the time (now fifth), and they tied for fourth among NFL rookies in 1997, along with Minnesota's Dwayne Rudd . . . In addition, Taylor and Rodgers' combined ten sacks made them the second-most productive rookie sack tandem in Dolphins history (now tied with Lorenzo Bromell and Kenny Mixon, who also tallied ten sacks in 1998), trailing only A.J. Duhe (7) and Bob Baumhower (4), who combined for 11 in 1977 . . . Their total was second among rookie sack tandems in the NFL in 1997, trailing only Baltimore's Peter Boulware and Jamie Sharper, who combined for 14.5 sacks . . . Made his NFL debut in season-opener against Indianapolis (8/31) when he started at right defensive end . . . Tied for second on the team with a season-high ten total tackles . . . Included in that total was the first sack of his career, as he dropped Jim Harbaugh for an 8-yard loss . . . Sustained a fractured right forearm during practice on October 16 . . . Underwent surgery to reduce and stabilize the fracture on October 17 by Dr. John Uribe at HealthSouth Doctors Hospital in Coral Gables . . . Was inactive for each of the next three games with the injury . . . Returned to action in a reserve role vs. N.Y. Jets (11/9), wearing a cast to protect the fracture . . . Recorded a pair of tackles in the game . . . Suffered a dislocated left thumb in practice on November 19 . . . Returned to starting lineup at right end at New England (11/23), while wearing a cast on his right forearm and another to protect his left thumb . . . Came up with six tackles, including a sack, in the Patriots game . . . Registered three tackles, including a sack and a forced fumble, at Indianapolis (12/14) . . . The sack and the forced fumble occurred on the same play, as he stripped the ball from Harbaugh after a 2-yard loss, and the loose ball was recovered by Shawn Wooden . . . Opened at right end in First-Round Playoff game at New England (12/28) . . . Was credited with three tackles . . .

POSTSEASON ROOKIE HONORS: Earned several postseason all-rookie accolades . . . Was named to the all-rookie teams for Pro Football Weekly, College & Pro Football Newsweekly and Football News . . . Was also named as the Dolphins' Newcomer of the Year in a vote of the South Florida media.

COLLEGE

Was a four-year letterman (1993-96) and three-year starter at Akron . . . In his collegiate career, collected 279 tackles, 41 stops for loss, 21 sacks, seven fumble recoveries, eight forced fumbles and three interceptions . . . Was a first-team All-Mid-American Conference choice as a senior, when he started at left defensive end . . . Tallied 64 tackles (43 solo), and led team with 10 sacks and 18 stops for loss . . . Added four fumble recoveries, three forced fumbles, six passes defended and also had a 1-yard reception for a score against Illinois . . . Earned National Defensive Player of the Week honors for his performance against Virginia Tech when he posted 12 tackles, two sacks, two fumble recoveries, three stops for loss and tackled a punt returner in the end zone for a safety . . . Was an honorable mention All-America pick and a first-team All-MAC selection as a junior, when he started at weakside linebacker . . . Led team with 99 tackles . . . Added five sacks, 11 tackles for loss, three forced fumbles, a fumble recovery, five passes defended and an interception . . . Played in all 11 contests with nine starts at weakside linebacker in his sophomore campaign . . . Had 70 tackles, and led team with six sacks and four stops for loss . . . Also had an interception . . . Saw reserve action as a redshirt freshman . . . Finished with 46 tackles, including two for loss, one fumble recovery, one forced fumble, an interception and two passes defended . . . Also lettered on the Akron basketball team . . . Majored in political science/criminal justice.

PERSONAL

Married to Katina, couple resides in Weston, Fla., with their two sons, Isaiah Paul and Mason Paul, and daughter, Zoe Grace . . . Was home-schooled during high school, although he played sports for Woodland Hills High School in Pittsburgh, Pa. . . Earned All-Western Pennsylvania Interscholastic Athletic League honors by Pittsburgh Post-Gazette and Gateway Press his senior season as a tight end and free safety . . . Also lettered in basketball . . . This past offseason he became the first active NFL player to participate as a contestant on ABC's hit show "Dancing with the Stars" . . . Paired with professional dancer Edyta Sliwinska, he finished as the runner-up to Olympic Gold Medal figure skater Kristi Yamaguchi and professional dancer Mark Ballas . . . Was also named to People Magazine's "100 Most Beautiful" list for 2008 and one of "TV's New Top-10 Dream Men" by US Weekly . . . In July of 2004, established the Jason Taylor Foundation (website: www.jasontaylorfoundation.org) with a mission of "supporting and creating programs that facilitate the personal growth and empowerment of South Florida's children in need by focusing on improved health care, education and quality of life" . . . In 2007, The Jason Taylor Foundation contributed nearly \$320,000 in grants and program services to local organizations dedicated to helping children . . . Was named the 2007 Walter Payton NFL Man of the Year for his off-the-field community service as well as his playing excellence . . . Received the award from NFL Commissioner Roger Goodell just prior to kickoff of Super Bowl XLII . . . Has also been named a recipient of a 2006 JB Award and a 2005 and 2006 "Good Guy Award" by The Sporting News for his charitable work . . . In August of 2007, launched the Jason Taylor Reading Room in Miramar, Fla., an after-school program designed to address the problem of illiteracy among inner-city youth . . . Served as the spokesperson in a public service announcement for the American Society for the Prevention of Cruelty to Animals (ASPCA) . . . Was part of the Dolphins' "All-Community Team" in 2007 in which the Foundation donated 20 tickets for every home game, which was split among the Urban League, His House, Overtown Youth Center and The Haven . . . The past five offseasons, has hosted the "Jason Taylor Celebrity Golf Classic," which has raised more than \$350,000 for the Holtz Children's Hospital at the University of Miami Jackson Memorial Medical Center . . . In February of 2005, the hospital renamed its learning center The Jason Taylor Children's Learning Center in recognition of his contributions and support . . . In addition, the golf classics have committed nearly \$150,000 to "Take Stock in Children," funding seven years of mentoring and four-year college tuition scholarships for 15 deserving sixth-grade students . . . Currently sits on the "Take Stock in Children" statewide Board of Directors . . . Funded two additional scholarships after hosting benefits with Tiffany & Co. over the summers of 2005 and 2006 and another 12 scholarships through a partnership with the Office Depot Foundation . . . The 2005 event was attended by Academy Award-winning actor Jamie Foxx, rap artist Trick Daddy and Grammy Award-winning music producer Timbaland . . . Created the "Big Screens-Big Dreams" program to inspire and motivate area youth through feature film . . . More than 1,000 student-athletes have participated in the program since 2004, enjoying private screenings of films such as "Friday Night Lights," "Coach Carter," "Glory Road," "Invincible," "We Are Marshall," "PRIDE" and "The Great Debaters" . . . Has held his "Cool Gear for the School Year" event the past three Septembers at which 50 children in 2005 and 60 kids in 2006 and 2007 were each given a

\$300 back-to-school shopping opportunity at Old Navy to purchase school clothes . . . Hosted “JT’s Ping-Pong Smash” each of the past four Decembers . . . The first-of-its-kind celebrity doubles table tennis tournament has raised nearly \$175,000 . . . Started the “Jason Taylor Sack Pack” in which he teams up with community members to make a donation for every sack, tackle or interception he registers . . . Over the past three years Sack Pack donations have totaled more than \$185,000 . . . In May of 2003, along with former teammate Zach Thomas, was part of a USO/NFL Tour in which he visited various military bases and hospitals in Germany . . . Was part of a similar tour in June 2003, in which he visited Kuwait and Iraq, including Baghdad, along with a group of entertainers which included Robert De Niro, Alyssa Milano, Gary Sinise, John Stamos, Rebecca Romijn, Wayne Newton, Kid Rock and Lee Ann Womack . . . Entered into a partnership with South Florida-based smoothie company JUICEBLENDZ in 2007, taking on the role of an equity partner and President of Franchise Development . . . In June 2003, became the first spokesman for the Neutrogena Men brand of skin, hair and body care products . . . Made a cameo appearance in box office hit “Jackass: Number Two” in 2006 . . . He and his Davie home were featured on “MTV Cribs” in 2002 . . . Has also done work with children’s hospitals in Pittsburgh and Akron . . . Has participated in events benefiting the Cystic Fibrosis Foundation and the Miami Project to Cure Paralysis . . . Has assisted in building houses in Miami for Habitat for Humanity . . . Prior to the 1999 season, released his own calendar with a portion of the proceeds going to benefit First Book, a national non-profit organization committed to giving children the opportunity to read and own their first new books . . . From 2000-03, was a member of the “Crunch on Paralysis” team, along with Trace Armstrong and Zach Thomas, that made a donation for every sack and tackle they made to the Miami Project to Cure Paralysis . . . Combined, the three donated nearly \$180,000 to the Miami Project during that span with Smirnoff doubling that amount . . . For their efforts, the three were named the winner of the team’s Community Service Award for 2000 . . . Served as Grand Marshal for the 2006 Toyota Indy 300 at Homestead-Miami Speedway . . . Enjoys boating, fishing and playing golf in spare time . . . Set a Highbourne Key (Bahamas) record during the 2005 offseason by catching a 70-pound bull dolphin . . . Lists “The Godfather, The Complete Epic” as favorite movie, “The Sopranos” as favorite television show and The Bible as favorite book . . . Full name is Jason Paul Taylor, born September 1, 1974, in Pittsburgh, Pa.

JASON TAYLOR’S NFL REGULAR SEASON STATISTICS

YEAR TEAM	GP GS	TACKLES						INTERCEPTIONS					FUMBLES		
		TOT	SOLO	ASST	SK	YDS		NO	YDS	LG	TD	PD	FF	FR	YDS
1997 Miami	13 11	50	43	7	5.0	37.0		0	0	–	0	3	2	2	0
1998 Miami	16 15	52	37	15	9.0	37.0		0	0	–	0	9	4	0	0
1999 Miami	15 15	55	32	23	2.5	19.5		1	0	0	0	4	0	2	4
2000 Miami	16 16	68	46	22	14.5	92.0		1	2	2	0	5	1	4	29
2001 Miami	16 16	86	60	26	8.5	44.5		1	4	4	0	7	4	4	7
2002 Miami	16 16	76	56	20	18.5	162.5		0	0	–	0	8	7	2	5
2003 Miami	16 16	71	50	21	13.0	70.0		0	0	–	0	5	3	2	34
2004 Miami	16 16	90	54	36	9.5	62.5		1	-3	-3	0	9	2	3	1
2005 Miami	16 16	77	54	23	12.0	80.0		0	0	–	0	11	4	2	85
2006 Miami	16 16	62	42	20	13.5	74.0		2	71	51t	2	11	10	2	33
2007 Miami	16 16	56	47	9	11.0	63.0		1	36	36t	1	4	4	3	0
NFL TOTALS	172 169	743	521	222	117.0	742.0		7	110	51t	3	76	41	26	198

JASON TAYLOR’S NFL PLAYOFF STATISTICS

YEAR TEAM	GP GS	TACKLES						INTERCEPTIONS					FUMBLES		
		TOT	SOLO	ASST	SK	YDS		NO	YDS	LG	TD	PD	FF	FR	YDS
1997 Miami	1 1	3	2	1	0	0		0	0	–	0	0	0	0	0
1998 Miami		INJURED RESERVE													
1999 Miami	2 2	3	3	0	0	0		0	0	–	0	0	0	0	0
2000 Miami	2 2	9	7	2	0	0		0	0	–	0	0	0	0	0
2001 Miami	1 1	10	6	4	0	0		0	0	–	0	0	0	0	0
PLAYOFF TOTALS	6 6	25	18	7	0	0		0	0	–	0	0	0	0	0

ADDITIONAL STATS

Defensive Touchdowns: 1 fumble return (4 yards) in 1999, 1 fumble return (29 yards) in 2000, 1 fumble return (1 yard) in 2001, 1 fumble return (34 yards) in 2003, 1 fumble return (85 yards) in 2005, 2 interception returns (20 yards, 51 yards) in 2006, 1 interception return (36 yards) for total of five fumble returns, 3 interception returns

Safeties: 1 in 2003, 1 in 2005 for total of 2

Special Teams Tackles: 6 in 1997, 7 in 1999, 2 in 2000, 1 in 2002 for total of 16 (P-2)

Blocked Field Goals: 1 in 2006, 1 in 2007 for total of 2

SINGLE-GAME HIGHS

Most Sacks:	3.0	at Buffalo, 12/3/00
	3.0	vs. Oakland, 12/15/02
	3.0	at Buffalo, 12/21/03
	3.0	at San Francisco, 11/28/04
	3.0	at Oakland, 11/27/05
	3.0	vs. N.Y. Jets, 12/18/05
	2.5	vs. Baltimore, 9/17/00
	2.0	vs. Buffalo, 9/13/98
	2.0	at N.Y. Jets, 10/4/98
	2.0	at Oakland, 12/6/98
	2.0	at Detroit, 11/5/00
	2.0	vs. New England, 10/6/02
	2.0	at Denver, 10/13/02
	2.0	vs. San Diego, 11/24/02
	2.0	at Buffalo, 12/1/02
	2.0	vs. Washington, 11/23/03
	2.0	at Buffalo, 10/9/05
	2.0	at Houston, 10/1/06
	2.0	vs. Green Bay, 10/22/06
	2.0	at Houston, 10/7/07
	2.0	vs. N.Y. Jets, 12/2/07
	2.0	vs. Baltimore, 12/16/07

THREE DOLPHINS NAMED NFL MAN OF THE YEAR

Defensive end Jason Taylor received the highest off-the-field honor attainable by an NFL player when he was recognized as the 2007 Walter Payton NFL Man Of The Year prior to kickoff of Super Bowl XLII at University of Phoenix Stadium. Taylor became the third Dolphins player to be bestowed with this honor, joining a pair of Hall of Famers in center Dwight Stephenson (1985) and quarterback Dan Marino (1998).

The Dolphins are one of only six teams to have three or more of their players receive the honor since it was instituted by the league in 1970. Chicago, Kansas City, Pittsburgh and San Diego have each had four players recognized as the NFL Man of the Year, while Miami and Cincinnati both boast three award winners.

The award recognizes players for their excellence both on the field and in their communities. The current selection panel is comprised of NFL Commissioner Roger Goodell, former NFL Commissioner Paul Tagliabue, Pro Football Hall of Famer Anthony Muñoz, Sports Illustrated football writer Peter King, football greats Frank Gifford and Jack Kemp, 2006 co-winners Drew Brees and LaDainian Tomlinson and Connie Payton.



Jason Taylor




Dan Marino



Dwight Stephenson

REGGIE TORBOR

Linebacker



HEIGHT: 6-2
WEIGHT: 245
BORN: 1/25/81
COLLEGE: Auburn '04
ACQUIRED: UFA, 2008 (NYG)
NFL: Fifth Season
DOLPHINS: First Season

53



FINs FACT

Reggie has plans of attending culinary school following his playing career, as he has aspirations of becoming a chef. Cooking is nothing new for this Baton Rouge native, however. With both of his parents working, Reggie oftentimes cooked for both himself and his little sister while growing up. Now, he can grill just about anything, and also enjoys cooking southern-style food. In fact, to get new tips, he regularly watches shows with Paula Deen on the Food Network.

PRO CAREER

2007 Played in all 16 regular season games, starting six of them . . . Also opened all four playoff contests, including Super Bowl XLII win over New England (2/3/08) . . . In the regular season, secured 29 tackles, a sack and a pass defended . . . Also produced seven special teams tackles . . . Opened each of the final six regular season games as he replaced an injured Mathias Kiwanuka (fibula/ankle), who was placed on injured reserve on November 19 . . . The first of those starting assignments came vs. Minnesota (11/25) when he established a season best with six tackles as the Giants held the Vikings to 251 yards of total offense and a 3.3-yard average per rush attempt . . . Also had six tackles two weeks later in 16-13 win at Philadelphia (12/9) . . . Lone sack of the year came in finale vs. New England (12/29) when he dropped Tom Brady for a 10-yard loss . . . Also had five tackles on defense and three stops on special teams in the Giants game . . . In four playoff games, totaled 10 tackles and a sack . . . Was credited with five tackles, including a 5-yard sack of Tony Romo, in 21-17 Divisional win at Dallas (1/13/08) . . . Registered a pair of tackles on defense in 17-14 win over New England in Super Bowl XLII (2/3/08) in Glendale, Ariz . . . In the 10 games that Torbor started on the year, including playoffs, the Giants went 7-3 and allowed a 3.2-yard average per rush attempt (291-942).

2006 Appeared in all 16 games with three starts . . . Totaled 16 tackles, a sack and a forced fumble . . . Produced 14 special teams tackles, tying him with Chase Blackburn for the team lead . . . Recorded a career-high four special teams tackles in week two contest at Philadelphia (9/17) . . . Lone sack of the season came vs. Tampa Bay (10/29) . . . Equaled his career high with seven tackles on defense in Monday night game at Jacksonville (11/20) . . . Also had two special teams stops in that contest . . . The following week at Tennessee (11/26), forced a Travis Henry fumble in the first quarter that was recovered by Gibril Wilson at the Giants' 48 and

TORBOR QUICK HITS

CAREER TRANSACTIONS: Signed a four-year contract with the Dolphins as an unrestricted free agent from the Giants on March 1, 2008 . . . Originally was a fourth-round draft choice (97th overall) of the Giants in 2004.

PRO CAREER AT A GLANCE: Made his mark as a mainstay on the Giants' special teams units in his four seasons, as he totaled 50 tackles during that time. Reggie also showed the ability to be a regular on defense when he was thrust into the starting lineup with six games to play in the 2007 regular season, and became a key component on a unit that helped the team to the Super Bowl XLII Championship.

2005 Played in 14 games, including nine starts . . . Was inactive for two contests . . . Collected 34 tackles, an interception, three passes defended, a fumble recovery and a forced fumble . . . Posted 14 special teams stops, placing him sixth on the squad . . . Lone career interception occurred vs. St. Louis (10/2) when he picked off a Marc Bulger pass in the fourth quarter and returned it 37 yards to the Rams' 23, leading to a Giants touchdown three plays later in their 44-24 win . . . The following week at Dallas (10/16), recovered a Drew Bledsoe fumble . . . Registered a career-high seven tackles in a starting role at San Francisco (11/6) as the Giants held the 49ers to 138 yards of total offense in a 24-6 win . . . Was inactive for game vs. Philadelphia (11/20) after undergoing hernia surgery . . . Also was inactive for regular season finale at Oakland (12/31) as well as First-Round Playoff game vs. Carolina (1/8/06).

COLLEGE

PERSONAL

REGGIE TORBOR'S NFL REGULAR SEASON STATISTICS

228 • Torbor

REGGIE TORBOR'S NFL PLAYOFF STATISTICS

YEAR TEAM	GP	GS	TACKLES					INTERCEPTIONS					FUMBLES		
			TOT	SOLO	ASST	SK	YDS	NO	YDS	LG	TD	PD	FF	FR	YDS
2005 N.Y. Giants	0	0	0	0	0	0.0	0.0	0	0	–	0	0	0	0	0
2006 N.Y. Giants	1	0	0	0	0	0.0	0.0	0	0	–	0	0	0	0	0
2007 N.Y. Giants	4	4	10	7	3	1.0	5.0	0	0	–	0	0	0	0	0
PLAYOFF TOTALS	5	4	10	7	3	1.0	5.0	0	0	–	0	0	0	0	0

ADDITIONAL STATS

Special Teams Tackles: 15 in 2004, 14 in 2005, 14 in 2006, 7 in 2007 for total of 50 (P-1)

SINGLE-GAME HIGHS


Most Tackles: 7 at San Francisco, 11/6/05

7 at Jacksonville, 11/20/06

Most Sacks: 1.5 at Cincinnati, 12/26/04

ERNEST WILFORD

Wide Receiver



HEIGHT: 6-4

WEIGHT: 225

BORN: 1/14/79

COLLEGE: Virginia Tech '04

ACQUIRED: UFA, 2008 (JACK)

NFL: Fifth Season

DOLPHINS: First Season

18

FINS FACT

Following his playing career, Ernest would like to get into a career in law enforcement, especially the FBI, Secret Service or DEA. It is something he has dreamed of doing since he was a senior in high school. "I always imagined myself wearing business suits and taking down criminals," Ernest says. He has had some hands on experience in the field as well. During his tenure in Jacksonville, he would do ride-alongs with the Jacksonville Police Department for more than a year in the offseason. In fact, three of his favorite television shows are "Law & Order," "The First 48" and "Crime 360."

PRO CAREER

2007 Played in all 16 regular season games for the third year in a row, including a career-high 14 starts . . . Totaled 45 receptions for 518 yards and three touchdowns . . . Reception total led team while yardage figure was third . . . Tied a career high with six catches (53 yards), vs. Indianapolis (10/22) . . . Amassed a season-high 72 receiving yards on five catches at Indianapolis (12/2) . . . First touchdown catch of the year came at Pittsburgh (12/16) when his 12-yard scoring grab from David Garrard in the second quarter gave Jacksonville a 10-7 lead as they went on for a 29-22 victory . . . Two weeks later, in finale at Houston (12/30), matched his career-high totals for both receptions (6) and touchdowns (2) as he totaled 58 receiving yards . . . Accounted for scoring catches of 6 and 17 yards in the game, both from Quinn Gray

... Appeared in both playoff games following the season, including one start ... Hauled in four passes for 60 yards and a touchdown ... Had a 6-yard TD catch from Garrard in second quarter of Divisional contest at New England (1/12/08), tying the game at 14 apiece.

2006 Started 12 of the 16 games in which he played ... Hauled in 36 passes for 524 yards and a pair of scores ... Both touchdown receptions came in 37-7 win over Tennessee (11/5) when he caught TD passes of 11 and 22 yards, both from David Garrard ... His 22-yarder is the longest scoring reception of his career ... Accounted for season-high totals of five catches and 72 yards two weeks later in 26-10 Monday night win over N.Y. Giants (11/20), as he led the team in both receptions and receiving yards that night ... Was held without a catch vs. Indianapolis (12/10), ending his string of 30 straight regular season games with a reception, a streak that had dated back to 2004 ... Had a season-long 41-yard catch vs. New England (12/24).

2005 Appeared in all 16 regular season games with eight starts ... Totaled 41 receptions for a career-high 681 yards and seven touchdowns ... Reception and yardage figures were second on the club while his seven touchdowns led the team ... Of his 41 catches on the year, 10 went for 25 yards or longer ... Caught two passes for 35 yards, including a 21-yard TD catch from Byron Leftwich, in 26-20 victory at N.Y. Jets (9/25) ... The score marked the second-longest TD catch of his career ... Only reception vs. Cincinnati (10/9) was an 11-yard TD catch from Leftwich in the Jaguars' 23-20 victory ... Accounted for the first 100-yard receiving game of his career at St. Louis (10/30), when he accumulated a career-high 145 yards on six receptions, one of which went for a touchdown ... Of his six receptions that day, three went for 25 yards or longer ... The following week vs. Houston (11/6), tallied four receptions for 89 yards, including a 12-yard TD catch from Leftwich, in the Jaguars' 21-14 victory ... Along with his output from the Rams contest, it marked the highest two-game receiving total of his career, as he combined for 10 receptions for 234 yards and two TDs ... In 31-28 win at Tennessee (11/20), had five receptions for 47 yards ... One his catches was an 18-yard score from Leftwich in the third quarter, tying the game at 21 as the Jaguars went on for 17 unanswered points ... Hauled in four passes for 118 yards, including a 36-yard TD catch from David Garrard, in 38-20 win at Houston (12/24) ... Average per reception that day of 29.5 yards is a career best (min. 3 receptions) ... Had a 14-yard TD catch from Quinn Gray in 40-13 win over Tennessee (1/1/06) to close out the regular season ... Started First-Round Playoff game at New England (1/7/06) and caught four passes for 53 yards.

2004 As a rookie, played in 15 games with three starts ... Was inactive for one contest ... Caught 19 passes for 271 yards and two touchdowns ... Had a reception in each of his first seven games of the year ... In his NFL debut, at Buffalo (9/12), his lone reception was a 7-yard TD catch from Byron Leftwich on the game's final play, providing the Jaguars with a 13-10 victory ... His only catch the week afterwards vs. Denver (9/19) was a 12-yard TD grab from Leftwich in the second quarter to commence the scoring in Jacksonville's 7-6 victory ... Established a career high with six receptions, totaling 56 yards vs. Indianapolis (10/3) ... Was inactive for game vs. Tennessee (11/21), the only contest he has missed in his NFL career ... Had a career-long 46-yard catch in finale at Oakland (1/2/05), which came on third-and-9 from the Raiders' 48, leading to a Greg Jones 1-yard TD run three plays later to give the Jaguars the winning points in their 13-6 triumph.

WILFORD QUICK HITS

CAREER TRANSACTIONS: Signed a four-year contract with the Dolphins as an unrestricted free agent from Jacksonville on February 29, 2008 ... Originally was the second of two fourth-round draft choices (120th overall) of the Jaguars in 2004, with a choice obtained from Baltimore as part of the Kevin Johnson trade.

PRO CAREER AT A GLANCE: Ernest has played in 63 regular season games in his career, having missed just one contest. In fact, he enters 2008 having appeared in 54 straight league games. Of his 141 career receptions, 20 have gone for 25 yards or longer. He goes into 2008 having caught a pass in 49 of his last 50 regular season games. His 14 career TD receptions during the regular season have come in 12 games, and the Jaguars were 10-2 in those games.

COLLEGE

Was a four-year letterman at Virginia Tech (2000-03) ... Played in 49 games with 27 starts for the Hokies ... Caught 126 passes for 2,052 yards and 11 touchdowns ... Reception total is a school record while his yardage figure ranks third all-time ... Was a first-team All-Big East Conference pick as a senior when he caught 55 passes for 886 yards and three TDs ... Reception total that year is a school single-season standard ... Was a second-team all-

conference pick his junior campaign when he tallied 51 receptions for 925 yards and seven scores . . . That year, established school single-game receiving records with 279 yards and four touchdowns against Syracuse . . . Graduated with a degree in sociology.

PERSONAL

Married (Robyn Denise) . . . Attended Franklin/Armstrong Military High School in Richmond, Va . . . Earned all-state accolades in track . . . In high school, only played football his senior year . . . Played one year at Fork Union (Va.) Military Academy (1998) before enrolling at Virginia Tech . . . While at Virginia Tech, also competed on the Hokies' 1999-2000 indoor/outdoor track teams . . . Won the triple jump and was third in the high jump at the Atlantic 10 Conference Indoor Track Championships . . . Set a meet record as he captured the Atlantic 10 outdoor triple jump title . . . Father, Ernest, Sr., is a pastor at an Apostolic Church in Richmond, Va . . . Was active in community endeavors during his tenure with the Jaguars . . . Made frequent visits to local schools while also supporting local military . . . He and his wife served as mentors through Big Brothers/Big Sisters . . . Was the recipient of the 2004 Jaguars/Morgan Stanley Community Leader of the Year Award . . . Enjoys playing golf in spare time . . . In fact, hosts the annual Ernest Wilford Golf Classic, which benefitted The First Tee of St. John's County, a non-profit organization whose mission is to provide an affordable and accessible youth-centered golf facility where the youth in the local community can learn the game of golf and the values it teaches in a structured and supportive environment . . . Full name is Ernest Lee Wilford, Jr., born January 14, 1979 in Richmond, Va.

ERNEST WILFORD'S NFL REGULAR SEASON STATISTICS

YEAR	TEAM			RECEIVING						RUSHING					
		GP	GS	NO.	YDS.	AVG.	LG	TD		ATT.	YDS.	AVG.	LG	TD	
2004	Jacksonville	15	3	19	271	14.3	46	2		0	0	—	0	0	
2005	Jacksonville	16	8	41	681	16.6	39	7		0	0	—	0	0	
2006	Jacksonville	16	12	36	524	14.6	41	2		0	0	—	0	0	
2007	Jacksonville	16	14	45	518	11.5	35	3		0	0	—	0	0	
NFL TOTALS		63	37	141	1994	14.1	46	14		0	0	—	0	0	

ERNEST WILFORD'S NFL PLAYOFF STATISTICS

YEAR	TEAM			RECEIVING						RUSHING					
		GP	GS	NO.	YDS.	AVG.	LG	TD		ATT.	YDS.	AVG.	LG	TD	
2005	Jacksonville	1	1	4	53	13.3	17	0		0	0	—	0	0	
2007	Jacksonville	2	1	4	60	15.0	20	1		0	0	—	0	0	
PLAYOFF TOTALS		3	2	8	113	14.1	20	1		0	0	—	0	0	

SINGLE-GAME HIGHS

- Most Receptions:

6 vs. Indianapolis, 10/3/04

6 at St. Louis, 10/30/05

6 vs. Indianapolis, 10/22/07

6 at Houston, 12/30/07
- Most Receiving Yards:

145 at St. Louis, 10/30/05

118 at Houston, 12/24/05

89 vs. Houston, 11/6/05
- Longest Receptions:

46 at Oakland, 1/2/05

41 vs. New England, 12/24/06

40 vs. N.Y. Jets, 10/8/06
- Highest Avg. Per Catch:
(min. 3 receptions)

29.5 at Houston, 12/24/05 (4-118)

24.2 at St. Louis, 10/30/05 (6-145)

22.3 vs. Houston, 11/6/05 (4-89)
- Most TDs:

2 vs. Tennessee, 11/5/06

2 at Houston, 12/30/07

2004 GAME-BY-GAME STATISTICS (Jacksonville)

DATE	OPPONENT	P/S	RECEIVING				RUSHING				W/L	SCORE
			NO.	YDS.	LG	TD	ATT.	YDS.	LG	TD		
9/12	at Buffalo	P	1	7	7t	1	0	0	-	0	W	13-10
9/19	DENVER	P	1	12	12t	1	0	0	-	0	W	7-6
9/26	at Tennessee	P	1	6	6	0	0	0	-	0	W	15-12
10/3	INDIANAPOLIS	P	6	56	24	0	0	0	-	0	L	17-24
10/10	at San Diego	P	2	49	38	0	0	0	-	0	L	21-34
10/17	KANSAS CITY	S	2	22	14	0	0	0	-	0	W	22-16
10/24	at Indianapolis	S	1	9	9	0	0	0	-	0	W	27-24
10/31	at Houston	P	0	0	-	0	0	0	-	0	L	6-20
11/14	DETROIT	P	0	0	-	0	0	0	-	0	W	23-17
11/21	TENNESSEE		INACTIVE								L	15-18
11/28	at Minnesota	P	0	0	-	0	0	0	-	0	L	16-27
12/5	PITTSBURGH	P	1	36	36	0	0	0	-	0	L	16-17
12/12	CHICAGO	S	1	9	9	0	0	0	-	0	W	23-10
12/19	at Green Bay	P	0	0	-	0	0	0	-	0	W	28-25
12/26	HOUSTON	P	1	9	9	0	0	0	-	0	L	0-21
1/2/05	at Oakland	P	2	56	46	0	0	0	-	0	W	13-6
2004 TOTALS			15-3	19	271	46	2	0	0	-	0	9-7

2005 GAME-BY-GAME STATISTICS (Jacksonville)

DATE	OPPONENT	P/S	RECEIVING				RUSHING				W/L	SCORE
			NO.	YDS.	LG	TD	ATT.	YDS.	LG	TD		
9/11	SEATTLE	P	1	14	14	0	0	0	-	0	W	26-14
9/18	at Indianapolis	P	1	25	25	0	0	0	-	0	L	3-10
9/25	at New York Jets	P	2	35	21t	1	0	0	-	0	W	26-20*
10/2	DENVER	P	2	17	12	0	0	0	-	0	L	7-20
10/9	CINCINNATI	P	1	11	11t	1	0	0	-	0	W	23-20
10/16	at Pittsburgh	P	2	15	10	0	0	0	-	0	W	23-17*
10/30	at St. Louis	P	6	145	37	1	0	0	-	0	L	21-24
11/6	HOUSTON	S	4	89	39	1	0	0	-	0	W	21-14
11/13	BALTIMORE	P	1	10	10	0	0	0	-	0	W	30-3
11/20	at Tennessee	S	5	47	18t	1	0	0	-	0	W	31-28
11/27	at Arizona	S	2	28	17	0	0	0	-	0	W	24-17
12/4	at Cleveland	S	3	36	18	0	0	0	-	0	W	20-14
12/11	INDIANAPOLIS	S	3	23	14	0	0	0	-	0	L	18-26
12/18	SAN FRANCISCO	S	2	28	21	0	0	0	-	0	W	10-9
12/24	at Houston	S	4	118	37	1	0	0	-	0	W	38-20
1/1/06	TENNESSEE	S	2	40	26	1	0	0	-	0	W	40-13
1/7/06	at New England#	S	4	53	17	0	0	0	-	0	L	3-28
2005 TOTALS			16-8	41	681	39	7	0	0	-	0	12-4
PLAYOFF TOTALS			1-1	4	53	17	0	0	0	-	0	0-1

2006 GAME-BY-GAME STATISTICS (Jacksonville)

DATE	OPPONENT	P/S	RECEIVING				RUSHING				W/L	SCORE
			NO.	YDS.	LG	TD	ATT.	YDS.	LG	TD		
9/10	DALLAS	P	3	58	30	0	0	0	-	0	W	24-17
9/18	PITTSBURGH	P	4	27	16	0	0	0	-	0	W	9-0
9/24	at Indianapolis	S	3	32	17	0	0	0	-	0	L	14-21
10/1	at Washington	P	3	30	14	0	0	0	-	0	L	30-36*
10/8	NEW YORK JETS	S	1	40	40	0	0	0	-	0	W	41-0
10/22	at Houston	S	2	26	15	0	0	0	-	0	L	10-13
10/29	at Philadelphia	S	1	16	16	0	0	0	-	0	W	13-6
11/5	TENNESSEE	S	3	44	22t	2	0	0	-	0	W	37-7
11/12	HOUSTON	S	2	50	25	0	0	0	-	0	L	10-13
11/20	N.Y. GIANTS	S	5	72	18	0	0	0	-	0	W	26-10
11/26	at Buffalo	S	1	12	12	0	0	0	-	0	L	24-27
12/3	at Miami	S	2	33	19	0	0	0	-	0	W	24-10
12/10	INDIANAPOLIS	S	0	0	-	0	0	0	-	0	W	44-17
12/17	at Tennessee	P	2	12	7	0	0	0	-	0	L	17-24

2006 GAME-BY-GAME STATISTICS (Jacksonville)

DATE	OPPONENT	P/S	RECEIVING				RUSHING				W/L	SCORE
			NO.	YDS.	LG	TD	ATT.	YDS.	LG	TD		
12/24	NEW ENGLAND	S	2	44	41	0	0	0	-	0	L	21-24
12/31	at Kansas City	S	2	28	15	0	0	0	-	0	L	30-35
2006 TOTALS		16-12	36	524	41	2	0	0	-	0	8-8	

2007 GAME-BY-GAME STATISTICS (Jacksonville)

DATE	OPPONENT	P/S	RECEIVING				RUSHING				W/L	SCORE
			NO.	YDS.	LG	TD	ATT.	YDS.	LG	TD		
9/9	TENNESSEE	S	2	20	13	0	0	0	-	0	L	10-13
9/16	ATLANTA	S	1	33	33	0	0	0	-	0	W	13-7
9/23	at Denver	S	2	10	6	0	0	0	-	0	W	23-14
10/7	at Kansas City	S	1	12	12	0	0	0	-	0	W	17-7
10/14	HOUSTON	S	1	4	4	0	0	0	-	0	W	37-17
10/22	INDIANAPOLIS	S	6	53	11	0	0	0	-	0	L	7-29
10/28	TAMPA BAY	S	1	13	13	0	0	0	-	0	W	24-23
11/4	at New Orleans	S	3	46	23	0	0	0	-	0	L	24-41
11/11	at Tennessee	S	2	24	13	0	0	0	-	0	W	28-13
11/18	SAN DIEGO	P	2	31	16	0	0	0	-	0	W	24-17
11/25	BUFFALO	S	5	60	21	0	0	0	-	0	W	36-14
12/2	at Indianapolis	S	5	72	35	0	0	0	-	0	L	25-28
12/9	CAROLINA	P	4	38	16	0	0	0	-	0	W	37-6
12/16	at Pittsburgh	S	2	22	12t	1	0	0	-	0	W	29-22
12/23	OAKLAND	S	2	22	14	0	0	0	-	0	W	49-11
12/30	at Houston	S	6	58	17t	2	0	0	-	0	L	28-42
1/5/08	at Pittsburgh#	P	2	39	20	0	0	0	-	0	W	31-29
1/12/08	at New England#	S	2	21	15	1	0	0	-	0	L	20-31
2007 TOTALS		16-14	45	518	35	3	0	0	-	0	11-5	
PLAYOFF TOTALS		2-1	4	60	20	1	0	0	-	0	1-1	

- Playoff Game

* - Overtime

ERNEST WILFORD'S RECEIVING BREAKDOWN

	2007						CAREER					
	G	NO	YDS	AVG	LG	TD	G	NO	YDS	AVG	LG	TD
Buffalo	1	5	60	12.0	21	0	3	7	79	11.3	21	1
Miami	-	-	-	-	-	-	1	2	33	16.5	19	0
New England	-	-	-	-	-	-	1	2	44	22.0	41	0
N.Y. Jets	-	-	-	-	-	-	2	3	75	25.0	40	1
AFC East	1	5	60	12.0	21	0	7	14	231	16.5	41	2
Baltimore	-	-	-	-	-	-	1	1	10	10.0	10	0
Cincinnati	-	-	-	-	-	-	1	1	11	11.0	11	1
Cleveland	-	-	-	-	-	-	1	3	36	12.0	18	0
Pittsburgh	1	2	22	11.0	12	1	4	9	100	11.1	36	1
AFC North	1	2	22	11.0	12	1	7	14	157	11.2	36	2
Houston	2	7	62	8.9	17	2	8	20	354	17.7	39	4
Indianapolis	2	11	125	11.4	35	0	8	25	270	10.8	35	0
Jacksonville	-	-	-	-	-	-	-	-	-	-	-	-
Tennessee	2	4	44	11.0	13	0	7	17	193	11.4	26	4
AFC South	6	22	231	10.5	35	2	23	62	817	13.2	39	8
Denver	1	2	10	5.0	6	0	3	5	39	7.8	12	1
Kansas City	1	1	12	12.0	12	0	3	5	62	12.4	15	0
Oakland	1	2	22	11.0	14	0	2	4	78	19.5	46	0
San Diego	1	2	31	15.5	16	0	2	4	80	20.0	38	0
AFC West	4	7	75	10.7	16	0	10	18	259	14.4	46	1
AFC Total	12	36	388	10.8	35	3	47	108	1464	13.6	46	13
Dallas	-	-	-	-	-	-	1	3	58	19.3	30	0
N.Y. Giants	-	-	-	-	-	-	1	5	72	14.4	18	0
Philadelphia	-	-	-	-	-	-	1	1	16	16.0	16	0
Washington	-	-	-	-	-	-	1	3	30	10.0	14	0
NFC East	-	-	-	-	-	-	4	12	176	14.7	30	0

ERNEST WILFORD'S RECEIVING BREAKDOWN

	2007						CAREER					
	G	NO	YDS	AVG	LG	TD	G	NO	YDS	AVG	LG	TD
Chicago	-	-	-	-	-	-	1	1	9	9.0	9	0
Detroit	-	-	-	-	-	-	1	0	0	-	-	0
Green Bay	-	-	-	-	-	-	1	0	0	-	-	0
Minnesota	-	-	-	-	-	-	1	0	0	-	-	0
NFC North	-	-	-	-	-	-	4	1	9	9.0	9	0
Atlanta	1	1	33	33.0	33	0	1	1	33	33.0	33	0
Carolina	1	4	38	9.5	16	0	1	4	38	9.5	16	0
New Orleans	1	3	46	15.3	23	0	1	3	46	15.3	23	0
Tampa Bay	1	1	13	13.0	13	0	1	1	13	13.0	13	0
NFC South	4	9	130	14.4	33	0	4	9	130	14.4	33	0
Arizona	-	-	-	-	-	-	1	2	28	14.0	17	0
St. Louis	-	-	-	-	-	-	1	6	145	24.2	37	1
San Francisco	-	-	-	-	-	-	1	2	28	14.0	21	0
Seattle	-	-	-	-	-	-	1	1	14	14.0	14	0
NFC West	-	-	-	-	-	-	4	11	215	19.5	37	1
NFC Total	4	9	130	14.4	33	0	16	33	530	16.1	37	1
Home	8	23	261	11.3	33	0	31	71	972	13.7	41	6
Road	8	22	257	11.7	35	3	32	70	1022	14.6	46	8
1st Down	16	11	138	12.5	35	2	63	48	691	14.4	41	5
2nd Down	16	13	133	10.2	15	0	63	42	552	13.1	39	2
3rd Down	16	19	232	12.2	33	1	63	47	716	15.2	46	6
4th Down	16	2	15	7.5	11	0	63	4	35	8.8	13	1
1st Half	16	25	232	9.3	15	2	63	60	723	12.1	37	6
2nd Half/OT	16	20	286	14.3	35	1	63	81	1271	15.7	46	8
Grass	14	37	400	10.8	33	3	53	118	1611	13.7	46	11
Turf	2	8	118	14.8	35	0	10	23	383	16.7	37	3
September	3	5	63	12.6	33	0	12	22	279	12.7	33	3
October	4	9	82	9.1	13	0	17	38	518	13.6	40	2
November	4	12	161	13.4	23	0	14	35	513	14.7	39	4
December	5	19	212	11.2	35	3	18	42	588	14.0	41	4
January	-	-	-	-	-	-	2	4	96	24.0	46	1
Games 1-8	8	17	191	11.2	33	0	32	70	976	13.9	40	8
Games 9-16	8	28	327	11.7	35	3	31	71	1018	14.3	46	6
Wins	11	23	269	11.7	33	1	40	80	1151	14.4	46	11
Losses	5	22	249	11.3	35	2	23	61	843	13.8	41	3

DOLPHINS HELP SPUR GROWTH OF YOUTH FOOTBALL IN SOUTH FLORIDA

The long-term success of any sport starts at the grassroots level, and the Miami Dolphins are doing their part to help ensure that youth football in South Florida remains as strong as ever. The turf at Boggs Field in Hollywood, Florida will be upgraded, and the football field at Archbishop Curley Notre Dame High School in Miami will be refurbished, thanks in part to \$150,000 in grants from the National Football League Grassroots Program, it was announced during the 2008 offseason.

The grants, awarded by the Miami Dolphins, the NFL Youth Football Fund and Local Initiatives Support Corporation (LISC), are part of \$5.43 million in field refurbishment awards allocated this year to community groups in areas surrounding the 32 NFL markets.

Once the projects at Boggs and Archbishop Curley have been completed, there will be 12 South Florida fields that the Dolphins have assisted the NFL and the local LISC in refurbishing since 1999, a list which includes fields in Broward, Miami-Dade and Palm Beach Counties.

The NFL Grassroots Program, a partnership between the NFL Youth Football Fund and LISC, the nation's leading community development support corporation, has resulted in the construction or renovation of 170 football fields nationwide in the past decade. In the last 10 years, the NFL Youth Football Fund has granted more than \$20 million to revitalize playing fields in underserved neighborhoods. Fields are newly built or significantly renovated, with improvements such as irrigation systems, lights, bleachers, scoreboards, goal posts and turf.




Rookie center Mike Byrne works with area youth at the annual summer Flag Football Camp.

RICKY WILLIAMS

Running Back

34



HEIGHT: 5-10

WEIGHT: 230

BORN: 5/21/77

COLLEGE: Texas '99

ACQUIRED: T, 2002 (N.O.)

NFL: Eighth Season

DOLPHINS: Fifth Season



FINS FACT

An avid photographer, Ricky has taken pictures at several South Florida events, including Marlins games and the Sony-Ericsson tennis tournament. On occasion, he's even shot Dolphins training camp practices in between reps.

PRO CAREER

2007 Was reinstated by the NFL on November 14 and then activated to the 53-man roster on November 26 . . . Played in a reserve role in Monday night game at Pittsburgh (11/26) . . . Rushed for 15 yards on six carries before leaving the game with a right pectoral injury . . . Was placed on injured reserve on November 28 . . . Underwent surgery on November 29 . . . Dr. George Caldwell performed the surgery at Broward General Medical Center in Ft. Lauderdale.

CAREER RUSHING: Despite having played only two full seasons and parts of two others with the club, Williams is second in team annals in rushing yards with 3,968, trailing Hall of Famer Larry Csonka by 2,769 yards . . . He is third in both attempts and rushing touchdowns and is within striking distance of second in both categories in 2008:

WILLIAMS QUICK HITS

CAREER PRO BOWL SELECTIONS: 1 (2002)

CAREER TRANSACTIONS: Originally was a first-round draft choice (5th overall, 2nd running back) by New Orleans in 1999, with a choice obtained from Washington in a draft-day trade-up, in which the Saints surrendered their six remaining picks in the '99 draft, and first- and third-round draft choices in 2000 . . . Was traded by New Orleans to Miami on March 8, 2002 in exchange for a first-round draft choice in 2002 (25th overall) and a conditional third-round pick in 2003 . . . That pick became a first-round selection (18th overall) when he reached the 1,500-yard rushing mark in 2002 . . . In the trade, the teams also swapped positions in the fourth-round of the 2002 Draft.

PRO CAREER AT A GLANCE: In seven previous NFL seasons, Williams has compiled 7,112 yards rushing and 47 touchdowns on 1,763 attempts. With the Dolphins, in four seasons and 45 games, he has totaled 3,983 yards rushing and 31 touchdowns on 949 carries. He stands in second spot on the Dolphins' all-time rushing chart, trailing only Larry Csonka (6,737). He also is tops on the club's all-time chart for 100-yard rushing games with 19. In addition, he is sixth on the Saints' all-time rushing list with 3,129 yards (814 atts., 16 TDs).

MIAMI DOLPHINS CAREER RUSHING LEADERS

RUSHING YARDS			RUSHING ATTEMPTS			RUSHING TOUCHDOWNS		
PLAYER	YEARS	YDS.	PLAYER	YEARS	ATT.	PLAYER	YEARS	TDs
L. Csonka	1968-74, 1979	6737	L. Csonka	1968-74, 1979	1506	L. Csonka	1968-74, 1979	53
R. WILLIAMS	2002-03, '05, '07	3968	J. Kiick	1968-74, '05, '07	997	K. Abdul-Jabbar	1996-99, '05, '07	33
M. Morris	1969-75	3877	R. WILLIAMS	2002-03, '05, '07	775	R. WILLIAMS	2002-03, '05, '07	25
J. Kiick	1968-74	3644	K. Abdul-Jabbar	1996-99	888	M. Morris	1969-75	29
T. Nathan	1979-87	3543	M. Morris	1969-75	754	J. Kiick	1968-74	28

100-YARD RUSHING GAMES: Williams has accounted for 19 100-yard rushing games as a Dolphin, a franchise record . . . He tied the previous mark of 15, first set by Larry Csonka, with a 104-yard effort (31 atts.) on November 27, 2003 at Dallas on Thanksgiving Day . . . He surpassed the mark with a 107-yard, 1 TD performance (18 atts.) two weeks later against Philadelphia (12/15) in a Monday night contest . . . In addition, he holds the two highest single-season totals in club annals . . . In Williams' four seasons with the club, the Dolphins have posted a mark of 16-3 when he has run for 100 yards or more . . . Overall in his seven NFL seasons, the teams for which he has played have produced a record of 23-8 in games when he has reached the 100-yard rushing plateau:

MOST 100-YARD RUSHING GAMES BY A DOLPHIN

SEASON			CAREER		
PLAYER	YEAR	NO.	PLAYER	YEARS	NO.
1. RICKY WILLIAMS	2002	10	1. RICKY WILLIAMS	2002-03,05,07	19
2. RICKY WILLIAMS	2003	7	2. Larry Csonka	1968-74, 79	15
3. Delvin Williams	1978	5	3. Mercury Morris	1969-75	10
4. Larry Csonka	1972	4	Ronnie Brown	2005-07	10
Karim Abdul-Jabbar	1996	4	5. Karim Abdul-Jabbar	1996-99	9
Lamar Smith	2000	4			
Ronnie Brown	2006	4			
Ronnie Brown	2007	4			

2006 Was suspended by the NFL on April 25, 2006 for violating the league's substance abuse policy . . . Went on to play with the Toronto Argonauts of the Canadian Football League, with whom he signed a contract on May 26, 2006 . . . Led the team and was eighth in the league in rushing with 526 yards and two touchdowns on 109 attempts . . . Also caught 19 passes for 127 yards . . . Missed two months of the season with a fractured left forearm sustained in a game at Saskatchewan on July 22.

2005 Went on to play in the final 12 games of the year, including three starts, after serving a four-game NFL suspension to start the season for violation of the NFL's substance abuse policy . . . Was second on the squad with 743 yards rushing on 168 carries . . . Led team with six rushing scores . . . Also caught 17 passes for 93 yards . . . After being held to a combined seven yards rushing in his first two outings of the year, broke through for 82 yards (17 atts.) in a 21-6 win over New Orleans in Baton Rouge (10/30) . . . Along with Ronnie Brown's 106 yards that day, it marked the first time that two Dolphins running backs rushed for 80 yards or more in the same game since October 8, 1979 when Delvin Williams had 86 yards and Larry Csonka rushed for 83 yards at Oakland . . . The following week vs. Atlanta (11/6), scored his first touchdown of the season, which came on a 23-yard scamper in the second quarter, tying the game at 7-7 . . . Totaled 165 rushing yards in consecutive weeks, including an 83-yard performance (13 atts.) at Cleveland (11/20) and an 82-yard effort (16 atts.) at Oakland (11/27) . . . Broke loose for a 34-yard TD run in the Raiders game, giving the Dolphins a 30-21 lead with 3:50 to play as they went on for a 33-21 victory . . . Rushed for 70 yards on 14 carries in 24-20 win over N.Y. Jets (12/18) on a Monday night . . . His 23-yard TD run 1:15 into the fourth quarter tied the game at 17-17 . . . It also marked the first of three straight games to close out the season that he accounted for a touchdown . . . Both of his 100-yard rushing games on the year occurred over the final two weeks of the season . . . Amassed 172 yards and a TD on 26

attempts in a 24-10 win over Tennessee (12/24) . . . His rushing total in that game is the fifth-highest figure of his career . . . His 19-yard scoring run with 1:48 remaining in the contest cemented the outcome . . . In season-ending 28-26 win at New England (1/1/06), ran for 108 yards and a TD on 28 carries . . . His 2-yard TD run in the first quarter opened the scoring.

2004 Sat out the season . . . Was placed on the Dolphins' Reserve/Did Not Report list on July 30 and the Reserve/Retired list on August 31.

2003 Started all 16 games . . . Became the first Dolphins running back to start every regular season game in consecutive seasons since Larry Csonka opened all 14 contests each year between 1970-73 . . . Rushed for a team-high 1,372 yards and nine touchdowns on 392 attempts . . . Became just the second player in team history to record multiple 1,000-yard rushing seasons, joining Csonka, who did it each year from 1971-73 . . . Also caught 50 passes for 351 yards and one TD . . . Rushing total was the second-highest single-season figure in Dolphins history, trailing only Williams' 1,853 yards from 2002 . . . It represented the ninth 1,000-yard rushing season in franchise history . . . His total in 2003 also placed sixth in the AFC and 10th in the NFL . . . Reception total ranked second on the squad, while his receiving yardage figure was fourth . . . Racked up 1,723 total yards from scrimmage, sixth in the conference and ninth in the league . . . It also was the second-highest single-season figure in club annals, trailing only his 2,216 yards from 2002 . . . Put together seven 100-yard rushing days on the year, the second-highest single-season total in franchise history, trailing only his ten from 2002 . . . Accounted for 79 first downs on the season (68 rushing, 11 receiving), the eighth-highest figure in the AFC and 13th in the NFL . . .

SINGLE-SEASON RUSHING YARDS, ATTEMPTS & TOUCHDOWNS: In 2003, Williams established the club's single-season record for rush attempts with 392, breaking the standard that he had set the year before with 383 . . . His 1,372 yards rushing marked the second-highest single-season figure in franchise history, trailing only his 1,853 yards that he compiled in 2002:

MIAMI DOLPHINS SINGLE-SEASON RUSHING LEADERS

RUSHING YARDS			RUSHING ATTEMPTS			RUSHING TOUCHDOWNS		
PLAYER	YEAR	YDS.	PLAYER	YEAR	ATT.	PLAYER	YEAR	TDs
R. WILLIAMS	2002	1853	R. WILLIAMS	2003	392	R. WILLIAMS	2002	16
R. WILLIAMS	2003	1372	R. WILLIAMS	2002	383	K. Abdul-Jabbar	1997	15
D. Williams	1978	1258	L. Smith	2001	313	L. Smith	2000	14
L. Smith	2000	1139	L. Smith	2000	309	M. Morris	1972	12
L. Csonka	1972	1117	K. Abdul-Jabbar	1996	307	D. Nottingham	1975	12
K. Abdul-Jabbar	1996	1116	K. Abdul-Jabbar	1997	283	L. Csonka	1979	12

RUSHING YARDS FROM 2000-03: When Williams surpassed the 1,000-yard rushing mark at Dallas on Thanksgiving Day of 2003, he did so for the fourth straight season, joining Green Bay's Ahman Green and the Jets' Curtis Martin as the only three players to have amassed 1,000-yard rushing seasons each year from 2000-03 . . . Williams' four-year rushing total of 5,470 was the second-highest figure in the NFL from 2000-03, trailing only Green, who rushed for 5,685 yards over this same span:

MOST RUSHING YARDS IN THE NFL FROM 2000-03

PLAYER	TEAM(S)	ATTS.	YARDS	AVG.	TD
1. Ahman Green	Green Bay	1,208	5,685	4.7	41
2. RICKY WILLIAMS	N.O., MIAMI	1,336	5,470	4.1	39
3. Priest Holmes	Balt., Kansas City	1,097	5,178	4.7	58
4. Curtis Martin	N.Y. Jets	1,233	5,119	4.2	28
5. Stephen Davis	Wash., Carolina	1,213	5,014	4.1	31

TOTAL YARDS FROM SCRIMMAGE FROM 2000-03: In addition to his success running the ball from 2000-03, Williams proved potent as a receiver as well . . . During this four-year period, Williams also accumulated 1,634 receiving yards on 201 receptions, giving him 7,104 total yards from scrimmage . . . This total ranks as the third-highest figure in the NFL over this span:

MOST TOTAL YARDS FROM SCRIMMAGE IN THE NFL FROM 2000-03

PLAYER	TEAM(S)	GAMES	RUSH YARDS	REC. YARDS	TOTAL YARDS
2. Ahman Green	Green Bay	62	5685	1913	7598
6. Priest Holmes	Balt./K.C.	62	5178	2197	7375
3. RICKY WILLIAMS	N.O., MIAMI	58	5470	1634	7104
4. Marshall Faulk	St. Louis	53	4512	2422	6934
5. Tiki Barber	N.Y. Giants	62	4474	2354	6828

TOUCHDOWNS: Williams scored a touchdown in each of the first five games of 2003 . . . Along with his touchdown in the final game of the 2002 season, he scored a touchdown in six straight games . . . That tied a team record for most consecutive games with a touchdown, along with Paul Warfield, who scored a touchdown in six consecutive contests in 1972, and Mark Clayton, who scored in six games in a row over a two-year period, from 1988-89 . . .

GAME HIGHLIGHTS – VS. HOUSTON (SEPT. 7): Led the Dolphins in rushing with 17 carries for 69 yards and added five receptions for 60 yards and one touchdown, which came on a 35-yard TD pass from Jay Fiedler . . . It marked his lone receiving touchdown of the season . . .

AT N.Y. JETS (SEPT. 14): Led the Dolphins in rushing with 34 carries for 125 yards and one touchdown, which came on a 2-yard run . . . Also tied for the team lead in receptions with four catches for 37 yards . . . It was his first 100-yard rushing game of the year, and his 11th as a Dolphin, moving him past Mercury Morris into sole possession of second place for most 100-yard rushing games by a Dolphin . . .

VS. BUFFALO (SEPT. 21): Led the Dolphins in rushing with 42 carries for 153 yards and one touchdown, which came on a 1-yard run . . . His 42 rushing attempts set a new team record for most carries, breaking the former club record of 40 rushes by Lamar Smith in an AFC First-Round playoff game vs. Indianapolis on December 30, 2000 . . . It also was a new single-game career high for Williams, surpassing his former high of 40 carries, which was set on October 31, 1999 vs. Cleveland as a member of the New Orleans Saints . . . His 42 carries, combined with his 34 carries in his previous game against the Jets, gave him a total of 76 rushing attempts in consecutive games, which tied an NFL record set by Earl Campbell of the Houston Oilers, who totaled 76 carries in two straight games in 1981 (37 carries vs. Cincinnati on October 4 and 39 carries vs. Seattle on October 11 that year) . . . In the contest, he moved past Lamar Smith (2,107) and Benny Malone (2,129) into ninth place among the Dolphins' all-time leading rushers . . . For his efforts in that contest he was named as the FedEx Ground NFL Player of the Week . . .

AT JACKSONVILLE (OCT. 12): Topped the Dolphins' rushing chart with 19 carries for 75 yards and one touchdown, which came on a 14-yard run . . . Along with his touchdown in the final game of the 2002 season, it was the sixth straight game he scored a touchdown, tying a team record for most consecutive games with a touchdown, along with Paul Warfield, who scored a touchdown in six straight games in 1972, and Mark Clayton, who scored in six consecutive games over a two-year period, from 1988-89.

VS. WASHINGTON (NOV. 23): Led the Dolphins in rushing with 23 carries for 107 yards and two touchdowns . . . Added two receptions for ten yards . . . It was his fourth 100-yard rushing game of the year, his 14th as a Dolphin, and the 26th of his career . . . His touchdowns came on runs of one and 24 yards, with both coming in the fourth quarter to key a Dolphins comeback . . . His 1-yard run came on a fourth and goal situation with the Dolphins trailing 23-10, and his 24-yard TD run came with 4:19 left in the contest to give the Dolphins their final score in a 24-23 come from behind victory . . . It was the first time in 2003 and the 11th time in his career that he had two rushing touchdowns in a game . . .

AT DALLAS (NOV. 27): On Thanksgiving Day, led the Dolphins in rushing with 31 carries for 104 yards and added four receptions for 41 yards . . . It was his fifth 100-yard rushing game of the year and his 15th as a Dolphin, tying Larry Csonka's club all-time mark . . . In addition, Williams went over the 1,000 yard rushing milestone in the contest, his fourth career 1,000-yard rushing season and his second as a Dolphin, as he became only the second player in team history (along with Csonka) to record multiple 1,000-yard rushing seasons . . .

VS. PHILADELPHIA (DEC. 15): In Monday night game, led the Dolphins in rushing with 18 carries for 107 yards and one touchdown, which came on a 3-yard run . . . Had a season-long 45-yard run in that contest . . . It was his sixth 100-yard rushing game of the year and his 16th as a Dolphin as he broke Larry Csonka's team record of 15 career 100-yard rushing games.

2002 Started all 16 games in his first season with the Dolphins . . . Became the first Dolphin to lead the NFL in rushing with 1,853 yards and 16 touchdowns on 383 attempts . . . It marked just the eighth time that a Dolphin reached the 1,000-yard rushing mark in a season, and he became the sixth different player to do it . . . Also caught 47 passes for 363 yards and one touchdown . . . Reception total was second on the squad and yardage figure was fourth . . . 2,216 total yards from scrimmage were second-most in the AFC and in the NFL, trailing only Kansas City's Priest Holmes (2,287) . . . 17 total touchdowns tied for second in the AFC and third in the NFL . . . Was the first Dolphins running back to start all 16 games since Sammie Smith in 1990 . . . Accounted for 103 first downs on the season (89 rushing, 14 receiving), the third-highest figure in the AFC and in the NFL . . . On the year, established seven Dolphins single-season records and two single-game standards in regular season play . . .

RUSHING YARDS, ATTEMPTS & TOUCHDOWNS: In 2002, Williams established the club's single-season records for rushing yards, attempts and touchdowns . . . His 1,853 yards broke Delvin Williams' 14-year old yardage record of 1,258, which he set in 1978 . . . His 383 attempts surpassed the previous mark set by Lamar Smith, who had 313 carries in 2001 . . . His 16 rushing touchdowns were one more than the total that Karim Abdul-Jabbar amassed in 1997 . . .

NFL RUSHING LEADER: Williams became the first Dolphin to lead the NFL in rushing . . . With 1,853 yards, Williams' total was 170 more than San Diego's LaDainian Tomlinson . . .

2002 NFL RUSHING LEADERS

PLAYER	TEAM	YARDS	ATTS.	AVG.	LG	TD
1. RICKY WILLIAMS	MIAMI	1853	383	4.8	63t	16
2. LaDainian Tomlinson	San Diego	1683	372	4.5	76	14
3. Priest Holmes	Kansas City	1615	313	5.2	56	21
4. Clinton Portis	Denver	1508	273	5.5	59	15
5. Travis Henry	Buffalo	1438	325	4.4	34	13

AMONG ALL-TIME NFL RUSHING LEADERS: Williams rushing total was the eighth-highest in NFL annals (now 12th), and the most since Denver's Terrell Davis compiled 2,008 yards in 1998:

HIGHEST SINGLE SEASON RUSHING TOTALS IN NFL HISTORY

PLAYER	TEAM	YEAR	YARDS	ATTS.	AVG.	LG	TD
1. Eric Dickerson	L.A. Rams	1984	2105	379	5.6	66	14
2. Jamal Lewis	Baltimore	2003	2066	387	5.3	82t	14
3. Barry Sanders	Detroit	1997	2053	335	6.1	82	11
4. Terrell Davis	Denver	1998	2008	392	5.1	70	21
5. O.J. Simpson	Buffalo	1973	2003	332	6.0	80	12
6. Earl Campbell	Houston	1980	1934	373	5.2	55	13
7. Barry Sanders	Detroit	1994	1883	331	5.7	85	7
Ahman Green	Green Bay	2003	1883	355	5.3	98t	15
9. Shaun Alexander	Seattle	2005	1880	370	5.1	88t	27
10. Jim Brown	Cleveland	1963	1863	291	6.4	80	12
11. Tiki Barber	N.Y. Giants	2005	1860	357	5.2	95t	9
12. RICKY WILLIAMS	MIAMI	2002	1853	383	4.8	63t	16

In addition, Williams' rushing total is the most by an NFL running back in his first year with a team after changing teams, surpassing the previous mark of 1,555 yards by Kansas City's Priest Holmes in 2001:

MOST RUSHING YARDS BY A VETERAN RUNNING BACK IN THEIR FIRST YEAR WITH A NEW TEAM

PLAYER	YEAR	TEAM	HOW ACQ., PREV. TEAM	YARDS	ATTS.	AVG.	LG	TD
1. RICKY WILLIAMS	2002	MIAMI	TR., N.O.	1853	383	4.8	63t	16
2. Corey Dillon	2004	New England	Tr., Cin.	1635	345	4.7	44	12
3. Priest Holmes	2001	Kansas City	UFA, Balt.	1555	327	4.8	41	8
4. Stephen Davis	2003	Carolina	FA, Wash.	1444	318	4.5	40	8
5. Jerome Bettis	1996	Pittsburgh	Tr., Rams	1431	320	4.5	50t	11

FASTEST TO 1,000 YARDS: Williams reached the 1,000-yard rushing mark with a 143-yard effort against San Diego on November 24 . . . It was the Dolphins' 11th game of the season and he tied Delvin Williams for the fewest number of games needed to reach the 1,000-yard rushing plateau in Dolphins history:

FASTEST DOLPHINS TO 1,000 YARDS RUSHING

PLAYER	YEAR	TOTAL YARDS	GAMES TO 1,000 YARDS
1. RICKY WILLIAMS	2002	1853	11
Delvin Williams	1978	1258	11
3. RICKY WILLIAMS	2003	1372	12
4. Lamar Smith	2000	1139	13
5. Larry Csonka	1971	1051	14
Larry Csonka	1972	1117	14
Mercury Morris	1972	1000	14
Larry Csonka	1973	1003	14

TOTAL YARDS FROM SCRIMMAGE: Williams also shattered the club's single-season mark for total yards from scrimmage with 2,216, a figure that was 766 more than the previous record of 1,450, formerly held by Delvin Williams (1978):

MOST TOTAL YARDS FROM SCRIMMAGE BY A DOLPHIN IN A SEASON

PLAYER	YEAR	RUSH YARDS	REC. YARDS	TOTAL YARDS
1. RICKY WILLIAMS	2002	1853	363	2216
2. RICKY WILLIAMS	2003	1372	351	1723
3. Delvin Williams	1978	1258	192	1450
4. Mark Clayton	1984	35	1389	1424
5. Tony Nathan	1985	667	651	1318

His total in 2002 also ranked second in the NFL, trailing only Kansas City's Priest Holmes:

2002 NFL LEADERS IN TOTAL YARDS FROM SCRIMMAGE

PLAYER	TEAM	RUSH YARDS	REC. YARDS	TOTAL YARDS
1. Priest Holmes	Kansas City	1615	672	2287
2. RICKY WILLIAMS	MIAMI	1853	363	2216
3. LaDainian Tomlinson	San Diego	1683	489	2172
4. Tiki Barber	N.Y. Giants	1387	597	1984
5. Charlie Garner	Oakland	962	941	1903

TOTAL TOUCHDOWNS: Williams amassed 17 total touchdowns in 2002, including 16 on the ground and one receiving . . . His 17 total touchdowns tied for second in the AFC and third in the NFL in 2002:

2002 NFL LEADERS IN TOTAL TOUCHDOWNS

PLAYER	TEAM	TD RUSH	TD PASS	TOTAL TDs
1. Priest Holmes	Kansas City	21	3	24
2. Shaun Alexander	Seattle	16	2	18
3. RICKY WILLIAMS	MIAMI	16	1	17
Clinton Portis	Denver	15	2	17
5. Deuce McAllister	New Orleans	13	3	16

In addition, his touchdown total was one shy of the Dolphins' single-season record of 18, set by Mark Clayton in 1984:

HIGHEST SINGLE-SEASON TOUCHDOWN TOTALS IN DOLPHINS HISTORY

PLAYER	YEAR	TD RUSH	TD PASS	TOTAL TDs
1. Mark Clayton	1984	0	18	18
2. RICKY WILLIAMS	2002	16	1	17
3. Karim Abdul-Jabbar	1997	15	1	16
Lamar Smith	2000	14	2	16
5. Mark Clayton	1988	0	14	14

100-YARD RUSHING GAMES: Williams accounted for ten 100-yard rushing games in 2002, shattering the Dolphins single-season record of five, formerly held by Delvin Williams (1978) . . . This included a season-high 228 yards at Buffalo on December 1, which represents a club single-game record . . . He reached the single-season mark when he accounted for 143 yards and two touchdowns on 29 attempts in a 30-3 win over San Diego on November 24 at Pro Player Stadium, his sixth 100-yard rushing game of the year . . . Williams also became the first player in club history to produce more than two 100-yard rushing games in a row, having accomplished the feat on two occasions . . . He went over the 100-yard barrier in each of the first three games of the year, and put together five straight such performances in games 10-14 . . .

200-YARDS RUSHING: Williams had two 200-yard rushing games on the season . . . This included a 228-yard effort at Buffalo on December 1, marking a new career-high and establishing the Dolphins' single-game record, as he eclipsed the old mark of 209, first set by Lamar Smith in a First-Round Playoff game against Indianapolis on December 30, 2000 . . . It was the first 200-yard rushing game by a Dolphin in the regular season . . . The previous regular season record was 197 yards by Mercury Morris against New England on September 30, 1973 . . . The following week, in a Monday night game against Chicago, he amassed 216 yards rushing . . . Williams now owns each of the top two single-game rushing totals, and three of the top four regular season (three of the top five, including playoffs) marks in Dolphins history:

HIGHEST SINGLE-GAME RUSHING TOTALS BY A DOLPHIN

PLAYER	YARDS	ATTS.	AVG.	LG	TDS	DATE, OPPONENT
1. RICKY WILLIAMS	228	29	8.4	55t	2	12/1/02, AT BUF.
2. RICKY WILLIAMS	216	31	7.0	63t	2	12/9/02, VS. CHI.
3. Lamar Smith	209	40	5.2	24	2	12/30/00, vs. Ind.*
4. Mercury Morris	197	15	13.1	70t	3	9/30/73, vs. N.E.
5. RICKY WILLIAMS	185	31	6.0	30	2	12/29/02, at N.E.

* Playoff game

CONSECUTIVE GAME RUSHING TOTALS: With 228 yards at Buffalo on December 1 and 216 yards the following week against Chicago on December 9, Williams' two-game rushing total of 444 yards is the most in Dolphins history, and he owns each of the top four figures in this category in club annals:

HIGHEST TWO-GAME RUSHING TOTALS IN DOLPHINS HISTORY

PLAYER	GAME 1 TOTAL	GAME 2 TOTAL	2-GAME TOTALS
1. RICKY WILLIAMS	27-228 (AT BUF., 12/1/02)	31-216 (VS. CHI., 12/9/02)	58-444
2. RICKY WILLIAMS	29-143 (VS. S.D., 11/24/02)	27-228 (AT BUF., 12/1/02)	56-371
3. RICKY WILLIAMS	31-216 (VS. CHI., 12/9/02)	27-101 (VS. OAK., 12/15/02)	58-317
4. RICKY WILLIAMS	24-132 (AT IND., 9/15/02)	24-151 (VS. NYJ, 9/22/02)	48-283
5. Bernie Parmalee	30-150 (vs. Raid., 10/16/94)	25-123 (at N.E., 10/30/94)	55-273

With his performance against the Bears, Williams became just the third player, (4th time) in league history to amass consecutive 200-yard rushing games, joining Hall of Famers O.J. Simpson and Earl Campbell . . .

NFL PLAYERS WITH BACK-TO-BACK 200-YARD RUSHING GAMES

PLAYER	TEAM	GAME 1 TOTAL	GAME 2 TOTAL
O.J. Simpson	Buff.	22-219, vs. N.E. 12/9/73	34-200, vs. NYJ 12/16/73
O.J. Simpson	Buff.	29-273, vs. Det., 11/25/76	24-203, vs. Mia. 12/5/76
Earl Campbell	Hou.	33-203, vs. T.B. 10/19/80	27-202, vs. Cin. 10/26/80
RICKY WILLIAMS	MIAMI	27-228, AT BUF. 12/1/02	31-216, VS. CHI. 12/9/02

In addition, his two-game rushing total of 444 also is the fourth-highest in NFL history:

HIGHEST TWO-GAME RUSHING TOTALS IN NFL HISTORY

PLAYER	TEAM, YEAR	GAME 1 TOTAL	GAME 2 TOTAL	TWO-GAME TOTAL
1. O.J. Simpson	Buffalo, 1976	29-273 (at Det., 11/25)	24-203 (at Mia., 12/5)	53-476
2. W. Payton	Chicago, 1977	33-192 (vs. K.C., 11/13)	40-275 (vs. Min., 11/20)	73-467
3. M. Anderson	Denver, 2000	30-195 (at Sea., 11/26)	37-251 (at N.O., 12/3)	67-446
4. R. WILLIAMS	MIAMI, 2002	27-228 (AT BUF., 12/1)	31-216 (VS. CHI., 12/9)	58-444

Williams' three-game rushing total of 587 yards from games 11-13 (143 yards vs. San Diego, 11/24) not only is the highest in Dolphins history, but it ranks third in the NFL record books . . .

HIGHEST THREE-GAME RUSHING TOTALS IN NFL HISTORY

PLAYER	TEAM, YEAR	GAME 1 TOTAL	GAME 2 TOTAL	GAME 3 TOTAL	THREE-GAME TOTAL
1. O.J. Simpson	Buffalo, 1976	29-273 (12)	24-203 (13)	28-171 (14)	81-647
2. W. Payton	Chicago, 1977	33-192 (9)	40-275 (10)	20-137 (11)	93-604
3. R. WILLIAMS	MIAMI, 2002	29-143 (11)	27-228 (12)	31-216 (13)	87-587

LONG PLAYS: Williams erupted for numerous long plays during the course of the season, having accounted for four of the six longest plays from scrimmage by the Dolphins in 2002 . . . In addition in 2002, Williams accounted for each of the four longest plays from scrimmage of his NFL career to that point, and currently five of the top ten . . . Overall on the year, he had 23 runs of 15 yards or longer and two receptions of 25 yards or longer . . . On the year, Williams also had seven runs of 30 yards or longer, tied for the most in the NFL, along with the Giants' Tiki Barber:

LONGEST PLAYS FROM SCRIMMAGE IN RICKY WILLIAMS' CAREER

DATE	OPPONENT	DISTANCE	PLAY
1. 12/9/02	VS. CHICAGO	63t	RUN
2. 12/28/03	vs. N.Y. Jets	59	Reception
3. 12/1/02	AT BUFFALO	55t	RUN
4. 9/22/02	VS. N.Y. JETS	53t	RUN
5. 9/15/02	AT INDIANAPOLIS	52	RECEPTION
6. 10/14/01	at Carolina	46	Run
7. 12/1/02	AT BUFFALO	45t	RUN
12/15/03	vs. Philadelphia	45	Run
9. 12/2/01	vs. Carolina	42	Reception
10. 9/30/01	at N.Y. Giants	41	Reception

PLAYER OF THE WEEK/MONTH: During the course of the 2002 season, Williams was named AFC Offensive Player of the Week on two occasions, the second and third times in his career that he has come away with an NFL weekly honor . . . His first AFC Offensive Player of the Week honor came for the games of November 24-25, following his performance against San Diego on November 24 in which he led the Dolphins with 29 carries for 143 yards and two touchdowns and added two catches for eight yards . . . It marked the first time that a Dolphin was named AFC Offensive Player of the Week in the regular season since the 2000 season-opener when running back Lamar Smith earned that honor against Seattle . . . He also was named as AFC Offensive Player of the Week for the games of December 8-9, following his performance in a Monday night win over Chicago on December 9, in which he rushed for 216 yards and two touchdowns on 31

carries . . . He became just the third Dolphin to earn AFC Offensive Player of the Week accolades two or more times in the same season during the regular season, joining quarterback Dan Marino, who did it on five occasions (1984, 1985, 1988, 1989, 1999) and quarterback Scott Mitchell, who won the honor twice in 1993 . . . Williams' first weekly award of his career occurred in 2001 as a member of the Saints when he was named NFC Offensive Player of the Week in the season's fourth week as he rushed for 136 yards and a touchdown on 30 carries and caught five passes for 42 yards in a win against Minnesota . . . In addition, Williams was named NFC Offensive Player of the Month for October, 2001 as a member of the Saints, when he rushed for 411 yards and two touchdowns on 99 carries, and caught 22 passes for 157 yards in four games . . .

PRO BOWL: Was one of seven Dolphins selected to the 2002 AFC Pro Bowl team, the most in the AFC . . . It marked his first career Pro Bowl appearance . . . He became the first Dolphins running back to be named to the Pro Bowl since Andra Franklin was chosen in 1982 (Keith Byars was selected as a fullback in 1993) . . . Overall, Williams became the sixth running back in team history chosen to the Pro Bowl, along with Byars (1993), Larry Csonka (1970-74), Franklin (1982), Mercury Morris (1971-73), and Delvin Williams (1978) . . . In the AFC's 45-20 victory, led the squad in rushing with 56 yards and two touchdowns on 11 carries . . . Added three receptions for 18 yards and a forced fumble on special teams . . . For his efforts, was named the game's MVP, becoming the second player in Dolphins history to earn the honor, joining kicker Garo Yepremian, who was named MVP of the 1974 Pro Bowl . . .

POSTSEASON HONORS: Following the season, Williams earned All-Pro status from virtually every media outlet . . . He was a first-team selection by the Associated Press, Pro Football Weekly, Football Digest, The Sporting News and College & Pro Football Newsweekly . . . Also was named to the "All-Iron" Team as selected by CBS-TV analyst Phil Simms . . .

GAME HIGHLIGHTS – VS. DETROIT (SEPT. 8): In his Dolphins debut, rushed for 111 yards and two touchdowns on 20 attempts, marking the 13th 100-yard rushing game of his career . . . Did not play at all in the fourth quarter as the Dolphins held a 42-14 lead entering the final period . . . His touchdowns came on runs of one and two yards . . . It marked the 12th 100-yard rushing game by a Dolphin in a season-opener and was the ninth-highest by a Dolphin on opening day . . . It also was the fifth-best rushing total by a Dolphin in his debut with the team . . . His two rushing touchdowns and his two overall touchdowns both were tied for the second-highest single-game total of his career . . .

AT INDIANAPOLIS (SEPT. 15): Accounted for back-to-back 100-yard rushing games with 132 yards on 24 carries . . . Also caught two passes for a team-high 62 yards . . . This included a season-long 52-yard reception and a 10-yard TD pass from Jay Fiedler . . . It marked the first time a Dolphin posted consecutive 100-yard rushing games since 1994 when Bernie Parmalee had two straight 100-yard rushing games on October 16 (150 yards vs. the L.A. Raiders) and October 30 (123 yards at New England) . . . It was the tenth time in team history a Dolphins running back had back-to-back 100-yard rushing games . . . His receiving touchdown, along with Rob Konrad's 9-yard scoring catch from Fiedler, marked the first time two Dolphins running backs had at least one touchdown reception in the same game since December 12, 1988 against Cleveland, when Jim Jensen and Lorenzo Hampton each caught a touchdown pass from Dan Marino . . .

VS. N.Y. JETS (SEPT. 22): Rushed for 151 yards and a touchdown on 24 attempts, and caught two passes for 23 yards in the Dolphins' 30-3 victory . . . It marked the 15th 100-yard rushing game of his career as he became the first Dolphin in club history to rush for 100 yards in three consecutive games . . . His 53-yard run in the game was the longest of his career to that point and now is the third-longest . . . Coupled with his 132 yards rushing the previous week at Indianapolis, his 283 yards rushing in those two contests was the most by a Dolphin in back-to-back games to that point, breaking the former team record of 273 yards rushing in consecutive games that was set by Bernie Parmalee in 1994 (150 yards rushing on Oct. 16, 1994 vs. L.A. Raiders and 123 yards rushing on Oct. 30, 1994 at New England) . . . Williams also had 110 yards rushing in the second half of the game, becoming the first Dolphin to rush for 100 or more yards in a half since Lamar Smith had 109 yards rushing in the first half against the Jets on October 23, 2000 in New York . . .

VS. BALTIMORE (NOV. 17): Rushed for 102 yards on 26 attempts and two touchdowns . . . Led the Dolphins in receiving as well with five catches for 28 yards . . . It was his fifth 100-yard rushing game of the season (17th of career), as he tied Delvin Williams' club single-season record for most 100-yard rushing games first set in 1978 . . . His touchdowns came on runs of two and four yards . . . The two rushing touchdowns and his two overall touchdowns both tied for the second-highest single-game total of his career . . . It was the third time on the season and the sixth time in his career that he had two rushing touchdowns in a game . . . For Williams, it began a streak of four straight games with a pair of rushing touchdowns . . .

VS. SAN DIEGO (NOV. 24): Rushed for 143 yards and two touchdowns on 29 carries and caught two passes for eight yards . . . His touchdowns came on runs of one and 12 yards . . .

It was his sixth 100-yard rushing game of the season (18th of career), as he eclipsed Delvin Williams' team single-season record of five, which had been set in 1978 . . . In addition, Ricky Williams went over the 1,000 yard rushing mark for the season in the contest, reaching that plateau in 11 games, tying Delvin Williams for the fewest games in a season to reach 1,000 yards rushing; Delvin Williams reached 1,000 yards rushing in 11 games in 1978 . . . His two rushing touchdowns and his two overall touchdowns both tied for the second-highest single-game total of his career . . . It was the fourth time on the season and the seventh time in his career that he had two rushing touchdowns in a game . . . For his efforts in that contest, Williams was named AFC Offensive Player of the Week for games of November 24-25 . . .

AT BUFFALO (DEC. 1): Turned in the most prolific rushing day in Dolphins history with 228 yards and two touchdowns on 27 attempts . . . His rushing total represents the highest single-game rushing total of his career, breaking his former single-game best of 179 yards rushing on 40 carries on October 31, 1999 against Cleveland as a member of the New Orleans Saints . . . It also was a new Dolphins record for most yards rushing in a single game, breaking the overall club record of 209 yards on 40 carries, set by Lamar Smith on December 30, 2000 against Indianapolis in an AFC First-Round Playoff game, and breaking the Dolphins' regular season single-game rushing record, set by Mercury Morris with 197 yards rushing on 15 carries on September 30, 1973 against New England . . . It also was the second-highest single-game rushing total in a loss in NFL history, surpassed only by O. J. Simpson's 273 yards rushing on November 25, 1976 as a member of the Buffalo Bills in their 27-14 defeat at Detroit . . . Williams also set a new Dolphins single-season rushing record, breaking Delvin Williams' former club record of 1,258 yards that he set in 1978 . . . In that contest, Ricky Williams had 121 yards rushing in the first half, marking the second time in 2002 that he surpassed the 100-yard rushing mark in one half . . . He then had 107 yards rushing in the second half of the game, marking the third time in '02 that he recorded 100 or more yards rushing in a half . . . In addition, his total of 224 yards rushing after three quarters is the highest rushing total in NFL history after three quarters of play . . . It was his seventh 100-yard rushing game of the season and the 19th of his career . . . His touchdowns came on a 45-yard run on the Dolphins' first play from scrimmage and a 55-yard run in the third quarter . . . The 55-yard run is the second-longest run of his career and the 45-yard scamper is tied for the fourth-longest . . . It marked the fifth time in 2002 and the eighth time in his career that he had two rushing touchdowns in a game . . .

VS. CHICAGO (DEC. 9): In a Monday night win over Chicago, rushed for 216 yards and two touchdowns on 31 carries, marking his second consecutive 200-yard rushing performance and the fourth straight game in which he posted a pair of rushing scores . . . His touchdowns came on runs of 15 and 63 yards . . . The 63-yard run marked a career-long . . . His rushing total represents the second-highest single-game rushing total of his career and the second highest single-game total in Dolphins history . . . It was the second-highest single-game rushing figure in Monday Night Football history, surpassed only by the 221 yards by the Raiders' Bo Jackson on November 30, 1987 at Seattle . . . It also was the most yards rushing by an individual against the Bears in that team's history . . . It was his fourth straight 100-yard rushing game, setting a new club record for most consecutive 100-yard rushing games . . . Overall, it was his eighth 100-yard rushing game of the season and the 20th of his career . . . It was the sixth time in '02 and the ninth time in his career that he had two rushing touchdowns in a game . . . For his efforts, Williams was named AFC Offensive Player of the Week for the games of December 8-9 . . .

VS. OAKLAND (DEC. 15): Put together his fifth consecutive 100-yard rushing game by compiling 101 yards on 27 attempts . . . It was his ninth 100-yard rushing game of the season and the 21st of his career . . . Also had five receptions for 39 yards . . . In the contest, surpassed Lamar Smith as the club's single-season leader for most rush attempts, which Smith had set in 2001 with 313 . . . Did not have a touchdown, snapping his string of four straight games with a score . . .

AT NEW ENGLAND (DEC. 29): Rushed for 185 yards and two touchdowns on 31 attempts . . . Added two receptions for seven yards . . . His 185 yards rushing is the fourth-highest single game rushing total in Dolphin history (fifth, including playoffs) . . . It was his tenth 100-yard rushing game of the season and the 22nd of his career . . . The ten 100-yard games in a career tied him with Mercury Morris for the second-most ever by a Dolphin . . . In the game he set a new Dolphins club record for most rushing touchdowns in a season . . . He tied the mark of 15, first set by Karim Abdul-Jabbar in 1997, with his 8-yard run in the first quarter . . . He set the record with a 14-yard TD in the second quarter . . . It was the seventh time in '02 and the tenth time in his career that he had two rushing touchdowns in a game.

2001 Started all 16 games in which he played with the Saints . . . Rushed for 1,245 yards and six touchdowns on 313 carries, and caught 60 passes for 511 yards and one score . . . It marked the seventh 1,000-yard rushing season in Saints history, and the first time it had been achieved in back-to-back seasons . . . He joined George Rogers (1981, 1983) as the only

players in Saints history to rush for 1,000 yards two times (now three) . . . Rushing total was the fourth-highest single-season total in Saints history at the time (now sixth) . . . It also ranked fourth in the NFC and eighth in the NFL in '01 . . . Was third in the NFC and fifth in the NFL with 1,756 total yards from scrimmage . . . Reception total was the second-most by a running back in Saints history, trailing only the 74 catches by Tony Galbreath in 1978 . . . Reception figure also tied for 19th in the NFC and tied for sixth among conference running backs . . . Totaled 77 first downs on the year (58 rushing, 19 receiving), fourth in the NFC and tied for eighth in the NFL . . . Rushed for 136 yards and a touchdown on 30 attempts and caught five passes for 42 yards vs. Minnesota (10/7) in the Saints' 28-15 victory . . . For his efforts, was named the NFC Offensive Player of the Week for the first time in his career . . . The following week at Carolina (10/14), compiled 147 yards rushing and a score on 31 carries, and tallied four receptions for 31 yards in a 27-25 win . . . Had a season-long 46-yard run in the game . . . Score came on a 1-yard TD run as time expired to provide New Orleans with the winning margin . . . Had 51 yards rushing on 21 carries while tying a career-high with nine receptions for 65 yards vs. Atlanta (10/21) . . . In four games during the month of October, totaled 411 yards rushing and two touchdowns on 99 attempts (4.2 avg.) and caught 22 passes for 157 yards . . . For his performance, was named NFC Offensive Player of the Month . . . Rushed for 121 yards on 24 carries and had three receptions for 52 yards at San Francisco (11/11), as he surpassed Mario Bates for sixth on the club's all-time rushing list . . . Ran for 120 yards, including a 14-yard TD, on 28 carries, and had four receptions for 48 yards the week afterwards vs. Indianapolis (11/18) . . . Rushed 27 times for 102 yards and had four receptions for 72 yards, including a season-long 42-yard catch, vs. Carolina (12/2), as he moved ahead of Tony Galbreath into fifth on the Saints' career rushing chart.

2000 Started all ten games in which he played . . . Missed each of the final six games of the year with a broken left ankle . . . Rushed for 1,000 yards and eight touchdowns on 248 attempts and caught 44 passes for 409 yards and one score . . . It marked the sixth 1,000-yard rushing season in Saints history, and he became just the fifth different player to accomplish the feat . . . Rushing total ranked 12th in the NFC and 23rd in the NFL . . . At the time of his injury, with six games still to play, his 1,000 rushing yards were second-most in the NFC while his 1,409 total yards from scrimmage also were second in the conference . . . At San Diego (9/10), rushed for 50 yards on 24 attempts and caught four passes for 27 yards, including a 13-yard TD catch from Jeff Blake for his first NFL touchdown reception . . . Rushed for 107 yards on 23 carries the following week at Seattle (9/17), commencing a string of five games in a row in which he reached the 100-yard rushing mark . . . Matched a team mark with his third straight 100-yard rushing performance as he compiled 128 yards and a touchdown on 30 carries at Chicago (10/8), tying George Rogers (1981), Wayne Wilson (1983) and Dalton Hilliard (1989) for that honor . . . In addition, the Bears game marked the first of five in a row that he tallied a rushing touchdown . . . Rushed 38 times for 144 yards and two touchdowns, and had three receptions for 35 yards vs. Carolina (10/15), as he established the club record for consecutive 100-yard rushing games at four . . . Also had a 34-yard completion to Keith Poole in the Panthers contest, his first NFL completion . . . The week afterwards at Atlanta (10/22), ran for a season-high 156 yards and three touchdowns on 29 carries, as he registered his fifth straight 100-yard rushing game . . . The three rushing touchdowns tied a club record that had previously been achieved by six others, most recently by Mario Bates at L.A. Rams on December 4, 1994 . . . Although the streak ended the following week at Arizona (10/29) with 54 yards rushing and a TD on 21 attempts, turned in the best receiving day of his career with nine catches for 92 yards . . . Rushed for 81 yards and a touchdown on 27 carries vs. San Francisco (11/5) . . . The score came on a 1-yard run in the second quarter, marking the fifth straight game in which he had a rushing touchdown, tying the club record first set by Hilliard in 1989 . . . Compiled 93 yards on 16 attempts at Carolina (11/12) . . . Final carry was a 2-yard run in the fourth quarter as he reached 1,000 yards rushing for the season . . . Sustained a broken left ankle on the play and was inactive each of the final six regular season games and NFC First-Round Playoff game vs. St. Louis (12/30) . . . Saw limited action in a reserve role in Divisional Playoff contest at Minnesota (1/6/01) . . . Had six carries for 14 yards and one reception for two yards.

1999 Started all 12 games in which he played as a rookie . . . Rushed for 884 yards and two touchdowns on 253 attempts and caught 28 passes for 172 yards . . . It stands as the third-best rushing figure by a rookie in Saints history, trailing only the 1,674 yards by George Rogers in 1981 and the 1,353 yards by Rueben Mayes in 1986 . . . It was the tenth-highest rushing total in the NFC and 20th in the NFL in 1999 . . . It was the most by a rookie in the NFC and third-most among NFL rookies, trailing only Indianapolis' Edgerrin James (1,553) and Denver's Olandis Gary (1,159) . . . First career 100-yard rushing game occurred in his sixth NFL game when he rushed for 111 yards on 25 attempts at N.Y. Giants (10/24) . . . In the process, became

the first Saints rookie to rush for 100 yards since Mario Bates had 141 yards on 22 carries vs. Atlanta on November 13, 1994 . . . Followed up that performance by registering 179 yards on 40 carries vs. Cleveland (10/31), marking the third-highest single-game rushing total in Saints history and the second-best by a rookie . . . His 40 attempts represented a new club single-game best, as he surpassed the previous mark of 35, held by both Earl Campbell (at Minnesota, 11/24/85) and Dwight Beverly (at St. Louis, 10/11/87) . . . Became the first Saint since Bates in 1995 to account for 100 rushing yards in consecutive games.

COLLEGE

Started 46 of the 48 games in which he played during his four-year career for the Longhorns (1995-98) . . . Played fullback his first two years before shifting to tailback for his final two seasons . . . Rushed for 6,279 yards and 72 touchdowns on 1,011 carries and caught 85 passes for 927 yards and three scores in his career . . . Finished his collegiate career as the owner of 20 NCAA rushing records, including most rushing yards (6,279), all-purpose yards (7,206), highest average per carry (6.2), rushing touchdowns (72), total touchdowns scored (75), 200-yard rushing games (11; tied Marcus Allen of Southern California (1978-81) for points scored (452), games with a touchdown (33) and games with two or more scores (21) . . . Also finished with 44 school records . . . Rushing total now ranks second in NCAA history, trailing only former University of Wisconsin star and current Houston Texan Ron Dayne (6,397) . . . Averaged 182.5 yards rushing a game over his final two seasons . . . Had at least one reception in 41 of 46 career regular season games . . . As a senior in 1998, rushed for a career-best 2,124 yards and 27 touchdowns on 361 attempts . . . Was a unanimous All-America and All-Big 12 Conference first-team choice . . . Was the recipient of the Heisman Trophy, Maxwell Award, Walter Camp Foundation Player of the Year Award, the first-ever Associated Press National Player of the Year Award, Football News' Offensive Player of the Year Trophy and The Sporting News Player of the Year Award . . . Became the first player to earn back-to-back Doak Walker Award honors (given to nation's top running back) in 1998 . . . Also was named the conference's Offensive Player of the Year . . . Became the eighth player in the history of college football to rush for more than 2,000 yards in a single season . . . Rushing total ranked fifth on the Division I-A season-record list . . . His 27 TDs ranked third on the NCAA season-record list . . . Set NCAA records with two 300-yard rushing games, and 668 rushing yards and 11 TDs during a two-game period . . . Reached the 200-yard rushing mark five times during the regular season in addition to the Cotton Bowl . . . Against Rice, ran for 318 yards and six TDs (31, 16, 17, 29, 27 and 41 yards), adding 32 yards on four catches . . . Followed with 350 yards on 37 carries with five scores, including a 68-yarder, against Iowa State . . . To honor former Heisman Trophy winner Doak Walker, Williams chose to wear uniform No. 37 on October 10, 1998 against Oklahoma at the Cotton Bowl . . . Williams rushed for 139 yards and two touchdowns on 31 carries in the Longhorns' 34-3 victory over the Sooners . . . Ran for 1,893 yards and 25 touchdowns on 279 attempts and had 20 receptions for 150 yards as a junior in 1997 . . . Was a consensus All-America and All-Big 12 Conference first-team choice . . . Was the winner of the Doak Walker Award . . . Finished fifth in voting for Heisman Trophy . . . Was the Big 12 Offensive Player of the Year . . . Led the nation in rushing (172.1 yards per game) , and scoring (13.8 points per game) . . . Ranked second in the country with an average of 185.7 all-purpose yards per game . . . Rushing total set the school's single-season mark formerly held by Earl Campbell (1,744 yards in 1977) . . . Attained the 1,000-yard rushing mark on just his 168th carry, reaching that plateau faster than any back in Longhorn history . . . Rushed for 200 or more yards in a game on six occasions . . . Compiled 1,272 yards rushing and 12 touchdowns on 205 carries, and caught 25 passes for 291 yards and a pair of scores in 1996 . . . Was a first-team All-Big 12 Conference pick . . . As a freshman in 1995, rushed for 990 yards and eight touchdowns on 166 carries and tallied 16 receptions for 224 yards . . . Broke Earl Campbell's Texas freshman rushing record (928 yards in 1974) . . . Was an All-Southwest Conference second-team pick . . . Shared SWC Offensive Newcomer of the Year honors with teammate Shon Mitchell . . . Majored in elementary education.

PERSONAL

Has two daughters, Marley and Asha, and a son, Prince . . . Was a USA Today All-America honorable mention selection and "Best of the West" pick by the Long Beach Press-Telegram as a senior at Patrick Henry High School in San Diego, Calif . . . Was named the Offensive Player of the Year by the San Diego Union-Tribune as a senior, as he rushed for 2,099 yards and 25 TDs, en route to adding All-State accolades . . . Also played linebacker . . . Concluded his prep career with 4,129 yards and 55 TDs . . . Was an All-State and All-League pick as an outfielder in baseball . . . Batted .340 with 26 stolen bases as a senior and .333 with 31 stolen

bases as a junior . . . Wrestled in the heavyweight division and also ran track, where he qualified for the state finals in the 400-meter relays . . . Following high school, was selected in the eighth round of the 1995 draft as an outfielder by the Philadelphia Phillies . . . Taken in the 1998 Rule V Draft by the Montreal Expos, who then sold his rights to the Texas Rangers . . . Played four years (1995-98) at the Class A level in the Phillies' minor league system . . . At the University of Texas, earned academic accolades from the Big 12 Commissioner's Office and Texas Athletic Director's Honor Roll . . . Was a member of the American Football Coaches Association "Good Works" Team . . . Has a twin sister, Cassie, who graduated from Texas in May 2000 . . . During the 2003 offseason, had a small role in the Farrelly brothers movie "Stuck on You", which was filmed in Miami . . . During the week prior to Super Bowl XXXVII, coached a Pop Warner Football team in San Diego against a team coached by rap star Snoop Dogg . . . Enjoys photography and yoga in spare time . . . Has signed autographs at the Dolphins' annual Draft Day Party while also having taken part in events for the team's charity fishing tournament . . . In 2005, along with Vonnie Holliday, was a co-winner of the Dolphins Chapter PFWA "Good Guy Award" for his cooperation with the media . . . Full name is Errick Lynne Williams, born May 21, 1977 in San Diego, Calif.

RICKY WILLIAMS' NFL REGULAR SEASON STATISTICS

YEAR	TEAM	GP	GS	RUSHING					RECEIVING				
				ATT.	YDS.	AVG.	LG	TD	NO.	YDS.	AVG.	LG	TD
1999	New Orleans	12	12	253	884	3.5	25	2	28	172	6.1	29	0
2000	New Orleans	10	10	248	1000	4.0	26t	8	44	409	9.3	24	1
2001	New Orleans	16	16	313	1245	4.0	46	6	60	511	8.5	42	1
2002	Miami	16	16	383	1853	4.8	63t	16	47	363	7.7	52	1
2003	Miami	16	16	392	1372	3.5	45	9	50	351	7.0	59	1
2004	Miami			RESERVE/RETIRED									
2005	Miami	12	3	168	743	4.4	35	6	17	93	5.5	19	0
2006	Toronto (CFL)	11	11	109	526	4.8	31	2	19	127	6.7	15	0
2007	Miami	1	0	6	15	2.5	6	0	0	0	—	—	0
NFL CAREER		83	73	1763	7112	4.0	63t	47	246	1899	7.7	59	4
MIAMI TOTALS		45	35	949	3983	4.2	63t	31	114	807	7.1	59	2
PRO TOTALS (W/CFL)		94	84	1872	7638	4.1	63t	49	265	2026	7.6	59	4

RICKY WILLIAMS' NFL PLAYOFF STATISTICS

YEAR	TEAM	GP	GS	RUSHING					RECEIVING				
				ATT.	YDS.	AVG.	LG	TD	NO.	YDS.	AVG.	LG	TD
2001	New Orleans	1	0	6	14	2.3	7	0	1	2	2.0	2	0

ADDITIONAL STATS

Passing: 0-1 in 1999; 1-1, 34 yards in 2000 for total of 1-2 for 34 yards

SINGLE-GAME HIGHS

- Most Rushing Yards:** 228 at Buffalo, 12/1/02
216 vs. Chicago, 12/9/02
185 at New England, 12/29/02
179 vs. Cleveland, 10/31/99
172 vs. Tennessee, 12/24/05
- Most Rush Attempts:** 42 vs. Buffalo, 9/21/03
40 vs. Cleveland, 10/31/99
38 vs. Carolina, 10/15/00
36 vs. New England, 10/6/02
36 vs. Baltimore, 11/16/03
3 at Atlanta, 10/22/00
2 ten times (last: vs. Washington, 11/23/03)
- Most Rushing TDs:**
- Long Runs:** 63t vs. Chicago, 12/9/02
55t at Buffalo, 12/1/02
53t vs. N.Y. Jets, 9/22/02
46 at Carolina, 10/14/01

	45t at Buffalo, 12/1/02
	45 vs. Philadelphia, 12/15/03
Most Receptions:	9 at Arizona, 10/29/00
	9 vs. Atlanta, 10/21/01
	7 vs. Philadelphia, 9/24/00
	7 at Kansas City, 9/29/02
	6 three times (last: vs. Buffalo, 12/4/05)
Most Receiving Yards:	92 at Arizona, 10/29/00
	72 vs. Carolina, 12/2/01
	72 vs. N.Y. Jets, 12/28/03
	65 vs. Atlanta, 10/21/01
	62 at Indianapolis, 9/15/02
Most TD Receptions:	1 four times (last: vs. Houston, 9/7/03)
Long Receptions:	59 vs. N.Y. Jets, 12/28/03
	52 at Indianapolis, 9/15/02
	42 vs. Carolina, 12/2/01
	41 at N.Y. Giants, 9/30/01
	35t vs. Houston, 9/7/03
Most Total Yards From Scrimmage:	235 at Buffalo, 12/1/02
	216 vs. Chicago, 12/9/02
	193 at Atlanta, 10/22/00
	192 at New England, 12/29/02
	187 vs. Cleveland, 10/31/99
Most Total TDs:	3 at Atlanta, 10/22/00
	2, ten times (last: vs. Washington, 11/23/03)

100-YARD RUSHING GAMES (31)

DATE	OPPONENT	NO.	YDS.	AVG.	LG	TD
10/24/99	at N.Y. Giants	24	111	4.6	25	0
10/31/99	Cleveland	40	179	4.5	19	0
9/17/00	at Seattle	23	107	4.7	15	0
9/24/00	Philadelphia	20	103	5.2	22	0
10/8/00	at Chicago	30	128	4.3	15	1
10/15/00	Carolina	38	144	3.8	18	2
10/22/00	at Atlanta*	29	156	5.4	26t	3
10/7/01	Minnesota	30	136	4.5	17	1
10/14/01	at Carolina	31	147	4.7	46	1
11/11/01	at San Francisco	24	121	5.0	18	0
11/18/01	Indianapolis	28	120	4.3	16	1
12/2/01	Carolina	27	102	3.8	15	0
9/8/02	Detroit	20	111	5.6	37	2
9/15/02	at Indianapolis	24	132	5.5	19	0
9/22/02	N.Y. Jets*	24	151	6.3	53t	1
10/6/02	New England	36	105	2.9	12	0
11/17/02	Baltimore	26	102	3.9	18	2
11/24/02	San Diego	29	143	4.9	19	2
12/1/02	at Buffalo#	27	228	8.4	55t	2
12/9/02	Chicago*	31	216	7.0	63t	2
12/15/02	Oakland	27	101	3.7	16	0
12/29/02	at New England*	31	185	6.0	30	2
9/14/03	at N.Y. Jets	34	125	3.7	22	1
9/21/03	vs. Buffalo*	42	153	3.6	21	1
11/16/03	vs. Baltimore	36	105	2.9	16	0
11/23/03	vs. Washington	23	107	4.7	24t	2
11/27/03	at Dallas	31	104	3.4	15	0
12/15/03	vs. Philadelphia	18	107	5.9	45	1
12/21/03	at Buffalo	29	111	3.8	22	0
12/24/05	vs. Tennessee*	26	172	6.6	35	1
1/1/06	at New England	28	108	3.9	9	1

* Indicates game with 100 yards rushing in one half.
* Indicates game with 100 yards rushing in both halves.

1999 GAME-BY-GAME STATISTICS (New Orleans)

DATE	OPPONENT	P/S	RUSHING				RECEIVING				W/L	SCORE
			ATT.	YDS.	LG	TD	NO.	YDS.	LG	TD		
9/12	CAROLINA	S	10	40	8	0	0	0	0	0	W	19-10
9/19	at San Francisco	S	22	80	15	0	3	5	8	0	L	21-28
10/03	at Chicago	S	21	84	19	0	1	10	10	0	L	10-14
10/10	ATLANTA	S	19	53	24	0	3	16	7	0	L	17-20
10/17	TENNESSEE	S	17	35	7	0	0	0	0	0	L	21-24
10/24	at N.Y. Giants	S	24	111	25	0	1	-9	-9	0	L	3-31
10/31	CLEVELAND	S	40	179	19	0	3	8	4	0	L	16-21
11/7	TAMPA BAY	S	14	41	14	0	4	22	9	0	L	16-31
11/14	SAN FRANCISCO	S	30	99	13	0	3	57	29	0	W	24-6
11/21	at Jacksonville	S	19	94	20	2	2	27	14	0	L	23-41
11/28	at St. Louis		INACTIVE								L	12-43
12/5	at Atlanta		DID NOT PLAY								L	12-35
12/12	ST. LOUIS		INACTIVE								L	14-30
12/19	at Baltimore		INACTIVE								L	8-31
12/24	DALLAS	S	23	61	17	0	3	31	14	0	W	31-24
1/2/00	at Carolina	S	14	7	7	0	5	5	10	0	L	13-45
1999 TOTALS		12-12	253	884	25	2	28	172	29	0	3-13	

2000 GAME-BY-GAME STATISTICS (New Orleans)

DATE	OPPONENT	P/S	RUSHING				RECEIVING				W/L	SCORE
			ATT.	YDS.	LG	TD	NO.	YDS.	LG	TD		
9/3	DETROIT	S	20	84	19	0	4	29	17	0	L	10-14
9/10	at San Diego	S	24	50	13	0	4	27	13t	1	W	28-27
9/17	at Seattle	S	23	107	15	0	5	35	12	0	L	10-20
9/24	PHILADELPHIA	S	20	103	22	0	7	52	21	0	L	7-21
10/8	at Chicago	S	30	128	15	1	4	57	18	0	W	31-10
10/15	CAROLINA	S	38	144	18	2	3	35	19	0	W	24-6
10/22	at Atlanta	S	29	156	26t	3	4	37	13	0	W	21-19
10/29	at Arizona	S	21	54	11	1	9	92	19	0	W	21-10
11/5	SAN FRANCISCO	S	27	81	10	1	2	17	15	0	W	31-15
11/12	at Carolina	S	16	93	19	0	2	28	24	0	W	20-10
11/19	OAKLAND		INACTIVE								L	22-31
11/26	at St. Louis		INACTIVE								W	31-24
12/3	DENVER		INACTIVE								L	23-38
12/10	at San Francisco		INACTIVE								W	31-27
12/17	ATLANTA		INACTIVE								W	23-7
12/24	ST. LOUIS		INACTIVE								L	21-26
12/30	ST. LOUIS#		INACTIVE								W	31-28
1/6/01	at Minnesota#	P	6	14	7	0	1	2	2	0	L	16-34
2000 TOTALS		10-10	248	1000	26t	8	44	409	24	1	10-6	
PLAYOFF TOTALS		1-0	6	14	7	0	1	2	2	0	1-1	

2001 GAME-BY-GAME STATISTICS (New Orleans)

DATE	OPPONENT	P/S	RUSHING				RECEIVING				W/L	SCORE
			ATT.	YDS.	LG	TD	NO.	YDS.	LG	TD		
9/9	at Buffalo	S	18	93	21	0	1	19	19t	1	W	24-6
9/30	at N.Y. Giants	S	16	53	16	0	4	49	41	0	L	13-21
10/7	Minnesota	S	30	136	17	1	5	42	16	0	W	28-15
10/14	at Carolina	S	31	147	46	1	4	31	24	0	W	27-25
10/21	ATLANTA	S	21	51	12	0	9	65	20	0	L	13-20
10/28	at St. Louis	S	17	77	19	0	4	19	18	0	W	34-31
11/4	N.Y. JETS	S	19	58	16	1	1	6	6	0	L	9-16
11/11	at San Francisco	S	24	121	18	0	3	52	34	0	L	27-28
11/18	INDIANAPOLIS	S	28	120	16	1	4	48	21	0	W	34-20
11/25	at New England	S	15	56	14	1	3	39	18	0	L	17-34
12/02	CAROLINA	S	27	102	15	0	4	72	42	0	W	27-23
12/9	at Atlanta	S	15	41	18	1	5	42	13	0	W	28-10
12/17	ST. LOUIS	S	14	57	16	0	4	13	9	0	L	21-34

2001 GAME-BY-GAME STATISTICS (New Orleans)

DATE	OPPONENT	P/S	RUSHING				RECEIVING				W/L	SCORE
			ATT.	YDS.	LG	TD	NO.	YDS.	LG	TD		
12/23	at Tampa Bay	S	10	26	9	0	4	15	5	0	L	21-48
12/30	WASHINGTON	S	17	74	9	0	1	7	7	0	L	10-40
1/6/02	SAN FRANCISCO	S	11	33	14	0	4	-8	4	0	L	0-38
2001 TOTALS			16-16	313	1245	46	6	60	511	42	1	7-9

2002 GAME-BY-GAME STATISTICS

DATE	OPPONENT	P/S	RUSHING				RECEIVING				W/L	SCORE
			ATT.	YDS.	LG	TD	NO.	YDS.	LG	TD		
9/8	DETROIT	S	20	111	37	2	0	0	0	0	W	49-21
9/15	at Indianapolis	S	24	132	19	0	2	62	52	1	W	21-13
9/22	N.Y. JETS	S	24	151	53t	1	2	23	13	0	W	30-3
9/29	at Kansas City	S	14	66	30	1	7	60	29	0	L	30-48
10/6	NEW ENGLAND	S	36	105	12	0	1	2	2	0	W	26-13
10/13	at Denver	S	20	49	10t	2	4	30	16	0	W	24-22
10/20	BUFFALO	S	25	97	14	0	1	22	22	0	L	10-23
11/4	at Green Bay	S	14	47	13	0	4	23	10	0	L	10-24
11/10	at N.Y. Jets	S	20	53	17	0	5	36	10	0	L	10-13
11/17	BALTIMORE	S	26	102	18	2	5	28	8	0	W	26-7
11/24	SAN DIEGO	S	29	143	19	2	2	8	12	0	W	30-3
12/1	at Buffalo	S	27	228	55t	2	4	7	7	0	L	21-38
12/9	CHICAGO	S	31	216	63t	2	0	0	0	0	W	27-9
12/15	OAKLAND	S	27	101	16	0	5	39	14	0	W	23-17
12/21	at Minnesota	S	15	67	17	0	3	16	9	0	L	17-20
12/29	at New England	S	31	185	30	2	2	7	8	0	L	24-27
2002 TOTALS			16-16	383	1853	63t	16	47	363	52	1	9-7

2003 GAME-BY-GAME STATISTICS

DATE	OPPONENT	P/S	RUSHING				RECEIVING				W/L	SCORE
			ATT.	YDS.	LG	TD	NO.	YDS.	LG	TD		
9/7	HOUSTON	S	17	69	16	0	5	60	35t	1	L	20-21
9/14	at N.Y. Jets	S	34	125	22	1	4	37	21	0	W	21-10
9/21	BUFFALO	S	42	153	21	1	3	-4	2	0	W	17-7
10/5	at N.Y. Giants	S	22	39	9	1	2	20	11	0	W	23-10
10/12	at Jacksonville	S	19	75	28	1	0	0	0	0	W	24-10
10/19	NEW ENGLAND	S	27	94	18	0	2	9	7	0	L	13-19
10/27	at San Diego	S	23	69	18	0	5	26	11	0	W	26-10
11/2	INDIANAPOLIS	S	13	36	6	1	4	23	15	0	L	17-23
11/9	at Tennessee	S	13	37	15	0	6	22	8	0	L	7-31
11/16	BALTIMORE	S	36	105	16	0	3	24	9	0	W	9-6
11/23	WASHINGTON	S	23	107	24t	2	2	10	6	0	W	24-23
11/27	at Dallas	S	31	104	15	0	4	41	18	0	W	40-21
12/7	at New England	S	25	68	15	0	1	5	5	0	L	0-12
12/15	PHILADELPHIA	S	18	107	45	1	2	1	6	0	L	27-34
12/21	at Buffalo	S	29	111	22	0	3	5	5	0	W	20-3
12/28	N.Y. JETS	S	20	73	16t	1	4	72	59	0	W	23-21
2003 TOTALS			16-16	392	1372	45	9	50	351	59	1	10-6

2005 GAME-BY-GAME STATISTICS

DATE	OPPONENT	P/S	RUSHING				RECEIVING				W/L	SCORE
			ATT.	YDS.	LG	TD	NO.	YDS.	LG	TD		
9/11	DENVER		SUSPENDED								W	31-10
9/18	at New York Jets		SUSPENDED								L	7-17
9/25	CAROLINA		SUSPENDED								W	27-24
10/9	at Buffalo		SUSPENDED								L	14-20
10/16	at Tampa Bay	S	5	8	4	0	6	22	6	0	L	13-27
10/21	KANSAS CITY	P	6	-1	4	0	0	0	0	0	L	20-30
10/30	at New Orleans	P	17	82	16	0	0	0	0	0	W	21-6

2005 GAME-BY-GAME STATISTICS

DATE	OPPONENT	P/S	RUSHING				RECEIVING				W/L	SCORE
			ATT.	YDS.	LG	TD	NO.	YDS.	LG	TD		
11/6	ATLANTA	P	10	52	23t	1	0	0	0	0	L	10-17
11/13	NEW ENGLAND	P	11	13	5	0	1	19	19	0	L	16-23
11/20	at Cleveland	P	13	83	14	0	0	0	0	0	L	0-22
11/27	at Oakland	P	16	82	34t	1	2	13	8	0	W	33-21
12/4	BUFFALO	P	11	46	11	1	6	32	15	0	W	24-23
12/11	at San Diego	P	11	28	7	0	0	0	0	0	W	23-21
12/18	NEW YORK JETS	P	14	70	23t	1	1	4	4	0	W	24-20
12/24	TENNESSEE	S	26	172	35	1	1	3	3	0	W	24-10
1/1/06	at New England	S	28	108	9	1	0	0	0	0	W	28-26
2005 TOTALS			12-3	168	743	35	6	17	93	19	0	9-7

2007 GAME-BY-GAME STATISTICS

DATE	OPPONENT	P/S	RUSHING				RECEIVING				W/L	SCORE
			ATT.	YDS.	LG	TD	NO.	YDS.	LG	TD		
9/9	at Washington		SUSPENDED								L	13-16*
9/16	DALLAS		SUSPENDED								L	20-37
9/23	at New York Jets		SUSPENDED								L	28-31
9/30	OAKLAND		SUSPENDED								L	17-35
10/7	at Houston		SUSPENDED								L	19-22
10/14	at Cleveland		SUSPENDED								L	31-41
10/21	NEW ENGLAND		SUSPENDED								L	28-49
10/28	NEW YORK GIANTS		SUSPENDED								L	10-13
11/11	BUFFALO		SUSPENDED								L	10-13
11/18	at Philadelphia		SUSPENDED								L	7-17
11/26	at Pittsburgh	P	6	15	6	0	0	0	-	0	L	0-3
12/2	NEW YORK JETS		INJURED RESERVE								L	13-40
12/9	at Buffalo		INJURED RESERVE								L	17-38
12/16	BALTIMORE		INJURED RESERVE								W	22-16*
12/23	at New England		INJURED RESERVE								L	7-28
12/30	CINCINNATI		INJURED RESERVE								L	25-38
2007 TOTALS			1-0	6	15	6	0	0	0	-	0	1-15

* - overtime game

- playoff game

RICKY WILLIAMS' RUSHING BREAKDOWN

	2007						CAREER					
	G	NO	YDS	AVG	LG	TD	G	NO	YDS	AVG	LG	TD
Buffalo	-	-	-	-	-	-	6	152	728	4.8	55	4
Miami	-	-	-	-	-	-	-	-	-	-	-	-
New England	-	-	-	-	-	-	7	173	629	3.6	30	4
N.Y. Jets	-	-	-	-	-	-	6	131	530	4.0	53	5
AFC East	-	-	-	-	-	-	19	456	1887	4.1	55	13
Baltimore	-	-	-	-	-	-	2	62	207	3.3	18	2
Cincinnati	-	-	-	-	-	-	-	-	-	-	-	-
Cleveland	-	-	-	-	-	-	2	53	262	4.9	19	0
Pittsburgh	1	6	15	2.5	6	0	1	6	15	2.5	6	0
AFC North	1	6	15	2.5	6	0	5	121	484	4.0	19	2
Houston	-	-	-	-	-	-	1	17	69	4.1	16	0
Indianapolis	-	-	-	-	-	-	3	65	288	4.4	19	2
Jacksonville	-	-	-	-	-	-	2	38	169	4.4	28	3
Tennessee	-	-	-	-	-	-	3	56	244	4.4	35	1
AFC South	-	-	-	-	-	-	9	176	770	4.4	35	6
Denver	-	-	-	-	-	-	1	20	49	2.5	10	2
Kansas City	-	-	-	-	-	-	2	20	65	3.3	30	1
Oakland	-	-	-	-	-	-	2	43	183	4.3	34	1
San Diego	-	-	-	-	-	-	4	87	290	3.3	19	2
AFC West	-	-	-	-	-	-	9	170	587	3.5	34	6
AFC Total	1	6	15	2.5	6	0	42	923	3728	4.0	55	27

RICKY WILLIAMS' RUSHING BREAKDOWN

	2007						CAREER					
	G	NO	YDS	AVG	LG	TD	G	NO	YDS	AVG	LG	TD
Dallas	-	-	-	-	-	-	2	54	165	3.1	17	0
N.Y. Giants	-	-	-	-	-	-	3	62	203	3.3	25	1
Philadelphia	-	-	-	-	-	-	2	38	210	5.5	45	1
Washington	-	-	-	-	-	-	2	40	181	4.5	24	2
NFC East	-	-	-	-	-	-	9	194	759	3.9	45	4
Chicago	-	-	-	-	-	-	3	82	428	5.2	63	3
Detroit	-	-	-	-	-	-	2	40	195	4.9	37	2
Green Bay	-	-	-	-	-	-	1	14	47	3.4	13	0
Minnesota	-	-	-	-	-	-	2	45	203	4.5	17	1
NFC North	-	-	-	-	-	-	8	181	873	4.8	63	6
Atlanta	-	-	-	-	-	-	5	94	353	3.8	26	5
Carolina	-	-	-	-	-	-	6	136	533	3.9	46	3
New Orleans	-	-	-	-	-	-	1	17	82	4.8	16	0
Tampa Bay	-	-	-	-	-	-	3	29	75	2.6	14	0
NFC South	-	-	-	-	-	-	15	276	1043	3.8	46	8
Arizona	-	-	-	-	-	-	1	21	54	2.6	11	1
St. Louis	-	-	-	-	-	-	2	31	134	4.3	19	0
San Francisco	-	-	-	-	-	-	5	114	414	3.6	18	1
Seattle	-	-	-	-	-	-	1	23	107	4.7	15	0
NFC West	-	-	-	-	-	-	9	189	709	3.8	19	2
NFC Total	-	-	-	-	-	-	41	840	3384	4.0	63	20
Home	-	-	-	-	-	-	41	917	3673	4.0	63	25
Road	1	6	15	2.5	6	0	42	846	3439	4.1	55	22
1st Down	1	2	7	3.5	6	0	83	993	3898	3.9	53	24
2nd Down	1	2	3	1.5	3	0	83	623	2580	4.1	63	12
3rd Down	1	2	5	2.5	5	0	83	141	631	4.5	55	10
4th Down	1	0	0	-	-	0	83	6	3	0.5	2	1
1st Half	1	6	15	2.5	6	0	83	892	3596	4.0	45	20
2nd Half	1	0	0	-	-	0	83	860	3466	4.0	63	27
Overtime	-	-	-	-	-	-	3	11	50	4.5	16	0
Grass	1	6	15	2.5	6	0	51	1030	4170	4.0	63	33
Turf	-	-	-	-	-	-	32	733	2942	4.0	55	14
Aug./Sept.	-	-	-	-	-	-	15	328	1417	4.3	53	6
October	-	-	-	-	-	-	23	538	1972	3.7	46	13
November	1	6	15	2.5	6	0	23	453	1742	3.8	34	15
Dec./Jan.	-	-	-	-	-	-	22	444	1981	4.5	63	13
Games 1-8	-	-	-	-	-	-	44	960	3744	3.9	53	22
Games 9-16	1	6	15	2.6	6	0	39	803	3368	4.2	63	25
Wins	-	-	-	-	-	-	43	1053	4281	4.1	63	35
Losses	1	6	15	2.5	6	0	40	710	2831	4.0	55	12
Ties	-	-	-	-	-	-	-	-	-	-	-	-

RICKY WILLIAMS' RECEIVING BREAKDOWN

	2007						CAREER					
	G	NO	YDS	AVG	LG	TD	G	NO	YDS	AVG	LG	TD
Buffalo	-	-	-	-	-	-	6	18	81	4.5	22	1
Miami	-	-	-	-	-	-	-	-	-	-	-	-
New England	-	-	-	-	-	-	7	10	81	8.1	19	0
N.Y. Jets	-	-	-	-	-	-	6	17	178	10.5	59	0
AFC East	-	-	-	-	-	-	19	45	340	7.6	59	1
Baltimore	-	-	-	-	-	-	2	8	52	6.5	9	0
Cincinnati	-	-	-	-	-	-	-	-	-	-	-	-
Cleveland	-	-	-	-	-	-	2	3	8	2.7	4	0
Pittsburgh	1	0	0	-	-	0	1	0	0	-	-	0
AFC Central	-	-	-	-	-	-	5	11	60	5.5	9	0
Houston	-	-	-	-	-	-	1	5	60	12.0	35	1
Indianapolis	-	-	-	-	-	-	3	10	133	13.3	52	1
Jacksonville	-	-	-	-	-	-	2	2	27	13.5	14	0
Tennessee	-	-	-	-	-	-	3	7	25	3.6	8	0
AFC South	-	-	-	-	-	-	9	24	245	10.2	52	2

RICKY WILLIAMS' RECEIVING BREAKDOWN

	2007						CAREER					
	G	NO	YDS	AVG	LG	TD	G	NO	YDS	AVG	LG	TD
Denver	-	-	-	-	-	-	1	4	30	7.5	16	0
Kansas City	-	-	-	-	-	-	1	7	60	8.6	29	0
Oakland	-	-	-	-	-	-	2	7	52	7.4	14	0
San Diego	-	-	-	-	-	-	4	11	61	5.5	13	1
AFC West	-	-	-	-	-	-	9	29	203	7.0	29	1
AFC Total	-	-	-	-	-	-	42	109	848	7.8	59	4
Dallas	-	-	-	-	-	-	2	7	72	10.3	18	0
N.Y. Giants	-	-	-	-	-	-	3	7	60	8.6	41	0
Philadelphia	-	-	-	-	-	-	2	9	53	5.9	21	0
Washington	-	-	-	-	-	-	2	3	17	5.7	7	0
NFC East	-	-	-	-	-	-	9	26	202	7.8	41	0
Chicago	-	-	-	-	-	-	3	5	67	13.4	18	0
Detroit	-	-	-	-	-	-	2	4	29	7.3	17	0
Green Bay	-	-	-	-	-	-	1	4	23	5.8	10	0
Minnesota	-	-	-	-	-	-	2	8	58	7.3	16	0
NFC Central	-	-	-	-	-	-	8	21	177	8.4	18	0
Atlanta	-	-	-	-	-	-	5	21	160	7.6	20	0
Carolina	-	-	-	-	-	-	6	18	171	9.5	42	0
New Orleans	-	-	-	-	-	-	1	0	0	-	-	0
Tampa Bay	-	-	-	-	-	-	3	14	59	4.2	9	0
NFC South	-	-	-	-	-	-	15	53	390	7.4	42	0
Arizona	-	-	-	-	-	-	1	9	92	10.2	19	0
St. Louis	-	-	-	-	-	-	2	8	32	4.0	18	0
San Francisco	-	-	-	-	-	-	5	15	123	8.2	34	0
Seattle	-	-	-	-	-	-	1	5	35	7.0	12	0
NFC West	-	-	-	-	-	-	9	37	282	7.6	34	0
NFC Total	-	-	-	-	-	-	41	137	1051	7.7	42	0
Home	-	-	-	-	-	-	41	114	887	7.8	59	1
Road	1	0	0	-	-	0	42	132	1012	7.7	52	3
1st Down	1	0	0	-	-	0	83	88	696	7.9	52	1
2nd Down	1	0	0	-	-	0	83	107	775	7.2	59	1
3rd Down	1	0	0	-	-	0	83	49	424	8.7	24	2
4th Down	1	0	0	-	-	0	83	2	4	2.0	8	0
1st Half	1	0	0	-	-	0	83	137	1005	7.3	59	1
2nd Half	1	0	0	-	-	0	83	109	894	8.2	42	3
Overtime	-	-	-	-	-	-	3	0	0	-	-	0
Grass	1	0	0	-	-	0	51	140	1056	7.5	59	2
Turf	-	-	-	-	-	-	32	106	843	8.0	52	2
Aug./Sept.	-	-	-	-	-	-	15	51	454	8.9	52	4
October	-	-	-	-	-	-	23	71	534	7.5	24	0
November	1	0	0	-	-	0	23	62	543	8.8	34	0
Dec./Jan.	-	-	-	-	-	-	22	62	368	5.9	59	0
Games 1-8	-	-	-	-	-	-	44	138	1114	8.1	52	4
Games 9-16	1	0	0	-	-	0	39	108	785	7.3	59	0
Wins	-	-	-	-	-	-	43	122	1129	9.3	59	3
Losses	1	0	0	-	-	0	40	124	770	6.2	41	1
Ties	-	-	-	-	-	-	-	-	-	-	-	-

DOLPHINS POST 28 ALL-TIME SHUTOUTS

The Miami Dolphins have held an opponent scoreless 28 times (25 times in the regular season and three in the playoffs) in the history of the franchise, including a high of seven shutouts of the Baltimore/Indianapolis Colts. Miami has recorded 19 shutouts at home and nine on the road. Their most recent shutout occurred in a 21-0 decision over New England on December 10, 2006 at Dolphin Stadium. The Dolphins have been held scoreless a total of 18 times (17 regular season, 1 playoff), including three times by the New England Patriots and Buffalo Bills, and twice each by the Baltimore/Indianapolis Colts, Cleveland Browns and Kansas City Chiefs. Miami has been shut out four times at home and 14 times on the road, having most recently been blanked by the Pittsburgh Steelers, 3-0, on November 26, 2007 at Heinz Field.

JULIUS WILSON

Tackle

78



HEIGHT: 6-4
WEIGHT: 315
BORN: 10/17/83
COLLEGE: Alabama-Birmingham '07
ACQUIRED: FA, 2007
NFL: Second Season
DOLPHINS: Second Season



FINS FACT

Away from the football field, Julius loves working with and mentoring kids. In fact, it is something he has been doing since his high school days in Bradenton, Fla., when he was involved in an after-school program at Rowlett Elementary School. During that time he had the opportunity to play sports with the kids, help with their homework and teach them right from wrong.

PRO CAREER

2007 Spent the first 12 games of his rookie season on the Dolphins' practice squad before being activated to the 53-man roster . . . Was inactive for all four games.

COLLEGE

Was a three-year letterman at UAB (2004-06) after spending his freshman season of 2003 at Southwest Mississippi Community College . . . Started most of his three seasons with the Blazers . . . Opened all 19 games in which he appeared at right tackle over his final two years, including all 11 as a junior in 2005 when the team averaged 434.6 yards of total offense per game . . . Appeared in all 12 contests in 2004 and was part of a line that helped the offense average 403.0 yards an outing . . . Earned degree in history.

WILSON QUICK HITS

CAREER TRANSACTIONS: Signed with the Dolphins as an undrafted college free agent on May 4, 2007 . . . Was waived on September 1 and then signed to the practice squad a day later . . . Was activated to the Dolphins' 53-man roster on December 4.

PRO CAREER AT A GLANCE: After not being drafted, Julius spent the first three-quarters of his rookie season on the Dolphins' practice squad before being activated. He was one of six undrafted college free agents to appear on the Dolphins' 53-man roster at some point during the 2007 season.

PERSONAL

Has a daughter, Talia Wilson . . . Attended Southeast High School in Bradenton, Fla . . . Played on both the offensive and defensive lines as a prep performer . . . Participated in the Georgia-Florida high school all-star game following his senior season . . . Has participated in the Dolphins' Thanksgiving turkey giveaway as well as the "Lift Up America Food Giveaway" event . . . Enjoys fishing in spare time . . . Lists "Money Talks" as favorite movie and Jay-Z as favorite recording artist . . . Born October 17, 1983 in Bradenton, Fla.

JULIUS WILSON'S NFL REGULAR SEASON STATISTICS

GAMES/STARTS: 2007: 0/0

RODRIQUE WRIGHT

Defensive End

90



HEIGHT: 6-5

WEIGHT: 310

BORN: 7/31/84

COLLEGE: Texas '06

ACQUIRED: D7b, 2006

NFL: Second Season

DOLPHINS: Second Season



FINS FACT

Rodrique has a profound interest in physical training, health and nutrition. It is an area that he really started to grow more involved with following high school, and he would like to pursue this discipline following his football career. He has even devised workout programs for others, including his father and his girlfriend. "As football players it is our job to stay healthy," he says. "It feels good to see positive results."

PRO CAREER

2007 In what was essentially his first NFL season, played in 13 games with nine starts . . . Registered 37 tackles, 1.5 sacks, a pass defended and a fumble recovery . . . Was inactive for the first three games of the year before making NFL regular season debut in week four contest vs. Oakland (9/30) when he posted four tackles . . . Initial start of NFL career came following week at Houston (10/7), as he opened nine of the final 12 games of the year . . . In the Texans game, which marked a return home to where he grew up and attended high school, notched three tackles, a pass defended and a fumble recovery, which came when he pounced on a loose ball at the Texans' 41 created by a Jason Taylor sack of Matt Schaub . . . The turnover led to a Dolphins field goal seven plays later . . . Posted a season-high seven tackles in Monday night game at Pittsburgh (11/26) when he shared a sack of Ben Roethlisberger with Channing Crowder . . . First full sack of career occurred vs. Baltimore (12/16) when he dropped Kyle Boller for a 5-yard loss in the Dolphins' 22-16 overtime win . . . In preseason, recorded 13 tackles and tied for the team lead with two sacks.

2006 Spent his entire rookie season on the Dolphins Reserve/Non-Football Injury list with a shoulder injury sustained in college . . . Underwent surgery following the draft to repair his right rotator cuff musculature . . . Dr. George Caldwell performed the surgery at Broward General Medical Center in Ft. Lauderdale . . . Was placed on the team's Reserve/NFI list on August 29.

WRIGHT QUICK HITS

CAREER TRANSACTIONS: Was the second of three seventh-round draft choices by Miami in 2006 (226th overall).

PRO CAREER AT A GLANCE: Missed his entire rookie season after undergoing shoulder surgery for an injury he played through while in college. Rodrique came back in 2007 to become an integral part of the Dolphins' defensive line, starting nine of the final 12 games of the season.

COLLEGE

Was a four-year letterman at Texas (2002-05) who started all four years . . . In fact, opened 45 of the 50 games in which he appeared . . . Posted 227 tackles, 41 stops for loss, 17.5 sacks, six forced fumbles and a fumble recovery in his career . . . Helped the Longhorns to the national championship as a senior when he amassed 46 tackles, 13 stops for loss and 4.5 sacks . . .

Also returned a fumble 67 yards for a touchdown (vs. Oklahoma) . . . Was a consensus All-America selection as well as the Big 12 Defensive Player of the Year . . . Also was a first-team all-conference pick as a junior . . . Put up best numbers as a sophomore when he collected 80 tackles, 12 stops for loss, 7.5 sacks and three forced fumbles and was a second-team all-conference choice . . . Was the Big 12 Defensive Freshman of the Year in 2002 when he registered 65 tackles, 13 stops for loss and 4.5 sacks . . . Majored in education.

PERSONAL

Single . . . Attended Alief Hastings High School in Houston, Texas, where he was a two-year starter along the defensive line . . . Registered 196 tackles, 15 sacks, three fumble recoveries and three blocked PATs in those two seasons . . . Was a first-team All-America pick by USA Today as a senior, when he also was a Parade All-American . . . Also lettered in track, where he threw the shot put . . . Uncle, Elmo Wright, played wide receiver at the University of Houston (1968-70) and was a first-round draft choice of the Kansas City Chiefs in 1971, playing with the team through 1974 . . . Is a cousin of former Texas standout defensive end Cedric Woodard (1996-99), who played with the Seahawks from 2001-04 . . . Served as a mentor at local elementary and middle schools while in college . . . With the Dolphins has participated in the club's annual Thanksgiving turkey giveaway . . . Enjoys bowling, watching movies and traveling in spare time . . . In fact, this past offseason, visited New York City for the first time in his life and was moved by the site of "Ground Zero" . . . Growing up, Michael Jordan was his favorite athlete . . . Lists "Lucky Number Slevin" as favorite movie, "Chappelle's Show" as favorite television show, "Your Best Life Now" as favorite book and 2Pac as favorite recording artist . . . Full name is Rodrique Charles Wright, born July 31, 1984 in Houston.

RODRIQUE WRIGHT'S NFL REGULAR SEASON STATISTICS

YEAR TEAM	GP GS	TACKLES					INTERCEPTIONS					FUMBLES		
		TOT	SOLO	ASST	SK	YDS	NO	YDS	LG	TD	PD	FF	FR	YDS
2006 Miami		RESERVE/NFI												
2007 Miami	13 9	37	27	10	1.5	5.5	0	0	-	0	0	0	1	0

BAUMHOWER, BETTERS TO BE INDUCTED INTO DOLPHIN HONOR ROLL

For nearly a decade, Bob Baumhower and Doug Betters played side-by-side as the anchors of the Miami Dolphins-famed "Killer Bs" defense – Baumhower from his nose tackle spot and Betters as a defensive end. On December 14, 2008, they will have another chance to appear alongside one another on the gridiron when they become the 18th and 19th members of the Dolphin Honor Roll during halftime ceremonies of the Dolphins game against the San Francisco 49ers at Dolphin Stadium. They will be the first two defensive linemen to earn this honor.

Playing together from 1978-86, the pair helped the Dolphins to five AFC East titles and a pair of Super Bowl appearances during their tenure, following the 1982 and 1984 seasons. The defense ranked in the top seven in the NFL on three occasions (1979, 1982, 1983) with both men in the lineup, including a No. 1 finish in 1982, when they held opponents to a paltry 256.8 yards per game as the Dolphins put together a regular season record of 7-2 and went on to play Washington in Super Bowl XVII in Pasadena. That is one of only two times in team history that the Dolphins led the league in overall defense (1972).


Baumhower racked up 888 career tackles and 39.5 sacks, a figure which is tied for seventh in team history and the most among defensive tackles. He earned five selections to the AFC Pro Bowl squad, the second-most among defensive linemen in club annals and tied for third-most among defensive players.

Betters, the NFL Defensive Player of the Year by the Associated Press in 1983, played in 146 regular season games, including 105 starts. His career sack total of 65.5 ranked second in team annals following his final season of 1987, trailing only Bill Stanfill (67.5) and now is third all-time.

For a complete list of Dolphin Honor Roll members, please see page 556 of the 2008 Miami Dolphins Media Guide.



Bob Baumhower




Doug Betters

2008 DRAFT CHOICES

RD.	NO.	NAME	POS.	HT.	WT.	BIRTH-DATE	COLLEGE
1	1	Jake Long	T	6-7	310	5/9/85	Michigan
2a	32	Phillip Merling	DE	6-4	290	4/19/85	Clemson
2b	57	Chad Henne	QB	6-3	230	7/2/85	Michigan
3	66	Kendall Langford	DE	6-6	290	1/27/86	Hampton
4	110	Shawn Murphy	G	6-4	315	12/17/82	Utah State
6a	176	Jalen Parmele	RB	5-11	220	12/30/85	Toledo
6b	195	Donald Thomas	G	6-4	310	9/25/85	Connecticut
6c	204	Lex Hilliard	RB	5-11	230	7/30/84	Montana
7	245	Lionel Dotson	DE	6-4	290	2/11/85	Arizona

LIONEL DOTSON

Defensive End



HEIGHT: 6-4

WEIGHT: 290

BORN: 2/11/85

COLLEGE: Arizona '08

DRAFT: D7, 245

71

COLLEGE

Was a four-year letterman at Arizona (2004-07), starting 32 of 40 career games . . . Finished his career with 121 tackles (73 solo), 10.5 sacks and 14.5 tackles for loss . . . Also recovered a fumble, forced three others and deflected four passes . . . Started all 12 games as a senior in 2007 . . . Earned second-team All-Pac-10 honors . . . Recorded 50 tackles (36 solo), as he led the team with 6.5 sacks and ranked second with nine tackles for loss . . . Also forced a fumble and broke up a pass . . . Played in 11 games with 10 starts as a junior in 2006 . . . Earned honorable mention All-Pac-10 honors . . . Finished with 31 tackles (15 solo), two tackles for losses and one sack . . . Also forced a fumble . . . Played in 10 games with four starts as a sophomore in 2005 . . . Recorded 21 tackles (10 solo), a forced fumble and a fumble recovery . . . Posted season-high five tackles against Washington . . . Played in seven games with six starts as a redshirt freshman in 2004 . . . Registered 19 tackles (12 solo), 3.5 tackles for loss and three sacks . . . Had five tackles, including 1.5 tackles for a loss and a sack against Arizona State . . . Redshirted during 2003 and was a member of the defensive scout team . . . Earned degree in sociology.

PERSONAL

Attended Dobie High School in Houston, Texas . . . Was a two-year letterman in football and basketball . . . Recorded 50 tackles and 13 sacks during his senior year . . . Earned first-team all-district honors in basketball as a junior center, and selected for Texas High School Coaches All-Star basketball game senior year . . . Nominated for the U.S. Army All-American Bowl high school game . . . Received the U.S. Marine Corps Award for distinguished athletes . . .

Nicknamed "L-Train," by his college teammates for his non-stop motor . . . Is an Eagle Scout . . . Has worked with Jack & Jill of America, a community service group for young people aiding the elderly . . . Also volunteered with the Salvation Army and at hospitals and nursing homes . . . Comes from an athletic family: grandfather, Leon Bedford, played football at Southern University; father, Lionel, was a basketball player at the University of Houston; uncle, Vance Bedford, played football for the University of Texas and the St. Louis Cardinals (1982) and is currently the defensive backs coach at the University of Florida . . . Hobbies include playing video games, listening to music and going to the movies . . . Growing up, was a fan of Warren Sapp and John Randle . . . Lists "Family Guy" as favorite television show and R. Kelly as favorite recording artist . . . Full name is Lionel Eugene Dotson, Jr., born February 11, 1985 in Houston, Texas.

LIONEL DOTSON'S COLLEGE STATISTICS

YEAR TEAM	GP	GS	TACKLES					INTERCEPTIONS					FUMBLES		
			TOT	SOLO	ASST	SK	YDS	NO	YDS	LG	TD	PD	FF	FR	YDS
2004 Arizona	7	6	19	12	7	3.0	12.0	0	0	-	0	0	0	0	0
2005 Arizona	10	4	21	10	11	0.0	0.0	0	0	-	0	3	1	1	0
2006 Arizona	11	10	31	15	16	1.0	0.0	0	0	-	0	0	1	0	0
2007 Arizona	12	12	50	36	14	6.5	36.0	0	0	-	0	1	1	0	0
COLLEGE TOTALS	40	32	121	73	48	10.5	48.0	0	0	-	0	4	3	1	0

ADDITIONAL STATS

Tackles For Loss: 3.5 for 12 yards in 2004, 2 for 10 yards in 2006, 9 for 41 yards in 2007 for total of 14.5 for 63 yards

CHAD HENNE

Quarterback



HEIGHT: 6-3

WEIGHT: 230

BORN: 7/2/85

COLLEGE: Michigan '08

DRAFT: D2b, 57

7



COLLEGE

Was a four-year letterman at Michigan (2004-07), who started each of his four seasons . . . Compiled a 33-14 record as a starter . . . Tossed at least one touchdown pass in 42 of his 47 career games and threw for at least 200 yards in 26 starts . . . Completed 828 of 1,387 passes (59.7%) for 9,715 yards with 87 touchdowns and 37 interceptions . . . Holds school record for career completions, attempts, passing yards and touchdown passes completions . . . Ranks second to Purdue's Drew Brees in career TD passes in Big Ten Conference history . . . Finished second in school history with an average of 206.7 yards passing per game . . . Started 10 games as a senior in 2007 . . . Named first-team All-Big Ten by the conference's coaches . . . Completed 162 of 278 passes (58.3%) for 1,938 yards with 17 touchdowns with nine interceptions . . . Hit on 75 percent (21 of 28) of his passes for a regular season-best 264 yards and led eight scoring drives, including two touchdown passes, against Purdue . . . Selected as

Big Ten Offensive Player of the Week after leading comeback victory at Michigan State, tossing four touchdown passes on 18 of 33 passing for 211 yards . . . Earned the Capital One Bowl Most Valuable Player Award after throwing for a school bowl-record 373 passing yards against Florida, completing 25 of 39 passes and three touchdowns against the Gators . . . Played in the Senior Bowl . . . Started all 13 games as a junior in 2006 . . . Named third-team All-American and second-team All-Big Ten by the coaches and media . . . Was a finalist for the Manning Award and semi-finalist for the Maxwell Award and Davey O'Brien Award . . . Completed 203 of 328 passes (61.9%) for 2,508 yards with 22 touchdowns with eight interceptions . . . Hit on 13 of 22 passes for 220 yards at Notre Dame and threw three touchdown passes . . . Posted 284 passing yards on 17 of 24 passing and threw three touchdowns at Minnesota . . . Completed 26 of 41 passes for a season-best 309 yards against Southern California in the Rose Bowl and tossed two touchdown passes in the fourth quarter . . . Started all 12 games as a sophomore in 2005 . . . Completed 223 of 382 passes (58.4%) for 2,526 yards with 23 touchdowns and eight interceptions . . . Tossed at least one touchdown pass in 11 of the 12 games and threw for at least 200 yards in seven contests . . . Tossed three touchdown passes at Michigan State, and finished 26 of 35 passing for 256 yards . . . Led game-winning touchdown drive against Penn State, completing five of six passes for 42 yards, including the game-winning touchdown pass as time expired to secure a 27-25 victory . . . Accounted for four touchdowns against Nebraska in the Alamo Bowl, completing 21 of 43 passes for 270 yards and three touchdowns and rushed for a career-best 38 yards on 13 carries, including a 7-yard TD run . . . Started all 12 games as a freshman in 2004 . . . Became the first true freshman quarterback in Big Ten history to lead his team to the conference title . . . Named honorable mention All-Big Ten by the coaches and media . . . Was a consensus first-team Freshman All-American . . . Completed 240 of 399 passes (60.2%) for 2,743 yards and 25 touchdowns . . . Finished as the top true freshman quarterback, statistically, in Michigan and Big Ten history . . . Tied school record for most touchdown passes in a season (25, shared by Elvis Grbac in 1991) and finished 16th nationally in touchdown passes . . . Threw at least one touchdown pass in all 12 games and had eight multi-touchdown games . . . Completed 33 of 49 passes for 328 yards, all freshman records at Michigan, against Minnesota . . . Tossed four touchdown passes against Michigan State as he completed 24 of 35 passes for 273 yards . . . Threw a career-high 54 passes at Ohio State, completing 27 of those attempts for 328 yards and two touchdowns . . . Tied a Rose Bowl record with four touchdown passes and completed 18 of 34 passes for 227 yards against Texas . . . Earned degree in general studies.

PERSONAL

A native of Wyomissing, Pa., Henne attended Wilson High School in West Lawn, Pa. . . Set the Pennsylvania District III all-time passing and touchdown records (7,071 yards and 74 touchdowns) . . . Completed 147 of 249 passes for 1,743 yards and 19 scores his senior season, when he also rushed for 450 yards and five scores . . . Hit on 64.4 percent of his passes for 2,088 yards, 23 touchdowns and three interceptions while rushing for more than 600 yards and six touchdowns as a junior . . . Also competed in track and was timed at 11.2 in the 100-meters and threw the javelin a career-best 195.5 feet . . . Was a two-year starter on the basketball team, averaging eight points and eight rebounds per game as a senior . . . Lists "Entourage" as favorite television show, Blink 182 as favorite recording artist and "Tuesdays with Morrie" as favorite book . . . Growing up, Joe Montana was favorite professional athlete . . . Enjoys playing golf in spare time . . . Full name is Chad Steven Henne, born July 2, 1985.

CHAD HENNE'S COLLEGE STATISTICS

YEAR TEAM	GP	GS	ATT.	CMP.	PCT.	YDS		TD	INT.	LG	RATE
						ATT.					
2004 Michigan	12	12	399	240	60.2	2743	6.9	25	12	69	132.6
2005 Michigan	12	12	382	223	58.4	2526	6.6	23	8	54	129.6
2006 Michigan	13	13	328	203	61.9	2508	7.6	22	8	69	143.4
2007 Michigan	10	10	278	162	58.3	1938	7.0	17	9	65	130.5
COLLEGE TOTALS	47	47	1387	828	59.7	9715	7.0	87	37	69	131.2

ADDITIONAL STATS

Rushing: 55 for -137 yards, -2.5 avg., 2 TDs, long of 9 in 2004; 54 for 25 yards, 0.5 avg., 1 TD, long of 18 in 2005; 47 for -83 yards, -1.8 avg., long of 14 in 2006; 24 for -120 yards, -5.0 avg., long of 9 in 2007 for total of 180 for -315 yards, -1.8 avg., 3 TDs, long of 18


SINGLE-GAME HIGHS

Pass Attempts:	54	at Ohio State, 11/20/04
Pass Completions:	33	vs. Minnesota, 10/9/04
Yards Passing:	373	vs. Florida, 1/1/08 (Capital One Bowl)
Completion Percentage:	81.0	at Indiana, 10/2/04 (17 of 21)
TD Passes:	4	at Michigan State, 11/3/07
Interceptions:	3	vs. San Diego State, 9/18/04
Passer Rating:	254.5	at Indiana, 10/2/04

LEX HILLIARD

Running Back

26



HEIGHT: 5-11

WEIGHT: 230

BORN: 7/30/84

COLLEGE: Montana '08

DRAFT: D6c, 204



COLLEGE

Was a four-year letterman at Montana (2003-05, 2007), including two years as a starter . . . Concluded his career with 4,016 rushing yards on 806 carries (5.0 avg.) with 50 touchdowns . . . Added 57 receptions for 591 yards and two scores . . . Started 11 games as a senior in 2007 and was a second-team All-Big Sky Conference selection . . . Rushed for 1,132 yards on 242 carries (4.7 avg.) with 16 touchdowns . . . Added 15 receptions for 119 yards . . . Had seven 100-yard rushing games . . . Scored three rushing touchdowns against both Fort Lewis and Montana State . . . Redshirted in 2006 due to left Achilles injury . . . Started all 12 games as a junior in 2005 . . . Named as a unanimous first-team All-Big Sky Conference choice . . . Rushed for 1,322 yards on 249 carries (5.3 avg.) with 12 touchdowns . . . Added 11 receptions for 144 yards and two scores . . . Had six 100-yard rushing games . . . Ran for season-high 237 yards against Cal Poly . . . Played in 14 games with four starts as a sophomore in 2004 . . . Named as a first-team All-Big Sky conference choice . . . Rushed for 972 yards on 190 carries (5.1 avg.) with conference-high 17 touchdowns . . . Added 22 receptions for 211 yards . . . Had five 100-yard rushing games . . . Scored a career-high four touchdowns vs. Northwestern State . . . Played in 12 games with one start as true freshman in 2003 . . . Rushed for 590 yards on 125 carries (4.7 avg.) with five touchdowns . . . Added nine receptions for 117 yards . . . Posted a season-high 95 rushing yards at Montana State . . . Majored in sociology.

PERSONAL

Has a son, Lex, Jr . . . Earned eight letters (four in football, three in track, and one in wrestling) at Flathead High School in Kalispell, Mont . . . Was team MVP in football as a junior and senior . . . Set school records by rushing for 3,419 yards and 44 touchdowns and compiling 4,410 all-purpose yards . . . Posted 1,384 yards and 14 touchdowns as a sophomore . . . Named as a two-time all-league selection in track, running the 100, 200 and 4x100 meter relay . . . Also threw the shot put . . . His sophomore, junior, and senior track teams all won state AA championships . . . In addition, wrestled and played rugby in his prep career . . . Lists "Man vs. Wild" as favorite television show and Lil Wayne as favorite recording artist . . . Enjoys working

on motorcycles in spare time . . . Full name is Lex Douglas Hilliard, born July 30, 1984 in Kalispell, Mont.

LEX HILLIARD'S COLLEGE STATISTICS

		RUSHING							RECEIVING				
YEAR	TEAM	GP	GS	ATT.	YDS.	AVG.	LG	TD	NO.	YDS.	AVG.	LG	TD
2003	Montana	12	1	125	590	4.3	38	5	9	117	13.0	21	0
2004	Montana	14	4	190	972	5.1	61	17	22	211	9.6	39	0
2005	Montana	12	12	249	1322	5.3	69	12	11	144	13.1	66	2
2006	Montana	REDSHIRTED (Achilles)											
2007	Montana	11	11	242	1132	4.7	54	16	15	119	7.9	24	0
COLLEGE TOTALS		49	28	806	4016	5.0	69	50	57	591	10.4	66	2

ADDITIONAL STATS

Kickoff Returns: 1 for 12 yards in 2003; 1 for 8 yards in 2004 for total of 2 for 20 yards, 10.0 avg., long of 12

Passing: 0 for 1 in 2005

Tackles: 2 in 2003

SINGLE-GAME HIGHS

Most Rushing Yards: 237 vs. Cal Poly, 10/22/05
Most Rushing Attempts: 34 vs. Cal Poly, 10/22/05
Most Rushing TDs: 4 vs. Northwestern State, 11/27/04
Longest Run: 69 vs. Idaho State, 10/8/2005
Most Receptions: 6 vs. Sam Houston State, 12/11/04
Most Receiving Yards: 43 vs. Sam Houston State, 12/11/04

KENDALL LANGFORD

Defensive End



HEIGHT: 6-6
WEIGHT: 290
BORN: 1/27/86
COLLEGE: Hampton '08
DRAFT: D3, 66

70



COLLEGE

Was a four-year letterman (2004-07) and three-year starter at Hampton . . . Named first-team All-Mid-Eastern Athletic Conference choice as a senior, junior and sophomore, becoming the school's first defensive lineman to be named first-team All-Conference three consecutive seasons since former Dolphins defensive tackle Ike Readon (1987) was named All-CIAA from 1983-1985 . . . Recorded 236 tackles (110 solo) with 23.5 sacks for minus 175 yards, 56.5 stops for loss and 39 quarterback pressures in his career . . . Also caused nine fumbles and recovered another for a 30-yard touchdown return . . . Deflected five passes, returned an interception 22 yards for a touchdown and blocked five kicks . . . Started 11 games at right

defensive end as a senior in 2007 . . . Led the team with 72 tackles (32 solo) and 12 quarterback pressures . . . Ranked second on the squad with six sacks for minus 57 yards and 13.5 stops for loss . . . Also caused two fumbles and deflected a pass . . . On special teams, he blocked a kick and also recovered a blocked field goal . . . Played in the Senior Bowl and the East-West Shrine Game . . . Started all 12 games as a junior in 2006 . . . Named first-team All-American and All-MEAC . . . Helped the school rank sixth in the nation in scoring defense (14.5 ppg) . . . Led team's down linemen with 55 tackles (32 solo) and topped team and ranked third in the MEAC with 8.5 sacks for minus 58 yards . . . Finished second in the conference with 16 stops for loss and registered eight quarterback pressures and caused two fumbles . . . Also blocked a kick and deflected one pass . . . Started all 12 games at left defensive end as a sophomore in 2005 . . . Earned first-team all-conference honors . . . Led a defense which ranked second in the nation in scoring defense . . . Finished second on the team with 65 tackles (31 solo), tied for third on the squad with 4.5 sacks for minus 40 yards and led squad with 15.5 stops for loss . . . Registered 12 quarterback pressures and caused three fumbles . . . Also blocked a pair of kicks and deflected two passes . . . Played in 12 games with three starts as a freshman in 2004 . . . Named as a freshman All-America selection . . . Ranked sixth on the team with 44 tackles (15 solo) and placed second on the squad with 4.5 sacks for minus 20 yards and 11.5 stops for loss . . . Collected seven quarterback pressures and caused two fumbles . . . Also recovered a fumble that he advanced 30 yards for a touchdown . . . Earned degree in sports management.

PERSONAL

Attended Petersburg (Va.) High School . . . Earned first-team all-district and second-team All-Metro and All-Region honors as a senior defensive lineman . . . Lists "Law & Order" as favorite television show, "Life" as favorite movie and Jay-Z as favorite recording artist . . . Enjoys playing video games in spare time . . . Full name is Kendall Arkel Langford, born January 27, 1986 in Petersburg, Va.

KENDALL LANGFORD'S COLLEGE STATISTICS

YEAR TEAM	GP	GS	TACKLES					INTERCEPTIONS					FUMBLES		
			TOT	SOLO	ASST	SK	YDS	NO	YDS	LG	TD	PD	FF	FR	YDS
2004 Hampton	12	3	44	15	29	4.5	20.0	0	0	—	0	1	2	1	30
2005 Hampton	12	12	65	31	34	4.5	40.0	0	0	—	0	2	3	0	0
2006 Hampton	12	12	55	32	23	8.5	58.0	0	0	—	0	1	2	0	0
2007 Hampton	11	11	72	32	40	6.0	57.0	1	22	22t	1	1	2	0	0
COLLEGE TOTALS	47	38	236	110	126	23.5	175.0	1	22	22t	1	57	9	1	30

ADDITIONAL STATS

Defensive Touchdowns: 1 fumble return (30 yards) in 2004; 1 interception return (22 yards) in 2007

Tackles For Loss: 11.5 for 40 yards in 2004, 15.5 for 65 yards in 2005, 16.0 for 80 yards in 2006, 13.5 for 81 yards in 2007 for total of 56.5 for 266 yards

Quarterback Pressures: 7 in 2004, 12 in 2005, 8 in 2006, 12 in 2007 for total of 39


Blocked Kicks: 1 in 2004, 2 in 2005, 1 in 2006, 1 in 2007 for total of 5

SHULA IS COACH TO HALL OF FAMERS

Hall of Fame and former Dolphins Head Coach Don Shula has had 15 of his former players enshrined into the Pro Football Hall of Fame in Canton, Ohio. The most recent inductee was Dan Marino, who played quarterback under Shula with the Dolphins from 1983-95, and entered the Hall in 2005. Of this group, seven played for Shula while he was Head Coach with the Baltimore Colts (1963-69), while eight were on his teams with the Dolphins (1970-95). This total of 15 is the second-most players that an NFL head coach has had inducted into the Hall of Fame, trailing only George Halas, who had 25 players enshrined.

JAKE LONG

Tackle



HEIGHT: 6-7
WEIGHT: 310
BORN: 5/9/85
COLLEGE: Michigan '08
DRAFT: D1, 1

77



COLLEGE

Was a four-year letterman at Michigan (2004-07) . . . Started 40 games during his career, including his last 26 at left tackle . . . In those 26 contests, he was penalized only once on 1,743 offensive plays . . . Was a two-time team captain and the first Wolverine to garner Big Ten Conference Offensive Lineman of the Year honors in consecutive seasons . . . Started all 13 games at left offensive tackle as a senior . . . Earned consensus first-team All-America honors . . . Finished second in the voting for the Lombardi Award and Outland Trophy . . . Was a unanimous first-team All-Big Ten Conference selection and named the league's Offensive Lineman of the Year for the second straight season . . . Added Academic All-Big Ten Conference honors . . . Registered 119 knockdowns, including 18 touchdown-resulting blocks, and allowed only one quarterback sack on 423 pass plays . . . Started all 13 games at left tackle as a junior in 2006 . . . Earned first-team All-America accolades from The NFL Draft Report, American Football Coaches Association, Walter Camp Football Foundation, Football Writers Association of America, Associated Press, Rivals.com and Sports Illustrated . . . Named the Big Ten's Offensive Lineman of the Year . . . Registered 128 knockdowns with 15 touchdown-resulting blocks . . . Underwent shoulder surgery after spring drills in 2005 and also had foot and ankle problems that limited him most of the year . . . Sat out the team's first seven games before returning in a reserve role at right tackle against Iowa . . . Started the final four contests at right tackle . . . Saw action in 12 games, starting the final 10 contests at right offensive tackle, as a redshirt freshman in 2004 . . . Earned second-team All-Big Ten Conference honors from the league's coaches and honorable mention from the media . . . Added Scripps/Football Writers Association of America, Rivals.com and The Sporting News Freshman All-American first-team accolades . . . Lined up as a reserve left tackle in his college debut against Miami (Ohio) . . . Recovered a crucial fumble in the Michigan State clash . . . Redshirted as a freshman in 2003, performing on the scout team . . . Majored in general studies.

PERSONAL

Attended Lapeer (Mich.) East High School, where he was a three-year starter on the offensive line . . . As a senior became the first player in school history to earn first-team all-state honors...Did not allow a quarterback sack in three seasons as a starter . . . Recorded 213 tackles with 11 sacks, 38 stops for loss and nine forced fumbles as a defensive tackle . . . Rushed for three touchdowns as a fullback during his junior campaign and added another touchdown as a senior . . . Also lettered in baseball as a first baseman, setting the school single-season home run and RBI records as a junior . . . Was also the starting center on the basketball team, as he broke the school single-season record for shooting percentage during his junior year (62.3 percent) . . . Younger brother, Joe, is in his redshirt freshman season as an offensive lineman at Wayne State . . . Older brother, John, is a teacher and football coach at Corunna (Mich.) High School . . . Lists "Seinfeld" as favorite television show, "Rudy" as favorite movie and Johnny Cash as favorite recording artist . . . Enjoys spending time outdoors, including hunting . . . Full name is Jake Edward Long, born May 9, 1985, in Detroit, Mich.


JAKE LONG'S COLLEGE STATISTICS

GAMES/STARTS: 2003: Redshirted, 2004: 12/10, 2005: 5/4, 2006: 13/13, 2007: 13/13

COLLEGE TOTALS: 43/40

PHILLIP MERLING

Defensive End



HEIGHT: 6-4

WEIGHT: 290

BORN: 4/19/85

COLLEGE: Clemson '09

DRAFT: D2a, 32

97



COLLEGE

Was a three-year letterman at Clemson (2005-07), who started the final two seasons . . . Appeared in 38 games while starting his final 26 contests . . . Delivered career totals of 146 tackles (99 solo) with 12 sacks for minus 80 yards, 31 stops for loss and 45 quarterback pressures . . . Added four forced fumbles, a fumble recovery and seven pass deflections . . . Started all 13 games at left defensive end as a junior in 2007 when he was a second-team All-Atlantic Coast Conference selection . . . Ranked fifth on the team with a career-high 78 tackles (51 solo), and added seven sacks for minus 50 yards, 17 stops for losses and 21 quarterback pressures . . . Also caused two fumbles and recovered another . . . Became the first Tiger defensive lineman since 1983 to earn ACC Player of the Week honors three times in the same season . . . Had a season-high 10 tackles against Georgia Tech . . . Posted consecutive two-sack performances against Wake Forest and Boston College . . . Started all 13 games as a sophomore in 2006 . . . Recorded 46 tackles (31 solo) with three sacks for minus 19 yards, ten stops for losses . . . Also caused one fumble and deflected four passes . . . Made 30 of his 46 tackles during his last six games . . . Was credited with five tackles and a sack in the Music City Bowl against Kentucky . . . Played in 12 games as a freshman in 2005 . . . Was a second-team Freshman All-American and was the recipient of Clemson's 12th Man Award for the defense . . . Recorded 22 tackles (17 solo), two sacks for minus 11 yards, four stops for loss and four pressures . . . Also caused a fumble . . . Attended Fork Union Military Academy in 2004, where he played defensive end and tight end . . . Earned team MVP honors after catching 38 passes for 647 yards and five touchdowns, adding five sacks, 51 tackles, and eight pass breakups . . . Majored in sociology at Clemson.

PERSONAL

Attended Cordova High School in Memphis, Tenn., as a senior . . . Played tight end and defensive end and had 20 catches for 430 yards and four scores that season, adding 34 tackles and four sacks . . . Played in the Tennessee/Kentucky All-Star game, earning first-team All-State and All-Region accolades . . . Began his prep career playing football for three seasons under head coach Chris Rumpf (his uncle, who also served as Merling's defensive line coach at Clemson) at Calhoun County High School in Saint Matthews, S.C. . . . Earned Defensive MVP honors as a junior . . . Also excelled in basketball, receiving All-Conference, All-Region, and All-Area honors as a sophomore and junior . . . Averaged 20 points and 12 rebounds as a

senior and averaged 15 points and 13 rebounds as a junior . . . Lists "Fresh Prince of Bel-Air" as favorite television show and Lil Wayne as favorite recording artist . . . Full name is Phillip Blaine Merling, born on April 19, 1985, in Portsmouth, Va.

PHILLIP MERLING'S COLLEGE STATISTICS

YEAR TEAM	GP	GS	TACKLES						INTERCEPTIONS					FUMBLES		
			TOT	SOLO	ASST	SK	YDS		NO	YDS	LG	TD	PD	FF	FR	YDS
2005 Clemson	12	0	22	17	5	2.0	11.0		0	0	-	0	2	1	0	0
2006 Clemson	13	13	46	31	15	3.0	19.0		0	0	-	0	4	1	0	0
2007 Clemson	13	13	78	51	27	7.0	50.0		0	0	-	0	1	2	1	0
COLLEGE TOTALS	38	26	146	99	47	12.0	80.0		0	0	-	0	7	4	1	0


ADDITIONAL STATS

Tackles For Loss: 4 for 16 yards in 2005, 10 for 56 yards in 2006, 17 for 80 yards in 2007 for total of 31 for 152 yards

Quarterback Pressures: 4 in 2005, 20 in 2006, 21 in 2007 for total of 45

SHAWN MURPHY

Guard



HEIGHT: 6-4

WEIGHT: 315

BORN: 12/17/82

COLLEGE: Utah State '08

DRAFT: D4, 110

61



COLLEGE

Was a two-year starter at Utah State (2006-07) . . . Registered 216 knockdown blocks over his senior and junior seasons, allowing only three quarterback sacks on 570 pass plays . . . Started all 12 games at left guard as a senior in 2007 . . . Played in the East-West Shrine Game . . . Named honorable mention All-American and second-team All-Western Athletic Conference selection by the league's coaches . . . Led WAC offensive linemen with 137 knockdown blocks . . . Produced 10 touchdown-resulting blocks and allowed just one quarterback sack and no pressures on 272 pass plays . . . Started all 12 games at left tackle as a junior in 2006 . . . Named as an Academic All-WAC choice . . . Lettered as an offensive tackle at Dixie State (Utah) Community College in 2005 . . . Helped school earn a Rotary Bowl berth as the offense averaged 345.8 yards per game . . . Spent the 2002-04 seasons on an LDS mission to Brazil . . . Played in 12 games, starting three contests, at defensive end at Ricks (Utah) Junior College in 2001 . . . Majored in English.

PERSONAL

Attended Lone Peak High School in Highland, Utah as a junior and senior . . . Named second-team all-state and all-region selection as a defensive end his senior year . . . Spent his first two years at Belmont (Mass.) High School . . . Overall, lettered three times on the gridiron, twice leading his team in quarterback sacks . . . Also competed on the school's baseball team . . .


Father, Dale, was a seven-time All-Star first baseman and outfielder for the Atlanta Braves (1976-90) and was the fifth overall pick of the 1974 MLB draft as a catcher who also played for Philadelphia and Colorado before ending his career in 1993 . . . Lists "Seinfeld" as favorite television show, "Braveheart" as favorite movie, The Beatles as favorite musical group and "For Whom the Bell Tolls" as favorite book . . . Growing up, the Atlanta Braves and Atlanta Hawks were his favorite sports teams . . . Full name is Shawn Bryan Murphy, born December 17, 1982 in Atlanta, Ga.

SHAWN MURPHY'S COLLEGE STATISTICS

GAMES/STARTS: 2006: 12/12, 2007: 12/12 **COLLEGE TOTALS:** 24/24

JALEN PARMELE

Running Back



HEIGHT: 5-11
WEIGHT: 220
BORN: 12/30/85
COLLEGE: Toledo '08
DRAFT: 6a, 176

31

COLLEGE

Was a four-year letterman at Toledo (2004-07) . . . Posted career totals of 3,119 rushing yards on 589 carries (5.3 avg.) with 28 touchdowns . . . Caught 41 passes for 350 yards and a touchdown . . . Also had 25 kickoff returns for a 25.1-yard average and a touchdown . . . Started 12 games as a senior in 2007 . . . Earned first-team All-Mid-American Conference honors . . . Rushed for 1,511 yards on 276 carries (5.5 avg.) with 14 touchdowns . . . Caught 17 passes for 157 yards and a score . . . Rushing total ranked ninth in the country . . . Posted 20 kickoff returns for 560 yards with an 82-yard touchdown return . . . Amassed a career-high 241 rushing yards and scored two touchdowns against Ohio . . . Had two games (Liberty and Eastern Michigan) with three rushing touchdowns . . . Played in the Hula Bowl following his senior season . . . Started 11 games as a junior in 2006 . . . Named first-team All-MAC . . . Rushed for 1,131 yards on 207 carries (5.5 avg.) with eight touchdowns . . . Caught 16 passes for 128 yards . . . Gained 100-plus rushing yards in five contests, including each of the last four games . . . Posted 173 yards with a 92-yard touchdown run against Ball State . . . Played in 11 games as a sophomore in 2005 . . . Rushed for 294 yards on 64 carries (4.6 avg.) and three touchdowns . . . Caught four passes for 41 yards . . . Played in nine games as a freshman in 2004 . . . Rushed for 183 yards on 42 carries (4.4 avg.) and three touchdowns . . . Caught four passes for 24 yards . . . Majored in information systems.

PERSONAL

Attended H.H. Dow High School in Midland, Mich . . . Earned league's all-academic team honors for three consecutive seasons . . . Lettered in football, track (sprinter) and basketball . . . Rushed for 1,507 yards and 23 touchdowns as a senior . . . Named first-team Class A all-state and earned league's Most Valuable Player award . . . Gained 1,253 rushing yards as a junior . . . Lists "The Simpsons" as favorite television show, Ludacris as favorite recording artist and "I am the Cheese" by Robert Cormier as favorite book . . . Enjoys playing video games and watching movies in spare time . . . Full name is Justin Alexander Parmele, born December 30, 1985 in Boynton Beach, Fla.

JALEN PARMELE'S COLLEGE STATISTICS

YEAR	TEAM	GP	GS	RUSHING					RECEIVING				
				ATT.	YDS.	AVG.	LG	TD	NO.	YDS.	AVG.	LG	TD
2004	Toledo	9	0	42	183	4.4	21	3	4	24	6.0	15	0
2005	Toledo	14	4	64	294	4.6	26	3	4	41	10.3	17	0
2006	Toledo	12	12	207	1131	5.5	92	8	16	128	8.0	25	0
2007	Toledo	11	11	276	1511	5.5	54	14	17	157	9.2	28	1
COLLEGE TOTALS		46	27	589	3119	5.3	92	28	41	350	8.5	28	1

ADDITIONAL STATS


Kickoff Returns: 2 for 22 yards, 11.0 avg., long of 15 in 2004; 3 for 46 yards, 15.3 avg., long of 24 in 2006; 20 for 560 yards, 28.0 avg., 1 TD, long of 82t for total of 25 for 628 yards, 25.1 avg., 1 TD, long of 82t

SINGLE-GAME HIGHS

Most Rushing Yards: 241 vs. Ohio, 10/20/07
Most Rushing Attempts: 38 vs. Ohio, 10/20/07
Most Rushing TDs: 3 vs. Liberty, 10/6/07
 3 vs. Eastern Michigan, 11/3/07
Longest Run: 92t vs. Ball State, 11/14/06

DONALD THOMAS

Guard



HEIGHT: 6-4
WEIGHT: 310
BORN: 9/25/85
COLLEGE: Connecticut '08
DRAFT: 66b, 195

66

COLLEGE

Was a four-year letterman at Connecticut (2003, 2005-07) . . . Started 13 games at right guard as a senior in 2007 . . . Named as a first-team All-Big East Conference selection . . . Finished with 77 knockdowns, including eight touchdown-resulting blocks . . . Played in 10 games with two starts as a junior in 2006 . . . Began the season playing on special teams and at tight end before move to offensive guard . . . Started the team's final two games at left guard . . . Played in 11 games as a sophomore in 2005, seeing action mostly as a wedge-buster on special teams . . . Redshirted in 2004 as he adjusted to the offense . . . Joined the team as a walk-on, playing defensive tackle and end for the scout team in 2003 . . . Earned degree in political science.

PERSONAL

Attended Hill Regional Career Magnet High School in New Haven, Conn., where he did not play football . . . Earned a total of eight varsity letters, including four as a center in basketball

and four more as a pitcher and first baseman in baseball . . . Member of the National Honor Society . . . Lists "The Jamie Foxx Show" as favorite television show . . . Favorite sports team is the New York Yankees . . . Enjoys listening to music and traveling in free time . . . Full name is Donald Grant Thomas, born September 25, 1985 in New Haven, Conn.

DONALD THOMAS' COLLEGE STATISTICS

GAMES/STARTS: 2003: 0/0, 2004: Redshirted, 2005: 11/0, 2006: 10/2, 2007: 13/13
COLLEGE TOTALS: 34/15


ADDITIONAL STATS

Kickoff Returns: 1 for 2 yards in 2005, 1 for 13 yards in 2007 for total of 2 for 15 yards, 7.5 avg., long of 13

FREE AGENTS

SCORPIO BABERS

Cornerback



HEIGHT: 5-11
WEIGHT: 185
BORN: 11/6/83
COLLEGE: Sam Houston State

35

Signed with the Dolphins as an undrafted college free agent on May 5, 2008 after having attended the team's rookie minicamp from May 2-4 on a tryout basis . . . Lettered three years at Sam Houston State (2003-04, 2006) during which time he amassed 67 tackles, an interception and eight pass breakups . . . In 2006, accumulated 46 tackles, an interception and eight passes defended and was an honorable mention All-Southland Conference selection . . . Majored in kinesiology . . . Was a two-way starter at quarterback and cornerback at Italy (Texas) High School . . . Also lettered in basketball and track in his prep career . . . Born November 6, 1983, in Hillsboro, Texas.

ence selection . . . Majored in kinesiology . . . Was a two-way starter at quarterback and cornerback at Italy (Texas) High School . . . Also lettered in basketball and track in his prep career . . . Born November 6, 1983, in Hillsboro, Texas.

DAVONE BESS

Wide Receiver



HEIGHT: 5-10
WEIGHT: 190
BORN: 9/13/85
COLLEGE: Hawaii

15

Signed with the Dolphins as an undrafted college free agent on May 1, 2008 . . . Played three years at Hawaii (2005-07) and started all 39 games in which he played during that time . . . Totaled 293 receptions for 3,610 yards and 41 touchdowns . . . Also returned 23 punts for an 11.2-yard average in his career . . . Reception total is a school and Western Athletic Conference record . . . Also owns the Hawaii and conference record for career

games with a touchdown reception (29), while his 41 receiving scores is a school standard . . . Is the only player in school history to post three 1,000-yard receiving seasons . . . Totaled 19 100-yard receiving games in his career . . . Was a first-team All-WAC selection all three years . . . As a junior in 2007, caught 108 passes for 1,266 yards and 12 TDs when he was a third-team All-America selection by the Associated Press . . . Ranked fifth in Football Bowl Subdivision in receptions and seventh in receiving yards . . . Set a Hawaii single-game record for receptions with 15 against Boise State, when he also amassed a career-high 181 receiving yards . . . Hauled in 96 passes for 1,220 yards and 15 scores as a sophomore . . . Registered 89 receptions for 1,124 yards and 14 TDs in 2005 when he was the WAC Freshman of the Year

... Equaled an NCAA freshman mark with his 14 touchdown receptions ... Left school with one year of eligibility still remaining ... Majored in communications ... Attended Skyline High School in Oakland, Calif., where he lettered in football, basketball and baseball ... In football, played both wide receiver and quarterback, and was a second-team all-city selection as a quarterback his senior season ... Favorite recording artist is Lil Wayne ... Enjoys reading, and playing ping pong and pool in spare time ... Full name is Davone Atrato Bess, born September 13, 1985 in Hayward, Calif.

WILL BILLINGSLEY

Cornerback




HEIGHT: 5-10
WEIGHT: 195
BORN: 4/23/84
COLLEGE: North Carolina A&T

27

Signed with the Dolphins as a free agent on April 14, 2008 ... Was eligible for the 2007 NFL Draft but was not selected and did not attend an NFL training camp last year ... Played three years at North Carolina A&T (2004-06) ... During that time appeared in 26 games and totaled 109 tackles, two interceptions and 10 passes defended ... Attended Snider High School in Fort Wayne, Ind ... Born April 23, 1984.

TITUS BROWN

Linebacker



HEIGHT: 6-3
WEIGHT: 245
BORN: 3/27/86
COLLEGE: Mississippi State

57

Signed with the Dolphins as an undrafted college free agent on May 1, 2008 ... Was a four-year letterman at Mississippi State (2004-07) during which time he played in 44 games with 30 starts, 23 of which came over his last two seasons ... Totaled 170 tackles, 37 stops for loss, 18.5 sacks, three forced fumbles and a fumble recovery in his career ... Of his career sack total, 15.5 came over his final two years, including a high of eight as a senior in 2007

when he amassed 43 total tackles and 13.5 stops for loss, and was a second-team All-Southeastern Conference selection ... Also was a second-team All-SEC pick as a junior when he recorded a career-best 14.5 tackles for loss to go along with 7.5 sacks ... Established a career-high with two sacks against West Virginia that year ... Was a Freshman All-SEC choice in 2004 when he tallied 59 tackles, 3.5 stops for loss and 1.5 sacks in nine games, five of which were starts ... Majored in interdisciplinary studies ... Attended Hillcrest High School in Tuscaloosa, Ala., where he played linebacker ... Also lettered in track ... Full name is Titus Markeith Brown, born March 27, 1986 in Tuscaloosa, Ala.

MIKE BYRNE

Center



HEIGHT: 6-5
WEIGHT: 300
BORN: 10/17/86
COLLEGE: Delaware


60

Signed with the Dolphins as an undrafted college free agent on May 1, 2008 ... Was a four-year letterman at Delaware (2004-07) who started his final three years ... Opened 35 games over those three seasons, including all 15 at right tackle as a senior, when he was a first-team All-Colonial Athletic Association selection as well as a first-team Football Championship Subdivision All-America pick by numerous outlets ... As a team captain, helped the Fightin' Blue Hens to

the FCS National Championship Game as the offense averaged 460.6 yards a contest . . . As a junior, started three games at left tackle and eight on the right side for an offense that averaged 356.6 yards per outing . . . Opened six contests at left tackle and three at center as a sophomore . . . Played in six games as a true freshman in 2004 . . . Graduated with double majors in criminal justice and psychology . . . Maintained a 3.5 GPA as he earned numerous academic honors . . . Was co-winner of the Colonial Athletic Association Student-Athlete of the Year Award as a senior . . . Attended Manheim (Pa.) Central High School, where he helped the school to a 15-0 record, the District III title and the state AAA championship as a senior . . . Played on both the offensive and defensive lines, and was a first-team all-state offensive lineman as a senior . . . Also lettered one year in baseball as an outfielder . . . Lists "Gladiator" as favorite movie and "Hannibal Rising" as favorite book . . . Full name is Michael Timothy Byrne, born October 17, 1986 in Lancaster, Pa.

DAN CARPENTER

Kicker



HEIGHT: 6-2
WEIGHT: 220
BORN: 11/25/85
COLLEGE: Montana

1

Signed with the Dolphins as an undrafted college free agent on May 1, 2008 . . . Was a four-year letterman at Montana (2004-07) where he finished his career by converting 75 of 103 field goals (72.8%) and 182 of 188 PATs for 413 totals points . . . Holds school and NCAA Football Championship Subdivision career marks for field goals made and points scored by a kicker . . . Is tied for the all-time lead in PATs made . . . Also punted 71 times for a 41.8-yard average . . . Was

a first-team FCS All-America selection as well as a first-team All-Big Sky Conference choice as a senior . . . Was a second-team all-conference selection each of his first three years . . . Over his final two seasons, combined to connect on 81.1 percent of his field goal attempts, including an 82.6 percent mark as a senior when he was 19-23, including three field goals of 50 yards or longer with a best of 54, which came against Sacramento State and tied for the second-longest field goal in school history . . . Handled the punting duties as a junior when he averaged 41.9 yards on 62 punts . . . Majored in chemistry . . . Attended Helena (Mont.) High School where he was a two-time all-state and all-league kicker and punter . . . Also lettered in track and basketball . . . Was a member of the National Honor Society in high school . . . Full name is Daniel Roy Carpenter, born November 25, 1985 in Omaha, Neb.

TREY DARILEK

Guard/Center



HEIGHT: 6-5
WEIGHT: 310
BORN: 4/23/81
COLLEGE: Texas-El Paso

69

Signed with the Dolphins as a free agent on January 28, 2008 . . . Was in training camp with Dallas in 2007 before being released on September 1 . . . Originally was a fourth-round draft choice (131st overall) of Philadelphia in 2004 . . . As a rookie played in 13 games, all in a reserve role, and was inactive for 13 contests as well as all three playoff matchups, including Super Bowl XXXIX against New England . . . Appeared in 15 games as a

reserve in 2005 while he dressed but did not play in another . . . Was released by the Eagles on September 2, 2006 and then signed by Miami on September 12 . . . Was inactive for each of his four games on the Dolphins' 53-man roster before being released on October 11 . . . Was out of football for the remainder of the 2006 season . . . Started 43 games in his four-year career at UTEP (2000-03), consisting of 30 at right tackle and 13 at left tackle . . . Was a first-team All-Western Athletic Conference selection as a senior when he opened all 13 contests at left tackle for an offense that amassed 4,771 yards, the second-best mark in school history . . . Majored in marketing . . . Played defensive end and tight end at Robert E. Lee High School in San Antonio, Texas . . . As a kid, did various office work at a San Antonio CPA firm that was


owned by his father . . . He and his wife, Karla, have a son, Trevor, and a daughter, Kaelyn . . . Full name is Trey Keith Darilek, born April 23, 1981 in San Antonio, Texas.

TREY DARILEK'S NFL REGULAR SEASON STATISTICS

GAMES/STARTS: 2004: 13/0, 2005: 15/0, 2006: 0/0 **NFL TOTALS:** 28/0

JOHN DUNLAP

Wide Receiver



HEIGHT: 6-1
WEIGHT: 220
BORN: 1/3/86
COLLEGE: North Carolina State

17

Signed with the Dolphins as an undrafted college free agent on June 9, 2008 after attending the team's minicamp from June 6-8 on a tryout basis . . . Was a four-year letterman at North Carolina State (2004-07) . . . Played in 42 games with 22 starts in his career during which time he totaled 85 receptions for 924 yards and seven touchdowns . . . Started 10 of the 11 games in which he appeared as a senior in 2007 and led the Wolfpack with a career-high 45 catches, totaling 375 yards and three scores . . . Hauled in 30 passes for 392 yards and four TDs as a junior . . . Majored in sociology . . . Attended Chaminade-Madonna High School in Hollywood, Fla., where he played wide receiver and linebacker . . . Helped the school to the Class 2-A state championship as a senior . . . Scored two touchdowns in the state title game . . . Was a first-team Class 2-A all-state selection as a linebacker his senior season . . . Was a first-team all-Broward County choice in basketball as a senior . . . Enjoys fishing in spare time . . . Born January 3, 1986.

JAYSON FOSTER

Wide Receiver




HEIGHT: 5-7
WEIGHT: 175
BORN: 7/22/85
COLLEGE: Georgia Southern

14

Signed with the Dolphins as an undrafted college free agent on May 1, 2008 . . . Played four years at Georgia Southern (2004-07), where he played wide receiver as a freshman and junior, and quarterback as a sophomore and senior . . . In his career completed 143 of 233 passes (61.3%) for 2,099 yards and 15 TDs . . . Rushed for 3,835 yards and 54 TDs on 569 attempts (6.7 avg.) . . . Caught 50 passes for 661 yards and five scores . . . Also scored two touchdowns via punt returns and one on a kickoff return, giving him 77 total touchdowns . . . As a senior, won the Walter Payton Award as the top offensive player in Football Championship Subdivision . . . Connected on 109 of 170 passes (64.1%) for 1,203 yards with 15 TDs and eight INTs, while rushing for 1,844 yards and 24 touchdowns on 569 carries (7.1 avg.) . . . Eclipsed the 200-yard rushing mark in each of the first three games of the season and four overall, including a high of 279 against Wofford . . . Rushed for 253 yards and six touchdowns against Coastal Carolina . . . As a senior, also fielded 17 punts for a 7.8-yard average and returned one kickoff for 38 yards . . . Earned degree in business logistics . . . Attended Cherokee County High School in Canton, Ga., where he played quarterback his final two years and wide receiver as a sophomore . . . Was an all-county selection each of those three seasons in addition to garnering all-state accolades as a senior . . . Was Cherokee County's Offensive Player of the Year as a sophomore and senior . . . Earned inclusion to the prestigious Who's Who Among American High School Students listing . . . Was a member of Mayor's Youth Design Team during sophomore year . . . Maintained a 3.73 grade point average throughout high school career . . . Growing up, favorite sports team was the Atlanta Braves, while favorite athlete was Michael Jordan . . . Chooses Dr. Martin Luther King, Jr., as historical figure he'd most like to spend a day with . . . Cites his father as a major influence in his life, "He talked me into playing football when I got into high school" . . . Lists "Martin" as favorite television show and T.I. as favorite


recording artist . . . Enjoys playing video games and listening to music in spare time . . . Full name is Jayson Dorell Foster, born July 22, 1985 in Columbus, Ga.

JUNIOR GLYPH
Linebacker



59

HEIGHT: 6-5
WEIGHT: 270
BORN: 9/2/80
COLLEGE: Carson-Newman



Signed with the Dolphins as a free agent on January 28, 2008 . . . Most recently was in training camp with Dallas in 2007 before being released on September 1 . . . Originally went to camp with Green Bay as an undrafted college free agent in 2004 . . . Was released by the Packers on July 29 and then signed by Atlanta on August 5 . . . Spent the first five games of the year on the Falcons' practice squad before being activated to the 53-man roster . . . Played in three games

and was inactive for six in '04 with the Falcons . . . Recorded five tackles, including a sack, which came in his initial NFL outing, vs. San Diego (10/17), when he dropped QB Drew Brees for a 4-yard loss . . . Also posted three tackles in that game, a 21-20 Atlanta win . . . Was released by the Falcons on December 23 and then re-signed to the practice squad prior to the regular season finale . . . Was with Atlanta for 12 of the first 13 weeks of 2005, spending nine games on the practice squad while playing in three contests . . . Registered five tackles . . . Was signed by Dallas off Atlanta's practice squad on December 13, 2005, and was inactive for each of his three games on the Cowboys' 53-man roster . . . Was released by Dallas in training camp in 2006 . . . Split the first part of the 2006 season between the practice squads of Baltimore (2 games) and Pittsburgh (1 game) before being signed off the Steelers' practice squad to the Cowboys' 53-man roster on October 20 . . . Went on to play in two games with Dallas in '06, while he was inactive for seven games and dressed but did not see action in two others . . . Also was inactive for First-Round Playoff game at Seattle (1/6/07) . . . Did not post any stats on the season . . . Was a four-year letterman at Carson-Newman (1999-2000, 2002-03), during which time he started 25 games and tallied 173 tackles and 27 sacks . . . Earned All-South Atlantic Conference honors three times . . . As a senior, registered 44 tackles, 11 sacks, two forced fumbles and a blocked kick . . . Received a medical redshirt in 2001 after sustaining a season-ending ankle injury in the opener . . . Earned degree in exercise sciences . . . Attended Newberry (S.C.) High School where he lettered in football, basketball and track . . . Was active in several community events during his tenure in Dallas . . . Full name is Clarence Glymph II, born September 2, 1980 in Hackensack, N.J.

JUNIOR GLYPH'S NFL REGULAR SEASON STATISTICS


YEAR TEAM	GP	GS	TACKLES					INTERCEPTIONS					FUMBLES		
			TOT	SOLO	ASST	SK	YDS	NO	YDS	LG	TD	PD	FF	FR	YDS
2004 Atlanta	3	0	5	4	1	1.0	4	0	0	-	0	0	0	0	0
2005 Atl./Dall.	3	0	5	3	2	0.0	0	0	0	-	0	0	0	0	0
2006 Dallas	2	0	0	0	0	0.0	0	0	0	-	0	0	0	0	0
NFL TOTALS	8	0	10	7	3	1.0	4	0	0	-	0	0	0	0	0

1972 DOLPHINS ONE OF FOUR TO BOAST PAIR OF 1,000-YARD RUSHERS

The 1972 Miami Dolphins led the NFL by averaging an astounding 211.4 yards rushing per game that year. They were led by running backs Larry Csonka and Mercury Morris, who rushed for 1,117 and 1,000 yards, respectively. The '72 Dolphins are one of only four teams in NFL history to have two 1,000-yard rushers in the same season. They are joined by the 1976 Pittsburgh Steelers (Franco Harris – 1,128; Rocky Bleier – 1,036), the 1985 Cleveland Browns (Kevin Mack – 1,104; Earnest Byner – 1,002) and the 2006 Atlanta Falcons (Warrick Dunn – 1,104; Michael Vick – 1,002).

DAN GORE

Tackle



HEIGHT: 6-5
WEIGHT: 300
BORN: 3/13/85
COLLEGE: Boise State


73

Played in the East-West Shrine Game following his senior season . . . Majored in sociology . . . Attended Prosser (Wash.) High School where he played along both the offensive and defensive lines . . . Served as team captain and was team MVP as a senior . . . In addition, won the P.A.S.E. (Positive, Attitude, Special Effort) Award . . . Also lettered in basketball and track . . . Full name is Daniel Morgan Gore, born March 13, 1985 in Prosser, Wash.

Signed with the Dolphins as an undrafted college free agent on May 1, 2008 . . . Was a four-year letterman at Boise State (2004-07) . . . Played defensive tackle his first two seasons before switching to the offensive side for his junior year of 2006 . . . Started all 12 games at right tackle as a senior for an offense that finished the regular season ranked fifth in the country in scoring, sixth in passing efficiency, ninth in total offense and 31st in rushing offense . . .

DAREN HEERSPINK

Tackle



HEIGHT: 6-6
WEIGHT: 315
BORN: 4/2/84
COLLEGE: Portland State


67

favorite recording artist . . . Enjoys playing golf in spare time . . . Full name is Daren John Heerspink, born April 2, 1984 in Bellingham, Wash.

Signed with the Dolphins as an undrafted college free agent on May 1, 2008 . . . Played four years at Portland State (2004-07) . . . Started the past two years at right tackle and was a second-team All-Big Sky Conference pick both times . . . Earned degree in physical education and exercise science . . . Married (BreAnne) . . . Attended Lynden Christian High School in Lynden, Wash . . . Lists "Seinfeld" as favorite television show and Metallica as

DAVID KIRCUS

Wide Receiver



HEIGHT: 6-2
WEIGHT: 185
BORN: 2/19/80
COLLEGE: Grand Valley State

85

activated to the 53-man roster on November 19 . . . Over the final six weeks of the season, played in five games with two starts, both coming in the initial two outings of his NFL career; at Minnesota (11/23) and Thanksgiving Day game vs. Green Bay (11/27) . . . Registered three receptions for 53 yards . . . Had stints on the Lions' active roster and practice squad in 2004 . . . Played in seven games, all in a reserve role . . . Caught three passes for 68 yards and a TD . . . Lone score of NFL career came at Dallas (10/31/04) when he hauled in a 50-yard TD pass from Joey Harrington . . . Had two receptions for 18 yards in '04 finale, at Tennessee (1/2/05) . . . Was out of football in 2005 after being waived by Detroit on September 3 . . . Signed with Denver on January 3, 2006 . . . Played in all 16 games in a reserve role with the Broncos in '06

Signed with the Dolphins as a free agent on February 28, 2008 . . . Originally was a sixth-round draft choice (175th overall) of Detroit in 2003 . . . In three NFL seasons (Detroit 2003-04, Denver 2006) has totaled 15 receptions for 308 yards and a touchdown, returned six punts for a 14.3-yard average with a long of 42 and brought back two kickoffs for a 19.0-yard average . . . Spent the first 10 weeks of his rookie season on the Lions' practice squad before being

... Caught nine passes for 187 yards, returned six punts for a 14.3-yard average with a long of 42 and fielded two kickoffs for a 19.0-yard average ... Had two catches in back-to-back weeks; vs. Kansas City (9/17) and at New England (9/24) ... Grabbed a season-long 45-yard reception vs. Indianapolis (10/29) ... Was out of football in 2007 after being released by the Broncos on August 28, 2007 ... Set career records as a collegiate performer at Grand Valley State (1999-2002) with 241 receptions for 4,523 yards and 80 touchdowns ... Played in 47 games with 39 starts ... Also returned 54 punts for a 10.5-yard average ... Reception total also is a Great Lakes Intercollegiate Athletic Conference standard ... Touchdown total set an NCAA record ... Was a first-team Division II All-America selection and a first-team all-conference pick each of his final two years ... Helped school to appearances in the Division II National Championship game his final two seasons, winning the title as a senior when he caught 77 passes for 1,341 yards and 35 touchdowns ... Point total of 212 that year is the second-most in NCAA history, trailing only Barry Sanders' total of 234 in 1988 ... Tallied 81 receptions for 1,692 yards and 32 touchdowns as a junior ... Majored in movement science ... Attended Imlay City (Mich.) High School where he was an all-state performer as a junior and senior ... Combined over his final two seasons, rushed for 1,827 yards and 38 touchdowns and caught 55 passes for 1,201 yards and 19 TDs ... Also lettered in track and basketball ... Earned all-state honors in track in both the high jump and 300-meter hurdles ... Born February 19, 1980 in Mount Clemens, Mich.

DAVID KIRCUS' NFL REGULAR SEASON STATISTICS

YEAR	TEAM	GP	GS	RECEIVING					RUSHING				
				NO.	YDS.	AVG.	LG	TD	ATT.	YDS.	AVG.	LG	TD
2003	Detroit	5	2	3	53	17.7	19	0	0	0	-	-	0
2004	Detroit	7	0	3	68	22.7	50t	1	0	0	-	-	0
2006	Denver	16	0	9	187	20.8	45	0	0	0	-	-	0
NFL TOTALS		28	2	15	308	20.5	50t	1	0	0	-	-	0


ADDITIONAL STATS

Punt Returns: 6 for 86 yards, 14.3 avg., long of 42, 4 FC in 2006

Kickoff Returns: 2 for 38 yards, 19.0 avg., long of 20 in 2006

SELWYN LYMON

Wide Receiver



HEIGHT: 6-2
WEIGHT: 215
BORN: 9/21/86
COLLEGE: Purdue

84

Signed with the Dolphins as an undrafted college free agent on May 1, 2008 ... Played two years at Purdue (2006-07) ... During that time totaled 73 receptions for 1,030 yards and five touchdowns ... As a junior in 2007, caught 40 passes for 450 yards and a pair of scores ... Majored in organizational leadership and supervision ... Father, Terry, played running back at Ball State from 1980-83 ... Graduated from Harding High School in Fort Wayne, Ind.,

where he was a Class 2A first-team all-state selection as a senior ... Played both quarterback and wide receiver ... Lists "Martin" as favorite television show, Lil Wayne was favorite recording artist and "Goosebumps" as favorite book ... Enjoys playing video games in spare time ... Full name is Selwyn Jalil Lymon, born September 21, 1986 in Fort Wayne.


DOLPHINS RECORD IN HOME OPENERS

In home openers, Miami is 31-10-1 (.750). In road openers, the Dolphins are 22-19-1 (.536). In addition, the Dolphins own a 30-8 (.789) record in home openers since the 1970 merger of the National and American Football Leagues, which is the best of any NFL club over this time span, just ahead of the Oakland Raiders (29-8-1, .776). In 21 home openers at Dolphin Stadium (1987-2007), the Dolphins have registered a mark of 15-6.

MATTHEW MULLIGAN

Tight End

48




HEIGHT: 6-4
WEIGHT: 265
BORN: 1/18/85
COLLEGE: Maine

played basketball at Husson . . . Majored in business administration . . . Attended Penobscot Valley High School in Howland, Maine . . . Did not play football . . . Played four years of basketball, two years of soccer and one each of baseball, tennis and track & field . . . Was an honorable mention all-state selection in both basketball and soccer . . . Lists "Tool Time" as favorite television show, "300" as favorite movie, The Bible as favorite book and Mundayne and Sevendust as favorite recording artists . . . Enjoys hunting in spare time . . . Full name is Matthew Ben Mulligan, born January 18, 1985 in Bangor, Maine.

KELLY POPPINGA

Linebacker

49



HEIGHT: 6-1
WEIGHT: 240
BORN: 1/31/82
COLLEGE: Brigham Young


for loss . . . Also was a two-time Academic All-MWC selection . . . Tallied 66 tackles in his two seasons at Utah State . . . Earned degree in exercise science . . . Married (Rebekah) . . . Attended Evanston (Wyoming) High School where he played both linebacker and tight end . . . Was a first-team all-state selection as a senior and a second-team choice as a junior . . . Helped school to the state championship as a sophomore . . . Also lettered in basketball and track, and was an all-state performer in both . . . As a senior, was the state champion in the discus . . . Following high school served an LDS mission to Guayaquil, Ecuador . . . Father, Dennis, played tight end at BYU from 1968-71 . . . Older brother, Casey, was a tight end at Utah State who spent time on the practice squads of Seattle, Kansas City and Philadelphia in 2004 . . . Another older brother, Brady, played linebacker at BYU from 2001-04 and was a fourth-round draft choice of Green Bay in 2005 . . . Lists "Seinfeld" as favorite television show and The Beatles as favorite musical group . . . Enjoys spending time in the outdoors during his spare time . . . This includes hunting, fishing, white water rafting skiing and snowmobiling . . . Full name is Kelly Scott Poppinga, born January 31, 1982 in Evanston, Wyoming.

MONDAY NIGHT MADNESS IN MIAMI

In their history, the Dolphins have appeared on Monday Night Football a total of 73 times, the most of any NFL team, and four games ahead of the Dallas Cowboys, whose 69 games are second-most in the 38-year history of MNF. In those 73 contests, the Dolphins have compiled a record of 39-34, including a home record of 32-18 (14-14 at Dolphin Stadium) and a road register of 7-16. Entering 2008, the Dolphins' 39 victories are second-most in Monday Night Football history, trailing only the 40 by the Cowboys. Since MNF's inception in 1970, the only two years in which the Dolphins did not make an appearance was 1989 and 2005. They are not on the Monday Night schedule for 2008.

KEITH SAUNDERS

Linebacker



HEIGHT: 6-3
WEIGHT: 245
BORN: 12/23/84
COLLEGE: Alabama

43

Signed with the Dolphins as an undrafted college free agent on May 5, 2008 after having attended the team's rookie minicamp from May 2-4 on a tryout basis . . . Lettered four years at Alabama (2004-07) during which time he played in 42 games with 18 starts . . . All of his starting assignments came over his final two years . . . In his career, totaled 54 tackles, six stops for loss and two sacks . . . Majored in business . . . Prior to redshirting

at Alabama in 2003, spent one year (2002) at Hargrave Military Academy in Chatham, Va . . . Attended Holy Cross High School in Delran, N.J., where he played defensive end and tight end . . . Born December 23, 1984.

MATT SPANOS

Center



HEIGHT: 6-5
WEIGHT: 310
BORN: 12/31/84
COLLEGE: USC

75

Signed with the Dolphins as an undrafted college free agent on May 19, 2008 . . . Was a three-year letterman at USC (2004-05, 2007) . . . Played in 10 games, including nine starts at center, as a senior in 2007 . . . Was an All-Pac-10 Conference honorable mention pick . . . Redshirted as a true freshman in 2003 . . . Majored in history . . . Attended Corona (Calif.) High School . . . Born December 31, 1984.

JOEY THOMAS

Cornerback



HEIGHT: 6-1
WEIGHT: 195
BORN: 8/29/80
COLLEGE: Montana State

41

Signed with the Dolphins as a free agent on February 8, 2008 . . . Originally was a third-round draft choice (70th overall) of Green Bay in 2004 . . . As a rookie with the Packers, played in 14 games, all in a reserve role . . . Dressed but did not play in one game and was inactive for another . . . Recorded 15 tackles, two passes defended and a forced fumble on defense . . . Added six stops on special teams . . . Posted a season-high five tackles on defense, in

addition to a forced fumble, in 45-17 Monday night win over St. Louis (11/29) . . . Forced fumble occurred on the Rams' first series of the game when he stripped Isaac Bruce of the ball following a reception, and Ahmad Carroll recovered and returned it 40 yards for a touchdown to give the Packers a 7-0 lead . . . Saw action in a reserve role in First-Round Playoff game vs. Minnesota (1/9/05) and was credited with two tackles on defense . . . Played in the first six games of 2005 with Green Bay, including one start . . . Collected 16 tackles and three passes defended on defense . . . First start of NFL career came vs. Cleveland (9/18) when he recorded four tackles . . . Sustained a head injury in the game and was inactive the following week vs. Tampa Bay (9/25) . . . Tied a career high with five tackles vs. New Orleans (10/9) . . . Was waived by the Packers on November 2 and then claimed by New Orleans . . . Went on to appear in five games, all in a reserve role, with the Saints . . . Was credited with one special teams tackle . . . Was in training camp with the Saints in 2006 before being waived on August 29 . . . Was in camp with Dallas in 2007 before being waived on September 1 . . . Was a four-year letterman at Montana State (2000-03) during which time he played in 42 games with 37 starts . . . Finished his career

with 122 tackles, 11 interceptions, 41 passes defended and two sacks . . . Was a first-team All-Big Sky Conference pick as a senior when he posted four interceptions and helped the school to its second consecutive conference title . . . Registered a career-best five interceptions as a sophomore when he was a first-team All-Big Sky selection as well as an honorable mention I-AA America pick . . . Added 43 tackles and a conference-high 18 passes defended . . . Also ran track at Montana State, and as a senior placed third in the 55-meter dash at the Big Sky Conference Indoor Track and Field Championships . . . Originally enrolled at Washington as a late qualifier in January, 2000 . . . Participated in spring drills with the Huskies before transferring to Montana State . . . Majored in family science . . . Attended John F. Kennedy High School in Burien, Wash., where he was a two-time all-state and all-area cornerback . . . Also played quarterback . . . Threw and ran for more than 1,000 yards as a senior . . . Has a daughter, Malaiyah, and a son, Joey III . . . Worked in the Woodland Park Zoo in Seattle during his high school summers . . . Enjoys helping with troubled youth . . . Owns his own record label, called "Reality's Image" . . . Father, Joey, is a retired AAU basketball and youth football coach . . . Full name is Joey Elleweyn Thomas, born August 29, 1980 in Seattle, Wash.

JOEY THOMAS' NFL REGULAR SEASON STATISTICS

YEAR TEAM	GP	GS	TACKLES					INTERCEPTIONS					FUMBLES		
			TOT	SOLO	ASST	SK	YDS	NO	YDS	LG	TD	PD	FF	FR	YDS
2004 Green Bay	14	0	15	13	2	0.0	0.0	0	0	-	0	2	1	0	0
2005 G.B./N.O.	11	1	16	12	4	0.0	0.0	0	0	-	0	3	0	0	0
NFL TOTALS	25	1	31	25	6	0.0	0.0	0	0	-	0	5	1	0	0

ANTHONY TORIBIO

Defensive Tackle



HEIGHT: 6-1
WEIGHT: 300
BORN: 3/1/85
COLLEGE: Carson-Newman


62

Signed with the Dolphins as an undrafted college free agent on May 3, 2008 . . . Began the team's rookie minicamp – which started on May 2 – on a tryout basis . . . Played four years at Carson-Newman (2004-07) . . . Finished his collegiate career with 59 tackles, 21 stops for loss and 9.5 sacks . . . As a senior, collected career-high totals of 25 tackles, 11.5 stops for loss and 5.5 sacks, and was a second-team All-South Atlantic Coast Conference pick . . . Also

was a second-team all-conference selection as both a sophomore and junior . . . Attended Miami (Fla.) Central High School, where he lettered in football and track . . . In track, threw the shot put and the discus . . . Born March 1, 1985.

JUSTIN WYNN

Wide Receiver



HEIGHT: 6-2
WEIGHT: 190
BORN: 8/17/85
COLLEGE: Grand Rapids Community College

11

Signed with the Dolphins as an undrafted college free agent on May 1, 2008 . . . Played one season at Grand Rapids (Mich.) Community College (2004) . . . Was a second-team Region IV National Junior College Athletic Association selection that year . . . Caught 35 passes for 559 yards and five touchdowns . . . Also returned 13 punts for a 14.2-yard average and a pair of scores . . . Majored in criminal justice . . . Attended Snider High School in Fort Wayne, Ind.,

where he lettered football, basketball and track . . . Lists Lil Wayne as favorite recording artist and The Bible as favorite book . . . Enjoys playing video games in spare time . . . Full name is Justin Doran Wynn, born August 17, 1985 in Fort Wayne.

MIAMI DOLPHINS 2008

NO.	NAME	POS.	HT.	WT.	BIRTH-DATE
32	Allen, Jason	S	6-1	200	7/5/83
25	Allen, Will	CB	5-10	195	8/5/78
56	Anderson, Charlie	LB	6-4	250	12/8/81
51	Ayodele, Akin	LB	6-2	245	9/17/79
9	Beck, John	QB	6-2	215	8/21/81
37	Bell, Jeremiah	S	6-0	205	3/3/78
23	Brown, Ronnie	RB	6-0	230	12/12/81
47	Bryan, Courtney	S	6-0	210	10/2/84
83	Camarillo, Greg	WR	6-1	190	4/18/82
72	Carey, Vernon	T	6-5	350	7/31/81
38	Cobbs, Patrick	RB	5-8	205	1/31/83
20	Crocker, Chris	S	5-11	200	3/9/80
52	Crowder, Channing	LB	6-2	250	12/2/83
29	Daniels, Travis	CB	6-1	195	9/8/82
69	Darilek, Trey	G/C	6-5	310	4/23/81
28	Davis, Keith	S	5-11	205	12/30/78
92	Denney, John	LS	6-5	255	12/13/78
81	Fasano, Anthony	TE	6-4	255	4/20/84
3	Feely, Jay	K	5-10	205	5/23/76
95	Ferguson, Jason	DT	6-3	305	11/28/74
2	Fields, Brandon	P	6-5	235	5/21/84
19	Ginn, Ted Jr.	WR	5-11	180	4/12/85
59	Glymph, Junior	LB	6-5	270	9/2/80
21	Goodman, André	CB	5-10	190	8/11/78
46	Grigsby, Boomer	FB	5-11	250	11/15/81
82	Hagan, Derek	WR	6-2	215	9/21/84
80	Halterman, Aaron	TE	6-5	265	3/31/82
24	Hill, Renaldo	S	5-11	205	11/12/78
91	Holliday, Vonnice	DE	6-5	285	12/11/75
33	Jones, Nathan	CB	5-10	185	6/15/82
85	Kircus, David	WR	6-2	185	2/19/80
22	Lehan, Michael	CB	6-0	200	11/25/79
88	Martin, David	TE	6-4	265	3/13/79
45	Mauia, Reagan	FB	6-0	260	7/6/84
4	McCown, Josh	QB	6-4	215	7/4/79
76	McKinney, Steve	C/G	6-4	310	10/15/75
50	Miles, Edmond	LB	6-0	240	7/6/84
74	Moses, Quentin	DE	6-5	260	11/18/83
68	Ndukwe, Ikechuku	G/C	6-4	325	7/17/82
93	Ninkovich, Rob	LB	6-2	255	2/1/84
87	Peelle, Justin	TE	6-4	250	3/15/79
*	Perry, Tab	WR	6-3	215	1/20/82
55	Porter, Joey	LB	6-3	255	3/22/77
98	Roth, Matt	DE	6-4	275	10/14/82
89	Ryan, Sean	TE	6-5	260	3/27/80
64	Satele, Samson	C	6-3	300	11/29/84
65	Smiley, Justin	G	6-3	310	11/11/81
96	Soliai, Paul	DE	6-4	355	12/30/83
94	Starks, Randy	DE	6-3	305	12/14/83
99	Taylor, Jason	DE	6-6	255	9/1/74
41	Thomas, Joey	CB	6-1	195	8/29/80
53	Torbor, Reggie	LB	6-2	245	1/25/81
18	Wilford, Ernest	WR	6-4	225	1/14/79
34	Williams, Ricky	RB	5-10	230	5/21/77
90	Wright, Rodrique	DE	6-5	310	7/31/84

* - Injured Reserve

VETERAN ROSTER

NFL EXP.	COLLEGE	HOMETOWN	HOW ACQUIRED
3	Tennessee '06	Muscle Shoals, Ala.	D1, '06
8	Syracuse '01	Syracuse, N.Y.	UFA, '06 (NYG)
5	Mississippi '05	Jackson, Miss.	UFA, '08 (Hou.)
7	Purdue '02	Irving, Texas	T, '08 (Dall.)
2	Brigham Young '07	Mesa, Ariz.	D2a, '07
5	Eastern Kentucky '03	Winchester, Ky.	D6c, '03
4	Auburn '05	Cartersville, Ga.	D1, '05
2	New Mexico State '07	San Jose, Calif.	FA, '07
3	Stanford '05	Menlo Park, Calif.	Wai, '07 (S.D.)
5	Miami (Fla.) '04	Miami, Fla.	D1, '04
3	North Texas '06	Tecumseh, Okla.	FA, '06
6	Marshall '03	Chesapeake, Va.	UFA, '08 (Atl.)
4	Florida '06	Atlanta, Ga.	D3, '05
4	Louisiana State '05	Hollywood, Fla.	D4, '05
3	Texas-El Paso '04	San Antonio, Texas	FA, '08
6	Sam Houston State '02	Italy, Texas	UFA, '08 (Dall.)
4	Brigham Young '05	Thornton, Colo.	FA, '05
3	Notre Dame '06	Verona, N.J.	T, '08 (Dall.)
8	Michigan '99	Tampa, Fla.	UFA, '07 (NYG)
12	Georgia '97	Nettleton, Miss.	T, '08 (Dall.)
2	Michigan State '07	Toledo, Ohio	D7b, '07
2	Ohio State '08	Cleveland, Ohio	D1, '07
4	Carson-Newman '04	Newberry, S.C.	FA, '08
7	South Carolina '02	Greenville, S.C.	UFA, '06 (Det.)
4	Illinois State '05	Canton, Ill.	FA, '08
3	Arizona State '06	Palmdale, Calif.	D3, '06
2	Indiana '05	Greenwood, Ind.	FA, '07
8	Michigan State '01	Detroit, Mich.	UFA, '06 (Oak.)
11	North Carolina '98	Camden, S.C.	FA, '05
5	Rutgers '04	Scotch Plains, N.J.	UFA, '08 (Dall.)
4	Grand Valley State '03	Imlay City, Mich.	FA, '08
6	Minnesota '03	Hopkins, Minn.	FA, '06
8	Tennessee '01	Norfolk, Va.	UFA, '07
2	Hawaii '07	Lodi, Calif.	D6a, '07
7	Sam Houston State '02	Jacksonville, Texas	UFA, '08 (Oak.)
11	Texas A&M '98	Friendswood, Texas	FA, '08
2	Iowa '07	Tallahassee, Fla.	FA, '07
2	Georgia '07	Athens, Ga.	FA, '07
2	Northwestern '05	Dublin, Ohio	FA, '07
3	Purdue '06	New Lenox, Ill.	Wai., '07 (N.O.)
7	Oregon '02	Dublin, Calif.	UFA, '06 (S.D.)
4	UCLA '05	Milpitas, Calif.	FA, '08
10	Colorado State '99	Bakersfield, Calif.	FA, '07
4	Iowa '05	Villa Park, Ill.	D2, '05
5	Boston College '04	Buffalo, N.Y.	UFA, '08 (NYJ)
2	Hawaii '07	Kailua, Hawaii	D2b, '07
5	Alabama '05	Ellabell, Ga.	UFA, '08 (S.F.)
2	Utah '07	Pago Pago, American Samoa	D4, '07
5	Maryland '05	Waldorf, Md.	UFA, '08 (Tenn.)
12	Akron '97	Pittsburgh, Pa.	D3a, '97
3	Montana State '04	Burien, Wash.	FA, '08
5	Auburn '04	Baton Rouge, La.	UFA, '08 (NYG)
5	Virginia Tech '04	Richmond, Va.	UFA, '08 (Jack.)
8	Texas '99	San Diego, Calif.	T, '02 (N.O.)
2	Texas '06	Houston, Texas	D7b, '06

MIAMI DOLPHINS 2008 ROOKIE

NO.	NAME	POS.	HT.	WT.	BIRTH-DATE
35	Babers, Scorpio	CB	5-11	185	11/6/83
15	Bess, Davone	WR	5-10	190	9/13/85
27	Billingsley, Will	CB	5-10	195	4/23/84
57	Brown, Titus	LB	6-3	245	3/27/86
60	Byrne, Mike	C	6-5	300	10/17/86
1	Carpenter, Dan	K	6-2	220	11/25/85
71	Dotson, Lionel	DE	6-4	290	2/11/85
17	Dunlap, John	WR	6-1	220	1/3/86
14	Foster, Jayson	WR	5-7	175	7/22/85
73	Gore, Dan	T	6-5	300	3/13/85
67	Heerspink, Daren	T	6-6	315	4/2/84
7	Henne, Chad	QB	6-3	230	7/2/85
26	Hilliard, Lex	RB	5-11	230	7/30/84
70	Langford, Kendall	DE	6-6	290	1/27/86
77	Long, Jake	T	6-7	310	5/9/85
84	Lymon, Selwyn	WR	6-3	215	9/21/86
97	Merling, Phillip	DE	6-4	290	4/19/85
48	Mulligan, Matthew	TE	6-4	265	1/18/85
61	Murphy, Shawn	G	6-4	315	12/17/82
31	Parmele, Jalen	RB	5-11	220	12/30/85
49	Poppinga, Kelly	LB	6-1	240	1/31/82
43	Saunders, Keith	LB	6-3	245	12/23/84
58	Smith, Kelvin	LB	6-2	240	3/20/84
75	Spanos, Matt	C	6-5	310	12/31/84
66	Thomas, Donald	G	6-4	310	9/25/85
62	Toribio, Anthony	DT	6-1	300	3/1/85
78	Wilson, Julius	T	6-4	315	10/17/83
11	Wynn, Justin	WR	6-2	190	8/17/85

CHRONOLOGY OF MIAMI DOLPHINS TRAINING CENTER SITES

July 5, 1966 - July 15, 1966
July 16, 1966 - August 6, 1966
August 7, 1966 - April 24, 1970
April 25, 1970 - July 11, 1970
July 12, 1970 - June 30, 1993
July 1, 1993-present

St. Petersburg Beach (St. Petersburg, FL)
 Boca Ciega High School (St. Petersburg, FL)
 St. Andrew's School (Boca Raton, FL)
 Indoctrination Camp at Univ. of Miami (Miami, FL)
 Biscayne College/St. Thomas University (Miami, FL)
 Nova Southeastern University (Davie, FL)

AND FIRST-YEAR ROSTER

NFL EXP.	COLLEGE	HOMETOWN	HOW ACQUIRED
R	Sam Houston State '08	Italy, Texas	FA, '08
R	Hawaii '09	Oakland, Calif.	FA, '08
R	North Carolina A&T '07	Fort Wayne, Ind.	FA, '08
R	Mississippi State '08	Tuscaloosa, Ala.	FA, '08
R	Delaware '08	Lititz, Pa.	FA, '08
R	Montana '08	Helena, Mont.	FA, '08
R	Arizona '08	Houston, Texas	D7, '08
R	North Carolina State '08	Hollywood, Fla.	FA, '08
R	Georgia Southern '08	Canton, Ga.	FA, '08
R	Boise State '08	Prosser, Wash.	FA, '08
R	Portland State '08	Lynden, Wash.	FA, '08
R	Michigan '08	Wyomissing, Pa.	D2b, '08
R	Montana '08	Kalispell, Mont.	D6c, '08
R	Hampton '08	Petersburg, Va.	D3, '08
R	Michigan '08	Lapeer, Mich.	D1, '08
R	Purdue '09	Fort Wayne, Ind.	FA, '08
R	Clemson '09	St. Matthews, S.C.	D2a, '08
R	Maine '08	Enfield, Maine	FA, '08
R	Utah State '08	Alpine, Utah	D4, '08
R	Toledo '08	Midland, Mich.	D6a, '08
R	Brigham Young '08	Evanston, Wyo.	FA, '08
R	Alabama '08	Willingboro, N.J.	FA, '08
1	Syracuse '07	Spring Valley, N.Y.	D7a, '07
R	USC '08	Corona, Calif.	FA, '08
R	Connecticut '08	New Haven, Conn.	D6b, '08
R	Carson-Newman '08	Miami, Fla.	FA, '08
1	Alabama-Birmingham '07	Bradenton, Fla.	FA, '07
R	Grand Rapids CC '09	Fort Wayne, Ind.	FA, '08

DOLPHINS TWICE OPEN WITH 10-0 RECORD

Since the 1970 merger of the American and National Football Leagues, Miami is the only NFL team to twice open up a season with 10 or more consecutive wins. The Dolphins did it in 1972 (14 wins) and 1984 (11 wins), while eight other teams have accomplished a 10 or more game season-opening winning streak on one occasion — Minnesota in 1975 (10 wins), Chicago in 1985 (13 wins), N.Y. Giants in 1990 (10 wins), San Francisco in 1990 (10 wins), Washington in 1991 (11 games), Denver in 1998 (13 games), Indianapolis in 2005 (13 games) and New England in 2007 (16 games).

2008 NUMERICAL ROSTER

1	Dan Carpenter.....	K	57	Titus Brown	LB
2	Brandon Fields	P	58	Kelvin Smith	LB
3	Jay Feely	K	59	Junior Glymph	LB
4	Josh McCown	QB	60	Mike Byrne	C
7	Chad Henne	QB	61	Shawn Murphy	G
9	John Beck	QB	62	Anthony Toribio	DT
11	Justin Wynn	WR	64	Samson Satele	C
14	Jayson Foster	WR	65	Justin Smiley	G
15	Davone Bess	WR	66	Donald Thomas.....	G
17	John Dunlap	WR	67	Daren Heerspink	T
18	Ernest Wilford	WR	68	Ikechuku Ndukwe	G/C
19	Ted Ginn, Jr.	WR	69	Trey Darilek	G/C
20	Chris Crocker	S	70	Kendall Langford.....	DE
21	André Goodman	CB	71	Lionel Dotson	DE
22	Michael Lehan	CB	72	Vernon Carey.....	T
23	Ronnie Brown	RB	73	Dan Gore.....	T
24	Renaldo Hill.....	S	74	Quentin Moses	DE
25	Will Allen	CB	75	Matt Spanos	C
26	Lex Hilliard	RB	76	Steve McKinney	G
27	Will Billingsley.....	CB	77	Jake Long	T
28	Keith Davis	S	78	Julius Wilson	T
29	Travis Daniels	CB	80	Aaron Halterman.....	TE
31	Jalen Parmele.....	RB	81	Anthony Fasano	TE
32	Jason Allen	S	82	Derek Hagan	WR
33	Nathan Jones	CB	83	Greg Camarillo	WR
34	Ricky Williams.....	RB	84	Selwyn Lymon	WR
35	Scorpio Babers.....	CB	85	David Kircus.....	WR
37	Yeremiah Bell	S	87	Justin Peelle	TE
38	Patrick Cobbs	RB	88	David Martin	TE
41	Joey Thomas	CB	89	Sean Ryan	TE
43	Keith Saunders	LB	90	Rodrique Wright	DE
45	Reagan Mauia.....	FB	91	Vonnie Holliday.....	DE
46	Boomer Grigsby	FB	92	John Denney	LS
47	Courtney Bryan	S	93	Rob Ninkovich	LB
48	Matthew Mulligan	TE	94	Randy Starks	DE
49	Kelly Poppinga.....	LB	95	Jason Ferguson	DT
50	Edmond Miles	LB	96	Paul Soliai	DE
51	Akin Ayodele	LB	97	Phillip Merling	DE
52	Channing Crowder	LB	98	Matt Roth	DE
53	Reggie Torbor	LB	99	Jason Taylor	DE
55	Joey Porter	LB	*	Tab Perry	WR
56	Charlie Anderson	LB			

* - Injured Reserve

FLY LIKE AN EAGLE

The Dolphins' training camp roster consists of two players who are Eagles Scouts. Both quarterback John Beck and rookie defensive end Lionel Dotson attained this status. An Eagle Scout is a Scout with the highest rank attainable in the Boy Scouting program of the Boy Scouts of America (BSA). Since its introduction in 1911, the Eagle Scout rank has been earned by more than 1.7 million young men. The title of Eagle Scout is held for life. Requirements include earning at least 21 merit badges and demonstrating Scout Spirit, service, and leadership. This includes an extensive service project that the Scout plans, organizes, leads, and manages. Eagle Scouts are presented with a medal and a badge that visibly recognizes the accomplishments of the Scout. Beck grew up in Mesa, Ariz., while Dotson grew up in Houston, Texas. In addition to Beck and Dotson, team President Bryan Wiedmeier earned the same status growing up in Billings, Montana.

2008 POSITIONAL ROSTER

QUARTERBACKS (3)

4	Josh McCown	QB
7	Chad Henne	QB
9	John Beck	QB

RUNNING BACKS (7)

23	Ronnie Brown	RB
26	Lex Hilliard	RB
31	Jalen Parmele	RB
34	Ricky Williams	RB
38	Patrick Cobbs	RB
45	Reagan Mauia	FB
46	Boomer Grigsby	FB

WIDE RECEIVERS (10)

11	Justin Wynn	WR
14	Jayson Foster	WR
15	Davone Bess	WR
17	John Dunlap	WR
18	Ernest Wilford	WR
19	Ted Ginn, Jr.	WR
82	Derek Hagan	WR
83	Greg Camarillo	WR
84	Selwyn Lymon	WR
85	David Kircus	WR

TIGHT ENDS (6)

48	Matthew Mulligan	TE
80	Aaron Halterman	TE
81	Anthony Fasano	TE
87	Justin Peelle	TE
88	David Martin	TE
89	Sean Ryan	TE

OFFENSIVE LINEMEN (14)

60	Mike Byrne	C
61	Shawn Murphy	G
64	Samson Satele	C
65	Justin Smiley	G
66	Donald Thomas	G
67	Daren Heerspink	T
68	Ikechuku Ndukwe	G/C
69	Trey Darilek	G/C
72	Vernon Carey	T
73	Dan Gore	T
75	Matt Spanos	C
76	Steve McKinney	G
77	Jake Long	T
78	Julius Wilson	T

DEFENSIVE LINEMEN (12)

62	Anthony Toribio	DT
70	Kendall Langford	DE
71	Lionel Dotson	DE
74	Quentin Moses	DE
90	Rodrique Wright	DE
91	Vonnie Holliday	DE
94	Randy Starks	DE
95	Jason Ferguson	DT
96	Paul Soliai	DE
97	Phillip Merling	DE
98	Matt Roth	DE
99	Jason Taylor	DE

LINEBACKERS (12)

43	Keith Saunders	LB
49	Kelly Poppinga	LB
50	Edmond Miles	LB
51	Akin Ayodele	LB
52	Channing Crowder	LB
53	Reggie Torbor	LB
55	Joey Porter	LB
56	Charlie Anderson	LB
57	Titus Brown	LB
58	Kelvin Smith	LB
59	Junior Glymph	LB
93	Rob Ninkovich	LB

DEFENSIVE BACKS (14)

20	Chris Crocker	S
21	André Goodman	CB
22	Michael Lehan	CB
24	Renaldo Hill	S
25	Will Allen	CB
27	Will Billingsley	CB
28	Keith Davis	S
29	Travis Daniels	CB
32	Jason Allen	S
33	Nathan Jones	CB
35	Scorpio Babers	CB
37	Yeremiah Bell	S
41	Joey Thomas	CB
47	Courtney Bryan	S

SPECIALISTS (4)

1	Dan Carpenter	K
2	Brandon Fields	P
3	Jay Feely	K
92	John Denney	LS

INJURED RESERVE (1)

	Tab Perry	WR
--	-----------------	----

2007 DOLPHINS STATISTICS

REGULAR SEASON RESULTS (1-15)

DATE	OPPONENT	SCORE	W/L	ATTENDANCE
Sept. 9	at Washington	13-16 (OT)	L	90,163
SEPT. 16	DALLAS	20-37	L	71,615
Sept. 23	at New York Jets	28-31	L	77,197
SEPT. 30	OAKLAND	17-35	L	70,621
Oct. 7	at Houston	19-22	L	70,156
Oct. 14	at Cleveland	31-41	L	73,198
OCT. 21	NEW ENGLAND	28-49	L	71,951
OCT. 28	NEW YORK GIANTS	10-13	L	81,176
NOV. 11	BUFFALO	10-13	L	70,615
Nov. 18	at Philadelphia	7-17	L	68,934
Nov. 26	at Pittsburgh	0-3	L	57,704
DEC. 2	NEW YORK JETS	13-40	L	71,109
Dec. 9	at Buffalo	17-38	L	71,018
DEC. 16	BALTIMORE	22-16 (OT)	W	70,287
Dec. 23	at New England	7-28	L	68,756
DEC. 30	CINCINNATI	25-38	L	70,461

TEAM STATISTICS

	DOLPHINS	OPPONENTS
TOTAL FIRST DOWNS.....	283	318
Rushing.....	107	129
Passing.....	162	165
Penalty.....	14	24
3rd Down: Made/Attempts	81/218	98/208
3rd Down Percentage	37.2	47.1
4th Down: Made/Attempts	13/22	6/10
4th Down Percentage	59.1	60.0
POSSESSION AVERAGE	29:05	30:55
TOTAL NET YARDS	4600	5475
Average Per Game	287.5	342.2
Total Plays.....	989	983
Average Per Play	4.7	5.6
NET YARDS RUSHING	1569	2456
Average Per Game	98.1	153.5
Total Rushes	389	544
NET YARDS PASSING	3031	3019
Average Per Game	189.4	188.7
Sacked/Yards Lost	42/288	30/167
Gross Yards.....	3319	3186
Attempts/Completions.....	558/318	409/242
Completion Percentage	57.0	59.2
Had Intercepted	16	14
PUNTS/AVERAGE.....	77/43.2	62/43.3
NET PUNTING AVERAGE	77/36.6	62/37.3
PENALTIES/YARDS	91/732	73/604
FUMBLES/BALL LOST	25/13	20/8
TOUCHDOWNS	29	50
Rushing.....	14	18
Passing.....	12	28
Returns	3	4

Score By Quarters	1	2	3	4	OT	Total
DOLPHINS	32	77	68	84	6	267
OPPONENTS	110	146	52	126	3	437

RUSHING

	NO.	YDS.	AVG.	LG	TD
Brown.....	119	602	5.1	60	4
Chatman	128	515	4.0	30	1
L. Booker	28	125	4.5	22	0
Gado	35	104	3.0	20t	3
Lemon	31	102	3.3	11	4
Cobbs	15	47	3.1	12	1
Green	7	32	4.6	23	0
R. Williams	6	15	2.5	6	0
Beck	9	12	1.3	8	1
M. Booker	2	12	6.0	12	0
Mauia	4	5	1.3	3	0
Ginn	4	3	0.8	7	0
Chambers	1	-5	-5.0	-5	0
DOLPHINS	389	1569	4.0	60	14
OPPONENTS	544	2456	4.5	59t	18

PASSING

	ATT.	COMP.	YDS.	PCT.	TD	INT.	LG	SACK/ LOST	RATING
Lemon	309	173	1773	56.0	6	6	64t	25/166	71.0
Green	141	85	987	60.3	5	7	43	7/53	72.6
Beck	107	60	559	56.1	1	3	22t	10/69	62.0
M. Booker	1	0	0	0.0	0	0	0	0/0	39.6
DOLPHINS	558	318	3319	57.0	12	16	64t	42/288	69.6
OPPONENTS	409	242	3186	59.2	28	14	70t	30/167	92.4

RECEIVING

	NO.	YDS.	AVG.	LG	TD
M. Booker	50	556	11.1	26	1
Brown	39	389	10.0	43	1
Ginn	34	420	12.4	54	2
Martin	34	303	8.9	28	2
Chambers	31	415	13.4	28	0
Hagan	29	373	12.9	22t	2
Peelle	29	228	7.9	35	2
L. Booker	28	237	8.5	22	0
Chatman	27	161	6.0	22	0
Camarillo	8	160	20.0	64t	2
Gado	4	47	11.8	35	0
Cobbs	2	20	10.0	11	0
Mauia	2	5	2.5	5	0
Halterman	1	7	7.0	7	0
Hadnot	0	-2	-	-2	0
DOLPHINS	318	3319	10.4	64t	12
OPPONENTS	242	3186	13.2	70t	28

INTERCEPTIONS

	NO.	YDS.	AVG.	LG	TD
J. Allen	3	15	5.0	13	0
Goodman	2	23	11.5	18	0
Porter	2	19	9.5	14	0
Pope	2	0	0.0	0	0
Taylor	1	36	36.0	36t	1
Daniels	1	29	29.0	29	0
Hill	1	24	24.0	24	0
W. Allen	1	14	14.0	14	0
Lehan	1	0	0.0	0	0
DOLPHINS	14	160	11.4	36t	1
OPPONENTS	16	232	14.5	36	0

PUNTING								
	NO.	YDS.	AVG.	NET	TB	IN 20	LG	BLK
Fields	77	3327	43.2	36.6	6	10	61	0
DOLPHINS	77	3327	43.2	36.6	6	10	61	0
OPPONENTS	62	2682	43.3	37.3	7	25	64	0

PUNT RETURNS								
	RET.	FC	YDS.	AVG.		LG		TD
Ginn	24	15	230	9.6		87t		1
DOLPHINS.....	24	15	230	9.6		87t		1
OPPONENTS.....	39	7	387	9.9		49		0

KICKOFF RETURNS						
	NO.	YDS.	AVG.	LG		TD
Ginn	63	1433	22.7	52		0
Cobbs	5	44	8.8	11		0
M. Booker	2	3	1.5	3		0
Chatman	2	31	15.5	21		0
Hagan	2	25	12.5	14		0
Fifita	1	0	0.0	0		0
Mauia	1	4	4.0	4		0
Mruczkowski	1	9	9.0	9		0
Peelle	1	0	0.0	0		0
Camarillo	0	3	—	3		0
DOLPHINS.....	78	1552	19.9	52		0
OPPONENTS.....	50	1292	25.8	98t		2

FIELD GOALS						
	1-19	20-29	30-39	40-49	50+	TOTALS
Feely	0/0	7/7	6/6	7/9	1/1	21/23
DOLPHINS.....	0/0	7/7	6/6	7/9	1/1	21/23
OPPONENTS.....	1/1	10/11	7/7	6/9	4/5	28/33

SCORING								
	TDR	TDP	TDRt	PAT	FG	S	2-PT	TP
Feely	0	0	0	26/26	21/23	0	0	89
Brown.....	4	1	0	0/0	0/0	0	1	32
Lemon	4	0	0	0/0	0/0	0	0	24
Gado	3	0	0	0/0	0/0	0	0	18
Ginn	0	2	1	0/0	0/0	0	0	18
Hagan	0	2	0	0/0	0/0	0	1	14
Camarillo	0	2	0	0/0	0/0	0	0	12
Martin.....	0	2	0	0/0	0/0	0	0	12
Peelle	0	2	0	0/0	0/0	0	0	12
Beck	1	0	0	0/0	0/0	0	0	6
M. Booker	0	1	0	0/0	0/0	0	0	6
Chatman	1	0	0	0/0	0/0	0	0	6
Cobbs	1	0	0	0/0	0/0	0	0	6
Lehan.....	0	0	1	0/0	0/0	0	0	6
Taylor	0	0	1	0/0	0/0	0	0	6
DOLPHINS.....	14	12	3	26/26	21/23	0	0	267
OPPONENTS.....	18	28	4	49/49	28/33	1	1	437

TWO-POINT CONVERSIONS	
Brown 1, Hagan 1.	
DOLPHINS 2-2, OPPONENTS 1-1	

SACKS	
Taylor 11, Porter 5.5, Roth 3, W. Allen 2, Holliday 2, Moses 1.5, R. Wright 1.5, Lehan 1, Thomas 1, Traylor 1, Crowder 0.5	
DOLPHINS 30.0, OPPONENTS 42.0	

2007 DEFENSIVE STATISTICS

PLAYER	TOTAL TACK.	SOLO	ASST.	SACKS/ YDS	INT./ YARDS	PASS DEF.	FUM. FOR.	FUM. REC.
Crowder	78	61	17	0.5/0.5				
Porter	65	56	9	5.5/27.5	2/19	5	1	
Allen, W.	62	48	14	2/23	1/14	14	2	
Pope	57	38	19		2/0	3		
Lehan	56	50	6	1/0	1/0	7		1
Taylor	56	47	9	11/63	1/36	4	4	3
Allen, J.	53	46	7		3/15	3	1	
Thomas	52	42	10	1/8		2	1	
Worrell	50	39	11			3		
Roth	44	35	9	3/17		1	1	
Traylor	44	33	11	1/0		1		
Holliday	42	33	9	2/18		1	1	
Wright, R.	37	27	10	1.5/5.5		1		1
Schulters	35	25	10			2		
Hill	32	26	6		1/24	2		
Spragan	29	15	14					
Daniels	27	19	8		1/29	4		
Goodman	20	15	5		2/23	4		
Darius	13	13	0					
Fifita	11	7	4					
Bryan	10	6	4					1
Tillman	10	6	4			3		
Moses	8	7	1	1.5/4.5				
Bell	5	4	1					
Page	5	4	1					
Robinson	5	4	1					
Soliai	3	3	0					
Miles	2	2	0					
Smith	1	0	1					

NOTE: special teams and miscellaneous tackles not included above.

DEFENSIVE TOUCHDOWNS: Jason Taylor – 36-yard interception return vs. New England, 10/21; Michael Lehan – 43-yard fumble return vs. New York Jets, 12/2.

MISCELLANEOUS TACKLES: Ginn – 4; Booker, M. – 3; Carey – 2; Lemon – 2; Liwienski – 2; Satele – 2; Chambers – 1; Hagan – 1; Martin – 1; Mauia – 1; Peelle – 1

MISCELLANEOUS FUMBLE RECOVERIES: Lemon – 4; Ginn – 1; Green – 1; Shelton – 1

SACKS:

Taylor: 11.0 – 1 at Washington (9/9); 2 at Houston (10/7); 1 at Cleveland (10/14); 1 Buffalo (11/11); 1 at Pittsburgh (11/26); 2 vs. New York Jets (12/2); 2 vs. Baltimore, (12/16); 1 at New England (12/23)

Porter: 5.5 – 1 vs. New England (10/21); 0.5 vs. Buffalo (11/11); 1 vs. New York Jets (12/2); 1 vs. Baltimore (12/16); 2 at New England (12/23)

Roth: 3.0 – 1 vs. Oakland (9/30); 1 vs. New York Giants (10/28); 1 vs. New York Jets (12/2)

Allen, W.: 2.0 – 1 at Pittsburgh (11/26); 1 vs. New York Jets (12/2)

Holliday: 2.0 – 1 at New York Jets (9/23); 1 at Pittsburgh (11/26)

Moses: 1.5 – 0.5 vs. Buffalo (11/11); 1 at Pittsburgh (11/26)

Wright: 1.5 – 0.5 at Pittsburgh (11/26); 1 vs. Baltimore (12/16)

Lehan: 1.0 – 1 vs New York Jets (12/2)

Thomas: 1.0 – 1 at Washington (9/9)

Traylor: 1.0 – 1 at Dallas (9/16)

Crowder: 0.5 – 0.5 at Pittsburgh (11/26)

INTERCEPTIONS:

Allen, J.: 3 – 2 at Philadelphia (11/18); 1 at New England (12/23)

Goodman: 2 – 1 at Houston (10/7); 1 at Philadelphia (11/18)

Pope: 2 – 1 at New England (12/23); 1 vs. Cincinnati (12/30)
Porter: 2 – 1 at Pittsburgh (11/26); 1 vs. New York Jets, (12/2)
Allen, W.: 1 – 1 vs. Buffalo (11/11)
Daniels: 1 – 1 at Washington (9/9)
Hill: 1 – 1 at Washington (9/9)
Lehan: 1 – 1 vs. Baltimore (12/16)
Taylor: 1 – 1 vs. New England (10/21)

2007 SPECIAL TEAMS STATISTICS

PLAYER	TOTAL TACK.	SOLO	ASST.	FUM. FOR.	FUM. REC.	BLOCK FG	BLOCK PATs	BLOCK PUNTS	DWND IN 20
Miles	16	12	4	1					2
Spragan	9	8	1		1				
Allen, J.	9	7	2						1
Peelle	7	5	2						
Pope	7	5	2		1				
Worrell	6	5	1						
Feely	5	4	1						
Hagan	4	4	0	1	1				1
Halterman	4	3	1						
Cobbs	4	2	2						
Allen, W.	3	3	0						
Camarillo	3	3	0		1				1
Chatman	3	3	0						
Denney	3	3	0						
Perry	3	3	0						
Chambers	2	2	0						
Ginn	2	2	0		1				
Schulters	2	2	0						
Lehan	2	1	1						
Ninkovich	2	1	1						
Bryan	1	1	0						
Thompson	1	1	0						
Washington	1	1	0						
Fields	1	0	1						
Tillman	1	0	1						
Taylor	0	0	0			1			

2007 STATISTICAL BESTS

DOLPHINS INDIVIDUAL

RUSHING

Yards	134	Ronnie Brown vs. Oakland, 9/30
Attempts	27	Jesse Chatman vs. Buffalo, 11/11
Touchdowns	2	Ronnie Brown at New York Jets, 9/23 Cleo Lemon at Cleveland, 10/14 Samkon Gado at Buffalo, 12/9
Yards by Quarterback	23	Trent Green at Houston, 10/7
Longest Run from Scrimmage	60	Ronnie Brown vs. Oakland, 9/30

PASSING

Yards	318	Trent Green at N.Y. Jets, 9/23
Attempts	43	Cleo Lemon at Cleveland, 10/14
Completions	24	Trent Green at Washington, 9/9 Cleo Lemon at Cleveland, 10/14 Cleo Lemon vs. New England, 10/21
Touchdowns	2	Trent Green vs. Dallas, 9/16 Cleo Lemon at Cleveland, 10/14

Completion Percentage	66.7%	Cleo Lemon vs. Cincinnati, 12/30
Interceptions	4	Trent Green vs. Dallas, 9/23
Longest Completion	64t	Cleo Lemon vs. Baltimore, 12/16
RECEIVING		
Receptions	9	Chris Chambers vs. Dallas, 9/16
		Ronnie Brown at Cleveland, 10/14
Yards	109	Chris Chambers vs. Dallas, 9/16
		Greg Camarillo vs. Baltimore, 12/16
Touchdowns	2	David Martin at Cleveland, 10/14
Yards by Running Back	99	Ronnie Brown at N.Y. Jets, 9/23
Longest Reception	64t	Greg Camarillo vs. Baltimore, 12/16
TOTAL YARDS FROM SCRIMMAGE ..	211	Ronnie Brown at N.Y. Jets, 9/23
DEFENSE		
TACKLES		
Total	13	Zach Thomas at Washington, 9/9
Solo	12	Channing Crowder at Philadelphia, 11/18
INTERCEPTIONS		
Total	2	Jason Allen at Philadelphia, 11/18
Longest Return	36t	Jason Taylor vs. New England, 10/21
Longest Return for Touchdown	36	Jason Taylor vs. New England, 10/21
FUMBLES		
Total Forced	1	seven players 10 times (last: Joey Porter at New England, 12/23)
Total Recovered	1	four players six times (last: Courtney Bryan at New England, 12/23)
Longest Return for Touchdown	43	Michael Lehan vs. N.Y. Jets, 12/2
SACKS		
Total	2	Jason Taylor at Houston, 10/7
		Jason Taylor vs. N.Y. Jets, 12/2
		Jason Taylor vs. Baltimore, 12/16
		Joey Porter at New England, 12/23
Yards Lost	16	Jason Taylor at Houston, 10/7
SPECIAL TEAMS		
Field Goals Made	4	Jay Feely at Houston, 10/7
Field Goal Attempts	4	Jay Feely at Houston, 10/7
Longest Field Goal	53	Jay Feely vs. N.Y. Jets, 12/2
Longest Field Goal Attempt	53	Jay Feely vs. N.Y. Jets, 12/2
Punts	10	Brandon Fields at New England, 12/23
Longest Punt	61	Brandon Fields vs. N.Y. Jets, 12/2
Highest Gross Average	51.2	Brandon Fields vs. Buffalo, 11/11
Highest Net Average	43.0	Brandon Fields at Cleveland, 10/14
Most Punt Returns	4	Ted Ginn at Washington, 9/9
		Ted Ginn at Buffalo, 12/9
Most Punt Return Yards	99	Ted Ginn at Philadelphia, 11/18
Longest Punt Return	87t	Ted Ginn at Philadelphia, 11/18
Most Kickoff Returns	8	Ted Ginn vs. N.Y. Jets, 12/2
Most Kickoff Return Yards	198	Ted Ginn vs. N.Y. Jets, 12/2
Longest Kickoff Return	52	Ted Ginn at Houston, 10/7
Fumbles Forced	1	Edmond Miles vs. Oakland, 9/30
		Derek Hagan vs. Buffalo, 11/11
Fumbles Recovered	1	five players five times (last: Greg Camarillo at New England, 12/23)

OPPONENTS INDIVIDUAL

RUSHING

Yards	179	Justin Fargas vs. Oakland, 9/30
Attempts	32	Brian Westbrook at Philadelphia, 11/18
Touchdowns	3	Daunte Culpepper vs. Oakland, 9/30
Yards by Quarterback	36	Tony Romo vs. Dallas, 9/16
Longest Run from Scrimmage	59t	Laurence Maroney at New England, 12/23

PASSING

Yards	354	Tom Brady vs. New England, 10/21
Attempts	34	Matt Schaub at Houston, 10/7
Completions	23	Carson Palmer vs. Cincinnati, 12/30
Touchdowns	6	Tom Brady vs. New England, 10/21

Completion Percentage	85.7%	Ben Roethlisberger at Pittsburgh, 11/26
Interceptions	2	Jason Campbell at Washington, 9/9 Donovan McNabb at Philadelphia, 11/18 Tom Brady at New England, 12/23
Longest Completion	70t	Trent Edwards at Buffalo, 12/9 Carson Palmer vs. Cincinnati, 12/30
RECEIVING		
Receptions	9	Wes Welker vs. New England, 10/21 Hines Ward at Pittsburgh, 11/26 T.J. Houshmandzadeh vs. Cincinnati, 12/30
Yards	162	Antwaan Randle El at Washington, 9/9
Touchdowns	3	Braylon Edwards at Cleveland, 10/14
Yards by Running Back	39	Jason Wright at Cleveland, 10/14
Longest Reception	70t	Lee Evans at Buffalo, 12/9 Chad Johnson vs. Cincinnati, 12/30
TOTAL YARDS FROM SCRIMMAGE ..	179	Justin Fargas vs. Oakland, 9/30
DEFENSE		
TACKLES		
Total	12	London Fletcher at Washington, 9/9 Erik Coleman at N.Y. Jets, 9/23 Tedy Bruschi vs. New England, 10/21 Tyrone Carter at Pittsburgh, 11/26
Solo	10	London Fletcher at Washington, 9/9 Tedy Bruschi vs. New England, 10/21
INTERCEPTIONS		
Total	2	Anthony Henry vs. Dallas, 9/16
Longest Return	36	Kerry Rhodes vs. N.Y. Jets, 12/2
Longest Return for Touchdown		None
FUMBLES		
Total Forced	1	nine players nine times (last: Ray Lewis, vs. Baltimore, 12/16)
Total Recovered	1	12 players 12 times (last: Chinedum Ndukwe, vs. Cincinnati, 12/30)
Longest Return for Touchdown	54	Chinedum Ndukwe vs. Cincinnati, 12/30
SACKS		
Total	3	Mike Vrabel at New England, 12/23
Yards Lost	13	Gerard Warren vs. Oakland, 9/30 David Harris vs. N.Y. Jets, 12/2 Ty Warren at New England, 12/23
SPECIAL TEAMS		
Field Goals Made	5	Kris Brown at Houston, 10/7
Field Goal Attempts	5	Kris Brown at Houston, 10/7
Longest Field Goal	57	Kris Brown at Houston, 10/7
Longest Field Goal Attempt	57	Kris Brown at Houston, 10/7
Punts	6	Brian Moorman vs. Buffalo, 11/11 Brian Moorman at Buffalo, 12/9
Longest Punt.....	64	Derrick Frost at Washington, 9/9 Chris Hanson at New England, 12/23
Highest Gross Average	54.0	Chris Hanson vs. New England, 10/21
Highest Net Average	47.3	Chris Hanson vs. New England, 10/21
Most Punt Returns	6	Troy Brown at New England, 12/23
Most Punt Return Yards	81	Roscoe Parrish vs. Buffalo, 11/11
Longest Punt Return	49	Patrick Crayton vs. Dallas, 9/16
Most Kickoff Returns.....	5	three players three times (last: Joshua Cribbs, at Cleveland, 10/14)
Most Kickoff Return Yards	164	Dexter Wynn at Houston, 10/7
Longest Kickoff Return	98t	Leon Washington at N.Y. Jets, 9/23

DOLPHINS TEAM

FIRST DOWNS		HIGHS	LOSWS
Total	28	at N.Y. Jets, 9/23	9 at Philadelphia, 11/18 at Pittsburgh, 11/26
Rushing	13	at Cleveland, 10/14	3 at Washington, 9/9
Passing	17	at N.Y. Jets, 9/23	4 at Philadelphia, 11/18
Penalty	3	at Buffalo, 12/9	0 seven times (last: vs. Cincinnati, 12/30)

RUSHING

Net Yards	179 vs. New England, 10/21	37 vs. N.Y. Jets, 12/2
Attempts	38 vs. Buffalo, 11/11	18 vs. N.Y. Jets, 12/2
Average	7.1 vs. Oakland, 9/30	2.1 vs. N.Y. Jets, 12/2
Touchdowns	3 vs. New England, 10/21	0 seven times (last: at New England, 12/23)

PASSING

Net Yards	312 at N.Y. Jets, 9/23	109 at Philadelphia, 11/18
Attempts	44 at Buffalo, 12/9	22 at Philadelphia, 11/18
Completions	27 vs. Cincinnati, 12/30	9 at Philadelphia, 11/18
Touchdowns	2 vs. Dallas, 9/16 at Cleveland, 10/14 vs. Cincinnati, 12/30	0 seven times (last: at Buffalo, 12/9)
Completion Percentage	64.9% vs. New England, 10/21	40.9% at Philadelphia, 11/18
Interceptions	4 vs. Dallas, 9/16	0 eight times (last: vs. Cincinnati, 12/30)
Times Sacked	7 at New England, 12/23	0 at Philadelphia, 11/18
Yards Lost	38 at New England, 12/23	0 at Philadelphia, 11/18

PUNTS

Total	10 at New England, 12/23	2 at N.Y. Jets, 9/23 at Houston, 10/7
Yards	446 at New England, 12/23	58 at N.Y. Jets, 9/23
Distance	61 vs. N.Y. Jets, 12/2	22 at Pittsburgh, 11/26
Gross Average	51.2 vs. Buffalo, 11/11	29.0 at N.Y. Jets, 9/23
Net Average	45.8 vs. New England, 10/21	29.0 at N.Y. Jets, 9/23

PUNT RETURNS

Returns	4 at Washington, 9/9 at Buffalo, 12/9	0 five times (last: vs. N.Y. Jets, 12/2)
Return Yards	99 at Philadelphia, 11/18 at Buffalo, 12/9	0 five times (last: vs. N.Y. Jets, 12/2)
Return Average	33.0 at Philadelphia, 11/18	3.0 at N.Y. Jets, 9/23

KICKOFF RETURNS

Returns	9 vs. N.Y. Jets, 12/2	2 at Pittsburgh, 11/26
Return Yards	198 vs. N.Y. Jets, 12/2	26 at Pittsburgh, 11/26
Return Average	27.3 at Houston, 10/7	11.4 at Buffalo, 12/9

PENALTIES

Total	9 at N.Y. Jets, 9/23	3 at Philadelphia, 11/18
Yards Penalized	90 at Cleveland, 10/14	15 at Philadelphia, 11/18

FUMBLES

Total	8 at Buffalo, 12/9	0 four times (last: vs. Buffalo, 11/11)
Lost	3 at Buffalo, 12/9	0 eight times (last: at New England, 12/23)

TIME OF POSSESSION

Game	36:59 vs. Buffalo, 11/11	24:53 vs. Oakland, 9/30
------------	--------------------------	-------------------------

OPPONENTS TEAM

HIGHS

LOWS

FIRST DOWNS

Total	24 at Cleveland, 10/14	13 at Pittsburgh, 11/26
Rushing	15 vs. Oakland, 9/30	3 at Pittsburgh, 11/26 vs. Cincinnati, 12/30
Passing	17 vs. New England, 10/21	4 vs. Oakland, 9/30
Penalty	4 vs. Cincinnati, 12/30	0 four times (last: vs. N.Y. Jets, 12/2)

RUSHING

Net Yards.....	299 vs. Oakland, 9/30	63 vs. Buffalo, 11/11
Attempts	49 vs. Oakland, 9/30	22 vs. New England, 10/21
Average	7.8 at New England, 12/23	2.5 vs. Buffalo, 11/11
Touchdowns	3 vs. Oakland, 9/30 vs. N.Y. Jets, 12/2 at New England, 12/23	0 four times (last: vs. Baltimore, 12/16)

PASSING

Net Yards	359 vs. New England, 10/21	49 vs. N.Y. Giants, 10/28
Attempts	34 at Houston, 10/7	12 vs. Oakland, 9/30
Completions	23 vs. Cincinnati, 12/30	5 vs. Oakland, 9/30
Touchdowns	6 vs. New England, 10/21	0 five times (last: at Pittsburgh, 11/26)

Completion Percentage	85.7%	at Pittsburgh, 11/26	34.6%	vs. N.Y. Giants, 10/28
Interceptions	3	at Philadelphia, 11/18	0	five times (last: at Buffalo, 12/9)
Times Sacked	6	vs. N.Y. Jets, 12/2	0	at Philadelphia, 11/18 at Buffalo, 12/9 vs. Cincinnati, 12/30
Yards Lost	33	at Pittsburgh, 11/26	0	vs. Dallas, 9/16 at Philadelphia, 11/18 at Buffalo, 12/9 vs. Cincinnati, 12/30
PUNTS				
Total	6	vs. Buffalo, 11/11 at Buffalo, 12/9	1	at Houston, 10/7
Yards	278	vs. Buffalo, 11/11	47	at Houston, 10/7
Distance	64	at Washington, 9/9 at New England, 12/23	26	vs. N.Y. Jets, 12/2 vs. Cincinnati, 12/30
Gross Average	50.2	at New England, 12/23	30.5	vs. N.Y. Jets, 12/2
Net Average	47.3	vs. New England, 10/21	24.2	at Philadelphia, 11/18
PUNT RETURNS				
Returns	6	at New England, 12/23	0	at N.Y. Jets, 9/23 at Houston, 10/7 vs. N.Y. Jets, 12/2
Return Yards	81	vs. Buffalo, 11/11	0	at N.Y. Jets, 9/23 at Houston, 10/7 vs. N.Y. Jets, 12/2
Return Average	24.5	vs. Dallas, 9/16	3.0	vs. New England, 10/21
KICKOFF RETURNS				
Returns	5	Three times (last: at Cleveland, 10/14)	1	Two times (last: vs. Baltimore, 12/16)
Return Yards	179	at N.Y. Jets, 9/23	14	vs. Baltimore, 12/16
Return Average	42.3	vs. New England, 10/21	14.0	Two times (last: vs. Baltimore, 12/16)
PENALTIES				
Total	11	vs. Dallas, 9/16	1	vs. Baltimore, 12/16
Yards Penalized	101	vs. Dallas, 9/16	5	vs. Baltimore, 12/16
FUMBLES				
Total	3	vs. N.Y. Giants, 10/28	0	vs. New England, 10/21 at Philadelphia, 11/18 vs. Baltimore, 12/16
Lost	2	at New England, 12/23	0	nine times (last: vs. Cincinnati, 12/30)
TIME OF POSSESSION				
Game	35:07	vs. Oakland, 9/30	23:01	vs. Buffalo, 11/11

IN 2007 MIAMI WAS:

0-2	when leading after the 1st quarter	0-8	in road games
0-4	when leading after the 2nd quarter	0-1	when playing indoors
0-1	when leading after the 3rd quarter	1-14	when playing outdoors
1-8	when behind after the 1st quarter	0-3	when playing on artificial turf
1-9	when behind after the 2nd quarter	1-12	when playing on natural grass
1-10	when behind after the 3rd quarter	0-7	after winning the coin toss
0-4	when Miami scores first	1-8	after losing the coin toss
1-11	when opponent scores first	1-4	when scoring 21 points or more
0-1	when tied at halftime	1-5	when yielding 20 points or less
1-7	in home games	1-1	in overtime contests

DRIVE ENGINEERING

	DRIVES	TD	FG	MFG	PUNT	BLK PUNT	FBL	INT	DWNS	SAF	HLF	END OF GAME	END OF REG	PTS
Dolphins	179	26	21	2	77	0	12	16	7	1	8	8	1	246
Opponents	174	48	26	4	62	0	5	14	3	0	6	6	0	415

INSIDE THE TWENTY-YARD LINE

	NO	TD	FG	MFG	TD PCT.	SCORE PCT	FBL	INT	DWN	HLF	GAME	PTS
Dolphins	41	21	13	0	51.2%	82.9%	1	3	3	0	0	187
Opponents	51	34	16	1	66.7%	98.0%	0	0	0	0	0	287

GOAL-TO-GO SITUATIONS

	NO	TD	FG	MFG	TD PCT.	SCORE PCT	FBL	INT	DWN	HLF	GAME	PTS
Dolphins	22	13	6	0	59.1%	86.4%	0	0	3	0	0	110
Opponents	29	20	9	0	69.0%	100.0%	0	0	0	0	0	168

GIVEAWAYS - TAKEAWAYS

TAKEAWAYS: 22 – resulting possessions ending in 6 TOUCHDOWNS (2 returned), 4 FIELD GOALS, 1 MISSED FIELD GOAL, 9 PUNTS, 0 INTERCEPTIONS, 1 FUMBLE, 0 HALFS, 0 GAME, 1 DOWNS = 54 POINTS

GIVEAWAYS: 29 – resulting possessions ending in 10 TOUCHDOWNS (2 returned), 7 FIELD GOALS, 0 MISSED FIELD GOALS, 7 PUNTS, 0 INTERCEPTIONS, 2 FUMBLES, 0 HALF, 1 GAME, 2 DOWNS = 91 POINTS

GAME	TAKEAWAYS			GIVEAWAYS			DIFF	W/L
	FMBL	INT	TOT	FMBL	INT	TOT		
9/9 at Washington	2	0	2	0	1	1	1	L
9/16 DALLAS	0	0	0	4	1	5	-5	L
9/23 at New York Jets	0	0	0	1	0	1	-1	L
9/30 OAKLAND	0	1	1	2	0	2	-1	L
10/7 at Houston	1	1	2	1	0	1	1	L
10/14 at Cleveland	0	1	1	2	0	2	-1	L
10/21 NEW ENGLAND	1	0	1	1	1	2	-1	L
10/28 NEW YORK GIANTS	0	1	1	0	2	2	-1	L
11/11 BUFFALO	1	0	1	0	0	0	1	L
11/18 at Philadelphia	3	0	3	0	0	0	3	L
11/26 at Pittsburgh	1	0	1	0	2	2	-1	L
12/2 NEW YORK JETS	1	1	2	3	2	5	-3	L
12/9 at Buffalo	0	1	1	2	3	5	-4	L
12/16 BALTIMORE	1	0	1	0	0	0	1	W
12/23 at New England	2	2	4	0	0	0	4	L
12/30 CINCINNATI	1	0	1	0	1	1	0	L
TOTAL	14	8	22	16	13	29	-7	1-15

BLOCKS

	FGs	PATs	PUNTS	TOTAL
By Dolphins	1	0	0	1
By Opponents	0	0	0	1

THIRD DOWN EFFICIENCY

3rd DOWN AND											
	1	2	3	4	5	6	7	8	9	10+	TOTAL
Miami	15-19	8-18	8-19	6-19	7-13	8-18	9-18	4-16	3-18	13-60	81-218
Opp.	18-25	9-14	9-18	12-19	12-23	4-12	10-17	3-21	4-8	17-51	98-208

DOLPHINS BIG PLAYS

PASSING (25-yards and longer)

- 64t G. Camarillo from C. Lemon vs Baltimore, 12/16
- 54 T. Ginn from C. Lemon at Buffalo, 12/9
- 43 R. Brown from T. Green at N.Y. Jets, 9/23
- 36 T. Ginn from C. Lemon at Houston, 10/7
- 35 S. Gado from C. Lemon at Buffalo, 12/9
- 35 J. Peelle from T. Green vs. Oakland, 9/30
- 32 J. Chatman from C. Lemon vs. Buffalo, 11/11
- 32 T. Ginn from C. Lemon at Cleveland, 10/14
- 28 C. Chambers from T. Green at Washington, 9/9
- 28 D. Martin from C. Lemon at New England, 12/23
- 26 M. Booker from T. Green vs. Dallas, 9/16
- 26 C. Chambers from T. Green at N.Y. Jets, 9/23
- 25 M. Booker from C. Lemon at Cleveland, 10/14

RUSHING (15-yards and longer)

- 60 R. Brown vs. Oakland, 9/30
- 30 J. Chatman vs. New England, 10/21
- 24 T. Green at Houston, 10/7
- 23 J. Chatman vs. Buffalo, 11/11
- 22 R. Brown at Houston, 10/7
- 22 J. Chatman vs. N.Y. Giants, 10/28
- 22 L. Booker at New England, 12/23
- 21 J. Chatman vs. New England, 10/21
- 20t S. Gado at Buffalo, 12/9
- 19 R. Brown at Houston, 10/7
- 19 R. Brown vs. New England, 10/21
- 17 J. Chatman vs. New England, 10/21
- 17 J. Chatman at Philadelphia, 11/18

- 17 J. Chatman at Philadelphia, 11/18
- 17 J. Chatman at Philadelphia, 11/18
- 17 J. Chatman at New England, 12/23
- 16 L. Booker vs. Cincinnati, 12/30
- 15 R. Brown vs. Oakland, 9/30
- 15 R. Brown at Cleveland, 10/14

OPPONENTS BIG PLAYS

PASSING (25-yards and longer)

- 70t L. Evans from T. Edwards at Buffalo, 12/9
- 70t C. Johnson from C. Palmer vs. Cincinnati, 12/30
- 54 A. Randle El from J. Campbell at Washington, 9/9
- 51 J. McCareins from K. Clemens vs. N.Y. Jets, 12/2
- 50t R. Moss from T. Brady vs. New England, 10/21
- 49 A. Randle El from J. Campbell at Washington, 9/9
- 49 A. Davis from M. Schaub at Houston, 10/7
- 48t J. Gaffney from T. Brady at New England, 12/23
- 43 C. Johnson from C. Palmer vs. Cincinnati, 12/30
- 36 W. Welker from T. Brady vs. New England, 10/21
- 36 Y. Figurs from K. Boller vs. Baltimore, 12/16
- 35 A. Randle El from J. Campbell at Washington, 9/9
- 35t R. Moss from T. Brady vs. New England, 10/21
- 34 T. Owens from T. Romo vs. Dallas, 9/16
- 33 K. Winslow from D. Anderson at Cleveland, 10/14
- 32 L. Coles from K. Clemens vs. N.Y. Jets, 12/2
- 30t D. Stallworth from T. Brady vs. New England, 10/21
- 29 H. Evans from T. Brady vs. New England, 10/21
- 29 M. Smith from K. Boller vs. Baltimore, 12/16
- 28 T. Owens from T. Romo vs. Dallas, 9/16
- 28t R. Royal from T. Edwards at Buffalo, 12/9
- 27t J. Porter from D. Culpepper vs. Oakland, 9/30
- 25 D. Coats from C. Palmer vs. Cincinnati, 12/30
- 25 T. Jones from K. Clemens vs. N.Y. Jets, 12/2

RUSHING (15-yards and longer)

- 59t L. Maroney at New England, 12/23
- 51 L. Maroney at New England, 12/23
- 48 J. Fargas vs. Oakland, 9/30
- 40t M. Barber vs. Dallas, 9/16
- 36 B. Westbrook at Philadelphia, 11/18
- 32 J. Fargas vs. Oakland, 9/30
- 27 J. Fargas vs. Oakland, 9/30
- 27 F. Jackson at Buffalo, 12/9
- 26 D. McNabb at Philadelphia, 11/18
- 23 B. Westbrook at Philadelphia, 11/18
- 21 F. Jackson at Buffalo, 12/9
- 19t C. Portis at Washington, 9/9
- 19 W. McGahee vs. Baltimore, 12/16
- 18 E. Manning vs. N.Y. Giants, 10/28
- 18t L. Washington vs. N.Y. Jets, 12/2
- 18 M. Lynch vs. Buffalo, 11/11
- 17 T. Romo vs. Dallas, 9/16
- 16 B. Westbrook at Philadelphia, 11/18
- 15 T. Jones vs. N.Y. Jets, 12/2
- 15 B. Jacobs vs. N.Y. Giants, 10/28

DOLPHINS BIG GAMES

100-YARD RUSHERS

- 134 R. Brown vs. Oakland, 9/30
- 124 J. Chatman vs. Buffalo, 11/11
- 114 R. Brown at Houston, 10/7
- 112 R. Brown at N.Y. Jets, 9/23
- 101 R. Brown at Cleveland, 10/14

100-YARD RECEIVERS

- 109 C. Chambers vs. Dallas, 9/16
- 109 G. Camarillo, vs. Balt., 12/16
- 101 C. Chambers at N.Y. Jets, 9/23

300-YARD PASSERS

- 318 T. Green at N.Y. Jets, 9/23
- 315 C. Lemon vs. Balt., 12/16

OPPONENTS BIG GAMES

100-YARD RUSHERS

- 179 J. Fargas vs. Oak., 9/30
- 156 L. Maroney at N.E., 12/23
- 148 B. Westbrook at Phil., 11/18
- 131 B. Jacobs vs. N.Y.G., 10/28
- 115 F. Jackson at Buffalo, 12/9
- 110 T. Jones at N.Y. Jets, 9/23
- 107 M. Lynch at Buffalo, 12/9
- 104 W. McGahee vs. Balt., 12/16

100-YARD RECEIVERS

- 162 A. Randle El, at Wash., 9/9
- 138 W. Welker, vs. N.E., 10/21
- 131 C. Johnson vs. Cin., 12/30
- 122 R. Moss vs. N.E., 10/21

300-YARD PASSERS

- 354 T. Brady, vs. N.E., 10/21
- 316 C. Palmer, vs. Cin., 12/30

ON A MISSION

The Dolphins' training camp roster consists of four players who served LDS missions – three of whom attended BYU. Long snapper John Denney, who played at BYU, served a mission in Morristown, New Jersey from 1997-98. Quarterback John Beck, also a BYU alumnus, served a mission in Lisbon, Portugal from 2000-02. A pair of 2008 rookies – guard Shawn Murphy (Utah State) and linebacker Kelly Poppinga (Utah State/BYU) – served missions as well prior to enrolling at their respective colleges. Murphy's mission was to Brazil from 2002-04 while Poppinga served in Ecuador from 2000-02.

2007 TEAM RANKINGS

AMERICAN FOOTBALL CONFERENCE

	OFFENSE				DEFENSE	
	TOTAL	RUSH	PASS	TOTAL	RUSH	PASS
Baltimore	11	10	10	5	1	12
Buffalo	15	9	15	16	10	16
Cincinnati	5	15	3	14	9	15
Cleveland	4	7	5	15	11	13
Denver	6	6	6	10	14	6
Houston	7	13	4	13	8	14
Indianapolis	2	11	2	2	6	1
Jacksonville	3	1	7	6	5	11
Kansas City	16	16	8	7	12	4
MIAMI	14	14	11	12	16	3
New England	*1	8	*1	3	4	5
N.Y. Jets	13	12	12	9	13	8
Oakland	12	4	16	11	15	7
Pittsburgh	8	2	9	*1	2	2
San Diego	9	5	13	8	7	10
Tennessee	10	3	14	4	3	9

NATIONAL FOOTBALL CONFERENCE

	OFFENSE				DEFENSE	
	TOTAL	RUSH	PASS	TOTAL	RUSH	PASS
Arizona	6	14	4	9	6	13
Atlanta	12	11	11	15	16	11
Carolina	15	6	15	8	11	6
Chicago	14	15	9	14	15	12
Dallas	2	7	3	4	3	4
Detroit	11	16	6	16	14	15
Green Bay	1	9	1	6	9	3
Minnesota	7	*1	14	10	*1	16
New Orleans	3	13	2	13	8	14
N.Y. Giants	9	2	13	2	5	2
Philadelphia	4	3	7	5	4	7
St. Louis	13	10	12	11	12	9
San Francisco	16	12	16	12	13	10
Seattle	5	8	5	7	7	8
Tampa Bay	10	4	10	1	10	*1
Washington	8	5	8	3	2	5

NATIONAL FOOTBALL LEAGUE

	OFFENSE				DEFENSE	
	TOTAL	RUSH	PASS	TOTAL	RUSH	PASS
Arizona	12	29	5	17	9	28
Atlanta	23	26	18	29	26	23
Baltimore	22	16	23	6	2	20
Buffalo	30	15	30	31	25	29
Carolina	29	14	29	16	18	17
Chicago	27	30	15	28	24	27
Cincinnati	10	24	7	27	21	26
Cleveland	8	10	12	30	27	24
Dallas	3	17	4	9	6	13
Denver	11	9	13	19	30	7
Detroit	19	31	9	32	23	31
Green Bay	2	21	2	11	14	12
Houston	14	22	11	24	19	25
Indianapolis	5	18	6	3	15	2
Jacksonville	7	2	17	12	11	15
Kansas City	31	32	20	13	28	5
MIAMI	28	23	24	23	32	4
Minnesota	13	*1	28	20	*1	32
New England	*1	13	*1	4	10	6
New Orleans	4	28	3	26	13	30
N.Y. Giants	16	4	21	7	8	11
N.Y. Jets	26	19	25	18	29	9
Oakland	25	6	31	22	31	8
Philadelphia	6	8	10	10	7	18
Pittsburgh	17	3	22	*1	3	3
St. Louis	24	25	19	21	20	21
San Diego	20	7	26	14	16	14
San Francisco	32	27	32	25	22	22
Seattle	9	20	8	15	12	19
Tampa Bay	18	11	16	2	17	*1
Tennessee	21	5	27	5	5	10
Washington	15	12	14	8	4	16

* = NFL leader

T = Tied for position

2007 GAME-BY-GAME OFFENSE

2007 MIAMI DOLPHINS OFFENSIVE STATISTICS

	1st DOWNS		3rd DOWNS		TOTAL OFFENSE		RUSHING		PASSING							PEN.		SCORING						TIME OF POSSESSION	FUM.-NO./LOST						
	TOTAL	RUSH	PASS	PENALTY	ATT.	CONV.	NET YARDS	PLAYS	AVG.	YARDS	ATT.	AVG.	NET YARDS	SACKS	YDS. LOST	GROSS YDS.	ATT.	COMP.	INT.	NO.	LOST	POINTS	TD RUSH	TD PASS	TD RETURN	PAT/ATT.	FG/ATT.				
9/9	at Washington	13-16*	17	3	12	2	13	4	273	60	4.6	66	20	3.3	207	2	12	219	38	24	0	8	61	13	0	1	0	1/1	2/2	30:33	1/1
9/16	DALLAS	20-37	21	5	15	1	12	6	334	63	5.3	61	21	2.9	273	2	14	287	40	23	4	7	57	20	0	2	0	2/2	2/2	24:57	2/1
9/23	at N.Y. Jets	28-31	28	9	17	2	9	3	424	60	7.1	112	23	4.9	312	1	6	318	36	23	1	9	56	28	2	1	0	2/2	2/2	28:10	0/0
9/30	OAKLAND	17-35	13	6	7	0	11	3	278	47	5.9	141	20	7.1	137	2	21	158	25	14	2	5	34	17	1	1	0	2/2	1/1	24:33	0/0
10/7	at Houston	19-22	17	7	9	1	11	5	285	55	5.2	137	25	5.5	148	1	8	156	29	16	1	6	50	19	1	0	0	1/1	4/4	28:50	1/0
10/14	at Cleveland	31-41	24	13	10	1	14	7	356	68	5.2	110	23	4.8	246	2	10	256	43	24	2	8	90	31	2	2	0	4/4	1/1	29:38	0/0
10/21	NEW ENGLAND	28-49	25	12	13	0	13	4	382	70	5.5	179	30	6.0	203	3	33	236	37	24	1	4	41	28	3	0	1	4/4	0/0	35:05	1/1
10/28	N.Y. GIANTS	10-13	18	6	10	2	13	6	245	59	4.2	126	26	4.8	119	3	30	149	30	17	0	7	61	10	1	0	0	1/1	1/2	27:55	3/2
11/11	BUFFALO	10-13	15	10	5	0	19	9	269	68	4.0	143	38	3.8	126	1	5	131	29	16	0	7	39	10	1	0	0	1/1	1/1	36:59	0/0
11/18	at Philadelphia	7-17	9	5	4	0	11	2	186	47	4.0	77	25	3.1	109	0	0	109	22	9	0	3	15	7	0	0	1	1/1	0/1	25:11	1/0
11/26	at Pittsburgh	0-3	9	4	5	0	12	3	159	51	3.1	49	23	2.1	110	4	22	132	24	14	0	4	19	0	0	0	0	0/0	0/0	25:46	2/2
12/2	N.Y. JETS	13-40	12	4	8	0	16	6	187	60	3.1	37	18	2.1	150	3	27	177	39	23	3	4	42	13	0	0	1	1/1	2/2	25:00	3/2
12/9	at Buffalo	17-38	18	6	9	3	16	4	285	70	4.1	65	21	3.1	220	5	27	247	44	23	2	6	55	17	2	0	0	2/2	1/1	29:30	8/3
12/16	BALTIMORE	22-16*	21	5	15	1	19	10	360	73	4.9	72	29	2.5	288	5	27	315	39	23	0	4	25	22	1	0	1	1/1	3/3	35:33	1/0
12/23	at New England	7-28	15	5	9	1	16	4	241	70	3.4	108	22	4.9	133	7	38	171	41	18	0	4	32	7	0	1	0	1/1	0/0	31:44	1/0
12/30	CINCINNATI	25-38	21	7	14	0	13	5	336	68	4.9	86	25	3.4	250	1	8	258	42	27	0	5	55	25	1	2	0	2/2	1/1	31:41	1/1

* - Overtime

2007 GAME-BY-GAME DEFENSE

2007 MIAMI DOLPHINS DEFENSIVE STATISTICS

	1st DOWNS			3rd DOWNS	TOTAL OFFENSE		RUSHING		PASSING								PEN.		SCORING						TIME OF POSSESSION	FUM.-NO./LOST				
	TOTAL	RUSH	PASS	PENALTY	ATT.	CONV.	NET YARDS	PLAYS	AVG.	YARDS	ATT.	AVG.	NET YARDS	SACKS	YDS. LOST	GROSS YDS.	ATT.	COMP.	INT.	NO.	LOST	POINTS	TD RUSH	TD PASS			TD RETURN	PAT/ATT.	FG/ATT.	
9/9 at Washington	13-16*	19	10	9	0	14	7	400	64	6.3	191	41	4.7	209	2	13	222	21	12	2	7	65	16	1	0	0	1/1	3/3	35:03	2/0
9/16 DALLAS	20-37	19	6	11	2	14	5	352	66	5.3	166	36	4.6	186	1	0	186	29	14	0	11	101	37	2	2	0	4/4	3/3	35:03	1/0
9/23 at N.Y. Jets	28-31	22	9	10	3	13	8	256	61	4.2	141	38	3.7	115	1	9	124	22	15	0	5	26	31	1	2	1	4/4	1/1	31:50	0/0
9/30 OAKLAND	17-35	21	15	4	2	15	9	369	62	6.0	299	49	6.1	70	1	5	75	12	5	0	2	15	35	3	2	0	5/5	0/0	35:07	2/1
10/7 at Houston	19-22	20	6	12	2	12	6	352	64	5.5	74	28	2.6	278	2	16	294	34	20	1	6	67	22	1	0	1	1/1	5/5	31:10	1/1
10/14 at Cleveland	31-41	24	9	14	1	12	8	384	61	6.3	140	35	4.0	244	1	1	245	25	18	0	5	32	41	2	3	0	5/5	2/2	30:22	2/1
10/21 NEW ENGLAND	28-49	23	5	17	1	7	3	443	51	8.7	84	22	3.8	359	1	10	369	28	22	1	5	40	49	0	6	1	7/7	0/0	24:55	0/0
10/28 N.Y. GIANTS	10-13	19	13	4	2	11	3	238	60	4.0	189	37	5.1	49	1	10	59	22	8	0	7	60	13	1	0	0	1/1	2/3	32:05	3/1
11/11 BUFFALO	10-13	15	4	10	1	10	2	214	50	4.3	63	25	2.5	151	2	6	157	23	12	1	2	10	13	1	0	0	0/0	1/1	23:01	2/0
11/18 at Philadelphia	7-17	20	12	8	0	16	8	352	69	5.1	202	39	5.2	150	0	0	150	30	16	3	4	40	17	1	1	0	2/2	1/1	34:49	0/0
11/26 at Pittsburgh	0-3	13	3	10	0	12	4	216	55	3.9	84	29	2.9	132	5	33	165	21	18	1	3	30	3	0	0	0	0/0	1/2	34:14	1/0
12/2 N.Y. JETS	13-40	20	9	11	0	18	10	372	70	5.3	163	40	4.1	209	6	27	236	24	15	2	2	11	40	3	1	0	4/4	4/4	35:00	1/1
12/9 at Buffalo	17-38	20	11	6	3	12	4	389	63	6.2	224	40	5.6	165	0	0	165	23	11	0	8	64	38	0	4	1	5/5	1/2	30:30	2/1
12/16 BALTIMORE	22-16*	21	9	11	1	18	9	345	70	4.9	163	36	4.5	182	4	26	208	30	15	1	1	5	16	0	1	0	1/1	3/5	31:13	0/0
12/23 at New England	7-28	19	5	12	2	14	7	400	61	6.6	196	25	7.8	204	3	11	215	33	18	2	2	18	28	1	3	0	4/4	0/0	28:16	2/2
12/30 CINCINNATI	25-38	23	3	16	4	10	5	393	56	7.0	77	24	3.2	316	0	0	316	32	23	1	3	20	38	1	3	1	5/5	1/1	28:19	1/0

* - Overtime

2007 GAME-BY-GAME RUSHING

2007 MIAMI DOLPHINS' INDIVIDUAL RUSHING STATISTICS (ATTEMPTS-YARDS GAINED-LONGEST-TOUCHDOWNS)

DATE	OPPONENT	SCORE	BROWN	CHATMAN	L. BOOKER	GADO	LEMON	COBBS	GREEN
9/9	at Washington	13-16*	11-32-12-0	7-15-4-0	(Inactive)	(Not On Roster)	(Did Not Play)	0-0-0-0	0-0-0-0
9/16	DALLAS	20-37	11-33-12-0	3-27-11-0	(Inactive)	(Not On Roster)	(Did Not Play)	0-0-0-0	5-9-5-0
9/23	at N.Y. Jets	28-31	23-112-13-2	0-0-0-0	(Inactive)	(Not On Roster)	(Did Not Play)	0-0-0-0	0-0-0-0
9/30	OAKLAND	17-35	15-134-60-1	3-2-5-0	(Inactive)	(Not On Roster)	(Did Not Play)	0-0-0-0	0-0-0-0
10/7	at Houston	19-22	23-114-22-1	0-0-0-0	(Inactive)	(Not On Roster)	0-0-0-0	0-0-0-0	2-23-23-0
10/14	at Cleveland	31-41	19-101-15-0	0-0-0-0	(Inactive)	(Not On Roster)	4-9-51-2	0-0-0-0	(Inactive)
10/21	NEW ENGLAND	28-49	17-76-19-0	7-73-30-1	(Inactive)	(Not On Roster)	3-16-8-1	3-14-12-1	(Injured Reserve)
10/28	N.Y. GIANTS	10-13	(Injured Reserve)	16-79-22-0	(Did Not Play)	(Not On Roster)	5-28-11-0	4-19-6-0	(Injured Reserve)
11/11	BUFFALO	10-13	(Injured Reserve)	27-124-23-0	0-0-0-0	(Inactive)	6-17-10-1	3-2-3-0	(Injured Reserve)
11/18	at Philadelphia	7-17	(Injured Reserve)	22-72-17-0	0-0-0-0	(Inactive)	(Did Not Play)	1-2-2-0	(Injured Reserve)
11/26	at Pittsburgh	0-3	(Injured Reserve)	11-17-10-0	(Inactive)	(Not On Roster)	(Did Not Play)	4-10-4-0	(Injured Reserve)
12/2	N.Y. JETS	13-40	(Injured Reserve)	11-26-8-0	1-6-6-0	2-2-2-0	(Did Not Play)	0-0-0-0	(Injured Reserve)
12/9	at Buffalo	17-38	(Injured Reserve)	(Inactive)	4-13-7-0	12-52-201-2	4-4-3-0	0-0-0-0	(Injured Reserve)
12/16	BALTIMORE	22-16*	(Injured Reserve)	(Inactive)	8-17-7-0	18-43-71-1	3-12-8-0	0-0-0-0	(Injured Reserve)
12/23	at New England	7-28	(Injured Reserve)	9-38-17-0	8-56-22-0	2-5-3-0	3-9-3-0	(Inactive)	(Injured Reserve)
12/30	CINCINNATI	25-38	(Injured Reserve)	12-42-11-0	7-33-16-0	1-2-2-0	3-7-3-0	0-0-0-0	(Injured Reserve)

OTHERS: WILLIAMS: 6-15-6-0 at Pittsburgh (11/26). **BECK:** 2-3-3-0 at Philadelphia (11/18); 1-8-8-0 at Pittsburgh (11/26); 3-3-2-0 vs. New York Jets (12/2); 1-(-4)-0 at Buffalo (12/9); 2-2-21-1 vs. Cincinnati (12/30). **M. BOOKER:** 1-12-12-0 at Washington (9/9); 1-0-0-0 vs. N.Y. Giants (10/28). **MAUIA:** 2-5-3-0 vs. Oakland (9/30); 1-0-0-0 vs. Buffalo (11/11); 1-0-0-0 vs. N.Y. Jets (12/2). **GINN:** 1-7-7-0 at Washington (9/9); 1-(-3)-(-3)-0 vs. Dallas (9/16); 1-0-0-0 vs. Buffalo (11/11); 1-(-1)-1)-0 at Pittsburgh (11/26). **CHAMBERS:** 1-(-5)-(-5)-0 vs. Dallas (9/16).

*-Overtime

2007 GAME-BY-GAME RECEIVING

2007 MIAMI DOLPHINS' INDIVIDUAL RECEIVING STATISTICS

(NUMBER-YARDS GAINED-LONGEST-TOUCHDOWNS)

DATE	OPPONENT	SCORE	M. BOOKER	BROWN	GINN	MARTIN	CHAMBERS	HAGAN	PEELLE	L. BOOKER
9/9	at Washington	13-16*	3-20-8-0	6-40-15-0	0-0-0-0	1-7-7-0	6-92-28-0	0-0-0-0	2-12-11-1	(Inactive)
9/16	DALLAS	20-37	4-79-26-1	2-36-24-0	0-0-0-0	2-15-12-0	9-109-24-0	2-33-21t-1	0-0-0-0	(Inactive)
9/23	at N.Y. Jets	28-31	5-60-20-0	6-99-43-1	1-15-15-0	3-31-14-0	6-101-26-0	1-9-9-0	1-3-3-0	(Inactive)
9/30	OAKLAND	17-35	1-8-8-0	6-73-23-0	0-0-0-0	1-6-6-0	2-21-13-0	0-0-0-0	3-45-35-1	(Inactive)
10/7	at Houston	19-22	5-45-11-0	5-39-21-0	1-36-36-0	2-12-9-0	2-19-10-0	0-0-0-0	1-5-5-0	(Inactive)
10/14	at Cleveland	31-41	2-34-25-0	9-69-14-0	1-32-32-0	3-18-14t-2	6-73-23-0	3-30-15-0	0-0-0-0	(Inactive)
10/21	NEW ENGLAND	28-49	3-28-19-0	5-33-12-0	3-37-15-0	3-22-11-0	(Not On Roster)	4-56-20-0	4-42-13-0	(Inactive)
10/28	N.Y. GIANTS	10-13	3-31-12-0	(Injured Reserve)	1-21-21t-1	(Inactive)	(Not On Roster)	2-27-15-0	6-42-10-0	(Did Not Play)
11/11	BUFFALO	10-13	2-16-12-0	(Injured Reserve)	1-12-12-0	4-34-11-0	(Not On Roster)	2-29-21-0	2-15-9-0	0-0-0-0
11/18	at Philadelphia	7-17	1-19-19-0	(Injured Reserve)	4-52-22-0	1-7-7-0	(Not On Roster)	0-0-0-0	2-27-21-0	0-0-0-0
11/26	at Pittsburgh	0-3	5-54-21-0	(Injured Reserve)	3-35-15-0	2-35-21-0	(Not On Roster)	0-0-0-0	2-3-2-0	(Inactive)
12/2	N.Y. JETS	13-40	4-36-18-0	(Injured Reserve)	3-19-10-0	4-22-8-0	(Not On Roster)	2-14-9-0	1-11-11-0	6-63-22-0
12/9	at Buffalo	17-38	(Inactive)	(Injured Reserve)	4-67-54-0	2-11-9-0	(Not On Roster)	8-93-21-0	1-1-1-0	6-34-11-0
12/16	BALTIMORE	22-16*	8-88-19-0	(Injured Reserve)	1-14-14-0	0-0-0-0	(Not On Roster)	3-38-21-0	0-0-0-0	6-60-22-0
12/23	at New England	7-28	3-29-13-0	(Injured Reserve)	4-27-10-0	2-31-28-0	(Not On Roster)	0-0-0-0	2-7-5-0	3-26-13-0
12/30	CINCINNATI	25-38	1-9-9-0	(Injured Reserve)	7-53-13-1	4-52-19-0	(Not On Roster)	2-44-22t-1	2-15-13-0	7-54-18-0

OTHERS: CHATMAN: 6-48-22-0 at Washington (9/9); 4-15-7-0 vs. Dallas (9/16); 1-9-9-0 vs. New England (10/21); 3-21-9-0 vs. N.Y. Giants (10/28); 5-25-9-0 vs. Buffalo (11/11); 1-4-4-0 at Philadelphia (11/18); 1-(-)-(-)-0 at Pittsburgh (11/18); 2-10-6-0 vs. N.Y. Jets (12/2); 2-25-22-0 at New England (12/23); 2-8-4-0 vs. Cincinnati (12/30). CAMARILLO: 1-2-2-0 vs. N.Y. Jets (12/2); 3-109-64t-1 vs. Baltimore (12/16); 2-26-21t-1 at New England (12/23); 2-23-13-0 vs. Cincinnati (12/30). GADO: 2-41-35-0 at Buffalo (12/9); 2-6-4-0 vs. Baltimore (12/16). MAUIA: 1-5-5-0 vs. Oakland (9/30); 1-0-0-0 vs. N.Y. Giants (10/28). HALTERMAN: 1-7-7-0 vs. N.Y. Giants (10/28). HADNOT: 0-(-)-(-)-0 at Pittsburgh (11/26).

*-Overtime

2007 TEAM PASSING

TRENT GREEN

DATE	OPPONENT	ATT	COM	YDS	PCT	TD	INT	LG	SKD	RATING
9/9	at Washington	38	24	219	63.2	1	0	28	2/12	87.5
9/16	DALLAS	40	23	287	57.5	2	4	26	2/14	57.0
9/23	at N.Y. Jets	36	23	318	63.9	1	1	43	1/6	89.8
9/30	OAKLAND	25	14	158	56.0	1	2	35	2/21	55.1
10/7	at Houston	2	1	5	50.0	0	0	5	0/0	56.3
10/14	at Cleveland	(INACTIVE)								
10/21	NEW ENGLAND	(INJURED RESERVE)								
10/28	N.Y. GIANTS	(INJURED RESERVE)								
11/11	BUFFALO	(INJURED RESERVE)								
11/18	at Philadelphia	(INJURED RESERVE)								
11/26	at Pittsburgh	(INJURED RESERVE)								
12/2	N.Y. JETS	(INJURED RESERVE)								
12/9	at Buffalo	(INJURED RESERVE)								
12/16	BALTIMORE	(INJURED RESERVE)								
12/23	at New England	(INJURED RESERVE)								
12/30	CINCINNATI	(INJURED RESERVE)								

CLEO LEMON

DATE	OPPONENT	ATT	COM	YDS	PCT	TD	INT	LG	SKD	RATING
9/9	at Washington	(DID NOT PLAY)								
9/16	DALLAS	(DID NOT PLAY)								
9/23	at N. Y. Jets	(DID NOT PLAY)								
9/30	OAKLAND	(DID NOT PLAY)								
10/7	at Houston	27	15	151	55.6	0	1	36	1/8	56.3
10/14	at Cleveland	43	24	256	55.8	2	2	32	2/10	69.5
10/21	NEW ENGLAND	37	24	236	64.9	0	1	20	3/33	71.5
10/28	N.Y. GIANTS	30	17	149	56.7	1	0	21t	3/30	81.1
11/11	BUFFALO	29	16	131	55.2	0	0	21	1/5	66.9
11/18	at Philadelphia	(DID NOT PLAY)								
11/26	at Pittsburgh	(DID NOT PLAY)								
12/2	N.Y. JETS	(DID NOT PLAY)								
12/9	at Buffalo	42	22	241	52.4	0	2	54	2/7	49.8
12/16	BALTIMORE	39	23	315	59.0	1	0	64t	5/27	93.4
12/23	at New England	41	18	171	43.9	1	0	28	7/38	64.2
12/30	CINCINNATI	21	14	123	66.7	1	0	19	1/8	97.9

JOHN BECK

DATE	OPPONENT	ATT	COM	YDS	PCT	TD	INT	LG	SKD	RATING
9/9	at Washington	(THIRD QUARTERBACK)								
9/16	DALLAS	(THIRD QUARTERBACK)								
9/23	at New York Jets	(THIRD QUARTERBACK)								
9/30	OAKLAND	(THIRD QUARTERBACK)								
10/7	at Houston	(THIRD QUARTERBACK)								
10/14	at Cleveland	(DID NOT PLAY)								
10/21	NEW ENGLAND	(DID NOT PLAY)								
10/28	NEW YORK GIANTS	(DID NOT PLAY)								
11/11	BUFFALO	(DID NOT PLAY)								
11/18	at Philadelphia	22	9	109	40.9	0	0	22	0/0	56.8
11/26	at Pittsburgh	23	14	132	60.9	0	0	21	4/22	76.7
12/2	N.Y. JETS	39	23	177	59.0	0	3	22	3/27	38.1
12/9	at Buffalo	2	1	6	50.0	0	0	6	3/20	56.3
12/16	BALTIMORE	(DID NOT PLAY)								
12/23	at New England	(DID NOT PLAY)								
12/30	CINCINNATI	21	13	135	61.9	1	0	22t	0/0	0.0

OTHER: BOOKER 0 of 1 at Pittsburgh (11/26).

2007 GAME-BY-GAME TACKLES

Player vs.	WAS	DAL	NYJ	OAK	HOU	CLE	NE	NYG	BUF	PHI	PIT	NYJ	BUF	BAL	NE	CIN
Allen, J.	0	0	0	0	0	0	2	5	4	5	6	6	8	7	3	7
Allen, W.	6	3	5	4	5	3	1	5	1	2	5	4	6	4	4	4
Bell	5	IR	IR	IR	IR	IR	IR	IR	IR	IR	IR	IR	IR	IR	IR	IR
Bryan	IN	IN	IN	IN	IN	0	0	0	0	0	0	0	2	0	6	0
Crowder	8	8	9	3	IN	2	2	8	8	12	12	6	IN	IN	IR	IR
Daniels	6	2	5	0	1	0	1	0	0	1	1	1	7	0	2	0
Darius	NR	1	IN	9	IN	3	NR	NR	NR	NR	NR	NR	NR	NR	NR	NR
Fifita	IN	0	IN	IN	1	0	0	1	0	0	1	1	3	1	0	3
Goodman	IN	IN	2	0	0	1	1	1	0	1	4	4	2	2	2	IR
Hill	2	5	6	5	4	5	5	IR	IR	IR	IR	IR	IR	IR	IR	IR
Holiday	6	5	4	0	IN	IN	IN	IN	3	3	5	1	5	1	5	4
Lehan	1	0	7	3	2	5	4	4	0	5	6	5	IN	4	2	8
Miles	0	0	0	0	0	0	0	0	0	0	0	0	0	2	0	0
Moses	NR	NR	NR	NR	NR	NR	NR	IN	2	0	1	2	0	2	1	0
Page	2	1	1	1	0	IR	IR	IR	IR	IR	IR	IR	IR	IR	IR	IR
Pope	0	0	1	8	2	0	0	4	4	4	2	3	8	5	8	8
Porter	3	2	4	4	3	4	4	2	6	7	8	5	3	2	5	3
Robinson	NR	NR	NR	NR	NR	NR	0	0	IN	1	1	IN	2	1	0	DNP
Roth	5	5	1	6	2	2	4	6	2	IN	IN	4	IN	1	2	4
Schulters	NR	NR	NR	NR	NR	NR	NR	0	1	0	DNP	8	7	7	6	6
Smith	PS	PS	PS	PS	PS	PS	PS	PS	PS	PS	PS	PS	0	0	0	1
Solai	0	IN	1	1	0	0	0	DNP	DNP	0	0	1	DNP	IN	IN	IN
Spragan	0	0	11	3	0	0	0	1	3	0	1	0	1	4	4	1
Taylor	5	3	4	4	6	4	0	0	3	2	3	5	5	4	7	1
Thomas	13	10	IN	IN	9	12	8	IN	IN	IN	IN	IN	IN	IR	IR	IR
Tillman	1	5	4	IN	IN	IN	IN	IN	IN	IR	IR	IR	IR	IR	IR	IR
Traylor	4	2	3	3	8	4	3	2	2	0	3	1	4	3	2	IN
Worrell	3	2	0	0	11	7	7	6	2	7	4	1	IR	IR	IR	IR
Wright, R.	IN	IN	IN	4	3	2	2	1	1	3	7	4	4	5	1	0

LEGEND

DNP = DID NOT PLAY NR = NOT ON ROSTER IN = INACTIVE IR = INJURED RESERVE PS = PRACTICE SQUAD

2007 GAME-BY-

OFFENSE

GAME	WR	LT	LG	C	RG
at Washington	Booker, M.	Carey	Liwienski	Satele	Hadnot
DALLAS	Booker, M.	Carey	Liwienski	Satele	Hadnot
at New York Jets	Booker, M.	Carey	Liwienski	Satele	Hadnot
OAKLAND	Booker, M.	Carey	Liwienski	Satele	Hadnot
at Houston	Booker, M.	Carey	Liwienski	Satele	Hadnot
at Cleveland	Booker, M.	Carey	Liwienski	Satele	Hadnot
NEW ENGLAND	Booker, M.	Carey	Liwienski	Satele	Hadnot
NEW YORK GIANTS	Booker, M.	Carey	Liwienski	Satele	Hadnot
BUFFALO	Booker, M.	Carey	Liwienski	Satele	Hadnot
at Philadelphia	Booker, M.	Carey	Liwienski	Satele	Hadnot
at Pittsburgh	Booker, M.	Carey	Liwienski	Satele	Hadnot
NEW YORK JETS	Booker, M.	Carey	Liwienski	Satele	Hadnot
at Buffalo	Hagan	Carey	Lekkerkerker	Satele	Hadnot
BALTIMORE	Booker, M.	Carey	Lekkerkerker	Satele	Hadnot
at New England	Booker, M.	Carey	Liwienski	Satele	Hadnot
vs. Cincinnati	Booker, M.	Carey	Liwienski	Satele	Hadnot

DEFENSE

GAME	LE	NT	DT	RE	LB
at Washington	Roth	Traylor	Holliday	Taylor	Crowder
DALLAS	Roth	Traylor	Holliday	Taylor	Crowder
at New York Jets	Porter	Traylor	Holliday	Taylor	Crowder
OAKLAND	Roth	Traylor	Holliday	Taylor	Crowder
at Houston	Roth	Traylor	Wright, R.	Taylor	Pope
at Cleveland	Roth	Traylor	Wright, R.	Taylor	Crowder
NEW ENGLAND	Roth	Traylor	Wright, R.	Taylor	Goodman-DB
NEW YORK GIANTS	Roth	Traylor	Wright, R.	Taylor	Crowder
BUFFALO	Roth	Traylor	Holliday	Taylor	Crowder
at Philadelphia	Holliday	Traylor	Wright, R.	Taylor	Crowder
at Pittsburgh	Holliday	Traylor	Wright, R.	Taylor	Crowder
NEW YORK JETS	Holliday	Traylor	Wright, R.	Taylor	Crowder
at Buffalo	Holliday	Traylor	Wright, R.	Taylor	Spragan
BALTIMORE	Holliday	Traylor	Wright, R.	Taylor	Spragan
at New England	Porter	Moses	Holliday	Taylor	Goodman-DB
CINCINNATI	Roth	Fifita	Holliday	Taylor	Spragan

GAMES PLAYED-STARTED-DID NOT PLAY-INACTIVE: Alabi 9-0-3-4; Allen, J. 16-9-0-0; Allen, W. 16-16-0-0; Beck 5-4-6-5; Bell 1-1-0-0; Booker, L. 7-1-1-8; Booker, M. 15-15-0-1; Bramlet 0-0-0-2; Brown 7-7-0-0; Bryan 12-0-0-4; Bryant 1-0-0-8; Camarillo 15-0-0-1; Carey 16-16-0-0; Chambers 6-5-0-0; Chatman 14-6-0-2; Cobbs 14-0-0-2; Crowder 11-10-0-3; Daniels 16-5-0-0; Darius 3-2-0-2; Denney 16-0-0-0; Feely 16-0-0-0; Fields 16-0-0-0; Fifita 13-1-0-3; Gado 5-2-0-2; Gbaja-Biamila 1-0-0-0; Ginn 16-9-0-0; Goodman 13-4-0-2; Green 5-5-0-1; Hadnot 16-16-0-0; Hagan 16-1-0-0; Halterman 9-0-0-0; Harris 1-0-1-5; Hill 7-7-0-0; Holliday 12-12-0-4; Lehan 15-14-0-1; Lekkerkerker 11-2-5-0; Lemon 9-7-7-0; Liwienski 16-14-0-0; Mahelona 0-0-0-1; Martin 15-15-0-1; Mauia 16-9-0-0; Miles 16-0-0-0; Moses 7-1-1-1; Mruczkowski 15-0-1-0; Ninkovich 4-0-0-12; Page 6-0-0-0; Peelle 16-10-0-0; Perry 4-0-0-4; Pope 16-9-0-0; Porter 16-15-0-0; Rayburn 0-0-0-3; Reed 1-0-1-4; Robinson 6-0-2-2; Roth 13-9-0-3; Satele 16-16-0-0; Schulters 7-4-2-0; Shelton 16-16-0-0; Smith 4-0-0-0; Soliai 8-0-4-4; Spragan 16-6-0-0; Taylor 16-16-0-0; Thomas 5-5-0-7; Thompson 3-0-0-1; Tillman 3-1-0-6; Traylor 15-14-0-1; Washington 3-0-0-1; Williams 1-0-0-0; Wilson 0-0-0-4; Worrell 12-7-0-0; Wright, A. 0-0-0-8; Wright, R. 13-9-0-3.

OPEN AND SHUT

In 2008, the Dolphins will commence the regular season on Sunday, September 7 when they play host to the New York Jets at Dolphin Stadium. They also will wrap up the regular season against the Jets when they visit the Meadowlands on Sunday, December 28. It will mark the fourth time in their history that the Dolphins will have ended the regular season against the same team with whom they opened. It also has happened in 1974 (New England), 1977 (Buffalo) and 1987 (New England). This will also be the ninth time that the Dolphins and Jets have concluded the regular season against one another, and just the second that the meeting has taken place in the New York-metropolitan area. The first occurred in 1996 when the Dolphins emerged with a 31-28 victory on December 22.

GAME STARTERS

RT	TE	WR	QB	RB	FB/WR/TE
Shelton	Martin	Chambers	Green	Brown	Peelle-TE
Shelton	Martin	Chambers	Green	Brown	Mauia
Shelton	Martin	Peelle-TE	Green	Brown	Mauia
Shelton	Martin	Chambers	Green	Brown	Mauia
Shelton	Martin	Chambers	Green	Brown	Mauia
Shelton	Martin	Chambers	Lemon	Brown	Ginn-WR
Shelton	Martin	Ginn	Lemon	Brown	Mauia
Shelton	Peelle	Ginn	Lemon	Chatman	Mauia
Shelton	Martin	Ginn	Lemon	Chatman	Mauia
Shelton	Martin	Peelle-TE	Beck	Chatman	Mauia
Shelton	Martin	Peelle-TE	Beck	Chatman	Mauia
Shelton	Martin	Ginn	Beck	Chatman	Peelle-TE
Shelton	Martin	Ginn	Beck	Gado	Peelle-TE
Shelton	Martin	Ginn	Lemon	Gado	Peelle-TE
Shelton	Martin	Ginn	Lemon	Chatman	Peelle-TE
Shelton	Martin	Ginn	Lemon	Booker, L.	Peelle-TE

LB	LB	CB	CB	S	S
Thomas	Lehan-DB	Allen, W.	Daniels	Bell	Hill
Thomas	Porter	Allen, W.	Daniels	Tillman	Hill
Spragan	Goodman-DB	Allen, W.	Lehan	Daniels	Hill
Pope	Porter	Allen, W.	Lehan	Darius	Hill
Thomas	Porter	Allen, W.	Lehan	Worrell	Hill
Thomas	Porter	Allen, W.	Lehan	Darius	Hill
Thomas	Porter	Allen, W.	Lehan	Worrell	Hill
Pope	Porter	Allen, W.	Lehan	Worrell	Allen, J.
Pope	Porter	Allen, W.	Lehan	Worrell	Allen, J.
Pope	Porter	Allen, W.	Lehan	Worrell	Allen, J.
Spragan	Porter	Allen, W.	Lehan	Worrell	Allen, J.
Porter	Goodman-DB	Allen, W.	Lehan	Worrell	Allen, J.
Pope	Porter	Allen, W.	Daniels	Schulters	Allen, J.
Pope	Porter	Allen, W.	Lehan	Schulters	Allen, J.
Pope	Daniels-DB	Allen, W.	Lehan	Schulters	Allen, J.
Pope	Porter	Allen, W.	Lehan	Schulters	Allen, J.

INACTIVES: WASHINGTON: Beck, Booker, L., Bryan, Fifita, Goodman, Ninkovich, Wright, A., Wright, R. DALLAS: Beck, Booker, L., Bryan, Goodman, Soliai, Thompson, Wright, A., Wright, R. N.Y. JETS: Beck, Booker, L., Bryan, Darius, Fifita, Thomas, Wright, A., Wright, R. OAKLAND: Beck, Booker, L., Bryan, Fifita, Ninkovich, Thomas, Wright, A. HOUSTON: Beck, Booker, L., Crowder, Darius, Holliday, Ninkovich, Tillman, Wright, A. CLEVELAND: Booker, L., Camarillo, Green, Holliday, Ninkovich, Rayburn, Tillman, Wright, A. NEW ENGLAND: Booker, L., Bryant, Holliday, Mahelona, Ninkovich, Rayburn, Tillman, Wright, A. N.Y. GIANTS: Bryant, Holliday, Martin, Moses, Rayburn, Thomas, Tillman, Wright, A. BUFFALO: Bryant, Gado, Ninkovich, Perry, Reed, Robinson, Thomas, Tillman. PHILADELPHIA: Bryant, Gado, Harris, Ninkovich, Perry, Reed, Roth, Thomas. PITTSBURGH: Booker, L., Bryant, Harris, Ninkovich, Perry, Reed, Roth, Thomas. N.Y. JETS: Alabi, Bryant, Harris, Ninkovich, Perry, Reed, Robinson, Thomas. BUFFALO: Booker, M., Bryant, Chatman, Crowder, Lehan, Roth, Washington, Wilson. BALTIMORE: Alabi, Bryant, Chatman, Crowder, Harris, Ninkovich, Soliai, Wilson. NEW ENGLAND: Alabi, Bramlet, Bryant, Cobbs, Harris, Ninkovich, Soliai, Wilson. CINCINNATI: Alabi, Bramlet, Cobbs, Ndukwue, Ninkovich, Soliai, Traylor, Wilson.

CONTRIBUTING AT AN EARLY AGE

In 2007, each of the Dolphins' first four draft picks and five overall started at least one game. This included nine by WR Ted Ginn, Jr. (D1), four by QB John Beck (D2a), 16 by C Samson Satele (D2b), one by RB Lorenzo Booker (D3) and nine by FB Reagan Mauia (D6a). It marked the first time in franchise history that the Dolphins' top four draft picks started a minimum of one game in their rookie season. Overall, six different rookies started at least one game for the Dolphins last year (Quentin Moses), the most since nine rookies opened a minimum of one game in 1996.

2007 INDIVIDUAL GAME STATUS

NAME	WAS	DAL	NYJ	OAK	HOU	CLE	NE	NYG	BUF	PHI	PIT	NYJ	BUF	BAL	NE	CIN
Alabi	PL	PL	PL	DNP	PL	PL	PL	PL	PL	PL	PL	PL	DNP	IN	IN	IN
Allen, J.	PL	PL	PL	PL	PL	PL	PL	S	S	S	S	S	S	S	S	S
Allen, W.	CB	CB	CB	CB	CB	CB	CB	CB	CB	CB	CB	CB	CB	CB	CB	CB
Beck	3QB	3QB	3QB	3QB	3QB	DNP	DNP	DNP	DNP	QB	QB	QB	QB	DNP	DNP	PL
Bell	S	IR	IR	IR	IR	IR	IR	IR	IR	IR	IR	IR	IR	IR	IR	IR
Booker, L.	IN	IN	IN	IN	IN	IN	IN	DNP	PL	PL	IN	PL	PL	PL	PL	RB
Booker, M.	WR	WR	WR	WR	WR	WR	WR	WR	WR	WR	WR	WR	WR	WR	WR	WR
Bramlet	NR	NR	NR	NR	NR	NR	NR	PS	PS	PS	PS	PS	PS	PS	3QB	3QB
Brown	RB	RB	RB	RB	RB	RB	RB	IR	IR	IR	IR	IR	IR	IR	IR	IR
Bryan	IN	IN	IN	IN	PL	PL	PL	PL	PL	PL	PL	PL	PL	PL	PL	PL
Bryant	NR	NR	NR	NR	NR	NR	NR	IN	IN	IN	IN	IN	IN	IN	IN	PL
Camarillo	PL	PL	PL	PL	PL	IN	PL	PL	PL	PL	PL	PL	PL	PL	PL	PL
Carey	LT	LT	LT	LT	LT	LT	LT	LT	LT	LT	LT	LT	LT	LT	LT	LT
Chambers	WR	WR	PL	WR	WR	WR	NR	NR	NR	NR	NR	NR	NR	NR	NR	NR
Chatman	PL	PL	PL	PL	PL	PL	PL	RB	RB	RB	RB	IN	IN	IN	RB	PL
Cobbs	PL	PL	PL	PL	PL	PL	PL	PL	PL	PL	PL	PL	PL	PL	IN	IN
Crowder	LB	LB	LB	LB	IN	LB	PL	LB	LB	LB	LB	IN	IN	IN	IR	IR
Daniels	CB	CB	S	PL	PL	PL	PL	PL	PL	PL	PL	PL	CB	PL	DB	PL
Darius	NR	PL	IN	S	IN	S	NR	NR	NR	NR	NR	NR	NR	NR	NR	NR
Denney	PL	PL	PL	PL	PL	PL	PL	PL	PL	PL	PL	PL	PL	PL	PL	PL
Feely	PL	PL	PL	PL	PL	PL	PL	PL	PL	PL	PL	PL	PL	PL	PL	PL
Fields	PL	PL	PL	PL	PL	PL	PL	PL	PL	PL	PL	PL	PL	PL	PL	PL
Fifita	IN	PL	IN	IN	PL	PL	PL	PL	PL	PL	PL	PL	PL	PL	PL	NT
Gado	NR	NR	NR	NR	NR	NR	NR	NR	IN	IN	NR	PL	RB	RB	PL	NR
Gbaja-Biamila	PL	NR	NR	NR	NR	NR	NR	NR	NR	NR	NR	NR	NR	NR	NR	NR
Ginn	PL	PL	PL	PL	PL	WR	WR	WR	WR	PL	PL	WR	WR	WR	WR	WR
Goodman	IN	IN	DB	PL	PL	WR	DB	PL	PL	PL	PL	DB	PL	PL	DB	IR
Green	QB	QB	QB	QB	QB	IN	IR	IR	IR	IR	IR	IR	IR	IR	IR	IR
Hadnot	RG	RG	RG	RG	RG	RG	RG	RG	RG	RG	RG	RG	RG	RG	RG	RG
Hagan	PL	PL	PL	PL	PL	PL	PL	PL	PL	PL	PL	PL	WR	PL	PL	PL
Halterman	PS	PS	PS	PS	PS	PS	PS	PL	PL	PL	PL	PL	PL	PL	PL	PL
Harris	PS	PS	PS	PS	PS	PS	PS	PS	PS	IN	IN	IN	DNP	IN	IN	PL
Hill	S	S	S	S	S	S	S	IR	IR	IR	IR	IR	IR	IR	IR	IR
Holliday	DT	DT	DT	DT	IN	IN	IN	IN	DT	DE	DE	DE	DE	DE	DT	DT
Lehan	DB	PL	CB	CB	CB	CB	CB	CB	CB	CB	CB	CB	IN	CB	CB	CB
Lekkerkerker	PL	PL	PL	DNP	DNP	PL	DNP	PL	DNP	PL	DNP	PL	LG	PL	LG	PL
Lemon	DNP	DNP	DNP	DNP	PL	QB	QB	QB	QB	DNP	DNP	DNP	PL	QB	QB	QB
Liwienski	LG	LG	LG	LG	LG	LG	LG	LG	LG	LG	LG	LG	PL	PL	LG	LG
Mahelona	NR	NR	NR	NR	NR	NR	NR	IN	NR	NR	NR	NR	NR	NR	NR	NR
Martin	TE	TE	TE	TE	TE	TE	TE	IN	TE	TE	TE	TE	TE	TE	TE	TE
Mauia	PL	FB	FB	FB	FB	PL	FB	FB	FB	FB	FB	PL	PL	PL	PL	PL
Miles	PL	PL	PL	PL	PL	PL	PL	PL	PL	PL	PL	PL	PL	PL	PL	PL
Moses	NR	NR	NR	NR	NR	NR	NR	IN	PL	DNP	PL	PL	PL	PL	NT	PL
Mruczkowski	PL	DNP	PL	PL	PL	PL	PL	PL	PL	PL	PL	PL	PL	PL	PL	PL
Ndukwe	NR	NR	NR	NR	NR	NR	NR	NR	NR	NR	NR	NR	NR	NR	NR	NR
Ninkovich	IN	PL	PL	IN	IN	IN	IN	PL	IN	IN	IN	IN	PL	IN	IN	IN
Page	PL	PL	PL	PL	PL	PL	IR	IR	IR	IR	IR	IR	IR	IR	IR	IR
Peelle	TE	PL	TE	PL	PL	PL	PL	TE	PL	TE	TE	TE	TE	TE	TE	TE
Perry	NR	NR	NR	NR	NR	NR	NR	NR	IN	IN	IN	IN	PL	PL	PL	PL
Pope	PL	PL	PL	LB	LB	PL	PL	LB	LB	LB	PL	PL	LB	LB	LB	LB
Porter	PL	LB	DE	LB	LB	LB	LB	LB	LB	LB	LB	LB	LB	LB	DE	LB
Rayburn	NR	NR	NR	NR	NR	IN	IN	NR	NR	NR	NR	NR	NR	NR	NR	NR
Reed	PS	PS	PS	PS	PS	PS	PL	DNP	IN	IN	IN	IN	PS	PS	PS	PS
Robinson	NR	NR	NR	NR	NR	NR	PL	PL	IN	PL	PL	IN	PL	PL	PL	DNP
Roth	DE	DE	PL	DE	DE	DE	DE	DE	DE	IN	IN	IN	IN	PL	PL	DE
Satele	C	C	C	C	C	C	C	C	C	C	C	C	C	C	C	C
Schulters	NR	NR	NR	NR	NR	NR	NR	DNP	PL	PL	PL	DNP	PL	S	S	S
Shelton	RT	RT	RT	RT	RT	RT	RT	RT	RT	RT	RT	RT	RT	RT	RT	RT
Smith	NR	PS	PS	PS	PS	PS	PS	PS	PS	PS	PS	PS	PL	PL	PL	PL
Soliai	PL	IN	PL	PL	PL	PL	PL	DNP	DNP	DNP	DNP	DNP	DNP	IN	IN	IN
Spragan	PL	PL	LB	PL	PL	PL	PL	PL	PL	LB	PL	LB	LB	LB	PL	LB
Taylor	DE	DE	DE	DE	DE	DE	DE	DE	DE	DE	DE	DE	DE	DE	DE	DE
Thomas	LB	LB	IN	IN	LB	LB	LB	IN	IN	IN	IN	IN	IR	IR	IR	IR
Thompson	NR	IN	PL	PL	PL	NR	NR	NR	NR	NR	NR	NR	NR	NR	NR	NR
Tillman	PL	S	PL	IN	IN	IN	IN	IN	IN	IR	IR	IR	IR	IR	IR	IR
Traylor	NT	NT	NT	NT	NT	NT	NT	NT	NT	NT	NT	NT	NT	NT	PL	IN
Washington	NR	NR	NR	NR	NR	NR	NR	NR	NR	NR	NR	NR	NR	IN	PL	PL
Williams	SS	SS	SS	SS	SS	SS	SS	SS	SS	SS	SS	PL	IR	IR	IR	IR
Wilson	PS	PS	PS	PS	PS	PS	PS	PS	PS	PS	PS	PS	PS	IN	IN	IN
Worrell	PL	PL	PL	PL	S	PL	S	S	S	S	S	S	IR	IR	IR	IR
Wright, A.	IN	IN	IN	IN	IN	IN	IN	IN	IR	IR	IR	IR	IR	IR	IR	IR
Wright, R.	IN	IN	IN	PL	DT	DT	DT	DT	PL	DT	DT	DT	DT	DT	PL	PL

LEGEND

PL = PLAYED PS = PRACTICE SQUAD DNP= DID NOT PLAY IR = INJURED RESERVE SS=SUSPENDED
 PP = PHYSICALLY UNABLE TO PERFORM IN = INACTIVE NR = NOT ON ROSTER 3QB = THIRD QUARTERBACK

2007 GAME SUMMARIES

GAME 1

REDSKINS 16, DOLPHINS 13 (OT)
September 9, 2007

FedExField
Landover, MD

The Dolphins dropped their second straight season opener and their fourth in the last five years in what was their first overtime game since 2003. The Redskins opened the scoring 2:46 into the second quarter on a 31-yard field goal by Shaun Suisham, capping a 13-play, 67-yard drive that used 6:42 of the clock. The key play was a 35-yard completion from Jason Campbell to Antwaan Randle El, putting the Redskins at the Dolphins' 38. The Dolphins posted their first points of 2007 on a 1-yard TD pass from Trent Green to Justin Peelle on the final play of the first half. The score culminated an 11-play, 62-yard drive in which Green completed four of six passes, totaling 46 yards, including two for 37 yards to Chris Chambers. Washington took a 10-7 lead on the opening series of the second half on a 19-yard TD run by Clinton Portis, two plays after Campbell connected with Randle El for a 49-yard completion to the Dolphins' 24. The Dolphins tied the game with 3:37 to play in the third quarter on a 20-yard field goal by Jay Feely, capping a nine-play drive which started at the Redskins' 39. Suisham gave the Redskins a three-point lead once again with 5:30 remaining in the contest on a 44-yard field goal, ending a drive that started at the Redskins' 35 following a 15-yard punt return by Randle El. Feely's 36-yard field goal with 1:55 remaining in the game knotted the score at 13 apiece. The key play leading to the tying score was a 28-yard completion from Green to Chambers, putting the Dolphins at the Redskins' 40. Two plays after that completion, the Dolphins had a first-and-goal from the 8 but were forced into the field goal attempt after a pair of penalties pushed them 20 yards back. Washington won the overtime coin toss and proceeded to march 58 yards in 10 plays, leading to a 39-yard field goal by Suisham, 5:36 into the extra period. All but 12 of the 58 yards on the drive were accounted for on the ground, including 34 by Clinton Portis.

MIAMI	0	7	3	3	0	13
WASHINGTON	0	3	7	3	3	16

TEAM	SCORE	DRIVE	QTR	CLOCK	SCORE	
		(Plays/Yards/Time)		TIME	VIS.	HOME
WASH	Suisham 31 field goal	13/67/6:42	2	12:14	0	3
MIA	Peelle 1 pass from Green (Feely kick)	11/62/4:23	2	0:00	7	3
WASH	Portis 19 run (Suisham kick)	6/78/3:13	3	11:47	7	10
MIA	Feely 20 field goal	9/38/4:36	3	3:37	10	10
WASH	Suisham 44 field goal	9/39/6:13	4	5:30	10	13
MIA	Feely 36 field goal	8/62/3:35	4	1:55	13	13
WASH	Suisham 39 field goal	10/58/5:36	OT	9:24	13	16

ATT. – 90,163

	MIAMI	WASHINGTON
First Downs/Total-Rush-Pass-Penalty	17/3-12-2	19/10-9-0
Third Down Efficiency	4-13/30.8	7-14/50.0
Total Yards-Plays-Average	273-60-4.6	400-64-6.3
Rushes-Yards-Average	20-66-3.3	41-191-4.7
Net Yards Passing-Sacked-Yards Lost	207-2-12	209-2-13
Passes Attempted-Completed-Intercepted	38-24-0	21-12-2
Punts/Number-Average	7-42.7	5-48.0
Penalties/Number-Yards	8-61	7-65
Fumbles/Number-Lost	1-1	2-0
Time of Possession	30:33	35:03

INDIVIDUAL STATISTICS

RUSHING – Miami: Brown 11-32; Chatman 7-15; M. Booker 1-12; Ginn 1-7.

Washington: Portis 17-98, 1 TD; Betts 17-59; Campbell 4-29; Sellers 2-8; Randle El 1-(-3).

PASSING – Miami: Green 38-24-0, 219 yards, 1 TD.

Washington: Campbell 21-12-2, 222 yards.

RECEIVING – Miami: Chambers 6-92; Chatman 6-48; Brown 6-40; M. Booker 3-20; Peelle 2-12, 1 TD; Martin 1-7.

Washington: Randle El 5-162; Moss 3-28; Sellers 2-6; Betts 1-16; Cooley 1-10.

INTERCEPTIONS – Miami: Daniels 1-29 yards; Hill 1-24 yards.

Washington: None

OPPONENTS FUMBLE RECOVERIES – Miami: None

Washington: Springs 1-0 yards.

SACKS – Miami: Taylor 1; Thomas 1.

Washington: Carter 1; McIntosh 1.

MISSED FIELD GOALS – Miami: None.

Washington: None.

GAME 2

COWBOYS 37, DOLPHINS 20
September 16, 2007

Dolphin Stadium
Miami Gardens, FL

The Cowboys converted five Dolphins turnovers into 13 points, as the Dolphins dropped their fourth home opener in the last five years, while also surrendering the most points in a home opener. The Dolphins took the ball on their first series of the game and moved 44 yards in 12 plays, ending with a 37-yard field goal by Jay Feely. The Dolphins converted their first two third-down conversions en route to the score. The Cowboys equaled the count on their ensuing series when they marched 72 yards in 12 plays, culminating with a 26-yard field goal by Nick Folk. On the drive, the Cowboys were aided by two Dolphins penalties, totaling 15 yards. Dallas took its first lead of the game 1:54 prior to the half on a 1-yard TD run by Marion Barber, capping a 12-play, 60-yard drive that used 6:28 of the clock. The Dolphins responded with a 13-play, 53-yard drive that ended with a 45-yard field goal by Feely, with five seconds remaining in the opening half. The key play was a 26-yard completion from Trent Green to Marty Booker, putting the Dolphins at the Cowboys' 43. The Dolphins re-gained their advantage on the opening series of the second half when Green connected with Booker for an 18-yard scoring strike, culminating a 10-play, 73-yard drive in which Green completed all four of his passes, totaling 52 yards, including the touchdown. Dallas took another four-point advantage at 17-13 with 4:41 to play in the third quarter on a 2-yard TD pass from Tony Romo to Tony Curtis. The score occurred three plays after Patrick Crayton returned a punt 49 yards to the Dolphins' 30. On the play prior to the touchdown, the Dolphins were flagged for pass interference in the end zone. Dallas tacked on three more points with 2:10 remaining in the third quarter, four plays after Ken Hamlin intercepted a Green pass and returned it 35 yards to the Dolphins' 15. Dallas opened a double-digit lead 4:00 into the fourth quarter on Folk's third field goal of the game, from 47 yards out, nine plays after Jay Ratliff recovered a Green fumble at the Dolphins' 48. The Cowboys then put the game out of reach when Romo hit Terrell Owens for a 34-yard TD pass with 4:01 left in the contest, on fourth-and-5. Miami notched its final points of the afternoon four plays afterward when Green hit Derek Hagan in the end zone for a 21-yard TD. Anthony Henry recovered the ensuing onside kick, leading to a 40-yard scoring run by Barber on the next play from scrimmage.

DALLAS	3	7	10	17	-	37
MIAMI	3	3	7	7	-	20

TEAM	SCORE	DRIVE		QTR	CLOCK		SCORE	
		(Plays/Yards/Time)			TIME	VIS.	HOME	
MIA	Feely 37 field goal	12/44/6:50		1	7:03	0	3	
DAL	Folk 26 field goal	12/72/7:00		1	0:03	3	3	
DAL	Barber 1 run (Folk kick)	12/60/6:28		2	1:54	10	3	
MIA	Feely 45 field goal	13/53/1:49		2	0:05	10	6	
MIA	Booker 18 pass from Green (Feely kick)	10/73/5:19		3	9:41	10	13	
DAL	Curtis 2 pass from Romo (Folk kick)	3/30/1:14		3	4:41	17	13	
DAL	Folk 28 field goal	4/5/1:34		3	2:10	20	13	
DAL	Folk 47 field goal	9/19/5:16		4	11:00	23	13	
DAL	Owens 34 pass from Romo (Folk kick)	4/39/1:43		4	4:01	30	13	
MIA	Hagan 21 pass from Green (Feely kick)	3/49/0:35		4	3:26	30	20	
DAL	Barber 40 run (Folk kick)	1/40/0:09		4	3:17	37	20	

ATT. - 72,797

	DALLAS	MIAMI
First Downs/Total-Rush-Pass-Penalty	19/6-11-2	21/5-15-1
Third Down Efficiency	5-14/35.7	6-12/50.0
Total Yards-Plays-Average	352-66-5.3	334-63-5.3
Rushes-Yards-Average	36-166-4.6	21-61-2.9
Net Yards Passing-Sacked-Yards Lost	186-1-0	273-2-14
Passes Attempted-Completed-Intercepted	29-14-0	40-23-4
Punts/Number-Average	4-43.5	3-49.0
Penalties/Number-Yards	11-101	7-57
Fumbles/Number-Lost	1-0	2-1
Time of Possession	35:03	24:57

INDIVIDUAL STATISTICS

RUSHING - Dallas: Barber 14-89, 2 TDs; Romo 4-36; J. Jones 15-32; Owens 1-5; Thompson 2-4.

Miami: Brown 11-33; Chatman 3-27; Green 5-9; Ginn 1-(-3); Chambers 1-(-5).

PASSING - Dallas: Romo 29-14-0, 186 yards, 2 TDs.

Miami: Green 40-23-4, 287 yards, 2 TDs.

RECEIVING - Dallas: Owens 5-97, 1 TD; Witten 2-27; Hurd 2-18; Barber 2-6; J. Jones 1-24; Fasano 1-12; Curtis 1-2, 1 TD.

Miami: Chambers 9-109; Booker 4-79, 1 TD; Chatman 4-15; Brown 2-36; Hagan 2-33, 1 TD; Martin 2-15.

INTERCEPTIONS - Dallas: Henry 2-21 yards; Hamlin 1-35 yards; Williams 1-10 yards.

Miami: None.

OPPONENTS FUMBLE RECOVERIES - Dallas: Ratliff 1-0 yards.

Miami: None.

SACKS – Dallas: Canty 1; James 1.

Miami: Traylor 1.

MISSED FIELD GOALS – Dallas: None.

Miami: None.

GAME 3

JETS 31, DOLPHINS 28

September 23, 2007

Meadowlands

East Rutherford, NJ

The Jets defeated the Dolphins for the ninth time in the last 10 meetings at the Meadowlands, and the sixth time in the last seven meetings overall. The Jets opened the scoring with 1:02 remaining in the first quarter on a 3-yard TD pass from Chad Pennington to Laveranues Coles, capping a 10-play, 55-yard drive, in which the Jets were aided by two Dolphins penalties, totaling 16 yards. The Jets also converted a pair of third downs en route to the score. The Dolphins answered on the ensuing series with a six-play, 80-yard drive that ended with a 1-yard scoring run by Ronnie Brown, who accounted for the drive's key play with a 43-yard catch-and-run, putting the Dolphins at the Jets' 12. Leon Washington fielded the kickoff that followed at his own 2 and raced down the left sideline into the Dolphins' end zone, putting the Jets back on top. Miami trimmed the lead to four points on its next possession on a 31-yard field goal by Jay Feely, culminating a 10-play, 43-yard drive that started at the Dolphins' 44 following a 39-yard kickoff return by Ted Ginn, Jr. The Dolphins made it a one-point game 1:36 prior to the half on a 39-yard field goal by Feely, capping a nine-play, 58-yard drive in which Trent Green had consecutive completions of 18 and 23 yards to Marty Booker and Chris Chambers, respectively, putting the Dolphins at the Jets' 21. Following the field goal, the Jets regained possession at their own 43 after a squib kick and moved the length of the field in nine plays, ending with a 4-yard TD pass from Pennington to Chris Baker. Excluding a spike, Pennington completed all seven of his attempts on the drive, totaling 55 yards. The Jets came out on the opening series of the second half and marched 67 yards in 13 plays that utilized 7:03 of the clock, ending with a 21-yard field goal by Mike Nugent. Thomas Jones proved to be the workhorse on the drive, as he rushed eight times for 40 yards. The Jets scored for the second time in as many second-half possessions on a 2-yard TD run by Pennington, 2:09 into the fourth quarter, capping a 15-play, 74-yard drive that used 7:36 of the clock. The drive, for which the key play was a 23-yard completion from Pennington to Coles on third-and-17 from the Jets' 19, began following a Kerry Rhodes interception. The Dolphins responded with an eight-play, 76-yard drive that ended with a 2-yard TD run by Brown, which was then capped with a 2-point conversion run by Brown. On the scoring march, Green completed all five of his pass attempts, totaling 61 yards. The Dolphins cut the deficit to three points on Brown's third touchdown of the day, as he took in a pass from Green and weaved his way 22 yards for a TD on third-and-10, with 1:15 remaining in the contest. The score capped a 10-play, 90-yard drive, in which a bulk of it was accounted for on a 26-yard completion from Green to Chambers, putting the Dolphins at the Jets' 49. The Jets' Eric Smith recovered the ensuing onside kick, sealing the outcome.

MIAMI	0	13	0	15	–	28
NEW YORK	7	14	3	7	–	31

TEAM	SCORE	DRIVE		CLOCK	SCORE	
		(Plays/Yards/Time)	QTR		VIS.	HOME
NYJ	Coles 3 pass from Pennington (Nugent kick)	10/55/5:39	1	1:02	0	7
MIA	Brown 1 run (Feely kick)	6/80/3:02	2	13:00	7	7
NYJ	Washington 98 kickoff return (Nugent kick)		2	12:47	7	14
MIA	Feely 31 field goal	10/43/5:28	2	7:19	10	14
MIA	Feely 39 field goal	9/58/3:29	2	1:36	13	14
NYJ	Baker 4 pass from Pennington (Nugent kick)	9/57/1:34	2	0:02	13	21
NYJ	Nugent 21 field goal	13/67/7:03	3	7:57	13	24
NYJ	Pennington 2 run (Nugent kick)	15/74/7:36	4	12:51	13	31
MIA	Brown 2 run (Brown run)	8/76/3:55	4	8:56	21	31
MIA	Brown 22 pass from Green (Feely kick)	10/90/2:19	4	1:15	28	31

ATT. – 77,197

	MIAMI	NEW YORK
First Downs/Total-Rush-Pass-Penalty	28/9-17-2	22/9-10-3
Third Down Efficiency	3-9/33.3	8-13/61.5
Total Yards-Plays-Average	424-60-7.1	256-61-4.2
Rushes-Yards-Average	23-112-4.9	38-141-3.7
Net Yards Passing-Sacked-Yards Lost	312-1-6	115-1-9
Passes Attempted-Completed-Intercepted	36-23-1	22-15-0
Punts/Number-Average	2-29.0	3-46.7
Penalties/Number-Yards	9-56	5-26
Fumbles/Number-Lost	0-0	1-0
Time of Possession	28:10	31:50

INDIVIDUAL STATISTICS

RUSHING – Miami: Brown 23-112, 2 TDs

New York: T. Jones 25-110; Washington 7-18; B. Smith 2-14; Pennington 4-(-1), 1 TD.

PASSING – Miami: Green 36-23-1, 318 yards, 1 TD.

New York: Pennington 22-15-0, 124 yards, 2 TDs.

RECEIVING – Miami: Chambers 6-101; Brown 6-99, 1 TD; Booker 5-60; Martin 3-31; Ginn 1-15; Hagan 1-9; Peelle 1-3.
New York: Cotchery 5-54; Coles 3-30, 1 TD; B. Smith 3-24; T. Jones 2-1; McCareins 1-11; Baker 1-4, 1 TD.

INTERCEPTIONS – Miami: None.
New York: Rhodes 1-3 yards.

OPPONENTS FUMBLE RECOVERIES – Miami: None.
New York: None.

SACKS – Miami: Holliday 1.
New York: Ellis 1.

MISSED FIELD GOALS – Miami: None.
New York: None.

GAME 4

RAIDERS 35, DOLPHINS 17
September 30, 2007

Dolphin Stadium
Miami Gardens, FL

The Raiders snapped the Dolphins' six-game regular season winning streak in this series in a game whose start was delayed 30 minutes because of lightning. The Raiders took a 7-0 lead 4:24 into the contest on a 7-yard pass from Daunte Culpepper to Jerry Porter on third down, three plays after Thomas Howard intercepted a Trent Green pass and ran it back 28 yards to the Dolphins' 11. The Raiders went up by 14 points with 2:01 remaining in the opening quarter on a 2-yard TD run by Culpepper, capping a 12-play, 58-yard drive that used 6:29 of the clock. LaMont Jordan rushed for 43 yards on six carries en route to the score. The Dolphins responded on the ensuing series by marching 68 yards in eight plays, ending with a 9-yard TD burst by Ronnie Brown. On the play prior to the score, Justin Peelle hauled in a pass from Green and went 35 yards to convert a fourth-and-3. The Dolphins made it a four-point game with 6:10 to play in the third quarter on a 29-yard field goal by Jay Feely, finishing a 10-play, 42-yard drive that started at the Dolphins' 47. The Raiders took an 11-point lead with 4:00 remaining in the third quarter on a 5-yard run by Culpepper on third-and-goal, culminating a five-play, 70-yard drive, 48 of which were accounted for on a Justin Fargas run three plays prior to the score, which was followed by a 9-yard unnecessary roughness penalty on the Dolphins. The Dolphins cut the deficit to four points once again on a 3-yard TD pass from Green to Peelle with eight seconds left in the third quarter, five plays after Derrick Pope recovered a Johnnie Lee Higgins fumble on a punt return at the Raiders' 33, one which was forced by Edmond Miles. The Raiders opened another 11-point advantage with 7:58 remaining in the contest on a 27-yard TD pass from Culpepper to Porter, on third-and-7. The score capped an 11-play, 79-yard drive that used 7:10 of the clock and saw Fargas rush for 34 yards on six carries. Oakland capped the day with Culpepper's third score, a 3-yard run on fourth-and-goal, with 23 seconds remaining. The 299 rushing yards by the Raiders were the third-most overall by a Dolphins opponent and the second-highest total in the regular season.

OAKLAND		14	0	7	14	–	35
MIAMI		0	7	10	0	–	17

TEAM	SCORE	DRIVE		QTR	CLOCK		SCORE	
		(Plays/Yards/Time)			TIME	VIS.	HOME	
OAK	Porter 7 pass from Culpepper (Janikowski kick)	3/11/1:50		1	10:36	7	0	
OAK	Culpepper 2 run (Janikowski kick)	12/58/6:29		1	2:01	14	0	
MIA	Brown 9 run (Feely kick)	8/68/4:21		2	12:40	14	7	
MIA	Feely 29 field goal	10/42/4:54		3	6:10	14	10	
OAK	Culpepper 5 run (Janikowski kick)	5/70/2:10		3	4:00	21	10	
MIA	Peelle 3 pass from Green (Feely kick)	5/33/2:37		3	0:08	21	17	
OAK	Porter 27 pass from Culpepper (Janikowski kick)	11/79/7:10		4	7:58	28	17	
OAK	Culpepper 3 run (Janikowski kick)	9/82/5:54		4	0:23	35	17	

ATT. – 70,621

	OAKLAND	MIAMI
First Downs/Total-Rush-Pass-Penalty	21/15-4-2	13/6-7-0
Third Down Efficiency	9-15/60.0	3-11/27.3
Total Yards-Plays-Average	369-62-6.0	278-47-5.9
Rushes-Yards-Average	49-299-6.1	20-141-7.1
Net Yards Passing-Sacked-Yards Lost	70-1-5	137-2-21
Passes Attempted-Completed-Intercepted	12-5-0	25-14-2
Punts/Number-Average	3-44.3	4-47.5
Penalties/Number-Yards	2-15	5-34
Fumbles/Number-Lost	2-1	0-0
Time of Possession	35:07	24:53

INDIVIDUAL STATISTICS

RUSHING – Oakland: Fargas 22-179; Jordan 15-74; Culpepper 7-28, 3 TDs; Griffith 5-18.
Miami: Brown 15-134, 1 TD; Maui 2-5; Chatman 3-2.

PASSING – Oakland: Culpepper 12-5-0, 75 yards, 2 TDs.
Miami: Green 25-14-2, 158 yards, 1 TD.

RECEIVING – Oakland: Porter 3-52, 2 TDs; Curry 1-16; Jordan 1-7.
Miami: Brown 6-73; Peelle 3-45, 1 TD; Chambers 2-21; M. Booker 1-8; Martin 1-6; Maui 1-5.

INTERCEPTIONS – Oakland: Howard 1-28 yards; Routt 1-0 yards.
Miami: None.
OPPONENTS FUMBLE RECOVERIES – Oakland: None.
Miami: Pope 1-0 yards.
SACKS – Oakland: Kelly 1; Warren 1.
Miami: Roth 1.
MISSED FIELD GOALS – Oakland: None.
Miami: None.

GAME 5

TEXANS 22, DOLPHINS 19
October 7, 2007

Reliant Stadium
Houston, TX

Houston won for the third straight time over the Dolphins to start the regular season series, as the clubs combined for nine field goals, tying an NFL two-team record. The Texans took a 7-0 lead on the game's opening possession when a Ron Dayne 1-yard scoring run on fourth-and-goal capped an 11-play, 78-yard drive that used 6:13 of the clock. Four plays prior to the touchdown, Matt Schaub hit André Davis for a 49-yard completion to the Dolphins' 2. Miami answered with an eight-play, 46-yard drive that ended with a 23-yard field goal by Jay Feely. The drive started at the Dolphins' 48 following a 52-yard kickoff return by Ted Ginn, Jr. The Dolphins claimed a 10-7 lead with 16 seconds remaining in the first quarter on a 3-yard TD run by Ronnie Brown, seven plays after André Goodman intercepted a Schaub pass and returned it 18 yards to the Texans' 25. The Dolphins extended their lead 5:14 into the second quarter on a 40-yard field goal by Feely, culminating a six-play, 64-yard drive, in which the key play was a 36-yard completion from Cleo Lemon to Ginn, putting the Dolphins at the Texans' 28. Lemon came into the game on the Dolphins' second series of the afternoon after Trent Green was knocked out of the game with a concussion. The Dolphins scored for the fourth time in as many possessions when Feely came on to connect on his third field goal, from 33 yards out, with 3:31 left in the first half. The score occurred seven plays after Jason Taylor stripped the ball from Schaub and Rodrique Wright recovered at the Texans' 41. The Texans cut the deficit to six points on a 54-yard field goal by Kris Brown with 46 seconds left in the second quarter. The key play leading to the score was a pass from Schaub to Samkon Gado that picked up 20 yards to the Dolphins' 34. Houston got to within three points of the lead 4:15 into the third quarter when Brown hit on a 43-yard field goal, seven plays after C.C. Brown intercepted a Lemon pass and returned it nine yards to the Dolphins' 46. Kris Brown tallied his third field goal, another 54-yarder, with 2:12 to play in the third quarter, capping a seven-play, 41-yard drive, in which Schaub accounted for consecutive completions of 21 and 17 yards to Kevin Walter and Owen Daniels, respectively, putting the Texans at the Dolphins' 38. The Dolphins regained the lead 2:14 into the fourth quarter on Feely's fourth field goal, a 48-yarder, capping a drive in which Lemon hit on each of his first four pass attempts, totaling 39 yards. The Texans equaled the count once again, with 5:25 remaining in the contest, on a 20-yard field goal by Brown, culminating a 14-play, 64-yard drive that used 7:21 of the clock. Schaub hooked up with Daniels for a 24-yard completion to the Dolphins' 4 four plays prior to the score. The Texans then took over on the game's final series at their own 3 with 1:33 to play. They proceeded to move 59 yards in eight plays, ending with a 57-yard field goal by Brown with one second remaining. Schaub hit on a pair of 19-yard completions en route to the game-winning field goal, the first to Daniels and the second to David Anderson, which put Houston at the Dolphins' 44.

MIAMI	10	6	0	3	–	19
HOUSTON	7	3	6	6	–	22

TEAM	SCORE	DRIVE		QTR	CLOCK		SCORE	
		(Plays/Yards/Time)			TIME	VIS.	HOME	
HOU	Dayne 1 run (Brown kick)	11/78/6:13	1	8:47	0	7		
MIA	Feely 23 field goal	8/46/4:29	1	4:18	3	7		
MIA	Brown 3 run (Feely kick)	7/25/3:38	1	0:16	10	7		
MIA	Feely 40 field goal	6/64/2:36	2	9:46	13	7		
MIA	Feely 33 field goal	7/26/2:14	2	3:31	16	7		
HOU	Brown 54 field goal	8/29/2:45	2	0:46	16	10		
HOU	Brown 43 field goal	7/21/3:19	3	10:45	16	13		
HOU	Brown 54 field goal	7/41/2:41	3	2:12	16	16		
MIA	Feely 48 field goal	10/40/4:26	4	12:46	19	16		
HOU	Brown 20 field goal	14/64/7:21	4	5:25	19	19		
HOU	Brown 57 field goal	8/59/1:32	4	0:01	19	22		

ATT. – 70,156

	MIAMI	HOUSTON
First Downs/Total-Rush-Pass-Penalty	17/7-9-1	20/6-12-2
Third Down Efficiency	5-11/45.5	6-12/50.0
Total Yards-Plays-Average	285-55-5.2	352-64-5.5
Rushes-Yards-Average	25-137-5.5	28-74-2.6
Net Yards Passing-Sacked-Yards Lost	148-1-8	278-2-16
Passes Attempted-Completed-Intercepted	29-16-1	34-20-1
Punts/Number-Average	2-30.0	1-47.0
Penalties/Number-Yards	6-50	6-67
Fumbles/Number-Lost	1-0	1-1
Time of Possession	28:50	31:10

INDIVIDUAL STATISTICS

RUSHING – Miami: Brown 23-114, 1 TD; Green 2-23.

Houston: Dayne 16-40, 1 TD; Gado 8-19; Walter 1-9; Schaub 3-6.

PASSING – Miami: Green 2-1-0, 5 yards; Lemon 27-15-1, 151 yards.

Houston: Schaub 34-20-1, 294 yards.

RECEIVING – Miami: Booker 5-45; Brown 5-39; Chambers 2-19; Martin 2-12; Ginn 1-36; Peelle 1-5.

Houston: Daniels 6-96; Walter 5-67; Davis 4-79; Gado 2-24; Anderson 1-19; Dayne 1-5; Leach 1-4.

INTERCEPTIONS – Miami: Goodman 1-18 yards.

Houston: C. Brown 1-9 yards.

OPPONENTS FUMBLE RECOVERIES – Miami: R. Wright 1-0 yards.

Houston: None.

SACKS – Miami: Taylor 2.

Houston: Williams 1.

MISSED FIELD GOALS – Miami: None.

Houston: None.

GAME 6

BROWNS 41, DOLPHINS 31
October 14, 2007

Cleveland Browns Stadium
Cleveland, OH

The Dolphins dropped their club-record ninth straight regular season game dating back to 2006, while it also marked their sixth consecutive road loss. Cleveland scored on the opening series of the game when Jason Wright punched it in from one yard out, ending a five-play, 45-yard drive that started after Joshua Cribbs returned the game's opening kickoff 39 yards, followed by a 15-yard unnecessary roughness penalty on the Dolphins. The Dolphins were flagged for pass interference on the play prior to the score. The Dolphins accounted for their first points of the game on a 43-yard field goal by Jay Feely with 6:17 remaining in the opening period, capping a 10-play, 43-yard drive in which Ronnie Brown rushed for 23 yards on three attempts and also caught one pass for 10 yards. The Browns responded by orchestrating a 10-play, 67-yard drive that ended with a 1-yard TD run by quarterback Derek Anderson with nine seconds to play in the first quarter. The Browns opened a 14-point advantage 6:10 into the second quarter on a 40-yard field goal by Phil Dawson, culminating a nine-play, 36-yard drive that used 5:10 of the clock. The key play that set up the score was a 19-yard completion from Anderson to Wright, putting the Browns at the Dolphins' 31. Cleveland struck once again, with 6:13 remaining in the second quarter, on a 24-yard TD pass from Anderson to Braylon Edwards, one play after Leigh Bodden intercepted a Cleo Lemon pass and returned it 26 yards. The Dolphins scored their first touchdown of the day on the ensuing series on a 14-yard pass from Lemon to David Martin, capping an 11-play, 80-yard drive. The score came one play after Brown picked up two yards on fourth-and-1. Cleveland came right back and marched 70 yards in seven plays, ending with a 20-yard field goal by Dawson, as Anderson completed four of his five passes, totaling 68 yards, including a 33-yard strike to Kellen Winslow two plays prior to the score. The Dolphins took the ball on the opening series of the second half and moved 75 yards in 14 plays, ending with a 5-yard TD run by Lemon, the first rushing TD of his NFL career. The Dolphins converted three third downs on the drive, with Brown accounting for all three, including two on the ground and one through the air. After stopping the Browns on three plays, the Dolphins got the ball back and marched 62 yards in nine plays, ending with a 1-yard TD run by Lemon. Three plays prior to the score, Lemon connected with Ted Ginn, Jr. for a 32-yard completion to the Browns' 20, followed by two Brown runs totaling 19 yards. The Browns went back up by 10 points on their ensuing possession when they traveled 66 yards in 12 plays, ending with a 5-yard TD pass from Anderson to Edwards on third-and-goal. The Browns put the game out of reach with 4:31 to play when Anderson and Edwards hooked up for the third time, from 16 yards out, on third-and-8. The Dolphins added a Lemon to Martin 4-yard scoring strike on third-and-2 with 1:34 remaining in the contest, culminating a four-play drive that started at the Browns' 26 after Jason Taylor recovered a Jason Wright fumble.

MIAMI	3	7	14	7	–	31
CLEVELAND	14	13	0	14	–	41

TEAM	SCORE	DRIVE	QTR	CLOCK	SCORE	
		(Plays/Yards/Time)		TIME	VIS.	HOME
CLE	J. Wright 1 run (Dawson kick)	5/45/2:14	1	12:46	0	7
MIA	Feely 43 field goal	10/43/3:43	1	6:17	3	7
CLE	Anderson 1 run (Dawson kick)	10/67/6:08	1	0:09	3	14
CLE	Dawson 40 field goal	9/36/5:10	2	8:50	3	17
CLE	Edwards 24 pass from Anderson (Dawson kick)	1/24/0:06	2	6:13	3	24
MIA	Martin 14 pass from Lemon (Feely kick)	11/80/5:10	2	1:03	10	24
CLE	Dawson 20 field goal	7/70/1:03	2	0:00	10	27
MIA	Lemon 5 run (Feely kick)	14/75/7:03	3	7:57	17	27
MIA	Lemon 1 run (Feely kick)	9/62/3:41	3	2:44	24	27
CLE	Edwards 5 pass from Anderson (Dawson kick)	12/66/6:53	4	10:51	24	34
CLE	Edwards 16 pass from Anderson (Dawson kick)	9/67/4:27	4	4:34	24	41
MIA	Martin 4 pass from Lemon (Feely kick)	4/26/0:51	4	1:34	31	41

ATT. – 73,198

	MIAMI	CLEVELAND
First Downs/Total-Rush-Pass-Penalty	24/13-10-1	24/9-14-1
Third Down Efficiency	7-14/50.0	8-12/66.7

Total Yards-Plays-Average	356-68-5.2	384-61-6.3
Rushes-Yards-Average	23-110-4.8	35-140-4.0
Net Yards Passing-Sacked-Yards Lost	246-2-10	244-1-1
Passes Attempted-Completed-Intercepted	43-24-2	25-18-0
Punts/Number-Average	3-49.3	2-34.5
Penalties/Number-Yards	8-90	5-32
Fumbles/Number-Lost	0-0	2-1
Time of Possession	29:38	30:22

INDIVIDUAL STATISTICS

RUSHING – Miami: Brown 19-101; Lemon 4-9, 2 TDs.

Cleveland: J. Wright 20-59, 1 TD; Harrison 8-57; Anderson 5-13; Vickers 1-7; Cribbs 1-4.

PASSING – Miami: Lemon 43-24-2, 256 yards, 2 TDs.

Cleveland: Anderson 25-18-0, 245 yards, 3 TDs.

RECEIVING – Miami: Brown 9-69; Chambers 6-73; Hagan 3-30; Martin 3-18, 2 TDs; M. Booker 2-34; Ginn 1-32.

Cleveland: Winslow 5-90; Edwards 5-67, 3 TDs; J. Wright 3-39; Jurevicius 3-28; Harrison 1-15; Vickers 1-6.

INTERCEPTIONS – Miami: None.

Cleveland: Bodden 1-26 yards; E. Wright 1-0 yards.

OPPORTUNIS FUMBLE RECOVERIES – Miami: Taylor 1-0 yards.

Cleveland: None.

SACKS – Miami: Taylor 1.

Cleveland: Peek 1; Wimbley 1.

MISSED FIELD GOALS – Miami: None.

Cleveland: None.

GAME 7

PATRIOTS 49, DOLPHINS 28

October 21, 2007

Dolphin Stadium

Miami Gardens, FL

New England accumulated the most points by a Dolphins opponent in South Florida. The Patriots posted the first points of the game on the opening possession when a 30-yard TD pass from Tom Brady to Donté Stallworth capped a nine-play, 80-yard drive in which Brady completed all four of his attempts, totaling 54 yards. The Patriots doubled their lead with 4:28 remaining in the first quarter when Tom Brady hit Kyle Brady in the end zone from two yards out, six plays after Ty Warren recovered a Cleo Lemon fumble at the Dolphins' 28. The Dolphins cut their deficit in half on the first play of the second quarter when a 4-yard scoring run by Lemon culminated a nine-play, 79-yard drive in which Ronnie Brown rushed for 26 yards on three carries, including a 19-yard burst up the middle on fourth-and-1 from the Patriots' 47. New England's Willie Andrews took the ensuing kickoff at his own 23 and raced the length of the field to give the Patriots another 14-point advantage. New England made it a 28-7 game 4:16 into the second quarter when Tom Brady hit Randy Moss in the end zone for a 35-yard TD, ending a three-play, 82-yard drive in which Brady hit Wes Welker for a 36-yard completion on the play prior to the score. Brady and Moss hooked up for the second time in less than four minutes when the two combined for a 50-yard TD on third-and-18, as Moss outjumped a pair of Dolphin defenders in the end zone. Brady tossed his fifth touchdown with 25 seconds left in the opening half on a 14-yard strike to Welker, giving the Patriots the second-highest point total in a half against the Dolphins and the most since 1966. Brady accounted for all 71 yards on the scoring drive by completing five of his six pass attempts. The Dolphins accounted for their second touchdown of the day 3:25 into the fourth quarter on a 1-yard run by Patrick Cobbs on third-and-goal, capping a 10-play, 80-yard drive in which Jesse Chatman rushed for 37 yards on three carries. The run marked Cobbs' first NFL regular season touchdown. Miami mustered its second touchdown in just more than a minute when Jason Taylor intercepted a Matt Cassel pass and raced 36 yards untouched into the end zone. The Patriots answered with a four-play, 59-yard drive that ended with a 16-yard scoring pass from Brady to Welker, the sixth TD pass of the day for Brady, setting a new single-game record for a Dolphins opponent. Miami got its final points on a 7-yard TD run by Chatman, his first touchdown in a regular season game since 2004. The key play was a 12-yard completion from Lemon to Derek Hagan on fourth-and-11 from the Patriots' 39, two plays prior to the score. On the play immediately preceding the touchdown, Lemon and Hagan hooked up for a 20-yard completion.

NEW ENGLAND	14	28	0	7	–	49
MIAMI	0	7	0	21	–	28

TEAM	SCORE	DRIVE (Plays/Yards/Time)	QTR	CLOCK	SCORE	
					VIS.	HOME
NE	Stallworth 30 pass from T. Brady (Gostkowski kick)	9/80/5:09	1	9:51	7	0
NE	K. Brady 2 pass from T. Brady (Gostkowski kick)	6/28/2:43	1	4:28	14	0
MIA	Lemon 4 run (Feely kick)	9/79/4:31	2	14:57	14	7
NE	Andrews 77 kickoff return (Gostkowski kick)		2	14:45	21	7
NE	Moss 35 pass from T. Brady (Gostkowski kick)	3/82/1:23	2	10:44	28	7
NE	Moss 50 pass from T. Brady (Gostkowski kick)	5/73/2:54	2	6:47	35	7
NE	Welker 14 pass from T. Brady (Gostkowski kick)	6/71/1:06	2	0:25	42	7
MIA	Cobbs 1 run (Feely kick)	10/80/5:42	4	11:35	42	14
MIA	Taylor 36 interception return (Feely kick)		4	10:30	42	21
NE	Welker 16 pass from T. Brady (Gostkowski)	4/59/2:19	4	8:11	49	21
MIA	Chatman 7 run (Feely kick)	11/75/4:26	4	3:45	49	28

	NEW ENGLAND	MIAMI
First Downs/Total-Rush-Pass-Penalty	23/5-17-1	25/12-13-0
Third Down Efficiency	3-7/42.9	4-13/30.8
Total Yards-Plays-Average	443-51-8.7	382-70-5.5
Rushes-Yards-Average	22-84-3.8	30-179-6.0
Net Yards Passing-Sacked-Yards Lost	359-1-10	203-3-33
Passes Attempted-Completed-Intercepted	28-22-1	37-24-1
Punts/Number-Average	3-54.0	4-48.0
Penalties/Number-Yards	5-40	4-41
Fumbles/Number-Lost	0-0	1-1
Time of Possession	24:55	35:05

INDIVIDUAL STATISTICS

RUSHING – New England: Maroney 6-31; Faulk 6-27; Evans 4-14; Eckel 6-12.

Miami: Brown 17-76; Chatman 7-73, 1 TD; Lemon 3-16, 1 TD; Cobbs 3-14, 1 TD.

PASSING – New England: T. Brady 25-21-0, 354 yards, 6 TDs; Cassel 2-0-1; Gutierrez 1-1-0, 15 yards.

Miami: Lemon 37-24-1, 236 yards.

RECEIVING – New England: Welker 9-138, 2 TDs; Moss 4-122, 2 TDs; Stallworth 3-51, 1 TD; K. Brady 3-10, 1 TD; Evans 1-29; Gaffney 1-12; Faulk 1-7.

Miami: Brown 5-33; Hagan 4-56; Peelle 4-42; Ginn 3-37; M. Booker 3-28; Martin 3-22; Chatman 1-9; Cobbs 1-9.

INTERCEPTIONS – New England: Gay 1-31 yards.

Miami: Taylor 1-36 yards, 1 TD.

OPPONENTS FUMBLE RECOVERIES – New England: Warren 1-0 yards.

Miami: None.

SACKS – New England: Harrison 1; Seau 1; Vrabel 1.

Miami: Porter 1.

MISSED FIELD GOALS – New England: None.

Miami: None.

GAME 8

GIANTS 13, DOLPHINS 10
October 28, 2007

Wembley Stadium
London, England

The Dolphins and Giants met in London's Wembley Stadium – the first-ever NFL regular season game played outside of North America. It was a contest that was, for the most part, played through a steady rain. The Dolphins traveled 46 yards in 12 plays on the game's opening series, but the drive ended when Jay Feely's 48-yard field goal missed wide right, ending his streak of 22 straight successful field goals during the regular season and 24 overall, including playoffs. The Giants then took over at their own 38 and moved 59 yards in 11 plays, culminating with a Lawrence Tynes 20-yard field goal. The game's first touchdown came with 59 seconds to play in the opening half when Eli Manning scored on a 10-yard run, capping a 14-play, 69-yard drive that used 8:07 of the clock, and saw the Giants convert a fourth-and-1 from the Dolphins' 49. New York rushed for 58 yards on 11 carries en route to the score. The Giants added three more points on a 41-yard field goal by Tynes with two seconds remaining in the first half, four plays after Michael Strahan recovered a Cleo Lemon fumble at the Dolphins' 34. Miami mustered its first points of the game with 1:04 remaining in the third quarter on a 29-yard field goal by Feely, eight plays after Jason Taylor recovered a Manning fumble forced on a Matt Roth sack. The key play leading to the score was a 22-yard run by Jesse Chatman to the Giants' 22 on the second play of the drive. The Giants had a chance to expand their lead early in the fourth quarter, but a 29-yard field goal attempt by Tynes missed wide left. The Dolphins accounted for their first touchdown with 1:54 remaining on a 21-yard TD pass from Lemon to Ted Ginn, Jr. for Ginn's first NFL touchdown. The 12-play, 80-yard drive saw Lemon throw for 73 yards. The ensuing onside kick went out of bounds and the Giants ran out the final 1:54.

NEW YORK	3	10	0	0	–	13
MIAMI	0	0	3	7	–	10

TEAM	SCORE	DRIVE (Plays/Yards/Time)	CLOCK QTR TIME	SCORE VIS. HOME
NYG	Tynes 20 field goal	11/59/4:47	1 3:33	3 0
NYG	Manning 10 run (Tynes kick)	14/69/8:07	2 0:59	10 0
NYG	Tynes 41 field goal	4/11/0:24	2 0:02	13 0
MIA	Feely 29 field goal	8/40/4:12	3 1:04	13 3
MIA	Ginn 21 pass from Lemon (Feely kick)	12/80/2:11	4 1:54	13 10

	NEW YORK	MIAMI
First Downs/Total-Rush-Pass-Penalty	19/13-4-2	18/6-10-2
Third Down Efficiency	3-11/27.3	6-13/46.2
Total Yards-Plays-Average	238-60-4.0	245-59-4.2
Rushes-Yards-Average	37-189-5.1	26-126-4.8
Net Yards Passing-Sacked-Yards Lost	49-1-10	119-3-30

Passes Attempted-Completed-Intercepted	22-8-0	30-17-0
Punts/Number-Average	4-41.8	4-43.3
Penalties/Number-Yards	7-60	7-61
Fumbles/Number-Lost	3-1	4-2
Time of Possession	32:05	27:55

INDIVIDUAL STATISTICS

RUSHING – New York: Jacobs 23-131; Droughns 8-27; Manning 5-25, 1 TD; Shockey 1-6.

Miami: Chatman 16-79; Cobbs 4-19; Lemon 5-28; M. Booker 1-0.

PASSING – New York: Manning 22-8-0, 59 yards.

Miami: Lemon 30-17-0, 149 yards, 1 TD.

RECEIVING – New York: Shockey 3-26; Burress 2-14; Jacobs 2-6; Toomer 1-13.

Miami: Peelle 6-42; M. Booker 3-31; Chatman 3-21; Hagan 2-27; Ginn 1-21, 1 TD; Halterman 1-7; Mauia 1-0.

INTERCEPTIONS – New York: None.

Miami: None.

OPPONENTS FUMBLE RECOVERIES – New York: Strahan 1-4 yards; Wilson 1-0 yards.

Miami: Taylor 1-0 yards.

SACKS – New York: Mitchell 1; Robbins 1; TEAM 1.

Miami: Roth 1.

MISSED FIELD GOALS – New York: Tynes 29 (WL).

Miami: Feely 48 (WR).

GAME 9

BILLS 13, DOLPHINS 10
November 11, 2007

Dolphin Stadium
Miami Gardens, FL

The Bills won for the third straight time in this series and the sixth time in the last seven meetings as the Dolphins suffered their club single-season record fifth loss by three points or less. The Dolphins took a 3-0 lead on the opening series of the game when a Jay Feely 38-yard field goal capped a nine-play, 56-yard drive in which Jesse Chatman broke loose for 38 yards rushing on four attempts. The Bills' defense accounted for Buffalo's first points of the game when Chris Kelsay sacked Cleo Lemon in the end zone for a safety, 4:02 into the third quarter, three plays after a Brian Moorman punt pinned the Dolphins at their own 2. The Dolphins posted the game's first touchdown on the final play of the third quarter when Lemon's 5-yard run on third-and-3 culminated an 18-play, 80-yard drive. Including the touchdown, the Dolphins converted four third down attempts en route to the score, in addition to a fourth down try. The key play was a 21-yard completion from Lemon to Derek Hagan on third-and-13, putting the Dolphins at the Bills' 35. The Bills responded with a 10-play, 66-yard drive that ended with a 3-yard TD run by Marshawn Lynch. JP Losman completed all four of his passes on the drive, totaling 55 yards, including a 19-yard strike to Michael Gaines on the play prior to the score. Losman also ran for a yard on fourth-and-1 from the Dolphins' 25. The Bills started their game-winning drive at midfield with 4:37 remaining in the contest. They proceeded to move 34 yards in 10 plays, ending with a 34-yard field goal by Rian Lindell with 46 seconds on the game clock. The key play was a 3-yard run by Lynch on third-and-2 from the Dolphins' 28. The Dolphins got the ball back one final time at their own 45 with 46 seconds remaining and no timeouts, but could only get as far as their own 49 before Lemon's pass attempt on fourth-and-6 was off the mark.

BUFFALO	0	0	2	11	-	13
MIAMI	3	0	7	0	-	10

TEAM	SCORE	DRIVE (Plays/Yards/Time)	QTR	CLOCK TIME	SCORE	
					VIS.	HOME
MIA	Feely 38 field goal	9/56/5:20	1	9:40	0	3
BUF	Safety, Kelsay sacks Lemon in end zone		3	10:58	2	3
MIA	Lemon 5 run (Feely kick)	18/80/9:45	3	0:00	2	10
BUF	Lynch 3 run (Lynch run)	10/66/5:14	4	9:46	10	10
BUF	Lindell 34 field goal	10/34/3:51	4	0:46	13	10

ATT. – 70,615

	BUFFALO	MIAMI
First Downs/Total-Rush-Pass-Penalty	15/4-10-1	15/10-5-0
Third Down Efficiency	2-10/20.0	9-19/47.4
Total Yards-Plays-Average	214-50-4.3	269-68-4.0
Rushes-Yards-Average	25-63-2.5	38-143-3.8
Net Yards Passing-Sacked-Yards Lost	151-2-6	126-1-5
Passes Attempted-Completed-Intercepted	23-12-1	29-16-0
Punts/Number-Average	6-46.3	5-51.2
Penalties/Number-Yards	2-10	7-39
Fumbles/Number-Lost	2-0	0-0
Time of Possession	23:01	36:59

INDIVIDUAL STATISTICS

RUSHING – Buffalo: Lynch 19-61, 1 TD; Losman 3-1; Wright 1-1; Thomas 2-0.

Miami: Chatman 27-124; Lemon 6-17, 1 TD; Cobbs 3-2; Ginn 1-0; Mauia 1-0.

PASSING – Buffalo: Losman 23-12-1, 157 yards.

Miami: Lemon 29-16-0, 131 yards.

RECEIVING – Buffalo: Evans 4-65; Reed 3-40; Lynch 3-24; Gaines 2-28.

Miami: Chatman 5-25; Martin 4-34; Hagan 2-29; M. Booker 2-16; Peelle 2-15; Ginn 1-12.

INTERCEPTIONS – Buffalo: None.

Miami: W. Allen 1-14 yards.

OPPONENTS FUMBLE RECOVERIES – Buffalo: None.

Miami: None.

SACKS – Buffalo: Kelsay 1.

Miami: Taylor 1; Porter 0.5; Moses 0.5.

MISSED FIELD GOALS – Buffalo: None.

Miami: None.

GAME 10

EAGLES 17, DOLPHINS 7

November 18, 2007

Lincoln Financial Field

Philadelphia, PA

Philadelphia won consecutive games over the Dolphins for the first time in this series. The Dolphins had an opportunity to get on the board first, but Jay Feely's 47-yard field goal attempt with 11 seconds remaining in the first quarter fell short of the crossbar. The Dolphins still were able to take that first lead, 25 seconds into the second quarter, when Ted Ginn, Jr. fielded a Sav Rocca punt at his own 13 and went 87 yards for a touchdown. The Eagles produced their first points of the game on a David Akers 34-yard field goal with 7:44 to play in the first half. The seven-play drive started at the Dolphins' 36 after the Eagles pinned Miami on the previous drive at the 1-yard line. Philadelphia took its first lead of the afternoon on the opening series of the second half when a Correll Buckhalter 8-yard TD run capped a seven-play, 62-yard drive, in which Eagles QB A.J. Feeley, who came in for injured starter Donovan McNabb in the second quarter, completed all three of his passes, totaling 41 yards, including a 17-yard completion to Kevin Curtis which put the Eagles at the Dolphins' 13. The Eagles expanded their lead to 10 points on a 4-yard scoring pass from Feeley to Jason Avant, 4:00 into the fourth quarter, culminating a 10-play, 77-yard drive in which the Eagles rushed for 64 yards on just seven attempts, including six for 56 yards by Brian Westbrook. The Dolphins had a first-and-goal from the 1-yard line midway through the fourth quarter, but were stopped on four consecutive plays. After the stop, the Eagles got the ball back at their own 14 with 6:40 to play and didn't give the ball back to the Dolphins until there was only 19 seconds remaining.

MIAMI	0	7	0	0	–	7
PHILADELPHIA	0	3	7	7	–	17

TEAM	SCORE	DRIVE (Plays/Yards/Time)	QTR	CLOCK TIME	SCORE	
					VIS.	HOME
MIA	Ginn 87 punt return (Feely kick)		2	14:35	7	0
PHI	Akers 34 field goal	7/20/2:59	2	7:44	7	3
PHI	Buckhalter 8 run (Akers kick)	7/62/3:51	3	11:09	7	10
PHI	Avant 4 pass from Feeley (Akers kick)	10/77/5:24	4	11:00	7	17

ATT. – 68,934

	MIAMI	PHILADELPHIA
First Downs/Total-Rush-Pass-Penalty	9-5-4-0	20-12-8-0
Third Down Efficiency	2-11/18.2	8-16/50.0
Total Yards-Plays-Average	186-47-4.0	352-69-5.1
Rushes-Yards-Average	25-77-3.1	39-202-5.2
Net Yards Passing-Sacked-Yards Lost	109-0-0	150-0-0
Passes Attempted-Completed-Intercepted	22-9-0	30-16-3
Punts/Number-Average	7-41.3	5-44.0
Penalties/Number-Yards	3-15	4-40
Fumbles/Number-Lost	1-0	0-0
Time of Possession	25:11	34:49

INDIVIDUAL STATISTICS

RUSHING – Miami: Chatman 22-72; Beck 2-3; Cobbs 1-2.

Philadelphia: Westbrook 32-148; McNabb 2-28; Buckhalter 3-19, 1 TD; Feeley 2-7.

PASSING – Miami: Beck 22-9-0, 109 yards.

Philadelphia – McNabb 11-3-2, 34 yards; Feeley 19-13-1, 116 yards, 1 TD.

RECEIVING – Miami: Ginn 4-52; Peelle 2-27; M. Booker 1-19; Martin 1-7; Chatman 1-4.

Philadelphia: Curtis 5-69; Smith 4-44; R. Brown 2-18; Tapeh 1-8; Schobel 1-4; Avant 1-4, 1 TD; Lewis 1-3; Westbrook 1-0.

INTERCEPTIONS – Miami: J. Allen 2-2 yards; Goodman 1-5 yards.

Philadelphia: None.

OPPONENTS FUMBLE RECOVERIES – Miami: None.

Philadelphia: None.

SACKS – Miami: None.

Philadelphia: None.

MISSED FIELD GOALS – Miami: Feely 47(S).

Philadelphia: None.

GAME 11

STEELERS 3, DOLPHINS 0
November 26, 2007

Heinz Field
Pittsburgh, PA

In a game that had its start delayed 25 minutes because of lightning, and was played in a quagmire after a steady downpour that lasted during much of the day and through most of the first half, Pittsburgh produced the first shutout in the 22 games in this series. With treacherous field conditions, the teams played to a scoreless first half. In five first-half drives, the Dolphins could not get into Steelers territory. On the flip side, Pittsburgh made it into the Dolphins' end of the field on all five of its first-half possessions but could not muster any points. The Steelers had the game's first scoring opportunity, but Jeff Reed's 44-yard field goal attempt with 29 seconds to play in the third quarter missed wide left. Following the miss, the Dolphins took over at their own 34 and traveled as far as the Steelers' 20 before fumbling on fourth-and-11 from the 25. After pinning the Dolphins deep in their own territory, the Steelers took over at the Dolphins' 42 with 4:13 remaining in the contest. They moved 36 yards in nine plays, ending with Reed's 24-yard game-winning field goal with 17 seconds remaining in the contest. The key plays were a 21-yard completion from Ben Roethlisberger to Hines Ward, putting the Steelers at the Dolphins' 19, and a 6-yard completion from Roethlisberger to Willie Reid on third-and-3 from the Dolphins' 12.

MIAMI	0	0	0	0	-	0
PITTSBURGH	0	0	0	3	-	3

TEAM	SCORE	DRIVE (Plays/Yards/Time)	CLOCK QTR TIME	SCORE VIS. HOME
PIT	Reed 24 field goal	9/36/3:56	4 0:17	0 3

ATT. - 57,704

	MIAMI	PITTSBURGH
First Downs/Total-Rush-Pass-Penalty	9/4-5-0	13/3-10-0
Third Down Efficiency	3-12/25.0	4-12/33.3
Total Yards-Plays-Average	159-51-3.1	216-55-3.9
Rushes-Yards-Average	23-49-2.1	29-84-2.9
Net Yards Passing-Sacked-Yards Lost	110-4-22	132-5-33
Passes Attempted-Completed-Intercepted	24-14-0	21-18-1
Punts/Number-Average	6-37.3	5-34.6
Penalties/Number-Yards	4-19	3-30
Fumbles/Number-Lost	2-2	1-0
Time of Possession	25:46	34:14

INDIVIDUAL STATISTICS

RUSHING - Miami: Chatman 11-17; Williams 6-15; Cobbs 4-10; Beck 1-8; Ginn 1-(-1).

Pittsburgh: Parker 24-81; Davenport 3-2; Roethlisberger 1-1; Washington 1-0.

PASSING - Miami: Beck 23-14-0, 132 yards; Booker 1-0-0.

Pittsburgh: Roethlisberger 21-18-1, 165 yards.

RECEIVING - Miami: M. Booker 5-54; Ginn 3-35; Martin 2-35; Peele 2-3; Cobbs 1-11; Chatman 1-(-4); Hadnot 0-(-2).

Pittsburgh: Ward 9-88; Wilson 3-29; Kreider 1-15; Davis 1-9; Parker 1-8; Washington 1-6; Reid 1-6; Davenport 1-4.

INTERCEPTIONS - Miami: Porter 1-14 yards.

Pittsburgh: None.

OPPONENTS FUMBLE RECOVERIES - Miami: None.

Pittsburgh: Aaron Smith 1-0 yards; Timmons 1-0 yards.

SACKS - Miami: W. Allen 1; Holliday 1; Moses 1; Taylor 1; Crowder 0.5; Wright 0.5.

Pittsburgh: J. Harrison 1; Keisel 1; Aaron Smith 1; Farrior 0.5; Foote 0.5.

MISSED FIELD GOALS - Miami: None.

Pittsburgh: Reed 44(WL).

GAME 12

JETS 40, DOLPHINS 13
December 2, 2007

Dolphin Stadium
Miami Gardens, FL

The Jets won for the fourth straight time in this series and the seventh time in the last eight games as they converted five Dolphins turnovers into 16 points. The Jets scored on the opening series of the game when Leon Washington took a direct snap and ran 18 yards into the end zone. The score capped a 12-play, 84-yard drive in which the Jets converted a three third downs. Kellen Clemens completed all but one of his five attempts on the drive, totaling 56 yards. The Dolphins countered with a 53-yard field goal by Jay Feely, culminating a 10-play, 28-yard drive. The key play was a 2-yard run by John Beck on fourth-and-inches from the Jets' 41. The Dolphins made it a one-point game 3:04 into the second quarter on a 44-yard field goal by Feely, four plays after Joey Porter intercepted a Clemens pass that was broken up when Cameron Worrell jarred the ball out of the hands of Brad Smith. The Jets regained their four-point advantage on their next series when Mike Nugent converted a 29-yard field goal, four plays after Clemens connected with Justin

McCareins for a 51-yard completion to the Dolphins' 16. Miami claimed its first lead of the afternoon with 6:41 to play in the opening half when Will Allen forced the ball loose from Clemens on a sack, and Michael Lehan recovered it in midair, returning it 43 yards for a touchdown. The Jets went back on top on their ensuing series when Clemens hit Brad Smith for a 19-yard scoring pass, culminating a seven-play drive that started at the Jets' 44 after the Dolphins were forced to kick off from their own 8 as a result of Dolphins penalties on the fumble return for a touchdown in addition to the PAT. The Jets took a seven-point lead with 10 seconds remaining in the first half on a 40-yard field goal by Nugent, eight plays after Kerry Rhodes intercepted a John Beck pass and went 36 yards to the Jets' 45. New York opened a 10-point lead with 5:54 remaining in the third quarter on a 35-yard field goal by Nugent, five plays after Bryan Thomas forced the ball loose from Beck on a sack, and Victor Hobson recovered at the Dolphins' 33. The Jets accounted for their second fumble recovery in as many defensive series when David Harris stripped Beck of the ball and also pounced on it at the Dolphins' 29. That led to a 1-yard TD run by Thomas Jones eight plays afterward, on the second snap of the fourth quarter. Nugent added his fourth field goal of the day, from 26 yards out, 3:12 into the fourth quarter and four plays after a Drew Coleman interception. The Jets concluded the scoring with 1:52 left in the game on a 12-yard TD run by Washington, capping an 11-play, 76-yard drive.

NEW YORK	7	13	3	17	—	40
MIAMI	3	10	0	0	—	13

TEAM	SCORE	DRIVE	QTR	CLOCK	SCORE	
		(Plays/Yards/Time)		TIME	VIS.	HOME
NYJ	Washington 18 run (Nugent kick)	12/84/6:02	1	8:58	7	0
MIA	Feely 53 field goal	10/28/5:43	1	3:15	7	3
MIA	Feely 44 field goal	4/7/1:59	2	11:56	7	6
NYJ	Nugent 29 field goal	5/57/1:49	2	10:07	10	6
MIA	Lehan 43 fumble return (Feely kick)		2	6:41	10	13
NYJ	B. Smith 19 pass from Clemens (Nugent kick)	7/56/4:02	2	2:39	17	13
NYJ	Nugent 40 field goal	8/33/1:01	2	0:10	20	13
NYJ	Nugent 35 field goal	5/16/1:33	3	5:54	23	13
NYJ	T. Jones 1 run (Nugent kick)	8/29/4:52	4	14:21	30	13
NYJ	Nugent 26 field goal	4/7/1:51	4	11:48	33	13
NYJ	Washington 12 run (Nugent kick)	11/76/7:34	4	1:52	40	13

ATT. — 71,109

	NEW YORK	MIAMI
First Downs/Total-Rush-Pass-Penalty	20/9-11-0	12/4-8-0
Third Down Efficiency	10-18/55.6	6-16/37.5
Total Yards-Plays-Average	372-70-5.3	187-60-3.1
Rushes-Yards-Average	40-163-4.1	18-37-2.1
Net Yards Passing-Sacked-Yards Lost	209-6-27	150-3-27
Passes Attempted-Completed-Intercepted	24-15-1	39-23-3
Punts/Number-Average	2-30-5	3-51-0
Penalties/Number-Yards	2-11	4-42
Fumbles/Number-Lost	1-1	3-2
Time of Possession	35:00	25:00

INDIVIDUAL STATISTICS

RUSHING — New York: T. Jones 24-75, 1 TD; Washington 10-68, 2 TDs; Clemens 3-14; B. Smith 3-6.

Miami: Chatman 11-26; L. Booker 1-6; Beck 3-3; Gado 2-2; Mauia 1-0.

PASSING — New York: Clemens 24-15-1, 236 yards, 1 TD.

Miami: Beck 39-23-3, 177 yards.

RECEIVING — New York: Coles 5-69; Washington 2-35; Wright 2-24; Baker 2-10; McCareins 1-51; T. Jones 1-25; B. Smith 1-19, 1 TD; C. Davis 1-3.

Miami: L. Booker 6-63; M. Booker 4-36; Martin 4-22; Ginn 3-19; Hagan 2-14; Chatman 2-10; Peelle 1-11; Camarillo 1-2.

INTERCEPTIONS — New York: Rhodes 1-36 yards; Revis 1-1 yard; D. Coleman 1-1 yard.

Miami: Porter 1-5 yards.

OPPONENTS FUMBLE RECOVERIES — New York: Harris 1-0 yards; Hobson 1-0 yards.

Miami: Lehan 1-43, 1 TD.

SACKS — New York — Harris 1; Mosley 1; Thomas 1.

Miami: Taylor 2; W. Allen 1; Lehan 1; Porter 1; Roth 1.

MISSED FIELD GOALS — New York: None.

Miami: None.

GAME 13

BILLS 38, DOLPHINS 17
December 9, 2007

Ralph Wilson Stadium
Orchard Park, NY

Buffalo won for the fourth straight time and seventh time in the last eight games against the Dolphins in a game in which the first half was played through a steady, light snow. The Bills took a 7-0 lead 2:48 into the contest on a 13-yard TD pass from Trent Edwards to Robert Royal, three plays after John Wendling recov-

ered a fumbled punt at the Dolphins' 28. The Bills took a 14-point advantage less than seven minutes later when Edwards and Royal hooked up again, from 28 yards out, capping a three-play, 61-yard drive. On the play prior to the score, Fred Jackson broke loose for a 27-yard run. Two plays following the score, George Wilson plucked a John Beck fumble out of the air and went 20 yards for a touchdown. The Dolphins put up their first points of the day two plays later when Samkon Gado scored from 12 yards out, one play after Cleo Lemon connected with Ted Ginn for a 54-yard completion. The Bills answered with an eight-play, 35-yard drive that ended with a Rian Lindell 51-yard field goal. The Bills went over the 30-point plateau 5:27 into the second quarter on a 9-yard TD pass from Edwards to Lee Evans, two plays after Donté Whitner picked off a Cleo Lemon pass and returned it 29 yards to the Dolphins' 11. Miami accounted for the first points of the second half when Gado scored from 20 yards out, 3:35 into the half, and three plays after Jason Taylor stripped the ball from Marshawn Lynch and also recovered at the Bills' 31. The Dolphins scored for the second time in as many series when a Jay Feely 41-yard field goal culminated an eight-play, 48-yard drive that used 3:53 of the clock. The Bills tallied their initial points of the second half 2:14 into the fourth quarter when Edwards connected with Evans for a 70-yard TD pass. The Dolphins got as far as the Bills' 21 and 19, respectively, in their two fourth-quarter possessions but were turned away on downs both times.

MIAMI	7	0	10	0	-	17
BUFFALO	24	7	0	7	-	38

TEAM	SCORE	DRIVE		QTR	CLOCK		SCORE	
		(Plays/Yards/Time)			TIME	VIS.	HOME	
BUF	Royal 13 pass from Edwards (Lindell kick)	3/28/1:13		1	12:12	0		7
BUF	Royal 28 pass from Edwards (Lindell kick)	3/61/1:29		1	5:25	0		14
BUF	Wilson 20 fumble return (Lindell kick)			1	4:35	0		21
MIA	Gado 12 run (Feely kick)	2/66/0:58		1	3:37	7		21
BUF	Lindell 51 field goal	8/35/3:23		1	0:14	7		24
BUF	Evans 9 pass from Edwards (Lindell kick)	2/11/0:44		2	9:33	7		31
MIA	Gado 20 run (Feely kick)	3/31/1:33		3	11:25	14		31
MIA	Feely 41 field goal	8/48/3:53		3	6:30	17		31
BUF	Evans 70 pass from Edwards (Lindell kick)	6/85/3:12		4	12:46	17		38

ATT. – 71,018

	MIAMI	BUFFALO
First Downs/Total-Rush-Pass-Penalty	18/6-9-3	20/11-6-3
Third Down Efficiency	4-16/25.0	4-12/33.3
Total Yards-Plays-Average	285-70-4.1	389-63-6.2
Rushes-Yards-Average	21-65-3.1	40-224-5.6
Net Yards Passing-Sacked-Yards Lost	220-5-27	165-0-0
Passes Attempted-Completed-Intercepted	44-23-2	23-11-0
Punts/Number-Average	6-38.3	6-37.2
Penalties/Number-Yards	6-55	8-64
Fumbles/Number-Lost	8-3	2-1
Time of Possession	29:30	30:30

INDIVIDUAL STATISTICS

RUSHING – Miami: Gado 12-52, 2 TDs; L. Booker 4-13; Lemon 4-4; Beck 1-(-4).

Buffalo: Jackson 15-115; Lynch 23-107; Edwards 2-2.

PASSING – Miami: Beck 2-1-0, 6 yards; Lemon 42-22-2, 241 yards.

Buffalo: Edwards 23-11-0, 165 yards.

RECEIVING – Miami: Hagan 8-93; L. Booker 6-34; Ginn 4-67; Gado 2-41; Martin 2-11; Peelle 1-1.

Buffalo: Royal 3-46, 2 TDs; Reed 3-30; Evans 2-79, 2 TDs; Jackson 1-6; Gaines 1-3; Parrish 1-1.

INTERCEPTIONS – Miami: None.

Buffalo: Whitner 1-29 yards; McGee 1-2 yards.

OPPONENTS FUMBLE RECOVERIES – Miami: Taylor 1-0 yards.

Buffalo: Wilson 1-20 yards, 1 TD; Denney 1-0 yards; Wendling 1-0 yards.

SACKS – Miami: None.

Buffalo: Denney 1; Hargrove 1; Schobel 1; TEAM 1; Tripplett 0.5; Williams 0.5.

MISSED FIELD GOALS – Miami: None.

Buffalo: Lindell 46(WL).

GAME 14

DOLPHINS 22, RAVENS 16 (OT)
December 16, 2007

Dolphin Stadium
Miami Gardens, FL

The Dolphins recorded their first win of the season, their first overtime victory since 2003 and their first in overtime via a touchdown since a 2000 playoff game. The Ravens took a 3-0 lead on the opening series of the game when they put together a 10-play, 51-yard drive that ended with a Matt Stover 27-yard field goal. The key play on the drive was a 36-yard completion from Kyle Boller to Yamon Figurs on third-and-9, putting the Ravens at the Dolphins' 10. Baltimore claimed a six-point advantage 4:58 into the second quarter when Stover converted a 39-yard field goal, capping an 11-play, 42-yard drive. The key play was an 11-yard scramble by Boller on third-and-10 from the Ravens' 37. The Dolphins cut their deficit in half with 3:17 remaining

in the second quarter on a 23-yard field goal by Jay Feely, one which ended a 13-play, 70-yard drive that used 6:45 of the clock. The key play came four plays prior to the score when Cleo Lemon connected with Greg Camarillo on a 24-yard completion on third-and-7 from the Ravens' 36. Baltimore responded with an eight-play, 73-yard drive that culminated with a 17-yard TD pass from Boller to Derrick Mason with 47 seconds left in the first half. Boller completed four of his five passes, totaling 47 yards, en route to the score. The Ravens had a chance for their second score in less than a minute, but Stover's 50-yard field goal attempt as time expired in the first half was blocked by Jason Taylor. The Dolphins accounted for their first touchdown of the game with 6:51 remaining in the third quarter on a 7-yard TD run by Samkon Gado, capping a 10-play, 50-yard drive. The key play on the drive was a 21-yard completion from Lemon to Derek Hagan on third-and-10 from the Ravens' 40. On the play prior to the score, Lorenzo Booker picked up three yards on fourth-and-inches. The Dolphins tied the game 2:54 into the final frame on a 22-yard field goal by Feely, capping a 15-play, 82-yard drive that used 7:38 of the clock, as the Dolphins converted three third-down attempts en route to the score. The Dolphins took a 16-13 lead on a 29-yard field goal by Feely with 1:56 left in the game. The Dolphins began the scoring drive at their own 46 after having pinned the Ravens deep in their own territory. Lemon completed all three of his pass attempts, totaling 35 yards on the march, with his final two completions having converted a third down. The ensuing kickoff went out of bounds and the Ravens took over at their own 40. They moved 59 yards in 11 plays, setting up an 18-yard field goal by Stover with eight seconds to play in regulation. On the play prior to the score, Troy Smith, who entered the game on the previous series for an injured Boller, connected with Devard Darling for a 9-yard completion on third-and-goal from the 10. The Ravens got first dibs in overtime and proceeded to travel from their own 20 to the Dolphins' 26 in a matter of nine plays as they totaled 55 yards on their first six plays from scrimmage, five of which were runs totaling 51 yards. Stover's 44-yard field goal attempt missed wide left. The Dolphins took over at their own 34 and on the third play – a third-and-8 – Lemon found Camarillo over the middle who outraced the Ravens secondary for a 64-yard catch-and-run.

BALTIMORE	3	10	0	3	0	16
MIAMI	0	3	7	6	6	22

TEAM	SCORE	DRIVE		QTR	CLOCK		SCORE	
		(Plays/Yards/Time)			TIME	VIS.	HOME	
BAL	Stover 27 field goal	10/51/5:32		1	9:28	3		0
BAL	Stover 39 field goal	11/42/4:42		2	10:02	6		0
MIA	Feely 23 field goal	13/70/6:45		2	3:17	6		3
BAL	Mason 17 pass from Boller (Stover kick)	8/73/2:30		2	0:47	13		3
MIA	Gado 7 run (Feely kick)	10/50/4:24		3	6:51	13		10
MIA	Feely 22 field goal	15/82/7:38		4	12:06	13		13
MIA	Feely 29 field goal	11/43/4:02		4	1:56	13		16
BAL	Stover 18 field goal	11/59/1:48		4	0:08	16		16
MIA	Camarillo 64 pass from Lemon	3/66/1:41	OT		8:14	16		22

ATT. – 70,287

	BALTIMORE	MIAMI
First Downs/Total-Rush-Pass-Penalty	21/9-11-1	21/5-15-1
Third Down Efficiency	9-18/50.0	10-19/52.6
Total Yards-Plays-Average	345-70-4.9	360-73-4.9
Rushes-Yards-Average	36-163-4.5	29-72-2.5
Net Yards Passing-Sacked-Yards Lost	182-4-26	288-5-27
Passes Attempted-Completed-Intercepted	30-15-1	39-23-0
Punts/Number-Average	4-50.0	5-40.2
Penalties/Number-Yards	1-5	4-25
Fumbles/Number-Lost	0-0	1-0
Time of Possession	31:13	35:33

INDIVIDUAL STATISTICS

RUSHING – Baltimore: McGahee 29-104; M. Smith 5-39; Boller 1-11; Anderson 1-9.
Miami: Gado 18-43, 1 TD; L. Booker 8-17; Lemon 3-12.

PASSING – Baltimore: Boller 19-10-1, 159 yards, 1 TD; T. Smith 11-5-0, 49 yards.
Miami: Lemon 39-23-0, 315 yards, 1 TD.

RECEIVING – Baltimore: Darling 4-56; Mason 4-45, 1 TD; Clayton 2-28; Figurs 1-36; M. Smith 1-29; Sypniewski 1-8; Wilcox 1-4; McGahee 1-2.
Miami: M. Booker 8-88; L. Booker 6-60; Camarillo 3-109, 1 TD; Hagan 3-38; Gado 2-6; Ginn 1-14.

INTERCEPTIONS – Baltimore: None.
Miami: Lehan 1-0 yards.

OPPONENTS FUMBLE RECOVERIES – Baltimore: None.
Miami: None.

SACKS – Baltimore: Barnes 1; Gregg 1; Jones 1; Lewis 1; Suggs 1.
Miami: Taylor 2; Porter 1; Wright 1.

MISSED FIELD GOALS – Baltimore: Stover 50(B); 44(WL).
Miami: None.

GAME 15

PATRIOTS 28, DOLPHINS 7
December 23, 2007

Gillette Stadium
Foxborough, MA

The Patriots recorded the first sweep of the season series between the two teams since 2003. After forcing the Dolphins into a three-and-out on the opening series of the game, the Patriots took over at their own 30 and marched the length of the field in 10 plays, ending with an 11-yard TD pass from Tom Brady to Randy Moss on third-and-3. Brady completed seven of eight passes, totaling 63 yards, en route to the score. Brady and Moss connected for their second score of the game, from one yard out 1:28 into the second quarter, one play after a pass interference penalty in the end zone and five plays after Laurence Maroney broke loose for a 51-yard run to the Dolphins' 28. Maroney gave the Patriots a 21-point advantage 3:28 later when he went 59 yards for a touchdown. The Patriots produced their third touchdown of the second quarter 3:33 prior to the half when Brady hit Jabar Gaffney for a 48-yard TD pass, capping a six-play, 80-yard drive. The Dolphins made it to the Patriots' 4 late in the first half but were stopped on downs. The Dolphins were at the Patriots' 1 midway through the third quarter but once again were denied on downs. After forcing New England into a three-and-out, the Dolphins got the ball back and marched 65 yards in seven plays, ending with 21-yard TD strike from Cleo Lemon to Greg Camarillo, with 1:13 remaining in the third quarter. The key play leading to the score was a 22-yard scamper by Lorenzo Booker, putting the Dolphins at the Patriots' 31, three plays prior to the score. None of the Dolphins' final four possessions on the day, however, finished up past their own 30-yard line.

MIAMI	0	0	7	0	-	7
NEW ENGLAND	7	21	0	0	-	28

TEAM	SCORE	DRIVE (Plays/Yards/Time)	QTR	CLOCK TIME	SCORE	
					VIS.	HOME
NE	Moss 11 pass from Brady (Gostkowski kick)	10/70/5:15	1	8:47	0	7
NE	Moss 1 pass from Brady (Gostkowski kick)	5/79/2:10	2	13:32	0	14
NE	Maroney 59 run (Gostkowski kick)	3/68/1:20	2	10:04	0	21
NE	Gaffney 48 pass from Brady (Gostkowski kick)	6/80/3:00	2	3:33	0	28
MIA	Camarillo 21 pass from Lemon (Feely kick)	7/65/3:47	3	1:13	7	28

ATT. - 68,756

	MIAMI	NEW ENGLAND
First Downs/Total-Rush-Pass-Penalty	15/5-9-1	19/5-12-2
Third Down Efficiency	4-16/25.0	7-14/50.0
Total Yards-Plays-Average	241-70-3.4	400-61-6.6
Rushes-Yards-Average	22-108-4.9	25-196-7.8
Net Yards Passing-Sacked-Yards Lost	133-7-38	204-3-11
Passes Attempted-Completed-Intercepted	41-18-0	33-18-2
Punts/Number-Average	10-44.6	5-50.2
Penalties/Number-Yards	4-32	2-18
Fumbles/Number-Lost	1-0	2-2
Time of Possession	31:44	28:16

INDIVIDUAL STATISTICS

RUSHING - Miami: L. Booker 8-56; Chatman 9-38; Lemon 3-9; Gado 2-5.

New England: Maroney 14-156, 1 TD; Faulk 7-29; Brady 4-11.

PASSING - Miami: Lemon 41-18-0, 171 yards, 1 TD.

New England: Brady 33-18-2, 215 yards, 3 TDs; Gutierrez 0-0-0.

RECEIVING - Miami: Ginn 4-27; M. Booker 3-29; L. Booker 3-26; Martin 2-31; Camarillo 2-26, 1 TD; Chatman 2-25; Peelle 2-7.

New England: Gaffney 5-82, 1 TD; Moss 5-50, 2 TDs; Welker 5-49; Stallworth 2-25; Faulk 1-9.

INTERCEPTIONS - Miami: J. Allen 1-13 yards; Pope 1-0 yards.

New England: None.

OPPONENTS FUMBLE RECOVERIES - Miami: Bryan 1-0 yards; Spragan 1-0 yards.

New England: None.

SACKS - Miami: Porter 2; Taylor 1.

New England: Vrabel 3; Warren 1.5; Green 1; Seymour 1; Seau 0.5.

MISSED FIELD GOALS - Miami: None.

New England: None.

GAME 16

BENGALS 38, DOLPHINS 25
December 30, 2007

Dolphin Stadium
Miami Gardens, FL

The Bengals won for the first time in South Florida since 1968 and just the second occasion overall. The first points of the game came on the opening series of the contest when Jay Feely converted a 49-yard field goal to cap a nine-play, 37-yard drive, giving the Dolphins a 3-0 lead. The Bengals responded with a 13-play, 66-yard drive that ended with a 2-yard TD pass from Carson Palmer to Chad Johnson on third-and-goal, one

of three third downs converted by Cincinnati en route to the score. Three plays prior to the score, the Dolphins were called for pass interference, putting the Bengals at the Dolphins' 5. Cincinnati also was aided by a 15-yard facemask penalty on the Dolphins. Miami regained its lead with 7:03 remaining in the first half on a 5-yard TD pass from Cleo Lemon to Ted Ginn, culminating an 11-play, 72-yard drive that used 5:46 of the clock. The Bengals came back 36 seconds and two plays later with a 70-yard TD pass from Palmer to Johnson. Cincinnati added to its lead four seconds before the half on a 4-yard TD pass from Palmer to Antonio Chatman, as it needed just 58 seconds to march 63 yards in five plays, as Palmer connected on four of five passes. The Bengals went up by 18 points 1:48 into the second half when Chinedum Ndukwe scooped up a John Beck fumble and went 54 yards for a touchdown. The Dolphins cut the deficit to 11 points 2:39 into the fourth quarter on a 2-yard scoring run by Beck capping a 13-play, 86-yard drive that used 7:01 of the clock. Beck completed five of six attempts, totaling 44 yards, on the drive, including three for 18 to Ginn. Cincinnati responded four plays later with a 2-yard TD run by Kenny Watson, three plays after Palmer and Johnson hooked up for a 43-yard completion to the Dolphins' 22. The Bengals added a 30-yard field goal by Shayne Graham with 2:16 remaining in the contest, as that score culminated a 13-play, 74-yard drive that utilized 6:16 of the clock. The Dolphins answered as Beck drove the Dolphins 76 yards in nine plays, ending with a 22-yard TD pass to Derek Hagan with 28 seconds to play, a score that was followed by another completion from Beck to Hagan for the 2-point conversion.

CINCINNATI	7	14	7	10	—	38
MIAMI	3	7	0	15	—	25

TEAM	SCORE	DRIVE (Plays/Yards/Time)	CLOCK		SCORE	
			QTR	TIME	VIS.	HOME
MIA	Feely 49 field goal	9/37/3:44	1	11:16	0	3
CIN	C. Johnson 2 pass from Palmer (Graham kick)	13/66/7:23	1	3:53	7	3
MIA	Ginn 5 pass from Lemon (Feely kick)	11/72/5:46	2	7:03	7	10
CIN	C. Johnson 70 pass from Palmer (Graham kick)	2/82/0:36	2	6:27	14	10
CIN	Chatman 4 pass from Palmer (Graham kick)	5/63/0:58	2	0:04	21	10
CIN	Ndukwe 54 fumble return (Graham kick)		3	13:12	28	10
MIA	Beck 2 run (Feely kick)	13/86/7:01	4	12:21	28	17
CIN	Watson 2 run (Graham kick)	4/65/2:18	4	10:03	35	17
CIN	Graham 30 field goal	13/74/6:16	4	2:16	38	17
MIA	Hagan 22 pass from Beck (Hagan pass from Beck)	9/76/1:48	4	0:28	38	25

ATT. — 70,461

	CINCINNATI	MIAMI
First Downs/Total-Rush-Pass-Penalty	23/3-16-4	21/7-14-0
Third Down Efficiency	5-10/50.0	5-13/38.5
Total Yards-Plays-Average	393-56-7.0	336-68-4.9
Rushes-Yards-Average	24-77-3.2	25-86-3.4
Net Yards Passing-Sacked-Yards Lost	316-0-0	250-1-8
Passes Attempted-Completed-Intercepted	32-23-1	42-27-0
Punts/Number-Average	4-36.0	6-43.5
Penalties/Number-Yards	3-20	5-55
Fumbles/Number-Lost	1-0	1-1
Time of Possession	28:19	31:41

INDIVIDUAL STATISTICS

RUSHING — Cincinnati: Watson 21-69, 1 TD; C. Johnson 1-9; Palmer 2-(-1).

Miami: Chatman 12-42; L. Booker 7-33; Lemon 3-7; Beck 2-2; Gado 1-2.

PASSING — Cincinnati: Palmer 32-23-1, 316 yards, 3 TDs.

Miami: Lemon 21-14-0, 123 yards, 1 TD; Beck 21-13-0, 135 yards, 1 TD.

RECEIVING — Cincinnati: Houshmandzadeh 9-90; C. Johnson 4-131, 2 TDs; Coats 3-38; Henry 2-23; Chatman 2-16, 1 TD; Kelly 2-7; Watson 1-11.

Miami: L. Booker 7-54; Ginn 7-53, 1 TD; Martin 4-52; Hagan 2-44, 1 TD; Camarillo 2-23; Peelle 2-15;

Chatman 2-8; M. Booker 1-9.

INTERCEPTIONS —Cincinnati: None

Miami: Pope 1-0 yards.

OPPONENTS FUMBLE RECOVERIES — Cincinnati — Ndukwe 1-54 yards, 1 TD.

Miami: None.

SACKS — Cincinnati: Fanene 1.

Miami: None.

MISSED FIELD GOALS — Cincinnati: None.

Miami: None.

2007-08 ROSTER MOVES

(Daily transactions from July 19, 2007, through the last day of the regular season, December 31, 2007, plus off-season moves)

Date	Player/Coach	Transaction	Terms
July 19	C/G Samson Satele (DC#2b)	Signed	4 Years
July 23	QB John Beck (DC#2a)	Signed	4 Years
	C/G Drew Mormino (DC#6b)	Signed	4 Years
	DT Brian Soi	Signed as an Undrafted College Free Agent	
		Placed on Active/NFI (wrist)	
	CB André Goodman	Placed on Active/PUP (shoulder)	
	T Joe Toledo	Placed on Active/PUP (foot)	
July 28	WR Ted Ginn, Jr. (DC#1)	Signed	5 Years
	TE Courtney Anderson	Awarded off Waivers (from Oakland)	
	S David Lofton	Waived	
	DT Brian Soi	Activated off Active/NFI	
Aug. 1	T Marion Dukes	Placed on Reserve/Left Squad list	
Aug. 25	T Mike Rosenthal	Placed on Injured Reserve (shoulder)	
Aug. 27	P Ryan Flinn	Waived	
	S Chris Harrell	Waived	
	CB Shirdonya Mitchell	Waived	
	RB Ray Perkins	Waived	
	K Matt Prater	Waived	
	TE Jason Rader	Waived	
	WR David Sutton	Waived	
	S Christopher Vedder	Waived	
	DT Kevin Vickerson	Waived	
Aug. 29	T Joe Toledo	Placed on Reserve/PUP (foot)	
	DE Jorge Cordova	Signed	
Sept. 1	CB André Goodman	Activated off Active/PUP	
	TE Courtney Anderson	Waived	
	DE Mkristo Bruce	Waived	
	DE Jorge Cordova	Waived	
	FB Kyle Eckel	Waived	
	G Tala Esera	Waived	
	TE Aaron Halterman	Waived	
	QB Gibran Hamdan	Waived	
	S Tuff Harris	Waived	
	CB Derrick Johnson	Waived	
	G Marquay Love	Waived	
	WR Michael Malone	Waived	
	TE Tim Massaquoi	Waived	
	G Stephen Parker	Waived	
	CB Geoff Pope	Waived	
	DT Brian Soi	Waived	
	T Julius Wilson	Waived	
	LB Jim Maxwell	Waived/Injured	
	LB Robert McCune	Waived/Injured	
	WR P.K. Sam	Waived/Injured	
	G Dan Stevenson	Waived/Injured	
	WR Az-Zahir Hakim	Contract Terminated	
	FB Cory Schlesinger	Contract Terminated	
Sept. 2	C Johnathan Ingram	Waived	
	WR Kerry Reed	Waived	
	G/C Drew Mormino	Placed on Injured Reserve (shoulder)	
	WR Greg Camarillo	Awarded off Waivers (from San Diego)	
	T Cory Lekkerkerker	Awarded off Waivers (from San Diego)	
	G/C Gene Mruczkowski	Awarded off Waivers (from New England)	
	TE Aaron Halterman	Signed to Practice Squad	
	S Tuff Harris	Signed to Practice Squad	
	G Marquay Love	Signed to Practice Squad	
	T Julius Wilson	Signed to Practice Squad	
Sept. 4	G Tala Esera	Signed to Practice Squad	
	WR Kerry Reed	Signed to Practice Squad	
	WR Chandler Williams	Signed to Practice Squad	
Sept. 7	LB Kelvin Smith	Waived	
	DE Rob Ninkovich	Awarded off Waivers (from New Orleans)	
Sept. 11	S Yermiah Bell	Placed on Injured Reserve (Achilles' tendon)	
	DE Akbar Gbaja-Biamila	Waived	
	S Donovan Darius	Signed	
	S Lamont Thompson	Signed	

Date	Player/Coach	Transaction	Terms
Sept. 11	LB Kelvin Smith	Signed to Practice Squad	
Oct. 10	S Lamont Thompson	Contract Terminated	
	DT Sam Rayburn	Signed	
Oct. 16	WR Chris Chambers	Traded to San Diego for a 2008 2nd-Round Draft Choice	
	S Donovin Darius	Contract Terminated	
	DT Chase Page	Placed on Injured Reserve (shoulder)	
Oct. 17	DT Jesse Mahelona	Signed	
	DE Derreck Robinson	Signed	
Oct. 18	DT Anthony Bryant	Signed	
Oct. 20	QB Trent Green	Placed on Injured Reserve (concussion)	
	WR Kerry Reed	Signed off Practice Squad	
Oct. 24	DT Jesse Mahelona	Waived	
	RB Ronnie Brown	Placed on Injured Reserve (knee)	
	S Renaldo Hill	Placed on Injured Reserve (knee)	
	TE Aaron Halterman	Signed off Practice Squad	
	DE Quentin Moses	Signed	
	S Lance Schulters	Signed	
	RB Samkon Gado	Awarded off Waivers (from Houston)/Received Exemption	
Oct. 30	DT Sam Rayburn	Waived	
Nov. 6	LB Abraham Wright	Placed on Injured Reserve (knee)	
Nov. 7	CB Jerome Perry	Signed	
Nov. 14	S Travares Tillman	Placed on Injured Reserve (knee)	
	S Tuff Harris	Activated off Practice Squad	
	RB Ricky Williams	Reinstated by NFL	
Nov. 26	RB Samkon Gado	Waived	
	RB Ricky Williams	Activated to 53-man roster from exempt list	
Nov. 28	RB Ricky Williams	Placed on Injured Reserve (pectoral)	
	RB Samkon Gado	Signed	
Dec. 4	WR Kerry Reed	Waived	
	LB Zach Thomas	Placed on Injured Reserve (migraine)	
	S Cameron Worrell	Placed on Injured Reserve (knee)	
	LB Kelvin Smith	Signed off Practice Squad	
	T Julius Wilson	Signed off Practice Squad	
Dec. 5	LB Mark Washington	Signed off San Francisco's Practice Squad	
Dec. 20	Bill Parcells	Named Executive Vice President of Football Operations	
Dec. 22	LB Channing Crowder	Placed on Injured Reserve (knee)	
	QB Casey Bramlet	Signed off Practice Squad	
Dec. 26	CB André Goodman	Placed on Injured Reserve (knee)	
	G Ikechuku Ndukwe	Signed off Baltimore's practice squad	
Dec. 31	Randy Mueller	Left club as General Manager	
	Mike Baugh	Left club as Assistant Director of Player Personnel	
	Rick Thompson	Left club as Coordinator of College Scouting	

OFF-SEASON MOVES

Date	Player/Coach	Transaction	Terms
Jan. 2	Jeff Ireland	Named General Manager	
	LB Marcello Church	Signed to "future" contract	
	G Marquay Love	Signed to "future" contract	
	WR Chandler Williams	Signed to "future" contract	
Jan. 3	Cam Cameron	Released as Head Coach	
	All but two assistants (George Edwards, Steve Hoffman)	Released from coaching staff	
Jan. 7	WR Kerry Reed	Signed to "future" contract	
Jan. 10	David Lee	Named Quarterbacks Coach	
Jan. 15	Brian Gaine	Named Assistant Director of Player Personnel	
Jan. 16	Tony Sparano	Named Head Coach	
Jan. 18	Mike Maser	Named Offensive Line Coach	
Jan. 22	Evan Marcus	Named Strength and Conditioning Coach	
	James Saxon	Named Running Backs Coach	
Jan. 23	Paul Pasqualoni	Named Defensive Coordinator	
	Todd Bowles	Named Assistant Head Coach/Secondary	
	Kacy Rodgers	Named Defensive Line Coach	
	David Corrao	Named Defensive Quality Control Coach	
Jan. 24	Karl Dorrell	Named Wide Receivers Coach	
Jan. 28	John Bonamego	Named Special Teams Coordinator	
	Steve Bush	Named Offensive Quality Control Coach	
	George DeLeone	Named Tight Ends Coach	
	Dave Puloka	Named Assistant Strength and Conditioning Coach	
	Jim Reid	Named Outside Linebackers Coach	
	QB Matt Baker	Signed	
	OL Trey Darilek	Signed	
	LB Junior Glymph	Signed	
Feb. 4	Dan Henning	Named Offensive Coordinator	
Feb. 6	CB Joey Thomas	Signed	

Date	Player/Coach	Transaction	Terms
Feb. 11	WR Marty Booker	Contract Terminated	
	QB Trent Green	Contract Terminated	
	T L.J. Shelton	Contract Terminated	
	DT Keith Traylor	Contract Terminated	
	T Anthony Alabi	Waived	
	DT Anthony Bryant	Waived	
	T Marion Dukes	Waived	
	DT Marquay Love	Waived	
	T Joe Toledo	Waived	
Feb. 14	LB Zach Thomas	Contract Terminated	
Feb. 28	WR David Kircus	Signed	
Feb. 29	TE Sean Ryan	Signed as a UFA (N.Y. Jets)	1 Year
	WR Ernest Wilford	Signed as a UFA (Jacksonville)	4 Years
	DT Jason Ferguson	Acquired from Dallas involving undisclosed DCs	
Mar. 1	LB Charlie Anderson	Signed as a UFA (Houston)	3 Years
	QB Josh McCown	Signed as a UFA (Oakland)	2 Years
	G Justin Smiley	Signed as a UFA (San Francisco)	5 Years
	DE Randy Starks	Signed as a UFA (Tennessee)	5 Years
	LB Reggie Torbor	Signed as a UFA (N.Y. Giants)	4 Years
Mar. 3	S Jeremiah Bell	Re-Signed	1 Year
Mar. 5	CB Michael Lehan	Re-Signed	4 Years
	FB Boomer Grigsby	Signed	1 Year
Mar. 11	S Keith Davis	Signed as a UFA (Dallas)	2 Years
Mar. 12	K Dave Rayner	Signed	1 Year
Mar. 14	CB Nathan Jones	Signed as a UFA (Dallas)	2 Years
Mar. 20	WR Tab Perry	Signed	1 Year
Mar. 31	S Chris Crocker	Signed as a UFA (Atlanta)	1 Year
Apr. 14	CB Will Billingsley	Signed	
Apr. 22	T Jake Long (DC#1)	Signed	Multi-Year
Apr. 24	QB Casey Bramlet	Waived	
	LB Marcello Church	Waived	
	S Tuff Harris	Waived	
	CB Jereme Perry	Waived	
	WR Kerry Reed	Waived	
	LB Mark Washington	Waived	
	WR Chandler Williams	Waived	
	S Cameron Worrell	Waived/Failed Physical	
Apr. 26	LB Akin Ayodele	Acquired from Dallas, along with Anthony Fasano for a 2008 4th-round DC	
	TE Anthony Fasano	Acquired from Dallas, along with Akin Ayodele for a 2008 4th-round DC	
	RB Lorenzo Booker	Traded to Philadelphia for a 2008 4th-round DC (115th overall)	
Apr. 27	2008 4th-round DC (64th overall) to Detroit for a 2008 4th-round DC (66th overall) and a 2008 6th-round DC (176th overall)		
	2008 4th-round DC (115th overall) and 2008 7th-round DC (208th overall) to Chicago for 2008 4th-round DC (110th overall)		
Apr. 29	QB Matt Baker	Waived	
	DT Steve Fifita	Waived	
May 1	WR Davone Bess	Signed as an Undrafted College Free Agent	
	LB Titus Brown	Signed as an Undrafted College Free Agent	
	C Mike Byrne	Signed as an Undrafted College Free Agent	
	K Dan Carpenter	Signed as an Undrafted College Free Agent	
	WR Jayson Foster	Signed as an Undrafted College Free Agent	
	T Dan Gore	Signed as an Undrafted College Free Agent	
	T Daren Heerspink	Signed as an Undrafted College Free Agent	
	CB Aaron Lane	Signed as an Undrafted College Free Agent	
	WR Selwyn Lymon	Signed as an Undrafted College Free Agent	
	TE Matthew Mulligan	Signed as an Undrafted College Free Agent	
	LB Kelly Poppinga	Signed as an Undrafted College Free Agent	
	WR Marcel Reece	Signed as an Undrafted College Free Agent	
	DT Kory Robertson	Signed as an Undrafted College Free Agent	
	WR Justin Wynn	Signed as an Undrafted College Free Agent	
May 3	DT Anthony Toribio	Signed as an Undrafted College Free Agent	
May 5	CB Aaron Lane	Waived	
	WR Marcel Reece	Waived	
	DE Derreck Robinson	Waived	
	LB Abraham Wright	Waived	
	CB Scorpio Babers	Signed as an Undrafted College Free Agent	
	DE Keith Saunders	Signed as an Undrafted College Free Agent	
May 16	G/C Drew Mormino	Waived/Failed Physical	
May 19	G Steve McKinney	Signed	
	RB Jalen Parmele (DC#6a)	Signed	Multi-Year

Date	Player/Coach	Transaction	Terms
May 19	RB Lex Hilliard (DC#6c)	Signed	Multi-Year
	DE Lionel Dotson (DC#7)	Signed	Multi-Year
	C Matt Spanos	Signed as an Undrafted College Free Agent	
May 23	G Donald Thomas (DC#6b)	Signed	Multi-Year
May 28	WR Tab Perry	Waived/Injured	
May 30	G Shawn Murphy (DC#4)	Signed	Multi-Year
June 7	K Dave Rayner	Waived	
June 9	WR John Dunlap	Signed as an Undrafted College Free Agent	
June 10	Dick Haley	Named Player Personnel Analyst	
	Chris Shea	Named Personnel Coordinator	
	Mike Murphy	Named Regional Scout	
	Joe Schoen	Named National Scout	

DOLPHINS VS. THE NFL

(Records include post-season games)

MIAMI 8, ARIZONA 1

(formerly St. Louis, Phoenix)

11/27/72	– at Miami 31, St. Louis 10
11/24/77	– Miami 55, at St. Louis 14
10/1/78	– at Miami 24, St. Louis 10
9/6/81	– Miami 20, at St. Louis 7
9/30/84	– Miami 36, at St. Louis 28
11/4/90	– at Miami 23, Phoenix 3
9/8/96	– Miami 38, at Arizona 10
9/19/99	– at Miami 19, Arizona 16
11/7/04	– Arizona 24, at Miami 23

MIAMI 7, ATLANTA 3

11/30/70	– Miami 20, at Atlanta 7
11/3/74	– at Miami 42, Atlanta 7
9/21/80	– Miami 20, at Atlanta 17
12/10/83	– at Miami 31, Atlanta 24
11/30/86	– Atlanta 20, at Miami 14
10/11/92	– at Miami 21, Atlanta 17
12/3/95	– at Miami 21, Atlanta 20
12/27/98	– at Atlanta 38, Miami 16
12/30/01	– at Miami 21, Atlanta 14
11/6/05	– Atlanta 17, at Miami 10

MIAMI 5, BALTIMORE 2

10/19/97	– Miami 24, at Baltimore 13
9/17/00	– at Miami 19, Baltimore 6
1/13/02	– *Baltimore 20, at Miami 3
11/17/02	– at Miami 26, Baltimore 7
11/16/03	– at Miami 9, Baltimore 6 (ot)
1/2/05	– at Baltimore 30, Miami 23
12/16/07	– at Miami 22, Baltimore 16 (ot)

MIAMI 50, BUFFALO 37 (1 tie)

9/18/66	– at Buffalo 58, Miami 24
11/6/66	– Buffalo 29, at Miami 0
11/5/67	– at Buffalo 35, Miami 13
11/26/67	– at Miami 17, Buffalo 14
10/12/68	– at Miami 14, Buffalo 14 (tie)
11/10/68	– Miami 21, at Buffalo 17
10/26/69	– at Miami 24, Buffalo 6
11/16/69	– at Buffalo 28, Miami 3
10/18/70	– Miami 33, at Buffalo 14
12/20/70	– at Miami 45, Buffalo 7
9/26/71	– Miami 29, at Buffalo 14
11/7/71	– at Miami 34, Buffalo 0
10/22/72	– at Miami 24, Buffalo 23
11/5/72	– Miami 30, at Buffalo 16
10/21/73	– at Miami 27, Buffalo 6
11/18/73	– Miami 17, at Buffalo 0
9/22/74	– Miami 24, at Buffalo 16

11/17/74	– at Miami 35, Buffalo 28
10/26/75	– Miami 35, at Buffalo 30
12/7/75	– at Miami 31, Buffalo 21
9/13/76	– Miami 30, at Buffalo 21
12/5/76	– at Miami 45, Buffalo 27
9/18/77	– Miami 13, at Buffalo 0
12/17/77	– at Miami 31, Buffalo 14
9/17/78	– at Miami 31, Buffalo 24
11/12/78	– Miami 25, at Buffalo 24
9/2/79	– Miami 9, at Buffalo 7
10/14/79	– at Miami 17, Buffalo 7
9/7/80	– at Buffalo 17, Miami 7
10/19/80	– at Miami 17, Buffalo 14
10/21/81	– at Buffalo 31, Miami 21
12/19/81	– at Miami 16, Buffalo 6
11/21/82	– Miami 9, at Buffalo 7
12/27/82	– at Miami 27, Buffalo 10
9/4/83	– Miami 12, at Buffalo 0
10/9/83	– Buffalo 38, at Miami 35 (ot)
9/17/84	– Miami 21, at Buffalo 17
10/28/84	– at Miami 38, Buffalo 7
11/24/85	– Miami 23, at Buffalo 14
12/22/85	– at Miami 28, Buffalo 0
10/12/86	– at Miami 27, Buffalo 14
11/16/86	– Miami 34, at Buffalo 24
10/25/87	– Buffalo 34, at Miami 31 (ot)
11/29/87	– at Buffalo 27, Miami 0
9/11/88	– at Buffalo 9, Miami 6
11/14/88	– Buffalo 31, at Miami 6
9/10/89	– Buffalo 27, at Miami 24
10/29/89	– at Buffalo 31, Miami 17
9/16/90	– at Miami 30, Buffalo 7
12/23/90	– at Buffalo 24, Miami 14
1/12/91	– *at Buffalo 44, Miami 34
9/1/91	– at Buffalo 35, Miami 31
11/18/91	– Buffalo 41, at Miami 27
10/4/92	– Miami 37, at Buffalo 10
11/16/92	– Buffalo 26, at Miami 20
1/17/93	– **Buffalo 29, at Miami 10
9/26/93	– Miami 22, at Buffalo 13
12/19/93	– Buffalo 47, at Miami 34
10/9/94	– at Buffalo 21, Miami 11
12/4/94	– Buffalo 42, at Miami 31
10/29/95	– at Miami 23, Buffalo 6
12/17/95	– at Buffalo 23, Miami 20
12/30/95	– *at Buffalo 37, Miami 22
10/13/96	– Miami 21, at Buffalo 7
12/16/96	– at Miami 16, Buffalo 14
11/2/97	– at Buffalo 9, Miami 6
11/17/97	– at Miami 30, Buffalo 13
9/13/98	– at Miami 13, Buffalo 7
11/1/98	– at Buffalo 30, Miami 24
1/2/99	– *at Miami 24, Buffalo 17

10/4/99 – Buffalo 23, at Miami 18
 11/14/99 – at Buffalo 23, Miami 3
 10/8/00 – at Miami 22, Buffalo 13
 12/3/00 – Miami 33, at Buffalo 6
 11/25/01 – Miami 34, at Buffalo 27
 1/6/02 – at Miami 34, Buffalo 7
 10/20/02 – Buffalo 23, at Miami 10
 12/1/02 – at Buffalo 38, Miami 21
 9/21/03 – at Miami 17, Buffalo 7
 12/21/03 – Miami 20, at Buffalo 3
 10/17/04 – at Buffalo 20, Miami 13
 12/5/04 – Buffalo 42, at Miami 32
 10/9/05 – at Buffalo 20, Miami 14
 12/4/05 – at Miami 24, Buffalo 23
 9/17/06 – Buffalo 16, at Miami 6
 12/17/06 – at Buffalo 21, Miami 0
 11/11/07 – Buffalo 13, at Miami 10
 12/9/07 – at Buffalo 38, Miami 17

MIAMI 3, CAROLINA 0

11/15/98 – Miami 13, at Carolina 9
 11/4/01 – at Miami 23, Carolina 6
 9/25/05 – at Miami 27, Carolina 24

MIAMI 7, CHICAGO 3

11/29/71 – at Miami 34, Chicago 3
 11/2/75 – Miami 46, at Chicago 13
 9/23/79 – at Miami 31, Chicago 16
 12/2/85 – at Miami 38, Chicago 24
 9/4/88 – at Chicago 34, Miami 7
 11/24/91 – Miami 16, at Chicago 13 (ot)
 11/13/94 – Chicago 17, at Miami 14
 10/27/97® – Chicago 36, at Miami 33 (ot)
 12/9/02 – at Miami 27, Chicago 9
 11/5/06 – Miami 31, at Chicago 13

MIAMI 13, CINCINNATI 5

10/20/68 – Miami 24, at Cincinnati 22
 11/17/68 – Cincinnati 38, at Miami 21
 9/14/69 – at Cincinnati 27, Miami 21
 10/10/71 – Miami 23, at Cincinnati 13
 12/23/73 – *at Miami 34, Cincinnati 16
 12/2/74 – at Miami 24, Cincinnati 3
 11/20/77 – at Cincinnati 23, Miami 17
 10/9/78 – at Miami 21, Cincinnati 0
 9/14/80 – at Miami 17, Cincinnati 16
 11/28/83 – at Miami 38, Cincinnati 14
 11/8/87 – Miami 20, at Cincinnati 14
 10/15/89 – Miami 20, at Cincinnati 13
 12/9/91 – at Miami 37, Cincinnati 13
 10/2/94 – Miami 23, at Cincinnati 7
 10/1/95 – Miami 26, at Cincinnati 23
 10/1/00 – Miami 31, at Cincinnati 16
 9/19/04 – at Cincinnati 16, Miami 13
 12/30/07 – Cincinnati 38, at Miami 25

MIAMI 9, CLEVELAND 6

10/25/70 – Cleveland 28, at Miami 0
 12/24/72 – *at Miami 20, Cleveland 14
 10/15/73 – Miami 17, at Cleveland 9
 11/28/76 – at Cleveland 17, Miami 13
 11/18/79 – at Cleveland 30, Miami 24 (ot)
 1/4/86 – *at Miami 24, Cleveland 21
 11/10/86 – at Cleveland 26, Miami 16
 12/12/88 – at Miami 38, Cleveland 31
 10/8/89 – at Miami 13, Cleveland 10 (ot)
 11/25/90 – Miami 30, at Cleveland 13
 9/14/92 – Miami 27, at Cleveland 23
 10/10/93 – Miami 24, at Cleveland 14
 12/26/04 – at Miami 10, Cleveland 7
 11/20/05 – at Cleveland 22, Miami 0
 10/14/07 – at Cleveland 41, Miami 31

MIAMI 7, DALLAS 5

1/16/72 – ***Dallas 24, Miami 3
 11/22/73 – Miami 14, at Dallas 7
 11/5/78 – at Miami 23, Dallas 16
 10/25/81 – at Dallas 28, Miami 27
 12/17/84 – at Miami 28, Dallas 21
 11/22/87 – Miami 20, at Dallas 14
 11/19/89 – Miami 17, at Dallas 14
 11/25/93 – Miami 16, at Dallas 14
 10/27/96 – Dallas 29, at Miami 10
 11/25/99 – at Dallas 20, Miami 0
 11/27/03 – Miami 40, at Dallas 21
 9/16/07 – Dallas 37, at Miami 20

MIAMI 10, DENVER 4 (1 tie)

10/16/66 – at Miami 24, Denver 7
 12/4/66 – at Denver 17, Miami 7
 9/17/67 – at Miami 35, Denver 21
 10/27/68 – at Denver 21, Miami 14
 12/7/69 – at Miami 27, Denver 24
 9/17/71 – Miami 10, at Denver 10 (tie)
 12/20/75 – at Miami 14, Denver 13
 9/29/85 – Miami 30, at Denver 26
 12/21/98 – at Miami 31, Denver 21
 1/9/99 – *at Denver 38, Miami 3
 9/13/99 – Miami 38, at Denver 21
 12/2/01 – at Miami 21, Denver 10
 10/13/02 – Miami 24, at Denver 22
 12/12/04 – at Denver 20, Miami 17
 9/11/05 – at Miami 34, Denver 10

MIAMI 7, DETROIT 2

12/15/73 – at Miami 34, Detroit 7
 12/9/79 – Miami 28, at Detroit 10
 10/27/85 – at Detroit 31, Miami 21
 9/15/91 – at Detroit 17, Miami 13
 12/25/94 – at Miami 27, Detroit 20
 12/7/97 – at Miami 33, Detroit 30
 11/5/00 – Miami 23, at Detroit 8
 9/8/02 – at Miami 49, Detroit 21
 11/23/06 – Miami 27, at Detroit 10

MIAMI 9, GREEN BAY 3

12/19/71 – at Miami 27, Green Bay 6
 10/5/75 – Miami 31, at Green Bay 7
 10/28/79 – at Miami 27, Green Bay 7
 12/8/85 – Miami 34, at Green Bay 24
 9/18/88 – at Miami 24, Green Bay 17
 10/22/89 – at Miami 23, Green Bay 20
 9/22/91 – at Miami 16, Green Bay 13
 9/11/94 – Miami 24, at Green Bay 14 (at Mil.)
 9/14/97 – at Green Bay 23, Miami 18
 10/29/00 – at Miami 28, Green Bay 20
 11/4/02 – at Green Bay 24, Miami 10
 10/22/06 – Green Bay 34, at Miami 24

HOUSTON 3, MIAMI 0

9/7/03 – Houston 21, at Miami 20
 10/1/06 – at Houston 17, Miami 15
 10/7/07 – at Houston 22, Miami 19

MIAMI 46, INDIANAPOLIS 23

(formerly Baltimore)
 11/1/70 – at Baltimore 35, Miami 0
 11/22/70 – at Miami 34, Baltimore 17
 11/21/71 – at Miami 17, Baltimore 14
 12/11/71 – at Baltimore 14, Miami 3
 1/2/72 – **at Miami 21, Baltimore 0
 10/29/72 – Miami 23, at Baltimore 0
 12/16/72 – at Miami 16, Baltimore 0

11/11/73 – at Miami 44, Baltimore 0
 12/9/73 – at Baltimore 16, Miami 3
 10/27/74 – at Miami 17, Baltimore 7
 12/8/74 – Miami 17, at Baltimore 16
 11/23/75 – Baltimore 33, at Miami 17
 12/14/75 – at Baltimore 10, Miami 7 (ot)
 10/10/76 – at Baltimore 28, Miami 14
 11/22/76 – Baltimore 17, at Miami 16
 10/9/77 – at Baltimore 45, Miami 28
 12/5/77 – at Miami 17, Baltimore 6
 9/10/78 – Miami 42, at Baltimore 0
 10/29/78 – at Miami 26, Baltimore 8
 11/11/79 – at Miami 19, Baltimore 0
 11/25/79 – Miami 28, at Baltimore 24
 10/5/80 – Baltimore 30, at Miami 17
 12/14/80 – Miami 24, at Baltimore 14
 9/27/81 – Miami 31, at Baltimore 28
 11/1/81 – at Miami 27, Baltimore 10
 9/19/82 – at Miami 24, Baltimore 20
 1/2/83 – Miami 34, at Baltimore 7
 10/23/83 – Miami 21, at Baltimore 7
 11/20/83 – at Miami 37, Baltimore 0
 9/23/84 – at Miami 44, Indianapolis 7
 12/9/84 – Miami 35, at Indianapolis 17
 9/15/85 – at Miami 30, Indianapolis 13
 11/17/85 – Miami 34, at Indianapolis 20
 9/14/86 – at Miami 30, Indianapolis 10
 10/26/86 – Miami 17, at Indianapolis 13
 9/20/87 – Miami 23, at Indianapolis 10
 11/15/87 – Indianapolis 40, at Miami 21
 9/25/88 – at Indianapolis 15, Miami 13
 12/4/88 – Indianapolis 31, at Miami 28
 11/5/89 – at Miami 19, Indianapolis 13
 12/17/89 – at Indianapolis 42, Miami 13
 10/28/90 – Miami 27, at Indianapolis 7
 12/30/90 – at Miami 23, Indianapolis 17
 9/8/91 – at Miami 17, Indianapolis 6
 11/3/91 – Miami 10, at Indianapolis 6
 10/25/92 – Indianapolis 31, at Miami 20
 11/8/92 – Miami 28, at Indianapolis 0
 9/5/93 – Miami 24, at Indianapolis 20
 10/24/93 – at Miami 41, Indianapolis 27
 11/6/94 – at Miami 22, Indianapolis 21
 12/18/94 – at Indianapolis 10, Miami 6
 10/8/95 – Indianapolis 27, at Miami 24 (ot)
 11/26/95 – at Indianapolis 36, Miami 28
 9/23/96 – at Indianapolis 10, Miami 6
 11/10/96 – at Miami 37, Indianapolis 10
 8/31/97 – at Miami 16, Indianapolis 10
 12/14/97 – at Indianapolis 41, Miami 0
 9/6/98 – Miami 24, at Indianapolis 15
 11/8/98 – at Miami 27, Indianapolis 14
 10/10/99 – Miami 34, at Indianapolis 31
 12/5/99 – Indianapolis 37, at Miami 34
 11/26/00 – Miami 17, at Indianapolis 14
 12/17/00 – Indianapolis 20, at Miami 13
 12/30/00 – *at Miami 23, Indianapolis 17 (ot)
 11/11/01 – Miami 27, at Indianapolis 24
 12/10/01 – at Miami 41, Indianapolis 6
 9/15/02 – Miami 21, at Indianapolis 13
 11/2/03 – Indianapolis 23, at Miami 17
 12/31/06 – at Indianapolis 27, Miami 22

JACKSONVILLE 3, MIAMI 1

10/12/98 – at Jacksonville 28, Miami 21
 1/15/00 – *at Jacksonville 62, Miami 7
 10/12/03 – Miami 24, at Jacksonville 10
 12/3/06 – Jacksonville 24, at Miami 10

MIAMI 14, KANSAS CITY 12

11/13/66 – at Kansas City 34, Miami 16
 12/11/66 – Kansas City 19, at Miami 18

9/24/67 – Kansas City 24, at Miami 0
 10/8/67 – at Kansas City 41, Miami 0
 9/28/68 – Kansas City 48, at Miami 3
 10/19/69 – at Kansas City 17, Miami 10
 12/25/71 – *Miami 27, at Kansas City 24 (2ot)
 9/17/72 – Miami 20, at Kansas City 10
 10/20/74 – at Miami 9, Kansas City 3
 10/17/76 – Kansas City 20, at Miami 17(ot)
 12/13/81 – Miami 17, at Kansas City 7
 9/25/83 – at Miami 14, Kansas City 6
 9/22/85 – at Miami 31, Kansas City 0
 10/11/87 – at Miami 42, Kansas City 0
 12/3/89 – at Kansas City 26, Miami 21
 12/24/89 – Kansas City 27, at Miami 24
 1/5/91 – *at Miami 17, Kansas City 16
 10/13/91 – at Kansas City 42, Miami 7
 10/31/93 – at Miami 30, Kansas City 10
 12/12/94 – at Miami 45, Kansas City 28
 12/31/94 – *at Miami 27, Kansas City 17
 12/11/95 – at Miami 13, Kansas City 6
 10/5/97 – at Miami 17, Kansas City 14
 9/29/02 – at Kansas City 48, Miami 30
 10/21/05⁷⁶ – Kansas City 30, at Miami 20
 11/12/06 – at Miami 13, Kansas City 10

MIAMI 6, MINNESOTA 4

10/1/72 – Miami 16, at Minnesota 14
 1/13/74 – ***Miami 24, Minnesota 7
 12/11/76 – Minnesota 29, at Miami 7
 9/16/79 – Miami 27, at Minnesota 12
 12/5/82 – at Miami 22, Minnesota 14
 10/2/88 – at Miami 24, Minnesota 7
 9/25/94 – at Minnesota 38, Miami 35
 9/10/00 – at Minnesota 13, Miami 7
 12/21/02 – at Minnesota 20, Miami 17
 11/19/06 – at Miami 24, Minnesota 20

MIAMI 48, NEW ENGLAND 37

(formerly Boston)

11/27/66 – Boston 20, at Miami 14
 10/15/67 – at Boston 41, Miami 10
 12/17/67 – at Miami 41, Boston 32
 11/24/68 – Miami 34, at Boston 10
 12/8/68 – at Miami 38, Boston 7
 11/9/69 – Miami 17, at Boston 16
 11/30/69 – Boston 38, Miami 23 (at Tampa)
 9/20/70 – at Boston 27, Miami 14
 12/6/70 – at Miami 37, Boston 20
 10/17/71 – at Miami 41, New England 3
 12/5/71 – at New England 34, Miami 13
 11/12/72 – at Miami 52, New England 0
 12/3/72 – Miami 37, at New England 21
 9/30/73 – at Miami 44, New England 23
 10/28/73 – Miami 30, at New England 14
 9/15/74 – at New England 34, Miami 24
 12/15/74 – at Miami 34, New England 27
 9/28/75 – Miami 22, at New England 14
 12/1/75 – at Miami 20, New England 7
 9/19/76 – at New England 30, Miami 14
 10/31/76 – at Miami 10, New England 3
 11/13/77 – at Miami 17, New England 5
 12/11/77 – at New England 14, Miami 10
 10/22/78 – at New England 33, Miami 24
 12/18/78 – at Miami 23, New England 3
 10/21/79 – at New England 28, Miami 13
 11/29/79 – at Miami 39, New England 24
 10/12/80 – at New England 34, Miami 0
 12/8/80 – at Miami 16, New England 13 (ot)
 11/8/81 – Miami 30, at New England 27 (ot)
 12/6/81 – at Miami 24, New England 14
 12/12/82 – at New England 3, Miami 0
 1/8/83 – *at Miami 28, New England 13

9/11/83 – at Miami 34, New England 24
 11/13/83 – at New England 17, Miami 6
 9/9/84 – at Miami 28, New England 7
 10/21/84 – Miami 44, at New England 24
 11/3/85 – at New England 17, Miami 13
 12/16/85 – at Miami 30, New England 27
 1/12/86 – **New England 31, at Miami 14
 10/5/86 – at New England 34, Miami 7
 12/22/86 – New England 34, at Miami 27
 9/13/87 – at New England 28, Miami 21
 12/28/87 – New England 24, at Miami 10
 11/6/88 – at New England 21, Miami 10
 11/20/88 – New England 6, at Miami 3
 9/17/89 – Miami 24, at New England 10
 12/10/89 – at Miami 31, New England 10
 9/9/90 – Miami 27, at New England 24
 10/18/90 – at Miami 17, New England 10
 10/6/91 – Miami 20, at New England 10
 11/10/91 – at Miami 30, New England 20
 10/18/92^s – at Miami 38, New England 17
 12/27/92 – Miami 16, at New England 13 (ot)
 11/21/93 – at Miami 17, New England 13
 1/2/94 – at New England 33, Miami 27 (ot)
 9/4/94 – at Miami 39, New England 35
 10/30/94 – Miami 23, at New England 3
 9/10/95 – Miami 20, at New England 3
 11/12/95 – New England 34, at Miami 17
 9/1/96 – at Miami 24, New England 10
 11/3/96 – at New England 42, Miami 23
 11/23/97 – at New England 27, Miami 24
 12/22/97 – New England 14, at Miami 12
 12/28/97 – *at New England 17, Miami 3
 10/25/98 – at Miami 12, New England 9 (ot)
 11/23/98 – at New England 26, Miami 23
 10/17/99 – Miami 31, at New England 30
 11/21/99 – at Miami 27, New England 17
 9/24/00 – at Miami 10, New England 3
 12/24/00 – Miami 27, at New England 24
 10/7/01 – at Miami 30, New England 10
 12/22/01 – at New England 20, Miami 13
 10/6/02 – at Miami 26, New England 13
 12/29/02 – at New England 27, Miami 24 (ot)
 10/19/03 – New England 19, at Miami 13 (ot)
 12/7/03 – at New England 12, Miami 0
 10/10/04 – at New England 24, Miami 10
 12/20/04 – at Miami 29, New England 28
 11/13/05 – New England 23, at Miami 16
 1/1/06 – Miami 28, at New England 26
 10/8/06 – at New England 20, Miami 10
 12/10/06 – at Miami 21, New England 0
 10/21/07 – New England 49, at Miami 28
 12/23/07 – at New England 28, Miami 7

MIAMI 6, NEW ORLEANS 3

11/15/70 – at Miami 21, New Orleans 10
 11/10/74 – Miami 21, at New Orleans 0
 9/28/80 – at Miami 21, New Orleans 16
 10/2/83 – at New Orleans 17, Miami 7
 12/7/86 – Miami 31, at New Orleans 27
 11/29/92 – at New Orleans 24, Miami 13
 10/15/95 – at New Orleans 33, Miami 30
 11/29/98 – at Miami 30, New Orleans 10
 10/30/05 – Miami 21, at New Orleans 6 (at Baton Rouge, La.)

N.Y. GIANTS 4, MIAMI 2

12/10/72 – Miami 23, at N.Y. Giants 13
 9/23/90 – at N.Y. Giants 20, Miami 3
 12/5/93 – N.Y. Giants 19, at Miami 14
 12/8/96 – N.Y. Giants 17, at Miami 7
 10/5/03 – Miami 23, at N.Y. Giants 10
 10/28/07 – N.Y. Giants 13, at Miami 10 (at London, England)

N.Y. JETS 45, MIAMI 39 (1 tie)

9/9/66 – N.Y. Jets 19, at Miami 14
 11/20/66 – at N.Y. Jets 30, Miami 13
 10/1/67 – at N.Y. Jets 29, Miami 7
 10/22/67 – N.Y. Jets 33, at Miami 14
 12/1/68 – at N.Y. Jets 35, Miami 17
 12/15/68 – N.Y. Jets 31, at Miami 7
 11/2/69 – at N.Y. Jets 34, Miami 31
 12/14/69 – N.Y. Jets 27, at Miami 9
 10/10/70 – Miami 20, at N.Y. Jets 6
 12/13/70 – at Miami 16, N.Y. Jets 10
 10/3/71 – N.Y. Jets 14, at Miami 10
 10/24/71 – Miami 30, at N.Y. Jets 14
 10/8/72 – Miami 27, at N.Y. Jets 17
 11/19/72 – at Miami 28, N.Y. Jets 24
 10/7/73 – at Miami 31, N.Y. Jets 3
 11/4/73 – Miami 24, at N.Y. Jets 14
 10/7/74 – at Miami 21, N.Y. Jets 17
 11/24/74 – at N.Y. Jets 17, Miami 14
 10/19/75 – Miami 43, at N.Y. Jets 0
 11/9/75 – at Miami 27, N.Y. Jets 7
 9/26/76 – at Miami 16, N.Y. Jets 0
 11/7/76 – Miami 27, at N.Y. Jets 7
 10/16/77 – at Miami 21, N.Y. Jets 17
 11/6/77 – Miami 14, at N.Y. Jets 10
 9/3/78 – at N.Y. Jets 33, Miami 20
 11/26/78 – N.Y. Jets 24, at Miami 13
 9/30/79 – at N.Y. Jets 33, Miami 27
 12/15/79 – N.Y. Jets 27, at Miami 24
 10/27/80 – at N.Y. Jets 17, Miami 14
 12/20/80 – N.Y. Jets 24, at Miami 17
 10/4/81 – at Miami 28, N.Y. Jets 28 (tie)
 11/22/81 – at N.Y. Jets 16, Miami 15
 9/12/82 – Miami 45, at N.Y. Jets 28
 12/18/82 – at Miami 20, N.Y. Jets 19
 1/23/83 – **at Miami 14, N.Y. Jets 0
 10/16/83 – Miami 32, at N.Y. Jets 14
 12/16/83 – at Miami 34, N.Y. Jets 14
 11/4/84 – Miami 31, at N.Y. Jets 17
 11/26/84 – at Miami 28, N.Y. Jets 17
 10/14/85 – at N.Y. Jets 23, Miami 7
 11/10/85 – at Miami 21, N.Y. Jets 17
 9/21/86 – at N.Y. Jets 51, Miami 45 (ot)
 11/24/86 – at Miami 45, N.Y. Jets 3
 10/18/87 – at N.Y. Jets 37, Miami 31 (ot)
 12/7/87 – at Miami 37, N.Y. Jets 28
 10/23/88 – N.Y. Jets 44, at Miami 30
 11/27/88 – at N.Y. Jets 38, Miami 34
 9/24/89 – N.Y. Jets 40, at Miami 33
 11/12/89 – Miami 31, at N.Y. Jets 23
 10/7/90 – at Miami 20, N.Y. Jets 16
 11/11/90 – Miami 17, at N.Y. Jets 3
 9/29/91 – at N.Y. Jets 41, Miami 23
 12/22/91 – N.Y. Jets 23, at Miami 20 (ot)
 11/1/92 – at N.Y. Jets 26, Miami 14
 12/20/92 – at Miami 19, N.Y. Jets 17
 9/12/93 – N.Y. Jets 24, at Miami 14
 11/7/93 – at N.Y. Jets 27, Miami 10
 9/18/94 – at Miami 28, N.Y. Jets 14
 11/27/94 – Miami 28, at N.Y. Jets 24
 9/3/95 – at Miami 52, N.Y. Jets 14
 10/22/95 – at N.Y. Jets 17, Miami 16
 9/15/96 – at Miami 36, N.Y. Jets 27
 12/22/96 – Miami 31, at N.Y. Jets 28
 10/12/97 – Miami 31, at N.Y. Jets 20
 11/9/97 – at Miami 24, N.Y. Jets 17
 10/4/98 – at N.Y. Jets 20, Miami 9
 12/13/98 – N.Y. Jets 21, at Miami 16
 12/12/99 – at N.Y. Jets 28, Miami 20
 12/27/99 – N.Y. Jets 38, at Miami 31
 10/23/00 – at N.Y. Jets 40, Miami 37 (ot)
 11/19/00 – N.Y. Jets 20, at Miami 3
 10/14/01 – at N.Y. Jets 21, Miami 17

11/18/01 – N.Y. Jets 24, at Miami 0
 9/22/02 – at Miami 30, N.Y. Jets 3
 11/10/02 – at N.Y. Jets 13, Miami 10
 9/14/03 – Miami 21, at N.Y. Jets 10
 12/28/03 – at Miami 23, N.Y. Jets 21
 10/3/04 – N.Y. Jets 17, at Miami 9
 11/1/04 – at N.Y. Jets 41, Miami 14
 9/18/05 – at N.Y. Jets 17, Miami 7
 12/18/05 – at Miami 24, N.Y. Jets 20
 10/15/06 – at N.Y. Jets 20, Miami 17
 12/25/06 – N.Y. Jets 13, at Miami 10
 9/23/07 – at N.Y. Jets 31, Miami 28
 12/2/07 – N.Y. Jets 40, at Miami 13

OAKLAND 19, MIAMI 12 (1 tie)

(formerly Los Angeles)

9/2/66 – Oakland 23, at Miami 14
 10/9/66 – at Oakland 21, Miami 10
 11/19/67 – at Oakland 31, Miami 17
 9/21/68 – Oakland 47, at Miami 21
 9/20/69 – at Oakland 20, Miami 17
 10/4/69 – at Miami 20, Oakland 20 (tie)
 10/3/70 – at Miami 20, Oakland 13
 12/27/70 – *at Oakland 21, Miami 14
 9/23/73 – at Oakland 12, Miami 7 (at Berkeley)
 12/30/73 – **at Miami 27, Oakland 10
 12/21/74 – *at Oakland 28, Miami 26
 9/22/75 – Oakland 31, at Miami 21
 12/10/78 – at Miami 23, Oakland 6
 10/8/79 – at Oakland 13, Miami 3
 11/2/80 – at Oakland 16, Miami 10
 11/15/81 – Oakland 33, at Miami 17
 9/19/83 – at L.A. Raiders 27, Miami 14
 12/2/84 – L.A. Raiders 45, at Miami 34
 10/19/86 – L.A. Raiders 30, at Miami 28
 10/9/88 – Miami 24, at L.A. Raiders 14
 11/19/90 – L.A. Raiders 13, at Miami 10
 12/14/92 – at Miami 20, L.A. Raiders 7
 10/16/94 – at Miami 20, L.A. Raiders 17(ot)
 12/1/96 – at Oakland 17, Miami 7
 11/30/97 – Miami 34, at Oakland 16
 12/6/98 – Miami 27, at Oakland 17
 10/31/99 – Miami 16, at Oakland 9
 1/6/01 – *at Oakland 27, Miami 0
 9/23/01 – at Miami 18, Oakland 15
 12/15/02 – at Miami 23, Oakland 17
 11/27/05 – Miami 33, at Oakland 21
 9/30/07 – Oakland 35, at Miami 17

MIAMI 7, PHILADELPHIA 5

11/8/70 – at Philadelphia 24, Miami 17
 10/12/75 – at Miami 24, Philadelphia 16
 9/24/78 – at Philadelphia 17, Miami 3
 11/30/81 – at Miami 13, Philadelphia 10
 11/11/84 – at Miami 24, Philadelphia 23
 12/13/87 – Miami 28, at Philadelphia 10
 12/9/90 – at Miami 23, Philadelphia 20(ot)
 11/14/93 – Miami 19, at Philadelphia 14
 10/20/96 – at Philadelphia 35, Miami 28
 10/24/99 – at Miami 16, Philadelphia 13
 12/15/03 – Philadelphia 34, at Miami 27
 11/18/07 – at Philadelphia 17, Miami 7

MIAMI 11, PITTSBURGH 11

11/14/71 – at Miami 24, Pittsburgh 21
 12/31/72 – **Miami 21, at Pittsburgh 17
 12/3/73 – at Miami 30, Pittsburgh 26
 11/14/76 – at Pittsburgh 14, Miami 3
 12/30/79 – *at Pittsburgh 34, Miami 14
 11/30/80 – at Pittsburgh 23, Miami 10
 9/10/81 – at Miami 30, Pittsburgh 10
 10/7/84 – Miami 31, at Pittsburgh 7
 1/6/85 – **at Miami 45, Pittsburgh 28

10/6/85 – at Miami 24, Pittsburgh 20
 11/1/87 – at Miami 35, Pittsburgh 24
 12/18/88 – at Pittsburgh 40, Miami 24
 11/26/89 – Pittsburgh 34, at Miami 14
 9/30/90 – Miami 28, at Pittsburgh 6
 12/13/93 – Pittsburgh 21, at Miami 20
 11/20/94 – at Pittsburgh 16, Miami 13(ot)
 9/18/95 – at Miami 23, Pittsburgh 10
 11/25/96 – Pittsburgh 24, at Miami 17
 9/20/98 – at Miami 21, Pittsburgh 0
 9/26/04 – Pittsburgh 13, at Miami 3
 9/7/06 – at Pittsburgh 28, Miami 17
 11/26/07 – at Pittsburgh 3, Miami 0

MIAMI 8, SAINT LOUIS 2

(formerly Los Angeles)

10/31/71 – Miami 20, at Los Angeles 14
 10/3/76 – Los Angeles 31, at Miami 28
 11/9/80 – Miami 35, at Los Angeles 14
 10/30/83 – at Miami 30, L.A. Rams 14
 12/14/86 – Miami 37, at L.A. Rams 31(ot)
 9/20/92 – at Miami 26, L.A. Rams 10
 12/24/95 – Miami 41, at St. Louis 22
 10/18/98 – at Miami 14, St. Louis 0
 9/30/01 – at St. Louis 42, Miami 10
 10/24/04 – at Miami 31, St. Louis 14

MIAMI 13, SAN DIEGO 12

10/2/66 – at San Diego 44, Miami 10
 11/12/67 – at San Diego 24, Miami 0
 12/10/67 – at Miami 41, San Diego 24
 11/3/68 – at San Diego 34, Miami 28
 10/11/69 – San Diego 21, at Miami 14
 10/15/72 – at Miami 24, San Diego 10
 9/29/74 – Miami 28, at San Diego 21
 10/30/77 – San Diego 14, at Miami 13
 10/15/78 – Miami 28, at San Diego 21
 11/20/80 – San Diego 27, at Miami 24 (ot)
 1/2/82 – *San Diego 41, at Miami 38 (ot)
 1/16/83 – *at Miami 34, San Diego 13
 11/18/84 – at San Diego 34, Miami 28 (ot)
 9/7/86 – at San Diego 50, Miami 28
 10/16/88 – at Miami 31, San Diego 28
 12/15/91 – at San Diego 38, Miami 30
 1/10/93 – *at Miami 31, San Diego 0
 12/27/93 – at San Diego 45, Miami 20
 1/8/95 – * at San Diego 22, Miami 21
 11/5/95 – Miami 24, at San Diego 14
 12/19/99 – at Miami 12, San Diego 9
 11/12/00 – Miami 17, at San Diego 7
 11/24/02 – at Miami 30, San Diego 3
 10/27/03 – Miami 26, San Diego 10 (at Tempe, Ariz.)
 12/11/05 – Miami 23, at San Diego 21

MIAMI 5, SAN FRANCISCO 5

9/16/73 – at Miami 21, San Francisco 13
 9/25/77 – Miami 19, at San Francisco 15
 11/16/80 – at Miami 17, San Francisco 13
 11/6/83 – Miami 20, at San Francisco 17
 1/20/85 – ***San Francisco 38, Miami 16
 9/28/86 – San Francisco 31, at Miami 16
 12/6/92 – at San Francisco 27, Miami 3
 11/20/95 – San Francisco 44, at Miami 20
 12/16/01 – at San Francisco 21, Miami 0
 11/28/04 – Miami 24, at San Francisco 17

MIAMI 8, SEATTLE 4

10/23/77 – at Miami 31, Seattle 13
 9/9/79 – at Miami 19, Seattle 10
 12/31/83 – *Seattle 27, at Miami 20
 12/29/84 – *at Miami 31, Seattle 10

10/4/87 – at Seattle 24, Miami 20
 12/16/90 – at Miami 24, Seattle 17
 9/27/92 – Miami 19, at Seattle 17
 10/6/96 – Seattle 22, at Miami 15
 1/9/00 – *Miami 20, at Seattle 17
 9/3/00 – at Miami 23, Seattle 0
 10/28/01 – Miami 24, at Seattle 20
 11/21/04 – at Seattle 24, Miami 17

MIAMI 4, TAMPA BAY 4

10/24/76 – Miami 23, at Tampa Bay 20
 11/29/82 – at Tampa Bay 23, Miami 17
 10/20/85 – at Miami 41, Tampa Bay 38
 10/30/88 – Miami 17, at Tampa Bay 14
 12/1/91 – at Miami 33, Tampa Bay 14
 9/21/97 – at Tampa Bay 31, Miami 21
 12/10/00 – Tampa Bay 16, at Miami 13
 10/16/05 – at Tampa Bay 27, Miami 13

MIAMI 17, TENNESSEE 14

(formerly Houston)

10/23/66 – Miami 20, at Houston 13
 12/18/66 – at Miami 29, Houston 28
 12/3/67 – at Houston 17, Miami 14
 12/23/67 – Houston 41, at Miami 10
 9/14/68 – Houston 24, at Miami 10
 10/6/68 – Miami 24, at Houston 7
 9/28/69 – at Houston 22, Miami 10
 11/23/69 – Houston 32, at Miami 7
 9/27/70 – Miami 20, at Houston 10
 9/24/72 – at Miami 34, Houston 13
 11/16/75 – at Houston 20, Miami 19
 10/2/77 – at Miami 27, Houston 7
 11/20/78 – at Houston 35, Miami 30
 12/24/78 – *Houston 17, at Miami 9
 11/5/79 – Houston 9, at Miami 6

9/20/81 – Miami 16, at Houston 10
 12/4/83 – Miami 24, at Houston 17
 10/14/84 – at Miami 28, Houston 10
 9/8/85 – at Houston 26, Miami 23
 11/2/86 – at Miami 28, Houston 7
 10/1/89 – at Houston 39, Miami 7
 10/20/91 – Houston 17, at Miami 13
 11/22/92 – at Miami 19, Houston 16
 11/17/96 – Miami 23, at Houston 20
 9/7/97 – at Miami 16, Tennessee 13 (ot)
 11/7/99 – at Miami 17, Tennessee 0
 9/9/01 – Miami 31, at Tennessee 23
 11/9/03 – at Tennessee 31, Miami 7
 9/11/04# – Tennessee 17, at Miami 7
 12/24/05 – at Miami 24, Tennessee 10
 9/24/06 – at Miami 13, Tennessee 10

MIAMI 7, WASHINGTON 5

1/14/73 – *** Miami 14, Washington 7
 10/13/74 – at Washington 20, Miami 17
 12/3/78 – Miami 16, at Washington 0
 10/18/81 – at Miami 13, Washington 10
 1/30/83 – *** Washington 27, Miami 17
 9/2/84 – Miami 35, at Washington 17
 12/20/87 – at Miami 23, Washington 21
 12/2/90 – at Washington 42, Miami 20
 10/4/93 – at Miami 17, Washington 10
 1/2/00 – at Washington 21, Miami 10
 11/23/03 – at Miami 24, Washington 23
 9/9/07 – at Washington 16, Miami 13(ot)

* AFC Playoff ** AFC Championship
 ***Super Bowl

\$ - Game originally scheduled for 9/7/92
 @ - Game originally scheduled for 10/26/97
 # - Game originally scheduled for 9/12/04
 % - Game originally scheduled for 10/23/05

RECORDS OF DOLPHINS STARTING QBs (1966-2007)

PLAYER	YEARS	REGULAR SEASON	PLAYOFFS	TOTAL
Dan Marino	1983-99	147-93-0	8-10	155-103-0
Bob Griese	1967-80	92-56-3	6-5	98-61-3
Jay Fiedler	2000-04	36-23-0	1-2	37-25-0
David Woodley	1980-83	27-12-1	3-2	30-14-1
Don Strock	1974-87	14-6-0	0-0	14-6-0
Earl Morrall	1972-76	11-1-0	2-0	13-1-0
Gus Frerotte	2005	9-6-0	0-0	9-6-0
Damon Huard	1997-2000	5-1-0	0-0	5-1-0
Joey Harrington	2006	5-6-0	0-0	5-6-0
Brian Griese	2003	3-2-0	0-0	3-2-0
Scott Mitchell	1990-93	3-4-0	0-0	3-4-0
A.J. Feeley	2004	3-5-0	0-0	3-5-0
John Stofa	1966-67, 1969-70	2-0-0	0-0	2-0-0
Steve DeBerg	1993	2-2-0	0-0	2-2-0
Ray Lucas	2001-02	2-4-0	0-0	2-4-0
George Wilson, Jr.	1966	2-5-0	0-0	2-5-0
George Mira	1971	1-0-0	0-0	1-0-0
Craig Erickson	1996-98	1-2-0	0-0	1-2-0
Kyle Mackey	1987	1-2-0	0-0	1-2-0
Daunte Culpepper	2006	1-3-0	0-0	1-3-0
Cleo Lemon	2005-07	1-7-0	0-0	1-7-0
Rick Norton	1966-69	1-10-0	0-0	1-10-0
Sage Rosenfels	2002-05	0-2-0	0-0	0-2-0
Bernie Kosar	1994-96	0-2-0	0-0	0-2-0
John Beck	2007	0-4-0	0-0	0-4-0
Dick Wood	1966	0-4-0	0-0	0-4-0
Trent Green	2007	0-5-0	0-0	0-5-0
TOTALS		369-267-4	20-19	389-286-4

ALL-TIME DOLPHINS WON-LOST RECORDS

(includes post-season games)

OPPONENT	W	L	T	PCT.	PTS.	OPP.	LAST MTG.
Arizona	8	1	0	.889	269	122	2004
Atlanta	7	3	0	.700	216	181	2005
Baltimore	5	2	0	.714	126	98	2007
Buffalo	50	37	1	.574	1908	1723	2007
Carolina	3	0	0	1.000	63	39	2005
Chicago	7	3	0	.700	277	178	2006
Cincinnati	13	5	0	.722	435	312	2007
Cleveland	9	6	0	.600	287	306	2007
Dallas	7	5	0	.583	218	245	2007
Denver	10	4	1	.700	329	281	2005
Detroit	7	2	0	.778	255	154	2006
Green Bay	9	3	0	.750	286	209	2006
Houston	0	3	0	.000	54	60	2007
Indianapolis	46	23	0	.667	1562	1157	2006
Jacksonville	1	3	0	.250	62	124	2006
Kansas City	14	12	0	.538	488	527	2006
Minnesota	6	4	0	.600	203	174	2006
New England	48	37	0	.565	1857	1679	2007
New Orleans	6	3	0	.667	195	143	2005
New York Giants	2	4	0	.333	80	92	2007
New York Jets	39	45	1	.465	1879	1826	2007
Oakland	12	19	1	.391	592	672	2007
Philadelphia	7	5	0	.583	229	233	2007
Pittsburgh	11	11	0	.500	447	419	2007
St. Louis	8	2	0	.800	272	192	2004
San Diego	13	12	0	.520	603	575	2005
San Francisco	5	5	0	.500	156	236	2004
Seattle	8	4	0	.667	263	201	2004
Tampa Bay	4	4	0	.500	178	183	2005
Tennessee	17	14	0	.548	565	561	2006
Washington	7	5	0	.583	219	214	2007
TOTALS.....	389	286	4	.576	14,573	13,116	

MIAMI IN PRESEASON

OPPONENT	W	L	T	PCT.	PTS.	OPP.	LAST MTG.
Arizona	1	0	0	1.000	28	7	1978
Atlanta	4	5	0	.444	169	194	2005
Buffalo	3	0	1	.875	99	72	1987
Carolina	0	1	0	.000	10	19	2006
Chicago	4	8	1	.346	206	203	2005
Cincinnati	4	3	0	.571	120	117	1975
Cleveland	0	1	0	.000	10	17	1986
Dallas	1	3	0	.250	84	87	1992
Denver	6	5	0	.545	240	222	1997
Detroit	6	1	0	.857	180	134	1999
Green Bay	4	5	0	.444	139	141	2001
Houston	1	0	0	1.000	24	3	2002
Indianapolis	2	2	0	.500	67	61	1984
Jacksonville	2	4	0	.333	121	131	2007
Kansas City	2	1	1	.625	60	67	2007
Minnesota	8	12	0	.400	317	391	2001
New England	1	1	0	.500	30	19	1969
New Orleans	11	7	0	.611	326	274	2007
N.Y. Giants	6	0	0	1.000	141	86	1994
N.Y. Jets	0	1	0	.000	14	31	1966
Oakland	3	0	0	1.000	71	57	1991
Philadelphia	5	4	0	.556	153	128	1990
Pittsburgh	2	2	0	.500	53	54	2005

OPPONENT	W	L	T	PCT.	PTS.	OPP.	LAST MTG.
St. Louis	2	2	0	.500	69	71	2006
San Diego	1	3	0	.250	62	91	2001
San Francisco	3	0	1	.875	82	65	1998
Seattle	1	0	0	1.000	24	7	1980
Tampa Bay	14	8	0	.636	379	332	2007
Tennessee	1	1	0	.500	20	32	1989
Washington	9	5	0	.643	307	238	2004
TOTALS	107	85	4	.556	3,605	3,344	

2007 DOLPHINS PRESEASON STATISTICS

PRESEASON RESULTS (2-2)

DATE	OPPONENT	SCORE	W/L	ATTENDANCE
AUG. 11	JACKSONVILLE	18-17	W	71,399
Aug. 16	at Kansas City	11-10	W	70,217
AUG. 25	TAMPA BAY	28-31	L	65,660
Aug. 30	at New Orleans	0-7	L	68,926

TEAM STATISTICS

	DOLPHINS	OPPONENTS				
TOTAL FIRST DOWNS.....	57	76				
By Rushing	25	24				
By Passing	29	47				
By Penalty.....	3	5				
Third Down: Made/Att.	16/51	27/59				
Third Down Efficiency	31.4	45.8				
Fourth Down: Made/Att.	5/10	2/5				
Fourth Down Efficiency.....	50.0	40.0				
POSSESSION AVERAGE	27:23	32:37				
TOTAL NET YARDS.....	968	1300				
Average Per Game	242.0	325.0				
Total Plays.....	235	266				
Average Per Play	4.1	4.9				
NET YARDS RUSHING	395	420				
Average Per Game	98.8	105.0				
Total Rushes	104	128				
NET YARDS PASSING	573	880				
Average Per Game	143.3	220.0				
Sacked/Yards Lost	14/86	10/55				
Gross Yards.....	659	935				
Attempts/Completions.....	117/68	128/80				
Completion Percentage	58.1	62.5				
Had Intercepted	6	3				
PUNTS/AVERAGE.....	21/43.9	16/43.6				
NET PUNTING AVERAGE	21/36.9	16/39.4				
PENALTIES/YARDS	19/142	21/160				
FUMBLES/BALL LOST	5/3	9/4				
TOUCHDOWNS	7	8				
By Rushing	4	2				
By Passing	3	5				
By Returns.....	0	1				
Score By Quarters	1	2	3	4	OT	Total
DOLPHINS	14	6	14	23	0	57
OPPONENTS	14	27	7	17	0	65

RUSHING

	NO.	YDS.	AVG.	LG	TD
Chatman	18	116	6.4	74t	2
Cobbs	27	105	3.9	11	2
Brown	27	83	3.1	22	0
Perkins	10	31	3.1	7	0
Lemon	1	17	17.0	17	0
L. Booker.....	8	13	1.6	4	0
Mauia	4	9	2.3	3	0
Beck	2	8	4.0	4	0
Schlesinger.....	4	6	1.5	2	0
Green	2	4	2.0	2	0
Eckel	1	3	3.0	3	0
DOLPHINS	104	395	3.8	74t	4
OPPONENTS	128	420	3.3	18	2

PASSING

	ATT.	COMP.	YDS.	PCT.	TD	INT.	LG	SACK/ LOST	RATING
Beck	48	27	300	56.3	2	2	51t	10/70	71.5
Green	33	17	143	51.5	1	2	30	2/10	47.9
Lemon	29	21	185	72.4	0	0	29	2/6	89.0
Hamdan.....	7	3	31	42.9	0	2	20	0/0	16.7
DOLPHINS	117	68	659	58.1	3	6	51t	14/86	61.2
OPPONENTS	128	80	935	62.5	5	3	42	10/55	87.9

RECEIVING

	NO.	YDS.	AVG.	LG	TD
Cobbs	10	59	5.9	20	0
L. Booker	7	46	6.6	20	0
Hagan	6	85	14.2	31t	1
Chatman	6	52	8.7	24	0
Sam	5	81	16.2	51t	1
Reed	5	68	13.6	29	0
Anderson	4	69	17.3	28	0
Chambers	4	45	11.3	21	0
Ginn	4	38	9.5	14	0
Brown.....	4	25	6.3	10	0
Martin.....	3	24	8.0	19	1
M. Booker	3	14	4.7	6	0
Malone.....	2	27	13.5	17	0
Mauia.....	2	8	4.0	7	0
Halterman	2	7	3.5	6	0
Peelle.....	1	11	11.0	11	0
DOLPHINS.....	68	659	9.7	51t	3
OPPONENTS.....	80	935	11.7	42	5

INTERCEPTIONS

	NO.	YDS.	AVG.	LG	TD
Roth	1	11	11.0	11	0
J. Allen	1	7	7.0	7	0
Lehan.....	1	0	0.0	0	0
DOLPHINS.....	3	18	6.0	11	0
OPPONENTS.....	6	16	2.7	7	1

PUNTING

	NO.	YDS.	AVG.	NET	TB	IN 20	LG	BLK
Fields	20	877	43.9	36.7	2	5	54	0
Flinn	1	44	44.0	41.0	0	0	44	0
DOLPHINS	21	921	43.9	36.9	2	5	54	0
OPPONENTS	16	698	43.6	39.4	2	6	56	0

PUNT RETURNS

	RET.	FC	YDS.	AVG.	LG	TD
Ginn	4	1	7	1.8	5	0
L. Booker	2	2	21	10.5	16	0
DOLPHINS	6	3	28	4.7	16	0
OPPONENTS	12	0	106	8.8	19	0

KICKOFF RETURNS

	NO.	YDS.	AVG.	LG	TD
L. Booker	4	86	21.5	26	0
Brown	3	78	26.0	29	0
Ginn	3	56	18.7	25	0
Cobbs	2	45	22.5	24	0
Perkins	1	21	21.0	21	0
DOLPHINS	13	286	22.0	29	0
OPPONENTS	13	339	26.1	40	0

FIELD GOALS

	1-19	20-29	30-39	40-49	50+	TOTALS
Feely	0/0	1/1	1/1	0/0	0/1	2/3
DOLPHINS	0/0	1/1	1/1	0/0	0/1	2/3
OPPONENTS	0/0	1/1	2/4	0/2	0/2	3/9

SCORING

	TDR	TDP	TDRt	PAT	FG	S	2-PT	TP
Cobbs	2	0	0	0/0	0/0	0	1	14
Chatman	2	0	0	0/0	0/0	0	0	12
Feely	0	0	0	5/5	2/3	0	0	11
Hagan	0	1	0	0/0	0/0	0	0	6
Martin	0	1	0	0/0	0/0	0	0	6
Sam	0	1	0	0/0	0/0	0	0	6
Beck	0	0	0	0/0	0/0	0	1	2
DOLPHINS	4	3	0	5/5	2/3	0	0	57
OPPONENTS	2	5	1	8/8	3/9	0	0	65

TWO-POINT CONVERSIONS

Cobbs 1, Beck 1.

DOLPHINS 2-2, OPPONENTS 0-0

SACKS

Gbaja-Biamila 2, R. Wright 2, Holliday 1.5, Roth 1.5, Fifita 1, Miles 1, A. Wright 1

DOLPHINS 10.0, OPPONENTS 14.0

2007 PRESEASON DEFENSIVE STATISTICS

PLAYER	TOTAL TACK.	SOLO	ASST.	SACKS/ YDS	INT./ YARDS	PASS DEF.	FUM. FOR.	FUM. REC.
Miles	15	14	1	1/8		1	1	
Bryan	15	13	2					
J. Allen	15	12	3		1/7	1	1	
Smith	14	2	2					1
R. Wright	13	11	2	2/10				
Fifita	13	10	3	1/10				
D. Pope	12	7	5			2		
Harris	10	10	0			1		
Page	10	7	3					1
Bell	9	8	1			1		
Lehan	8	6	2		1/0	3		
Bruce	8	3	5					
Roth	7	4	3	1.5/7	1/11	1		
Mitchell	6	6	0			1		
Tillman	6	6	0					
McCune	6	5	1					
Daniels	5	5	0					
A. Wright	5	5	0	1/6				
Spragan	5	4	1					
Crowder	5	3	2					
Gbaja-Biamila	5	3	2	2/8				
Johnson	5	3	2	0/0		1		
Maxwell	4	4	0					1
G. Pope	4	4	0					
Worrell	4	3	1					1
W. Allen	3	3	0			1		
Cordova	3	3	0					
Holliday	3	3	0	1.5/6				
Soliai	3	3	0					
Harrell	3	2	1			1		
Vedder	3	2	1					
Vickerson	3	2	1					
Thomas	2	2	0					
Soi	2	1	1					
Hill	1	1	0					

2007 PRESEASON SPECIAL TEAMS STATISTICS

PLAYER	TOTAL TACK.	SOLO	ASST.	FUM. FOR.	FUM. REC.	BLOCKED FG	BLOCKED PATs	BLOCKED PUNTS
McCune	3	3	0					
Tillman	3	3	0	1				
Lehan	3	2	1					
Harris	2	1	1					
G. Pope	2	1	1					
Anderson	1	1	0					
Bryan	1	1	0					
Denney	1	1	0					
Fields	1	1	0					

PLAYER	TOTAL TACK.	SOLO	ASST.	FUM. FOR.	FUM. REC.	BLOCKED FG	BLOCKED PATs	BLOCKED PUNTS
Harrell	1	1	0					
Hill	1	1	0					
Mauia	1	1	0					
Maxwell	1	1	0					
D. Pope	1	1	0					
Smith	1	1	0					
Spragan	1	1	0					
Vedder	1	1	0					
Worrell	1	0	1					

2007 PRESEASON GAME SUMMARIES

PRESEASON GAME 1

DOLPHINS 18, JAGUARS 17
August 11, 2007

Dolphin Stadium
Miami Gardens, FL

The Dolphins won their first preseason opener in three years and just their second since 1999. The Jaguars took a 7-0 lead 2:16 into the second quarter on a 1-yard TD pass from Byron Leftwich to Dennis Northcutt, capping an 11-play, 75-yard drive. Leftwich completed five of his final six attempts on the march, totaling 49 yards. The Jaguars added to their lead with 3:14 remaining in the first half on a 32-yard field goal by Josh Scobee, ending a 10-play, 49-yard drive. The key play was a 24-yard completion from David Garrard to Matt Jones, putting Jacksonville at the Dolphins' 28. Miami accounted for its first points of the night on a Jay Feely 26-yard field goal 39 seconds prior to halftime. The six-play, 45-yard drive began after Cameron Worrell recovered a LaBrandon Toefield fumble at the Dolphins' 47, one which was forced by Jason Allen. Jacksonville added to its lead on the opening series of the second half when Alvin Pearman went up the middle for a 1-yard scoring run, culminating a nine-play, 73-yard drive. The key play leading to the score was a 29-yard completion from Garrard to Reggie Williams two plays prior to the touchdown. The Dolphins answered two plays later when Jesse Chatman broke through the middle of the line for a 74-yard TD run, bringing the Dolphins to within seven points. A Patrick Cobbs 3-yard scoring run with 3:46 to play in the game made it a 17-16 contest, while Cobbs' burst up the middle for the two-point conversion gave the Dolphins an 18-17 lead. The touchdown run capped an 11-play, 69-yard drive. Cobbs' 11-yard run on the play prior to the score converted a third-and-3. The Jaguars had an opportunity go back on top with 42 seconds to play in the game, but Scobee's 43-yard field goal attempt went wide right.

JACKSONVILLE	0	10	7	0	-	17
MIAMI	0	3	7	8	-	18

TEAM	SCORE	DRIVE (Plays/Yards/Time)		QTR	CLOCK TIME		SCORE VIS. HOME	
JAX	Northcutt 1 pass from Leftwich (Scobee kick)	11/75/4:34		2	12:44		7	0
JAX	Scobee 32 field goal	10/49/6:08		2	3:14		10	0
MIA	Feely 26 field goal	6/45/1:07		2	0:39		10	3
JAX	Pearman 1 run (Scobee kick)	9/73/5:35		3	9:25		17	3
MIA	Chatman 74 run (Feely kick)	2/80/0:52		3	8:33		17	10
MIA	Cobbs 3 run (Cobbs run)	11/69/5:08		4	3:46		17	18

ATT. – 71,399

	JACKSONVILLE	MIAMI
First Downs/Total-Rush-Pass-Penalty	23/5-16-2	13/7-4-2
Third Down Efficiency	6-15/40.0	1-11/9.1
Total Yards-Plays-Average	355-73-4.9	267-54-4.9
Rushes-Yards-Average	29-59-2.0	25-138-5.5
Net Yards Passing-Sacked-Yards Lost	296-5-31	129-3-10
Passes Attempted-Completed-Intercepted	39-27-0	26-14-1
Punts/Number-Average	5-46.2	7-43.0
Penalties/Number-Yards	8-54	6-57
Fumbles/Number-Lost	2-2	2-1
Time of Possession	35:59	24:01

INDIVIDUAL STATISTICS

RUSHING – Jacksonville: Pearman 8-26, 1 TD; Toefield 9-18; Jones-Drew 3-7; Leftwich 1-5; Terry 2-4; Taylor 1-3; Owens 1-2; Wimbush 3-(-3); Ricard 1-(-3).

Miami: Chatman 6-88, 1 TD; Cobbs 7-34; Brown 8-8; Mauia 2-4; Schlesinger 1-2; Green 1-2.

PASSING – Jacksonville: Leftwich 10-7-0, 78 yards, 1 TD; Garrard 16-12-0, 153 yards; Couch 4-2-0, 11 yards; Ricard 9-6-0, 85 yards.

Miami: Green 15-6-1, 60 yards; Lemon 6-5-0, 56 yards; Beck 5-3-0, 23 yards.

RECEIVING – Jacksonville: Toefield 4-31; Broussard 3-66; Walker 3-30; Owens 3-27; M. Jones 2-43; Wilford 2-29; Sharon 2-21; Estandia 2-18; Pearman 2-7; R. Williams 1-29; Woods 1-14; Smolko 1-11; Northcutt 1-1. Miami: Hagan 3-47; Sam 3-21; Anderson 2-16; Reed 1-29; Ginn 1-9; Mauia 1-7; Halterman 1-6; Chambers 1-5; Brown 1-(-1).

INTERCEPTIONS – Jacksonville: Thornton 1-0 yards

Miami: None.

OPPONENTS FUMBLE RECOVERIES – Jacksonville: Meier 1-0 yards.

Miami: Page 1-0 yards; Worrell 1-0 yards.

SACKS – Jacksonville: Curry 1; Pettway 1; Wyche 1.

Miami: Fifita 1; Gbaja-Biamila 1; Roth 1; A. Wright 1; R. Wright 1.

MISSED FIELD GOALS – Jacksonville: Scobee 43(WR).

Miami: None

PRESEASON GAME 2

DOLPHINS 11, CHIEFS 10
August 16, 2007

Arrowhead Stadium
Kansas City, MO

Miami won its first two preseason games for the first time since 1998 while also posting a pair of one-point triumphs in the same preseason since '98. The Chiefs had an opportunity to take a 3-0 lead 3:45 into the contest, but Justin Medlock's 42-yard field goal attempt went wide left. Following the miss, the Dolphins took over at their own 32 and moved 65 yards in 13 plays before the drive came to a halt on downs at the Chiefs' 3-yard line. After stopping the Chiefs deep in their own territory, the Dolphins regained possession at their own 47 and traveled 40 yards in eight plays, culminating with a 30-yard field goal by Jay Feely, 43 seconds into the second quarter. The key play was an 8-yard completion from Cleo Lemon to Chris Chambers on third-and-3 from the Chiefs' 46. Kansas City took a 7-3 lead 3:43 prior to the half when Brodie Croyle connected with Chris Hannon over the middle, and Hannon took it in for a 21-yard TD, capping an eight-play, 70-yard drive in which Croyle completed five of six passes for 68 yards and a TD. Kansas City had a chance to extend its lead on the first snap of the fourth quarter, but Medlock's 37-yard field goal attempt hit the left upright and bounded back onto the field of play. Medlock redeemed himself on the Chiefs' next possession when he converted a 34-yard field goal to culminate an eight-play, 45-yard drive that used 6:42 of the clock. The Dolphins answered with a seven-play, 73-yard drive that ended with a Patrick Cobbs 7-yard TD run, as Miami closed to within one point. Rookie quarterback John Beck put the Dolphins back on top for the first time since the second quarter when he dove into the end zone for the two-point conversion. The outcome was sealed with 2:55 to play in the game when Edmond Miles forced a Derrick Ross fumble that was recovered by Jim Maxwell at the Dolphins' 45. Miami was then able to run out all but the final eight seconds of the contest on the strength of 14 rushing yards by Ray Perkins, including a five-yard burst on third-and-2 from the Chiefs' 47.

MIAMI	0	3	0	8	–	11
KANSAS CITY	0	7	0	3	–	10

TEAM	SCORE	DRIVE	QTR	CLOCK	SCORE	
		(Plays/Yards/Time)		TIME	VIS.	HOME
MIA	Feely 30 field goal	8/40/3:31	2	14:17	3	0
KC	Hannon 21 pass from Croyle (Medlock kick)	8/70/3:44	2	3:43	3	7
KC	Medlock 34 field goal	8/45/4:25	4	8:18	3	10
MIA	Cobbs 7 run (Beck run)	7/73/3:48	4	4:30	11	10

ATT. – 70,217

	MIAMI	KANSAS CITY
First Downs/Total-Rush-Pass-Penalty	15/9-6-0	14/3-10-1
Third Down Efficiency	5-15/33.3	3-11/27.3
Total Yards-Plays-Average	247-62-4.0	285-54-5.3
Rushes-Yards-Average	34-126-3.7	27-61-2.3
Net Yards Passing-Sacked-Yards Lost	121-4-24	224-1-6
Passes Attempted-Completed-Intercepted	24-17-0	26-17-1
Punts/Number-Average	7-44.0	5-45.4
Penalties/Number-Yards	8-55	3-25
Fumbles/Number-Lost	1-1	3-1
Time of Possession	31:44	28:16

INDIVIDUAL STATISTICS

RUSHING – Miami: Brown 13-57; Cobbs 4-27, 1 TD; Chatman 8-19; Perkins 6-14; Mauia 2-5; Beck 1-4.

Kansas City: O'Keith 8-21; Printers 2-17; Bennett 7-8; Ross 1-6; Huard 1-4; Smith 7-3; Croyle 1-2.

PASSING – Miami: Green 7-4-0, 41 yards; Lemon 11-8-0, 52 yards; Beck 6-5-0, 52 yards; Hamdan 0-0-0;

Kansas City: Huard 5-3-0, 26 yards; Croyle 11-6-1, 82 yards; Printers 10-8-0, 122 yards.

RECEIVING – Miami: Chatman 5-43; Martin 2-23; Cobbs 2-9; Anderson 1-25; Reed 1-17; Brown 1-10; Chambers 1-8; M. Booker 1-4; Hagan 1-4; Mauia 1-1; Halterman 1-1.

Kansas City: Allan 3-42; Hannon 3-33, 1 TD; G. Harris 2-63; Parker 2-15; Gonzalez 1-17; Little 1-17;

Smith 1-14; Randolph 1-13; Bennett 1-10; Webb 1-7; Wilson 1-(-1).

INTERCEPTIONS – Miami: Lehan 1-0 yards.

Kansas City: None.

OPPONENTS FUMBLE RECOVERIES – Miami: Maxwell 1-0 yards.

Kansas City: Fox 1-0 yards.

SACKS – Miami: Holliday 1.

Kansas City: Wilkerson 2; Hali 1; Kershaw 1.

MISSED FIELD GOALS – Miami: None.

Kansas City: Medlock 42(WL); 37(WL).

PRESEASON GAME 3

BUCCANEERS 31, DOLPHINS 28

August 25, 2007

**Dolphin Stadium
Miami Gardens, FL**

The 59 combined points were the most in a Dolphins preseason game since 1987. The Bucs took a 7-0 lead 3:55 into the game when Cato June intercepted a Trent Green pass and went two yards for a TD. The Dolphins responded with an 18-play, 73-yard drive that used 9:13 of the clock and ended with a 1-yard scoring pass from Green to David Martin. On the drive, the Dolphins converted two third-down attempts and one fourth-down try. Ronnie Brown rushed for 20 yards and caught two passes for 16 yards. On the next play following the touchdown, Matt Roth intercepted a Jeff Garcia pass and returned it 11 yards to the Bucs' 12, leading to an 11-yard TD run by Jesse Chatman three plays afterward, on a Statue of Liberty play from Green. The Bucs equaled the count 3:20 into the second quarter when Jeff Garcia hit Joey Galloway for a 26-yard TD pass on third-and-11, capping an eight-play, 76-yard drive. Matt Bryant gave Tampa Bay a three-point lead on a 26-yard field goal with 48 seconds to play in the first half. The score came 11 plays after Sammy Davis recovered Patrick Cobbs fumble at the Bucs' 40. Miami had a chance to tie the game on the final play of the first half, but Jay Feely's 54-yard field goal attempt hit the left upright and bounded back onto the field of play. The Dolphins regained their lead on their first possession of the second half when John Beck connected with P.K. Sam for a 51-yard TD, culminating a seven-play, 79-yard drive. The Bucs took a 24-21 advantage 49 seconds into the fourth quarter on a 6-yard TD pass from Bruce Gradkowski to Earnest Graham. The Dolphins answered once again with an eight-play, 76-yard drive which ended with a 31-yard scoring pass from Beck to Derek Hagan, on third-and-5. On the first play of the drive, Beck connected with Courtney Anderson for a 28-yard completion, putting the Dolphins in Bucs territory. Tampa Bay started its ensuing series at its own 39 following a 40-yard kickoff return by Mark Jones. The Bucs then embarked on an 11-play, 61-yard march that ended with a 1-yard TD pass from Gradkowski to Paris Warren. The key play on the drive was a 20-yard completion from Gradkowski to Chas Gessner on fourth-and-6 from the Dolphins' 38. Miami went four and out on each of its final two series of the game.

TAMPA BAY	7	10	0	14	-	31
MIAMI	14	0	7	7	-	28

TEAM	SCORE	DRIVE		QTR	CLOCK	SCORE	
		(Plays/Yards/Time)	TIME			VIS.	HOME
TB	June 2 interception return (Bryant kick)		1 11:05	7	0		
MIA	Martin 1 pass from Green (Feely kick)	18/73/9:13	1 1:52	7	7		
MIA	Chatman 11 run (Feely kick)	3/12/0:59	1 0:38	7	14		
TB	Galloway 26 pass from Garcia (Bryant kick)	8/76/3:58	2 11:40	14	14		
TB	Bryant 26 field goal	11/52/3:28	2 0:48	17	14		
MIA	Sam 51 pass from Beck (Feely kick)	7/79/2:26	3 12:34	17	21		
TB	Graham 6 pass from Gradkowski (Bryant kick)	12/62/5:01	4 14:11	24	21		
MIA	Hagan 31 pass from Beck (Feely kick)	8/76/3:55	4 10:16	24	28		
TB	Warren 1 pass from Gradkowski (Bryant kick)	11/61/5:25	4 4:51	31	28		

ATT. – 65,660

	TAMPA BAY	MIAMI
First Downs/Total-Rush-Pass-Penalty	21/7-12-2	20/6-13-1
Third Down Efficiency	10-17/58.8	8-16/50.0
Total Yards-Plays-Average	334-68-4.9	333-69-4.8
Rushes-Yards-Average	28-133-4.8	21-69-3.3
Net Yards Passing-Sacked-Yards Lost	201-3-14	264-3-17
Passes Attempted-Completed-Intercepted	37-19-1	45-26-1
Punts/Number-Average	5-37.8	3-45.0
Penalties/Number-Yards	8-65	4-25
Fumbles/Number-Lost	0-0	2-1
Time of Possession	30:56	29:04

INDIVIDUAL STATISTICS

RUSHING – Tampa Bay: Graham 9-34; Williams 4-25; Boston 1-18; Garcia 2-17; Darby 4-12; Gradkowski 2-10; Gates 1-8; Pittman 3-5; McCown 1-3; Simms 1-1.
Miami: Brown 6-18; Perkins 4-17; Lemon 1-17; Chatman 4-9, 1 TD; Schlesinger 3-4; L. Booker 1-2; Green 1-2; Cobbs 1-0.

PASSING – Tampa Bay: Garcia 10-4-1, 54 yards, 1 TD; McCown 10-5-0, 57 yards; Simms 1-0-0; Gradkowski 16-10-0, 104 yards, 2 TDs.

Miami: Green 11-7-1, 42 yards, 1 TD; Lemon 12-8-0, 77 yards; Beck 22-11-0, 162 yards, 2 TDs.

RECEIVING – Tampa Bay: Warren 3-27, 1 TD; Heinrich 3-25; Galloway 2-39, 1 TD; Gessner 2-35; Clayton 2-24; Askew 2-15; Graham 2-14, 1 TD; Hilliard 1-14; Pittman 1-12; Stovall 1-10.
 Miami: L. Booker 6-41; Ginn 3-29; Cobbs 3-11; Sam 2-60, 1 TD; Chambers 2-32; Brown 2-16; M. Booker 2-10; Hagan 1-31, 1 TD; Anderson 1-28; ; Peelle 1-11; Chatman 1-9; Reed 1-2; Martin 1-1, 1 TD.

INTERCEPTIONS – Tampa Bay: June 1-2 yards, 1 TD.
 Miami: Roth 1-11 yards.

OPPONENTS FUMBLE RECOVERIES – Tampa Bay: S. Davis 1-0 yards.
 Miami: None.

SACKS – Tampa Bay: Peterson 2; TEAM 1.
 Miami: Gbaja-Biamila 1; Miles 1; Holliday 0.5; Roth 0.5.

MISSED FIELD GOALS – Tampa Bay: None.
 Miami: Feely 54(WL).

PRESEASON GAME 4

SAINTS 7, DOLPHINS 0
August 30, 2007

Superdome
New Orleans, LA

The Dolphins were shut out for the seventh time in their history during the preseason and the first since 2004. It also represented the second-lowest combined point total ever in a Dolphins preseason game. The Saints took the ball on the opening series of the game and moved 67 yards in eight plays, ending with a 3-yard TD run by Pierre Thomas, who rushed for 15 yards and also caught one pass for 38 yards on the scoring march. The Dolphins were at the Saints' 25 early in the second quarter before an Alfred Fincher interception of a John Beck pass ended the threat. The Saints had an opportunity to expand their lead with 1:03 remaining in the first half, but Olindo Mare's 33-yard field goal attempt hit the left upright and bounded back onto the field of play. Mare also missed wide right on a 55-yard attempt midway through the third quarter, while a 50-yard try 2:11 into the fourth quarter hit the right upright. The Dolphins were in the Saints' end of the field on three fourth-quarter possessions but could not capitalize. One ended on an interception, while two more came to a halt on downs, including their final one when they got as far as the Saints' 13.

MIAMI	0	0	0	0	–	0
NEW ORLEANS	7	0	0	0	–	7

TEAM	SCORE	DRIVE	CLOCK	SCORE		
		(Plays/Yards/Time)				
NO	P. Thomas 3 run (Mare kick)	8/67/3:59	1	11:01	0	7

ATT. – 68,926

	MIAMI	NEW ORLEANS
First Downs/Total-Rush-Pass-Penalty	9/3-6-0	18-9-9-0
Third Down Efficiency	2-9/22.2	8-16/50.0
Total Yards-Plays-Average	121-50-2.4	326-71-4.6
Rushes-Yards-Average	24-62-2.6	44-167-3.8
Net Yards Passing-Sacked-Yards Lost	59-4-35	159-1-4
Passes Attempted-Completed-Intercepted	22-11-4	26-17-1
Punts/Number-Average	4-44.3	1-51.0
Penalties/Number-Yards	1-5	2-16
Fumbles/Number-Lost	0-0	4-1
Time of Possession	24:44	35:16

INDIVIDUAL STATISTICS

RUSHING – Miami: Cobbs 15-44; L. Booker 7-11; Beck 1-4; Eckel 1-3.
 New Orleans: P. Thomas 16-81, 1 TD; Pittman 21-77; Dudley 3-10; Palko 4-(-1).

PASSING – Miami: Beck 15-8-2, 63 yards; Hamdan 7-3-2, 31 yards.
 New Orleans: Martin 15-11-0, 136 yards; Palko 11-6-1, 27 yards.

RECEIVING – Miami: Cobbs 5-39; Malone 2-27; Reed 2-20; L. Booker 1-5; Hagan 1-3.
 New Orleans: Dudley 4-17; Pittman 3-1; P. Thomas 2-47; Moore 2-36; Miller 2-22; Colston 2-17; Hall 1-15; Meachem 1-8.

INTERCEPTIONS – Miami: J. Allen 1-7 yards.
 New Orleans: Reis 2-7 yards; Da. Jones 1-7 yards; Fincher 1-0 yards.

OPPONENTS FUMBLE RECOVERIES – Miami: Smith 1-0 yards.
 New Orleans: None.

SACKS – Miami: R. Wright 1.
 New Orleans: W. Evans 3; Leisle 1.

MISSED FIELD GOALS – Miami: None.
 New Orleans: Mare 33 (WL); 55 (WR); 50 (WR).

ALL-TIME PRESEASON RESULTS

1966 (0-4)

DATE	SITE	ATT.	SCORE
8/6	at San Diego	25,712	San Diego 38, Miami 10
8/12	at Miami	36,366	Kansas City 33, Miami 0
8/20	at Jacksonville	11,000	N.Y. Jets 31, Miami 14
8/24	at Memphis	18,442	Denver 28, Miami 16

1967 (2-3)

DATE	SITE	ATT.	SCORE
7/29	at Akron	7,000	Miami 19, Denver 2
8/5	at Memphis	21,200	Miami 10, Buffalo 7
8/12	at Miami	35,871	San Diego 20, Miami 19
8/19	at Miami	50,822	Atlanta 27, Miami 17
9/2	at Charleston	11,214	New Orleans 20, Miami 17

1968 (2-2-1)

DATE	SITE	ATT.	SCORE
8/11	at Rochester	12,000	Miami 28, Buffalo 28
8/17	at Miami	41,909	Miami 23, Philadelphia 7
8/23	at Jacksonville	15,003	Boston 19, Miami 17
8/31	at Miami	63,202	Baltimore 22, Miami 13
9/7	at Miami	31,014	Miami 19, Atlanta 13

1969 (1-5)

DATE	SITE	ATT.	SCORE
8/2	at Tampa	32,932	Minnesota 45, Miami 10
8/9	at Miami	49,592	Chicago 16, Miami 10
8/16	at Miami	31,663	Philadelphia 14, Miami 10
8/23	at Cincinnati	24,127	Cincinnati 28, Miami 21
8/30	at Miami	52,680	Baltimore 23, Miami 10
9/6	at Birmingham	10,700	Miami 13, Boston 0

1970 (4-2)

DATE	SITE	ATT.	SCORE
8/8	at Jacksonville	11,800	Miami 16, Pittsburgh 10
8/15	at Miami	56,739	Miami 20, Cincinnati 10
8/22	at Miami	52,812	Miami 17, San Francisco 7
8/29	at Miami	73,533	Miami 20, Baltimore 13
9/5	at Tampa	32,601	Washington 26, Miami 21
9/12	at Miami	43,714	Atlanta 20, Miami 17

1971 (2-3-1)

DATE	SITE	ATT.	SCORE
8/7	at Miami	64,005	Cincinnati 27, Miami 10
8/13	at Miami	57,008	Miami 17, San Francisco 17
8/21	at Milwaukee	46,464	Green Bay 10, Miami 7
8/28	at Miami	59,567	Miami 28, Detroit 24
9/4	at Miami	57,173	Miami 27, Washington 10
9/11	at Minnesota	45,880	Minnesota 24, Miami 0

1972 (3-3)

DATE	SITE	ATT.	SCORE
8/5	at Detroit	53,194	Detroit 31, Miami 23
8/12	at Miami	73,525	Green Bay 14, Miami 13
8/19	at Cincinnati	55,808	Miami 35, Cincinnati 17
8/25	at Miami	73,470	Miami 24, Atlanta 10
8/31	at Washington	52,098	Washington 27, Miami 24
9/10	at Miami	75,826	Miami 21, Minnesota 19

1973 (4-2-1)

DATE	SITE	ATT.	SCORE
7/27	at Chicago	54,103	Miami 14, College All-Stars 3
8/4	at Miami	78,091	Miami 14, Cincinnati 13
8/11	at Miami	78,112	Miami 14, New Orleans 13
8/18	at Miami	78,590	Miami 9, Chicago 9
8/24	at Miami	78,618	Miami 17, Los Angeles 14
8/31	at Minnesota	45,894	Minnesota 20, Miami 17
9/6	at Dallas	58,656	Dallas 26, Miami 23

1974 (4-2)

DATE	SITE	ATT.	SCORE
8/3	at Cincinnati	37,925	Cincinnati 19, Miami 13
8/10	at Miami	55,073	Miami 45, New Orleans 20
8/19	at Miami	67,963	Miami 21, Minnesota 9
8/24	at Los Angeles	64,663	Los Angeles 31, Miami 13
8/30	at Miami	54,666	Miami 21, Green Bay 10
9/7	at Chicago	55,093	Miami 30, Chicago 7

1975 (5-1)

DATE	SITE	ATT.	SCORE
8/9	at Miami	55,567	Miami 7, Cincinnati 3
8/16	at Miami	52,923	Miami 20, Detroit 14
8/23	at New Orleans	59,646	Miami 20, New Orleans 10
9/1	at Minnesota	47,544	Minnesota 20, Miami 7
9/6	at Miami	51,861	Miami 21, Chicago 10
9/13	at Miami	52,835	Miami 31, N.Y. Giants 13

1976 (6-0)

DATE	SITE	ATT.	SCORE
7/31	at Miami	50,469	Miami 16, Minnesota 3
8/8	at Detroit	53,036	Miami 30, Detroit 21
8/14	at Miami	51,869	Miami 24, Philadelphia 16
8/21	at Tampa Bay	67,466	Miami 28, Tampa Bay 21
8/28	at Houston	43,146	Miami 10, Houston 6
9/4	at New Orleans	63,950	Miami 20, New Orleans 7

1977 (4-2)

DATE	SITE	ATT.	SCORE
8/6	at Tampa Bay	62,056	Miami 13, Tampa Bay 7
8/13	at Miami	43,282	Miami 27, Washington 15
8/20	at Dallas	57,482	Miami 20, Dallas 14
8/26	at Minnesota	47,678	Minnesota 33, Miami 7
9/3	at Miami	38,235	New Orleans 17, Miami 10
9/11	at N.Y. Giants	51,561	Miami 27, N.Y. Giants 21

1978 (4-1)

DATE	SITE	ATT.	SCORE
7/29	at Canton	18,355	Philadelphia 17, Miami 3
8/5	at Miami	45,068	Miami 28, St. Louis 7
8/12	at New Orleans	53,602	Miami 31, New Orleans 17
8/18	at Miami	52,851	Miami 30, Minnesota 22
8/25	at Tampa Bay	70,321	Miami 24, Tampa Bay 20

1979 (4-0)

DATE	SITE	ATT.	SCORE
8/3	at Miami	46,130	Miami 14, New Orleans 7
8/11	at Tampa Bay	70,631	Miami 13, Tampa Bay 7
8/18	at Minnesota	47,696	Miami 21, Minnesota 10
8/24	at Miami	47,951	Miami 14, Philadelphia 13

1980 (3-1)

DATE	SITE	ATT.	SCORE
8/10	at Miami	41,345	Miami 17, Detroit 7
8/18	at Seattle	63,757	Miami 24, Seattle 7
8/23	at Miami	41,986	Minnesota 17, Miami 10
8/29	at New Orleans	51,473	Miami 20, New Orleans 0

1981 (4-0)

DATE	SITE	ATT.	SCORE
8/8	at Minnesota	47,596	Miami 20, Minnesota 6
8/15	at Miami	41,502	Miami 24, Denver 14
8/22	at Detroit	54,676	Miami 31, Detroit 27
8/28	at Miami	41,290	Miami 31, Kansas City 7

1982 (2 -1-1)

DATE	SITE	ATT.	SCORE
8/14	at Miami	45,681	Miami 24, Washington 7
8/21	at Denver	74,465	Denver 17, Miami 14
8/28	at Kansas City	42,403	Miami 17, Kansas City 17 (OT)
9/3	at Miami	46,257	Miami 16, N.Y. Giants 13

1983 (2-2)

DATE	SITE	ATT.	SCORE
8/6	at Dallas	46,826	Dallas 20, Miami 17
8/13	at Miami	38,735	New Orleans 19, Miami 17
8/19	at Washington	54,750	Miami 38, Washington 7
8/26	at N.Y. Giants	58,732	Miami 24, N.Y. Giants 3

1984 (3-1)

DATE	SITE	ATT.	SCORE
8/4	at Miami	37,559	Miami 24, Indianapolis 3
8/11	at Minnesota	54,003	Miami 27, Minnesota 7
8/19	at L.A. Raiders	40,099	Miami 29, L.A. Raiders 23
8/24	at Tampa Bay	53,023	Tampa Bay 14, Miami 13

1985 (2-2)

DATE	SITE	ATT.	SCORE
8/10	at Miami	41,129	Minnesota 16, Miami 13 (OT)
8/17	at Miami	37,557	Miami 27, Buffalo 17
8/24	at L.A. Raiders	45,733	Miami 23, L.A. Raiders 17
8/30	at Atlanta	32,768	Atlanta 19, Miami 17

1986 (2-2)

DATE	SITE	ATT.	SCORE
8/9	at Minnesota	52,865	Minnesota 30, Miami 16
8/15	at Miami	50,815	Cleveland 17, Miami 10
8/23	at Philadelphia	51,635	Miami 20, Philadelphia 15
8/29	at Miami	45,766	Miami 21, Tampa Bay 3

1987 (2-2)

DATE	SITE	ATT.	SCORE
8/16	at Miami	63,451	Chicago 10, Miami 3
8/24	at Denver	74,288	Denver 31, Miami 28
8/29	at Philadelphia	38,728	Miami 35, Philadelphia 3
9/4	at Miami	66,236	Miami 34, Buffalo 20

1988 (2-3)

DATE	SITE	ATT.	SCORE
7/31	at London	70,535	Miami 27, San Francisco 21
8/6	at Chicago	60,386	Chicago 20, Miami 17
8/13	at Miami	51,270	Washington 27, Miami 10
8/19	at Miami	49,795	Miami 16, Denver 13 (OT)
8/26	at Minnesota	51,463	Minnesota 24, Miami 17

1989 (0-4)

DATE	SITE	ATT.	SCORE
8/14	at Miami	51,085	Chicago 28, Miami 20
8/19	at Jacksonville	56,712	Houston 26, Miami 10
8/25	at Washington	51,438	Washington 35, Miami 21
9/2	at Miami	41,748	Philadelphia 20, Miami 10

1990 (1-3)

DATE	SITE	ATT.	SCORE
8/11	at Chicago	56,449	Chicago 10, Miami 6
8/18	at Philadelphia	52,404	Philadelphia 23, Miami 14
8/25	at Miami	44,897	Miami 17, Denver 16
8/31	at Miami	44,689	Minnesota 20, Miami 17

1991 (3-2)

DATE	SITE	ATT.	SCORE
7/26	at Miami	49,939	Chicago 6, Miami 0
8/3	at Tokyo	51,122	Miami 19, L.A. Raiders 17
8/10	at Tampa Bay	51,387	Miami 29, Tampa Bay 13
8/19	at Denver	72,555	Denver 21, Miami 13
8/24	at Miami	44,099	Miami 28, New Orleans 24

1992 (3-2)

DATE	SITE	ATT.	SCORE
8/1	at Orlando	63,100	Miami 22, Washington 21
8/7	at Miami	50,803	Dallas 27, Miami 24
8/16	at Berlin	60,813	Miami 31, Denver 27
8/22	at Miami	42,136	Miami 22, Tampa Bay 7
8/27	at Baltimore	60,021	New Orleans 17, Miami 3

1993 (3-1)			
DATE	SITE	ATT.	SCORE
8/6	at Atlanta	51,798	Miami 28, Atlanta 27
8/14	at Miami	49,896	Miami 19, Washington 10
8/20	at Denver	59,393	Denver 34, Miami 24
8/28	at Miami	43,233	Miami 23, N.Y. Giants 17
1994 (3-2)			
DATE	SITE	ATT.	SCORE
7/30	at N.Y. Giants	61,720	Miami 20, N.Y. Giants 19
8/6	at Miami	47,244	Miami 24, Pittsburgh 14
8/13	at Milwaukee	52,759	Miami 31, Green Bay 24
8/20	at Miami	51,242	Tampa Bay 29, Miami 14
8/26	at Minnesota	46,933	Minnesota 31, Miami 16
1995 (1-3)			
DATE	SITE	ATT.	SCORE
8/4	at Miami	51,745	Jacksonville 24, Miami 21
8/11	at Atlanta	42,579	Atlanta 37, Miami 0
8/19	at Miami	48,556	Miami 27, Washington 13
8/25	at Orlando	58,595	Tampa Bay 24, Miami 17
1996 (3-1)			
DATE	SITE	ATT.	SCORE
8/3	at Miami	51,141	Miami 13, Tampa Bay 10
8/11	at Chicago	50,761	Chicago 24, Miami 21
8/19	at Miami	55,598	Miami 24, Minnesota 17
8/23	at Tampa Bay	40,137	Miami 19, Tampa Bay 7
1997 (3-2)			
DATE	SITE	ATT.	SCORE
7/26	at Green Bay	59,089	Green Bay 20, Miami 0
8/4	at Mexico City	104,629	Miami 38, Denver 19
8/10	at Miami	57,782	Miami 21, Chicago 14
8/16	at Tampa Bay	35,024	Tampa Bay 24, Miami 10
8/21	at Miami	57,400	Miami 28, Washington 7
1998 (4-0)			
DATE	SITE	ATT.	SCORE
8/8	at Washington	64,243	Miami 19, Washington 16
8/13	at Miami	59,184	Miami 14, Tampa Bay 13
8/23	at San Francisco	53,214	Miami 21, San Francisco 20
8/28	at Miami	61,915	Miami 21, Green Bay 7
1999 (2-2)			
DATE	SITE	ATT.	SCORE
8/13	at Miami	59,972	New Orleans 26, Miami 14
8/21	at San Diego	64,537	Miami 13, San Diego 10
8/28	at Miami	61,066	Miami 31, Detroit 10
9/2	at Green Bay	59,810	Green Bay 25, Miami 17
2000 (3-1)			
DATE	SITE	ATT.	SCORE
8/5	at Pittsburgh	45,871	Pittsburgh 13, Miami 10
8/10	at Miami	58,703	Miami 15, Tampa Bay 13
8/21	at Miami	60,287	Miami 17, Green Bay 14
8/25	at New Orleans	46,955	Miami 22, New Orleans 17
2001 (1-4)			
DATE	SITE	ATT.	SCORE
8/6	at Canton, Ohio	22,736	St. Louis 17, Miami 10
8/13	at Tampa Bay	65,308	Miami 17, Tampa Bay 14
8/18	at Miami	58,854	San Diego 23, Miami 20 (OT)
8/25	at Green Bay	59,547	Green Bay 17, Miami 12
8/31	at Miami	60,136	Minnesota 20, Miami 7
2002 (2-2)			
DATE	SITE	ATT.	SCORE
8/12	at Tampa Bay	65,008	Tampa Bay 14, Miami 10
8/15	at Miami	56,930	New Orleans 24, Miami 7
8/24	at Houston	69,432	Miami 24, Houston 3
8/29	at Miami	57,113	Miami 24, Chicago 22

2003 (2-2)

DATE	SITE	ATT.	SCORE
8/8	at Miami	62,261	Tampa Bay 20, Miami 19
8/15	at Jacksonville	49,751	Jacksonville 27, Miami 23
8/22	at Miami	59,093	Miami 30, Atlanta 21
8/28	at New Orleans	68,477	Miami 24, New Orleans 10

2004 (2-2)

DATE	SITE	ATT.	SCORE
8/14	at Miami	67,978	Miami 16, Jacksonville 5
8/21	at Miami	72,112	Washington 17, Miami 0
8/28	at Tampa Bay	64,992	at Tampa Bay 17, Miami 10
9/3	at New Orleans	64,900	at Miami 20, New Orleans 19

2005 (1-4)

DATE	SITE	ATT.	SCORE
8/8	at Canton, Ohio	22,292	Chicago 27, Miami 24
8/13	at Jacksonville	64,072	Jacksonville 27, Miami 17
8/20	at Pittsburgh	55,036	Pittsburgh 17, Miami 3
8/27	at Miami	67,892	Miami 17, Tampa Bay 14
9/1	at Miami	71,616	Atlanta 20, Miami 17

2006 (2-2)

DATE	SITE	ATT.	SCORE
8/12	at Miami	67,979	Jacksonville 31, Miami 26
8/19	at Tampa Bay	65,140	Miami 13, Tampa Bay 10
8/24	at Carolina	71,477	Carolina 19, Miami 10
8/31	at Miami	72,003	Miami 29, St. Louis 9

2007 (2-2)

DATE	SITE	ATT.	SCORE
8/11	at Miami	71,399	Miami 18, Jacksonville 17
8/16	at Kansas City	70,217	Miami 11, Kansas City 10
8/25	at Miami	65,660	Tampa Bay 31, Miami 28
8/30	at New Orleans	68,926	New Orleans 7, Miami 0

YEAR-BY-YEAR SCORES

● local TV blackout lifted (MN) = Monday night (TH) = Thursday night (SN) = Sunday night (FR) = Friday night

1966: Won 3, Lost 11**Fourth (tied) - Eastern Division****Head Coach: George Wilson**

				DISTRIB	ACTUAL
9/2	OAKLAND	L	14-23	26,776	25,188
9/9	NEW YORK JETS	L	14-19	34,402	33,650
9/18	at Buffalo	L	24-58	37,546	37,176
10/2	at San Diego	L	10-44	26,451	26,444
10/9	at Oakland	L	10-21	30,787	28,863
10/16	DENVER	W	24-7	23,393	22,191
10/23	at Houston	W	20-13	23,173	21,999
11/6	BUFFALO	L	0-29	37,177	36,685
11/13	at Kansas City	L	16-34	34,063	33,733
11/20	at New York Jets	L	13-30	58,664	57,092
11/27	BOSTON	L	14-20	22,754	22,480
12/4	at Denver	L	7-17	32,592	32,116
12/11	KANSAS CITY	L	18-19	19,387	17,881
12/18	HOUSTON	W	29-28	20,045	19,274
				427,210	414,772

1967: Won 4, Lost 10**Third (tied) - Eastern Division****Head Coach: George Wilson**

				DISTRIB	ACTUAL
9/17	DENVER	W	35-21	29,381	29,072
9/24	KANSAS CITY	L	0-24	36,272	33,280
10/1	at New York Jets	L	7-29	61,240	59,433
10/8	at Kansas City	L	0-41	45,291	42,920
10/15	at Boston	L	10-41	23,955	17,859

10/22	NEW YORK JETS	L	14-33	30,049	28,392
11/5	at Buffalo	L	13-35	31,622	30,950
11/12	at San Diego	L	0-24	34,761	32,395
11/19	at Oakland	L	17-31	37,295	33,753
11/26	BUFFALO	W	17-14	27,050	24,357
12/3	at Houston	L	14-17	21,865	20,979
12/10	SAN DIEGO	W	41-24	23,032	23,007
12/17	BOSTON	W	41-32	25,969	22,079
12/23	HOUSTON	L	10-41	31,121	29,628
				458,903	428,104

1968: Won 5, Lost 8, Tied 1
Third - Eastern Division

Head Coach: George Wilson

				DISTRIB	ACTUAL
9/14	HOUSTON	L	10-24	40,067	38,097
9/21	OAKLAND	L	21-47	30,021	28,751
9/28	KANSAS CITY	L	3-48	28,501	27,732
10/6	at Houston	W	24-7	36,109	35,424
10/12	BUFFALO	T	14-14	28,653	28,559
10/20	at Cincinnati	W	24-22	25,936	25,076
10/27	at Denver	L	14-21	44,115	43,411
11/3	at San Diego	L	28-34	37,281	31,686
11/10	at Buffalo	W	21-17	28,759	28,399
11/17	CINCINNATI	L	21-38	31,747	30,304
11/24	at Boston	W	34-10	18,305	13,646
12/1	at New York Jets.....	L	17-35	61,766	60,207
12/8	BOSTON	W	38-7	24,902	24,242
12/15	NEW YORK JETS	L	7-31	32,843	31,302
				469,005	446,836

1969: Won 3, Lost 10, Tied 1
Fifth - Eastern Division

Head Coach: George Wilson

				DISTRIB	ACTUAL
9/14	at Cincinnati	L	21-27	25,335	24,487
9/20	at Oakland	L	17-20	50,277	48,477
9/28	at Houston	L	10-22	41,086	40,387
10/4	OAKLAND	T	20-20	35,614	32,668
10/11	SAN DIEGO	L	14-21	34,585	33,073
10/19	at Kansas City	L	10-17	49,809	47,038
10/26	BUFFALO	W	24-6	39,837	39,194
11/2	at New York Jets.....	L	31-34	61,761	60,793
11/9	at Boston	W	17-16	19,821	10,665
11/16	at Buffalo	L	3-28	32,868	32,344
11/23	HOUSTON	L	7-32	27,218	27,114
11/30	Boston (at Tampa)	L	23-38	32,121	27,179
12/7	DENVER	W	27-24	25,332	24,972
12/14	NEW YORK JETS	L	9-27	48,108	42,148
				523,772	490,539

1970: Won 10, Lost 4
Second - Eastern Division

Head Coach: Don Shula

				DISTRIB	ACTUAL
9/20	at Boston	L	14-27	32,607	27,265
9/27	at Houston	W	20-10	39,840	38,779
10/3	OAKLAND	W	20-13	57,140	54,412
10/10	at New York Jets.....	W	20-6	62,712	61,801
10/18	at Buffalo	W	33-14	41,312	40,820
10/25	CLEVELAND	L	0-28	75,313	70,872
11/1	at Baltimore	L	0-35	60,240	59,305
11/8	at Philadelphia.....	L	17-24	58,171	53,149
11/15	NEW ORLEANS	W	21-10	42,866	41,557
11/22	BALTIMORE	W	34-17	67,699	63,362
11/30	at Atlanta (MN)	W	20-7	54,036	53,303
12/6	BOSTON	W	37-20	51,034	46,370
12/13	NEW YORK JETS	W	16-10	75,099	71,892
12/20	BUFFALO	W	45-7	70,990	64,957
				789,059	747,844

AMERICAN CONFERENCE PLAYOFF

12/27	at Oakland	L	14-21	54,401	52,594
-------	------------------	---	-------	--------	--------

1971: Won 10, Lost 3, Tied 1 **Head Coach: Don Shula**
First - Eastern Division

				DISTRIB	ACTUAL
9/19	at Denver	T	10-10	51,228	50,499
9/26	at Buffalo	W	29-14	45,139	44,626
10/3	NEW YORK JETS	L	10-14	70,670	67,161
10/10	at Cincinnati	W	23-13	60,099	59,090
10/17	NEW ENGLAND	W	41-3	58,822	56,222
10/24	at New York Jets	W	30-14	62,130	61,170
10/31	at Los Angeles	W	20-14	72,903	68,386
11/7	BUFFALO	W	34-0	61,016	57,748
11/14	PITTSBURGH	W	24-21	66,435	63,178
11/21	BALTIMORE	W	17-14	75,312	73,063
11/29	CHICAGO (MN)	W	34-3	75,312	73,071
12/5	at New England	L	13-34	61,457	60,110
12/11	at Baltimore	L	3-14	60,238	59,293
12/19	GREEN BAY	W	27-6	75,312	74,215
				896,073	867,832
AMERICAN CONFERENCE PLAYOFF					
12/25	at Kansas City	W	27-24 (2 OT)	50,374	45,882
AMERICAN CONFERENCE CHAMPIONSHIP					
1/2	BALTIMORE	W	21-0	78,939	78,629
SUPER BOWL VI AT NEW ORLEANS					
1/16	Dallas	L	3-24	81,023	80,591

1972: Won 14, Lost 0 **Head Coach: Don Shula**
First- Eastern Division

				DISTRIB	ACTUAL
9/17	at Kansas City	W	20-10	79,829	78,736
9/24	HOUSTON	W	34-13	77,821	75,069
10/1	at Minnesota	W	16-14	47,900	45,766
10/8	at New York Jets	W	27-17	63,841	61,720
10/15	SAN DIEGO	W	24-10	80,010	78,212
10/22	BUFFALO	W	24-23	80,010	78,175
10/29	at Baltimore	W	23-0	60,000	59,303
11/5	at Buffalo	W	30-16	46,206	45,659
11/12	NEW ENGLAND	W	52-0	80,010	78,148
11/19	NEW YORK JETS	W	28-24	80,010	78,166
11/27	ST. LOUIS (MN)	W	31-10	80,010	78,190
12/3	at New England	W	37-21	60,999	60,144
12/10	at New York Giants	W	23-13	62,728	62,728
12/16	BALTIMORE	W	16-0	80,010	78,202
				979,384	958,218
AMERICAN CONFERENCE PLAYOFF					
12/24	CLEVELAND	W	20-14	78,916	78,196
AMERICAN CONFERENCE CHAMPIONSHIP					
12/31	at Pittsburgh	W	21-17	50,845	50,350
SUPER BOWL VII AT LOS ANGELES					
1/14	Washington	W	14-7	90,182	85,462

1973: Won 12, Lost 2 **Head Coach: Don Shula**
First- Eastern Division

				DISTRIB	ACTUAL
9/16	● SAN FRANCISCO	W	21-13	78,768	68,275
9/23	at Oakland	L	7-12	74,121	74,044
9/30	● NEW ENGLAND	W	44-23	78,830	62,508
10/7	● NEW YORK JETS	W	31-3	78,821	63,850
10/15	● at Cleveland (MN)	W	17-9	78,424	72,070
10/21	● BUFFALO	W	27-6	78,738	65,241
10/28	● at New England	W	30-14	60,268	57,617
11/4	● at New York Jets	W	24-14	61,462	57,591
11/11	● BALTIMORE	W	44-0	78,854	60,332
11/18	● at Buffalo	W	17-0	79,401	77,138
11/22	● at Dallas	W	14-7	62,967	58,089
12/3	● PITTSBURGH (MN)	W	30-26	78,922	68,901
12/9	at Baltimore	L	3-16	57,834	41,005
12/15	● DETROIT	W	34-7	78,337	53,375
				1,025,747	880,036
AMERICAN CONFERENCE PLAYOFF					
12/23	CINCINNATI	W	34-16	78,928	75,770

AMERICAN CONFERENCE CHAMPIONSHIP					
12/30	● OAKLAND	W	27-10	79,325	75,105
SUPER BOWL VIII AT HOUSTON					
1/13	Minnesota	W	24-7	71,882	68,142
1974:	Won 11, Lost 3			Head Coach: Don Shula	
	First - Eastern Division				
				DISTRIB	ACTUAL
9/15	at New England.....	L	24-34	55,006	54,193
9/22	● at Buffalo	W	24-16	79,463	78,990
9/29	at San Diego	W	28-21	45,098	44,706
10/7	● NEW YORK JETS (MN) ...	W	21-17	78,219	61,527
10/13	● at Washington	L	17-20	54,395	54,395
10/20	KANSAS CITY	W	9-3	75,358	67,779
10/27	BALTIMORE	W	17-7	72,849	65,868
11/3	ATLANTA	W	42-7	74,935	64,399
11/10	at New Orleans	W	21-0	74,289	73,458
11/17	● BUFFALO	W	35-28	78,771	69,313
11/24	● at New York Jets	L	14-17	60,481	57,162
12/2	CINCINNATI (MN)	W	24-3	78,675	71,962
12/8	at Baltimore	W	17-16	40,911	34,420
12/15	● NEW ENGLAND	W	34-27	78,611	56,920
				947,061	855,092
AMERICAN CONFERENCE PLAYOFF					
12/21	at Oakland.....	L	26-28	53,023	52,817
1975:	Won 10, Lost 4			Head Coach: Don Shula	
	Second - Eastern Division				
				DISTRIB	ACTUAL
9/22	OAKLAND (MN)	L	21-31	78,805	78,744
9/28	● at New England.....	W	22-14	61,279	60,602
10/5	● at Green Bay	W	31-7	56,267	55,270
10/12	PHILADELPHIA	W	24-16	62,925	60,127
10/19	● at New York Jets.....	W	43-0	60,471	47,191
10/26	● at Buffalo	W	35-30	79,429	79,080
11/2	at Chicago	W	46-13	56,577	51,298
11/9	NEW YORK JETS	W	27-7	75,631	72,896
11/16	● at Houston	L	19-20	50,494	48,892
11/23	BALTIMORE	L	17-33	67,029	61,986
12/1	NEW ENGLAND (MN)	W	20-7	68,480	61,963
12/7	BUFFALO	W	31-21	78,701	74,573
12/14	● at Baltimore	L	7-10 (OT)	59,808	59,398
12/20	DENVER	W	14-13	56,187	43,064
				912,083	855,084
1976:	Won 6, Lost 8			Head Coach: Don Shula	
	Third-Eastern Division				
				DISTRIB	ACTUAL
9/13	at Buffalo (MN)	W	30-21	77,800	77,683
9/19	at New England.....	L	14-30	46,227	46,053
9/26	NEW YORK JETS	W	16-0	53,600	49,754
10/3	LOS ANGELES	L	28-31	65,314	60,753
10/10	● at Baltimore	L	14-28	59,295	58,832
10/17	KANSAS CITY	L	17-20 (OT)	50,471	43,325
10/24	at Tampa Bay	W	23-20	63,016	59,155
10/31	NEW ENGLAND	W	10-3	57,984	52,863
11/7	at New York Jets.....	W	27-7	58,882	53,344
11/14	● at Pittsburgh	L	3-14	49,813	48,945
11/22	BALTIMORE (MN)	L	16-17	68,372	62,104
11/28	at Cleveland	L	13-17	76,562	74,715
12/5	BUFFALO	W	45-27	51,423	43,475
12/11	MINNESOTA	L	7-29	52,945	46,543
				831,704	777,544
1977:	Won 10, Lost 4			Head Coach: Don Shula	
	Second - Eastern Division				
				DISTRIB	ACTUAL
9/18	at Buffalo	W	13-0	78,048	76,097
9/25	at San Francisco	W	19-15	45,560	40,503
10/2	HOUSTON	W	27-7	50,764	49,619
10/9	at Baltimore	L	28-45	57,829	57,005
10/16	NEW YORK JETS	W	21-17	45,048	43,446
10/23	SEATTLE	W	31-13	38,967	29,858

10/30	SAN DIEGO	L	13-14	47,525	40,670
11/6	at New York Jets.....	W	14-10	53,698	51,582
11/13	NEW ENGLAND	W	17-5	67,907	67,502
11/20	● at Cincinnati	L	17-23	58,710	46,733
11/24	● at St. Louis	W	55-14	50,855	50,269
12/5	● BALTIMORE (MN).....	W	17-6	74,216	68,977
12/11	● at New England.....	L	10-14	61,279	61,064
12/17	BUFFALO	W	31-14	45,855	39,626
				776,261	722,951

1978: Won 11, Lost 5
Second - Eastern Division

Head Coach: Don Shula

				DISTRIB	ACTUAL
9/3	at New York Jets.....	L	20-33	53,941	49,598
9/10	at Baltimore	W	42-0	47,658	46,426
9/17	BUFFALO	W	31-24	51,362	48,373
9/24	● at Philadelphia	L	3-17	64,328	62,998
10/1	ST. LOUIS	W	24-10	47,650	43,882
10/9	CINCINNATI (MN)	W	21-0	57,481	54,729
10/15	at San Diego	W	28-21	51,426	50,637
10/22	● at New England.....	L	24-33	61,297	60,424
10/29	BALTIMORE	W	26-8	55,783	53,524
11/5	● DALLAS	W	23-16	74,058	70,414
11/12	at Buffalo	W	25-24	50,110	48,623
11/20	● at Houston (MN).....	L	30-35	51,189	50,290
11/26	NEW YORK JETS	L	13-24	53,900	49,255
12/3	● at Washington	W	16-0	54,239	52,860
12/10	OAKLAND	W	23-6	73,889	73,003
12/18	NEW ENGLAND (MN)	W	23-3	73,945	72,071
				922,256	887,107

AFC WILD-CARD PLAYOFF

12/24	HOUSTON	L	9-17	72,445	70,036
-------	---------------	---	------	--------	--------

1979: Won 10, Lost 6
First - Eastern Division

Head Coach: Don Shula

				DISTRIB	ACTUAL
9/2	at Buffalo	W	9-7	70,841	69,441
9/9	SEATTLE	W	19-10	60,045	56,233
9/16	● at Minnesota	W	27-12	47,748	44,187
9/23	CHICAGO	W	31-16	66,598	66,011
9/30	at New York Jets	L	27-33	59,595	51,496
10/8	● at Oakland (MN).....	L	3-13	53,419	52,419
10/14	BUFFALO	W	17-7	54,062	45,597
10/21	● at New England	L	13-28	61,297	61,096
10/28	GREEN BAY	W	27-7	54,343	47,741
11/5	HOUSTON (MN)	L	6-9	73,900	70,273
11/11	BALTIMORE	W	19-0	56,884	50,193
11/18	at Cleveland	L	24-30 (OT)	81,300	80,374
11/25	at Baltimore	W	28-24	44,989	36,016
11/29	● NEW ENGLAND (TH)	W	39-24	73,628	69,174
12/9	at Detroit	W	28-10	79,073	78,087
12/15	NEW YORK JETS	L	24-27	58,620	49,915
				996,342	930,253

AMERICAN CONFERENCE PLAYOFF

12/30	● at Pittsburgh	L	14-34	50,320	50,214
-------	-----------------------	---	-------	--------	--------

1980: Won 8, Lost 8
Third - Eastern Division

Head Coach: Don Shula

				DISTRIB	ACTUAL
9/7	at Buffalo	L	7-17	80,020	79,598
9/14	CINCINNATI	W	17-16	45,480	38,322
9/21	● at Atlanta	W	20-17	58,558	55,479
9/28	NEW ORLEANS.....	W	21-16	46,599	40,946
10/5	BALTIMORE	L	17-30	53,838	50,631
10/12	● at New England	L	0-34	60,392	60,377
10/19	BUFFALO	W	17-14	49,499	41,636
10/27	at New York Jets (MN).....	L	14-17	59,677	53,046
11/2	at Oakland	L	10-16	47,274	46,378
11/9	● at Los Angeles	W	35-14	67,751	62,198
11/16	SAN FRANCISCO.....	W	17-13	50,219	45,135
11/20	SAN DIEGO (TH).....	L	24-27 (OT)	66,009	63,013
11/30	● at Pittsburgh	L	10-23	54,082	51,384
12/8	NEW ENGLAND (MN)	W	16-13 (OT)	63,936	63,292

12/14	at Baltimore	W	24-14	36,136	30,564
12/20	NEW YORK JETS	L	17-24	47,920	41,854
				887,390	823,853

1981: Won 11, Lost 4, Tied 1
First - Eastern Division

Head Coach: Don Shula

				DISTRIB	ACTUAL
9/6	at St. Louis	W	20-7	50,923	50,351
9/10	PITTSBURGH (TH)	W	30-10	75,059	74,190
9/20	● at Houston	W	16-10	51,344	47,379
9/27	at Baltimore	W	31-28	42,452	41,630
10/4	NEW YORK JETS	T	28-28 (OT)	69,631	68,723
10/12	● at Buffalo (MN)	L	21-31	79,275	78,576
10/18	WASHINGTON	W	13-10	51,710	47,367
10/25	● at Dallas	L	27-28	65,066	64,221
11/1	BALTIMORE	W	27-10	50,473	46,061
11/8	● at New England	W	30-27 (OT)	61,297	60,436
11/15	OAKLAND	L	17-33	66,359	61,777
11/22	● at New York Jets	L	15-16	60,370	59,962
11/30	● PHILADELPHIA (MN)	W	13-10	73,916	67,797
12/6	NEW ENGLAND	W	24-14	54,326	50,421
12/13	at Kansas City	W	17-7	57,477	57,407
12/19	BUFFALO	W	16-6	73,629	72,956
				983,307	949,254

AMERICAN CONFERENCE PLAYOFF

1/2	● SAN DIEGO	L	38-41 (OT)	74,233	73,735
-----	-------------------	---	------------	--------	--------

1982: Won 7, Lost 2
Second (Tied) - American Football Conference

Head Coach: Don Shula

				DISTRIB	ACTUAL
9/12	at New York Jets	W	45-28	54,236	53,360
9/19	BALTIMORE	W	24-20	53,823	51,999
11/21	at Buffalo	W	9-7	54,475	52,945
11/29	at Tampa Bay (MN)	L	17-23	70,686	54,854
12/5	MINNESOTA	W	22-14	50,474	45,721
12/12	at New England	L	0-3	33,293	25,716
12/18	NEW YORK JETS	W	20-19	67,825	67,702
12/27	BUFFALO (MN)	W	27-10	75,051	73,924
1/2	at Baltimore	W	34-7	22,354	19,073
				482,217	445,294

Games Lost to Strike: at Green Bay (9/26), at Cincinnati (10/3), DETROIT (10/10), NEW ENGLAND (10/17), at L.A. Raiders (10/31), SAN DIEGO (MN, 11/8), CLEVELAND (11/14)

AMERICAN CONFERENCE PLAYOFF (first round)

1/8	NEW ENGLAND	W	28-13	70,881	68,842
-----	-------------------	---	-------	--------	--------

AMERICAN CONFERENCE PLAYOFF (second round)

1/16	● SAN DIEGO	W	34-13	73,772	71,383
------	-------------------	---	-------	--------	--------

AMERICAN CONFERENCE CHAMPIONSHIP

1/23	● NEW YORK JETS	W	14-0	74,918	67,396
------	-----------------------	---	------	--------	--------

SUPER BOWL XVII AT PASADENA

1/30	Washington	L	17-27		103,667
------	------------------	---	-------	--	---------

1983: Won 12, Lost 4
First - Eastern Division

Head Coach: Don Shula

				DISTRIB	ACTUAL
9/4	at Buffalo	W	12-0	80,020	78,715
9/11	NEW ENGLAND	W	34-24	62,309	59,343
9/19	at L.A. Raiders (MN)	L	14-27	60,696	57,796
9/25	KANSAS CITY	W	14-6	55,125	50,785
10/2	at New Orleans	L	7-17	71,081	66,489
10/9	BUFFALO	L	35-38 (OT)	62,716	59,948
10/16	at New York Jets	W	32-14	60,370	58,615
10/23	at Baltimore	W	21-7	45,768	32,343
10/30	L.A. RAMS	W	30-14	74,856	72,175
11/6	at San Francisco	W	20-17	61,047	57,832
11/13	at New England	L	6-17	61,150	60,771
11/20	BALTIMORE	W	37-0	59,736	54,482
11/28	● CINCINNATI (MN)	W	38-14	75,007	74,506
12/4	at Houston	W	24-17	50,365	39,434
12/10	ATLANTA	W	31-24	62,552	56,725
12/16	NEW YORK JETS (FR)	W	34-14	75,057	59,975
				1,017,855	939,934

AMERICAN CONFERENCE PLAYOFF					
12/31	SEATTLE.....	L	20-27	75,116	71,032
1984:	Won 14, Lost 2			Head Coach: Don Shula	
	First - Eastern Division				
				DISTRIB	ACTUAL
9/2	● at Washington	W	35-17	55,431	52,683
9/9	NEW ENGLAND	W	28-7	67,843	66,083
9/17	at Buffalo (MN)	W	21-17	66,317	65,455
9/23	INDIANAPOLIS	W	44-7	57,813	55,415
9/30	at St. Louis	W	36-28	48,605	46,991
10/7	● at Pittsburgh	W	31-7	59,103	59,103
10/14	HOUSTON	W	28-10	59,106	54,080
10/21	at New England.....	W	44-24	60,890	60,711
10/28	BUFFALO	W	38-7	61,897	58,824
11/4	at New York Jets.....	W	31-17	76,891	72,655
11/11	PHILADELPHIA	W	24-23	70,805	70,227
11/18	at San Diego	L	28-34 (OT)	60,234	53,041
11/26	NEW YORK JETS (MN) ...	W	28-17	75,002	74,884
12/2	● L.A. RAIDERS	L	34-45	75,151	71,222
12/9	● at Indianapolis	W	35-17	60,695	60,411
12/17	● DALLAS (MN).....	W	28-21	75,105	74,139
				1,030,888	995,924
AMERICAN CONFERENCE PLAYOFF					
12/29	● SEATTLE.....	W	31-10	74,291	73,469
AMERICAN CONFERENCE CHAMPIONSHIP					
1/6	● PITTSBURGH	W	45-28	76,029	76,029
SUPER BOWL XIX AT PALO ALTO					
1/20	San Francisco	L	16-38		84,059
1985:	Won 12, Lost 4			Head Coach: Don Shula	
	First - Eastern Division				
				DISTRIB	ACTUAL
9/8	at Houston	L	23-26	50,157	47,656
9/15	INDIANAPOLIS	W	30-13	57,772	53,693
9/22	KANSAS CITY	W	31-0	72,238	69,791
9/29	● at Denver	W	30-26	75,100	73,614
10/6	● PITTSBURGH	W	24-20	75,070	72,820
10/14	● at New York Jets (MN).....	L	7-23	76,891	73,807
10/20	TAMPA BAY	W	41-38	62,987	62,335
10/27	● at Detroit	L	21-31	80,638	75,291
11/3	● at New England.....	L	13-17	61,000	58,811
11/10	● NEW YORK JETS	W	21-17	75,275	73,695
11/17	● at Indianapolis.....	W	34-20	60,656	59,666
11/24	at Buffalo	W	23-14	53,529	50,474
12/2	● CHICAGO (MN)	W	38-24	75,594	75,594
12/8	● at Green Bay	W	34-24	56,860	52,671
12/16	● NEW ENGLAND (MN)	W	30-27	75,825	69,489
12/22	BUFFALO	W	28-0	65,686	64,811
				1,075,278	1,034,218
AMERICAN CONFERENCE PLAYOFF					
1/4	● CLEVELAND.....	W	24-21	75,842	75,128
AMERICAN CONFERENCE CHAMPIONSHIP					
1/12	● NEW ENGLAND	L	14-31	76,270	74,978
1986:	Won 8, Lost 8			Head Coach: Don Shula	
	Third - Eastern Division				
				DISTRIB	ACTUAL
9/7	● at San Diego	L	28-50	60,147	57,726
9/14	INDIANAPOLIS	W	30-10	58,442	51,848
9/21	● at New York Jets.....	L	45-51 (OT)	76,891	71,025
9/28	SAN FRANCISCO	L	16-31	74,730	70,264
10/5	● at New England.....	L	7-34	61,000	60,689
10/12	BUFFALO	W	27-14	59,089	49,467
10/19	● L.A. RAIDERS	L	28-30	75,284	53,421
10/26	● at Indianapolis	W	17-13	60,596	58,350
11/2	HOUSTON	W	28-7	56,321	43,804
11/10	● at Cleveland (MN)	L	16-26	79,793	77,949
11/16	● at Buffalo	W	34-24	80,290	76,474
11/24	● NEW YORK JETS (MN) ...	W	45-3	76,254	70,206
11/30	ATLANTA	L	14-20	62,309	53,762

12/7	at New Orleans	W	31-27	69,136	64,761
12/14	● at L.A. Rams	W	37-31 (OT)	68,379	62,629
12/22	NEW ENGLAND (MN)	L	27-34	76,254	74,516
				1,094,915	996,891

1987: Won 8, Lost 7 **Head Coach: Don Shula**
Second (Tied) - Eastern Division

				DISTRIB	ACTUAL
9/13	● at New England	L	21-28	60,864	54,642
9/20	at Indianapolis	W	23-10	58,704	57,524
10/4	● at Seattle	L	20-24	32,056	19,448
10/11	KANSAS CITY	W	42-0	43,875	25,867
10/18	● at New York Jets	L	31-37 (OT)	39,000	18,249
10/25	BUFFALO	L	31-34 (OT)	70,592	61,295
11/1	PITTSBURGH	W	35-24	72,028	52,578
11/8	● at Cincinnati	W	20-14	59,931	53,840
11/15	INDIANAPOLIS	L	21-40	72,070	65,433
11/22	● at Dallas (SN)	W	20-14	63,292	56,519
11/29	at Buffalo	L	0-27	72,350	68,055
12/7	● NEW YORK JETS (MN) ...	W	37-28	72,672	62,592
12/13	● at Philadelphia	W	28-10	65,746	63,841
12/20	● WASHINGTON (SN)	W	23-21	72,743	65,715
12/28	● NEW ENGLAND (MN)	L	10-24	72,630	61,192
				928,553	786,790

Game Lost to Strike: NEW YORK GIANTS (9/27)

1988: Won 6, Lost 10 **Head Coach: Don Shula**
Fifth - Eastern Division

				DISTRIB	ACTUAL
9/4	● at Chicago	L	7-34	66,496	63,330
9/11	● at Buffalo	L	6-9	80,343	79,529
9/18	GREEN BAY	W	24-17	61,965	54,409
9/25	● at Indianapolis	L	13-15	60,577	59,638
10/2	MINNESOTA	W	24-7	65,757	59,867
10/9	at L.A. Raiders	W	24-14	55,178	50,751
10/16	SAN DIEGO	W	31-28	64,623	58,972
10/23	NEW YORK JETS	L	30-44	72,756	68,292
10/30	at Tampa Bay	W	17-14	74,314	67,352
11/6	● at New England	L	10-21	60,945	60,840
11/14	BUFFALO (MN)	L	6-31	72,610	67,091
11/20	NEW ENGLAND (SN)	L	3-6	65,009	53,525
11/27	● at New York Jets	L	34-38	76,891	52,752
12/4	INDIANAPOLIS	L	28-31	61,613	45,236
12/12	CLEVELAND (MN)	W	38-31	71,518	61,884
12/18	● at Pittsburgh	L	24-40	59,000	36,051
				1,069,595	939,519

1989: Won 8, Lost 8 **Head Coach: Don Shula**
Second (Tied) - Eastern Division

				DISTRIB	ACTUAL
9/10	BUFFALO	L	24-27	58,373	54,541
9/17	at New England	W	24-10	58,089	57,043
9/24	NEW YORK JETS	L	33-40	67,673	65,908
10/1	at Houston	L	7-39	53,617	53,326
10/8	CLEVELAND	W	13-10 (OT)	64,542	58,444
10/15	● at Cincinnati	W	20-13	60,044	58,184
10/22	GREEN BAY	W	23-20	60,570	56,624
10/29	● at Buffalo	L	17-31	80,422	80,208
11/5	INDIANAPOLIS	W	19-13	57,916	52,680
11/12	● at New York Jets	W	31-23	76,891	65,923
11/19	at Dallas	W	17-14	58,738	56,044
11/26	PITTSBURGH	L	14-34	65,302	59,936
12/3	at Kansas City	L	21-26	56,004	54,610
12/10	NEW ENGLAND (SN)	W	31-10	62,127	55,918
12/17	● at Indianapolis	L	13-42	60,643	55,665
12/24	KANSAS CITY	L	24-27	55,952	43,612
				996,903	928,666

1990: Won 12, Lost 4 **Head Coach: Don Shula**
Second - Eastern Division

				DISTRIB	ACTUAL
9/9	at New England	W	27-24	45,628	45,305
9/16	BUFFALO	W	30-7	68,490	68,142

9/23	● at New York Giants	L	3-20	77,186	76,483
9/30	● at Pittsburgh	W	28-6	59,000	54,691
10/7	NEW YORK JETS	W	20-16	71,835	69,678
10/18	NEW ENGLAND (TH)	W	17-10	65,017	62,630
10/28	● at Indianapolis	W	27-7	60,649	59,213
11/4	PHOENIX	W	23-3	57,652	54,924
11/11	● at New York Jets	W	17-3	76,891	68,362
11/19	● L.A. RAIDERS (MN)	L	10-13	72,393	70,553
11/25	at Cleveland	W	30-13	73,195	70,225
12/2	● at Washington	L	20-42	55,683	53,599
12/9	● PHILADELPHIA (SN)	W	23-20 (OT)	71,904	67,034
12/16	SEATTLE	W	24-17	61,843	57,851
12/23	● at Buffalo	L	14-24	80,433	80,235
12/30	INDIANAPOLIS	W	23-17	63,797	59,547
				1,061,596	1,018,472

AMERICAN CONFERENCE FIRST ROUND PLAYOFF

1/5	● KANSAS CITY	W	17-16	73,067	67,276
-----	---------------------	---	-------	--------	--------

AMERICAN CONFERENCE DIVISIONAL PLAYOFF

1/12	● at Buffalo	L	34-44	80,252	77,087
------	--------------------	---	-------	--------	--------

1991: Won 8, Lost 8

Head Coach: Don Shula

Second (Tied) - Eastern Division

				DISTRIB	ACTUAL
9/1	● at Buffalo	L	31-35	80,368	80,252
9/8	INDIANAPOLIS	W	17-6	55,076	51,155
9/15	at Detroit	L	13-17	59,693	56,896
9/22	GREEN BAY	W	16-13	57,799	56,583
9/29	● at New York Jets	L	23-41	76,891	71,170
10/6	at New England	W	20-10	55,075	49,749
10/13	● at Kansas City	L	7-42	77,865	76,021
10/20	HOUSTON	L	13-17	66,328	60,705
11/3	at Indianapolis	W	10-6	57,154	55,899
11/10	NEW ENGLAND (SN)	W	30-20	59,169	56,065
11/18	● BUFFALO (MN)	L	27-41	72,839	71,062
11/24	● at Chicago	W	16-13 (OT)	66,946	58,288
12/1	TAMPA BAY	W	33-14	59,393	51,036
12/9	CINCINNATI (MN)	W	37-13	64,844	60,616
12/15	at San Diego	L	30-38	53,140	47,731
12/22	● NEW YORK JETS	L	20-23 (OT)	72,487	69,636
				1,035,067	972,864

1992: Won 11, Lost 5

Head Coach: Don Shula

First - Eastern Division

				DISTRIB	ACTUAL
9/14	at Cleveland (MN)	W	27-23	76,910	74,765
9/20	L.A. RAMS	W	26-10	59,892	55,945
9/27	● at Seattle	W	19-17	65,879	59,374
10/4	● at Buffalo	W	37-10	80,404	80,368
10/11	ATLANTA	W	21-17	71,646	68,633
10/18	NEW ENGLAND	W	38-17	61,120	57,282
10/25	INDIANAPOLIS	L	20-31	62,515	61,117
11/1	● at New York Jets	L	14-26	76,891	69,313
11/8	at Indianapolis	W	28-0	61,046	59,892
11/16	● BUFFALO (MN)	L	20-26	72,460	70,629
11/22	● HOUSTON	W	19-16	72,009	63,597
11/29	● at New Orleans	L	13-24	68,591	68,591
12/6	● at San Francisco	L	3-27	66,461	58,474
12/14	● L.A. RAIDERS (MN)	W	20-7	72,220	67,098
12/20	● NEW YORK JETS (SN)	W	19-17	72,133	68,275
12/27	at New England	W	16-13 (OT)	43,137	34,726
				1,083,314	1,018,079

AMERICAN CONFERENCE DIVISIONAL PLAYOFF

1/10	● SAN DIEGO	W	31-0	72,625	71,224
------	-------------------	---	------	--------	--------

AMERICAN CONFERENCE CHAMPIONSHIP

1/17	● BUFFALO	L	10-29	72,996	72,703
------	-----------------	---	-------	--------	--------

1993: Won 9, Lost 7

Head Coach: Don Shula

Second - Eastern Division

				DISTRIB	ACTUAL
9/5	at Indianapolis	W	24-20	54,249	51,858
9/12	NEW YORK JETS	L	14-24	73,150	70,314
9/26	● at Buffalo	W	22-13	80,076	79,635

10/4	● WASHINGTON (MN).....	W	17-10	73,672	68,568
10/10	● at Cleveland	W	24-14	78,512	78,138
10/24	INDIANAPOLIS (SN).....	W	41-27	61,209	57,301
10/31	● KANSAS CITY	W	30-10	73,886	67,765
11/7	● at New York Jets.....	L	10-27	77,289	71,306
11/14	● at Philadelphia.....	W	19-14	66,552	64,213
11/21	NEW ENGLAND	W	17-13	65,929	59,982
11/25	● at Dallas	W	16-14	60,198	60,198
12/5	● NEW YORK GIANTS.....	L	14-19	74,444	72,161
12/13	● PITTSBURGH (MN)	L	20-21	73,882	70,232
12/19	● BUFFALO	L	34-47	74,504	71,597
12/27	● at San Diego (MN).....	L	20-45	63,349	60,311
1/2	● at New England.....	L	27-33 (OT)	60,290	53,883
				1,111,191	1,057,462

1994: Won 10, Lost 6 Head Coach: Don Shula
First - Eastern Division

				DISTRIB	ACTUAL
9/4	NEW ENGLAND	W	39-35	73,821	71,023
9/11	● Green Bay (at Mil.)	W	24-14	56,051	55,011
9/18	● NEW YORK JETS	W	28-14	73,925	68,977
9/25	● at Minnesota.....	L	35-38	64,035	64,035
10/2	● at Cincinnati (SN).....	W	23-7	59,943	55,056
10/9	● at Buffalo	L	11-21	79,583	79,491
10/16	● L.A. RAIDERS	W	20-17 (OT)	74,207	70,112
10/30	● at New England.....	W	23-3	60,292	59,167
11/6	INDIANAPOLIS	W	22-21	74,028	71,158
11/13	● CHICAGO.....	L	14-17	74,340	64,871
11/20	● at Pittsburgh.....	L	13-16 (OT)	59,148	59,148
11/27	● at New York Jets.....	W	28-24	77,716	75,606
12/4	● BUFFALO (SN)	L	31-42	74,436	69,358
12/12	● KANSAS CITY (MN)	W	45-28	74,421	71,578
12/18	● at Indianapolis.....	L	6-10	60,714	58,867
12/25	● DETROIT (SN)	W	27-20	74,302	70,980
				1,110,962	1,064,438

AMERICAN CONFERENCE FIRST-ROUND PLAYOFF

12/31	● KANSAS CITY	W	27-17	74,248	69,757
-------	---------------------	---	-------	--------	--------

AMERICAN CONFERENCE DIVISIONAL PLAYOFF

1/8	● at San Diego	L	21-22	63,682	63,381
-----	----------------------	---	-------	--------	--------

1995: Won 9, Lost 7 Head Coach: Don Shula
Second (Tied) - Eastern Division

				DISTRIB	ACTUAL
9/3	● NEW YORK JETS	W	52-14	74,900	71,317
9/10	● at New England.....	W	20-3	60,292	60,239
9/18	● PITTSBURGH (MN)	W	23-10	75,186	72,874
10/1	● at Cincinnati	W	26-23	56,448	52,671
10/8	● INDIANAPOLIS	L	24-27 (OT)	75,181	68,471
10/15	at New Orleans	L	30-33	64,529	55,628
10/22	● at N.Y. Jets	L	16-17	77,716	67,228
10/29	● BUFFALO	W	23-6	75,224	71,060
11/5	● at San Diego (SN).....	W	24-14	63,199	61,996
11/12	● NEW ENGLAND	L	17-34	75,378	70,399
11/20	● SAN FRANCISCO (MN)...	L	20-44	75,557	73,080
11/26	● at Indianapolis.....	L	28-36	60,902	60,414
12/3	● ATLANTA	W	21-20	75,217	63,395
12/11	● KANSAS CITY (MN)	W	13-6	75,311	70,321
12/17	● at Buffalo	L	20-23	79,703	79,531
12/24	● at St. Louis	W	41-22	65,728	63,876
				1,129,674	1,062,500

AMERICAN CONFERENCE FIRST-ROUND PLAYOFF

12/30	● at Buffalo	L	22-37	79,671	73,103
-------	--------------------	---	-------	--------	--------

1996: Won 8, Lost 8 Head Coach: Jimmy Johnson
Fourth - Eastern Division

				DISTRIB	ACTUAL
9/1	● NEW ENGLAND	W	24-10	74,855	71,542
9/8	at Arizona (SN)	W	38-10	57,988	55,444
9/15	● NEW YORK JETS	W	36-27	75,103	68,137
9/23	● at Indianapolis (MN).....	L	6-10	61,393	60,891
10/6	● SEATTLE	L	15-22	75,224	59,539

10/13	● at Buffalo	W	21-7	79,803	79,642
10/20	● at Philadelphia.....	L	28-35	66,890	66,240
10/27	● DALLAS.....	L	10-29	75,651	75,283
11/3	● at New England.....	L	23-42	60,292	58,942
11/10	● INDIANAPOLIS	W	37-13	75,387	66,623
11/17	at Houston.....	W	23-20	48,890	47,358
11/25	● PITTSBURGH (MN)	L	17-24	75,507	73,489
12/1	● at Oakland.....	L	7-17	61,436	60,591
12/8	● NEW YORK GIANTS.....	L	7-17	75,234	63,889
12/16	● BUFFALO (MN).....	W	16-14	75,388	67,016
12/22	● at New York Jets.....	W	31-28	77,716	47,271
				1,115,257	1,022,297

1997: Won 9, Lost 7

Head Coach: Jimmy Johnson

Second - Eastern Division

					PAID
8/31	INDIANAPOLIS	W	16-10		70,813
9/7	TENNESSEE	W	16-13 (OT)		64,439
9/14	● at Green Bay	L	18-23		60,075
9/21	● at Tampa Bay (SN).....	L	21-31		73,314
10/5	● KANSAS CITY	W	17-14		71,794
10/12	● at New York Jets	W	31-20		75,601
10/19	● at Baltimore	W	24-13		64,354
10/27	● CHICAGO (MN)	L	33-36 (OT)		73,156
11/2	● at Buffalo	L	6-9		78,011
11/9	● NEW YORK JETS	W	24-17		73,089
11/17	● BUFFALO (MN).....	W	30-13		74,155
11/23	● at New England	L	24-27		59,002
11/30	at Oakland	W	34-16		50,569
12/7	● DETROIT (SN).....	W	33-30		72,266
12/14	● at Indianapolis	L	0-41		61,282
12/22	● NEW ENGLAND (MN)	L	12-14		74,379
					1,095,669

AMERICAN CONFERENCE FIRST-ROUND PLAYOFF

12/28	● at New England.....	L	3-17		60,041
-------	-----------------------	---	------	--	--------

1998: Won 10, Lost 6

Head Coach: Jimmy Johnson

Second - Eastern Division

					PAID
9/6	● at Indianapolis.....	W	24-15		65,087
9/13	● BUFFALO.....	W	13-7		73,097
9/20	● PITTSBURGH	W	21-0		73,948
10/4	● at N.Y. Jets	L	9-20		75,257
10/12	● at Jacksonville (MN).....	L	21-28		74,051
10/18	ST. LOUIS	W	14-0		65,418
10/25	● NEW ENGLAND	W	12-9 (OT)		73,973
11/1	● at Buffalo	L	24-30		79,011
11/8	● INDIANAPOLIS	W	27-14		73,400
11/15	at Carolina.....	W	13-9		67,887
11/23	● at New England (MN).....	L	23-26		58,729
11/29	● NEW ORLEANS.....	W	30-10		73,216
12/6	at Oakland.....	W	27-17		61,254
12/13	● N.Y. JETS (SN).....	L	16-21		74,369
12/21	● DENVER (MN)	W	31-21		74,363
12/ 27	● at Atlanta	L	16-38		69,754
					1,132,814

AMERICAN CONFERENCE FIRST-ROUND PLAYOFF

1/2	● BUFFALO.....	W	24-17		72,698
-----	----------------	---	-------	--	--------

AMERICAN CONFERENCE DIVISIONAL PLAYOFF

1/9	● at Denver.....	L	3-38		75,729
-----	------------------	---	------	--	--------

1999: Won 9, Lost 7

Head Coach: Jimmy Johnson

Second - Eastern Division

					PAID
9/13	● at Denver (MN).....	W	38-21		75,623
9/19	● ARIZONA	W	19-16		73,618
10/4	● BUFFALO (MN).....	L	18-23		74,073
10/10	● at Indianapolis	W	34-31		56,810
10/17	● at New England.....	W	31-30		60,006
10/24	● PHILADELPHIA	W	16-13		73,975
10/31	at Oakland.....	W	16-9		61,556
11/7	● TENNESSEE (SN).....	W	17-0		74,109

11/14	● at Buffalo	L	3-23	72,810
11/21	● NEW ENGLAND	W	27-17	74,295
11/25	● at Dallas	L	0-20	64,328
12/5	● INDIANAPOLIS	L	34-37	74,096
12/12	● at New York Jets.....	L	20-28	78,246
12/19	● SAN DIEGO	W	12-9	73,765
12/27	● NEW YORK JETS (MN) ...	L	31-38	74,230
1/2	● at Washington	L	10-21	78,106
				1,139,646

AMERICAN CONFERENCE FIRST-ROUND PLAYOFF

1/9	● at Seattle	W	20-17	66,170
-----	--------------------	---	-------	--------

AMERICAN CONFERENCE DIVISIONAL PLAYOFF

1/15	● at Jacksonville	L	7-62	75,173
------	-------------------------	---	------	--------

2000: Won 11, Lost 5 Head Coach: Dave Wannstedt
First - Eastern Division

				PAID
9/3	● SEATTLE	W	23-0	72,949
9/10	● at Minnesota	L	7-13	64,112
9/17	● BALTIMORE (SN)	W	19-6	73,464
9/24	● NEW ENGLAND	W	10-3	73,344
10/1	at Cincinnati	W	31-16	61,535
10/8	● BUFFALO	W	22-13	73,901
10/23	● at New York Jets (MN).....	L	37-40 (OT)	78,389
10/29	● GREEN BAY	W	28-20	73,740
11/5	● at Detroit.....	W	23-8	77,813
11/12	● at San Diego	W	17-7	56,896
11/19	● NEW YORK JETS	L	3-20	74,320
11/26	● at Indianapolis.....	W	17-14	56,935
12/3	● at Buffalo	W	33-6	73,002
12/10	● TAMPA BAY	L	13-16	74,307
12/17	● INDIANAPOLIS	L	13-20	73,884
12/24	● at New England	W	27-24	60,292
				1,118,883

AMERICAN CONFERENCE FIRST-ROUND PLAYOFF

12/30	INDIANAPOLIS	W	23-17 (OT)	73,193
-------	--------------------	---	------------	--------

AMERICAN CONFERENCE DIVISIONAL PLAYOFF

1/6	● at Oakland.....	L	0-27	61,998
-----	-------------------	---	------	--------

2001: Won 11, Lost 5 Head Coach: Dave Wannstedt
Second - Eastern Division

				PAID
9/9	● at Tennessee (SN)	W	31-23	68,798
9/23	● OAKLAND	W	18-15	73,404
9/30	● at St. Louis	L	10-42	66,046
10/7	● NEW ENGLAND	W	30-10	73,024
10/14	● at New York Jets	L	17-21	78,823
10/28	at Seattle	W	24-20	59,108
11/4	● CAROLINA	W	23-6	72,597
11/11	● at Indianapolis	W	27-24	57,127
11/18	● NEW YORK JETS	L	0-24	74,259
11/25	at Buffalo	W	34-27	73,063
12/2	● DENVER	W	21-10	73,938
12/10	● INDIANAPOLIS (MN)	W	41-6	73,858
12/16	● at San Francisco	L	0-21	68,223
12/22	● at New England	L	13-20	60,292
12/30	● ATLANTA	W	21-14	73,619
1/6	● BUFFALO	W	34-7	73,428
				1,118,883

AMERICAN CONFERENCE FIRST-ROUND PLAYOFF

1/13	BALTIMORE	L	3-20	72,251
------	-----------------	---	------	--------

2002: Won 9, Lost 7 Head Coach: Dave Wannstedt
Third - Eastern Division

				PAID
9/8	● DETROIT	W	49-21	72,216
9/15	● at Indianapolis	W	21-13	56,650
9/22	● NEW YORK JETS	W	30-3	73,426
9/29	● at Kansas City.....	L	30-48	78,178
10/6	● NEW ENGLAND	W	26-13	73,369
10/13	● at Denver (SN)	W	24-22	75,941

10/20	● BUFFALO	L	10-23	73,180
11/4	● at Green Bay (MN)	L	10-24	63,284
11/10	● at New York Jets (SN)	L	10-13	78,920
11/17	● BALTIMORE	W	26-7	73,013
11/24	● SAN DIEGO	W	30-3	73,138
12/1	● at Buffalo	L	21-38	73,287
12/9	● CHICAGO (MN)	W	27-9	73,609
12/15	● OAKLAND	W	23-17	73,572
12/21	● at Minnesota	L	17-20	64,285
12/29	● at New England	L	24-27 (OT)	68,436
				1,144,504

2003: Won 10, Lost 6 Head Coach: Dave Wannstedt
Second - Eastern Division

				PAID
9/7	● HOUSTON	L	20-21	73,010
9/14	● at New York Jets	W	21-10	77,461
9/21	● BUFFALO (SN)	W	17-7	73,458
10/5	● at New York Giants	W	23-10	78,863
10/12	● at Jacksonville	W	24-10	66,437
10/19	● NEW ENGLAND	L	13-19 (OT)	73,650
10/27	● San Diego (at Tempe) (MN)	W	26-10	73,014
11/2	● INDIANAPOLIS	L	17-23	73,258
11/9	● at Tennessee	L	7-31	68,809
11/16	● BALTIMORE	W	9-6 (OT)	73,333
11/23	● WASHINGTON (SN)	W	24-23	73,578
11/27	● at Dallas	W	40-21	64,110
12/7	● at New England	L	0-12	68,436
12/15	● PHILADELPHIA (MN)	L	27-34	73,780
12/21	● at Buffalo	W	20-3	73,319
12/28	● NEW YORK JETS	W	23-21	73,720
				1,158,236

2004: Won 4, Lost 12 Head Coaches: Dave Wannstedt (Weeks 1-9)
Fourth - Eastern Division Jim Bates (Weeks 10-16)

				PAID
9/11	● TENNESSEE	L	7-17	69,987
9/19	● at Cincinnati (SN)	L	13-16	65,705
9/26	● PITTSBURGH (SN)	L	3-13	72,225
10/3	● NEW YORK JETS	L	9-17	73,157
10/10	● at New England	L	10-24	68,756
10/17	● at Buffalo	L	13-20	72,714
10/24	● ST. LOUIS	W	31-14	72,945
11/1	● at New York Jets (MN)	L	14-41	78,216
11/7	● ARIZONA	L	23-24	72,612
11/21	● at Seattle	L	17-24	66,644
11/28	● at San Francisco	W	24-17	66,156
12/5	● BUFFALO	L	32-42	73,084
12/12	● at Denver	L	17-20	75,027
12/20	● NEW ENGLAND (MN)	W	29-28	73,629
12/26	● CLEVELAND (SN)	W	10-7	73,169
1/2	● at Baltimore	L	23-30	69,843
				1,143,869

2005: Won 9, Lost 7 Head Coach: Nick Saban
Second - Eastern Division

				PAID
9/11	● DENVER	W	34-10	72,324
9/18	● at New York Jets	L	7-17	77,918
9/25	● CAROLINA	W	27-24	72,288
10/9	● at Buffalo	L	14-20	72,160
10/16	● at Tampa Bay	L	13-27	65,168
10/21	● KANSAS CITY (FR)	L	20-30	68,350
10/30	● at New Orleans	W	21-6	61,643
11/6	● ATLANTA	L	10-17	72,187
11/13	● NEW ENGLAND	L	16-23	73,405
11/20	● at Cleveland	L	0-22	72,773
11/27	at Oakland	W	33-21	49,097

12/4	● BUFFALO	W	24-23	72,051
12/11	● at San Diego	W	23-21	65,026
12/18	● NEW YORK JETS	W	24-20	72,650
12/24	● TENNESSEE	W	24-10	72,001
1/1	● at New England.....	W	28-26	68,756
				1,107,797

2006: Won 6, Lost 10
Fourth - Eastern Division

Head Coach: Nick Saban

				PAID
9/7	● at Pittsburgh.....	L	17-28	64,927
9/17	● BUFFALO	L	6-16	72,797
9/24	● TENNESSEE	W	13-10	72,733
10/1	● at Houston	L	15-17	70,071
10/8	● at New England	L	10-20	68,756
10/15	● at New York Jets	L	17-20	77,439
10/22	● GREEN BAY	L	24-34	73,548
11/5	● at Chicago	W	31-13	62,206
11/12	● KANSAS CITY	W	13-10	73,132
11/19	● MINNESOTA	W	24-20	73,070
11/23	● at Detroit	W	27-10	61,562
12/3	● JACKSONVILLE	L	10-24	73,160
12/10	● NEW ENGLAND	W	21-0	74,033
12/17	● at Buffalo	L	0-21	71,011
12/25	● NEW YORK JETS	L	10-13	73,500
12/31	● at Indianapolis	L	22-27	57,310
				1,116,255

2007: Won 1, Lost 15
Fourth - Eastern Division

Head Coach: Cam Cameron

				PAID
9/9	● at Washington	L	13-16 (OT)	90,163
9/16	● DALLAS	L	20-37	71,615
9/23	● at New York Jets	L	28-31	77,197
9/30	● OAKLAND	L	17-35	70,621
10/7	● at Houston	L	19-22	70,156
10/14	● at Cleveland	L	31-41	73,198
10/21	● NEW ENGLAND	L	28-49	71,951
10/28	● N.Y. GIANTS (London, Eng.)	L	10-13	81,176
11/11	● BUFFALO	L	10-13	70,615
11/18	● at Philadelphia	L	7-17	68,934
11/26	● at Pittsburgh (MN)	L	0-3	57,704
12/2	● NEW YORK JETS	L	13-40	71,109
12/9	● at Buffalo	L	17-38	71,018
12/16	● BALTIMORE	W	22-16 (OT)	70,287
12/23	● at New England	L	7-28	68,756
12/30	● CINCINNATI	L	25-38	70,461
				1,085,483

DOUBLE TAKE

When the Dolphins selected Michigan tackle Jake Long in the first round and Michigan quarterback Chad Henne in the second round (2b) this year, it marked the second straight year in which the Dolphins selected two players from the same school. In 2007, they took a pair of players from the University of Hawaii in center Samson Satele (2b) and fullback Reagan Mauia (6a). This year, though, represented just the fourth time in the club's 43 drafts that they have taken players from the same school over the first two rounds of the same draft. In 1975, they tabbed Tampa tackle Daryl Carlton in the first round and Tampa wide receiver Fred Solomon with the first of their two second round picks. In 1980, they selected Alabama cornerback Don McNeal in the first round and Alabama center Dwight Stephenson in the second round. In 2001, the team chose Wisconsin cornerback Jamar Fletcher in the first round and Wisconsin wide receiver Chris Chambers in the second round. In each of the first three instances, the players were picked consecutively.

1966 FINAL STATISTICS (3-11)

DATE	OPPONENT	SCORE	W/L	ATT.
9/2	OAKLAND	14-23	L	25,188
9/9	NEW YORK	14-19	L	33,650
9/18	at Buffalo	24-58	L	37,176
10/2	at San Diego	10-44	L	26,444
10/9	at Oakland	10-21	L	28,863
10/16	DENVER	24-7	W	22,191
10/23	at Houston	20-13	W	21,999
11/6	BUFFALO	0-29	L	36,685
11/13	at Kansas City	16-34	L	33,733
11/20	at New York	13-30	L	57,092
11/27	BOSTON	14-20	L	22,480
12/4	at Denver	7-17	L	32,116
12/11	KANSAS CITY	18-19	L	17,881
12/18	HOUSTON	29-28	W	19,274

TEAM STATISTICS	MIA.	OPP.
TOTAL FIRST DOWNS	200	237
By Rushing	75	83
By Passing	103	140
By Penalty	22	14
TOTAL NET YARDS.....	3458	4611
Average Per Game	247.0	329.4
Total Plays.....	884	857
Average Per Play.....	3.9	5.4
NET YARDS RUSHING	1410	1510
Average Per Game	100.7	107.9
Total Rushes	394	416
NET YARDS PASSING	2048	3101
Average Per Game	146.3	221.5
Tackled/Yards Lost.....	36/326	16/180
Gross Yards	2374	3281
Attempts/Completions.....	454/179	425/198
Completion Percentage.....	39.4	46.6
Had Intercepted	32	31
PUNTS/AVERAGE	82/39.4	64/43.9
PENALTIES/YARDS	70/630	81/682
FUMBLES/BALL LOST	29/10	25/15
TOUCHDOWNS	26	44
By Rushing	5	15
By Passing	16	25
By Returns	5	4

Score By Quarters	1	2	3	4	Total
DOLPHINS	39	64	24	86	- 213
OPPONENTS	64	131	83	84	- 362

RUSHING	NO.	YDS.	AVG.	LG	TD
Auer.....	121	416	3.4	41	4
Gilchrist.....	72	262	3.6	22	0
Joe	71	232	3.3	14	0
Wilson	27	137	5.1	37	0
Casares.....	43	135	3.1	10	0
Price	31	107	3.4	14	0
Chesser.....	16	74	4.6	19	0
Jackson.....	2	22	11.0	24	0
Stofa	3	17	5.7	14	0
Wood.....	5	6	1.2	7	1
Norton	3	2	0.6	3	0
DOLPHINS	394	1410	3.6	41	5
OPPONENTS	416	1510	3.6	50	15

RECEIVING	NO.	YDS.	AVG.	LG	TD
Kocourek.....	27	320	11.9	43	2
Roberson	26	519	20.0	80t	2
Auer.....	22	263	12.0	27	4
Noonan	17	224	13.2	35	1

Jackson	16	317	19.8	48	2
Joe	13	116	8.9	67	1
Gilchrist.....	13	110	8.5	22	1
Roderick	11	156	14.2	64	1
Twilley	10	128	12.8	20	0
Casares.....	8	45	5.6	20	1
Cronin	7	83	11.9	25	1
Mingo	3	40	13.3	21	0
Moreau	2	15	7.5	9	0
Price	2	14	7.0	9	0
Matthews.....	1	20	20.0	20	0
Chesser.....	1	4	4.0	4	0

DOLPHINS	179	2374	13.3	80t	16
OPPONENTS	198	3281	16.6	89t	25

INTERCEPTIONS	NO.	YDS.	AVG.	LG	TD
West	8	62	7.8	27	0
Warren	5	198	39.6	70t	1
Westmoreland	4	104	26.0	42	1
Erlandson	3	31	10.3	26t	1
Jaquess.....	3	27	9.0	27t	1
McDaniel	2	20	10.0	20	0
McGeever	2	15	7.5	15	0
Faison	1	26	26.0	26	0
Neff	1	22	22.0	22	0
Emanuel	1	14	14.0	14	0
Rudolph.....	1	3	3.0	3	0

DOLPHINS	31	522	16.8	70t	4
OPPONENTS	32	370	11.6	60t	1

PUNTING	NO.	YDS.	AVG.	LG	BK
Wilson	42	1772	42.1	63	1
McDaniel	32	1222	38.2	54	0
Chesser.....	7	233	33.3	39	0
DOLPHINS	82	3227	39.4	63	1
OPPONENTS	64	2809	43.9	70	0

PUNT RET.	NO.	YDS.	AVG.	LG	TD
Neff	10	60	6.0	15	0
Auer.....	5	99	19.8	56	0
Matthews.....	4	38	9.5	19	0
Jackson.....	2	7	3.5	7	0

DOLPHINS	21	204	9.7	56	0
OPPONENTS	40	412	10.3	72t	1

KICKOFF RET.	NO.	YDS.	AVG.	LG	TD
Auer.....	28	698	24.9	95t	1
Neff	15	376	25.1	90	0
Matthews.....	5	109	21.8	29	0
Hunter	5	84	16.8	29	0
Jaquess.....	5	77	15.4	23	0
Jackson.....	4	105	26.3	34	0
Roderick	1	17	17.0	17	0
Branch	1	15	15.0	15	0
Bruggers	1	3	3.0	3	0
Noonan	0	23	-	23	0
DOLPHINS	65	1507	23.2	95t	1
OPPONENTS	46	939	43.9	96t	1

SCORING	Ru	Pa	Rt	PAT	FG	S	2	TP
Auer.....	4	4	1	0	0	0	0	54
Mingo.....	0	0	0	23/23	10/22	0	0	53
Jackson.....	0	2	0	0	0	0	0	12
Kocourek.....	0	2	0	0	0	0	0	12
Roberson.....	0	2	0	0	0	0	0	12

Joe.....	0	1	0	0	0	0	1	8
Casares.....	0	1	0	0	0	0	0	6
Cronin	0	1	0	0	0	0	0	6
Erlandson	0	0	1	0	0	0	0	6
Gilchrist.....	0	1	0	0	0	0	0	6
Jaquess.....	0	0	1	0	0	0	0	6
Noonan	0	1	0	0	0	0	0	6
Roderick	0	1	0	0	0	0	0	6
Warren.....	0	0	1	0	0	0	0	6
Westmoreland	0	1	0	0	0	0	0	6
Wood.....	1	0	0	0	0	0	0	6
Wilson	0	0	0	0	0	0	1	2

DOLPHINS	5	16	5	23/23	10/22	0	1	213
OPPONENTS	15	25	4	38/42	18/36	2	1	362

FIELD GOALS	1-19	20-29	30-39	40-49	50+
Mingo	2/3	4/6	1/3	3/8	0/2
DOLPHINS	2/3	4/6	1/3	3/8	0/2
OPPONENTS	3/4	7/12	4/8	3/9	1/3

TWO-POINT CONVERSIONS
Joe 1, Wilson 1.
DOLPHINS 2-3, OPPONENTS 1-2

USUAL STARTERS
OFFENSE
WR - Frank Jackson (7), *John Roderick (4), Karl Noonan (3)
LT - Maxie Williams (14)
LG - Ernie Park (11)
C - Tom Goode (13)
RG - Billy Neighbors (10)
RT - Norm Evans (12)
TE - Dave Kocourek (14)
WR - Bo Roberson (8), Karl Noonan (4)
QB - George Wilson, Jr. (7), Dick Wood (4)
RB - Joe Auer (14)
FB - Billy Joe (7), Cookie Gilchrist (5)

DEFENSE
LDE - Ed Cooke (13)
LDT - Tom Nomina (11)
RDT - Rich Zecher (9)
RDE - LaVerne Torczon (13)
LLB - Tom Erlandson (14)
MLB - Frank Emanuel (11)
RLB - Wahoo McDaniel (8), Jack Rudolph (4)
LCB - Jimmy Warren (14)
RCB - Dick Westmoreland (14)
SS - Pete Jaquess (9)
FS - Willie West (14)

* Indicates rookie

PASSING	ATT.	COMP.	YDS.	PCT.	TD	INT.	LG	SCK/LST	RATING
Wood.....	230	83	993	36.1	4	14	71	20/207	30.5
Wilson	112	46	764	41.1	5	10	80t	11/77	42.4
Stofa	57	29	425	50.9	4	2	48	3/29	84.3
Norton	55	21	192	38.2	3	6	43	2/13	27.0
DOLPHINS.....	454	179	2374	39.4	16	32	80t	36/326	39.1
OPPONENTS.....	425	198	3281	46.6	25	32	89t	16/180	61.3

1967 FINAL STATISTICS (4-10)

DATE	OPPONENT	SCORE	W/L	ATT.
9/17	DENVER	35-21	W	29,072
9/24	KANSAS CITY	0-24	L	33,280
10/1	at New York	7-29	L	59,433
10/8	at Kansas City	0-41	L	42,920
10/15	at Boston	10-41	L	17,859
10/22	NEW YORK	14-33	L	28,392
11/5	at Buffalo	13-35	L	30,950
11/12	at San Diego	0-24	L	32,395
11/19	at Oakland	17-31	L	33,753
11/26	BUFFALO	17-14	W	24,357
12/3	at Houston	14-17	L	20,979
12/10	SAN DIEGO	41-24	W	23,007
12/17	BOSTON	41-32	W	22,079
12/23	HOUSTON	10-41	L	29,628

TEAM STATISTICS	MIA.	OPP.
TOTAL FIRST DOWNS	212	269
By Rushing	65	106
By Passing	123	142
By Penalty	24	21
TOTAL NET YARDS.....	3659	4980
Average Per Game	261.4	355.7
Total Plays	847	843
Average Per Play.....	4.3	5.9
NET YARDS RUSHING	1323	2145
Average Per Game	94.5	153.2
Total Rushes	326	466
NET YARDS PASSING	2336	2835
Average Per Game	166.9	202.5
Tackled/Yards Lost.....	41/405	28/247
Gross Yards	2741	3082
Attempts/Completions.....	480/229	349/188
Completion Percentage....	47.7	53.8
Had Intercepted	28	28
PUNTS/AVERAGE	70/41.6	52/41.1
PENALTIES/YARDS	53/490	59/691
FUMBLES/BALL LOST	36/16	19/8
TOUCHDOWNS	28	53
By Rushing	10	18
By Passing	16	31
By Returns	2	4

Score By Quarters	1	2	3	4	Total
DOLPHINS	27	75	52	65	- 219
OPPONENTS	86	122	101	98	- 407

RUSHING	NO.	YDS.	AVG.	LG	TD
Haynes	56	274	4.9	65t	2
Mitchell	83	269	3.2	22	3
Harper	41	197	4.8	37	1
Price	46	179	3.9	38	1
Griese	37	157	4.2	22	1
Auer	44	128	2.9	23	1
Seiple	3	58	19.3	34	0
Jackson	1	48	48.0	48	0
Norton	7	14	2.0	13	0
Chesser	2	3	1.5	2	0
Stofa	2	2	1.0	8t	1
Moreau	1	-2	-2.0	-2	0
Clancy	3	-4	-1.3	2	0
DOLPHINS	326	1323	4.1	65t	10
OPPONENTS	466	2145	4.6	64	18

RECEIVING	NO.	YDS.	AVG.	LG	TD
Clancy	67	868	13.0	44	2
Moreau	34	410	12.1	43	3
Twilley	24	314	13.1	38	2
Auer	18	218	12.1	68t	2
Mitchell	18	133	7.4	38	1
Haynes	16	100	6.3	22	0
Noonan	12	141	11.8	32	1
Harper	11	212	19.3	40	3
Carpenter	10	127	12.7	42	0
Jackson	9	122	13.6	26	1
Price	8	56	7.0	27	1
Seiple	1	21	21.0	21	0
Beier	1	19	19.0	19	0
DOLPHINS	229	2741	12.0	68t	16
OPPONENTS	188	3082	16.4	51	31

INTERCEPTIONS	NO.	YDS.	AVG.	LG	TD
Westmoreland	10	127	12.7	29	1
Bramlett	4	35	8.8	22	0
Warren	4	22	5.5	17	0
Petrella	3	67	22.3	28	0
Erlandson	1	37	37.0	17	0
Neff	1	32	32.0	32	0
Emanuel	1	24	24.0	24	0
Bruggers	1	20	20.0	20	0
West	1	16	16.0	16	0
McDaniel	1	15	15.0	15	0
Beier	1	7	7.0	7	0
DOLPHINS	28	402	14.4	37	1
OPPONENTS	28	395	14.1	55	3

PUNTING	NO.	YDS.	AVG.	LG	BK
Seiple	70	2909	41.6	70	1
DOLPHINS	70	2909	41.6	70	1
OPPONENTS	52	2137	41.1	55	0

PUNT RET.	NO.	YDS.	AVG.	LG	TD
Auer	9	42	4.7	16	0
Haynes	6	37	6.2	20	0
Neff	6	34	5.7	15	0
Harper	4	15	3.8	8	0
DOLPHINS	25	128	5.1	20	0
OPPONENTS	41	268	6.5	34	0

KICKOFF RET.	NO.	YDS.	AVG.	LG	TD
Haynes	22	444	20.2	51	0
Auer	21	441	21.0	47	0
Neff	15	351	23.4	69	0
Roderick	4	63	15.8	19	0
Carpenter	3	87	29.0	45	0
Mitchell	2	57	28.5	37	0
DOLPHINS	67	1443	21.5	69	0
OPPONENTS	46	1067	23.2	42	0

SCORING	Ru	Pa	Rt	PAT	FG	S	2	TP
Lusteg	0	0	0	18/18	7/12	0	0	39
Harper	1	3	0	0	0	0	0	24
Mitchell	3	1	0	0	0	0	0	24
Auer	1	2	0	0	0	0	0	18
Moreau	0	3	0	0	0	0	0	18
Clancy	0	2	0	0	0	0	0	12
Haynes	2	0	0	0	0	0	0	12

Mingo.....	0	0	0	9/9	1/6	0	0	12
Price	1	1	0	0	0	0	0	12
Twilley	0	2	0	0	0	0	0	12
Griese	1	0	0	0	0	0	0	6
Jackson	0	1	0	0	0	0	0	6
Noonan	0	1	0	0	0	0	0	6
Stofa	1	0	0	0	0	0	0	6
Warren.....	0	0	1	0	0	0	0	6
Westmoreland	0	0	1	0	0	0	0	6

DOLPHINS	10	16	2	27/27	8/18	0	0	219
OPPONENTS	18	31	4	47/50	14/26	0	0	407

FIELD GOALS	1-19	20-29	30-39	40-49	50+
Lusteg	5/6	0/2	0/0	2/2	0/2
Mingo	0/0	0/1	1/2	0/3	0/0
DOLPHINS	5/6	0/3	1/2	2/5	0/2
OPPONENTS ..	5/7	3/5	3/6	3/6	0/2

TWO-POINT CONVERSIONS
DOLPHINS 0-1, OPPONENTS 0-3

USUAL STARTERS
OFFENSE
WR - Jack Clancy (9)
LT - Maxie Williams (14)
LG - Fred Woodson (7), Ken Rice (4)
C - Tom Goode (14)
RG - Billy Neighbors (14)
RT - Norm Evans (14)
TE - Doug Moreau (14)
WR - Frank Jackson (6), Howard Twilley (5)
QB - *Bob Griese (10)
RB - Jack Harper (6), Joe Auer (5)
FB - Sam Price (8), Stan Mitchell (6)

DEFENSE
LDE - Ed Cooke (12)
LDT - Ray Jacobs (10)
RDT - *John Richardson (8)
RDE - Mel Branch (14)
LLB - Tom Erlandson (6), Jerry Hopkins (6)
MLB - Frank Emanuel (8), Wahoo McDaniel (6)
RLB - John Bramlett (10)
LCB - Jimmy Warren (14)
RCB - Dick Westmoreland (14)
SS - Willie West (6), Pete Jaquess (4)
FS - Bob Neff (9)

* Indicates Rookie

PASSING	ATT.	COMP.	YDS.	PCT.	TD	INT.	LG	SCK/LST	RATING
Griese	331	166	2005	50.2	15	18	68t	25/240	61.6
Norton	133	53	596	39.8	1	9	32	15/156	28.2
Roberts	10	5	11	50.0	0	1	9	1/9	52.3
Seiple	2	2	61	100.0	0	0	42	0/0	118.8
Stofa	2	2	51	100.0	0	0	45	0/0	118.8
Clancy	1	1	17	100.0	0	0	17	0/0	118.8
Lusteg	1	0	0	0.0	0	0	0	0/0	39.6
DOLPHINS.....	480	229	2741	47.7	16	28	68t	41/405	52.4
OPPONENTS.....	349	188	3082	53.8	31	28	51	28/247	79.9

1968 FINAL STATISTICS (5-8-1)

DATE	OPPONENT	SCORE	W/L	ATT.
9/14	HOUSTON	10-24	L	38,097
9/21	OAKLAND	21-47	L	28,751
9/28	KANSAS CITY	3-48	L	27,732
10/6	at Houston	24-7	W	35,424
10/12	BUFFALO	14-14	T	28,559
10/20	at Cincinnati	24-22	W	25,076
10/27	at Denver	14-21	L	43,411
11/3	at San Diego	28-34	L	31,686
11/10	at Buffalo	21-17	W	28,399
11/17	CINCINNATI	21-38	L	30,304
11/24	at Boston	34-10	W	13,646
12/1	at New York	17-35	L	60,207
12/8	BOSTON	38-7	W	24,242
12/15	NEW YORK	7-31	L	31,302

TEAM STATISTICS	MIA.	OPP.
TOTAL FIRST DOWNS	247	240
By Rushing	78	116
By Passing	144	112
By Penalty	25	12
TOTAL NET YARDS.....	4106	4884
Average Per Game	293.3	348.9
Total Plays	892	808
Average Per Play.....	4.6	6.0
NET YARDS RUSHING	1704	2172
Average Per Game	121.7	193.7
Total Rushes	417	445
NET YARDS PASSING	2402	2712
Average Per Game	171.6	155.1
Tackled/Yards Lost.....	52/441	27/192
Gross Yards	2843	2904
Attempts/Completions.....	423/216	342/179
Completion Percentage.....	51.1	52.3
Had Intercepted	22	22
PUNTS/AVERAGE	75/40.6	55/43.6
PENALTIES/YARDS	48/485	70/655
FUMBLES/BALL LOST	17/8	28/18
TOUCHDOWNS	36	45
By Rushing	12	19
By Passing	21	23
By Returns	3	3

Score By Quarters	1	2	3	4	Total
DOLPHINS	44	93	52	87	- 276
OPPONENTS	78	131	52	94	- 355

RUSHING	NO.	YDS.	AVG.	LG	TD
Kick	165	621	3.8	25	4
Csonka	138	540	3.9	40	6
Griese	42	230	5.5	35	1
Mitchell	54	176	3.3	30	1
Milton	2	46	23.0	34	0
Seiple	5	42	8.4	32	0
Price	5	27	5.4	15	0
Tucker	4	13	3.3	7	0
Norton	1	9	9.0	9	0
Hammond	1	0	0.0	0	0

DOLPHINS	417	1704	4.1	40	12
OPPONENTS	445	2172	4.9	76t	19

RECEIVING	NO.	YDS.	AVG.	LG	TD
Noonan	58	760	13.1	50	11
Kick	44	422	9.6	38	0
Twilley	39	604	15.5	40	1
Moreau	27	365	13.5	28	3
Cox	11	147	13.4	30	0

Csonka	11	118	10.7	65	1
Milton	9	143	15.9	38	1
Mitchell	8	190	23.8	48	3
Seiple	7	69	9.9	20	1
Darnall	2	25	12.5	13	0

DOLPHINS	216	2843	13.2	65	21
OPPONENTS	179	2904	16.2	80t	23

INTERCEPTIONS	NO.	YDS.	AVG.	LG	TD
Anderson	8	230	28.8	96t	1
West	4	102	25.5	32	0
Warren	2	27	13.5	18	0
Bramlett	2	14	7.0	14	0
Emanuel	2	8	4.0	6	0
Petrella	1	4	4.0	4	0
Edmunds	1	1	1.0	1	0
Lamb	1	0	0.0	0	0
Westmoreland	1	0	0.0	0	0

DOLPHINS	22	386	17.5	96t	1
OPPONENTS	22	432	19.6	66t	3

PUNTING	NO.	YDS.	AVG.	LG	BK
Seiple	75	3044	40.6	60	0
DOLPHINS	75	3044	40.6	60	0
OPPONENTS	55	2397	43.6	62	0

PUNT RET.	NO.	YDS.	AVG.	LG	TD
Neff	8	71	8.9	20	0
Milton	6	55	9.2	26	0
Tucker	5	40	8.0	15	0
Anderson	5	18	3.6	10	0
Warren	2	-1	-0.5	0	0
Washington	1	15	15.0	15	0
Harper	1	7	7.0	7	0

DOLPHINS	28	205	7.3	26	0
OPPONENTS	28	250	9.0	48	0

KICKOFF RET.	NO.	YDS.	AVG.	LG	TD
Milton	18	408	22.7	74	0
Warren	10	227	22.7	36	0
Anderson	6	106	17.7	25	0
Neff	5	190	38.0	95	0
Tucker	3	54	18.0	25	0
Urbanek	2	15	7.5	10	0
Kick	1	28	28.0	28	0
Lamb	1	24	24.0	24	0
Price	1	22	22.0	22	0
Harper	1	18	18.0	18	0
Richardson	1	1	1.0	1	0
Woodson	1	0	0.0	0	0
Cox	0	41	-	41	0
DOLPHINS	50	1134	22.7	95	0
OPPONENTS	54	1108	20.5	44	0

SCORING	Ru	Pa	Rt	PAI	FG	S	2	TP
Noonan	0	11	0	0	0	0	0	66
Keyes	0	0	0	30/30	7/16	0	0	51
Csonka	6	1	0	0	0	0	0	42
Moreau	0	3	0	6/6	1/3	0	0	27
Mitchell	1	3	0	0	0	0	0	24
Kick	4	0	0	0	0	0	0	24
Anderson ..	0	0	1	0	0	0	0	6
Emanuel ..	0	0	1	0	0	0	0	6
Milton	0	1	0	0	0	0	0	6
Griese	1	0	0	0	0	0	0	6
Seiple	0	1	0	0	0	0	0	6

Twilley	0	1	0	0	0	0	0	6
West	0	0	1	0	0	0	0	6

DOLPHINS	12	21	3	36/36	8/19	0	0	276
OPPONENTS	19	23	3	44/44	12/23	2	1	355

FIELD GOALS	1-19	20-29	30-39	40-49	50+
-------------	------	-------	-------	-------	-----

Keyes	3/3	3/5	1/4	0/4	0/0
Moreau	0/1	1/1	0/1	0/0	0/0

DOLPHINS	3/4	4/6	1/5	0/4	0/0
OPPONENTS ..	3/3	5/7	2/6	0/4	2/3

TWO-POINT CONVERSIONS

DOLPHINS 0-0, OPPONENTS 1-2

SACKS

Branch 11.0, Fernandez 4.0, Bramlett 2.0, Emanuel 2.0, Jacobs 2.0, Riley 2.0, Edmunds 1.0, Normina 1.0, Richardson 1.0, Woodson 1.0.
DOLPHINS 27.0, OPPONENTS 52.0

STARTERS

OFFENSE

WR - Karl Noonan (14)
LT - "Doug Crusan" (7), Maxie Williams (6), Norm Evans (1)
LG - Charlie Fowler (7), Maxie Williams (6), Billy Neighbors (1)
C - Tom Goode (14)
RG - Billy Neighbors (12), Charlie Fowler (2)
RT - Norm Evans (12), Maxie Williams (2)
TE - Doug Moreau (10), Larry Seiple (2), *Jim Cox (1), *Gene Milton (1)
WR - Howard Twilley (14)
QB - Bob Griese (13), Rick Norton (1)
RB - *Jim Kick (12), Stan Mitchell (2)
FB - Larry Csonka (9), Jim Kick (4), Stan Mitchell (1)

DEFENSE

LDE - Jim Riley (8), *Manny Fernandez (5), Fred Woodson (1)
LDT - Tom Nomina (13), Ray Jacobs (1)
RDT - Ray Jacobs (10), John Richardson (3), Tom Nomina (1)
RDE - Mel Branch (7), *Manny Fernandez (7)
LLB - "Randall Edmunds" (14)
MLB - Frank Emanuel (12), Ray Jacobs (1), Wahoo McDaniel (1)
RLB - John Bramlett (10), Ed Weisacosky (2), Frank Emanuel (1), Bob Bruggers (1)
LCB - Jimmy Warren (14)
RCB - Dick Westmoreland (9), Mack Lamb (4), *Dick Anderson (1)
SS - Bob Petrella (5), *Dick Anderson (4), Willie West (4), Dick Westmoreland (1)
FS - *Dick Anderson (7), Willie West (5), Bob Petrella (2)

* Indicates Rookie

PASSING	ATT.	COMP.	YDS.	PCT.	TD	INT.	LG	SCK/LST	RATING
Griese	355	186	2473	52.4	21	16	50	43/372	75.7
Norton	41	17	254	41.5	0	4	65	7/58	32.9
Hammond	26	13	116	50.0	0	2	25	2/11	30.3
Kick	1	0	0	0.0	0	0	0	0/0	39.6
DOLPHINS	423	216	2843	51.1	21	22	65	52/441	67.5
OPPONENTS	342	179	2904	52.3	23	22	80t	27/192	76.7

1969 FINAL STATISTICS (3-10-1)

DATE	OPPONENT	SCORE	W/L	ATT.
9/14	at Cincinnati	21-27	L	24,487
9/20	at Oakland	17-20	L	48,477
9/28	at Houston	10-22	L	40,387
10/4	OAKLAND	20-20	T	32,668
10/11	SAN DIEGO	14-21	L	33,073
10/19	at Kansas City	10-17	L	47,038
10/26	BUFFALO	20-6	W	39,194
11/2	at N.Y. Jets	31-34	L	60,793
11/9	at Boston	17-16	W	10,665
11/16	at Buffalo	3-28	L	32,344
11/23	Houston	7-32	L	27,114
11/30	Boston (at Tampa)	23-38	L	27,179
12/7	DENVER	27-24	W	24,972
12/14	N.Y. JETS	9-27	L	42,148

TEAM STATISTICS	MIA.	OPP.
TOTAL FIRST DOWNS	224	206
By Rushing	73	66
By Passing	131	126
By Penalty	20	14
TOTAL NET YARDS.....	3590	4126
Average Per Game	256.5	294.8
Total Plays	878	851
Average Per Play.....	4.1	4.8
NET YARDS RUSHING	1513	1489
Average Per Game	108.1	106.4
Total Rushes	401	422
NET YARDS PASSING	2077	2637
Average Per Game	148.4	188.4
Tackled/Yards Lost.....	53/481	28/208
Gross Yards	2558	2845
Attempts/Completions.....	424/201	404/196
Completion Percentage....	47.4	48.5
Had Intercepted	29	18
PUNTS/AVERAGE	85/40.6	80/44.1
PENALTIES/YARDS	53/631	66/840
FUMBLES/BALL LOST	27/13	27/13
TOUCHDOWNS	28	37
By Rushing	12	9
By Passing	12	25
By Returns	4	3

Score By Quarters	1	2	3	4	Total
DOLPHINS	60	79	33	61	- 233
OPPONENTS	71	97	59	105	- 332

RUSHING	NO.	YDS.	AVG.	LG	TD
Kick	180	575	3.2	27	9
Csonka	131	566	4.3	54t	2
Morris	23	110	4.8	37	1
Griese	21	102	4.9	22	0
Mitchell	28	80	2.9	12	0
Milton	7	62	8.9	27	0
Norton	8	16	2.0	9	0
Hines	1	7	7.0	7	0
Seiple	1	6	6.0	6	0
Noonan	1	-11	-11.0	-11	0
DOLPHINS	401	1513	3.8	54t	12
OPPONENTS	422	1489	3.5	80t	9

RECEIVING	NO.	YDS.	AVG.	LG	TD
Seiple	41	577	14.1	41t	5
Kick	29	443	15.3	53t	1
Noonan	29	307	10.6	27	3
Clancy	21	289	13.8	50	1
Csonka	21	183	8.7	42	1
Milton	12	179	14.9	49	0

Twilley	10	158	15.8	33	1
Moreau	10	136	13.6	35	0
Mitchell	10	125	12.5	34	0
Morris	6	65	10.8	29	0
Boutwell	4	29	7.3	12	0
Mertens	2	26	13.0	15	0
Mertens	2	23	11.5	22	0
Pryor	2	-3	-1.5	0	0
Darnall	1	13	13.0	13	0
Anderson	1	8	8.0	8	0

DOLPHINS	201	2558	12.7	53t	12
OPPONENTS	196	2845	14.5	93t	25

INTERCEPTIONS	NO.	YDS.	AVG.	LG	TD
Mumphord	5	102	20.4	51	0
Anderson	3	106	35.3	40	0
Buoniconiti	3	27	9.0	24	0
Weisacosky	3	10	3.3	7	0
Stanfill	2	32	16.0	17t	2
Patrella	1	33	33.0	33	0
Beier	1	7	7.0	7	0

DOLPHINS	18	317	17.6	51	2
OPPONENTS	29	596	20.6	76t	3

PUNTING	NO.	YDS.	AVG.	LG	BK
Seiple	80	3263	40.8	66	2
Anderson	5	188	37.6	49	0
DOLPHINS	85	3451	40.6	66	2
OPPONENTS	80	3526	44.1	61	0

PUNT RET.	NO.	YDS.	AVG.	LG	TD
Morris	25	172	6.9	38	0
Anderson	12	82	6.8	29	0
Beier	5	8	1.6	9	0
Milton	1	4	4.0	4	0
Twilley	1	0	0.0	0	0
McCullers	1	0	0.0	0	0
DOLPHINS	45	266	5.9	38	0
OPPONENTS	30	130	4.3	22	0

KICKOFF RET.	NO.	YDS.	AVG.	LG	TD
Morris	43	1136	26.4	105t	1
Milton	8	166	20.8	37	0
Beier	4	58	14.5	17	0
Mertens	2	1	0.5	1	0
Hines	1	22	22.0	22	0
Mumphord	1	0	0.0	0	0
Warren	1	0	0.0	0	0
DOLPHINS	60	1383	23.1	105t	1
OPPONENTS	47	1073	22.8	73	0

SCORING	Ru	Pa	Rt	PAT	FG	S	2	PT
Kremser	0	0	0	26/27	13/22	0	0	65
Kick	9	1	0	0	0	0	0	060
Seiple	0	5	0	0	0	0	0	30
Csonka	2	1	0	0	0	0	0	18
Noonan	0	3	0	0	0	0	0	18
Morris	1	0	1	0	0	0	0	12
Stanfill	0	0	2	0	0	0	0	12
Clancy	0	1	0	0	0	0	0	06
Milton	0	0	1	0	0	0	0	6
Twilley	0	1	0	0	0	0	0	6
DOLPHINS 12	12	4	26/27	13/22	0	0	0	233
OPPONENTS 9	25	3	32/33	24/36	0	1	332	

FIELD GOALS	1-19	20-29	30-39	40-49	50+
Kremser	4/4	4/4	5/9	0/5	0/0
DOLPHINS	4/4	4/4	5/9	0/5	0/0
OPPONENTS ..	9/10	5/9	7/10	3/5	0/2

TWO-POINT CONVERSIONS
DOLPHINS 0-1, OPPONENTS 1-4

SACKS
Stanfill 8.0, Edmunds 5.0, Fernandez 4.0, Richardson 3.0, Riley 3.0, Buoniconiti 2.0, Weisacosky 2.0, McCullers 1.0.
DOLPHINS 28.0, OPPONENTS 53.0

STARTERS
OFFENSE

WR - Jack Clancy (7), Gene Milton (6), Howard Twilley (1)
 LT - Doug Crusan (14)
 LG - Maxie Williams (12), Larry Little (2)
 C - Tom Goode (14)
 RG - Larry Little (8), Billy Neighbors (6)
 RT - Norm Evans (12), John Boynton (2)
 TE - Larry Seiple (8), Doug Moreau (5), *Jim Mertens (1)
 WR - Karl Noonan (13), Jimmy Hines (1)
 QB - Bob Griese (9), Rick Norton (5)
 RB - Jim Kick (14)
 FB - Larry Csonka (11), Stan Mitchell (3)

DEFENSE
 LDE - Jim Riley (14)
 LDT - Manny Fernandez (13), *Bob Heinz (1)
 RDT - John Richardson (14)
 RDE - *Bill Stanfill (13), *Norm McBride (1)
 LLB - Randall Edmunds (14)
 MLB - Nick Buoniconiti (13), Frank Emanuel (1)
 RLB - Ed Weisacosky (14)
 LCB - Jimmy Warren (13), *Lloyd Mumphord (1)
 RCB - *Lloyd Mumphord (8), Dick Westmorland (5), Bob Petrella (1)
 SS - Tom Beier (7), Bob Petrella (7)
 FS - Dick Anderson (14)

* Indicates Rookie

PASSING	ATT.	COMP.	YDS.	PCT.	TD	INT.	LG	SCK/LST	RATING
Griese	252	121	1695	48.0	10	16	53t	33/289	56.9
Norton	148	65	709	43.9	2	11	29	18/175	32.2
Stofa	23	14	146	60.9	0	2	42	2/17	43.0
Seiple	1	1	8	100.0	0	0	8	0/0	118.8
DOLPHINS	424	201	2077	47.4	12	29	53t	53/481	42.9
OPPONENTS	404	196	2637	48.5	25	18	93t	28/208	71.8

1970 FINAL STATISTICS (10-4)

DATE	OPPONENT	SCORE	W/L	ATT.
9/20	at Boston	14-27	L	27,265
9/27	at Houston	20-10	W	38,779
10/3	OAKLAND	20-13	W	54,412
10/10	at N.Y. Jets	20-6	W	61,801
10/18	at Buffalo	33-14	W	40,820
10/25	CLEVELAND	0-28	L	70,872
11/1	at Baltimore	0-35	L	59,305
11/8	at Philadelphia	17-24	L	53,149
11/15	NEW ORLEANS	21-10	W	41,557
11/22	BALTIMORE	34-17	W	63,362
11/30	at Atlanta	20-7	W	53,303
12/6	BOSTON	37-20	W	46,370
12/13	N.Y. JETS	16-10	W	71,892
12/20	BUFFALO	45-7	W	64,957

TEAM STATISTICS	MIA.	OPP.
TOTAL FIRST DOWNS	228	226
By Rushing	106	82
By Passing	100	128
By Penalty	22	16
TOTAL NET YARDS	4039	4004
Average Per Game	288.5	286.0
Total Plays	827	808
Average Per Play	4.9	5.0
NET YARDS RUSHING	2082	1453
Average Per Game	148.7	103.8
Total Rushes	492	387
NET YARDS PASSING	1957	2551
Average Per Game	139.8	182.2
Tackled/Yards Lost	36/327	16/157
Gross Yards	2284	2708
Attempts/Completions	299/159	403/234
Completion Percentage	53.2	58.0
Had Intercepted	19	23
PUNTS/AVERAGE	58/41.2	63/41.7
PENALTIES/YARDS	77/834	68/704
FUMBLES/BALL LOST	24/11	24/15
TOUCHDOWNS	33	28
By Rushing	14	8
By Passing	15	17
By Returns	4	3

Score By Quarters	1	2	3	4	Total
DOLPHINS	82	84	45	86	- 297
OPPONENTS	35	85	45	63	- 228

RUSHING	NO.	YDS.	AVG.	LG	TD
Csonka	193	874	4.5	53	6
Kick	191	658	3.4	56	6
Morris	60	409	6.8	40	0
Griese	26	89	3.4	16	2
Mitchell	8	23	2.9	9	0
Seiple	2	21	10.5	24	0
Warfield	2	13	6.5	16	0
Stofa	2	5	2.5	4	0
Pryor	2	0	0.0	0	0
Ginn	5	-1	-0.2	8	0
Noonan	1	-9	-9.0	-9	0
DOLPHINS	492	2082	4.2	56	14
OPPONENTS	387	1453	3.8	26	8

RECEIVING	NO.	YDS.	AVG.	LG	TD
Kick	42	497	11.8	47	0
Warfield	28	703	25.1	54	6
Twilley	22	281	12.8	23	5
Fleming	18	205	11.4	36	0
Morris	12	149	12.4	50	0

PASSING	ATT.	COMP.	YDS.	PCT.	TD	INT.	LG	SCK/LST	RATING
Griese	245	142	2019	58.0	12	17	54	31/282	72.1
Stofa	53	16	240	30.2	3	2	52t	5/45	49.3
Kick	1	1	25	100.0	0	0	25	0/0	118.8
DOLPHINS	299	159	2284	53.2	15	19	54	36/327	68.5
OPPONENTS	403	234	2708	58.0	17	22	46	16/157	69.8

Csonka	11	94	8.5	54	0
Noonan	10	186	18.6	51t	1
W. Richardson	7	67	9.6	27	1
Mitchell	6	85	14.2	36t	1
Seiple	2	14	7.0	7	0
Mandich	1	3	3.0	3t	1
DOLPHINS	159	2284	14.4	54	15
OPPONENTS	234	2708	11.6	46	17

INTERCEPTIONS NO.	YDS.	AVG.	LG	TD	
Anderson.....	8	191	23.9	86	0
Scott	5	112	22.4	47	0
Mumphord	5	35	7.0	32t	1
Johnson	3	29	9.7	21	0
Brown	1	32	32.0	32	0
Davis	1	15	15.0	15	0

PUNTING	NO.	YDS.	AVG.	LG	BK
Seiple	58	2392	41.2	67	0
DOLPHINS	58	2392	41.2	67	0
OPPONENTS	63	2624	41.7	62	0

PUNT RET.	NO.	YDS.	AVG.	LG	TD
Scott	27	290	10.7	77t	1
Morris	2	-1	-0.5	0	0
Anderson	1	6	6.0	6	0
DOLPHINS	30	295	9.8	77t	1
OPPONENTS	21	241	12.1	80t	1

KICKOFF RET.	NO.	YDS.	AVG.	LG	TD
Morris	28	812	29.0	96t	1
Ginn	5	59	11.8	26	0
Scott	4	117	29.3	42	0
Mitchell	4	35	8.8	17	0
Seiple	2	5	2.5	3	0
Mandich	2	0	0.0	0	0
Anderson	1	8	8.0	8	0
Foley	1	0	0.0	0	0
Brown	1	0	0.0	0	0
DOLPHINS	48	1036	21.6	96t	1
OPPONENTS	55	1142	20.8	99t	1

SCORING	Ru	Pa	Rt	PAT	FG	S	TP
Yepremian	0	0	0	31/31	22/29	0	97
Warfield	0	6	0	0	0	0	36
Csonka	6	0	0	0	0	0	36
Kick	6	0	0	0	0	0	36
Twilley	0	5	0	0	0	0	30
Griese	2	0	0	0	0	0	12
Mumphord	0	0	2	0	0	0	12
Mandich	0	1	0	0	0	0	6
Noonan	0	1	0	0	0	0	6
W. Richardson	0	1	0	0	0	0	6
Scott	0	0	1	0	0	0	6
Morris	0	0	1	0	0	0	6
Mitchell	0	1	0	0	0	0	6
Kremser	0	0	0	2/2	0/1	0	2
DOLPHINS	14	15	4	33/33	22/30	0	297
OPPONENTS	8	17	3	27/28	11/22	0	228

FIELD GOALS	1-19	20-29	30-39	40-49	50+
Yepremian	4/4	2/3	5/6	11/15	0/1
Kremser	0/0	0/1	0/0	0/0	0/0
DOLPHINS	4/4	2/4	5/6	11/15	0/1
OPPONENTS ..	5/5	3/4	2/3	1/8	0/3

SACKS
Stanfill 6.0, Fernandez 4.5, J. Richardson 2.5, Riley 2.0, Anderson 1.0.

DOLPHINS 16.0, OPPONENTS 36.0

STARTERS
OFFENSE
WR - Paul Warfield (11), Karl Noonan (3)
LT - Doug Crusan (14)
LG - Maxie Williams (9), Bob Kuechenberg (5)
C - Bob DeMarco (11), Carl Mauck (3)
RG - Larry Little (14)
RT - Norm Evans (14)
WR - Howard Twilley (13), Willie Richardson (1)
TE - Marv Fleming (14)
QB - Bob Griese (14)
RB - Jim Kiick (14)
FB - Larry Csonka (14)

DEFENSE
LDE - Jim Riley (14)
LDT - Manny Fernandez (12), Frank Cornish (1), Bob Heinz (1)
RDT - John Richardson (14)
RDE - Bill Stanfill (14)
LLB - Doug Swift (8), Ted Davis (6)
MLB - Nick Buoniconti (14)
LCB - *Mike Kolen (14)
RCB - *Curtis Johnson (14)
RCB - Lloyd Mumphord (14)
SS - Dick Anderson (13), *Jake Scott (1)
FS - *Jake Scott (13), Dick Anderson (1)

* Indicates Rookie

1971 FINAL STATISTICS (10-3-1)

DATE	OPPONENT	SCORE	W/L	ATT.
9/19	at Denver	10-10	T	50,499
9/26	at Buffalo	29-14	W	44,626
10/3	N.Y. JETS	10-14	L	67,161
10/10	at Cincinnati	23-13	W	59,090
10/17	NEW ENGLAND	41-3	W	56,222
10/24	at N.Y. Jets	30-14	W	61,170
10/31	at Los Angeles	20-14	W	68,386
11/7	BUFFALO	34-0	W	57,748
11/14	PITTSBURGH	24-21	W	63,178
11/21	BALTIMORE	17-14	W	73,063
11/29	CHICAGO	34-3	W	73,071
12/5	at New England	13-34	L	60,110
12/11	at Baltimore	3-14	L	59,293
12/19	GREEN BAY	27-6	W	74,215

TEAM STATISTICS	MIA.	OPP.
TOTAL FIRST DOWNS	232	214
By Rushing	121	93
By Passing	94	111
By Penalty	17	10
TOTAL NET YARDS.....	4412	3661
Average Per Game	315.1	261.5
Total Plays	803	791
Average Per Play.....	5.4	4.7
NET YARDS RUSHING	2429	1661
Average Per Game	173.5	118.6
Total Rushes	486	403
NET YARDS PASSING	1983	2000
Average Per Game	141.6	142.9
Tackled/Yards Lost.....	25/265	35/293
Gross Yards	2248	2293
Attempts/Completions.....	293/156	363/206
Completion Percentage.....	53.2	56.7
Had Intercepted	10	17
PUNTS/AVERAGE	52/40.1	72/40.7
PENALTIES/YARDS	65/632	64/561
FUMBLES/BALL LOST	22/13	38/14
TOUCHDOWNS	33	21
By Rushing	11	10
By Passing	20	10
By Returns	2	1

Score By Quarters	1	2	3	4	Total
DOLPHINS	81	76	79	79	- 315
OPPONENTS	65	23	44	42	- 174

RUSHING	NO.	YDS.	AVG.	LG	TD
Csonka	195	1051	5.4	28	7
Kick	162	738	4.6	34	3
Morris	57	315	5.5	51	1
Warfield	9	115	12.8	39	0
Ginn	22	97	4.4	46	0
Griese	26	82	3.2	21	0
Leigh	5	15	3.0	7	0
Seiple	1	14	14.0	14	0
Cole	3	11	3.7	4	0
Mira	6	-9	-1.5	0	0
DOLPHINS	486	2429	4.9	51	11
OPPONENTS	403	1661	4.1	46	10

RECEIVING	NO.	YDS.	AVG.	LG	TD
Warfield	43	996	23.2	86t	11
Kick	40	338	8.5	27	0
Twilley	23	349	15.2	41	4
Fleming	13	137	10.5	23	2
Csonka	13	113	8.7	25	1
Noonan	10	180	18.0	43	0
Stowe	5	68	13.6	21	1

Morris	5	16	3.2	11	0
Mandich	3	19	6.3	10	1
Seiple	1	32	32.0	32	0

DOLPHINS	156	2248	14.4	86t	20
OPPONENTS	206	2293	11.1	51	10

INTERCEPTIONS	NO.	YDS.	AVG.	LG	TD
Scott	7	34	4.9	21	0
Foley	4	14	3.5	18	0
Johnson	2	34	17.0	34	0
Anderson	2	33	16.5	33	0
Buoniconti	1	16	16.0	16	0
Swift	1	12	12.0	12	0

DOLPHINS	17	143	9.0	34	0
OPPONENTS	10	166	16.6	53t	1

PUNTING	NO.	YDS.	AVG.	LG	BK
Seiple	52	2087	40.1	73	1
DOLPHINS	52	2087	40.1	73	1
OPPONENTS	72	2935	40.4	58	0

PUNT RET.	NO.	YDS.	AVG.	LG	TD
Scott	33	318	9.6	31	0
Anderson	8	114	14.3	47	0

DOLPHINS	41	432	10.5	47	0
OPPONENTS	26	106	4.1	29	0

KICKOFF RET.	NO.	YDS.	AVG.	LG	TD
Morris	15	423	28.2	94t	1
Ginn	10	252	25.2	35	0
Leigh	4	99	24.8	31	0
Matheson	3	32	10.7	16	0
DOLPHINS	32	806	25.2	94t	1
OPPONENTS	59	1180	20.0	35	0

SCORING	Ru	Pa	Rt	PAT	FG	S	TP
Yepremian	0	0	0	33/33	28/40	0	117
Warfield	0	11	0	0	0	0	66
Csonka	7	1	0	0	0	0	48
Twilley	0	4	0	0	0	0	24
Kick	3	0	0	0	0	0	18
Fleming	0	2	0	0	0	0	12
Morris	1	0	1	0	0	0	12
Johnson	0	0	1	0	0	0	6
Mandich	0	1	0	0	0	0	6
Stowe	0	1	0	0	0	0	6

DOLPHINS	11	20	2	33/33	28/40	0	315
OPPONENTS	10	10	1	21/21	9/21	0	174

FIELD GOALS	1-19	20-29	30-39	40-49	50+
Yepremian	7/7	8/8	6/11	7/12	0/2
DOLPHINS	7/7	8/8	6/11	7/12	0/2
OPPONENTS ..	5/5	1/4	2/2	0/6	1/4

SACKS	Fernandez	Riley	Stanfill	Heinz	5.0	Cornish	Swift	2.0	Anderson	1.0	Buoniconti	1.0	Den Herder	1.0	Powell	1.0
DOLPHINS	35.0															
OPPONENTS	25.0															

STARTERS
OFFENSE
WR – Paul Warfield (14)
LT – Doug Crusan (14)
LG – Bob Kuechenberg (14)
C – Bob DeMarco (14)
RG – Larry Little (14)
RT – Norm Evans (14)
TE – Marv Fleming (13), Jim Mandich (1)
WR – Howard Twilley (12), *Otto Stowe (2)
QB – Bob Griese (13), George Mira (1)
RB – Jim Kick (11), Mercury Morris (3)
FB – Larry Csonka (14)
DEFENSE
LDE – Jim Riley (13), Bob Heinz (1)
LDT – Manny Fernandez (14)
RDT – Bob Heinz (7), John Richardson (5), Frank Johnson (2)
RDE – Bob Stanfill (12), Bob Heinz (2)
LLB – Doug Swift (14)
MLB – Nick Buoniconti (14)
RLB – Mike Kolen (10), Jesse Powell (3), Bob Matheson (1)
LCB – Tim Foley (14)
RCB – Curtis Johnson (10), Lloyd Mumphord (4)
SS – Dick Anderson (14)
FS – Jake Scott (14)

* Indicates Rookie

PASSING	ATT.	COMP.	YDS.	PCT.	TD	INT.	LG	SCK/LST	RATING
Griese	263	145	2089	55.1	19	9	86t	23/248	90.9
Mira	30	11	159	36.7	1	1	43	2/17	51.9
DOLPHINS	293	156	2248	53.2	20	10	86t	25/265	87.0
OPPONENTS	363	206	2293	56.8	10	17	51	35/293	65.4

1972 FINAL STATISTICS (14-0)

DATE	OPPONENT	SCORE	W/L	ATT.
9/17	at Kansas City	20-10	W	78,736
9/24	HOUSTON	34-13	W	75,069
10/1	at Minnesota	16-14	W	45,766
10/8	at N.Y. Jets	27-17	W	61,720
10/15	SAN DIEGO	24-10	W	78,212
10/22	BUFFALO	24-23	W	78,175
10/29	at Baltimore	23-0	W	59,303
11/5	at Buffalo	30-16	W	45,659
11/12	NEW ENGLAND	52-0	W	78,148
11/19	N.Y. JETS	28-24	W	78,166
11/27	ST. LOUIS	31-10	W	78,190
12/3	at New England	37-21	W	60,144
12/10	at N.Y. Giants	23-13	W	62,728
12/16	BALTIMORE	16-0	W	78,202

TEAM STATISTICS	MIA.	OPP.
TOTAL FIRST DOWNS	291	186
By Rushing	170	76
By Passing	102	96
By Penalty	19	14
TOTAL NET YARDS.....	5036	3297
Average Per Game	359.1	235.5
Total Plays.....	893	771
Average Per Play.....	5.6	4.3
NET YARDS RUSHING	2960	1548
Average Per Game	210.8	110.6
Total Rushes	613	389
NET YARDS PASSING	2076	1749
Average Per Game	148.3	124.9
Tackled/Yards Lost..	21/159	34/280
Gross Yards	2235	2029
Attempts/Completions.....	259/144	348/178
Completion Percentage.....	55.6	51.1
Had Intercepted	12	26
PUNTS/AVERAGE	44/39.4	67/41.8
PENALTIES/YARDS	68/714	70/659
FUMBLES/BALL LOST	25/16	32/20
TOUCHDOWNS	45	21
By Rushing	26	8
By Passing	17	10
By Returns	2	3

Score By Quarters	1	2	3	4	Total
DOLPHINS	94	108	98	85	- 385
OPPONENTS	36	47	29	59	- 171

RUSHING	NO.	YDS.	AVG.	LG	TD
Csonka	213	1117	5.2	45	6
Morris	190	1000	5.3	33	12
Kick	137	521	3.8	26	5
Ginn	27	142	5.3	22	1
Leigh	21	79	3.8	10	0
Morrall	17	67	3.9	31t	1
Warfield	4	23	5.8	21	0
Griese	3	11	3.7	5	1
Del Gaizo	1	0	0.0	0	0
DOLPHINS	613	2960	4.8	45	26
OPPONENTS	389	1548	4.0	40	8

RECEIVING	NO.	YDS.	AVG.	LG	TD
Warfield	29	606	20.9	47	3
Kick	21	147	7.0	15	1
Twilley	20	364	18.2	44	3
Briscoe	16	279	17.4	51t	4
Morris	15	168	11.2	34	0
Stowe	13	276	21.2	49	2

PASSING	ATT.	COMP.	YDS.	PCT.	TD	INT.	LG	SCK/LST	RATING
Morrall	150	83	1360	55.3	11	7	49	14/114	91.0
Griese	97	53	638	54.6	4	4	39	7/45	71.6
Del Gaizo	9	5	165	55.6	2	1	51t	0/0	100.5
Briscoe	3	3	72	100.0	0	0	26	0/0	118.8
DOLPHINS.....	259	144	2235	55.6	17	12	51t	21/159	86.9
OPPONENTS.....	348	178	2029	51.1	10	26	82t	34/280	47.5

Fleming	13	156	12.0	31	1
Mandich	11	168	15.3	39	3
Csonka	5	48	9.6	14	0
Ginn	1	23	23.0	23	0

DOLPHINS	144	2235	15.5	51t	17
OPPONENTS ..	178	2029	11.4	82t	10

INTERCEPTIONS	NO.	YDS.	AVG.	LG	TD
Scott	5	73	14.6	31	0
Mumphord	4	50	12.5	28t	1
Anderson	3	34	11.3	22	0
Foley	3	25	8.3	15	0
Johnson	3	20	6.7	13	0
Swift	3	5	1.7	4	0
Buoniconti	2	17	8.5	10	0
Babb	1	24	24.0	24	0
Den Herder	1	24	24.0	24	0
Kolen	1	14	14.0	14	0

DOLPHINS	26	286	11.0	31	1
OPPONENTS ..	12	249	20.8	43	2

PUNTING	NO.	YDS.	AVG.	LG	BK
Seiple	36	1437	39.9	54	0
Lothridge	4	150	37.5	42	0
Anderson	4	147	36.8	45	0

DOLPHINS	44	1734	39.4	54	0
OPPONENTS ..	63	2613	41.8	67	2

PUNT RET.	NO.	YDS.	AVG.	LG	TD
Leigh	22	210	9.5	27	0
Scott	13	100	7.7	15	0
Anderson	5	19	3.8	17	0

DOLPHINS	40	329	8.2	27	0
OPPONENTS ..	17	67	3.9	13	0

KICKOFF RET.	NO.	YDS.	AVG.	LG	TD
Morris	14	334	23.9	33	0
Leigh	6	153	25.5	45	0
Matheson	2	34	17.0	17	0
Ginn	1	25	25.0	25	0
Briscoe	1	0	0.0	0	0

DOLPHINS	24	546	22.8	45	0
OPPONENTS ..	56	1283	22.9	39	0

SCORING	Ru	Pa	Rt	PAT	FG	S	TP
Yepremian	0	0	0	43/45	24/37	0	115
Morris	12	0	0	0	0	0	72
Csonka	6	0	0	0	0	0	36
Kick	5	1	0	0	0	0	36
Briscoe	0	4	0	0	0	0	24
Mandich	0	3	0	0	0	0	18
Twilley	0	3	0	0	0	0	18
Warfield	0	3	0	0	0	0	18
Stowe	0	2	0	0	0	0	12
Anderson	0	0	1	0	0	0	6
Fleming	0	1	0	0	0	0	6
Ginn	1	0	0	0	0	0	6
Griese	1	0	0	0	0	0	6
Morrall	1	0	0	0	0	0	6
Mumphord	0	0	1	0	0	0	6

DOLPHINS	26	17	2	43/45	24/37	0	385
OPPONENTS ..	8	10	3	18/21	9/16	0	171

FIELD GOALS	1-19	20-29	30-39	40-49	50+
Yepremian	7/7	3/3	7/8	4/11	3/8

DOLPHINS	7/7	3/3	7/8	4/11	3/8
OPPONENTS ..	3/3	2/4	3/3	1/4	0/2

SACKS
Den Herder 10.5, Stanfill 10.0, Fernandez 5.0, Matheson 2.5, Heinz 2.0, Buoniconti 1.0, Dunaway 1.0, M. Moore 1.0, Swift 1.0.

DOLPHINS 34.0, OPPONENTS 21.0

STARTERS
OFFENSE
WR - Paul Warfield (11), Otto Stowe (3)
LT - Doug Crusan (10), Wayne Moore (4)
LG - Bob Kuechenberg (14)
C - Jim Langer (14)
RG - Larry Little (14)
RT - Norm Evans (14)
TE - Marv Fleming (14)
WR - Howard Twilley (11), Marlon Briscoe (3)
QB - Earl Morrall (9), Bob Griese (5)
RB - Mercury Morris (11), Jim Kiick (3)
FB - Larry Csonka (14)

DEFENSE
LDE - Vern Den Herder (14)
LDT - Manny Fernandez (14)
RDT - Bob Heinz (8), Jim Dunaway (6)
RDE - Bill Stanfill (14)
LLB - Doug Swift (14)
MLB - Nick Buoniconti (14)
RLB - Mike Kolen (13), Bob Matheson (1)
LCB - Tim Foley (13), Curtis Johnson (1)
RCB - Curtis Johnson (13), Tim Foley (1)
SS - Jake Scott (13), Dick Anderson (1)
FS - Dick Anderson (13), Jake Scott (1)

1973 FINAL STATISTICS (12-2)

DATE	OPPONENT	SCORE	W/L	ATT.
9/16	SAN FRANCISCO	21-13	W	68,275
9/23	at Oakland	7-12	L	74,121
9/30	NEW ENGLAND	44-23	W	62,508
10/7	N.Y. JETS	31-3	W	63,850
10/15	at Cleveland	17-9	W	72,070
10/21	BUFFALO	27-6	W	65,241
10/28	at New England	30-14	W	57,617
11/4	at N.Y. Jets	24-14	W	57,591
11/11	BALTIMORE	44-0	W	60,332
11/18	at Buffalo	17-0	W	77,138
11/22	at Dallas	14-7	W	58,089
12/3	PITTSBURGH	30-26	W	68,901
12/9	at Baltimore	3-16	L	41,005
12/15	DETROIT	34-7	W	53,375

TEAM STATISTICS	MIA.	OPP.
TOTAL FIRST DOWNS	215	195
By Rushing	111	109
By Passing	91	78
By Penalty	13	8
Third Down: Made/Att.	67/175	86/231
TOTAL NET YARDS.....	4103	3281
Average Per Game	293.1	234.4
Total Plays	776	876
Average Per Play	5.3	3.7
NET YARDS RUSHING	2521	1991
Average Per Game	180.1	142.2
Total Rushes	507	511
NET YARDS PASSING	1582	1290
Average Per Game	113.0	92.1
Tackled/Yards Lost.	13/93	45/314
Gross Yards	1675	1604
Attempts/Completions.....	256/133	320/151
Completion Percentage....	52.0	47.2
Had Intercepted	12	21
PUNTS/AVERAGE	48/42.3	76/38.4
PENALTIES/YARDS	52/416	61/616
FUMBLES/BALL LOST	22/16	29/8
TOUCHDOWNS	38	15
By Rushing	16	10
By Passing	17	5
By Returns	5	0

Score By Quarters	1	2	3	4	OT	Total
DOLPHINS	106	117	53	67	0	343
OPPONENTS	19	50	35	46	0	150

RUSHING	NO.	YDS.	AVG.	LG	TD
Csonka	219	1003	4.6	25	5
Morris	149	954	6.4	70t	10
Kick	76	257	3.4	32	0
Leigh	22	134	6.1	34t	1
Nottingham	24	134	5.6	30	0
Griese	13	20	1.5	21	0
Warfield	1	15	15.0	15	0
Morrall	1	9	9.0	9	0
Briscoe	2	-5	-2.5	2	0
DOLPHINS	507	2521	5.0	70t	16
OPPONENTS	511	1991	3.9	36	10

RECEIVING	NO.	YDS.	AVG.	LG	TD
Briscoe	30	447	14.9	53	2
Warfield	29	514	17.7	45	11
Kick	27	208	7.7	22	0
Mandich	24	302	12.6	28t	4
Csonka	7	22	3.1	9	0
Morris	4	51	12.8	36	0
Leigh	4	9	2.3	7	0

PASSING	ATT.	COMP.	YDS.	PCT.	TD	INT.	LG	SCK/LST	RATING
Griese.....	218	116	1422	53.2	17	8	46	11/75	84.3
Morrall.....	38	17	253	44.7	0	4	53	2/18	27.5
DOLPHINS.....	256	133	1675	52.0	17	12	53	13/93	72.3
OPPONENTS.....	320	151	1604	47.2	5	21	42	45/314	40.2

Fleming	3	22	7.3	15	0
Sellers	2	54	27.0	42	0
Twilley	2	30	15.0	19	0
Nottingham	1	16	16.0	16	0
DOLPHINS	133	1675	12.6	53	17
OPPONENTS	151	1604	10.6	42	5

INTERCEPTIONS	NO.	YDS.	AVG.	LG	TD
Anderson.....	8	163	20.4	38t	2
Scott	4	71	17.8	29	0
Kolen	2	54	27.0	29	0
Foley	2	22	11.0	15	0
Johnson	2	19	9.5	17	0
Stuckey	1	4	4.0	4	0
Ball	1	2	2.0	2	0
Swift	1	0	0.0	0	0
DOLPHINS	21	335	16.0	38t	2
OPPONENTS	12	190	15.8	48	0

PUNTING	NO.	YDS.	AVG.	LG	BK
Seiple	48	2031	42.3	57	0
DOLPHINS	48	2031	42.3	57	0
OPPONENTS	76	2918	38.4	60	2

PUNT RET.	NO.	YDS.	AVG.	LG	TD
Scott	22	266	12.1	33	0
Leigh	9	64	7.1	26	0
Anderson.....	6	52	8.7	27	0
DOLPHINS	37	382	10.3	33	0
OPPONENTS	28	182	6.5	27	0

KICKOFF RET.	NO.	YDS.	AVG.	LG	TD
Morris	11	242	22.0	29	0
Leigh	9	251	27.9	51	0
Scott	2	20	10.0	20	0
Bannon	1	10	10.0	10	0
Seiple	1	0	0.0	0	0
DOLPHINS	24	523	21.8	51	0
OPPONENTS	56	1116	19.9	42	0

SCORING	Ru	Pa	Rt	PAT	FG	S	TP
Yepremian.....	0	0	0	38/38	25/37	0	113
Warfield.....	0	11	0	0	0	0	66
Morris	10	0	0	0	0	0	60
Csonka	5	0	0	0	0	0	30
Mandich	0	4	0	0	0	0	24
Anderson.....	0	2	0	0	0	0	12
Briscoe	0	2	0	0	0	0	12
Foley	0	0	2	0	0	0	12
Buoniconiti	0	0	1	0	0	0	6
Leigh	1	0	0	0	0	0	6
Johnson	0	0	0	0	0	1	2
DOLPHINS	16	17	5	38/38	25/37	1	343
OPPONENTS	10	5	0	13/15	15/27	0	150

FIELD GOALS	1-19	20-29	30-39	40-49	50+
Yepremian	5/5	8/10	6/9	5/9	1/4
DOLPHINS	5/5	8/10	6/9	5/9	1/4
OPPONENTS ..	5/5	0/2	6/8	3/8	1/4

SACKS	
Stanfill 18.5, Den Herder 10.0, Fernandez 6.5, Matheson 3.0, Heinz 2.5, Ball 2.0, Buoniconiti 1.0, M. Moore 1.0, Swift 0.5.	
DOLPHINS 45.0, OPPONENTS 13.0	

STARTERS
OFFENSE
WR – Paul Warfield (14)
LT – Wayne Moore (12), Doug Crusan (2)
LG – Bob Kuechenberg (13), Irv Goode (1)
C – Jim Langer (14)
RG – Larry Little (13), Ed Newman (1)
RT – Norm Evans (14)
TE – Marv Fleming (11), Jim Mandich (3)
WR – Marlin Briscoe (14)
QB – Bob Griese (13), Earl Morrall (1)
RB – Mercury Morris (10), Jim Kick (4)
FB – Larry Csonka (14)

DEFENSE
LDE – Vern Den Herder (14)
LDT – Manny Fernandez (13), Mauly Moore (1)
RDT – Bob Heinz (13), Larry Woods (1)
RDE – Bill Stanfill (13), Bob Heinz (1)
LLB – Doug Swift (14)
MLB – Nick Buoniconiti (13), Bob Matheson (1)
RLB – Mike Kolen (13), Bob Matheson (1)
LCB – Tim Foley (10), Lloyd Mumphord (3), Curtis Johnson (1)
RCB – Curtis Johnson (13), Dick Anderson (1)
SS – Jake Scott (13), Dick Anderson (1)
FS – Dick Anderson (12), Tim Foley (1), Jake Scott (1)

* Indicates Rookie

1974 FINAL STATISTICS (11-3)

DATE	OPPONENT	SCORE	W/L	ATT.
9/15	at New England	24-34	L	54,913
9/22	at Buffalo	24-16	W	78,990
9/29	at San Diego	28-21	W	44,706
10/7	N.Y. JETS	21-17	W	61,527
10/13	at Washington	17-20	L	54,395
10/20	KANSAS CITY	9-3	W	67,779
10/27	BALTIMORE	17-7	W	65,868
11/3	ATLANTA	42-7	W	64,399
11/10	at New Orleans	21-0	W	73,458
11/17	BUFFALO	35-28	W	69,313
11/24	at N.Y. Jets	14-17	L	57,162
12/2	CINCINNATI	24-3	W	71,962
12/8	at Baltimore	17-16	W	34,420
12/15	NEW ENGLAND	34-27	W	56,920

TEAM STATISTICS	MIA.	OPP.
TOTAL FIRST DOWNS	272	208
By Rushing	134	83
By Passing	118	117
By Penalty	20	8
Third Down: Made/Att.	97/195	73/188
TOTAL NET YARDS	4275	3806
Average Per Game	305.4	271.9
Total Plays	884	807
Average Per Play	4.8	4.7
NET YARDS RUSHING	2191	1624
Average Per Game	156.5	116.0
Total Rushes	570	404
NET YARDS PASSING	2084	2182
Average Per Game	148.9	155.9
Tackled/Yards Lost.	31/229	31/270
Gross Yards	2313	2452
Attempts/Completions.	283/171	372/200
Completion Percentage	60.4	53.8
Had Intercepted	18	16
PUNTS/AVERAGE	65/38.6	70/39.2
PENALTIES/YARDS	69/556	67/525
FUMBLES/BALL LOST	25/13	33/17
TOUCHDOWNS	43	25
By Rushing	25	7
By Passing	18	14
By Returns	0	4

Score By Quarters	1	2	3	4	OT	Total
DOLPHINS	42	98	76	111	0	327
OPPONENTS	31	50	57	78	0	216

RUSHING	NO.	YDS.	AVG.	LG	TD
Csonka	197	749	3.8	24	9
Malone	117	479	4.1	23t	3
Kick	86	274	3.2	15	1
Nottingham	66	273	4.1	24	8
Morris	56	214	3.8	17t	1
Ginn	26	99	3.8	41t	2
Griese	16	66	4.1	22	1
Briscoe	1	17	17.0	17	0
N. Moore	3	16	5.3	15	0
Morrall	1	11	11.0	11	0
Strock	1	-7	-7.0	-7	0
DOLPHINS	570	2191	3.8	41t	25
OPPONENTS	404	1624	4.0	56t	7

RECEIVING	NO.	YDS.	AVG.	LG	TD
N. Moore	37	605	16.4	48	2
Mandich	33	374	11.3	44	6

PASSING	ATT.	COMP.	YDS.	PCT.	TD	INT.	LG	SCK/LST	RATING
Griese	253	152	1968	60.1	16	15	54	27/202	80.9
Morrall	27	17	301	63.0	2	3	46	3/16	86.1
N. Moore	1	1	31	100.0	0	0	31	0/0	118.8
Kick	1	1	13	100.0	0	0	13	0/0	118.8
Briscoe	1	0	0	0.0	0	0	0	1/11	39.6
DOLPHINS	283	171	2313	60.4	18	18	54	31/229	74.8
OPPONENTS	372	200	2452	53.8	14	16	89t	31/270	69.0

Warfield	27	536	19.9	54	2
Twilley	24	256	11.0	21	2
Kick	18	155	8.6	19	1
Briscoe	11	132	12.0	20	1
Csonka	7	35	5.0	11	0
Baker	4	121	30.0	46t	2
Nottingham	3	40	13.3	20	0
Morris	2	27	14.0	23	1
Malone	2	26	13.0	13	0
Ginn	2	3	1.5	3	0
Fleming	1	3	3.0	3t	1

DOLPHINS	171	2313	13.5	54	18
OPPONENTS	200	2452	12.6	89t	14

INTERCEPTIONS	NO.	YDS.	AVG.	LG	TD
Scott	8	75	9.4	30	0
Buoniconti	2	29	14.5	16	0
Foley	2	-2	-1.0	0	0
Stuckey	1	21	21.0	21	0
Matheson	1	10	10.0	10	0
Kolen	1	3	3.0	3	0
Anderson	1	3	3.0	3	0
DOLPHINS	16	139	8.7	30	0
OPPONENTS	18	320	17.8	40	1

PUNTING	NO.	YDS.	AVG.	LG	BK
Seiple	65	2511	38.6	60	0
DOLPHINS	65	2511	38.6	60	0
OPPONENTS	70	2743	39.2	63	2

PUNT RET.	NO.	YDS.	AVG.	LG	TD
Scott	31	346	11.2	30	0
N. Moore	9	136	15.1	42	0
Anderson	3	9	3.0	6	0
Babb	2	29	14.5	20	0
Stuckey	1	0	0.0	0	0
DOLPHINS	46	520	11.3	42	0
OPPONENTS	42	265	6.3	23	0

KICKOFF RET.	NO.	YDS.	AVG.	LG	TD
N. Moore	22	587	26.7	40	0
Ginn	12	235	19.6	30	0
Malone	6	159	26.5	73	0
Matheson	5	65	13.0	25	0
Leigh	2	50	25.0	26	0
Baker	1	22	22.0	22	0
Babb	1	0	0.0	0	0
DOLPHINS	49	1118	22.8	73	0
OPPONENTS	64	1222	19.1	57	0

SCORING	Ru	Pa	Rt	PAT	FG	S	TP
Yepremian	0	0	0	43/43	8/15	0	67
Csonka	9	0	0	0	0	0	54
Nottingham	8	0	0	0	0	0	48
Mandich	0	6	0	0	0	0	36
Malone	3	0	0	0	0	0	18
Morris	1	1	0	0	0	0	12
Warfield	0	2	0	0	0	0	12
Ginn	2	0	0	0	0	0	12
N. Moore	0	2	0	0	0	0	12
Kick	1	1	0	0	0	0	12
Twilley	0	2	0	0	0	0	12
Baker	0	2	0	0	0	0	12
Fleming	0	1	0	0	0	0	6
Griese	1	0	0	0	0	0	6

Briscoe	0	1	0	0	0	0	6
Foley	0	0	0	0	0	1	2

DOLPHINS	25	18	0	43/43	8/15	1	327
OPPONENTS	7	14	4	24/24	14/21	0	216

FIELD GOALS	1-19	20-29	30-39	40-49	50+
-------------	------	-------	-------	-------	-----

Yepremian	0/1	4/5	3/4	1/3	0/2
-----------------	-----	-----	-----	-----	-----

DOLPHINS	0/1	4/5	3/4	1/3	0/2
OPPONENTS	0/0	7/9	2/5	5/6	0/1

SACKS	STANFIL	HERDER	FERNANDEZ	KOLEN	REESE
Stanfil 10.0, Den Herder 7.0, Fernandez 3.0, Ball 3.0, Crowder 3.0, Matheson 3.0, Kolen 1.0, Reese 1.0.					

DOLPHINS 31.0, OPPONENTS 31.0	
-------------------------------	--

STARTERS	OFFENSE
----------	---------

WR - Paul Warfield (9), Howard Twilley (5)
LT - Bob Kuechenberg (4), Tom Funchess (3), Wayne Moore (3), Tom Wickert (3), Doug Crusan (1)
LG - Bob Kuechenberg (10), Ed Newman (4)
C - Jim Langer (14)
RG - Larry Little (14)
RT - Norm Evans (14)
TE - Jim Mandich (10), Marv Fleming (4)
WR - *Nat Moore (6), Marlin Briscoe (4), Howard Twilley (4)
QB - Bob Griese (13), Earl Morrall (1)
RB - Jim Kick (7), *Benny Malone (3), Mercury Morris (3)
FB - Larry Csonka (11), Don Nottingham (2), Jim Kick (1)
3rd WR - *Nat Moore (1)

DEFENSE
LDE - Vern Den Herder (14)
LDT - Manny Fernandez (12), Mautly Moore (2)
RDT - Bob Heinz (13), Bill Stanfil (1)
RDE - Bill Stanfil (13), Doug Swift (1)
LLB - Bob Matheson (7), Doug Swift (7)
MLB - Nick Buoniconti (13), Mike Kolen (1)
RLB - Mike Kolen (13), Bob Matheson (1)
LCB - Tim Foley (10), Lloyd Mumphord (3), Henry Stuckey (1)
RCB - Curtis Johnson (12), Tim Foley (1), Henry Stuckey (1)
SS - Dick Anderson (14)
FS - Jake Scott (14)

* Indicates Rookie

1975 FINAL STATISTICS (10-4)

DATE	OPPONENT	SCORE	W/L	ATT.
9/22	OAKLAND	21-31	L	78,744
9/28	at New England	22-14	W	60,602
10/5	at Green Bay	31-7	W	55,270
10/12	PHILADELPHIA	24-16	W	60,127
10/19	at N.Y. Jets	43-0	W	47,191
10/26	at Buffalo	35-30	W	79,080
11/2	at Chicago	46-13	W	51,298
11/9	N.Y. JETS	27-7	W	72,896
11/16	at Houston	19-20	L	48,892
11/23	BALTIMORE	17-33	L	61,986
12/1	NEW ENGLAND	20-7	W	61,963
12/7	BUFFALO	31-21	W	74,573
12/14	at Baltimore	7-10(OT)	L	59,398
12/20	DENVER	14-13	W	43,064

TEAM STATISTICS	MIA.	OPP.
TOTAL FIRST DOWNS	266	224
By Rushing	136	92
By Passing	108	113
By Penalty	22	19
TOTAL NET YARDS.....	4509	3789
Average Per Game	322.1	270.6
Total Plays	896	858
Average Per Play.....	5.0	4.4
NET YARDS RUSHING	2500	1768
Average Per Game	178.6	126.3
Total Rushes	594	443
NET YARDS PASSING	2009	2021
Average Per Game	143.5	144.4
Tackled/Yards Lost.	23/187	40/314
Gross Yards	2196	2335
Attempts/Completions.	279/170	375/200
Completion Percentage....	60.9	53.3
Had Intercepted	17	21
PUNTS/AVERAGE	65/38.6	72/40.0
PENALTIES/YARDS	74/575	82/716
FUMBLES/BALL LOST	20/9	23/9
TOUCHDOWNS	46	27
By Rushing	26	14
By Passing	19	9
By Returns	1	4

Score By Quarters	1	2	3	4	OT	Total
DOLPHINS	44	116	99	98	0	357
OPPONENTS	48	53	45	73	3	222

RUSHING	NO.	YDS.	AVG.	LG	TD
Morris	219	875	4.0	49	4
Nottingham	168	718	4.3	56	12
Bulaich	78	309	4.0	30	5
Malone	65	220	3.4	20	3
Solomon	4	87	21.8	35	0
Ginn	21	78	3.7	14	0
N. Moore	8	69	8.6	36	0
Griese	17	59	3.5	17	1
Strock	6	38	6.3	18	1
Morrall	4	33	8.3	16	0
Winfrey	3	10	3.3	5	0
Seiple	1	4	4.0	4	0
DOLPHINS	594	2500	4.2	56	26
OPPONENTS	443	1768	4.0	39	15

RECEIVING	NO.	YDS.	AVG.	LG	TD
N. Moore	40	705	17.6	79t	4
Bulaich	32	276	8.6	59t	5
Twilley	24	366	15.3	32	4
Solomon	22	339	15.4	58t	2

PASSING	ATT.	COMP.	YDS.	PCT.	TD	INT.	LG	SCK/LST	RATING
Griese.....	191	118	1693	61.8	14	13	79t	16/131	86.6
Strock.....	45	26	230	57.8	2	2	25	3/29	67.9
Morrall.....	43	26	273	60.5	3	2	31	4/27	82.7
DOLPHINS.....	279	170	2196	60.9	19	17	79t	23/187	82.9
OPPONENTS.....	375	200	2335	53.3	9	21	62t	40/314	57.1

Mandich	21	217	10.3	32t	4
Seiple	10	84	8.4	15	0
Nottingham	9	66	7.3	18	0
Tillman	5	60	12.0	16	0
Ginn	3	21	7.0	8	0
Malone	2	47	23.5	43	0
Morris	2	15	7.5	10	0
DOLPHINS	170	2196	12.9	79t	19
OPPONENTS	200	2335	11.7	62t	9

INTERCEPTIONS	NO.	YDS.	AVG.	LG	TD
Scott	6	60	10.0	38	0
Johnson	4	41	10.3	17	0
Babb	4	18	4.5	18	0
Matheson	3	32	10.7	22	0
Rhone	2	2	1.0	2	0
Towle	1	16	16.0	16	0
Kolen	1	14	14.0	14	0
DOLPHINS	21	183	8.7	38	0
OPPONENTS	17	214	12.6	50	1

PUNTING	NO.	YDS.	AVG.	LG	BK
Seiple	65	2506	38.6	61	0
DOLPHINS	65	2506	38.6	61	0
OPPONENTS	72	2880	40.0	57	1

PUNT RET.	NO.	YDS.	AVG.	LG	TD
Solomon	26	320	12.3	50t	1
N. Moore	8	80	10.0	29	0
Babb	7	95	13.6	46	0
Scott	1	10	10.0	10	0
Ginn	1	4	4.0	4	0
DOLPHINS	43	509	11.8	50t	1
OPPONENTS	34	373	11.0	83t	1

KICKOFF RET.	NO.	YDS.	AVG.	LG	TD
Solomon	17	348	20.5	31	0
N. Moore	9	243	27.0	42	0
Ginn	9	235	26.1	39	0
Nottingham	3	80	26.7	27	0
Winfrey	1	25	25.0	25	0
Malone	1	18	18.0	18	0
DOLPHINS	40	949	23.7	42	0
OPPONENTS	65	1549	23.8	102t	1

SCORING	Ru	Pa	Rt	PAT	FG	S	TP
Yepremian	0	0	0	40/46	13/16	0	79
Nottingham	12	0	0	0	0	0	72
Bulaich	5	5	0	0	0	0	60
Mandich	0	4	0	0	0	0	24
N. Moore	0	4	0	0	0	0	24
Morris	4	0	0	0	0	0	24
Twilley	0	4	0	0	0	0	24
Malone	3	0	0	0	0	0	18
Solomon	0	2	1	0	0	0	18
Griese	1	0	0	0	0	0	6
Strock	1	0	0	0	0	0	6
Reese	0	0	0	0	0	1	2
DOLPHINS	26	19	1	40/46	13/16	1	357
OPPONENTS	15	9	3	25/27	11/21	1	222

FIELD GOALS	1-19	20-29	30-39	40-49	50+
Yepremian	1/1	5/5	6/7	1/2	0/1
DOLPHINS	1/1	5/5	6/7	1/2	0/1
OPPONENTS ..	0/0	3/5	4/6	4/10	0/0

SACKS

Den Herder 11.0, Crowder 7.5, Reese 7.5, Stanfill 6.5, Matheson 2.0, Andrews 1.5, Johnson 1.0, Kolen 1.0, Rhone 1.0, Swift 1.0.

DOLPHINS 40.0, OPPONENTS 23.0

STARTERS

OFFENSE

WR - Nat Moore (14)
LT - Wayne Moore (14)
LG - Bob Kuechenberg (14)
C - Jim Langer (14)
RG - Larry Little (14)
RT - Norm Evans (13), *Darryl Carlton (1)
TE - Andre Tillman (8), Jim Mandich (6)
WR - Howard Twilley (8), *Freddie Solomon (5), Jim McFarland (1)
QB - Bob Griese (10), Don Strock (3), Earl Morrall (1)
RB - Mercury Morris (14)
FB - Don Nottingham (13), Norm Bulaich (1)

DEFENSE

LDE - Vern Den Herder (14)
LDT - Randy Crowder (11), Manny Fernandez (3)
RDT - Don Reese (11), Manny Fernandez (1)
RDE - Bill Stanfill (8), *Steve Towle (4), John Andrews (2)
LLB - Doug Swift (13), *Steve Towle (1)
MLB - Mike Kolen (9), *Steve Towle (4), *Earnie Rhone (1)
RLB - Bob Matheson (13), *Earnie Rhone (1)
LCB - Tim Foley (9), Jeris White (5)
RCB - Curtis Johnson (14)
FS - Jake Scott (14)
SS - Charlie Babb (14)
4th LB - *Earnie Rhone (2)

* Indicates Rookie

1976 FINAL STATISTICS (6-8)

DATE	OPPONENT	SCORE	W/L	ATT.
9/13	at Buffalo	30-21	W	77,683
9/19	at New England	14-30	L	46,053
9/26	N.Y. JETS	16-0	W	49,754
10/3	LOS ANGELES	28-31	L	60,753
10/10	at Baltimore	14-28	L	58,832
10/17	KANSAS CITY	17-20(OT)	L	43,325
10/24	at Tampa Bay	23-20	W	59,155
10/31	NEW ENGLAND	10-3	W	52,863
11/7	at N.Y. Jets	27-7	W	53,344
11/14	at Pittsburgh	3-14	L	48,945
11/22	BALTIMORE	16-17	L	62,104
11/28	at Cleveland	13-17	L	74,715
12/5	BUFFALO	45-27	W	43,475
12/11	MINNESOTA	7-29	L	46,543

TEAM STATISTICS	MIA.	OPP.
TOTAL FIRST DOWNS	267	268
By Rushing	122	125
By Passing	125	131
By Penalty	20	12
TOTAL NET YARDS	4386	5081
Average Per Game	313.3	362.9
Total Plays	874	892
Average Per Play	5.0	5.7
NET YARDS RUSHING	2118	2411
Average Per Game	151.3	172.2
Total Rushes	491	525
NET YARDS PASSING	2268	2670
Average Per Game	162.0	190.7
Tackled/Yards Lost	37/336	20/193
Gross Yards	2604	2863
Attempts/Completions	346/193	347/195
Completion Percentage	55.8	56.2
Had Intercepted	15	11
PUNTS/AVERAGE	62/38.2	63/41.1
PENALTIES/YARDS	70/582	94/716
FUMBLES/BALL LOST	14/8	31/18
TOUCHDOWNS	31	34
By Rushing	15	14
By Passing	15	20
By Returns	1	0

Score By Quarters	1	2	3	4	OT	Total
DOLPHINS	27	98	64	74	0	263
OPPONENTS	31	93	62	75	3	264

RUSHING	NO.	YDS.	AVG.	LG	TD
Malone	186	797	4.3	31	4
Bulaich	122	540	4.4	35	4
Winfrey	52	205	3.9	13	1
Nottingham	63	185	2.9	13	3
Griese	23	108	4.7	26	0
Davis	31	160	5.2	57	1
N. Moore	4	36	9.0	21	0
Seiple	3	14	4.7	7	0
Solomon	4	60	15.0	59t	1
Strock	2	13	6.5	11	1
Heath	1	0	0.0	0	0
DOLPHINS	491	2118	4.3	59t	15
OPPONENTS	525	2411	4.6	75t	14

RECEIVING	NO.	YDS.	AVG.	LG	TD
N. Moore	33	625	18.9	67t	4
Bulaich	28	151	5.4	25	0
Solomon	27	453	16.8	53t	2

Harris	22	372	16.9	44	1
Mandich	22	260	11.8	31	4
Twilley	14	214	15.3	39	1
Tillman	13	130	10.0	16	1
Seiple	10	138	13.8	25	1
Malone	9	103	11.4	36	0
Winfrey	6	55	9.2	16	1
Nottingham	4	33	8.3	29	0
Davis	2	8	4.0	6	0
McCreary	2	51	25.5	30	0
Holmes	1	11	11.0	11	0

DOLPHINS	193	2604	13.5	67t	15
OPPONENTS	195	2863	14.7	64	20

INTERCEPTIONS	NO.	YDS.	AVG.	LG	TD
Ellis	2	40	20.0	40	0
Matheson	2	34	17.0	34	0
Babb	2	20	10.0	20	0
White	2	4	2.0	4	0
Anderson	1	32	32.0	32	0
Johnson	1	14	14.0	14	0
Salter	1	0	0.0	0	0

DOLPHINS	11	144	13.1	40	0
OPPONENTS	15	128	8.5	33	0

PUNTING	NO.	YDS.	AVG.	LG	BK
Seiple	62	2366	38.2	56	0
DOLPHINS	62	2366	38.2	56	0
OPPONENTS	63	2593	41.2	56	0

PUNT RET.	NO.	YDS.	AVG.	LG	TD
Solomon	13	205	15.8	79t	1
Harris	9	79	8.7	16	0
N. Moore	8	72	9.0	23	0
Babb	3	38	12.7	25	0
Anderson	2	21	10.5	11	0

DOLPHINS	35	415	11.9	79t	1
OPPONENTS	34	272	8.0	28	0

KICKOFF RET.	NO.	YDS.	AVG.	LG	TD
Davis	26	617	23.7	47	0
Harris	17	559	32.9	69	0
Nottingham	6	107	17.8	21	0
N. Moore	2	28	14.0	28	0
Winfrey	2	24	12.0	13	0
Solomon	1	12	12.0	12	0
Tillman	1	0	0.0	0	0
DOLPHINS	55	1347	24.5	69	0
OPPONENTS	57	1231	21.6	79	0

SCORING	Ru	Pa	Rt	PAT	FG	S	TP
Yeprernian	0	0	0	29/31	16/23	0	77
Bulaich	4	0	0	0	0	0	24
Malone	4	0	0	0	0	0	24
Mandich	0	4	0	0	0	0	24
N. Moore	0	4	0	0	0	0	24
Solomon	1	2	1	0	0	0	24
Nottingham	3	0	0	0	0	0	18
Winfrey	1	1	0	0	0	0	12
Davis	1	0	0	0	0	0	6
Harris	0	1	0	0	0	0	6
Seiple	0	1	0	0	0	0	6
Strock	1	0	0	0	0	0	6
Tillman	0	1	0	0	0	0	6
Twilley	0	1	0	0	0	0	6
DOLPHINS	15	15	1	29/31	16/23	0	263
OPPONENTS	14	20	0	30/34	10/21	0	264

FIELD GOALS	1-19	20-29	30-39	40-49	50+
Yeprernian	0/0	9/10	2/4	4/8	1/1
DOLPHINS	0/0	9/10	2/4	4/8	1/1
OPPONENTS	2/2	4/8	2/5	2/6	0/0

SACKS
Reese 4.0, Stanfill 4.0, Den Herder 3.0, Andrews 2.0, Crowder 2.0, Buoniconti 1.0, Heinz 1.0, Matheson 1.0, Towle 1.0, Babb 0.5, Gordon 0.5.

DOLPHINS 20.0, OPPONENTS 37.0

STARTERS
OFFENSE
WR - Nat Moore (9), Duriel Harris (1), Freddie Solomon (1)
LT - Wayne Moore (14)
LG - Bob Kuechenberg (10), Ed Newman (4)
C - Jim Langer (14)
RG - Larry Little (10), Ed Newman (4)
RT - Darryl Carlton (8), Larry Little (4), Tom Drogas (2)
TE - Andre Tillman (14)
WR - Freddie Solomon (7), Howard Twilley (6), Duriel Harris (1)
QB - Bob Griese (13), Don Strock (1)
RB - Benny Malone (12), Norm Bulaich (1), Gary Davis (1)
FB - Don Nottingham (8), Norm Bulaich (6)
2nd TE - Jim Mandich (3)

DEFENSE
LDE - Vern Den Herder (14)
LDT - Randy Crowder (14)
RDT - Don Reese (7), Bob Heinz (4), John Andrews (1)
RDE - Bill Stanfill (7), John Andrews (4), Don Reese (2), Bob Heinz (1)
LLB - Larry Gordon (14)
MLB - Steve Towle (12), Nick Buoniconti (2)
RLB - Bob Matheson (11), Steve Towle (2), John Andrews (1)
LCB - Jerris White (14)
RCB - Curtis Johnson (9), Ken Ellis (3), Tim Foley (2)
SS - Charlie Babb (14)
FS - Barry Hill (6), Bryant Salter (6), Ken Ellis (2)
4th LB - Nick Buoniconti (2)

* Indicates Rookie

PASSING	ATT.	COMP.	YDS.	PCT.	TD	INT.	LG	SCK/LST	RATING
Griese	272	162	2097	59.6	11	12	47t	30/266	78.9
Strock	47	21	359	44.7	3	2	53t	4/41	74.6
Morrall	26	10	148	38.5	1	1	67t	3/29	54.7
Solomon	1	0	0	0.0	0	0	0	0.0	39.6
DOLPHINS	346	193	2604	55.8	15	15	67t	37/336	76.4
OPPONENTS	347	195	2863	56.2	20	11	64	20/193	89.0

1977 FINAL STATISTICS (10-4)

DATE	OPPONENT	SCORE	W/L	ATT.
9/18	at Buffalo	13-0	W	76,097
9/25	at San Francisco	19-15	W	40,503
10/2	HOUSTON	27-7	W	49,619
10/9	at Baltimore	28-45	L	57,005
10/16	N.Y. JETS	21-17	W	43,446
10/23	SEATTLE	31-13	W	29,858
10/30	SAN DIEGO	13-14	L	40,670
11/6	at N.Y. Jets	14-10	W	51,582
11/13	NEW ENGLAND	17-5	W	67,502
11/20	at Cincinnati	17-23	L	46,733
11/24	at St. Louis	55-14	W	50,269
12/5	BALTIMORE	17-6	W	68,977
12/11	at New England	10-14	L	61,064
12/17	BUFFALO	31-14	W	39,626

TEAM STATISTICS	MIA.	OPP.
TOTAL FIRST DOWNS	267	227
By Rushing	143	101
By Passing	107	117
By Penalty	17	9
Third Down: Made/Att.	78/172	88/199
TOTAL NET YARDS.....	4327	3982
Average Per Game	309.1	284.4
Total Plays	866	901
Average Per Play	5.0	4.4
NET YARDS RUSHING.....	2366	1749
Average Per Game	169.0	124.9
Total Rushes	519	467
NET YARDS PASSING.....	1961	2233
Average Per Game	140.1	159.5
Tackled/Yards Lost.....	36/303	20/160
Gross Yards	2264	2393
Attempts/Completions.....	311/182	414/226
Completion Percentage.....	58.5	54.6
Had Intercepted	14	15
PUNTS/AVERAGE	58/36.9	67/38.5
PENALTIES/YARDS	59/432	82/644
FUMBLES/BALL LOST	22/13	37/18
TOUCHDOWNS	41	23
By Rushing	18	12
By Passing	22	10
By Returns	1	1

Score By Quarters	1	2	3	4	OT	Total
DOLPHINS	86	113	60	54	0	313
OPPONENTS	52	48	33	64	0	197

RUSHING	NO.	YDS.	AVG.	LG	TD
Malone	129	615	4.8	66†	5
Davis	126	533	4.2	60†	2
L. Harris	91	417	4.6	77†	4
Bulaich	91	416	4.6	29	4
Nottingham	44	214	4.9	13	2
Moore	14	89	6.4	24	1
Solomon	6	43	7.2	14	0
Griese	16	30	1.9	13	0
T. Anderson	1	11	11.0	11	0
Michel	1	-2	-2.0	-2	0
DOLPHINS	519	2366	4.6	77†	18
OPPONENTS	467	1749	3.7	64†	12

RECEIVING	NO.	YDS.	AVG.	LG	TD
Moore	52	765	14.7	73†	12
D. Harris	34	601	17.7	47	5
Bulaich	25	180	7.2	14	0
Tillman	17	169	10.0	37†	2
Davis	14	151	10.8	32	1
Solomon	12	181	15.1	54†	1

Nottingham	8	58	7.3	16	0
L. Harris	7	29	4.1	11	0
Mandich	6	63	10.5	15	0
Malone	4	58	14.5	35	0
McCreary	2	10	5.0	9	1
Seiple	1	-1	-1.0	-1	0

DOLPHINS	182	2264	12.4	73†	22
OPPONENTS	226	2393	10.6	47	10

INTERCEPTIONS	NO.	YDS.	AVG.	LG	TD
Johnson	4	35	8.8	19	0
Thomas	3	23	7.7	23	0
Foley	3	17	5.7	17	0
Gordon	1	27	27.0	27	0
Babb	1	15	15.0	15	0
Matheson	1	7	7.0	7	0
Roberson	1	0	0.0	0	0
Volk	1	0	0.0	0	0

DOLPHINS	15	124	8.3	27	0
OPPONENTS	14	238	17.0	34	0

PUNTING	NO.	YDS.	AVG.	LG	BK
Michel	35	1338	38.2	61	0
Seiple	22	801	36.4	54	1
DOLPHINS	58	2139	36.9	61	1
OPPONENTS	67	2581	38.5	60	0

PUNT RET.	NO.	YDS.	AVG.	LG	TD
Solomon	32	285	8.9	39	0
D. Anderson	4	3	0.7	3	0
Babb	2	10	5.0	7	0
Davis	1	11	11.0	11	0
T. Anderson	1	6	6.0	6	0

DOLPHINS	40	315	7.9	39	0
OPPONENTS	29	267	9.2	49	0

KICKOFF RET.	NO.	YDS.	AVG.	LG	TD
Davis	14	414	29.6	73	0
Solomon	10	273	27.3	90†	1
T. Anderson	7	167	23.9	40	0
D. Harris	4	91	22.8	31	0
Nottingham	2	36	18.0	18	0
McCreary	1	30	30.0	30	0

DOLPHINS	38	1011	26.6	90†	1
OPPONENTS	59	1281	21.7	32	0

SCORING	Ru	Pa	Rt	PAT	FG	S	TP
Moore	1	12	0	0	0	0	78
Yepremian	0	0	37/41	10/22	0	67	
D. Harris	0	5	0	0	0	30	
Malone	5	0	0	0	0	30	
Bulaich	4	0	0	0	0	24	
L. Harris	4	0	0	0	0	24	
Davis	2	1	0	0	0	18	
Nottingham	2	0	0	0	0	12	
Solomon	0	1	1	0	0	12	
Tillman	0	2	0	0	0	12	
McCreary	0	1	0	0	0	6	
Michel	0	0	0	0/1	0	0	0
DOLPHINS	18	22	1	37/42	10/22	0	313
OPPONENTS	12	10	1	21/23	12/20	0	197

FIELD GOALS	1-19	20-29	30-39	40-49	50+
Yepremian	0/0	3/4	5/7	2/9	0/2
DOLPHINS	0/0	3/4	5/7	2/9	0/2
OPPONENTS	1/1	2/2	4/5	5/10	0/2

SACKS
DuHe 7.0, Baumhower 4.0, Bokamper 2.5, Gordon 2.0, Matheson 2.0, Den Herder 1.5, Babb 1.0.

DOLPHINS 20.0, OPPONENTS 36.0

STARTERS
OFFENSE

WR - Nat Moore (14)
 LT - Wayne Moore (14)
 LG - Bob Kuechenberg (12), Ed Newman (2)
 C - Jim Langer (14)
 RG - Larry Little (13), Ed Newman (1)
 RT - Mike Current (14)
 TE - Andre Tillman (14)
 WR - Freddie Solomon (6), Duriel Harris (4)
 QB - Bob Griese (14)
 RB - Benny Malone (8), Gary Davis (6)
 FB - Norm Bulaich (7), *Leroy Harris (5), Don Nottingham (2)
 2nd TE - Loaird McCreary (4)

DEFENSE

LDE - Vern Den Herder (11), Bob Heinz (3)
 NT - *Bob Baumhower (14)
 RDE - *A.J. DuHe (14)
 LOLB - Kim Bokamper (14)
 LILB - Steve Towle (7), Mike Kolen (5), Rusty Chambers (2)
 RILB - Bob Matheson (9), Steve Towle (5)
 ROLB - Larry Gordon (14)
 LCB - Norris Thomas (10), Tim Foley (4)
 RCB - Curtis Johnson (14)
 SS - Tim Foley (10), Dick Anderson (4)
 FS - Vern Roberson (9), Charlie Babb (4), Rick Volk (1)

* Indicates Rookie

PASSING	ATT.	COMP.	YDS.	PCT.	TD	INT.	LG	SCK/LST	RATING
Griese.....	307	180	2252	58.6	22	13	73†	36/303	87.7
Strock	4	2	12	50.0	0	1	9	0/0	16.7
DOLPHINS.....	311	182	2264	58.5	22	14	73†	36/303	86.1
OPPONENTS.....	414	226	2393	54.6	10	15	47	20/160	64.6

1978 FINAL STATISTICS (11-5)

DATE	OPPONENT	SCORE	W/L	ATT.
9/3	at N.Y. Jets	20-33	L	49,598
9/10	at Baltimore	42-0	W	46,426
9/17	BUFFALO	31-24	W	48,373
9/24	at Philadelphia	3-17	L	62,998
10/1	ST. LOUIS	24-10	W	43,882
10/9	CINCINNATI	21-0	W	54,729
10/15	at San Diego	28-21	W	50,637
10/22	at New England	24-33	L	60,424
10/29	BALTIMORE	26-8	W	53,524
11/5	DALLAS	23-16	W	70,414
11/12	at Buffalo	25-24	W	48,623
11/20	at Houston	30-35	L	50,290
11/26	N.Y. JETS	13-24	L	49,255
12/3	at Washington	16-0	W	52,860
12/10	OAKLAND	23-6	W	73,003
12/18	NEW ENGLAND	23-3	W	72,071

TEAM STATISTICS	MIA.	OPP.
TOTAL FIRST DOWNS	270	298
By Rushing	119	120
By Passing	135	156
By Penalty	16	22
Third Down: Made/Att.	98/215	88/205
TOTAL NET YARDS.....	4835	5169
Average Per Game	302.2	323.1
Total Plays.....	954	1021
Average Per Play.....	5.1	5.1
NET YARDS RUSHING	2366	2261
Average Per Game	147.9	141.3
Total Rushes	548	543
NET YARDS PASSING	2469	2908
Average Per Game	154.3	181.8
Tackled/Yards Lost.	27/238	41/343
Gross Yards	2707	3251
Attempts/Completions.	379/226	437/256
Completion Percentage	59.6	58.6
Had Intercepted	18	32
PUNTS/AVERAGE	81/40.3	74/37.0
PENALTIES/YARDS	74/603	99/865
FUMBLES/BALL LOST	24/12	37/21
TOUCHDOWNS	45	30
By Rushing	18	15
By Passing	24	15
By Returns	3	0

Score By Quarters	1	2	3	4	OT	Total
DOLPHINS	101	126	68	77	0	372
OPPONENTS	24	87	64	79	0	254

RUSHING	NO.	YDS.	AVG.	LG	TD
Williams.....	272	1258	4.6	58t	8
L. Harris.....	123	512	4.2	51	2
Davis.....	62	313	5.0	65t	3
Bulaich.....	40	196	4.9	63	2
Braxton.....	20	48	2.4	15	2
Strock.....	10	23	2.3	12	0
Malone.....	6	18	3.0	7	1
Griese.....	9	10	1.1	9	0
Benjamin.....	1	-2	-2.0	-2	0
Moore.....	4	-3	-0.8	3	0
Roberts.....	1	-7	-7.0	-7	0
DOLPHINS	548	2366	4.3	65t	18
OPPONENTS	543	2261	4.2	81t	15

RECEIVING	NO.	YDS.	AVG.	LG	TD
Moore.....	48	645	13.5	47	10

D. Harris	45	654	14.5	63t	3
Tillman	31	398	12.8	33	3
L. Harris.....	25	211	8.4	57	0
Davis.....	24	218	9.1	34	0
Williams.....	18	192	10.7	42	0
Bulaich.....	16	92	5.8	22	0
Cefalo.....	6	145	24.2	43	3
Braxton.....	4	47	11.8	19	0
Hardy.....	4	32	8.0	15	2
McCreary.....	3	27	9.0	12	2
Rather.....	1	39	39.0	39	0
Den Herder.....	1	7	7.0	7t	1

DOLPHINS	226	2707	12.0	63t	24
OPPONENTS	256	3251	12.7	92t	15

INTERCEPTIONS NO.	YDS.	AVG.	LG	TD	
Foley	6	12	2.0	8	0
Small	4	157	39.3	46t	1
Volk	4	42	10.5	24	0
Babb	3	61	20.3	36	0
Gordon	3	35	11.7	22	0
Johnson	3	-2	-0.7	0	0
Thomas.....	2	63	31.5	53t	1
Rhone.....	2	4	2.0	4	0
Chambers.....	1	49	49.0	49	0
Cornelius	1	21	21.0	21	0
Towle.....	1	14	14.0	14	0
Bokamper.....	1	2	2.0	2	0
Baumhower.....	1	0	0.0	0	0

DOLPHINS	32	458	14.3	53t	2
OPPONENTS	18	224	12.4	33	0

PUNTING	NO.	YDS.	AVG.	LG	BK
Roberts.....	81	3263	40.3	59	0
DOLPHINS	81	3263	40.3	59	0
OPPONENTS	74	2741	37.0	58	2

PUNT RET.	NO.	YDS.	AVG.	LG	TD
Cefalo.....	28	232	8.3	26	0
Babb	9	57	6.3	14	0
Davis.....	2	36	18.0	25	0
Moore.....	1	11	11.0	11	0
Cornelius	1	5	5.0	5	0
DOLPHINS	41	341	8.3	26	0
OPPONENTS	42	303	7.2	34	0

KICKOFF RET.	NO.	YDS.	AVG.	LG	TD
D. Harris	29	657	22.7	53	0
Davis.....	13	251	19.3	27	0
Anderson.....	7	157	22.4	31	0
Cefalo.....	2	40	20.0	21	0
Hardy.....	2	27	13.5	15	0
DOLPHINS	53	1132	21.4	53	0
OPPONENTS	70	1459	20.8	39	0

SCORING	Ru	Pa	Rt	PAT	FG	S	TP
Yepremian.....	0	0	0	41/45	19/23	0	98
Moore.....	0	10	0	0	0	0	60
Williams.....	8	0	0	0	0	0	48
Cefalo.....	0	3	0	0	0	0	18
Davis.....	3	0	0	0	0	0	18
D. Harris	0	3	0	0	0	0	18
Tillman	0	3	0	0	0	0	18
Braxton.....	2	0	0	0	0	0	12
Bulaich.....	2	0	0	0	0	0	12
Hardy.....	0	2	0	0	0	0	12

Harris	2	0	0	0	0	0	12
McCreary.....	0	2	0	0	0	0	12
Baumhower.....	0	0	1	0	0	0	6
Den Herder.....	0	1	0	0	0	0	6
Malone.....	1	0	0	0	0	0	6
Small.....	0	0	1	0	0	0	6
Thomas.....	0	0	1	0	0	0	6
Bokamper.....	0	0	0	0	0	1	2
DuHe.....	0	0	0	0	0	1	2

DOLPHINS	18	24	3	41/45	19/23	2	372
OPPONENTS	15	15	0	28/30	14/21	1	254

FIELD GOALS	1-19	20-29	30-39	40-49	50+
Yepremian.....	0/0	4/5	10/11	5/7	0/0
DOLPHINS	0/0	4/5	10/11	5/7	0/0
OPPONENTS ..	1/1	4/6	6/8	3/6	0/0

SACKS

Den Herder 9.0, Bokamper 8.0, DuHe 8.0, Gordon 4.5, Betters 4.0, Chambers 1.5, Baumhower 1.5, Matheson 1.5, Babb 1.0, Barisich 1.0, Simpson 1.0.

DOLPHINS 41.0, OPPONENTS 27.0

STARTERS

OFFENSE

WR - Nat Moore (15), Jimmy Cefalo (1)
LT - Wayne Moore (9), Bob Kuechenberg (7)
LG - Bob Kuechenberg (8), Ed Newman (8)
C - Jim Langer (16)
RG - Larry Little (15), Ed Newman (1)
RT - Mike Current (15), Wayne Moore (1)
TE - Andre Tillman (16)
WR - Duriel Harris (15)
QB - Bob Griese (9), Don Strock (7)
RB - Delvin Williams (15), Gary Davis (1)
FB - Leroy Harris (11), Norm Bulaich (3), Jim Braxton (2)
2nd TE - Loaird McCreary (1)

DEFENSE

LDE - Vern Den Herder (16)
NT - Bob Baumhower (16)
RDE - A.J. DuHe (10), *Doug Betters (6)
LOLB - Kim Bokamper (16)
LILB - Steve Towle (10), Rusty Chambers (6)
RILB - Rusty Chambers (9), Bob Matheson (3),
Steve Towle (3), Earnie Rhone (1)
ROLB - Larry Gordon (15), Earnie Rhone (1)
LCB - Norris Thomas (16)
RCB - Curtis Johnson (12), *Gerald Small (4)
SS - Tim Foley (16)
FS - Rick Volk (13), Charlie Babb (3)

* Indicates Rookie

PASSING	ATT.	COMP.	YDS.	PCT.	TD	INT.	LG	SCK/LST	RATING
Griese.....	235	148	1791	63.0	11	11	63t	18/165	82.4
Strock.....	135	72	825	53.3	12	6	57	9/73	83.3
Benjamin.....	8	6	91	75.0	1	1	43	0/0	112.0
Williams.....	1	0	0	0.0	0	0	0	0/0	39.6
DOLPHINS.....	379	226	2707	59.6	24	18	63t	27/238	82.9
OPPONENTS.....	437	256	3251	58.6	15	32	92t	41/343	62.8

1979 FINAL STATISTICS (10-6)

DATE	OPPONENT	SCORE	W/L	ATT.
9/2	at Buffalo	9-7	W	69,441
9/9	SEATTLE	19-10	W	56,233
9/16	at Minnesota	27-12	W	44,187
9/23	CHICAGO	31-16	W	66,011
9/30	at N.Y. Jets	27-33	L	51,496
10/8	at Oakland	3-13	L	52,419
10/14	BUFFALO	17-7	W	45,597
10/21	at New England	13-28	L	61,096
10/28	GREEN BAY	27-7	W	47,741
11/5	HOUSTON	6-9	L	70,273
11/11	BALTIMORE	19-0	W	50,193
11/18	at Cleveland	24-30(OT)	L	80,374
11/25	at Baltimore	28-24	W	36,016
11/29	NEW ENGLAND	39-24	W	69,174
12/9	at Detroit	28-10	W	78,087
12/15	N.Y. JETS	24-27	L	49,915

TEAM STATISTICS	MIA.	OPP.
TOTAL FIRST DOWNS	297	238
By Rushing	126	87
By Passing	140	135
By Penalty	31	16
Third Down: Made/Att.	99/205	96/213
TOTAL NET YARDS.....	4950	4439
Average Per Game	309.4	277.4
Total Plays	1006	938
Average Per Play.....	4.9	4.7
NET YARDS RUSHING	2187	1702
Average Per Game	136.7	106.4
Total Rushes	561	484
NET YARDS PASSING	2763	2737
Average Per Game	172.7	171.1
Tackled/Yards Lost.	29/255	36/314
Gross Yards	3018	3051
Attempts/Completions.....	416/235	418/230
Completion Percentage....	56.5	55.0
Had Intercepted	22	23
PUNTS/AVERAGE	71/39.5	77/37.9
PENALTIES/YARDS	79/851	107/834
FUMBLES/BALL LOST	27/15	29/15
TOUCHDOWNS	40	31
By Rushing	19	9
By Passing	20	17
By Returns	1	5

Score By Quarters	1	2	3	4	OT	Total
DOLPHINS	71	75	80	115	0	341
OPPONENTS	24	71	87	69	6	257

RUSHING	NO.	YDS.	AVG.	LG	TD
Csonka	220	837	3.8	22	12
Williams	184	703	3.8	39	3
Davis	98	383	3.9	42	1
Nathan	16	68	4.2	18	0
Torrey	13	61	4.7	17	1
Bulaich	9	37	4.1	9	2
Griese	11	30	2.7	18	0
Moore	3	22	7.3	18	0
Harris	1	20	20.0	20	0
Howell	3	8	2.7	5	0
DOLPHINS	561	2187	3.9	42	19
OPPONENTS	484	1702	3.5	30	9

RECEIVING	NO.	YDS.	AVG.	LG	TD
Moore	48	840	17.5	53	6

Harris	42	798	19.0	51	3
Davis	34	215	6.3	18	0
Hardy	30	386	12.8	28	3
Williams	21	175	8.3	38	1
Nathan	17	213	12.5	35	2
Csonka	16	75	4.7	18	1
Cefalo	12	223	18.6	30	3
Bulaich	8	53	6.6	13	1
Howell	3	23	7.7	11	0
Lee	2	14	7.0	10	0
Torrey	2	3	1.5	8	0

DOLPHINS	235	3018	12.8	53	20
OPPONENTS	230	3051	13.3	78	17

INTERCEPTIONS	NO.	YDS.	AVG.	LG	TD
Colzie	5	86	17.2	56	0
Small	5	74	14.8	40	0
Gordon	2	33	16.5	33	0
Thomas	2	29	14.5	24	0
Rhone	2	17	8.5	10	0
Foley	2	8	4.0	8	0
Matheson	1	28	28.0	28	0
Chambers	1	4	4.0	4	0
Babb	1	3	3.0	3	0
Bokamper	1	3	3.0	3	0
Towle	1	0	0.0	0	0

DOLPHINS	23	285	12.4	56	0
OPPONENTS	22	382	17.4	58	3

PUNTING	NO.	YDS.	AVG.	LG	BK
Roberts	69	2772	40.2	68	1
von Schamann	1	31	31.0	31	0

DOLPHINS	71	2803	39.5	68	1
OPPONENTS	77	2919	37.9	60	0

PUNT RET.	NO.	YDS.	AVG.	LG	TD
Nathan	28	306	10.9	86	1
Kozlowski	3	21	7.0	11	0
Cefalo	2	10	5.0	10	0
Babb	1	0	0.0	0	0

DOLPHINS	34	337	9.9	86	1
OPPONENTS	25	131	5.2	34	0

KICKOFF RET.	NO.	YDS.	AVG.	LG	TD
Nathan	45	1016	22.6	43	0
Kozlowski	4	85	21.2	22	0
Davis	2	27	13.5	16	0
Bessilleu	0	20	-	20	0

DOLPHINS	51	1148	22.5	43	0
OPPONENTS	69	1518	22.0	55	0

SCORING	Ru	Pa	Rt	PAT	FG	S	TP
von Schamann	0	0	0	36/40	21/29	0	99
Csonka	12	1	0	0	0	0	78
Moore	0	6	0	0	0	0	36
Williams	3	1	0	0	0	0	24
Cefalo	0	3	0	0	0	0	18
Hardy	0	3	0	0	0	0	18
Harris	0	3	0	0	0	0	18
Bulaich	2	1	0	0	0	0	18
Nathan	0	2	1	0	0	0	18
Davis	1	0	0	0	0	0	6
Torrey	1	0	0	0	0	0	6
Team	0	0	0	0	0	1	2

DOLPHINS	19	20	1	36/40	21/29	1	341
OPPONENTS	9	17	5	26/30	15/26	0	257

FIELD GOALS	1-19	20-29	30-39	40-49	50+
von Schamann..	0/0	8/8	9/14	2/4	2/3
DOLPHINS	0/0	8/8	9/14	2/4	2/3
OPPONENTS ...	0/0	2/3	7/9	6/14	0/0

SACKS
Den Herder 9.0, Betteres 8.0, Baumhower 6.5, Bokamper 4.5, Gordon 3.0, Duhe 2.0, Barisch 1.5, Thomas 1.0, Towle 0.5.

DOLPHINS 36.0, OPPONENTS 29.0

STARTERS
OFFENSE
WR - Duriel Harris (14), Jimmy Cefalo (2)
LT - Bob Kuechenberg (16)
LG - Ed Newman (16)
C - Jim Langer (9), Mark Dennard (7)
RG - Larry Little (14), Eric Laakso (2)
RT - Mike Current (16)
TE - Bruce Hardy (14), *Ronnie Lee (2)
WR - Nat Moore (14), Jimmy Cefalo (1)
QB - Bob Griese (12), Don Strock (4)
RB - Delvin Williams (13), Gary Davis (3)
FB - Larry Csonka (16)
2nd TE - *Ronnie Lee (1)

DEFENSE
LDE - Vern Den Herder (16)
NT - Bob Baumhower (16)
RDE - Doug Betteres (14), A.J. Duhe (2)
LOLB - Kim Bokamper (13), Bob Matheson (3)
LILB - Steve Towle (16)
RILB - Rusty Chambers (16)
ROLB - Larry Gordon (16)
LCB - Norris Thomas (16)
RCB - Gerald Small (16)
SS - Tim Foley (15), *Mike Kozlowski (1)
FS - Neal Colzie (16)

* Indicates Rookie

PASSING	ATT.	COMP.	YDS.	PCT.	TD	INT.	LG	SCK/LST	RATING
Griese.....	310	176	2160	56.8	14	16	51	26/221	72.0
Strock.....	100	56	830	56.0	6	6	53	2/22	78.3
Benjamin	4	3	28	75.0	0	0	17	1/10	93.8
Hardy	1	0	0	0.0	0	0	0	0/0	39.6
Williams	1	0	0	0.0	0	0	0	0/0	39.6
DOLPHINS.....	416	235	3018	56.5	20	22	53	29/255	73.3
OPPONENTS.....	418	230	3051	55.0	17	23	78	36/314	69.0

1980 FINAL STATISTICS (8-8)

DATE	OPPONENT	SCORE	W/L	ATT.
9/7	at Buffalo	7-17	L	79,598
9/14	CINCINNATI	17-16	W	38,322
9/21	at Atlanta	20-17	W	55,479
9/28	NEW ORLEANS	21-16	W	40,946
10/5	BALTIMORE	17-30	L	50,631
10/12	at New England	0-34	L	60,377
10/19	BUFFALO	17-14	W	41,636
10/27	at N.Y. Jets	14-17	L	53,046
11/2	at Oakland	10-16	L	46,378
11/9	at Los Angeles	35-14	W	62,198
11/16	SAN FRANCISCO	17-13	W	45,135
11/20	SAN DIEGO	24-27(OT)	L	63,013
11/30	at Pittsburgh	10-23	L	51,384
12/8	NEW ENGLAND	16-13(OT)	W	63,292
12/14	at Baltimore	24-14	W	30,564
12/20	N.Y. JETS	17-24	L	41,854

TEAM STATISTICS	MIA.	OPP.
TOTAL FIRST DOWNS	284	309
By Rushing	107	107
By Passing	149	185
By Penalty	28	17
Third Down: Made/Att.	90/232	115/239
TOTAL NET YARDS.....	4564	5224
Average Per Game	285.3	326.5
Total Plays.....	1015	1062
Average Per Play.....	4.5	4.9
NET YARDS RUSHING.....	1876	2018
Average Per Game	117.3	126.1
Total Rushes.....	492	530
NET YARDS PASSING.....	2688	3206
Average Per Game	168.0	200.4
Tackled/Yards Lost.	31/265	27/233
Gross Yards.....	2953	3439
Attempts/Completions.....	492/267	505/290
Completion Percentage.....	54.3	57.4
Had Intercepted	26	28
PUNTS/AVERAGE	79/41.5	72/37.3
PENALTIES/YARDS	74/567	108/923
FUMBLES/BALL LOST	33/16	31/17
TOUCHDOWNS	32	36
By Rushing	9	13
By Passing	21	21
By Returns	2	2

Score By Quarters	1	2	3	4	OT	Total
DOLPHINS	47	65	37	114	3	266
OPPONENTS	54	100	65	83	3	305

RUSHING	NO.	YDS.	AVG.	LG	TD
Williams.....	187	671	3.6	65	2
Nathan	60	327	5.5	18	1
Robiskie	78	250	3.2	36	2
Woodley	55	214	3.9	17	3
Howell	60	206	3.4	23	1
Bennett	43	187	4.3	19	0
Giaquinto	5	16	3.2	5	0
Testerman	1	5	5.0	5	0
Moore	1	3	3.0	3	0
Griese	1	0	0.0	0	0
Strock	1	-3	-3.0	-3	0
DOLPHINS	492	1876	3.8	65	9
OPPONENTS	530	2018	3.8	53	13

RECEIVING	NO.	YDS.	AVG.	LG	TD
Nathan	57	588	10.3	61	5
Moore	47	564	12.0	33	7
Harris	33	583	17.7	54	2
Williams	31	207	6.7	19	0
Giaquinto.....	24	192	8.0	25	1
Hardy	19	159	8.4	19	2
Rose	13	149	11.5	50	0
Robiskie	13	60	4.6	15	0
Cefalo	11	199	18.1	52	1
Lee	7	83	11.9	41	2
Howell	5	38	7.6	13	0
Bailey	4	105	26.3	39	0
Bennett	3	26	8.7	19	1
DOLPHINS	267	2953	11.1	61	21
OPPONENTS	290	3439	11.9	61	21

INTERCEPTIONS	NO.	YDS.	AVG.	LG	TD
Small	7	46	6.6	22	0
McNeal	5	17	3.4	15	0
Bessillieu	4	13	3.3	12	0
Taylor.....	3	55	18.3	44	0
Rhone	3	33	11.0	12	0
Blackwood.....	3	0	0.0	0	0
Ortega	1	17	17.0	17	0
Gordon	1	11	11.0	11	0
Bokamper	1	6	6.0	6	0
DOLPHINS	28	198	7.1	44	0
OPPONENTS	26	386	14.8	71	1

PUNTING	NO.	YDS.	AVG.	LG	BK
Roberts	77	3279	42.6	71	2
DOLPHINS	79	3279	41.5	71	2
OPPONENTS	72	2684	37.3	69	1

PUNT RET.	NO.	YDS.	AVG.	LG	TD
Nathan	23	178	7.7	30	0
Giaquinto	7	35	5.0	15	0
Bessillieu	1	0	0.0	0	0
Blackwood.....	1	0	0.0	0	0
DOLPHINS	32	213	6.7	30	0
OPPONENTS	42	339	8.1	35	0

KICKOFF RET.	NO.	YDS.	AVG.	LG	TD
Bessillieu.....	40	890	22.3	87	0
Giaquinto	9	146	16.2	22	0
Nathan	5	102	20.4	31	0
Harris	5	89	17.8	22	0
Barnett	1	7	7.0	7	0
Allen	1	0	0.0	0	0
DOLPHINS	61	1234	20.2	87	0
OPPONENTS	53	1210	22.8	52	0

SCORING	Ru	Pa	Rt	PAT	FG	S	TP
von Schamann	0	0	0	32/32	14/23	0	74
Moore	0	7	0	0	0	0	42
Nathan	1	5	0	0	0	0	36
Woodley	3	0	0	0	0	0	18
Giaquinto.....	0	1	1	0	0	0	12
Hardy	0	2	0	0	0	0	12
Harris	0	2	0	0	0	0	12
Lee	0	2	0	0	0	0	12
Robiskie	2	0	0	0	0	0	12
Williams.....	2	0	0	0	0	0	12

Bennett	0	1	0	0	0	0	6
Bessillieu.....	0	0	1	0	0	0	6
Cefalo	0	1	0	0	0	0	6
Howell	1	0	0	0	0	0	6

DOLPHINS	9	21	2	32/32	14/23	0	266
OPPONENTS	13	21	2	33/36	18/25	1	305

FIELD GOALS	1-19	20-29	30-39	40-49	50+
von Schamann..	0/0	9/10	3/5	2/5	0/3
DOLPHINS	0/0	9/10	3/5	2/5	0/3
OPPONENTS ..	0/0	2/2	12/14	4/8	0/1

SACKS	
Bokamper 5.5, Duhe 5.5, Baumhower 4.0, Betters 4.0, Gordon 3.0, Bessillieu 2.0, Den Herder 2.0, Rhone 1.0.	
DOLPHINS 27.0, OPPONENTS 31.0	

STARTERS	
OFFENSE	
WR - Nat Moore (16)	
LT - Jon Giesler (10), Cleveland Green (3), Bob Kuechenberg (3)	
LG - Bob Kuechenberg (13), Ed Newman (3)	
C - Mark Dennard (16)	
RG - Ed Newman (13), Larry Little (3)	
RT - Eric Laakso (16)	
TE - Ronnie Lee (13)	
TE - Bruce Hardy (12)	
WR - Jimmy Cefalo (4), Durriel Harris (3)	
QB - *David Woodley (11), Bob Griese (3), Don Strock (2)	
RB - Delvin Williams (10), Tony Nathan (6)	
FB - Steve Howell (8), Terry Robiskie (5), Woody Bennett (3)	

DEFENSE	
LDE - Vern Den Herder (16)	
NT - Bob Baumhower (16)	
RDE - Doug Betters (16)	
LOLB - Kim Bokamper (16)	
LILB - Rusty Chambers (8), Ralph Ortega (6), A.J. Duhe (2),	
RILB - A.J. Duhe (12), Rusty Chambers (4),	
ROLB - A.J. Duhe (1), Larry Gordon (14), Earnie Rhone (1)	
LCB - *Don McNeal (13), Ed Taylor (3)	
RCB - Gerald Small (16)	
SS - Glenn Blackwood (10), Don Bessillieu (3), Tim Foley (3)	
FS - Don Bessillieu (10), Glenn Blackwood (6)	

* Indicates Rookie

PASSING	ATT.	COMP.	YDS.	PCT.	TD	INT.	LG	SCK/LST	RATING
Woodley	327	176	1850	53.8	14	17	61	17/127	63.1
Griese	100	61	790	61.0	6	4	54	9/89	89.2
Strock	62	30	313	48.4	1	5	33	5/49	35.1
Moore	1	0	0	0.0	0	0	0	0/0	39.6
Nathan	1	0	0	0.0	0	0	0	0/0	39.6
Williams	1	0	0	0.0	0	0	0	0/0	39.6
DOLPHINS.....	492	267	2953	54.3	21	26	61	31/265	64.6
OPPONENTS.....	505	290	3439	57.4	21	28	61	27/233	69.1

1981 FINAL STATISTICS (11-4-1)

DATE	OPPONENT	SCORE	W/L	ATT.
9/6	at St. Louis	20-7	W	50,351
9/10	PITTSBURGH	30-10	W	74,190
9/20	at Houston	16-10	W	47,379
9/27	at Baltimore	31-28	W	41,630
10/4	N.Y. JETS	28-28(OT)	T	68,723
10/12	at Buffalo	21-31	L	78,576
10/18	WASHINGTON	13-10	W	47,367
10/25	at Dallas	27-28	L	64,221
11/1	BALTIMORE	27-10	W	46,061
11/8	at New England	30-27(OT)	W	60,436
11/15	OAKLAND	17-33	L	61,777
11/22	at N.Y. Jets	15-16	L	59,962
11/30	PHILADELPHIA	13-10	W	67,797
12/6	NEW ENGLAND	24-14	W	50,421
12/13	at Kansas City	17-7	W	57,407
12/19	BUFFALO	16-6	W	72,956

TEAM STATISTICS	MIA.	OPP.
TOTAL FIRST DOWNS	306	296
By Rushing	123	124
By Passing	157	160
By Penalty	26	12
Third Down: Made/Att.	86/225	81/214
TOTAL NET YARDS.....	5322	5363
Average Per Game	332.6	335.2
Total Plays	1063	1039
Average Per Play.....	5.0	5.2
NET YARDS RUSHING	2173	2032
Average Per Game	135.8	127.0
Total Rushes	535	492
NET YARDS PASSING	3149	3331
Average Per Game	196.8	208.2
Tackled/Yards Lost.....	30/236	38/314
Gross Yards	3385	3645
Attempts/Completions.....	498/271	509/297
Completion Percentage.....	54.4	58.3
Had Intercepted	21	18
PUNTS/AVERAGE	83/40.8	87/41.0
PENALTIES/YARDS	71/541	104/886
FUMBLES/BALL LOST	26/10	30/15
TOUCHDOWNS	39	33
By Rushing	18	10
By Passing	18	23
By Returns	3	0

Score By Quarters	1	2	3	4	OT	Total
DOLPHINS	41	110	97	94	3	345
OPPONENTS	72	92	30	81	0	275

RUSHING	NO.	YDS.	AVG.	LG	TD
Nathan	147	782	5.3	46	5
Franklin	201	711	3.5	29	7
Woodley	63	272	4.3	26	4
Hill	37	146	3.9	24	1
Vigorito	35	116	3.3	30	1
Bennett	28	104	3.7	12	0
Giaquinto	3	31	10.3	20	0
Howell	5	21	4.2	9	0
Orosz	1	13	13.0	13	0
Moore	1	3	3.0	3	0
Strock	14	-26	-1.9	9	0
DOLPHINS	535	2173	4.1	46	18
OPPONENTS	492	2032	4.1	28	10

RECEIVING	NO.	YDS.	AVG.	LG	TD
Harris	53	911	17.2	55	2

Nathan	50	452	9.0	31	3
Vigorito	33	237	7.2	31	2
Cefalo	29	631	21.8	69	3
Moore	26	452	17.4	52	2
Rose	23	316	13.7	50	2
Hardy	15	174	11.6	21	0
Lee	14	64	4.6	11	1
Hill	12	73	6.1	16	1
Giaquinto	7	38	5.4	16	1
Bennett	4	22	5.5	10	0
Franklin	3	6	2.0	3	1
Howell	2	9	4.5	5	0

DOLPHINS	271	3385	12.5	69	18
OPPONENTS	297	3645	12.3	76	23

INTERCEPTIONS	NO.	YDS.	AVG.	LG	TD
G. Blackwood	4	124	31.0	39	0
Kozlowski	3	37	12.3	29	0
Rhone	3	35	11.7	16	0
L. Blackwood	3	12	4.0	11	0
Brudzinski	2	35	17.5	19	0
Duhe	1	11	11.0	11	0
Walker	1	0	0.0	0	0
Bessillieu	1	0	0.0	0	0

DOLPHINS	18	254	14.1	39	0
OPPONENTS	21	288	13.7	39	0

PUNTING	NO.	YDS.	AVG.	LG	BK
Orosz	83	3386	40.8	61	0
DOLPHINS	83	3386	40.8	61	0
OPPONENTS	87	3565	41.0	59	0

PUNT RET.	NO.	YDS.	AVG.	LG	TD
Vigorito	36	379	10.5	87	1
Walker	5	50	10.0	17	0
G. Blackwood	2	8	4.0	6	0
Bessillieu	1	12	12.0	12	0
Kozlowski	1	9	9.0	9	0

DOLPHINS	45	458	10.2	87	1
OPPONENTS	45	286	6.4	22	0

KICKOFF RET.	NO.	YDS.	AVG.	LG	TD
Walker	38	932	24.5	90	1
Bessillieu	7	114	16.3	30	0
Vigorito	4	84	12.0	25	0
Kozlowski	1	40	40.0	40	0
Giaquinto	1	22	22.0	22	0
Harris	1	20	20.0	20	0
Rose	1	20	20.0	20	0
Rose	1	5	5.0	5	0

DOLPHINS	54	1228	22.7	90	1
OPPONENTS	61	1218	20.0	41	0

SCORING	Ru	Pa	Rt	PAT	FG	S	TP
von Schamann	0	0	0	37/38	24/31	0	109
Nathan	5	3	0	0	0	0	48
Franklin	7	1	0	0	0	0	48
Woodley	4	0	0	0	0	0	24
Vigorito	1	2	1	0	0	0	24
Cefalo	0	3	0	0	0	0	18
Moore	0	2	0	0	0	0	12
Harris	0	2	0	0	0	0	12
Hill	1	1	0	0	0	0	12
Rose	0	2	0	0	0	0	12
Giaquinto	0	1	0	0	0	0	6
Kozlowski	0	0	1	0	0	0	6

Lee	0	1	0	0	0	0	6
Walker	0	0	1	0	0	0	6
Gordon	0	0	0	0	0	1	2
DOLPHINS	18	18	3	37/39	24/31	1	345
OPPONENTS ..	10	23	0	33/33	14/21	0	275

FIELD GOALS	1-19	20-29	30-39	40-49	50+
von Schamann	0/0	9/9	11/12	4/10	0/0
DOLPHINS	0/0	9/9	11/12	4/10	0/0
OPPONENTS ..	0/0	4/6	5/5	5/8	0/2

SACKS	
Baumhower 9.0, Bokamper 7.5, Duhe 7.5, Rhone 6.0, Betters 5.0, Gordon 1.0, Den Herder 1.0, G. Blackwood 1.0.	
DOLPHINS 38.0, OPPONENTS 30.0	

STARTERS	
OFFENSE	
WR - Durriel Harris (10), Jimmy Cefalo (6)	
LT - Jon Giesler (16)	
LG - Bob Kuechenberg (9), Jeff Toews (7)	
C - Mark Dennard (11), Dwight Stephenson (5)	
RG - Ed Newman (16)	
RT - Eric Laakso (16)	
TE - Ronnie Lee (16)	
WR - Nat Moore (11)	
QB - David Woodley (15), Don Strock (1)	
RB - Tony Nathan (11), Eddie Hill (2), Steve Howell (1), Tommy Vigorito (1)	
FB - *Andra Franklin (11), Woody Bennett (3), Steve Howell (1), Eddie Hill (1)	
2nd TE - Bruce Hardy (6)	

DEFENSE	
LDE - Doug Betters (15), Vern Den Herder (1)	
NT - Bob Baumhower (16)	
RDE - Vern Den Herder (13), Bill Barnett (2), Kim Bokamper (1)	
LOLB - Bob Brudzinski (16)	
LILB - A.J. Duhe (16)	
RILB - Earnie Rhone (16)	
ROLB - Larry Gordon (16)	
LCB - Don McNeal (12), *Fulton Walker (2), Ed Taylor (2)	
RCB - Gerald Small (16)	
SS - Glenn Blackwood (16)	
FS - Lyle Blackwood (10), Don Bessillieu (6)	

* Indicates Rookie

PASSING	ATT.	COMP.	YDS.	PCT.	TD	INT.	LG	SCK/LST	RATING
Woodley	366	191	2470	52.2	12	13	69t	24/191	69.8
Strock	130	79	901	60.1	6	8	52	6/45	71.1
Hill	1	1	14	100.0	0	0	14	0/0	118.8
Nathan	1	0	0	0.0	0	0	0	0.0	39.6
DOLPHINS	498	271	3385	54.4	18	21	69t	30/236	70.3
OPPONENTS	509	297	3645	58.3	23	18	76t	38/314	80.2

1982 FINAL STATISTICS (7-2)

DATE	OPPONENT	SCORE	W/L	ATT.
9/12	at N.Y. Jets	45-28	W	53,360
9/19	BALTIMORE	24-20	W	51,999
9/21	at Buffalo	9-7	W	52,945
11/29	at Tampa Bay	17-23	L	54,854
12/5	MINNESOTA	22-14	W	45,721
12/12	at New England	0-3	L	25,716
12/18	N.Y. JETS	20-19	W	67,307
12/27	BUFFALO	27-10	W	73,924
1/2	at Baltimore	34-7	W	19,073

TEAM STATISTICS	MIA.	OPP.
TOTAL FIRST DOWNS	165	147
By Rushing	84	77
By Passing	66	65
By Penalty	15	5
Third Down: Made/Att.	52/124	46/118
Fourth Down: Made/Att.	5/8	8/10
TOTAL NET YARDS	2658	2312
Average Per Game	295.3	256.8
Total Plays	582	548
Average Per Play	4.6	4.2
NET YARDS RUSHING	1344	1285
Average Per Game	149.3	142.8
Total Rushes	333	293
NET YARDS PASSING	1314	1027
Average Per Game	146.0	114.1
Tackled/Yards Lost.	12/87	29/254
Gross Yards	1401	1281
Attempts/Completions.	238/129	226/119
Completion Percentage.	54.2	52.7
Had Intercepted	13	19
PUNTS/AVERAGE	35/38.7	40/40.1
PENALTIES/YARDS	34/240	57/461
FUMBLES/BALL LOST	15/10	17/8
TOUCHDOWNS	22	15
By Rushing	11	7
By Passing	8	7
By Returns	3	1

Score By Quarters	1	2	3	4	OT	Total
DOLPHINS	54	43	64	37	0	198
OPPONENTS ...	26	58	10	37	0	131

RUSHING	NO.	YDS.	AVG.	LG	TD
Franklin	177	701	4.0	25	7
Nathan	66	233	3.5	15	1
Woodley	36	207	5.8	29	2
Vigorito	19	99	5.2	33	1
Hill	13	51	3.9	13	0
Diana	8	31	3.9	7	0
Bennett	9	15	1.7	5	0
Harris	1	13	13.0	13	0
Strock	3	-9	-3.0	0	0
DOLPHINS	333	1344	4.0	33	11
OPPONENTS ...	284	1285	4.5	62	7

RECEIVING	NO.	YDS.	AVG.	LG	TD
Vigorito	24	186	7.8	26	0
Harris	22	331	15.0	45	1
Cefalo	17	356	30.9	46	1
Rose	16	182	11.4	44	2
Nathan	16	114	7.1	16	0
Hardy	12	66	5.5	19	2
Moore	8	82	10.3	23	1
Hill	6	33	5.5	10	0

Franklin	3	9	3.0	6	0
Diana	2	21	10.5	13	0
Lee	2	6	3.0	5	0
Woodley	1	15	15.0	15	1

DOLPHINS	129	1401	10.9	46	8
OPPONENTS ...	119	1281	10.8	53	7

INTERCEPTIONS	NO.	YDS.	AVG.	LG	TD
McNeal	4	42	10.5	23	1
Walker	3	54	18.0	30	0
G. Blackwood	2	42	21.0	35	1
L. Blackwood	2	41	20.5	21	0
Small	2	41	20.5	21	0
Kozlowski	1	36	36.0	36	0
Gordon	1	15	15.0	15	0
Brudzinski	1	5	5.0	5	0
Rhone	1	4	4.0	4	0
Bokamper	1	1	1.0	1	0
Duhe	1	0	0.0	0	0

DOLPHINS	19	281	14.8	36	2
OPPONENTS ...	13	96	7.4	51	0

PUNTING	NO.	YDS.	AVG.	LG	BK
Orosz	35	1353	38.7	61	0

DOLPHINS	35	1353	38.7	61	0
OPPONENTS ...	40	1605	40.1	61	0

PUNT RET.	NO.	YDS.	AVG.	LG	TD
Vigorito	20	192	9.6	59	1
G. Blackwood	2	2	1.0	2	0

DOLPHINS	22	194	8.8	59	1
OPPONENTS ...	14	77	5.5	22	0

KICKOFF RET.	NO.	YDS.	AVG.	LG	TD
Walker	20	433	21.7	32	0
Heflin	2	49	24.5	31	0
Diana	1	15	15.0	15	0
Kozlowski	1	10	10.0	10	0

DOLPHINS	24	507	21.3	32	0
OPPONENTS ...	33	704	21.3	66	0

SCORING	Ru	Pa	Rt	PAT	FG	S	TP
von Schamann	0	0	0	21/22	15/20	0	66
Franklin	7	0	0	0	0	0	42
Woodley	2	1	0	0	0	0	18
Hardy	0	2	0	0	0	0	12
Rose	0	2	0	0	0	0	12
Vigorito	1	0	1	0	0	0	12
G. Blackwood	0	0	1	0	0	0	6
Cefalo	0	1	0	0	0	0	6
Harris	0	1	0	0	0	0	6
McNeal	0	0	1	0	0	0	6
Moore	0	1	0	0	0	0	6
Nathan	1	0	0	0	0	0	6

DOLPHINS	11	8	3	21/22	15/20	0	198
OPPONENTS ...	7	7	1	14/15	9/15	0	131

FIELD GOALS	1-19	20-29	30-39	40-49	50+
von Schamann	0/0	8/9	4/5	3/5	0/1
DOLPHINS	0/0	8/9	4/5	3/5	0/1
OPPONENTS ...	0/1	2/3	3/6	3/4	1/1

SACKS			
Brudzinski	4.5,	Gordon	4.0, Betters 4.0,

Bokamper 3.5, Duhe 3.0, Baumhower 2.0, G. Blackwood 2.0, Bowser 2.0, Rhone 2.0, L. Blackwood 1.0, Hester 1.0.

DOLPHINS 29.0, OPPONENTS 12.0

STARTERS

OFFENSE

WR - Jimmy Cefalo (9)
LT - Jon Giesler (9)
LG - Bob Kuechenberg (9)
C - Dwight Stephenson (9)
RG - Ed Newman (9)
RT - Eric Laakso (9)
TE - Ronnie Lee (5), Bruce Hardy (4)
WR - Durriel Harris (9)
QB - David Woodley (9)
RB - Tony Nathan (7), Tom Vigorito (1)
FB - Andra Franklin (9)
2nd TE - Bruce Hardy (1)

DEFENSE

LDE - Doug Betters (7), Bill Barnett (1), Kim Bokamper (1)
NT - Bob Baumhower (8)
RDE - Kim Bokamper (6), Bill Barnett (3)
LOLB - Bob Brudzinski (9)
LILB - A.J. Duhe (9)
RILB - Earnie Rhone (9)
ROLB - Larry Gordon (9)
LCB - Don McNeal (9)
RCB - Gerald Small (9)
SS - Glenn Blackwood (9)
FS - Lyle Blackwood (9)

PASSING	ATT.	COMP.	YDS.	PCT.	TD	INT.	LG	SCK/LST	RATING
Woodley	179	98	1080	54.7	5	8	46	10/72	63.5
Strock	55	30	306	54.5	2	5	43	2/5	44.8
Nathan	2	1	15	50.0	1	0	15	0/0	114.6
Hill	1	0	0	0.0	0	0	0	0/0	39.6
Jensen	1	0	0	0.0	0	0	0	0/0	39.6
DOLPHINS	238	129	1401	54.2	8	13	46	12/77	60.8
OPPONENTS	226	119	1281	52.7	7	19	53	29/243	44.9

1983 FINAL STATISTICS (12-4)

DATE	OPPONENT	SCORE	W/L	ATT.
9/4	at Buffalo	12-0	W	78,715
9/11	NEW ENGLAND	34-24	W	59,343
9/19	at L.A. Raiders	14-27	L	57,796
9/25	KANSAS CITY	14-6	W	50,785
10/2	at New Orleans	7-17	L	66,489
10/9	BUFFALO	35-38(OT)	L	59,948
10/16	at N.Y. Jets	32-14	W	58,615
10/23	at Baltimore	21-7	W	32,343
10/30	L.A. RAMS	30-14	W	72,175
11/6	at San Francisco	20-17	W	57,832
11/13	at New England	6-17	L	60,771
11/20	BALTIMORE	37-0	W	54,482
11/28	CINCINNATI	38-14	W	74,506
12/4	at Houston	24-17	W	39,434
12/10	ATLANTA	31-24	W	56,725
12/16	N.Y. JETS	34-14	W	59,975

TEAM STATISTICS	MIA.	OPP.
TOTAL FIRST DOWNS	314	288
By Rushing	132	122
By Passing	151	147
By Penalty	31	19
Third Down: Made/Att.	79/211	78/204
Fourth Down: Made/Att.	9/14	5/10
TOTAL NET YARDS	5195	5139
Average Per Game	324.7	321.2
Total Plays	1033	992
Average Per Play	5.0	5.2
NET YARDS RUSHING	2150	2037
Average Per Game	134.4	127.3
Total Rushes	568	460
NET YARDS PASSING	3045	3002
Average Per Game	190.3	187.6
Tackled/Yards Lost.	23/190	49/363
Gross Yards	3235	3365
Attempts/Completions.	442/254	480/277
Completion Percentage....	57.5	57.7
Had Intercepted	11	26
PUNTS/AVERAGE	75/42.5	90/40.8
PENALTIES/YARDS	64/567	95/836
FUMBLES/BALL LOST	30/16	39/18
TOUCHDOWNS	48	32
By Rushing	16	11
By Passing	28	19
By Returns	4	2

Score By Quarters	1	2	3	4	OT	TOTAL
DOLPHINS	56	135	91	107	0	389
OPPONENTS	62	68	44	73	3	250

RUSHING	NO.	YDS.	AVG.	LG	TD
Franklin	224	746	3.3	18	8
Nathan	151	685	4.5	40	3
Overstreet	85	392	4.6	44	1
Bennett	49	197	4.0	25	2
Woodley	19	78	4.1	15	0
Marino	28	45	1.6	15	2
Hill	2	12	6.0	10	0
Clayton	2	9	4.5	9	0
Hardy	1	2	2.0	2	0
Harris	1	0	0	0	0
Strock	6	-16	-2.7	-2	0
DOLPHINS	568	2150	3.8	44	16
OPPONENTS	460	2037	4.4	55	11

RECEIVING	NO.	YDS.	AVG.	LG	TD
Nathan	52	461	8.9	25	1
Duper	51	1003	19.7	88	10
Moore	39	558	14.3	66	6
Rose	29	345	11.9	37	3
Johnson	24	189	7.9	33	4
Hardy	22	202	9.2	25	0
Harris	15	260	17.3	64	1
Overstreet	8	55	6.9	20	2
Clayton	6	114	19.0	39	1
Bennett	6	35	5.8	9	0
Vigorito	1	7	7.0	7	0
Woodley	1	6	6.0	6	0
DOLPHINS	254	3235	12.7	88	28
OPPONENTS	277	3365	12.1	80	19

INTERCEPTIONS	NO.	YDS.	AVG.	LG	TD
Judson	6	60	10.0	29	0
Small	5	60	12.0	28	0
L. Blackwood	4	77	19.3	45	0
G. Blackwood	3	0	0.0	0	0
Kozlowski	2	73	36.5	38	2
Bokamper	2	43	21.5	24	1
Rhone	1	15	15.0	15	0
Lankford	1	10	10.0	10	0
Walker	1	7	7.0	7	0
Brown	1	0	0.0	0	0
DOLPHINS	26	345	13.3	45	3
OPPONENTS	11	203	18.6	45	1

PUNTING	NO.	YDS.	AVG.	LG	BK
Roby	74	3189	43.1	64	1
DOLPHINS	75	3189	42.5	64	1
OPPONENTS	90	3674	40.8	63	1

PUNT RET.	NO.	YDS.	AVG.	LG	TD
Clayton	41	392	9.6	60	1
Walker	8	86	10.8	23	0
Kozlowski	2	12	6.0	11	0
Vigorito	1	62	62.0	62	0
Heflin	1	19	19.0	19	0
G. Blackwood	1	10	10.0	10	0
Sowell	1	0	0.0	0	0
DOLPHINS	55	581	10.6	62	1
OPPONENTS	32	229	7.2	24	0

KICKOFF RET.	NO.	YDS.	AVG.	LG	TD
Walker	36	962	26.7	78	0
Kozlowski	4	50	12.5	23	0
Nathan	3	15	5.0	12	0
Heflin	1	27	27.0	27	0
Clayton	1	25	25.0	25	0
Bennett	1	0	0.0	0	0
DOLPHINS	47	1085	23.1	78	0
OPPONENTS	54	1024	19.0	40	0

SCORING	Ru	Pa	Rt	PAT	FG	S	TP
von Schamann	0	0	0	45/48	18/27	0	99
Duper	0	10	0	0	0	0	60
Franklin	8	0	0	0	0	0	48
Moore	0	6	0	0	0	0	036
Johnson	0	4	0	0	0	0	24
Nathan	3	1	0	0	0	0	24
Rose	0	3	0	0	0	0	18
Overstreet	1	2	0	0	0	0	18

Bennett	2	0	0	0	0	0	12
Clayton	0	1	1	0	0	0	12
Marino	2	0	0	0	0	0	12
Kozlowski	0	0	2	0	0	0	12
Bokamper	0	0	1	0	0	0	6
Harris	0	1	0	0	0	0	06
Charles	0	0	0	0	0	1	2

DOLPHINS	16	28	4	45/48	18/27	0	389
OPPONENTS	11	19	2	31/32	9/15	0	250

FIELD GOALS	1-19	20-29	30-39	40-49	50+
von Schamann	2/2	6/6	5/8	3/6	2/5
DOLPHINS	2/2	6/6	5/8	3/6	2/5
OPPONENTS	0/0	4/5	3/5	2/5	0/0

SACKS	
Bettors 16.0, Baumhower 8.0, Bowser 6.5, Duhe 5.5, Charles 3.0, Rhone 3.0, Bokamper 2.0, Brown 2.0, Brudzinski 1.0, Hester 1.0, Kozlowski 1.0.	

DOLPHINS 49.0, OPPONENTS 23.0

STARTERS
OFFENSE
WR - Mark Duper (11), Durriel Harris (4)
LT - Jon Giesler (16)
LG - Bob Kuechenberg (15), Jeff Toews (1)
C - Dwight Stephenson (16)
RG - Ed Newman (16)
RT - Eric Laakso (14), Roy Foster (1), Cleveland Green (1)
TE - Dan Johnson (16)
WR - Nat Moore (15)
QB - "Dan Marino" (9), David Woodley (5), Don Strock (2)
RB - Tony Nathan (12)
FB - Andra Franklin (12), Woody Bennett (2)
2nd TE - Bruce Hardy (8)

DEFENSE
LDE - Doug Bettors (16)
NT - Bob Baumhower (16)
DT - "Mike Charles" (2)
RDE - Kim Bokamper (15)
LOLB - Bob Brudzinski (16)
LILB - A.J. Duhe (15)
RILB - Earnie Rhone (13), Rodell Thomas (2), Mark Brown (1)
ROLB - Charles Bowser (16)
LCB - William Judson (16)
RCB - Gerald Small (15), Paul Lankford (1)
SS - Glenn Blackwood (16)
FS - Lyle Blackwood (16)

* Indicates Rookie

PASSING	ATT.	COMP.	YDS.	PCT.	TD	INT.	LG	SCK/LST	RATING
Marino	296	173	2210	58.4	20	6	85	10/80	96.0
Woodley	89	43	528	48.3	3	4	64	10/80	59.6
Strock	52	34	403	65.4	4	1	47	3/30	106.5
Nathan	4	3	46	75.0	0	0	22	0/0	112.5
Clayton	1	1	48	100.0	1	0	48	0/0	158.3
DOLPHINS	442	254	3235	57.5	28	11	85	23/190	91.2
OPPONENTS	480	277	3365	57.7	19	26	80	49/363	70.0

1984 FINAL STATISTICS (14-2)

DATE	OPPONENT	SCORE	W/L	ATT.
9/2	at Washington	35-17	W	52,683
9/9	NEW ENGLAND	28-7	W	66,083
9/17	at Buffalo	21-17	W	65,455
9/23	INDIANAPOLIS	44-7	W	55,415
9/30	at St. Louis	36-28	W	46,991
10/7	at Pittsburgh	31-7	W	59,103
10/14	HOUSTON	28-10	W	54,080
10/21	at New England	44-24	W	60,711
10/28	BUFFALO	38-7	W	58,824
11/4	at N.Y. Jets	31-17	W	72,655
11/11	PHILADELPHIA	24-23	W	70,227
11/18	at San Diego	28-34(OT)	L	53,041
11/26	N.Y. JETS	28-17	W	74,884
12/2	L.A. RAIDERS	34-45	L	71,222
12/9	at Indianapolis	35-17	W	60,411
12/17	DALLAS	28-21	W	74,139

TEAM STATISTICS	MIA.	OPP.
TOTAL FIRST DOWNS	387	314
By Rushing	115	130
By Passing	243	172
By Penalty	29	12
Third Down: Made/Att.	103/200	87/218
Fourth Down: Made/Att. ...	6/11	17/21
TOTAL NET YARDS	6936	5420
Average Per Game	433.5	338.8
Total Plays	1070	1051
Average Per Play	6.5	5.2
NET YARDS RUSHING	1918	2155
Average Per Game	119.9	134.7
Total Rushes	483	458
NET YARDS PASSING	5018	3265
Average Per Game	313.6	204.1
Tackled/Yards Lost.	14/128	42/339
Gross Yards	5146	3604
Attempts/Completions	572/367	551/310
Completion Percentage	64.2	56.3
Had Intercepted	18	24
PUNTS/AVERAGE	51/44.7	83/41.9
PENALTIES/YARDS	67/527	93/772
FUMBLES/BALL LOST	26/10	23/12
TOUCHDOWNS	70	39
By Rushing	18	16
By Passing	49	22
By Returns	3	1

Score By Quarters	1	2	3	4	OT	Total
DOLPHINS	58	170	150	135	0	513
OPPONENTS ...	52	81	62	97	6	298

RUSHING	NO.	YDS.	AVG.	LG	TD
Bennett	144	606	4.2	19	7
Nathan	118	558	4.7	22	1
Carter	100	495	5.0	35	1
P. Johnson	68	159	2.3	9	9
Franklin	20	74	3.7	18	0
Clayton	3	35	11.7	30	0
Moore	1	3	3.0	3	0
Strock	2	-5	-2.5	0	0
Marino	27	-7	-0.3	10	0
DOLPHINS	484	1918	4.0	35	18
OPPONENTS	458	2155	4.7	52	16

RECEIVING	NO.	YDS.	AVG.	LG	TD
Clayton	73	1389	19.0	65t	18
Duper	71	1306	18.4	80t	8

PASSING	ATT.	COMP.	YDS.	PCT.	TD	INT.	LG	SCK/LST	RATING
Marino	564	362	5084	64.2	48	17	80t	13/120	108.9
Strock	6	4	27	66.7	0	0	12	0/0	76.4
Jensen	1	1	35	100.0	1	0	35t	1/8	158.3
Clayton	1	0	0	0.0	0	0	0	0/0	39.6
DOLPHINS	572	367	5146	64.2	49	18	80t	14/128	108.5
OPPONENTS	551	310	3604	56.3	22	24	76t	42/339	71.3

Nathan	61	579	9.5	24	2
Moore	43	573	13.3	37t	6
D. Johnson	34	426	12.5	42	3
Hardy	28	257	9.2	19t	5
Cefalo	18	185	10.3	25t	2
Jensen	13	139	10.7	20	2
Rose	12	195	16.3	34t	2
Carter	8	53	6.6	15	0
Bennett	6	44	7.3	20	1

DOLPHINS	367	5146	14.0	80t	49
OPPONENTS	310	3604	11.6	76t	22

INTERCEPTIONS	NO.	YDS.	AVG.	LG	TD
G. Blackwood	6	169	28.2	50	0
Judson	4	121	30.3	40	1
McNeal	3	41	13.7	30	1
L. Blackwood	3	29	9.7	15	0
Lankford	3	25	8.3	22	0
B. Brown	1	53	53.0	53	0
Kozlowski	1	26	26.0	26	0
Duhe	1	7	7.0	7	0
Sowell	1	7	7.0	7	0
Brudzinski	1	0	0.0	0	0

DOLPHINS	24	478	19.9	86t	2
OPPONENTS	18	377	20.9	97t	1

PUNTING	NO.	YDS.	AVG.	LG	BK
Roby	51	2281	44.7	69	0
DOLPHINS	51	2281	44.7	69	0
OPPONENTS	83	3476	41.9	89	0

PUNT RET.	NO.	YDS.	AVG.	LG	TD
Walker	21	169	8.0	33	0
Clayton	8	79	9.9	14	0
Heflin	6	76	12.7	37	0
Kozlowski	5	41	8.2	20	0

DOLPHINS	40	365	9.1	37	0
OPPONENTS	17	138	8.1	32	0

KICKOFF RET.	NO.	YDS.	AVG.	LG	TD
Walker	29	617	21.3	41	0
Heflin	9	130	14.4	26	0
Kozlowski	2	23	11.5	12	0
Clayton	2	15	7.5	14	0
Hill	1	14	14.0	14	0
Duhe	1	0	0.0	0	0

DOLPHINS	44	799	18.2	41	0
OPPONENTS	66	1360	20.6	42	0

SCORING	Ru	Pa	Rt	PAT	FG	S	TP
Clayton	0	18	0	0	0	0	108
v. Schamann ...	0	0	0	66/70	9/19	0	93
P. Johnson	9	0	0	0	0	0	54
Bennett	7	1	0	0	0	0	48
Duper	0	8	0	0	0	0	48
Moore	0	6	0	0	0	0	36
Hardy	0	5	0	0	0	0	30
D. Johnson	0	3	0	0	0	0	18
Nathan	1	2	0	0	0	0	18
Cefalo	0	2	0	0	0	0	12
Jensen	0	2	0	0	0	0	12
Rose	0	2	0	0	0	0	12
Baumhower	0	0	1	0	0	0	6
Carter	1	0	0	0	0	0	6
Judson	0	0	1	0	0	0	6
McNeal	0	0	1	0	0	0	6

DOLPHINS	18	49	3	66/70	9/19	0	513
OPPONENTS	16	22	1	37/38	9/17	0	298

FIELD GOALS	1-19	20-29	30-39	40-49	50+
von Schamann ...	0/0	7/7	2/5	0/4	0/3
DOLPHINS	0/0	7/7	2/5	0/4	0/3
OPPONENTS ...	0/0	0/1	4/4	4/9	1/3

SACKS	1-19	20-29	30-39	40-49	50+
Bettors 14.0, Bowser 9.0, Bokamper 4.0, Charles 3.0, Barnett 2.0, Baumhower 2.0, Brudzinski 2.0, Bensen 1.0, Brophy 1.0, M. Brown 1.0, Duhe 1.0, Lankford 1.0, Rhone 1.0.					
DOLPHINS 42.0, OPPONENTS 14.0					

STARTERS
OFFENSE
WR - Mark Duper (16)
LT - Jon Giesler (16)
LG - Roy Foster (16)
C - Dwight Stephenson (16)
RG - Ed Newman (16)
RT - Cleveland Green (12), Eric Laakso (4)
TE - Dan Johnson (16)
WR - Mark Clayton (15), Nat Moore (1)
QB - Dan Marino (16)
RB - Tony Nathan (12), Jim Jensen (2), *Joe Carter (2)
FB - Woody Bennett (9), Andra Franklin (2)
2nd TE - Bruce Hardy (5)

DEFENSE
LDE - Doug Bettors (16)
NT - Bob Baumhower (15), Bill Barnett (1)
RDE - Kim Bokamper (10), Mike Charles (6)
LOLB - Bob Brudzinski (16)
LILB - A.J. Duhe (9), *Jay Brophy (5), Earnie Rhone (2)
RILB - Mark Brown (9), Earnie Rhone (7)
ROLB - Charles Bowser (15), Rodell Thomas (1)
LCB - Don McNeal (10), Paul Lankford (6)
RCB - William Judson (16)
SS - Glenn Blackwood (16)
FS - Lyle Blackwood (16)

* Indicates Rookie

1985 FINAL STATISTICS (12-4)

DATE	OPPONENT	SCORE	W/L	ATT.
9/8	at Houston	23-26	L	47,656
9/15	INDIANAPOLIS	30-13	W	53,693
9/22	KANSAS CITY	31-0	W	69,791
9/29	at Denver	30-26	W	73,614
10/6	PITTSBURGH	24-20	W	72,820
10/14	at N.Y. Jets	7-23	L	73,807
10/20	TAMPA BAY	41-38	W	62,335
10/27	at Detroit	21-31	L	75,291
11/3	at New England	13-17	L	58,811
11/10	N.Y. JETS	21-17	W	73,965
11/17	at Indianapolis	34-20	W	59,666
11/24	at Buffalo	23-14	W	50,474
12/2	CHICAGO	38-24	W	75,594
12/8	at Green Bay	34-24	W	52,671
12/16	NEW ENGLAND	30-27	W	69,489
12/22	BUFFALO	28-0	W	64,811

TEAM STATISTICS	MIA.	OPP.
TOTAL FIRST DOWNS	361	314
By Rushing	116	135
By Passing	218	160
By Penalty	27	19
Third Down: Made/Att.	88/193	88/216
Fourth Down: Made/Att. ...	8/11	8/13
TOTAL NET YARDS	5843	5767
Average Per Game	365.2	360.4
Total Plays	1039	1033
Average Per Play	5.6	5.6
NET YARDS RUSHING	1729	2256
Average Per Game	108.1	141.0
Total Rushes	444	509
NET YARDS PASSING	4114	3511
Average Per Game	257.1	219.4
Tackled/Yards Lost.	19/164	38/278
Gross Yards	4278	3789
Attempts/Completions.	576/343	487/257
Completion Percentage.	59.5	52.8
Had Intercepted	21	23
PUNTS/AVERAGE	59/43.7	73/40.7
PENALTIES/YARDS	77/637	112/854
FUMBLES/BALL LOST	31/20	36/18
TOUCHDOWNS	52	38
By Rushing	19	15
By Passing	31	21
By Returns	2	2

Score By Quarters	1	2	3	4	OT	Total
DOLPHINS	88	136	95	109	0	428
OPPONENTS	44	96	78	102	0	320

RUSHING	NO.	YDS.	AVG.	LG	TD
Nathan	143	667	4.7	22	5
Davenport	98	370	3.8	33	11
Hampton	105	369	3.5	15	3
Bennett	54	256	4.7	17	0
Carter	14	76	5.4	19	0
N. Moore	1	11	11.0	11	0
Clayton	1	10	10.0	10	0
Strock	2	-6	-3.0	-3	0
Marino	26	-24	-0.9	2	0
DOLPHINS	444	1729	3.9	33	19
OPPONENTS	509	2256	4.4	32	15

RECEIVING	NO.	YDS.	AVG.	LG	TD
Nathan	72	651	9.0	73	1
Clayton	70	996	14.2	45	4
N. Moore	51	701	13.7	69	7

PASSING	ATT.	COMP.	YDS.	PCT.	TD	INT.	LG	SCK/LST	RATING
Marino	567	336	4137	59.3	30	21	73	18/157	84.1
Strock	9	7	141	77.8	1	0	67	0/0	154.7
Clayton	0	0	0	0.0	0	0	0	1/7	-
DOLPHINS	576	343	4278	59.5	31	21	73	19/164	85.6
OPPONENTS	487	257	3789	52.8	21	23	80t	38/278	73.3

Hardy	39	409	10.5	31	4
Duper	35	650	18.6	67	3
Rose	19	306	16.1	42	4
Johnson	13	192	14.8	61	3
Davenport	13	74	5.7	17	2
Bennett	10	101	10.1	27	1
Hampton	8	56	7.0	15	0
Hefflin	6	98	16.3	46	1
Harris	3	24	8.0	11	0
Carter	2	4	2.0	4	0
Vigorito	1	9	9.0	9	0
Jensen	1	4	4.0	4	1

DOLPHINS	343	4278	12.5	73	31
OPPONENTS	257	3789	14.7	80t	21

INTERCEPTIONS	NO.	YDS.	AVG.	LG	TD
G. Blackwood	6	36	6.0	17	0
Judson	4	88	22.0	61t	1
Lankford	4	10	2.5	6	0
B. Brown	2	40	20.0	26	0
Brophy	1	41	41.0	41	0
H. Green	1	28	28.0	28	0
Shipp	1	7	7.0	7	0
Brudzinski	1	6	6.0	6	0
M. Brown	1	5	5.0	5	0
Moyer	1	4	4.0	4	0
L. Blackwood	1	0	0.0	0	0

DOLPHINS	23	265	11.5	61t	1
OPPONENTS	21	100	4.8	40	0

PUNTING	NO.	YDS.	AVG.	LG	BK
Roby	59	2576	43.7	63	0
DOLPHINS	59	2576	43.7	63	0
OPPONENTS	73	2972	40.7	67	1

PUNT RET.	NO.	YDS.	AVG.	LG	TD
Vigorito	22	197	9.0	21	0
Kozlowski	7	65	9.3	17	0
Lockett	5	23	4.6	8	0
G. Blackwood	3	20	6.7	18	0
Clayton	2	14	7.0	11	0
DOLPHINS	39	319	8.2	21	0
OPPONENTS	27	371	13.7	70t	1

KICKOFF RET.	NO.	YDS.	AVG.	LG	TD
Hampton	45	1020	22.7	46	0
Carter	4	82	20.5	25	0
L. Blackwood	2	32	16.0	17	0
Hardy	1	11	11.0	11	0
Kozlowski	0	32	-	-	-
DOLPHINS	52	1177	22.6	46	0
OPPONENTS	63	1359	21.6	50	0

SCORING	Ru	Pa	Rt	PAT	FG	S	TP
Reveiz	0	0	0	50/52	22/27	0	116
Davenport	11	2	0	0	0	0	78
N. Moore	0	7	0	0	0	0	42
Nathan	5	1	0	0	0	0	36
Clayton	0	4	0	0	0	0	24
Rose	0	4	0	0	0	0	24
Hardy	0	4	0	0	0	0	24
Duper	0	3	0	0	0	0	18
Hampton	3	0	0	0	0	0	18
Johnson	0	3	0	0	0	0	18
Bennett	0	1	0	0	0	0	6
Brudzinski	0	0	1	0	0	0	6

Hefflin	0	1	0	0	0	0	6
Jensen	0	1	0	0	0	0	6
Judson	0	0	1	0	0	0	6

DOLPHINS	19	31	2	50/52	22/27	0	428
OPPONENTS	15	21	2	35/38	19/28	0	320

FIELD GOALS	1-19	20-29	30-39	40-49	50+
Reveiz	0/0	8/9	5/5	9/10	0/3
DOLPHINS	0/0	8/9	5/5	9/10	0/3
OPPONENTS ..	2/2	5/5	7/9	4/10	1/2

SACKS
Charles 7.0, Betters 6.5, M. Moore 5.5, H. Green 5.0, Brudzinski 3.0, Bokamper 2.5, Bowser 2.5, Baumhower 2.0, G. Blackwood 1.0, Brophy 1.0, M. Brown 1.0, Little 1.0.
DOLPHINS 38.0, OPPONENTS 19.0

STARTERS
OFFENSE
WR - Mark Duper (8), Nat Moore (7), Jim Jensen (1)
LT - Jon Giesler (13), Ronnie Lee (1), Cleveland Green (1), *Jeff Dellenbach (1)
LG - Roy Foster (16)
C - Dwight Stephenson (16)
RG - Ronnie Lee (6), Steve Clark (5), Jeff Toews (5)
RT - Cleveland Green (10), Ronnie Lee (6)
TE - Bruce Hardy (16)
WR - Mark Clayton (16)
QB - Dan Marino (16)
RB - Tony Nathan (15), *Lorenzo Hampton (1)
FB - Woody Bennett (13), *Ron Davenport (1)
2nd TE - Dan Johnson (1), *Joe Rose (1)

DEFENSE
LDE - Doug Betters (14), Mack Moore (2)
NT - Mike Charles (15), Bill Barnett (1)
RDE - Kim Bokamper (12), *George Little (3), Mike Charles (1)
LOLB - Bob Brudzinski (13), Robin Sendlein (3)
LILB - Jackie Shipp (10), Jay Brophy (6)
RILB - Mark Brown (15), Jackie Shipp (1)
ROLB - Hugh Green (11), Sanders Shiver (3), Charles Bowser (2)
LCB - Paul Lankford (15), Robert Sowell (1)
RCB - William Judson (16)
SS - Glenn Blackwood (14), Mike Kozlowski (2)
FS - Bud Brown (16)

* Indicates Rookie

1986 FINAL STATISTICS (8-8)

DATE	OPPONENT	SCORE	W/L	ATT.
9/7	at San Diego	28-50	L	57,726
9/14	INDIANAPOLIS	30-10	W	51,848
9/21	at N.Y. Jets	45-51(OT)	L	71,025
9/28	SAN FRANCISCO	16-31	L	70,264
10/5	at New England	7-34	L	60,689
10/12	BUFFALO	27-14	W	49,467
10/19	L.A. RAIDERS	28-30	L	53,421
10/26	at Indianapolis	17-13	W	58,350
11/2	HOUSTON	28-7	W	43,804
11/10	at Cleveland	16-26	L	77,949
11/16	at Buffalo	34-24	W	76,474
11/24	N.Y. JETS	45-3	W	70,206
11/30	ATLANTA	14-20	L	53,762
12/7	at New Orleans	31-27	W	64,761
12/14	at L.A. Rams	37-31(OT)	W	62,629
12/22	NEW ENGLAND	27-34	L	74,516

TEAM STATISTICS	MIA.	OPP.
TOTAL FIRST DOWNS	351	337
By Rushing	84	144
By Passing	250	177
By Penalty	17	16
Third Down: Made/Att.	98/191	86/209
Fourth Down: Made/Att. ..	2/10	10/18
TOTAL NET YARDS.....	6324	6050
Average Per Game	395.3	378.1
Total Plays.....	1011	1058
Average Per Play.....	6.3	5.7
NET YARDS RUSHING	1545	2493
Average Per Game	96.6	155.8
Total Rushes	349	540
NET YARDS PASSING	4779	3557
Average Per Game	298.7	222.3
Tackled/Yards Lost.....	17/119	33/268
Gross Yards	4898	3825
Attempts/Completions.....	645/392	485/290
Completion Percentage.....	60.8	59.8
Had Intercepted	23	13
PUNTS/AVERAGE	56/44.2	64/41.4
PENALTIES/YARDS	72/609	82/594
FUMBLES/BALL LOST	37/14	32/16
TOUCHDOWNS	56	47
By Rushing	9	23
By Passing	46	22
By Returns	1	2

Score By Quarters	1	2	3	4	OT	Total
DOLPHINS	45	177	102	100	6	430
OPPONENTS	101	127	58	113	6	405

RUSHING	NO.	YDS.	AVG.	LG	TD
Hampton	186	830	4.5	54t	9
Davenport	75	314	4.2	35	0
Nathan	27	203	7.5	20	0
Bennett	36	162	4.5	16	0
Clayton	2	33	16.5	22	0
Carter	4	18	4.5	9	0
Ellis	3	6	2.0	2	0
Strock	1	0	0.0	0	0
Marino	12	-3	-0.3	13	0
Roby	2	-8	-4.0	0	0
Duper	1	-10	-10.0	-10	0
DOLPHINS	349	1545	4.4	54t	9
OPPONENTS	540	2493	4.6	47	23

RECEIVING	NO.	YDS.	AVG.	LG	TD
Duper	67	1313	19.6	85t	11

PASSING	ATT.	COMP.	YDS.	PCT.	TD	INT.	LG	SCK/LST	RATING
Marino	623	378	4746	60.7	44	23	85t	17/119	92.5
Strock	20	14	152	70.0	2	0	21	0/0	125.4
Jensen	2	0	0	0.0	0	0	0	0/0	39.6
DOLPHINS.....	645	392	4898	60.8	46	23	85t	17/119	93.3
OPPONENTS.....	485	290	3825	59.8	22	13	65t	33/268	88.7

Hampton	61	446	7.3	19	3
Clayton	60	1150	19.2	68t	10
Hardy	54	430	8.0	18t	5
Nathan	48	457	9.5	23t	2
N. Moore	38	431	11.3	38t	7
Davenport	20	177	8.9	27	1
Johnson	19	170	8.9	20	4
Pruitt	15	235	15.7	27	2
Jensen	5	50	10.0	20t	1
Bennett	4	33	8.3	13	0
Carter	1	6	6.0	6	0

DOLPHINS	392	4898	12.5	85t	46
OPPONENTS	290	3825	13.2	65t	22

INTERCEPTIONS	NO.	YDS.	AVG.	LG	TD
Rose	2	63	31.5	36	0
McNeal	2	46	23.0	29	0
G. Blackwood	2	10	5.0	7	0
Judson	2	0	0.0	0	0
L. Blackwood..	1	14	14.0	14	0
Offerdahl	1	14	14.0	14	0
B. Brown	1	3	3.0	3	0
Charles	1	2	2.0	2	0
Kozlowski	1	0	0.0	0	0

DOLPHINS	13	152	11.7	36	0
OPPONENTS	23	221	9.6	70t	1

PUNTING	NO.	YDS.	AVG.	LG	BK
Roby	56	2476	44.2	73	0
DOLPHINS	56	2476	44.2	73	0
OPPONENTS	64	2648	41.4	64	0

PUNT RET.	NO.	YDS.	AVG.	LG	TD
Ellis	24	149	6.2	17	0
Pruitt	11	150	13.6	71t	1
G. Blackwood	1	0	0.0	0	0
L. Blackwood..	1	0	0.0	0	0
Clayton	1	0	0.0	0	0
Thompson	1	0	0.0	0	0
N. Moore	1	-2	-2.0	-2	0

DOLPHINS	40	297	7.4	71t	1
OPPONENTS	23	200	8.7	34	0

KICKOFF RET.	NO.	YDS.	AVG.	LG	TD
Ellis	25	541	21.6	41	0
Davenport	16	285	17.8	37	0
Hampton	9	182	20.2	25	0
Carter	9	133	14.8	22	0
Hardy	3	39	13.0	16	0
L. Lee	1	5	5.0	5	0
Johnson	1	0	0.0	0	0
Toth	1	0	0.0	0	0

DOLPHINS	65	1185	18.2	41	0
OPPONENTS	53	997	18.8	40	0

SCORING	Ru	Pa	Rt	PAT	FG	S	TP
Revez	0	0	0	52/55	14/22	0	94
Hampton	9	3	0	0	0	0	72
Duper	0	11	0	0	0	0	66
Clayton	0	10	0	0	0	0	60
N. Moore	0	7	0	0	0	0	42
Hardy	0	5	0	0	0	0	30
Johnson	0	4	0	0	0	0	24
Pruitt	0	2	1	0	0	0	18
Nathan	0	2	0	0	0	0	12
Davenport	0	1	0	0	0	0	6
Jensen	0	1	0	0	0	0	6

DOLPHINS	9	46	1	52/55	14/22	0	430
OPPONENTS	23	22	2	45/46	26/31	0	405

FIELD GOALS	1-19	20-29	30-39	40-49	50+
Revez	1/1	5/5	4/6	3/8	1/2
DOLPHINS	1/1	5/5	4/6	3/8	1/2
OPPONENTS	2/2	6/7	12/14	6/6	0/2

SACKS	
M. Brown 5.0, Betters 4.0, H. Green 4.0, Little 4.0, J. Foster 3.0, Brudzinski 2.0, Offerdahl 2.0, Robinson 2.0, Turner 2.0, Shipp 1.0, Baumhower 1.0, M. Moore 1.0, Smith 1.0, Sochia 1.0.	
DOLPHINS 33.0, OPPONENTS 17.0	

STARTERS	
OFFENSE	
WR - Mark Duper (16)	
LT - Jon Giesler (7), Cleveland Green (5), Jeff Dellenbach (4)	
LG - Roy Foster (16)	
C - Dwight Stephenson (16)	
RG - Ronnie Lee (9), Larry Lee (5), Jeff Dellenbach (2)	
RT - Greg Koch (16)	
TE - Bruce Hardy (16)	
WR - Mark Clayton (14), Nat Moore (1)	
QB - Dan Marino (16)	
RB - Lorenzo Hampton (16)	
FB - Woody Bennett (14), Ron Davenport (2)	
2nd TE - Dan Johnson (1)	

DEFENSE	
LDE - *T.J. Turner (15), Doug Betters (1)	
NT - Bob Baumhower (12), Mike Charles (4)	
LOLB - Bob Brudzinski (16)	
LILB - Jackie Shipp (14), *Larry Kolic (2)	
RILB - *John Offerdahl (15), Andy Hendel (1)	
ROLB - Mark Brown (11), Hugh Green (3), David Frye (2)	
LCB - Paul Lankford (11), Reyna Thompson (4), Don McNeal (1)	
RCB - William Judson (16)	
SS - Glenn Blackwood (10), Lyle Blackwood (4), Bud Brown (1), Paul Lankford (1)	
FS - Bud Brown (14), Donovan Rose (2)	

* Indicates Rookie

1987 FINAL STATISTICS (8-7)

DATE	OPPONENT	SCORE	W/L	ATT.
9/13	at New England	21-28	L	54,642
9/20	at Indianapolis	23-10	W	57,524
10/4	at Seattle	20-24	L	19,448
10/11	KANSAS CITY	42-0	W	25,867
10/18	at N.Y. Jets	31-37(OT)	L	18,249
10/25	BUFFALO	31-34(OT)	L	61,295
11/1	PITTSBURGH	35-24	W	52,578
11/8	at Cincinnati	20-14	W	53,840
11/15	INDIANAPOLIS	21-40	L	65,433
11/22	at Dallas	20-14	W	56,519
11/29	at Buffalo	0-27	L	68,055
12/7	N.Y. JETS	37-28	W	62,592
12/13	at Philadelphia	28-10	W	63,841
12/20	WASHINGTON	23-21	W	65,715
12/28	NEW ENGLAND	10-24	L	61,192

TEAM STATISTICS	MIA.	OPP.
TOTAL FIRST DOWNS	331	314
By Rushing	109	115
By Passing	197	176
By Penalty	25	23
Third Down: Made/Att.	96/202	94/208
Fourth Down: Made/Att.	9/18	5/13
TOTAL NET YARDS	5538	5445
Average Per Game	369.2	363.0
Total Plays	1005	1013
Average Per Play	5.5	5.4
NET YARDS RUSHING	1662	2198
Average Per Game	110.8	146.5
Total Rushes	408	498
NET YARDS PASSING	3876	3247
Average Per Game	258.4	216.5
Tackled/Yards Lost	131/01	21/183
Gross Yards	3977	3430
Attempts/Completions	584/338	494/295
Completion Percentage	57.9	59.7
Had Intercepted	20	16
PUNTS/AVERAGE	63/38.5	71/38.8
PENALTIES/YARDS	76/634	103/850
FUMBLES/BALL LOST	37/17	32/16
TOUCHDOWNS	47	42
By Rushing	16	18
By Passing	29	21
By Returns	2	3

Score By Quarters	1	2	3	4	OT	Total
DOLPHINS	90	100	89	83	0	362
OPPONENTS	63	105	61	97	9	335

RUSHING	NO.	YDS.	AVG.	LG	TD
Stradford	145	619	4.3	51	6
Hampton	75	289	3.9	34	1
R. Scott	47	199	4.2	24	3
Davenport	32	114	3.6	27	1
W. Bennett	25	102	4.1	18	0
Mackey	17	98	5.8	17	2
Bailey	10	55	5.5	13	0
Konecny	6	46	7.7	19	0
Tagliaterri	13	45	3.5	7	1
Isom	9	41	4.6	8	1
Nathan	4	20	5.0	8	0
Jensen	4	18	4.5	9	0
Roth	3	10	3.3	9	0
Clayton	2	8	4.0	4	0
T. Brown	3	3	1.0	3	0
Roby	1	0	0.0	0	0
Marino	12	-5	-0.4	5t	1
DOLPHINS	408	1662	4.1	51	16
OPPONENTS	498	2198	4.4	31	18

RECEIVING	NO.	YDS.	AVG.	LG	TD
Stradford	48	457	9.5	34	1
Clayton	46	776	16.9	43	7
Duper	33	597	18.1	59t	8

Hardy	28	292	10.4	31	2
Davenport	27	249	9.2	29	1
Pruitt	26	404	15.5	37	3
Jensen	26	221	8.5	20	1
Hampton	23	223	9.7	24	0
Tagliaterri	12	117	9.8	27	0
Nathan	10	77	7.7	14	0
Douglas	9	92	10.2	17	1
Sampton	8	64	8.0	19	0
Chavis	7	108	15.4	27	0
Lewis	6	53	8.8	22	1
Konecny	6	26	4.3	10	0
Reilly	5	70	14.0	20	0
Da. Johnson	4	35	8.8	22	2
W. Bennett	4	18	4.5	6	0
Caterbone	2	46	23.0	30	0
W. Smith	2	13	6.5	8	1
R. Scott	2	7	3.5	5	0
Isom	1	11	11.0	11	0
Banks	1	10	10.0	10t	1
T. Brown	1	6	6.0	6	0
Farmer	1	5	5.0	5	0

DOLPHINS	338	3977	11.8	59t	29
OPPONENTS	295	3430	11.6	55	21

INTERCEPTIONS	NO.	YDS.	AVG.	LG	TD
Lankford	3	44	14.7	44	0
Blackwood	3	17	5.7	17	0
Randle	2	16	8.0	11	0
Hooper	2	11	5.5	11	0
Judson	2	11	5.5	10	0
Hobley	2	7	3.5	7	0
Sowell	1	29	29.0	29	0
B. Brown	1	0	0.0	0	0

DOLPHINS	16	135	8.4	44	0
OPPONENTS	20	298	14.9	68	2

PUNTING	NO.	YDS.	AVG.	LG	BK
Roby	32	1371	42.8	77	0
Hayes	7	274	39.1	51	1
Gore	14	502	35.9	60	0
Strock	9	277	30.8	44	0
DOLPHINS	63	2424	38.5	77	1
OPPONENTS	71	2753	38.8	73	0

PUNT RET.	NO.	YDS.	AVG.	LG	TD
Schwedes	24	203	8.5	31	0
Caterbone	9	78	8.7	21	0
B. Brown	2	8	4.0	8	0
Blackwood	1	1	1.0	1	0
Hooper	1	0	0.0	0	0

DOLPHINS	37	209	7.8	31	0
OPPONENTS	26	141	5.4	15	0

KICKOFF RET.	NO.	YDS.	AVG.	LG	TD
Hampton	16	304	19.0	32	0
Stradford	14	258	18.4	32	0
Schwedes	9	177	19.7	34	0
Hardy	5	62	12.4	18	0
Farmer	3	56	18.7	23	0
Roth	2	49	24.5	26	0
Da. Johnson	2	13	6.5	10	0
R. Scott	1	22	22.0	22	0
Isom	1	11	11.0	11	0
Lewis	1	0	0.0	0	0

DOLPHINS	54	952	17.6	34	0
OPPONENTS	67	1222	18.2	47	0

SCORING	Ru	Pa	Rt	PAT	FG	S	TP
Reveiz	0	0	0	28/30	9/11	0	55
Duper	0	8	0	0	0	0	48
Clayton	0	7	0	0	0	0	42
Stradford	6	1	0	0	0	0	42
Beecher	0	0	0	12/12	3/4	0	21

Pruitt	0	3	0	0	0	0	18
R. Scott	3	0	0	0	0	0	18
Davenport	1	1	0	0	0	0	12
Hardy	0	2	0	0	0	0	12
Da. Johnson	0	2	0	0	0	0	12
Mackey	2	0	0	0	0	0	12
Banks	0	1	0	0	0	0	6
Douglas	0	1	0	0	0	0	6
Hampton	1	0	0	0	0	0	6
Hobley	0	0	1	0	0	0	6
Hooper	0	0	1	0	0	0	6
Isom	1	0	0	0	0	0	6
Jensen	0	1	0	0	0	0	6
Lewis	0	1	0	0	0	0	6
Marino	1	0	0	0	0	0	6
W. Smith	0	1	0	0	0	0	6
Tagliaterri	1	0	0	0	0	0	6
Triffin	0	0	0	4/4	0/1	0	6

DOLPHINS	16	29	2	44/47	12/16	0	362
OPPONENTS	18	21	3	41/47	14/22	0	335

FIELD GOALS	1-19	20-29	30-39	40-49	50+
Reveiz	1/1	2/2	2/2	4/6	0/0
Beecher	1/1	0/0	1/1	1/2	0/0
Triffin	0/0	0/0	0/0	0/1	0/0

DOLPHINS	2/2	2/2	3/3	5/9	0/0
OPPONENTS	0/0	7/8	4/7	2/5	1/2

SACKS

Turner 4.0, Sochia 3.5, Bosa 3.0, Readon 2.0, Lambrecht 1.5, Offerdahl 1.5, M. Brown 1.0, Brudzinski 1.0, Frye 1.0, Graf 1.0, S. Scott 1.0, Wimberly 0.5.

DOLPHINS 21.0, OPPONENTS 13.0

STARTERS

OFFENSE

WR - Mark Duper (11), *Leland Douglas (2), James Pruitt (1), Darnell Reilly (1)
 LT - Jon Giesler (9), Jeff Dellenbach (3), *Scott Kehoe (3)
 LG - Roy Foster (12), Jeff Wiska (3)
 C - Dwight Stephenson (9), Jeff Dellenbach (3), Greg Ours (3)
 RG - Tom Toth (12), Jim Gilmore (2), Louis Oubre (1)
 RT - Ronnie Lee (9), Bill Beales (3), *Mark Dennis (2), Greg Koch (1)
 TE - Bruce Hardy (12), Lawrence Sampton (3)
 WR - Mark Clayton (12), Mike Caterbone (1), *Eddie Chavis (1)
 QB - Dan Marino (12), Kyle Mackey (3)
 RB - Lorenzo Hampton (6), *Troy Stradford (5), *Ronald Scott (2), John Tagliaterri (1)
 FB - Woody Bennett (11), Ron Davenport (1), Clarence Bailey (1), Ricky Isom (1)
 2nd TE - David Lewis (3)

DEFENSE

LDE - T.J. Turner (12), Derek Wimberly (3)
 NT - Brian Sochia (12), *Mike Lambrecht (3)
 RDE - *John Bosa (12), Charles Bennett (3)
 LOLB - Bob Brudzinski (7), *Rick Graf (5), Dennis Fowlkes (3)
 LILB - Jackie Shipp (12), *Victor Morris (3)
 RILB - John Offerdahl (9), Mark Brown (3), *Tim Pidgeon (3)
 ROLB - Mark Brown (9), Duke Schamel (3), Bob Brudzinski (1), David Frye (1), Hugh Green (1)
 LCB - Paul Lankford (14), Robert Sowell (3), Reyna Thompson (1)
 RCB - William Judson (12), Trell Hooper (2), John Swain (1)
 SS - Glenn Blackwood (8), Liffort Hobley (4), Demetrius Johnson (2), Tate Randle (1)
 FS - Bud Brown (8), Lyle Blackwood (2), Liffort Hobley (2), Trell Hooper (1), Donovan Rose (1), Paul Lankford (1)

* Indicates Rookie

PASSING	ATT.	COMP.	YDS.	PCT.	TD	INT.	LG	SCK/LST	RATING
Marino	444	263	3245	59.2	26	13	59t	9/77	89.2
Mackey	109	57	604	52.3	3	5	30	4/24	58.8
Strock	23	13	114	56.5	0	1	26	0/0	51.7
Stankavage	7	4	8	57.1	0	1	8	0/0	22.6
Stradford	1	1	6	100.0	0	0	6	0/0	91.7
DOLPHINS	584	338	3977	57.9	29	20	59t	13/101	81.0
OPPONENTS	494	295	3430	59.7	21	16	55	21/183	81.5

1988 FINAL STATISTICS (6-10)

DATE	OPPONENT	SCORE	W/L	ATT.
9/4	at Chicago	7-34	L	63,330
9/11	at Buffalo	6-9	L	79,520
9/18	GREEN BAY	24-17	W	54,409
9/25	at Indianapolis	13-15	L	59,638
10/2	MINNESOTA	24-7	W	59,867
10/9	at L.A. Raiders	24-14	W	50,751
10/16	SAN DIEGO	31-28	W	58,972
10/23	N.Y. JETS	30-44	L	68,292
10/30	at Tampa Bay	17-14	W	67,352
11/6	at New England	10-21	L	60,840
11/14	BUFFALO	6-31	L	67,091
11/20	NEW ENGLAND	3-6	L	53,526
11/27	at N.Y. Jets	34-38	L	52,752
12/4	INDIANAPOLIS	28-31	L	45,236
12/12	CLEVELAND	38-31	W	61,884
12/18	at Pittsburgh	24-40	L	36,051

TEAM STATISTICS	MIA.	OPP.
TOTAL FIRST DOWNS	321	359
By Rushing	77	155
By Passing	218	173
By Penalty	26	31
Third Down: Made/Att.	71/184	101/207
Fourth Down: Made/Att.	7/16	6/13
TOTAL NET YARDS	5721	5781
Average Per Game	357.6	361.3
Total Plays	963	1072
Average Per Play	5.9	5.4
NET YARDS RUSHING	1205	2506
Average Per Game	75.3	156.6
Total Rushes	335	557
NET YARDS PASSING	4516	3275
Average Per Game	282.3	204.7
Tackled/Yards Lost.	7/41	24/167
Gross Yards	4557	3442
Attempts/Completions.	621/363	491/298
Completion Percentage	58.5	60.7
Had Intercepted	23	16
PUNTS/AVERAGE	64/43.0	58/41.8
PENALTIES/YARDS	99/845	103/734
FUMBLES/BALL LOST	26/12	31/15
TOUCHDOWNS	41	45
By Rushing	11	22
By Passing	29	19
By Returns	1	4

Score By Quarters	1	2	3	4	OT	Total
DOLPHINS	72	97	88	62	0	319
OPPONENTS	51	159	69	101	0	380

RUSHING	NO.	YDS.	AVG.	LG	TD
Hampton	117	414	3.5	33	9
Stradford	95	335	3.5	18	2
Davenport	55	273	5.0	64	0
Bennett	31	115	3.7	12	0
Jensen	10	68	6.8	23	0
Cribbs	5	21	4.2	11	0
Clayton	1	4	4.0	4	0
Edmunds	1	-8	-8.0	-8	0
Marino	20	-17	-0.9	6	0
DOLPHINS	335	1205	3.6	64	11
OPPONENTS	557	2506	4.5	44	22

RECEIVING	NO.	YDS.	AVG.	LG	TD
Clayton	86	1129	13.1	45t	14
Jensen	58	652	11.2	31	5
Stradford	56	426	7.6	36	1

PASSING	ATT.	COMP.	YDS.	PCT.	TD	INT.	LG	SCK/LST	RATING
Marino	606	354	4434	58.4	28	23	80t	6/31	80.8
Jaworski	14	9	123	64.3	1	0	22	1/10	116.1
Stradford	1	0	0	0.0	0	0	0	0/0	39.6
DOLPHINS	621	363	4557	58.5	29	23	80t	7/41	81.5
OPPONENTS	491	298	3442	60.7	19	16	47	24/167	81.2

Duper	39	626	16.1	56	1
Edmunds	33	575	17.4	80t	3
Davenport	30	282	9.4	27	0
Banks	23	430	18.7	55	2
Hampton	23	204	8.9	39t	3
Schwedes	6	130	21.7	42	0
Hardy	4	46	11.5	19	0
Pruitt	2	38	19.0	19	0
Bennett	2	16	8.0	12	0
Kinchen	1	3	3.0	3	0

DOLPHINS	363	4557	12.6	80t	29
OPPONENTS	298	3442	11.6	47	19

INTERCEPTIONS	NO.	YDS.	AVG.	LG	TD
Williams	4	62	15.5	23	0
Judson	4	57	14.3	52	0
M. Brown	2	13	6.5	13	0
Offerdahl	2	2	1.0	2	0
Thomas	1	48	48.0	48	0
McNeal	1	23	23.0	23	0
Graf	1	14	14.0	14	0
Lankford	1	0	0.0	0	0

DOLPHINS	16	219	13.7	52	0
OPPONENTS	23	399	17.3	78t	4

PUNTING	NO.	YDS.	AVG.	LG	BK
Roby	64	2754	43.0	64	0
DOLPHINS	64	2754	43.0	64	0
OPPONENTS	58	2427	41.8	66	1

PUNT RET.	NO.	YDS.	AVG.	LG	TD
Schwedes	24	230	9.6	36	0
Williams	3	29	9.7	14	0
DOLPHINS	27	259	9.6	36	0
OPPONENTS	35	318	9.1	31	0

KICKOFF RET.	NO.	YDS.	AVG.	LG	TD
Cribbs	41	863	21.0	44	0
Hampton	9	216	24.0	37	0
Williams	8	159	19.9	27	0
Schwedes	3	49	16.3	25	0
Davenport	2	41	20.5	21	0
Edmunds	1	20	20.0	20	0
Hardy	1	17	17.0	17	0
DOLPHINS	65	1365	21.0	44	0
OPPONENTS	53	1109	20.9	57	0

SCORING	Ru	Pa	Rt	PAT	FG	S	TP
Clayton	0	14	0	0	0	0	84
Hampton	9	3	0	0	0	0	72
Reveiz	0	0	0	31/32	8/12	0	55
Jensen	0	5	0	0	0	0	30
Edmunds	0	3	0	0	0	0	18
Franklin	0	0	0	6/7	4/11	0	18
Stradford	2	1	0	0	0	0	18
Banks	0	2	0	0	0	0	12
Duper	0	1	0	0	0	0	6
Hobley	0	0	1	0	0	0	6
DOLPHINS	11	29	1	37/41	12/23	0	319
OPPONENTS	22	19	4	44/45	22/28	0	380

FIELD GOALS	1-19	20-29	30-39	40-49	50+
Reveiz	0/0	4/4	3/4	1/2	0/2
Franklin	0/0	1/2	2/4	0/1	1/4
DOLPHINS	0/0	5/6	5/8	1/3	1/6
OPPONENTS ..	0/0	6/6	10/11	4/7	2/4

SACKS
Turner 5.0, Sochia 4.5, Cline 4.0, Kumerow 3.0, Green 2.5, Bosa 2.0, Graf 1.0, Lankford 1.0, M. Brown 0.5, Offerdahl 0.5.

DOLPHINS 24.0, OPPONENTS 7.0

STARTERS
OFFENSE
WR - Mark Duper (13), Fred Banks (2), Scott Schwedes (1)
LT - Jon Giesler (9), Mark Dennis (7), LG - Roy Foster (15), Harry Galbreath (1)
C - Jeff Dellenbach (16)
RG - Harry Galbreath (12), Tom Toth (4)
RT - Ronnie Lee (16)
TE - Ferrell Edmunds (14), Bruce Hardy (2)
WR - Mark Clayton (16)
QB - Dan Marino (16)
RB - Lorenzo Hampton (10), Troy Stradford (6)
FB - Woody Bennett (7), Ron Davenport (5), Jim Jensen (4)

DEFENSE
LDE - T.J. Turner (16)
NT - Brian Sochia (16)
RDE - Jackie Cline (9), John Bosa (6), Jeff Cross (1)
LOLB - Rick Graf (16)
LILB - Mark Brown (12), Jackie Shipp (4)
ROLB - Hugh Green (16)
RILB - John Offerdahl (16)
LCB - Paul Lankford (10), Don McNeal (3), Reyna Thompson (2), Rodney Thomas (1)
RCB - William Judson (16)
SS - Liffort Hobley (13), Bud Brown (3)
FS - Jarvis Williams (16)

* Indicates Rookie

1989 FINAL STATISTICS (8-8)

DATE	OPPONENT	SCORE	W/L	ATT.
9/10	BUFFALO	24-27	L	54,541
9/17	at New England	24-10	W	57,043
9/24	N.Y. JETS	33-40	L	65,908
10/1	at Houston	7-39	L	53,326
10/8	CLEVELAND	13-10(OT)	W	58,444
10/15	at Cincinnati	20-13	W	58,184
10/22	GREEN BAY	23-20	W	56,624
10/29	at Buffalo	17-31	L	80,208
11/5	INDIANAPOLIS	19-13	W	52,680
11/12	at N.Y. Jets	31-23	W	65,923
11/19	at Dallas	17-14	W	56,044
11/26	PITTSBURGH	14-34	L	59,936
12/3	at Kansas City	21-26	L	54,610
12/10	NEW ENGLAND	31-10	W	55,918
12/17	at Indianapolis	13-42	L	55,665
12/24	KANSAS CITY	24-27	L	43,612

TEAM STATISTICS	MIA.	OPP.
TOTAL FIRST DOWNS	311	337
By Rushing	88	139
By Passing	202	180
By Penalty	21	18
Third Down: Made/Att.	101/209	67/194
Fourth Down: Made/Att.	7/14	8/21
TOTAL NET YARDS.....	5546	5696
Average Per Game	346.6	356.0
Total Plays	1011	1045
Average Per Play.....	5.5	5.5
NET YARDS RUSHING	1330	2153
Average Per Game	83.1	134.6
Total Rushes	400	493
NET YARDS PASSING	4216	3543
Average Per Game	263.5	221.4
Tackled/Yards Lost.	10/86	39/268
Gross Yards	4302	3811
Attempts/Completions.	601/331	513/315
Completion Percentage.....	55.1	61.4
Had Intercepted	25	15
PUNTS/AVERAGE	59/41.7	62/39.0
PENALTIES/YARDS	83/614	106/831
FUMBLES/BALL LOST	30/16	19/8
TOUCHDOWNS	39	43
By Rushing	10	19
By Passing	26	21
By Returns	3	3

Score By Quarters	1	2	3	4	OT	Total
DOLPHINS	78	96	73	81	3	331
OPPONENTS	57	128	77	117	0	379

RUSHING	NO.	YDS.	AVG.	LG	TD
Smith	200	659	3.3	25	6
Stradford	66	240	3.6	13	1
Logan	57	201	3.5	14	0
Davenport	14	56	4.0	9	1
Jensen	8	50	6.3	14	0
Hampton	17	47	2.8	9	0
Secules	4	39	9.8	17	0
T. Brown	13	26	2.0	6	0
Faola	2	10	5.0	5	0
Clayton	3	9	3.0	11	0
Roby	2	0	0.0	0	0
Marino	14	-7	-0.5	2	2
DOLPHINS	400	1330	3.3	25	10
OPPONENTS	493	2153	4.4	33	19

RECEIVING	NO.	YDS.	AVG.	LG	TD
Clayton	64	1011	15.8	78t	9
Jensen	61	557	9.1	20	6
Duper	49	717	14.6	41	1
Edmunds	32	382	11.9	30	3
Banks	30	520	17.3	61	1
Stradford	25	233	9.3	32	0
A. Brown	24	410	17.1	48t	5
T. Brown	13	117	9.0	23	0
Hampton	8	25	3.1	12	0
Schwedes	7	174	24.9	65t	1
Smith	7	81	11.6	34	0
Logan	5	34	6.8	11	0
Davenport	3	19	6.3	9	0
Kinchen	1	12	12.0	12	0
Faola	1	8	8.0	8	0
Hardy	1	2	2.0	2	0
DOLPHINS	331	4302	13.0	78t	26
OPPONENTS	315	3811	12.1	63t	21

INTERCEPTIONS	NO.	YDS.	AVG.	LG	TD
Oliver	4	32	8.0	23	0
McNeal	3	-6	-2.0	0	0
Williams	2	43	21.5	24	0
Judson	2	31	15.5	28	0
Thomas	2	4	2.0	4	0
Hobley	1	22	22.0	22	0
Lankford	1	0	0.0	0	0
DOLPHINS	15	126	8.4	28	0
OPPONENTS	25	335	13.4	48	1

PUNTING	NO.	YDS.	AVG.	LG	BK
Roby	58	2458	42.4	58	1
DOLPHINS	59	2458	41.7	58	1
OPPONENTS	62	2416	39.0	63	1

PUNT RET.	NO.	YDS.	AVG.	LG	TD
Schwedes	18	210	11.7	70t	1
Stradford	14	129	9.2	19	0
Gibson	1	-1	-1.0	-1	0
DOLPHINS	33	338	10.2	70t	1
OPPONENTS	26	256	9.8	18	0

KICKOFF RET.	NO.	YDS.	AVG.	LG	TD
Logan	24	613	25.5	97t	1
Hampton	17	303	17.8	34	0
Reaves	6	84	14.0	22	0
Schwedes	3	24	8.0	13	0
Faola	2	30	15.0	17	0
Kinchen	2	26	13.0	17	0
A. Brown	2	9	4.5	9	0
Williams	1	21	21.0	21	0
Davenport	1	19	19.0	19	0
Ahrens	1	10	10.0	10	0
Goode	1	8	8.0	8	0
Brudzinski	1	6	6.0	6	0
DOLPHINS	61	1153	18.9	97t	1
OPPONENTS	63	1215	19.3	40	0

SCORING	Ru	Pa	Rt	PAT	FG	S	TP
Stoyanovich....	0	0	0	38/39	19/26	0	95
Clayton	0	9	0	0	0	0	54
Jensen	0	6	0	0	0	0	36
Smith	6	0	0	0	0	0	36
A. Brown	0	5	0	0	0	0	30
Edmunds	0	3	0	0	0	0	18

Logan	0	0	2	0	0	0	12
Marino	2	0	0	0	0	0	12
Schwedes	0	1	1	0	0	0	12
Banks	0	1	0	0	0	0	6
Davenport	1	0	0	0	0	0	6
Duper	0	1	0	0	0	0	6
Stradford	1	0	0	0	0	0	6
Team	0	0	0	0	0	1	2

DOLPHINS	10	26	3	38/39	19/26	1	331
OPPONENTS	19	21	3	42/43	25/33	2	379

FIELD GOALS	1-19	20-29	30-39	40-49	50+
Stoyanovich	1/1	8/8	5/6	4/8	1/3
DOLPHINS	1/1	8/8	5/6	4/8	1/3
OPPONENTS ...	1/1	8/8	10/12	5/9	1/3

SACKS	1-19	20-29	30-39	40-49	50+
Cross 10.0, Green 7.5, Sochia 5.0, Bosa 2.0, Kumerow 2.0, Offerdahl 1.5, Ahrens 1.0, Cline 1.0, Frye 1.0, Graf 1.0, Hobley 1.0, Junior 1.0, Krauss 1.0, Lankford 1.0, Thomas 1.0, Williams 1.0, TEAM 1.0.					
DOLPHINS 39.0, OPPONENTS 10.0					

STARTERS	OFFENSE
WR - Mark Duper (14), Fred Banks (2)	
LT - Jeff Dellenbach (15), Louis Cheek (1)	
LG - Roy Foster (16)	
C - Jeff Ulhenhake (15), Jeff Dellenbach (1)	
RG - Harry Galbreath (14), Tom Toth (2)	
RT - Ronnie Lee (15), Mark Dennis (1)	
WR - Mark Clayton (15), Fred Banks (1)	
QB - Dan Marino (16)	
RB - *Sammie Smith (12), Troy Stradford (4)	
FB - Tom Brown (7), Marc Logan (4), Ron Davenport (3), Jim Jensen (1), Nuua Faola (1)	

DEFENSE
LDE - T.J. Turner (11), John Bosa (3), Jackie Cline (2)
NT - Brian Sochia (16)
RDE - Jeff Cross (16)
LOLB - E.J. Junior (12), Rick Graf (4)
LILB - John Offerdahl (8), David Ahrens (8)
RILB - Barry Krauss (12), Greg Clark (4)
ROLB - Hugh Green (16)
LCB - Paul Lankford (16)
RCB - William Judson (14), Rodney Thomas (2)
SS - Jarvis Williams (16)
FS - *Louis Oliver (13), Liffort Hobley (3)

* Indicates Rookie

PASSING	ATT.	COMP.	YDS.	PCT.	TD	INT.	LG	SCK/LST	RATING
Marino	550	308	3997	56.0	24	22	78t	10/86	76.9
Secules	50	22	286	44.0	1	3	44t	0/0	44.3
Jensen	1	1	19	100.0	1	0	19t	0/0	158.3
DOLPHINS	601	331	4302	55.1	26	25	78t	10/86	74.9
OPPONENTS	513	315	3811	61.4	21	15	63t	39/268	85.7

1990 FINAL STATISTICS (12-4)

DATE	OPPONENT	SCORE	W/L	ATT.
9/9	at New England	27-24	W	45,305
9/16	BUFFALO	30-7	W	68,142
9/23	at N.Y. Giants	3-20	L	76,483
9/30	at Pittsburgh	28-6	W	54,691
10/7	N.Y. JETS	20-16	W	69,678
10/18	NEW ENGLAND	17-10	W	62,630
10/28	at Indianapolis	27-7	W	59,213
11/4	PHOENIX	23-3	W	54,924
11/11	at N.Y. Jets	17-3	W	68,362
11/19	L.A. RAIDERS	10-13	L	70,553
11/25	at Cleveland	30-13	W	70,225
12/2	at Washington	20-42	L	53,599
12/9	PHILADELPHIA	23-20(OT)	W	67,034
12/16	SEATTLE	24-17	W	57,851
12/23	at Buffalo	14-24	L	80,235
12/30	INDIANAPOLIS	23-17	W	59,547

TEAM STATISTICS	MIA.	OPP.
TOTAL FIRST DOWNS	303	268
By Rushing	90	110
By Passing	190	145
By Penalty	23	13
Third Down: Made/Att.	88/206	79/207
Fourth Down: Made/Att. ..	10/13	7/18
TOTAL NET YARDS	5047	4547
Average Per Game	315.4	284.2
Total Plays	975	968
Average Per Play	5.2	4.7
NET YARDS RUSHING	1535	1831
Average Per Game	95.9	114.4
Total Rushes	420	461
NET YARDS PASSING	3512	2716
Average Per Game	219.5	169.8
Tackled/Yards Lost.	16/99	45/348
Gross Yards	3611	3064
Attempts/Completions.	539/310	462/257
Completion Percentage	57.5	55.6
Had Intercepted	12	19
PUNTS/AVERAGE	72/42.0	75/40.0
PENALTIES/YARDS	64/486	95/759
FUMBLES/BALL LOST	33/15	23/8
TOUCHDOWNS	39	26
By Rushing	13	11
By Passing	21	14
By Returns	5	1

Score By Quarters	1	2	3	4	OT	Total
DOLPHINS	60	113	77	83	3	336
OPPONENTS	30	108	39	65	0	242

RUSHING	NO.	YDS.	AVG.	LG	TD
Smith	226	831	3.7	33	8
Logan	79	317	4.0	17	2
Stradford	37	138	3.7	15	1
Paige	32	95	3.0	11	2
Higgs	10	67	6.7	27	0
Secules	8	34	4.3	17	0
Marino	16	29	1.8	15	0
Limbrick	5	14	2.8	5	0
Martin	1	8	8.0	8	0
Jensen	4	6	1.5	2	0
Banks	1	3	3.0	3	0
Edmunds	1	-7	-7.0	-7	0
DOLPHINS	420	1535	3.7	33	13
OPPONENTS	461	1831	4.0	39	11

RECEIVING	NO.	YDS.	AVG.	LG	TD
Duper	52	810	15.6	69t	5
Jensen	44	365	8.3	18	1
Paige	35	247	7.1	17t	4
Clayton	32	406	12.7	43	3
Edmunds	31	446	14.4	35	1
Stradford	30	257	8.6	23	0
Martin	29	388	13.4	45	2
Pruitt	13	235	18.1	35t	3
Banks	13	131	10.1	23	0
Smith	11	134	12.2	53t	1
Logan	7	54	7.7	12	0
Schwedes	6	66	11.0	19	1
Limbrick	4	23	5.8	9	0
A. Brown	3	49	16.3	24	0
DOLPHINS	310	3611	11.6	69t	21
OPPONENTS	257	3064	11.9	64t	14

INTERCEPTIONS	NO.	YDS.	AVG.	LG	TD
Oliver	5	87	17.4	35	0
Williams	5	82	16.4	42t	1
McKyer	4	40	10.0	21	0
Glenn	2	31	15.5	31t	1
Offerdahl	1	28	28.0	28	0
Hobley	1	15	15.0	15	0
Kumerow	1	5	5.0	5	0
DOLPHINS	19	288	15.2	42t	2
OPPONENTS	12	184	15.3	73	0

PUNTING	NO.	YDS.	AVG.	LG	BK
Roby	72	3022	42.0	62	0
DOLPHINS	72	3022	42.0	62	0
OPPONENTS	75	3001	40.0	63	1

PUNT RET.	NO.	YDS.	AVG.	LG	TD
Martin	26	140	5.4	35	0
Schwedes	9	89	9.9	23	0
Stradford	3	4	1.3	4	0
Williams	1	0	0.0	0	0
DOLPHINS	39	233	6.0	35	0
OPPONENTS	40	397	9.9	36	0

KICKOFF RET.	NO.	YDS.	AVG.	LG	TD
Logan	20	367	18.4	35	0
Higgs	10	210	21.0	30	0
Stradford	3	56	18.7	21	0
Schwedes	2	52	26.0	30	0
Collins	2	30	15.0	30	0
Adams	2	16	8.0	10	0
Paige	1	18	18.0	18	0
Kinchen	1	16	16.0	16	0
Sims	1	9	9.0	9	0
Graf	1	6	6.0	6	0
DOLPHINS	43	780	18.1	35	0
OPPONENTS	53	1092	20.6	38	0

SCORING	Ru	Pa	Rt	PAT	FG	S	TP
Stoyanovich	0	0	0	37/37	21/25	0	100
Smith	8	1	0	0	0	0	54
Paige	2	4	0	0	0	0	36
Duper	0	5	0	0	0	0	30
Clayton	0	3	0	0	0	0	18
Pruitt	0	3	0	0	0	0	18
Logan	2	0	0	0	0	0	12
Martin	0	2	0	0	0	0	12
Edmunds	0	1	0	0	0	0	6

Glenn	0	0	1	0	0	0	6
Higgs	0	0	1	0	0	0	6
Jensen	0	1	0	0	0	0	6
Odum	0	0	1	0	0	0	6
Schwedes	0	1	0	0	0	0	6
Sochia	0	0	1	0	0	0	6
Stradford	1	0	0	0	0	0	6
Williams	0	0	1	0	0	0	6
Team	0	0	0	0	0	1	2

DOLPHINS	13	21	5	37/37	21/25	1	336
OPPONENTS	11	14	1	26/26	20/29	0	242

FIELD GOALS	1-19	20-29	30-39	40-49	50+
Stoyanovich	2/2	7/8	6/7	4/5	2/3
DOLPHINS	2/2	7/8	6/7	4/5	2/3
OPPONENTS	1/1	6/6	4/9	7/8	2/5

SACKS	1-19	20-29	30-39	40-49	50+
Stoyanovich	2/2	7/8	6/7	4/5	2/3
DOLPHINS	2/2	7/8	6/7	4/5	2/3
OPPONENTS	1/1	6/6	4/9	7/8	2/5

DOLPHINS 45.0, OPPONENTS 16.0

STARTERS
OFFENSE
WR - Mark Duper (15), Jim Jensen (1)
LT - *Richmond Webb (16)
LG - *Keith Sims (13), Roy Foster (3)
C - Jeff Ulhenhake (16)
RG - Harry Galbreath (16)
RT - Mark Dennis (16)
TE - Ferrell Edmunds (16)
WR - Mark Clayton (10), Tony Martin (5), Fred Banks (1)
QB - Dan Marino (16)
RB - Sammie Smith (16)
FB - Tony Paige (13), Garrett Limbrick (2), Jim Jensen (1)

DEFENSE
LDE - T.J. Turner (12), Brian Sochia (2), Karl Wilson (2)
NT - Shawn Lee (10), *Alfred Oglesby (6)
RDE - Jeff Cross (16)
LDE - David Griggs (16)
LILB - John Offerdahl (16)
RILB - Cliff Odom (16)
ROLB - Hugh Green (16)
LCB - Tim McKyer (16)
RCB - J.B. Brown (16)
SS - Jarvis Williams (16)
FS - Louis Oliver (16)

* Indicates Rookie

PASSING	ATT.	COMP.	YDS.	PCT.	TD	INT.	LG	SCK/LST	RATING
Marino	531	306	3563	57.6	21	11	69t	15/90	82.6
Secules	7	3	17	42.9	0	1	8	1/9	10.7
Jensen	1	1	31	100.0	0	0	31	0/0	118.8
DOLPHINS	539	310	3611	57.5	21	12	69t	16/99	81.6
OPPONENTS	462	257	3064	55.6	14	19	64t	45/348	69.0

1991 FINAL STATISTICS (8-8)

DATE	OPPONENT	SCORE	W/L	ATT.
9/1	at Buffalo	31-35	L	80,252
9/8	INDIANAPOLIS	17-6	W	51,155
9/15	at Detroit	13-17	L	56,896
9/22	GREEN BAY	16-13	W	56,583
9/29	at N.Y. Jets	23-41	L	71,170
10/6	at New England	20-10	W	49,749
10/13	at Kansas City	7-42	L	76,021
10/20	HOUSTON	13-17	L	60,705
11/3	at Indianapolis	10-6	W	55,899
11/10	NEW ENGLAND	30-20	W	56,065
11/18	BUFFALO	27-41	L	71,062
11/24	at Chicago	16-13(OT)	W	58,288
12/1	TAMPA BAY	33-14	W	51,036
12/9	CINCINNATI	37-13	W	60,616
12/15	at San Diego	30-38	L	47,731
12/22	N.Y. JETS	20-23(OT)	L	69,636

TEAM STATISTICS	MIA.	OPP.
TOTAL FIRST DOWNS	312	327
By Rushing	91	133
By Passing	205	177
By Penalty	16	17
Third Down: Made/Att.	84/205	103/210
Fourth Down: Made/Att.	10/13	6/10
TOTAL NET YARDS	5241	5406
Average Per Game	327.6	337.6
Total Plays	970	1019
Average Per Play	5.4	5.3
NET YARDS RUSHING	1352	2301
Average Per Game	84.5	143.8
Total Rushes	379	499
NET YARDS PASSING	3889	3105
Average Per Game	243.1	194.1
Tackled/Yards Lost	28/188	35/248
Gross Yards	4077	3353
Attempts/Completions	563/327	485/300
Completion Percentage	58.1	61.9
Had Intercepted	14	12
PUNTS/AVERAGE	57/44.8	65/39.8
PENALTIES/YARDS	62/516	91/684
FUMBLES/BALL LOST	23/14	19/9
TOUCHDOWNS	35	40
By Rushing	8	17
By Passing	26	18
By Returns	1	5

Score By Quarters	1	2	3	4	OT	Total
DOLPHINS	55	119	51	115	3	343
OPPONENTS	65	100	75	106	3	349

RUSHING	NO.	YDS.	AVG.	LG	TD
Higgs	231	905	3.9	24	4
S. Smith	83	297	3.6	18	1
Craver	20	58	2.9	7	1
Marino	27	32	1.2	11	1
Secules	4	30	7.5	12	1
Paige	10	25	2.5	6	0
Logan	4	5	1.3	2	0
DOLPHINS	379	1352	3.6	24	8
OPPONENTS	499	2301	4.6	63	17

RECEIVING	NO.	YDS.	AVG.	LG	TD
Duper	70	1085	15.5	43	5
Clayton	70	1053	15.0	43	12
Paige	57	469	8.2	26	1
Martin	27	434	16.1	54	2
Jensen	21	183	8.7	19	2

PASSING	ATT.	COMP.	YDS.	PCT.	TD	INT.	LG	SCK/LST	RATING
Marino	549	318	3970	57.9	25	13	54	27/182	85.8
Secules	13	8	90	61.5	1	1	17	1/6	75.8
Jensen	1	1	17	100.0	0	0	17	0/0	118.8
DOLPHINS	563	327	4077	58.1	26	14	54	28/188	85.7
OPPONENTS	485	300	3353	61.9	18	12	54	35/348	84.5

Baty	20	269	13.5	30	1
S. Smith	14	95	6.8	12	0
Edmunds	11	118	10.7	22	2
Higgs	11	80	7.3	13	0
Banks	9	119	13.2	25	1
Craver	8	67	8.4	25	0
Miller	4	49	12.3	15	0
Pruitt	2	30	15.0	24	0
Henry	2	17	8.5	9	0
Sims	1	9	9.0	9	0

DOLPHINS	327	4077	12.5	54	26
OPPONENTS	300	3353	11.2	54	18

INTERCEPTIONS	NO.	YDS.	AVG.	LG	TD
Oliver	5	80	16.0	37	0
Harden	2	39	19.5	22	0
Lee	1	14	14.0	14	0
Reichenbach ..	1	2	2.0	2	0
Brown	1	0	0.0	0	0
J. Williams	1	0	0.0	0	0
Odum	1	0	0.0	0	0

DOLPHINS	12	135	11.3	37	0
OPPONENTS	14	217	15.5	83	2

PUNTING	NO.	YDS.	AVG.	LG	BK
Roby	54	2466	45.7	64	1
Stoyanovich	2	85	42.5	49	0

DOLPHINS	56	2551	44.8	64	1
OPPONENTS	65	2588	39.8	61	2

PUNT RET.	NO.	YDS.	AVG.	LG	TD
Miller	28	248	8.9	32	0
Martin	1	10	10.0	10	0
Junior	1	0	0.0	0	0

DOLPHINS	30	258	8.6	32	0
OPPONENTS	30	332	11.1	39	0

KICKOFF RET.	NO.	YDS.	AVG.	LG	TD
Craver	32	615	19.2	49	0
Logan	12	191	15.9	31	0
Paige	2	31	15.5	16	0
Hill	1	33	33.0	33	0
Henry	1	13	13.0	13	0
J. Williams	1	7	7.0	7	0
Dellenbach	1	0	0.0	0	0

DOLPHINS	50	890	17.8	49	0
OPPONENTS	66	1270	19.2	39	0

SCORING	Ru	Pa	Rt	PAT	FG	S	TP
Stoyanovich	0	0	0	28/29	31/37	0	121
Clayton	0	12	0	0	0	0	72
Duper	0	5	0	0	0	0	30
Higgs	4	0	0	0	0	0	24
Edmunds	0	2	0	0	0	0	12
Jensen	0	2	0	0	0	0	12
Martin	0	2	0	0	0	0	12
Baumann	0	0	0	6/6	2/2	0	12
Banks	0	1	0	0	0	0	6
Baty	0	1	0	0	0	0	6
Craver	1	0	0	0	0	0	6
Klingbeil	0	0	1	0	0	0	6
Marino	1	0	0	0	0	0	6
Paige	0	1	0	0	0	0	6
S. Smith	1	0	0	0	0	0	6
Secules	1	0	0	0	0	0	6

DOLPHINS	8	26	1	34/35	33/39	0	343
OPPONENTS	17	18	5	40/40	23/33	0	349

FIELD GOALS	1-19	20-29	30-39	40-49	50+
Stoyanovich	2/2	8/8	11/12	7/10	3/5
Baumann	0/0	1/1	0/0	1/1	0/0

DOLPHINS	2/2	9/9	11/12	8/11	3/5
OPPONENTS	1/1	9/11	6/7	6/9	1/5

SACKS

Cross 7.0, Griggs 5.5, Junior 5.0, Klingbeil 5.0, Turner 4.0, B. Cox 2.0, Offerdahl 1.5, Gardner 1.0, H. Green 1.0, Harden 1.0, Odom 1.0, TEAM 1.0.

DOLPHINS 35.0, OPPONENTS 28.0

STARTERS

OFFENSE

WR - Mark Duper (16)
 LT - Richmond Webb (14), Jeff Dellenbach (2)
 LG - Keith Sims (12), Bert Weidner (4)
 C - Jeff Uhlenhake (10), Bert Weidner (6)
 RG - Harry Galbreath (16)
 RT - Mark Dennis (16)
 TE - Greg Baty (8), Ferrell Edmunds (8)
 WR - Mark Clayton (16)
 QB - Dan Marino (16)
 RB - Mark Higgs (10), Sammie Smith (6)
 FB - Tony Paige (16)

DEFENSE

LDE - Alfred Oglesby (8), T.J. Turner (8)
 NT - Chuck Klingbeil (4), Alfred Oglesby (4),
 T. J. Turner (4), Brian Sochia (2), Shawn Lee (2)
 RDE - Jeff Cross (16)
 LOLB - David Griggs (16)
 LILB - Cliff Odum (11), Mike Reichenbach (5)
 RILB - Mike Reichenbach (10), John Offerdahl (6)
 ROLB - "Bryan Cox (13), Hugh Green (3)
 LCB - Vestee Jackson (11), Michael McGruder (5)
 RCB - J.B. Brown (11), Vestee Jackson (5)
 SS - Jarvis Williams (11), Bobby Harden (5)
 FS - Louis Oliver (16)

* Indicates Rookie

1992 FINAL STATISTICS (11-5)

DATE	OPPONENT	SCORE	W/L	ATT.
9/14	at Cleveland	27-23	W	74,765
9/20	L.A. RAMS	26-10	W	55,945
9/27	at Seattle	19-17	W	59,374
10/4	at Buffalo	37-10	W	80,368
10/11	ATLANTA	21-17	W	68,633
10/18	NEW ENGLAND	38-17	W	61,120
10/25	INDIANAPOLIS	20-31	L	61,117
11/1	at N.Y. Jets	14-26	L	69,313
11/8	at Indianapolis	28-0	W	59,892
11/16	BUFFALO	20-26	L	70,629
11/22	HOUSTON	19-16	W	63,597
11/29	at New Orleans	13-24	L	68,591
12/6	at San Francisco	3-27	L	58,474
12/14	L.A. RAIDERS	20-7	W	67,098
12/20	N.Y. JETS	19-17	W	68,275
12/27	at New England	16-13(OT)	W	34,726

TEAM STATISTICS	MIA.	OPP.
TOTAL FIRST DOWNS	316	273
By Rushing	101	92
By Passing	194	168
By Penalty	21	13
Third Down: Made/Att.	78/201	88/217
Fourth Down: Made/Att.	8/16	7/20
TOTAL NET YARDS	5500	4583
Average Per Game	343.8	286.4
Total Plays	998	976
Average Per Play	5.5	4.7
NET YARDS RUSHING	1525	1600
Average Per Game	95.3	100.0
Total Rushes	407	428
NET YARDS PASSING	3975	2983
Average Per Game	248.8	186.4
Tackled/Yards Lost.	28/173	36/283
Gross Yards	4148	3266
Attempts/Completions.	563/332	512/294
Completion Percentage	59.0	57.4
Had Intercepted	17	18
PUNTS/AVERAGE	61/39.7	74/40.1
PENALTIES/YARDS	86/656	89/679
FUMBLES/BALL LOST	31/17	25/14
TOUCHDOWNS	36	32
By Rushing	9	9
By Passing	24	16
By Returns	3	7

Score By Quarters	1	2	3	4	OT	Total
DOLPHINS	75	85	87	90	3	340
OPPONENTS	49	80	71	81	0	281

RUSHING	NO.	YDS.	AVG.	LG	TD
Higgs	256	915	3.6	23	7
Humphrey	102	471	4.6	21	1
Marino	20	66	3.3	12	0
Parmalee	6	38	6.3	20	0
Paige	7	11	1.6	6	1
Mitchell	8	10	1.3	8	0
Craver	3	9	3.0	8	0
Saxon	4	7	1.8	4	0
Martin	1	-2	-2.0	-2	0
DOLPHINS	407	1525	3.7	23	9
OPPONENTS	428	1600	3.7	40	9

RECEIVING	NO.	YDS.	AVG.	LG	TD
Humphrey	54	507	9.4	26	1
K. Jackson	48	594	12.4	42	5
Paige	48	399	8.3	30	1

PASSING	ATT.	COMP.	YDS.	PCT.	TD	INT.	LG	SCK/LST	RATING
Marino	554	330	4116	59.6	24	16	62t	28/173	85.1
Mitchell	8	2	32	25.0	0	1	18	0/0	4.2
Martin	1	0	0	0.0	0	0	0	0/0	39.6
DOLPHINS	563	332	4148	59.0	24	17	62t	28/173	83.6
OPPONENTS	512	294	3266	57.4	16	18	60	36/283	72.3

Duper	44	762	17.3	62t	7
Clayton	43	619	14.4	44t	3
Martin	33	553	16.8	55t	2
Banks	22	319	14.5	39t	3
Higgs	16	142	8.9	21	0
Edmunds	10	91	9.1	15	1
Saxon	5	41	8.2	14	0
Clark	3	59	19.7	45	0
M. Williams	3	43	14.3	18	0
Baty	3	19	6.3	12	1

DOLPHINS	332	4148	12.5	62t	24
OPPONENTS	294	3266	11.1	60	16

INTERCEPTIONS	NO.	YDS.	AVG.	LG	TD
Oliver	5	200	40.0	103t	1
Brown	4	119	29.8	48	1
V. Jackson	3	63	21.0	30t	1
Vincent	2	47	23.5	32	0
J. Williams	2	29	14.5	25	0
Alexander	1	0	0.0	0	0
Cox	1	0	0.0	0	0

DOLPHINS	18	458	25.4	103t	3
OPPONENTS	17	446	26.2	102t	4

PUNTING	NO.	YDS.	AVG.	LG	BK
Roby	35	1443	41.2	60	0
Prokop	24	891	37.1	56	0
Stoyanovich	2	90	45.0	48	0

DOLPHINS	61	2424	39.7	60	0
OPPONENTS	74	2971	40.1	59	1

PUNT RET.	NO.	YDS.	AVG.	LG	TD
Miller	24	175	7.3	19	0
Vincent	5	16	3.2	6	0
Martin	1	0	0.0	0	0
J. Williams	1	0	0.0	0	0

DOLPHINS	31	191	6.2	19	0
OPPONENTS	33	382	11.6	84t	1

KICKOFF RET.	NO.	YDS.	AVG.	LG	TD
M. Williams	19	328	17.3	28	0
Parmalee	14	289	20.6	32	0
Craver	8	174	21.8	44	0
Paige	2	29	14.5	19	0
Humphrey	1	18	18.0	18	0

DOLPHINS	44	838	19.0	44	0
OPPONENTS	65	1380	21.2	82	0

SCORING	Ru	Pa	Rt	PAT	FG	S	TP
Stoyanovich	0	0	0	34/36	30/37	0	124
Duper	0	7	0	0	0	0	42
Higgs	7	0	0	0	0	0	42
K. Jackson	0	5	0	0	0	0	30
Banks	0	3	0	0	0	0	18
Clayton	0	3	0	0	0	0	18
Humphrey	1	1	0	0	0	0	12
Martin	0	2	0	0	0	0	12
Paige	1	1	0	0	0	0	12
Baty	0	1	0	0	0	0	6
Brown	0	0	1	0	0	0	6
Edmunds	0	1	0	0	0	0	6
V. Jackson	0	0	1	0	0	0	6
Oliver	0	0	1	0	0	0	6

DOLPHINS	9	24	3	34/36	30/37	0	340
OPPONENTS	9	16	7	30/32	19/26	1	281

FIELD GOALS	1-19	20-29	30-39	40-49	50+
Stoyanovich	0/0	9/9	14/16	4/4	3/8
DOLPHINS	0/0	9/9	14/16	4/4	3/8
OPPONENTS ..	2/2	8/8	4/5	3/8	2/3

SACKS	
Cox 14.0, Coleman 6.0, Cross 5.0, Griggs 3.0, Hobley 2.0, Offerdahl 1.5, Webster 1.5, Braggs 1.0, Hollier 1.0, Klingbeil 1.0.	
DOLPHINS 36.0, OPPONENTS 28.0	

STARTERS	
OFFENSE	
WR - Mark Duper (16)	
LT - Richmond Webb (16)	
LG - Keith Sims (16)	
C - Jeff Uhlenhake (13), Bert Weidner (3)	
RG - Harry Galbreath (16)	
RT - Jeff Dellenbach (8), Mark Dennis (8)	
TE - Keith Jackson (11), Ferrell Edmunds (5)	
WR - Mark Clayton (13), Tony Martin (3)	
QB - Dan Marino (16)	
RB - Mark Higgs (15), Bobby Humphrey (1)	

DEFENSE	
LDE - Jeff Cross (7), David Griggs (4), T. J. Turner (4), *Marco Coleman (1)	
NT - Chuck Klingbeil (13), Jeff Cross (2), T. J. Turner (1)	
RDE - *Marco Coleman (7), Jeff Cross (7), Chuck Klingbeil (2)	
LOLB - David Griggs (9), *Marco Coleman (7)	
LILB - John Grimsley (11), Bryan Cox (1), Dwight Hollier (1), Mark Sander (1)	
RILB - John Offerdahl (8), Dwight Hollier (4), Bryan Cox (1), Mark Sander (1)	
ROLB - Bryan Cox (14)	
LCB - *Troy Vincent (11), Chris Green (2), J.B. Brown (1), Kerry Glenn (1), Vestee Jackson (1)	
RCB - J.B. Brown (14), Bruce Alexander (1), Vestee Jackson (1)	
SS - Jarvis Williams (10), Liffort Hobley (5), *Troy Vincent (1)	
FS - Louis Oliver (16)	
5th DB - Vestee Jackson (3), *Troy Vincent (2), J.B. Brown (1)	

* Indicates Rookie

1993 FINAL STATISTICS (9-7)

DATE	OPPONENT	SCORE	W/L	ATT.
9/5	at Indianapolis	24-20	W	51,858
9/12	N.Y. JETS	14-24	L	70,314
9/26	at Buffalo	22-13	W	79,635
10/4	WASHINGTON	17-10	W	68,568
10/10	at Cleveland	24-14	W	78,138
10/24	INDIANAPOLIS	41-27	W	57,301
10/31	KANSAS CITY	30-10	W	67,765
11/7	at N.Y. Jets	10-27	L	71,306
11/14	at Philadelphia	19-14	W	64,213
11/21	NEW ENGLAND	17-13	W	59,982
11/25	at Dallas	16-14	W	60,198
12/5	N.Y. GIANTS	14-19	L	72,161
12/13	PITTSBURGH	20-21	L	70,232
12/19	BUFFALO	34-47	L	71,597
12/27	at San Diego	20-45	L	60,311
1/2	at New England	27-33(OT)	L	53,883

TEAM STATISTICS	MIA.	OPP.
TOTAL FIRST DOWNS	309	332
By Rushing	85	103
By Passing	207	205
By Penalty	17	24
Third Down: Made/Att.	100/218	103/229
Fourth Down: Made/Att.	8/17	3/10
TOTAL NET YARDS	5812	5150
Average Per Game	363.3	321.9
Total Plays	1030	1061
Average Per Play	5.6	4.9
NET YARDS RUSHING	1459	1665
Average Per Game	91.2	104.1
Total Rushes	419	460
NET YARDS PASSING	4353	3485
Average Per Game	272.1	217.8
Tackled/Yards Lost.	30/211	29/197
Gross Yards	4564	3682
Attempts/Completions	581/342	572/350
Completion Percentage	58.9	61.2
Had Intercepted	18	13
PUNTS/AVERAGE	58/39.7	76/41.3
PENALTIES/YARDS	81/663	92/650
FUMBLES/BALL LOST	32/16	30/14
TOUCHDOWNS	40	43
By Rushing	10	12
By Passing	27	26
By Returns	3	5

Score By Quarters	1	2	3	4	OT	Total
DOLPHINS	100	76	85	88	0	349
OPPONENTS	56	126	71	92	6	351

RUSHING	NO.	YDS.	AVG.	LG	TD
Higgs	186	693	3.7	31	3
Kirby	119	390	3.3	20	3
Byars	64	269	4.2	77	3
Mitchell	21	89	4.2	32	0
Parmalee	4	16	4.0	12	0
Saxon	5	13	2.6	9	0
Martin	1	6	6.0	6	0
Pederson	2	-1	-0.5	0	0
DeBerg	4	-4	-1.0	-1	0
Fryar	3	-4	-1.3	2	0
Marino	9	-4	-0.4	4	1
McDuffie	1	-4	-4.0	-4	0
DOLPHINS	419	1459	3.5	77	10
OPPONENTS	460	1665	3.6	65	12

RECEIVING	NO.	YDS.	AVG.	LG	TD
Kirby	75	874	11.7	47	3
Fryar	64	1010	15.8	65	5
Byars	61	613	10.0	27	3
Ingram	44	707	16.1	77	6
K. Jackson	39	613	15.7	57	6
Martin	20	347	17.4	80	3
McDuffie	19	197	10.4	18	0
Higgs	10	72	7.2	15	0
Baty	5	78	15.6	32	1
Miller	2	15	7.5	8	0
Banks	1	26	26.0	26	0
M. Williams	1	11	11.0	11	0
Parmalee	1	1	1.0	1	0
DOLPHINS	342	4564	13.3	80	27
OPPONENTS	350	3682	10.5	54	26

INTERCEPTIONS	NO.	YDS.	AVG.	LG	TD
Brown	5	43	8.6	29	0
Oliver	2	60	30.0	56	1
Vincent	2	29	14.5	23	0
Green	2	0	0.0	0	0
Cox	1	26	26.0	26	0
Hobley	1	17	17.0	17	0
DOLPHINS	13	175	13.5	56	1
OPPONENTS	18	329	18.3	97	2

PUNTING	NO.	YDS.	AVG.	LG	BK
Hatcher	58	2304	39.7	56	0
DOLPHINS	58	2304	39.7	56	0
OPPONENTS	76	3135	41.3	60	1

PUNT RET.	NO.	YDS.	AVG.	LG	TD
McDuffie	28	317	11.3	72	2
Vincent	0	9	-	9	0
DOLPHINS	28	326	11.6	72	2
OPPONENTS	32	359	11.2	64	1

KICKOFF RET.	NO.	YDS.	AVG.	LG	TD
McDuffie	32	755	23.6	48	0
M. Williams	8	180	22.5	39	0
Kirby	4	85	21.3	26	0
Miller	2	22	11.0	16	0
Fryar	1	10	10.0	10	0
Baty	1	7	7.0	7	0
Saxon	1	7	7.0	7	0
Vincent	0	2	-	2	0
DOLPHINS	49	1068	21.8	48	0
OPPONENTS	62	1239	20.0	40	0

SCORING	Ru	Pa	Rt	PAT	FG	S	TP
Stoyanovich	0	0	0	37/37	24/32	0	109
Byars	3	3	0	0	0	0	36
Ingram	0	6	0	0	0	0	36
K. Jackson	0	6	0	0	0	0	36
Kirby	3	3	0	0	0	0	36
Fryar	0	5	0	0	0	0	30
Higgs	3	0	0	0	0	0	18
Martin	0	3	0	0	0	0	18
McDuffie	0	0	2	0	0	0	12
Baty	0	1	0	0	0	0	6
Marino	1	0	0	0	0	0	6
Oliver	0	0	1	0	0	0	6
DOLPHINS	10	27	3	37/40	24/32	0	349
OPPONENTS	12	26	5	40/42	17/27	1	351

FIELD GOALS	1-19	20-29	30-39	40-49	50+
Stoyanovich	2/2	9/10	7/11	4/7	2/2
DOLPHINS	2/2	9/10	7/11	4/7	2/2
OPPONENTS	0/0	3/4	8/11	5/10	1/2

SACKS
Cross 10.5, Coleman 5.5, Cox 5.0, Hunter 3.0, Veasey 2.0, Klingbeil 1.5, Alexander 1.0, Griggs 0.5

DOLPHINS 29.0, OPPONENTS 30.0

STARTERS
OFFENSE
WR - Irving Fryar (16)
LT - Richmond Webb (16)
LG - Keith Sims (16)
C - Jeff Dellenbach (11), Jeff Uhlenhake (5)
RG - Bert Weidner (11), Jeff Dellenbach (5)
RT - Ron Heller (16)
TE - Keith Jackson (15), Greg Baty (1)
WR - Mark Ingram (16)
QB - Scott Mitchell (7), Dan Marino (5), Steve DeBerg (4)
RB - Mark Higgs (8), *Terry Kirby (8)
FB - Keith Byars (16)

DEFENSE
LDE - Jeff Cross (16)
DT - Larry Webster (9), Mike Golic (7)
NT - Chuck Klingbeil (16)
RDE - Marco Coleman (15), Jeff Hunter (1)
LLB - John Grimley (9), Dwight Hollier (3), Liffort Hobley (2)
MLB - John Offerdahl (8), Dwight Hollier (7), Cliff Odom (1)
RLB - Bryan Cox (16)
LCB - Troy Vincent (13), Darrell Malone (1), Vestee Jackson (1), Frankie Smith (1)
RCB - J.B. Brown (16)
FS - Jarvis Williams (14), Vestee Jackson (2)
FS - Louis Oliver (11), Stephen Braggs (5)
5th DB - Vestee Jackson (2)

* Indicates Rookie

PASSING	ATT.	COMP.	YDS.	PCT.	TD	INT.	LG	SCK/LST	RATING
Mitchell	233	133	1773	57.1	12	8	77	7/49	84.2
DeBerg	188	113	1521	60.1	6	7	47	15/116	81.0
Marino	150	91	1218	60.7	8	3	80	7/42	95.9
Pederson	8	4	41	50.0	0	0	12	1/4	65.1
Byars	2	1	11	50.0	1	0	11	0/0	106.3
DOLPHINS	581	342	4564	58.9	27	18	80	30/211	86.4
OPPONENTS	572	350	3682	61.2	26	13	54	29/197	85.6

1994 FINAL STATISTICS (10-6)

DATE	OPPONENT	SCORE	W/L	ATT.
9/4	NEW ENGLAND	39-35	W	71,023
9/11	at Green Bay	24-14	W	55,011
9/18	N.Y. JETS	28-14	W	68,977
9/25	at Minnesota	35-38	L	64,035
10/2	at Cincinnati	23-7	W	55,056
10/9	at Buffalo	11-21	L	79,491
10/16	L.A. RAIDERS	20-17(OT)	W	70,112
10/30	at New England	23-3	W	59,167
11/6	INDIANAPOLIS	22-21	W	71,158
11/13	CHICAGO	14-17	L	64,871
11/20	at Pittsburgh	13-16(OT)	L	59,148
11/27	at N.Y. Jets	28-24	W	75,606
12/4	BUFFALO	31-42	L	69,358
12/12	KANSAS CITY	45-28	W	71,578
12/18	at Indianapolis	6-10	L	58,867
12/25	DETROIT	27-20	W	70,980

TEAM STATISTICS	MIA.	OPP.
TOTAL FIRST DOWNS	344	305
By Rushing	109	85
By Passing	220	195
By Penalty	15	25
Third Down: Made/Att.	101/219	76/197
Fourth Down: Made/Att.	17/25	8/22
TOTAL NET YARDS	6078	5224
Average Per Game	379.9	326.5
Total Plays	1078	1000
Average Per Play	5.6	5.2
NET YARDS RUSHING	1658	1430
Average Per Game	103.6	89.4
Total Rushes	433	394
NET YARDS PASSING	4420	3794
Average Per Game	276.3	237.1
Tackled/Yards Lost.	18/113	29/160
Gross Yards	4533	3954
Attempts/Completions.	627/392	577/334
Completion Percentage	62.5	57.9
Had Intercepted	18	23
PUNTS/AVERAGE	60/40.2	68/41.7
PENALTIES/YARDS	92/747	82/653
FUMBLES/BALL LOST	28/14	29/9
TOUCHDOWNS	45	42
By Rushing	13	14
By Passing	31	23
By Returns	1	5

Score By Quarters	1	2	3	4	OT	Total
DOLPHINS	22	135	105	124	3	389
OPPONENTS	85	52	87	100	3	327

RUSHING	NO.	YDS.	AVG.	LG	TD
Parmalee	216	868	4.0	47	6
Spikes	70	312	4.5	40	2
Kirby	60	233	3.9	30	2
Higgs	19	68	3.6	21	0
Byars	19	64	3.4	12	2
Craver	6	43	7.2	19	0
McDuffie	5	32	6.4	12	0
Kosar	1	17	17.0	17	0
Saxon	8	16	2.0	7	0
Gary	7	11	1.6	4	0
Marino	22	-6	-0.3	10	1
DOLPHINS	433	1658	3.8	47	13
OPPONENTS	394	1430	3.6	45	14

RECEIVING	NO.	YDS.	AVG.	LG	TD
Fryar	73	1270	17.4	54	7
K. Jackson	59	673	11.4	35	7

PASSING	ATT.	COMP.	YDS.	PCT.	TD	INT.	LG	SCK/LST	RATING
Marino	615	385	4453	62.6	30	17	64	18/113	89.2
Kosar	12	7	80	58.3	1	1	22	0/0	71.5
DOLPHINS	627	392	4533	62.5	31	18	64	18/113	88.8
OPPONENTS	577	334	3954	57.9	23	23	83	29/160	75.6

Byars	49	418	8.5	34	5
Ingram	44	506	11.5	64	6
McDuffie	37	488	13.2	30	3
Parmalee	34	249	7.3	22	1
Saxon	27	151	5.6	25	0
Craver	24	237	9.9	28	0
M. Williams	15	221	14.7	29	0
Kirby	14	154	11.0	26	0
Miller	6	94	15.7	27	1
Spikes	4	16	4.0	9	0
R. Williams	2	26	13.0	17	0
Gary	2	19	9.5	11	0
Baty	2	11	5.5	8	1

DOLPHINS	392	4533	11.6	64	31
OPPONENTS	334	3954	11.8	83	23

INTERCEPTIONS	NO.	YDS.	AVG.	LG	TD
Vincent	5	113	22.6	58	1
Brown	3	82	27.3	38	0
Atkins	3	24	8.0	18	0
Stewart	3	11	3.7	11	0
Braxton	2	3	1.5	3	0
Beavers	2	0	0.0	0	0
Hollier	1	36	36.0	36	0
Veasey	1	7	7.0	7	0
Cross	1	0	0.0	0	0
Malone	1	0	0.0	0	0
Oliver	1	0	0.0	0	0

DOLPHINS	23	276	12.0	76	1
OPPONENTS	18	190	10.6	28	1

PUNTING	NO.	YDS.	AVG.	LG	BK
Arnold	46	1810	39.3	53	0
Kidd	14	602	43.0	58	0
DOLPHINS	60	2412	40.2	58	0
OPPONENTS	68	2834	41.7	64	0

PUNT RET.	NO.	YDS.	AVG.	LG	TD
McDuffie	32	228	7.1	26	0
Miller	1	13	13.0	13	0
DOLPHINS	33	241	7.3	26	0
OPPONENTS	32	324	10.1	75	1

KICKOFF RET.	NO.	YDS.	AVG.	LG	TD
McDuffie	36	767	21.3	46	0
Spikes	19	434	22.8	34	0
R. Williams	2	25	12.5	15	0
M. Williams	2	9	4.5	9	0
Parmalee	2	0	0.0	0	0
Braxton	1	34	34.0	34	0
Miller	1	13	13.0	13	0
Saxon	1	12	12.0	12	0
Baty	1	0	0.0	0	0
Ingram	1	0	0.0	0	0

DOLPHINS	66	1294	19.6	46	0
OPPONENTS	74	1549	20.9	93	2

SCORING	Ru	Pa	Rt	PAI	FG	S	2	TP
Stoyanovich	0	0	0	35/35	24/31	0	0	107
Fryar	0	7	0	0	0	0	0	2
K. Jackson	0	7	0	0	0	0	0	1
Parmalee	6	1	0	0	0	0	0	1
Byars	2	5	0	0	0	0	0	2
Ingram	0	6	0	0	0	0	0	36
McDuffie	0	3	0	0	0	0	0	18
Kirby	2	0	0	0	0	0	0	14
Spikes	2	0	0	0	0	0	0	12
Baty	0	1	0	0	0	0	0	6

Marino	1	0	0	0	0	0	0	6
Miller	0	1	0	0	0	0	0	6
Vincent	0	0	1	0	0	0	0	6
Craver	0	0	0	0	0	0	1	2

DOLPHINS	13	31	1	35/35	24/31	0	5	389
OPPONENTS	14	23	5	40/40	11/18	0	1	351

FIELD GOALS	1-19	20-29	30-39	40-49	50+
Stoyanovich	1/1	8/8	6/10	8/10	1/2
DOLPHINS	1/1	8/8	6/10	8/10	1/2
OPPONENTS ..	3/3	1/1	3/4	4/8	0/2

TWO-POINT CONVERSIONS
Fryar 2, Craver 1, K. Jackson 1, Kirby 1, Parmalee 1

DOLPHINS 6-10, OPPONENTS 1-2

SACKS
Cross 9.5, Coleman 6.0, Bowens 3.0, Cox 3.0, Veasey 2.5, Singleton 2.0, Atkins 1.0, Smith 1.0, TEAM 1.0.

DOLPHINS 29.0, OPPONENTS 18.0

STARTERS
OFFENSE

WR - Irving Fryar (16)
LT - Richmond Webb (16)
LG - Keith Sims (16)
C - Jeff Dellenbach (16)
RG - Bert Weidner (14), Chris Gray (2)
RT - Ron Heller (16)
TE - Keith Jackson (16)
WR - Mark Ingram (13), O.J. McDuffie (3)
QB - Dan Marino (16)
RB - Bernie Parmalee (10), Terry Kirby (4), Mark Higgs (1), Irving Spikes (1)
FB - Keith Byars (9), James Saxon (7)

DEFENSE
LDE - Jeff Cross (10), Larry Webster (6)
DT - Tim Bowens (15), Craig Veasey (1)
NT - Chuck Klingbeil (15), Larry Webster (1)
RDE - Marco Coleman (16)
LLB - Chris Singleton (11), Aubrey Beavers (4), Dwight Hollier (1)
MLB - Bryan Cox (13), Chuck Bulough (1)
RLB - Aubrey Beavers (10), Bryan Cox (3), Dwight Hollier (2), Sean Hill (1)
LCB - Troy Vincent (12), Darrell Malone (2), Muhammad Oliver (2)
RCB - J.B. Brown (16)
SS - Michael Stewart (16)
FS - Gene Atkins (15), Chris Green (1)
5th DB - Frankie Smith (2)

* Indicates Rookie

1995 FINAL STATISTICS (9-7)

DATE	OPPONENT	SCORE	W/L	ATT.
9/3	N.Y. JETS	52-14	W	71,317
9/10	at New England	20-3	W	60,239
9/18	PITTSBURGH	23-10	W	72,874
10/1	at Cincinnati	26-23	W	52,671
10/8	INDIANAPOLIS	24-27(OT)	L	68,471
10/15	at New Orleans	30-33	L	55,628
10/22	at N.Y. Jets	16-17	L	67,228
10/29	BUFFALO	23-6	W	71,060
11/5	at San Diego	24-14	W	61,996
11/12	NEW ENGLAND	17-34	L	70,399
11/20	SAN FRANCISCO	20-44	L	73,080
11/26	at Indianapolis	28-36	L	60,414
12/3	ATLANTA	21-20	W	63,395
12/11	KANSAS CITY	13-6	W	70,321
12/17	at Buffalo	20-23	L	79,531
12/24	at St. Louis	41-22	W	63,876

TEAM STATISTICS	MIA.	OPP.
TOTAL FIRST DOWNS	345	309
By Rushing	98	93
By Passing	225	192
By Penalty	22	24
Third Down: Made/Att.	96/209	68/199
Fourth Down: Made/Att. ...	10/13	15/32
TOTAL NET YARDS	5716	5244
Average Per Game	357.3	327.8
Total Plays	1034	1000
Average Per Play	5.5	5.2
NET YARDS RUSHING	1506	1675
Average Per Game	94.1	104.7
Total Rushes	413	415
NET YARDS PASSING	4210	3569
Average Per Game	263.1	223.1
Tackled/Yards Lost.	29/188	29/187
Gross Yards	4398	3756
Attempts/Completions.	592/384	556/327
Completion Percentage.	64.9	58.8
Had Intercepted	20	14
PUNTS/AVERAGE	57/42.7	59/41.0
PENALTIES/YARDS	110/907	82/739
FUMBLES/BALL LOST	24/12	30/16
TOUCHDOWNS	46	38
By Rushing	16	7
By Passing	28	30
By Returns	2	1

Score By Quarters	1	2	3	4	OT	Total
DOLPHINS	62	137	93	106	0	398
OPPONENTS	44	105	95	85	3	332

RUSHING	NO.	YDS.	AVG.	LG	TD
Parmalee	236	878	3.7	40	9
Kirby	108	414	3.8	38	4
Spikes	32	126	3.9	17	1
Byars	15	44	2.9	15	1
Kosar	7	19	2.7	14	1
Marino	11	14	1.3	12	0
McDuffie	3	6	2.0	11	0
Wilson	1	5	5.0	5	0
DOLPHINS	413	1506	3.6	40	16
OPPONENTS	415	1675	4.0	44	7

RECEIVING	NO.	YDS.	AVG.	LG	TD
Kirby	66	618	9.4	46	3
Fryar	62	910	14.7	67	8
McDuffie	62	819	13.2	48	8

Byars	51	362	7.1	26	2
Green	43	499	11.6	31	3
Parmalee	39	345	8.8	35	1
Clark	37	525	14.2	42	2
R. Hill	12	260	21.7	58	0
Spikes	5	18	3.6	13	1
R. Williams	3	28	9.3	13	0
M. Williams	2	17	8.5	15	0
Wilson	1	3	3.0	3	0
Marino	1	-6	-6.0	-6	0

DOLPHINS	384	4398	11.5	67	28
OPPONENTS	327	3756	11.5	50	30

INTERCEPTIONS	NO.	YDS.	AVG.	LG	TD
Vincent	5	95	19.0	69	1
Brown	2	20	10.0	20	0
Jackson	1	23	23.0	23	0
Cox	1	12	12.0	12	0
Beavers	1	8	8.0	8	0
Singleton	1	3	3.0	3	0
Atkins	1	0	0.0	0	0
Buckley	1	0	0.0	0	0
Stewart	1	0	0.0	0	0

DOLPHINS	14	161	11.5	69	1
OPPONENTS	20	210	10.5	45	0

PUNTING	NO.	YDS.	AVG.	LG	BK
Kidd	57	2433	42.7	56	0
DOLPHINS	57	2433	42.7	56	0
OPPONENTS	59	2420	41.0	61	0

PUNT RET.	NO.	YDS.	AVG.	LG	TD
McDuffie	24	163	6.8	24	0
DOLPHINS	24	163	6.8	24	0
OPPONENTS	35	265	7.6	27	0

KICKOFF RET.	NO.	YDS.	AVG.	LG	TD
McDuffie	23	564	24.5	47	0
Spikes	18	378	21.0	55	0
R. Hill	12	287	23.9	33	0
R. Williams	2	20	10.0	12	0
S. Hill	1	38	38.0	38	0
Dar Dar	1	22	22.0	22	0
Buckley	1	16	16.0	16	0
Milner	1	13	13.0	13	0

DOLPHINS	59	1338	22.7	55	0
OPPONENTS	85	1782	21.0	62	0

SCORING	Ru	Pa	Rt	PAT	FG	S	2	PT
Stoyanovich	0	0	0	37/37	27/34	0	0	118
Parmalee	9	1	0	0	0	0	0	60
McDuffie	0	8	0	0	0	0	1	50
Fryar	0	8	0	0	0	0	0	48
Kirby	4	3	0	0	0	0	0	42
Green	0	3	0	0	0	0	1	20
Byars	1	2	0	0	0	0	0	18
Clark	0	2	0	0	0	0	0	12
Spikes	1	1	0	0	0	0	0	12
Johnson	0	0	1	0	0	0	0	6
Kosar	1	0	0	0	0	0	0	6
Vincent	0	0	1	0	0	0	0	6

DOLPHINS 16	28	2	37/37	27/34	0	2	398
OPPONENTS 7	30	1	31/33	23/31	1	1	332

FIELD GOALS	1-19	20-29	30-39	40-49	50+
Stoyanovich	1/1	7/9	11/12	6/7	2/5
DOLPHINS	1/1	7/9	11/12	6/7	2/5
OPPONENTS ...	0/1	10/11	8/9	3/6	2/4

TWO-POINT CONVERSIONS
Green 1, McDuffie 1
DOLPHINS 2-9, OPPONENTS 1-5

SACKS
Cox 7.5, Coleman 6.5, Cross 6.0, T. Armstrong 4.5, Bowens 2.0, Emtman 1.0, Singleton 1.0, Fox 0.5
DOLPHINS 29.0, OPPONENTS 29.0

STARTERS
OFFENSE
WR - Irving Fryar (16)
LT - Richmond Webb (16)
LG - Keith Sims (16)
C - Tim Ruddy (16)
RG - Chris Gray (10), Tom McHale (4), *Andrew Greene (1), Bert Weidner (1)
RT - *Billy Milner (9), Ron Heller (7)
TE - Eric Green (14), Ronnie Williams (2)
WR - O.J. McDuffie (16)
QB - Dan Marino (14), Bernie Kosar (2)
RB - Bernie Parmalee (12), Terry Kirby (4)
FB - Keith Byars (16)

DEFENSE
LDE - Jeff Cross (16)
DT - Tim Bowens (16)
NT - Chuck Klingbell (15), Steve Emtman (1)
RDE - Marco Coleman (16)
LLB - Chris Singleton (15), Aubrey Beavers (1)
MLB - Bryan Cox (16)
RLB - Dwight Hollier (14)
LCB - Troy Vincent (16)
RCB - J.B. Brown (12), Terrell Buckley (4)
SS - Michael Stewart (16)
FS - Gene Atkins (11), Louis Oliver (5)
5th DB - Calvin Jackson (1), Frankie Smith (1)

* Indicates Rookie

PASSING	ATT.	COMP.	YDS.	PCT.	TD	INT.	LG	SCK/LST	RATING
Marino	482	309	3668	64.1	24	15	67	22/153	90.8
Kosar	108	74	699	68.5	3	5	31	6/28	76.1
Kirby	1	1	31	100.0	1	0	31	0/0	158.3
McGwire	1	0	0	0.0	0	0	0	1/7	39.6
DOLPHINS	592	384	4398	64.9	28	20	67	29/188	88.8
OPPONENTS	556	327	3756	58.8	30	14	50	29/187	86.7

1996 FINAL STATISTICS (8-8)

DATE	OPPONENT	SCORE	W/L	ATT.
9/1	NEW ENGLAND	24-10	W	71,542
9/8	at Arizona	38-10	W	55,444
9/15	N.Y. JETS	36-27	W	68,137
9/23	at Indianapolis	6-10	L	60,891
10/6	SEATTLE	15-22	L	59,939
10/13	at Buffalo	21-7	W	79,642
10/20	at Philadelphia	28-35	L	66,240
10/27	DALLAS	10-29	L	75,283
11/3	at New England	23-42	L	58,942
11/10	INDIANAPOLIS	37-13	W	66,623
11/17	at Houston	23-20	W	47,358
11/25	PITTSBURGH	17-24	L	73,489
12/1	at Oakland	7-17	L	50,591
12/8	N.Y. GIANTS	7-17	L	63,889
12/16	BUFFALO	16-14	W	67,016
12/22	at N.Y. Jets	31-28	W	47,271

TEAM STATISTICS	MIA.	OPP.
TOTAL FIRST DOWNS	294	306
By Rushing	92	91
By Passing	173	191
By Penalty	29	24
Third Down: Made/Att.	89/221	65/193
Fourth Down: Made/Att.	8/19	11/24
TOTAL NET YARDS	5165	5191
Average Per Game	322.8	324.4
Total Plays	1000	987
NET YARDS RUSHING	1622	1536
Average Per Game	101.4	96.0
Total Rushes	460	411
NET YARDS PASSING	3543	3655
Average Per Game	221.4	228.4
Tackled/Yards Lost.	36/240	37/233
Gross Yards	3783	3888
Attempts/Completions	504/300	539/337
Completion Percentage	59.5	62.5
Had Intercepted	11	20
PUNTS/AVERAGE	78/46.3	75/43.8
PENALTIES/YARDS	111/852	98/786
FUMBLES/BALL LOST	31/13	29/16
TOUCHDOWNS	41	41
By Rushing	14	10
By Passing	22	29
By Returns	5	2

Score By Quarters	1	2	3	4	OT	Total
DOLPHINS	57	120	84	78	0	339
OPPONENTS	72	89	71	93	0	325

RUSHING	NO.	YDS.	AVG.	LG	TD
Abdul-Jabbar..	307	1116	3.6	29	11
Spikes	87	316	3.6	49	3
Parmalee	25	80	3.2	17	0
McPhail	6	28	4.7	10	0
Pritchett	7	27	3.9	16	0
Izzo	1	26	26.0	26	0
Erickson	11	16	1.5	12	0
McDuffie	2	7	3.5	7	0
Kosar	1	6	6.0	6	0
Kidd	1	3	3.0	3	0
R. Wilson	1	0	0.0	0	0
Marino	11	-3	-0.3	7	0
DOLPHINS	460	1622	3.5	49	14
OPPONENTS	411	1536	3.7	49	10

RECEIVING	NO.	YDS.	AVG.	LG	TD
McDuffie	74	918	12.4	36	8
Barnett	36	562	15.6	66	3
Pritchett	33	354	10.7	74	2
Drayton	26	320	12.3	51	0
Abdul-Jabbar..	23	139	6.0	23	0
R. Hill	21	409	19.5	61	4
Parmalee	21	189	9.0	17	0
McPhail	20	282	14.1	52	0
L. Thomas	10	166	16.6	34	1
Miller	9	116	12.9	22	0
Spikes	8	81	10.1	19	1
Jordan	7	152	21.7	43	0
Byars	5	40	8.0	16	0
Carolan	4	48	12.0	21	1
R. Wilson	2	5	2.5	3	1
Wainright	1	2	2.0	2	1
DOLPHINS	300	3783	12.6	74	22
OPPONENTS	337	3888	11.5	84	29

INTERCEPTIONS	NO.	YDS.	AVG.	LG	TD
Buckley	6	164	27.3	91	1
Oliver	3	110	36.7	60	0
Jackson	3	82	27.3	61	1
Z. Thomas	3	64	21.3	27	1
Wooden	2	15	7.5	15	0
J.B. Brown	1	29	29.0	29	0
Hollier	1	11	11.0	11	0
S. Hill	1	0	0.0	0	0
DOLPHINS	20	475	23.8	91	3
OPPONENTS	11	256	23.3	100	1

PUNTING	NO.	YDS.	AVG.	LG	BK
Kidd	78	3611	46.3	63	0
DOLPHINS	78	3611	46.3	63	0
OPPONENTS	75	3283	43.8	80	2

PUNT RET.	NO.	YDS.	AVG.	LG	TD
McDuffie	22	212	9.6	19	0
Buckley	3	24	8.0	13	0
Miller	1	15	15.0	15	0
DOLPHINS	26	251	9.7	19	0
OPPONENTS	48	368	7.7	26	0

KICKOFF RET.	NO.	YDS.	AVG.	LG	TD
Spikes	28	681	24.3	59	0
McPhail	15	335	22.3	40	0
Dar Dar	7	132	18.9	25	0
Jordan	4	81	20.3	22	0
R. Hill	2	4	2.0	4	0
Buckley	1	48	48.0	48	0
Z. Thomas	1	17	17.0	17	0
R. Wilson	1	12	12.0	12	0
Wainright	1	10	10.0	10	0
DOLPHINS	60	1320	22.0	59	0
OPPONENTS	48	1058	22.0	54	0

SCORING	Ru	Pa	Rt	PAT	FG	S	2	TP
Nedney	0	0	0	36/36	18/29	0	0	89
Abdul-Jabbar	11	0	0	0	0	0	0	66
McDuffie ..	0	8	0	0	0	0	0	48
R. Hill	0	4	0	0	0	0	0	24
Spikes	3	1	0	0	0	0	0	24
Barnett	0	3	0	0	0	0	0	18
Pritchett ..	0	2	0	0	0	0	0	12
Buckley	0	0	1	0	0	0	0	6

Carolan	0	1	0	0	0	0	0	6
S. Hill	0	0	1	0	0	0	0	6
Jackson	0	0	1	0	0	0	0	6
Miller	0	0	1	0	0	0	0	6
L. Thomas ..	0	1	0	0	0	0	0	6
Z. Thomas ..	0	0	1	0	0	0	0	6
Wainright ..	0	1	0	0	0	0	0	6
R. Wilson ..	0	1	0	0	0	0	0	6
Drayton	0	0	0	0	0	0	1	2

DOLPHINS	14	22	5	35/36	18/29	0	1	339
OPPONENTS	10	29	2	38/39	13/17	0	1	325

FIELD GOALS	1-19	20-29	30-39	40-49	50+
Nedney	1/1	7/7	7/11	3/8	0/2
DOLPHINS	1/1	7/7	7/11	3/8	0/2
OPPONENTS ..	1/1	5/6	5/5	2/5	0/0

TWO-POINT CONVERSIONS

Drayton 1

DOLPHINS 1-5, OPPONENTS 1-2

SACKS

Armstrong 12.0, Stubbs 9.0, Bowens 3.0, Burton 3.0, Emtman 2.0, Z. Thomas 2.0, Jackson 1.5, Bailey 1.0, Gardener 1.0, S. Hill 1.0, Hollier 1.0, Hand 0.5

DOLPHINS 37.0, OPPONENTS 36.0

STARTERS

OFFENSE

WR - Fred Barnett (7), Randal Hill (5), Lamar Thomas (3), Scott Miller (1)
 LT - Richmond Webb (16)
 LG - Keith Sims (15), *Jeff Buckley (1)
 C - Tim Ruddy (16)
 RG - Chris Gray (11), Everett McIver (5)
 RT - James Brown (16)
 TE - Troy Drayton (10), Keith Byars (4), Brett Carolan (2)
 WR - O.J. McDuffie (16)
 QB - Dan Marino (13), Craig Erickson (3)
 RB - *Karim Abdul-Jabbar (14), *Jerris McPhail (1), Irving Spikes (1)
 FB - *Stanley Pritchett (16)

DEFENSE

LDE - Trace Armstrong (9), *Shane Burton (6), Daniel Stubbs (1)
 LDT - *Daryl Gardener (12), Steve Emtman (4)
 RDT - Tim Bowens (16)
 RDE - Daniel Stubbs (14), *Shane Burton (2)
 LLB - Dwight Hollier (15)
 MLB - *Zach Thomas (16)
 RLB - Chris Singleton (13), *Anthony Harris (3)
 LCB - Terrell Buckley (16)
 RCB - Calvin Jackson (15), Sean Hill (1)
 SS - Louis Oliver (12), *Shawn Wooden (4)
 FS - *Shawn Wooden (7), Gene Atkins (5), Sean Hill (4)
 5th DB - J.B. Brown (1)

* Indicates Rookie

PASSING	ATT.	COMP.	YDS.	PCT.	TD	INT.	LG	SCK/LST	RATING
Marino	373	221	2795	59.2	17	9	74	18/131	87.8
Erickson	99	55	780	55.6	4	2	61	11/72	86.3
Kosar	32	24	208	75.0	1	0	20	6/34	102.1
Abdul-Jabbar	0	0	0	0.0	0	0	0	1/3	0.0
DOLPHINS	504	300	3783	59.5	22	11	74	36/240	88.4
OPPONENTS	539	337	3888	62.5	29	20	84	37/233	86.7

1997 FINAL STATISTICS (9-7)

DATE	OPPONENT	SCORE	W/L	ATT.
8/31	INDIANAPOLIS	16-10	W	70,813
9/7	TENNESSEE	16-13(OT)	W	64,439
9/14	at Green Bay	18-23	L	60,075
9/21	at Tampa Bay	21-31	L	73,314
10/5	KANSAS CITY	17-14	W	71,794
10/12	at N.Y. Jets	31-20	W	75,601
10/19	at Baltimore	24-13	W	64,354
10/27	CHICAGO	33-36(OT)	L	73,156
11/2	at Buffalo	6-9	L	78,011
11/9	N.Y. JETS	24-17	W	73,809
11/17	BUFFALO	30-13	W	74,155
11/23	at New England	24-27	L	75,002
11/30	at Oakland	34-16	W	50,569
12/7	DETROIT	33-30	W	72,266
12/14	at Indianapolis	0-41	L	61,282
12/22	NEW ENGLAND	12-14	L	74,379

TEAM STATISTICS	MIA.	OPP.
TOTAL FIRST DOWNS	311	299
By Rushing	87	106
By Passing	199	176
By Penalty	25	17
Third Down: Made/Att.	82/217	92/215
Third Down Efficiency	37.8	42.8
Fourth Down: Made/Att.	13/23	7/18
TOTAL NET YARDS.....	5135	5364
Average Per Game	320.9	335.3
Total Plays	1028	1004
NET YARDS RUSHING	1343	1813
Average Per Game	83.9	113.3
Total Rushes	430	443
NET YARDS PASSING	3792	3551
Average Per Game	237.0	221.9
Tackled/Yards Lost.	22/153	31/231
Gross Yards	3945	3782
Attempts/Completions.....	576/332	530/329
Completion Percentage.....	57.6	62.1
Had Intercepted	12	10
PUNTS/AVERAGE	68/43.6	63/42.5
PENALTIES/YARDS	93/783	92/892
FUMBLES/BALL LOST	22/8	31/17
TOUCHDOWNS	37	36
By Rushing	18	9
By Passing	16	23
By Returns	3	4

Score By Quarters	1	2	3	4	OT	TOTAL
DOLPHINS	67	103	49	117	3	339
OPPONENTS	43	135	51	95	3	327

RUSHING	NO.	YDS.	AVG.	LG	TD
Abdul-Jabbar..	283	892	3.2	22	15
Spikes	63	180	2.9	14	2
McPhail	17	146	8.6	71t	1
Parmalee.....	18	59	3.3	12	0
Phillips.....	18	44	2.4	8	0
Jordan.....	3	12	4.0	16	0
Erickson	4	8	2.0	4	0
Pritchett.....	3	7	2.3	4	0
Kidd	1	4	4.0	4	0
Nealy	1	3	3.0	3	0
Potts	1	3	3.0	3	0
Marino	18	-14	-0.8	1	0
DOLPHINS	430	1343	3.1	71t	18
OPPONENTS	443	1813	4.1	43t	9

RECEIVING	NO.	YDS.	AVG.	LG	TD
McDuffie	76	943	12.4	55	1

Drayton	39	558	14.3	30t	4
McPhail	34	262	7.7	19	1
Abdul-Jabbar..	29	261	9.0	36t	1
L. Thomas	28	402	14.4	26	2
Parmalee.....	28	301	10.8	29	1
Jordan.....	27	471	17.4	44t	3
Perriman	19	309	16.3	26	1
Barnett	17	166	9.8	20	1
Perry	11	45	4.1	10	1
Manning	7	85	12.1	21	0
Spikes	7	70	10.0	24	0
Pritchett.....	5	35	7.0	17	0
Potts	3	27	9.0	13	0
Phillips.....	1	6	6.0	6	0
Dolson.....	1	4	4.0	4	0
DOLPHINS	332	3945	11.9	55	16
OPPONENTS	329	3782	11.5	70	23

INTERCEPTIONS	NO.	YDS.	AVG.	LG	TD
Buckley	4	26	6.5	12	0
Teague	2	25	12.5	23	0
Wooden	2	10	5.0	10	0
Madison	1	21	21.0	21	0
Z. Thomas	1	10	10.0	10	0
DOLPHINS	10	92	9.2	23	0
OPPONENTS	12	307	25.6	100t	4

PUNTING	NO.	YDS.	AVG.	LG	BK
Kidd	52	2247	43.2	58	0
Richardson	11	480	43.6	54	0
Mare	5	235	47.0	53	0
DOLPHINS	68	2962	43.6	58	0
OPPONENTS	63	2679	42.5	65	0

PUNT RET.	NO.	YDS.	AVG.	LG	TD
Jordan	26	273	10.5	38	0
Buckley	4	58	14.5	26	0
McDuffie	2	4	2.0	3	0
DOLPHINS	32	335	10.5	38	0
OPPONENTS	43	323	7.5	25	0

KICKOFF RET.	NO.	YDS.	AVG.	LG	TD
Spikes	24	565	23.5	48	0
McPhail	15	314	20.9	39	0
C. Harris	11	224	20.4	34	0
Ismail	8	166	20.8	27	0
Potts	1	16	16.0	16	0
Perry	1	7	7.0	7	0
Jordan.....	1	6	6.0	6	0
A. Harris	1	0	0.0	0	0
Hollier	1	0	0.0	0	0
DOLPHINS	63	1298	20.6	48	0
OPPONENTS	53	1018	19.2	40	0

SCORING	Ru	Pa	Rt	PAT	FG	S	2	TP
Mare	0	0	0	33/33	28/36	0	0	117
Abdul-Jabbar 15	1	0	0	0/0	0/0	0	0	96
Drayton	0	4	0	0/0	0/0	0	0	24
Jordan	0	3	0	0/0	0/0	0	0	18
McDuffie ..	0	1	1	0/0	0/0	0	0	12
McPhail	1	1	0	0/0	0/0	0	0	12
Spikes	2	0	0	0/0	0/0	0	0	12
L. Thomas ..	0	2	0	0/0	0/0	0	0	12
Barnett.....	0	1	0	0/0	0/0	0	0	6
Bowens	0	0	1	0/0	0/0	0	0	6
Buckley	0	0	1	0/0	0/0	0	0	6
Parmalee ..	1	0	0	0/0	0/0	0	0	6
Perriman ..	0	1	0	0/0	0/0	0	0	6

Perry	0	1	0	0/0	0/0	0	0	6
DOLPHINS	18	16	3	33/33	28/36	0	0	339
OPPONENTS	9	23	4	30/32	25/35	1	2	327

FIELD GOALS	1-19	20-29	30-39	40-49	50+
Mare	2/2	14/15	8/10	3/6	1/3
DOLPHINS	2/2	14/15	8/10	3/6	1/3
OPPONENTS ..	0/0	11/11	9/12	4/9	1/3

TWO-POINT CONVERSIONS
DOLPHINS 0-4, OPPONENTS 2-4

SACKS
Armstrong 5.5, Bowens 5.0, Rodgers 5.0, Taylor 5.0, Burton 4.0, Wilson 2.0, Gardener 1.5, A. Harris 1.0, Stubbs 1.0, Jackson 0.5, Z. Thomas 0.5.
DOLPHINS 31.0, OPPONENTS 22.0

STARTERS
OFFENSE
WR - O.J. McDuffie (16)
LT - Richmond Webb (16)
LG - Jeff Buckley (12), Keith Sims (4)
C - Tim Ruddy (15), John Bock (1)
RG - Everett McIver (14), John Bock (2)
RT - James Brown (16)
TE - Troy Drayton (15)
WR - Lamar Thomas (6), Fred Barnett (5), Brett Perriman (5)
QB - Dan Marino (16)
RB - Karim Abdul Jabbar (14), Jerris McPhail (1), Irving Spikes (1)
FB - Stanley Pritchett (5), Bernie Parmalee (4), Dewayne Dotson (2), Roosevelt Potts (1)
3rd WR - Charles Jordan (1)
2nd TE - Ed Perry (4)

DEFENSE
LDE - Trace Armstrong (16)
LDT - Tim Bowens (16)
RDT - Daryl Gardener (16)
RDE - Jason Taylor (11), Shane Burton (4), Dunstan Anderson (1)
LLB - Anthony Harris (14), Dwight Hollier (2)
MLB - Zach Thomas (15), Dwight Hollier (1)
RLB - Derrick Rodgers (14), Anthony Harris (2)
LCB - Terrell Buckley (15), Calvin Jackson (1)
RCB - Calvin Jackson (11), Sam Madison (3), Terrell Buckley (1), Tim Jacobs (1)
SS - Shawn Wooden (15), Corey Harris (1)
FS - Corey Harris (6), George Teague (6), Calvin Jackson (4)

* Indicates Rookie

PASSING	ATT.	COMP.	YDS.	PCT.	TD	INT.	LG	SCK/LST	RATING
Marino	548	319	3780	58.2	16	11	55	20/132	80.7
Erickson	28	13	165	46.4	0	1	27	2/21	50.4
DOLPHINS.....	576	332	3945	57.6	16	12	55	22/153	79.2
OPPONENTS.....	530	329	3782	62.1	23	10	70	31/231	90.1

1998 FINAL STATISTICS (10-6)

DATE	OPPONENT	SCORE	W/L	ATT.
9/6	at Indianapolis	24-15	W	60,587
9/13	BUFFALO	13-7	W	73,097
9/20	PITTSBURGH	21-0	W	73,948
10/4	at N.Y. Jets	9-20	L	75,257
10/12	at Jacksonville	21-28	L	74,051
10/18	ST. LOUIS	14-0	W	65,418
10/25	NEW ENGLAND	12-9 (OT)	W	73,973
11/1	at Buffalo	24-30	L	79,011
11/8	INDIANAPOLIS	27-14	W	73,400
11/15	at Carolina	13-9	W	67,887
11/23	at New England	23-26	L	58,729
11/29	NEW ORLEANS	30-10	W	73,216
12/6	at Oakland	27-17	W	61,254
12/13	N.Y. JETS	16-21	L	74,369
12/21	DENVER	31-21	W	74,363
12/27	at Atlanta	16-38	L	69,754

TEAM STATISTICS	MIA.	OPP.
TOTAL FIRST DOWNS	269	257
By Rushing	73	75
By Passing	176	148
By Penalty	20	34
Third Down: Made/Att.	81/226	70/213
Third Down Efficiency	35.8	32.9
Fourth Down: Made/Att.	6/12	6/11
TOTAL NET YARDS	4930	4435
Average Per Game	308.1	277.2
Total Plays	1028	944
NET YARDS RUSHING	1535	1511
Average Per Game	95.9	94.4
Total Rushes	458	395
NET YARDS PASSING	3395	2924
Average Per Game	212.2	182.8
Tackled/Yards Lost.	24/187	45/270
Gross Yards	3582	3194
Attempts/Completions	546/316	504/252
Completion Percentage	57.9	50.0
Had Intercepted	16	29
PUNTS/AVERAGE	97/41.9	88/45.3
PENALTIES/YARDS	106/864	97/875
FUMBLES/BALL LOST	25/12	25/7
TOUCHDOWNS	37	28
By Rushing	10	6
By Passing	23	17
By Returns	4	5

Score By Quarters	1	2	3	4	OT	Total
DOLPHINS	54	115	61	88	3	321
OPPONENTS	51	70	44	100	0	265

RUSHING	NO.	YDS.	AVG.	LG	TD
Abdul-Jabbar ..	270	960	3.6	45	6
Avery	143	503	3.5	44	2
Parmalee	8	20	2.5	10	0
Pritchett	6	19	3.2	11	1
Moore	4	12	3.0	4	0
McDuffie	3	11	3.7	5	0
Lusk	1	7	7.0	7	0
Doxzon	2	6	3.0	3	0
Marino	21	-3	-0.1	10	1
DOLPHINS	458	1535	3.4	45	10
OPPONENTS	395	1511	3.8	77	6

RECEIVING	NO.	YDS.	AVG.	LG	TD
McDuffie	90	1050	11.7	61t	7
Gadsden	48	713	14.9	50	7
L. Thomas	43	603	14.0	56t	5
Drayton	30	334	11.1	35	3

PASSING	ATT.	COMP.	YDS.	PCT.	TD	INT.	LG	SCK/LST	RATING
Marino	537	310	3497	57.7	23	15	61t	23/178	80.0
Huard	9	6	85	66.7	0	1	24	1/9	57.4
DOLPHINS	546	316	3582	57.9	23	16	61t	24/187	79.5
OPPONENTS	504	252	3194	50.0	17	29	62t	45/270	57.4

Perry	25	255	10.2	46	0
Parmalee	21	221	10.5	23	0
Abdul-Jabbar ..	21	102	4.9	18	0
Pritchett	17	97	5.7	24	0
Avery	10	67	6.7	19t	1
Jacquet	8	122	15.3	29	0
Jordan	2	17	8.5	9	0
Moore	1	1	1.0	1	0

DOLPHINS	316	3582	11.3	61t	23
OPPONENTS	252	3194	12.7	62t	17

INTERCEPTIONS NO.	YDS.	AVG.	LG	TD	
Buckley	8	157	19.6	61	1
Madison	8	114	14.3	35	0
Walker	4	12	3.0	7	0
Z. Thomas	3	21	7.0	17t	2
Jones	2	14	7.0	14t	1
Surtain	2	1	0.5	1	0
Wilson	1	0	0.0	0	0
Gardener	1	-1	-1.0	-1	0

DOLPHINS	29	318	11.0	61	4
OPPONENTS	16	365	22.8	87	2

PUNTING	NO.	YDS.	AVG.	LG	BK
Wilmsmeyer ..	93	3949	42.5	57	1
Mare	3	115	38.3	43	0

DOLPHINS	97	4064	41.9	57	1
OPPONENTS	88	3996	45.3	73	0

PUNT RET.	NO.	YDS.	AVG.	LG	TD
Buckley	29	354	12.2	35	0
McDuffie	12	141	11.8	39	0
Jordan	5	47	9.4	24	0

DOLPHINS	46	542	11.8	39	0
OPPONENTS	43	339	7.9	40	0

KICKOFF RET. NO.	YDS.	AVG.	LG	TD	
Avery	43	1085	25.2	55	0
Marion	6	109	18.2	28	0
Jacquet	4	103	25.8	37	0
DOLPHINS	53	1297	24.5	55	0
OPPONENTS	56	1227	21.9	95t	1

SCORING	Ru	Pa	Rt	PAT	FG	S	2	TP
Mare	0	0	0	33/34	22/27	0	0	99
Gadsden ..	0	7	0	0	0	0	0	42
McDuffie ..	0	7	0	0	0	0	0	42
Abdul-Jabbar	6	0	0	0	0	0	0	36
L. Thomas	0	5	0	0	0	0	0	30
Avery	2	1	0	0	0	0	0	18
Drayton	0	3	0	0	0	0	0	18
Z. Thomas	0	0	2	0	0	0	0	12
Buckley	0	0	1	0	0	0	0	6
Jones	0	0	1	0	0	0	0	6
Marino	1	0	0	0	0	0	0	6
Pritchett ..	1	0	0	0	0	0	0	6
DOLPHINS ..	10	23	4	33/34	22/27	0	0	321
OPPONENTS	6	17	5	24/24	23/32	0	2	265

FIELD GOALS	1-19	20-29	30-39	40-49	50+
Mare	0/0	12/13	5/5	5/7	0/2
DOLPHINS	0/0	12/13	5/5	5/7	0/2
OPPONENTS ..	0/1	8/8	5/6	8/15	2/2

TWO-POINT CONVERSIONS
DOLPHINS 0-3, OPPONENTS 2-4

SACKS

Armstrong 10.5, Taylor 9.0, Bromell 8.0, Jones 5.0, Rodgers 2.5, Burton 2.0, Mixon 2.0, Z. Thomas 2.0, Gardener 1.0, Jackson 1.0, Madison 1.0, TEAM 1.0.

DOLPHINS 45.0, OPPONENTS 24.0

STARTERS

OFFENSE

WR – Oronde Gadsden (12), Lamar Thomas (2)
 LT – Richmond Webb (9), Brent Smith (7)
 LG – Mark Dixon (10), John Bock (6)
 C – Tim Ruddy (16)
 RG – Kevin Donnalley (14), Mike Sheldon (2)
 RT – James Brown (16)
 TE – Troy Drayton (15), Ed Perry (1)
 WR – O.J. McDuffie (16)
 QB – Dan Marino (16)
 RB – Karim Abdul-Jabbar (15), Ron Moore (1)
 FB – Stanley Pritchett (12)
 2nd TE – Ed Perry (4), Hendrick Lusk (1), Frank Wainright (1)

DEFENSE

LDE – *Kenny Mixon (16)
 LDT – Tim Bowens (16)
 RDT – Daryl Gardener (16)
 RDE – Jason Taylor (15), Daniel Stubbs (1)
 LLB – Derrick Rodgers (16)
 MLB – Zach Thomas (16)
 RLB – Robert Jones (16)
 LCB – Terrell Buckley (16)
 RCB – Sam Madison (16)
 SS – Calvin Jackson (15), Shawn Wooden (1)

* Indicates Rookie

1999 FINAL STATISTICS (9-7)

DATE	OPPONENT	SCORE	W/L	ATT.
9/13	at Denver	38-21	W	75,623
9/19	ARIZONA	19-16	W	73,618
10/4	BUFFALO	18-23	L	74,073
10/10	at Indianapolis	34-31	W	56,810
10/17	at New England	31-30	W	60,006
10/24	PHILADELPHIA	16-13	W	73,975
10/31	at Oakland	16-9	W	61,556
11/7	TENNESSEE	17-0	W	74,109
11/14	at Buffalo	3-23	L	72,810
11/21	NEW ENGLAND	27-17	W	74,295
11/25	at Dallas	0-20	L	64,328
12/5	INDIANAPOLIS	34-37	L	74,096
12/12	at N.Y. Jets	20-28	L	78,246
12/19	SAN DIEGO	12-9	W	73,765
12/27	N.Y. JETS	31-38	L	74,230
1/2	at Washington	10-21	L	78,106

TEAM STATISTICS	MIA.	OPP.
TOTAL FIRST DOWNS	287	252
By Rushing	81	79
By Passing	188	145
By Penalty	18	28
Third Down: Made/Att.	80/236	60/208
Third Down Efficiency	33.9	28.8
Fourth Down: Made/Att.	8/14	8/16
TOTAL NET YARDS	4938	4404
Average Per Game	308.6	275.3
Total Plays	1071	936
NET YARDS RUSHING	1453	1476
Average Per Game	90.8	92.3
Total Rushes	445	413
NET YARDS PASSING	3485	2928
Average Per Game	217.8	183.0
Tackled/Yards Lost	37/251	39/240
Gross Yards	3736	3168
Attempts/Completions	589/329	484/256
Completion Percentage	55.9	52.9
Had Intercepted	21	18
PUNTS/AVERAGE	81/41.0	85/41.1
PENALTIES/YARDS	111/936	80/708
FUMBLES/BALL LOST	23/13	19/10
TOUCHDOWNS	30	35
By Rushing	8	6
By Passing	20	19
By Returns	2	10

Score By Quarters	1	2	3	4	OT	Total
DOLPHINS	50	106	58	112	0	326
OPPONENTS	73	83	75	105	0	336

RUSHING	NO.	YDS.	AVG.	LG	TD
Johnson	164	558	3.4	34	4
Collins	131	414	3.2	25	2
Pritchett	47	158	3.4	25	1
Huard	28	124	4.4	25	0
Denson	28	98	3.5	20	0
Abdul-Jabbar	28	95	3.4	12	1
Konrad	9	16	1.8	5	0
Jacquet	1	4	4.0	4	0
Zolak	2	-2	-1.0	-1	0
Marino	6	-6	-1.0	0	0
Martin	1	-6	-6.0	-6	0
DOLPHINS	445	1453	3.3	34	8
OPPONENTS	413	1476	3.6	43	6

RECEIVING	NO.	YDS.	AVG.	LG	TD
Martin	67	1037	15.5	69t	5
Gadsden	48	803	16.7	62	6
McDuffie	43	516	12.0	34	2
Pritchett	43	312	7.3	30	4
Konrad	34	251	7.4	25	1
Drayton	32	299	9.3	26	1
Green	18	234	13.0	27	0
Johnson	15	100	6.7	17	0
Goodwin	8	55	6.9	14	0
Collins	6	32	5.3	12	0
Denson	4	28	7.0	10	0
Abdul-Jabbar	4	25	6.3	14	0
Perry	3	8	2.7	5	1
McKenzie	2	18	9.0	13	0
Jacquet	1	18	18.0	18	0
Huard	1	0	0.0	0	0
DOLPHINS	329	3736	11.4	69t	20
OPPONENTS	256	3168	12.4	68t	19

INTERCEPTIONS	NO.	YDS.	AVG.	LG	TD
Madison	7	164	23.4	42	1
Buckley	3	3	1.0	18	0
Marion	2	30	15.0	28	0
Surtain	2	28	14.0	28	0
Wilson	1	13	13.0	13	0
Rodgers	1	5	5.0	5	0
Taylor	1	0	0.0	0	0
Z. Thomas	1	0	0.0	0	0
DOLPHINS	18	243	13.5	42	1
OPPONENTS	21	567	27.0	98t	7

PUNTING	NO.	YDS.	AVG.	LG	BK
Hutton	73	2978	40.8	63	0
Bartholomew	7	308	44.0	51	0
Mare	1	36	36.0	36	0
DOLPHINS	81	3322	41.0	63	0
OPPONENTS	85	3495	41.1	57	0

PUNT RET.	NO.	YDS.	AVG.	LG	TD
Jacquet	28	351	12.5	45	0
Buckley	8	13	1.6	8	0
McDuffie	7	62	8.9	21	0
Preston	1	6	6.0	6	0
DOLPHINS	44	432	9.8	45	0
OPPONENTS	42	424	10.1	43	0

KICKOFF RET.	NO.	YDS.	AVG.	LG	TD
Marion	62	1524	24.6	93	0
Wilson	3	50	16.7	23	0
Avery	2	55	27.5	33	0
Johnson	2	26	13.0	19	0
Jacquet	1	26	26.0	26	0
McDuffie	1	17	17.0	17	0
Z. Thomas	1	15	15.0	15	0
DOLPHINS	72	1713	23.8	93	0
OPPONENTS	58	1282	22.1	97t	1

SCORING	Ru	Pa	Rt	PAT	FG	S	2	TP
Mare	0	0	0	27/27	39/46	0	0	144
Gadsden	0	6	0	0/0	0/0	0	0	36
Martin	0	5	0	0/0	0/0	0	0	30
Pritchett	1	4	0	0/0	0/0	0	0	30
Johnson	4	0	0	0/0	0/0	0	0	24
Collins	2	0	0	0/0	0/0	0	0	12
McDuffie	0	2	0	0/0	0/0	0	0	12
Madison	0	0	1	0/0	0/0	0	0	8

Abdul-Jabbar	1	0	0	0/0	0/0	0	0	6
Drayton	0	1	0	0/0	0/0	0	0	6
Konrad	0	1	0	0/0	0/0	0	0	6
Perry	0	1	0	0/0	0/0	0	0	6
Taylor	0	0	1	0/0	0/0	0	0	6

DOLPHINS	8	20	2	27/27	39/46	1	3	326
OPPONENTS	6	19	10	33/35	31/40	0	0	336

FIELD GOALS	1-19	20-29	30-39	40-49	50+
Mare	1/1	9/9	17/17	9/14	3/5
DOLPHINS	1/1	9/9	17/17	9/14	3/5
OPPONENTS	0/0	6/6	10/14	12/16	3/4

TWO-POINT CONVERSIONS
DOLPHINS 0-3, OPPONENTS 0-0

SACKS
Owens 8.5, Armstrong 7.5, Bromell 5.0, Gardener 5.0, Wilson 3.0, Taylor 2.5, Surtain 2.0, Bowens 1.5, Buckley 1.0, Jackson 1.0, Marion 1.0, Z. Thomas 1.0.
DOLPHINS 39.0, OPPONENTS 37.0

STARTERS
OFFENSE
WR - Tony Martin (13)
LT - Richmond Webb (14), Brent Smith (2)
LG - Mark Dixon (13), Kevin Gogan (3)
C - Tim Ruddy (16)
RG - Kevin Donnalley (9), Kevin Gogan (7)
RT - James Brown (14), Brent Smith (2)
TE - Troy Drayton (13), Hunter Goodwin (2)
WR - O.J. McDuffie (10), Oronde Gadsden (6)
QB - Dan Marino (11), Damon Huard (5)
RB - Cecil Collins (6), *J.J. Johnson (4), Karim Abdul-Jabbar (3), Stanley Pritchett (2), Autry Denson (1)
FB - *Rob Konrad (9), Stanley Pritchett (5)
3rd WR - Oronde Gadsden (1), Yatil Green (1)
2nd TE - Hunter Goodwin (3), Ed Perry (1)

DEFENSE
LDE - Rich Owens (12), Trace Armstrong (2), Kenny Mixon (2)
LDT - Tim Bowens (15), Rich Owens (1)
RDT - Daryl Gardener (15), Lorenzo Bromell (1)
RDE - Jason Taylor (15), Rich Owens (1)
LLB - Derrick Rodgers (15)
MLB - Zach Thomas (16)
RLB - Robert Jones (15)
LCB - Terrell Buckley (11), Patrick Surtain (5)
RCB - Sam Madison (16)
SS - Calvin Jackson (10), Shawn Wooden (6)
FS - Brock Marion (16)
5th DB - Patrick Surtain (1)
6th DB - Jerry Wilson (1)

* Indicates Rookie

PASSING	ATT.	COMP.	YDS.	PCT.	TD	INT.	LG	SCK/LST	RATING
Marino	369	204	2448	55.3	12	17	62	9/66	67.4
Huard	216	125	1288	57.9	8	4	69t	28/185	79.8
Zolak	4	0	0	0.0	0	0	0	0/0	39.6
DOLPHINS	589	329	3736	55.9	20	21	69t	37/251	71.5
OPPONENTS	484	256	3168	52.9	19	18	68t	39/240	71.0

2000 FINAL STATISTICS (11-5)

DATE	OPPONENT	SCORE	W/L	ATT.
9/3	SEATTLE	23-0	W	72,949
9/10	at Minnesota	7-13	L	64,112
9/17	BALTIMORE	19-6	W	73,464
9/24	NEW ENGLAND	10-3	W	73,344
10/1	at Cincinnati	31-16	W	61,535
10/8	BUFFALO	22-13	W	73,901
10/23	at N.Y. Jets	37-40(OT)	L	78,389
10/29	GREEN BAY	28-20	W	73,740
11/5	at Detroit	23-8	W	77,813
11/12	at San Diego	17-7	W	56,896
11/19	N.Y. JETS	3-20	L	74,320
11/26	at Indianapolis	17-14	W	56,935
12/3	at Buffalo	33-6	W	73,002
12/10	TAMPA BAY	13-16	L	74,307
12/17	INDIANAPOLIS	13-20	L	73,884
12/24	at New England	27-24	W	60,292

TEAM STATISTICS	MIA.	OPP.
TOTAL FIRST DOWNS	251	289
By Rushing	104	92
By Passing	122	156
By Penalty	25	41
Third Down: Made/Att.	75/214	70/211
Third Down Efficiency	35.0	33.2
Fourth Down: Made/Att. ..	4/6	8/15
TOTAL NET YARDS	4461	4636
Average Per Game	278.8	289.8
Total Plays	945	995
NET YARDS RUSHING	1894	1736
Average Per Game	118.4	108.5
Total Rushes	496	417
NET YARDS PASSING	2567	2900
Average Per Game	160.4	181.3
Tackled/Yards Lost	28/153	48/270
Gross Yards	2720	3170
Attempts/Completions	421/243	530/282
Completion Percentage	57.7	53.2
Had Intercepted	17	28
PUNTS/AVERAGE	92/42.1	87/40.6
PENALTIES/YARDS	115/920	86/793
FUMBLES/BALL LOST	12/9	30/13
TOUCHDOWNS	34	23
By Rushing	16	9
By Passing	15	13
By Returns	3	1

Score By Quarters	1	2	3	4	OT	Total
DOLPHINS	67	109	90	57	0	323
OPPONENTS	50	57	9	107	3	226

RUSHING	NO.	YDS.	AVG.	LG	TD
L. Smith	309	1139	3.7	68t	14
Fiedler	54	267	4.9	30	1
Johnson	50	168	3.4	16	1
T. Thomas	28	136	4.9	25	0
Denson	31	108	3.5	12	0
Izzo	1	39	39.0	39	0
Konrad	15	39	2.6	5	0
Shepherd	4	3	0.8	14	0
Emanuel	3	-2	-0.7	0	0
McDuffie	1	-3	-3.0	-3	0

DOLPHINS	496	1894	3.8	68t	16
OPPONENTS	417	1736	4.2	45	9

RECEIVING	NO.	YDS.	AVG.	LG	TD
Gadsden	56	786	14.0	61	6

Shepherd	35	446	12.7	46t	4
L. Smith	31	201	6.5	28	2
Martin	26	393	15.1	44	0
T. Thomas	16	117	7.3	15	1
McDuffie	14	143	10.2	24	0
Denson	14	105	7.5	28	0
Konrad	14	83	5.9	18	0
Weaver	10	179	17.9	41	0
Johnson	10	61	6.1	11	0
Emanuel	7	132	18.9	53t	1
Goodwin	6	36	6.0	9t	1
Ogden	2	24	12.0	12	0
Dyer	2	14	7.0	13	0

DOLPHINS	243	2720	11.2	61	15
OPPONENTS	282	3170	11.2	59	13

INTERCEPTIONS	NO.	YDS.	AVG.	LG	TD
Walker	7	80	11.4	31	0
Madison	5	80	16.0	34	0
Marion	5	72	14.4	24	0
Surtain	5	55	11.0	43	0
Wilson	1	19	19.0	19	0
Jeffries	1	3	3.0	3	0
Taylor	1	2	2.0	2	0
Bowens	1	0	0.0	0	0
Shaw	1	0	0.0	0	0
Z. Thomas	1	0	0.0	0	0

DOLPHINS	28	311	11.1	43	0
OPPONENTS	17	102	6.0	32	1

PUNTING	NO.	YDS.	AVG.	LG	BK
Turk	92	3870	42.1	70	0
DOLPHINS	92	3870	42.1	70	0
OPPONENTS	87	3532	40.6	65	1

PUNT RET.	NO.	YDS.	AVG.	LG	TD
Ogden	19	323	17.0	81t	1
Shepherd	15	164	10.9	32	0
Kelly	5	31	6.2	10	0
McDuffie	0	0	-	-	0

DOLPHINS	39	518	13.3	81t	1
OPPONENTS	36	258	7.2	40	0

KICKOFF RET.	NO.	YDS.	AVG.	LG	TD
Denson	20	495	24.8	56	0
Marion	22	513	23.3	47	0
Williams	3	64	21.3	24	0
Johnson	2	26	13.0	26	0
Goodwin	2	6	3.0	6	0
Weaver	1	15	15.0	15	0
Shepherd	1	14	14.0	14	0
DOLPHINS	51	1133	22.2	56	0
OPPONENTS	68	1260	18.5	37	0

SCORING	Ru	Pa	Rt	PAT	FG	S	2	TP
Mare	0	0	0	33/34	28/31	0	0	117
L. Smith	14	2	0	0/0	0/0	0	0	96
Gadsden	0	6	0	0/0	0/0	0	0	36
Shepherd	0	4	0	0/0	0/0	0	0	24
Emanuel	0	1	0	0/0	0/0	0	0	6
Fiedler	1	0	0	0/0	0/0	0	0	6
Goodwin	0	1	0	0/0	0/0	0	0	6
Johnson	1	0	0	0/0	0/0	0	0	6
Madison	0	0	1	0/0	0/0	0	0	6
Ogden	0	0	1	0/0	0/0	0	0	6
Taylor	0	0	1	0/0	0/0	0	0	6
T. Thomas	0	1	0	0/0	0/0	0	0	6

Haley	0	0	0	0/0	0/0	1	0	2
DOLPHINS	16	15	3	33/34	28/31	1	0	323
OPPONENTS	9	13	1	20/20	22/30	0	1	226

FIELD GOALS	1-19	20-29	30-39	40-49	50+
Mare	0/0	7/8	9/10	12/13	0/0

DOLPHINS	0/0	7/8	9/10	12/13	0/0
OPPONENTS	0/0	4/4	10/12	7/9	1/5

TWO-POINT CONVERSIONS	DOLPHINS	OPPONENTS
DOLPHINS 0-0, OPPONENTS 1-3		

SACKS	Armstrong	16.5	Taylor	14.5	Bowens	2.5
	Gardener	2.5	Mixon	2.5	Bromell	2.0
	Walker	2.0	Haley	1.5	Z. Thomas	1.5
	Surtain	1.0	Owens	0.5	Rodgers	0.5
	Wilson	0.5				
DOLPHINS	48.0	OPPONENTS	28.0			

STARTERS	
OFFENSE	
WR	– Oronde Gadsden (16)
LT	– Richmond Webb (14), Brent Smith (2)
LG	– Mark Dixon (15), John Bock (1)
C	– Tim Ruddy (16)
RG	– Kevin Donnalley (16)
RT	– Todd Wade (16)
TE	– Hunter Goodwin (16)
WR	– Leslie Shepherd (11), Tony Martin (5)
QB	– Jay Fiedler (15), Damon Huard (1)
RB	– Lamar Smith (15), J.J. Johnson (1)
FB	– Rob Konrad (14), Deon Dyer (1)
3rd WR	– O.J. McDuffie (1)

DEFENSE	LDE	Kenny Mixon	(13)	Rich Owens	(3)
	LDT	Tim Bowens	(15)	Jermaine Haley	(1)
	RDT	Daryl Gardener	(10)	Jermaine Haley	(3)
		Kenny Mixon	(3)		
	RDE	Jason Taylor	(16)		
	LLB	Derrick Rodgers	(14)		
	MLB	Zach Thomas	(11)	Robert Jones	(2)
		Scott Galyon	(1)		
	RLB	Robert Jones	(14)	Twan Russell	(2)
	LCB	Patrick Surtain	(16)		
	RCB	Sam Madison	(16)		
	SS	Brian Walker	(16)		
	FS	Brock Marion	(16)		
	5th DB	Terrance Shaw	(3)	Jerry Wilson	(1)

* Indicates Rookie

PASSING	ATT.	COMP.	YDS.	PCT.	TD	INT.	LG	SCK/LST	RATING
Fiedler	357	204	2402	57.1	14	14	61	23/129	74.5
Huard	63	39	318	61.9	1	3	29	4/22	60.2
L. Smith	1	0	0	0.00	0	0	0	0/0	39.6
T. Thomas	0	0	0	0.00	0	0	0	1/2	-
DOLPHINS	421	243	2720	57.7	15	17	61	28/153	72.2
OPPONENTS	530	282	3170	53.2	13	28	59	48/270	57.5

2001 FINAL STATISTICS (11-5)

DATE	OPPONENT	SCORE	W/L	ATT.
9/9	at Tennessee	31-23	W	68,798
9/23	OAKLAND	18-15	W	73,404
9/30	at St. Louis	10-42	L	66,046
10/7	NEW ENGLAND	30-10	W	73,024
10/14	at N.Y. Jets	17-21	L	78,823
10/28	at Seattle	24-20	W	59,108
11/4	CAROLINA	23-6	W	72,597
11/11	at Indianapolis	27-24	W	57,127
11/18	N.Y. JETS	0-24	L	74,259
11/25	at Buffalo	34-27	W	73,063
12/2	DENVER	21-10	W	73,938
12/10	INDIANAPOLIS	41-6	W	73,858
12/16	at San Francisco	0-21	L	68,223
12/22	at New England	13-20	L	60,292
1/30	ATLANTA	21-14	W	73,619
1/6	BUFFALO	34-7	W	73,428

TEAM STATISTICS	MIA.	OPP.
TOTAL FIRST DOWNS	263	283
By Rushing	95	97
By Passing	154	148
By Penalty	14	38
Third Down: Made/Att.	89/215	70/201
Third Down Efficiency	41.4	34.8
Fourth Down: Made/Att.	9/14	6/15
TOTAL NET YARDS	4821	4608
Average Per Game	301.3	288.0
Total Plays	953	957
NET YARDS RUSHING	1664	1779
Average Per Game	104.0	111.2
Total Rushes	473	453
NET YARDS PASSING	3157	2829
Average Per Game	197.3	176.8
Tackled/Yards Lost	27/178	37/230
Gross Yards	3335	3059
Attempts/Completions	453/275	467/262
Completion Percentage	60.7	56.1
Had Intercepted	19	17
PUNTS/AVERAGE	81/41.0	86/44.1
PENALTIES/YARDS	107/914	82/623
FUMBLES/BALL LOST	26/19	27/11
TOUCHDOWNS	41	35
By Rushing	14	9
By Passing	20	22
By Returns	7	4

Score By Quarters	1	2	3	4	TOTotal
DOLPHINS	65	110	27	142	0 344
OPPONENTS	58	91	86	55	0 290

RUSHING	NO.	YDS.	AVG.	LG	TD
L. Smith	313	968	3.1	25	6
Fiedler	73	321	4.4	26	4
Minor	59	281	4.8	56t	2
McKnight	6	39	6.5	18	0
J. Johnson	5	22	4.4	9	0
Konrad	5	22	4.4	18t	1
Ward	2	21	10.5	16	0
Lucas	8	6	0.8	3	1
Mare	1	-5	-5.0	-5	0
Chambers	1	-11	-11.0	-11	0
DOLPHINS	473	1664	3.5	56t	14
OPPONENTS	453	1779	3.9	44	9

RECEIVING	NO.	YDS.	AVG.	LG	TD
McKnight	55	684	12.4	40	3
Gadsden	55	674	12.3	61	3
Chambers	48	883	18.4	74t	7

PASSING	ATT.	COMP.	YDS.	PCT.	TD	INT.	LG	SCK/LST	RATING
Fiedler	450	273	3290	60.7	20	19	74t	27/178	80.3
Lucas	3	2	45	66.7	0	0	28	0/0	109.7
DOLPHINS	453	275	3335	60.7	20	19	74t	27/178	80.6
OPPONENTS	467	262	3059	56.1	22	17	80t	37/230	76.7

L. Smith	30	234	7.8	65t	2
Minor	29	263	9.1	29	1
Ward	21	209	10.0	20	0
Weaver	18	215	11.9	27	2
Ogden	6	73	12.2	18	1
Konrad	5	52	10.4	17	1
Goodwin	4	27	6.8	9	0
J. Johnson	4	21	5.3	7	0
DOLPHINS	275	3335	12.1	74t	20
OPPONENTS	262	3059	11.7	80t	22

INTERCEPTIONS	NO.	YDS.	AVG.	LG	TD
Marion	5	227	45.4	100t	2
Surtain	3	74	24.7	41	1
Thomas	2	51	25.5	34t	1
Madison	2	0	0.0	0	0
Mixon	1	56	56.0	56t	1
J. Taylor	1	4	4.0	4	0
Freeman	1	0	0.0	0	0
Galyon	1	0	0.0	0	0
Walker	1	0	0.0	0	0
DOLPHINS	17	412	24.2	100t	5
OPPONENTS	19	254	13.4	63t	3

PUNTING	NO.	YDS.	AVG.	LG	BK
Turk	81	3321	41.0	77	0
DOLPHINS	81	3321	41.0	77	0
OPPONENTS	86	3789	44.1	73	0

PUNT RET.	NO.	YDS.	AVG.	LG	TD
Ogden	32	377	11.8	48	0
Ward	9	88	9.8	18	0
Madison	1	6	6.0	6	0
Cousin	1	0	0.0	0	0
Chambers	0	0	-	-	0
DOLPHINS	43	471	11.0	48	0
OPPONENTS	30	136	4.5	23	0

KICKOFF RET.	NO.	YDS.	AVG.	LG	TD
Chambers	36	811	22.5	47	0
Marion	17	371	1.8	55	0
Dyer	2	24	12.0	14	0
J. Johnson	1	16	16.0	16	0
E. Perry	1	0	0.0	0	0
DOLPHINS	51	1133	22.2	56	0
OPPONENTS	68	1260	18.5	37	0

SCORING	Ru	Pa	Rt	PAT	FG	S	2	TP
Mare	0	0	0	39/40	19/21	0	0	96
L. Smith	6	2	0	0/0	0/0	0	0	48
Chambers	0	7	0	0/0	0/0	0	0	42
Fiedler	4	0	0	0/0	0/0	0	0	24
Minor	2	1	1	0/0	0/0	0	0	24
McKnight	0	3	0	0/0	0/0	0	1	20
Gadsden	0	3	0	0/0	0/0	0	0	18
Konrad	1	1	0	0/0	0/0	0	0	12
Marion	0	0	2	0/0	0/0	0	0	12
Weaver	0	2	0	0/0	0/0	0	0	12
Lucas	1	0	0	0/0	0/0	0	0	6
Mixon	0	0	1	0/0	0/0	0	0	6
Ogden	0	1	0	0/0	0/0	0	0	6
Surtain	0	0	1	0/0	0/0	0	0	6
J. Taylor	0	0	1	0/0	0/0	0	0	6
Thomas	0	0	1	0/0	0/0	0	0	6
DOLPHINS 14	20	7	39/40	19/21	0	1	344	
OPPONENTS 9	22	4	32/34	16/22	0	0	290	

FIELD GOALS	1-19	20-29	30-39	40-49	50+
Mare	1/1	8/8	8/8	2/4	0/0
DOLPHINS	1/1	8/8	8/8	2/4	0/0
OPPONENTS	0/0	5/6	4/5	6/9	1/2

TWO-POINT CONVERSIONS
McKnight 1
DOLPHINS 1-1, OPPONENTS 0-1
SACKS
J. Taylor 8.5, Bromell 6.5, Gardener 4.0, T. Bowens 3.0, Thomas 3.0, Cousin 2.0, Mixon 2.0, Greenwood 1.5, D. Bowens LG 1.0, D. Bowens 1.0, Freeman 1.0, Galyon 1.0, Rodgers 1.0, Surtain 1.0, Grant 0.5, Haley 0.5, Ogunieye 0.5
DOLPHINS 37.0, OPPONENTS 27.0

STARTERS
OFFENSE
WR - James McKnight (15), Dedric Ward (1)
LT - Spencer Folau (15), Marcus Spriggs (1)
LG - Mark Dixon (10), Heath Irwin (6)
C - Tim Ruddy (15), Heath Irwin (1)
RG - Todd Perry (16)
RT - Todd Wade (15), Harry Swayne (1)
TE - Hunter Goodwin (11), Jed Weaver (2)
WR - Oronde Gadsden (14), *Chris Chambers (2)
QB - Jay Fiedler (16)
RB - Lamar Smith (16)
FB - Rob Konrad (9)
3rd WR - *Chris Chambers (5)
2nd TE - Jed Weaver (5)

DEFENSE
LDE - Kenny Mixon (15), Lorenzo Bromell (1)
LDT - Tim Bowens (15), Jermaine Haley (1)
RDT - Daryl Gardener (8), Jermaine Haley (4), Ernest Grant (3), Kenny Mixon (1)
RDE - Jason Taylor (16)
LLB - Derrick Rodgers (14), Scott Galyon (2)
MLB - Zach Thomas (15), Tommy Hendricks (1)
LCB - Morlon Greenwood (12), Twan Russell (2)
RCB - Patrick Surtain (16)
RCB - Sam Madison (13), *Jamar Fletcher (2), Terry Cousin (1)
SS - Brian Walker (13), Arturo Freeman (3)
FS - Brock Marion (15), Arturo Freeman (1)
5th DB - Terry Cousin (2)

* Indicates Rookie

2002 FINAL STATISTICS (9-7)

DATE	OPPONENT	SCORE	W/L	ATT.
9/8	DETROIT	49-21	W	72,216
9/15	at Indianapolis	21-13	W	56,650
9/22	N.Y. JETS	30-3	W	73,426
9/29	at Kansas City	30-48	L	78,178
10/6	NEW ENGLAND	26-13	W	73,369
10/13	at Denver	24-22	W	75,941
10/20	BUFFALO	10-23	L	73,180
11/4	at Green Bay	10-24	L	63,284
11/10	at N.Y. Jets	10-13	L	78,920
11/17	BALTIMORE	26-7	W	73,013
11/24	SAN DIEGO	30-3	W	73,138
12/1	at Buffalo	21-38	L	73,287
12/9	CHICAGO	27-9	W	73,609
12/15	OAKLAND	23-17	W	73,572
12/21	at Minnesota	17-20	L	64,285
12/29	at New England	24-27(OT)	L	68,436

TEAM STATISTICS	MIA.	OPP.
TOTAL FIRST DOWNS	318	285
By Rushing	139	86
By Passing	155	162
By Penalty	24	37
Third Down: Made/Att.	76/199	68/201
Third Down Efficiency	38.2	33.8
Fourth Down: Made/Att.	3/10	4/13
Fourth Down Efficiency	30.0	30.8
POSSESSION AVERAGE	31:24	28:36
TOTAL NET YARDS	5392	4656
Average Per Game	337.0	291.0
Total Plays	1010	974
Average Per Play	5.3	4.8
NET YARDS RUSHING	2502	1554
Average Per Game	156.4	97.1
Total Rushes	530	407
NET YARDS PASSING	2890	3102
Average Per Game	180.6	193.9
Tackled/Yards Lost	25/179	47/327
Gross Yards	3069	3429
Attempts/Completions	455/271	520/294
Completion Percentage	59.6	56.5
Had Intercepted	15	21
PUNTS/AVERAGE	69/40.2	80/42.9
NET PUNTING AVERAGE	69/34.5	80/37.7
PENALTIES/YARDS	103/859	106/826
FUMBLES/BALL LOST	28/15	23/9
TOUCHDOWNS	44	31
By Rushing	24	9
By Passing	18	20
By Returns	2	2

Score By Quarters	1	2	3	4	OT	Total
DOLPHINS	113	111	69	85	0	378
OPPONENTS	35	98	66	99	3	301

RUSHING	NO.	YDS.	AVG.	LG	TD
R. Williams	383	1853	4.8	63t	16
Minor	44	180	4.1	23	2
Lucas	36	126	3.5	17	2
Edwards	20	107	5.4	19	1
Fiedler	28	99	3.5	12	3
Chambers	6	78	13.0	45	0
McKnight	7	58	8.3	19	0
McMichael	1	8	8.0	8	0
Konrad	3	2	0.7	2	0
Rosenfels	2	-9	-4.5	-2	0
DOLPHINS	530	2502	4.7	63t	24
OPPONENTS	407	1554	3.8	38	9

RECEIVING	NO.	YDS.	AVG.	LG	TD
Chambers	52	734	14.1	59t	3
R. Williams	47	363	7.7	52	1
McMichael	39	485	12.4	45	4
Konrad	34	233	6.9	19	3
McKnight	29	528	18.2	77	2
Ward	19	172	9.1	22	0
Edwards	18	126	7.0	14	1
Gadsden	16	228	14.3	29	0
Carter	8	66	8.3	15	1
Weaver	6	75	12.5	25	3
Clark	2	42	21.0	26	0
Baker	1	17	17.0	17	0
DOLPHINS	271	3069	11.3	77	18
OPPONENTS	294	3429	11.7	73t	20

INTERCEPTIONS	NO.	YDS.	AVG.	LG	TD
Surtain	6	79	13.2	40t	1
Marion	5	99	19.8	62	0
Madison	3	15	5.0	15	0
Fletcher	2	30	15.0	30	0
Rodgers	2	28	14.0	21	0
Thomas	1	7	7.0	7	0
Haley	1	0	0.0	0	0
Wooden	1	0	0.0	0	0
DOLPHINS	21	258	12.3	62	1
OPPONENTS	15	319	21.3	89t	2

PUNTING	NO.	YDS.	AVG.	LG	BK
Royals	69	2772	40.2	56	0
DOLPHINS	69	2772	40.2	56	0
OPPONENTS	80	3432	42.9	65	0

PUNT RET.	NO.	YDS.	AVG.	LG	TD
Ward	16	169	10.6	34	0
Johnson	8	69	8.6	13	0
Baker	7	55	7.9	21	0
DOLPHINS	31	293	9.5	34	0
OPPONENTS	39	273	7.0	43	0

KICKOFF RET.	NO.	YDS.	AVG.	LG	TD
Minor	46	1071	23.3	66	0
Johnson	12	330	27.5	49	0
Konrad	2	33	16.5	18	0
Weaver	2	23	11.5	18	0
Fletcher	1	0	0.0	0	0
McKnight	0	26	-	26	0
DOLPHINS	63	1483	23.5	66	0
OPPONENTS	69	1540	22.3	56	0

SCORING	Ru	Pa	Rt	PAT	FG	S	2	TP
Mare	0	0	0	42/43	24/31	0	0	114
R. Williams	16	1	0	0/0	0/0	0	0	102
McMichael	0	4	0	0/0	0/0	0	0	24
Chambers	0	3	0	0/0	0/0	0	0	18
Fiedler	3	0	0	0/0	0/0	0	0	18
Konrad	0	3	0	0/0	0/0	0	0	18
Weaver	0	3	0	0/0	0/0	0	0	18
Edwards	1	1	0	0/0	0/0	0	0	12
Lucas	2	0	0	0/0	0/0	0	0	12
McKnight	0	2	0	0/0	0/0	0	0	12
Minor	2	0	0	0/0	0/0	0	0	12
Carter	0	1	0	0/0	0/0	0	0	6
Gamble	0	0	1	0/0	0/0	0	0	6
Surtain	0	0	1	0/0	0/0	0	0	6
DOLPHINS	24	18	2	42/43	24/31	0	0	378
OPPONENTS	29	20	2	27/27	28/30	0	0	301

FIELD GOALS	1-19	20-29	30-39	40-49	50+
Mare	0/0	13/14	2/3	7/11	2/3
DOLPHINS	0/0	13/14	2/3	7/11	2/3
OPPONENTS	0/0	9/9	8/8	6/8	5/5

TWO-POINT CONVERSIONS
DOLPHINS 0-1, OPPONENTS 2-4

SACKS
Taylor 18.5, Ogunleye 9.5, J. Williams 6.0, Burnett 4.0, D. Bowens 1.5, Chester 1.5, Freeman 1.5, Surtain 1.5, Greenwood 1.0, McGarrahan 1.0, Haley 0.5, Thomas 0.5.
DOLPHINS 47.0, OPPONENTS 25.0

STARTERS
OFFENSE
WR - James McKnight (8), Oronde Gadsden (6), Cris Carter (1), Dedric Ward (1)
LT - Mark Dixon (12), Marcus Spriggs (4)
LG - Jamie Nails (14), *Seth McKinney (2)
C - Tim Ruddy (16)
RG - Todd Perry (16)
RT - Todd Wade (16)
TE - *Randy McMichael (16)
WR - Chris Chambers (15), James McKnight (1)
QB - Jay Fiedler (10), Ray Lucas (6)
RB - Ricky Williams (16)
FB - Rob Konrad (12)
2nd TE - Jed Weaver (4)

DEFENSE
LDE - Adewale Ogunleye (16)
LDT - Tim Bowens (16)
RDT - Larry Chester (16)
RDE - Jason Taylor (16)
LLB - Derrick Rodgers (15)
MLB - Zach Thomas (16)
RLB - Morlon Greenwood (14)
LCB - Patrick Surtain (14), Jamar Fletcher (2)
RCB - Sam Madison (16)
SS - Arturo Freeman (16)
FS - Brock Marion (16)
5th DB - Jamar Fletcher (2)
6th DB - Shawn Wooden (1)

* Indicates Rookie

PASSING	ATT.	COMP.	YDS.	PCT.	TD	INT.	LG	SCK/LST	RATING
Fiedler	292	179	2024	61.3	14	9	59t	13/89	85.2
Lucas	160	92	1045	57.5	4	6	77	12/90	69.9
Rosenfels	3	0	0	0.0	0	0	0	0/0	39.6
DOLPHINS	455	271	3069	59.6	18	15	77	25/179	79.3
OPPONENTS	520	294	3429	56.5	20	21	73t	47/327	72.7

2003 FINAL STATISTICS (10-6)

DATE	OPPONENT	SCORE	W/L	ATT.
9/7	HOUSTON	20-21	L	73,010
9/14	at N.Y. Jets	21-10	W	77,461
9/21	BUFFALO	17-7	W	73,458
10/5	at N.Y. Giants	23-10	W	78,863
10/12	at Jacksonville	24-10	W	66,437
10/19	NEW ENGLAND	13-19(OT)	L	73,650
10/27	at San Diego	26-10	W	73,014
11/2	INDIANAPOLIS	17-23	L	73,258
11/9	at Tennessee	7-31	L	68,809
11/16	BALTIMORE	9-6(OT)	W	73,333
11/23	WASHINGTON	24-23	W	73,578
11/27	at Dallas	40-21	W	64,110
12/7	at New England	0-12	L	68,436
12/15	PHILADELPHIA	27-34	L	73,780
12/21	at Buffalo	20-3	W	73,319
12/28	N.Y. JETS	23-21	W	73,720

TEAM STATISTICS	MIA.	OPP.
TOTAL FIRST DOWNS	266	283
By Rushing	99	82
By Passing	145	171
By Penalty	22	30
Third Down: Made/Att.	67/205	81/222
Third Down Efficiency	32.7	36.5
Fourth Down: Made/Att.	5/10	2/12
Fourth Down Efficiency	50.0	16.7
POSSESSION AVERAGE.....	29:49	30:11
TOTAL NET YARDS	4609	4787
Average Per Game	288.1	299.2
Total Plays	968	1014
Average Per Play	4.8	4.7
NET YARDS RUSHING	1817	1452
Average Per Game	113.6	90.8
Total Rushes	487	441
NET YARDS PASSING	2792	3335
Average Per Game	174.5	208.4
Sacked/Yards Lost.....	31/209	44/253
Gross Yards	3001	3588
Attempts/Completions.....	450/257	529/319
Completion Percentage.....	57.1	60.3
Had Intercepted	19	22
PUNTS/AVERAGE	84/39.0	80/41.2
NET PUNTING AVERAGE	84/34.9	80/36.1
PENALTIES/YARDS	103/913	98/766
FUMBLES/BALL LOST	26/15	26/14
TOUCHDOWNS	35	26
By Rushing	14	11
By Passing	17	12
By Returns	4	3

Score By Quarters	1	2	3	4	OT	Total
DOLPHINS	68	124	44	72	3	311
OPPONENTS	49	86	48	72	6	261

RUSHING	NO.	YDS.	AVG.	LG	TD
R. Williams	392	1372	3.5	45	9
Minor	41	193	4.7	26	1
Fiedler	34	88	2.6	14	3
McKnight	2	75	37.5	68t	1
Chambers	4	30	7.5	12	0
Turk	3	30	10.0	23	0
Konrad	4	17	4.3	11	0
Griese	5	15	3.0	9	0
Rosenfels	1	-1	-1.0	-1	0
O. Ayanbadejo1	-2	-2.0	-2	0	
DOLPHINS	487	1817	3.7	68t	14
OPPONENTS	441	1452	3.3	28	11

RECEIVING	NO.	YDS.	AVG.	LG	TD
Chambers	64	963	15.0	57t	11
R. Williams	50	351	7.0	59	1
McMichael	49	598	12.2	46	2
Thompson	26	359	13.8	31	0
McKnight	23	285	12.4	80t	2
Konrad	16	166	10.4	25	0
O. Ayanbadejo12	53	4.4	12	0	
Lee	7	110	15.7	25	1
Gadsden	4	48	12.0	23	0
Minor	4	13	3.3	12	0
Newson	2	55	27.5	37	0
DOLPHINS	257	3001	11.7	80t	17
OPPONENTS	319	3588	11.2	82t	12

INTERCEPTIONS	NO.	YDS.	AVG.	LG	TD
Surtain	7	59	8.4	32	0
Knight	3	98	32.7	70	0
Madison	3	82	27.3	36	1
Thomas	3	21	7.0	19	0
Marion	3	3	1.0	3	0
Buckley	2	75	37.5	74t	1
Zgonina	1	0	0.0	0	0
DOLPHINS	22	338	15.4	74t	2
OPPONENTS	19	194	10.2	54t	3

PUNTING	NO.	YDS.	AVG.	LG	BK
Turk	68	2631	38.7	57	0
Royals	16	643	40.2	50	0
DOLPHINS	84	3274	39.0	57	0
OPPONENTS	80	3294	41.2	64	0

PUNT RET.	NO.	YDS.	AVG.	LG	TD
Rogers	21	186	8.9	48	0
Simmons	8	100	12.5	32	0
Buckley	1	2	2.0	2	0
Newson	1	0	0.0	0	0
DOLPHINS	31	288	9.3	48	0
OPPONENTS	29	185	6.4	26	0

KICKOFF RET.	NO.	YDS.	AVG.	LG	TD
Minor	34	727	21.4	49	0
Rogers	19	383	20.2	33	0
Simmons	3	64	21.3	34	0
Lee	1	0	0.0	0	0
McKnight	0	28	-	28	0
DOLPHINS	57	1202	21.1	49	0
OPPONENTS	47	1010	21.5	73	0

SCORING	Ru	Pa	Rt	PAT	FG	S	2	PT
Mare	0	0	0	33/34	22/29	0	0	99
Chambers	0	11	0	0/0	0/0	0	0	66
R. Williams	9	1	0	0/0	0/0	0	0	60
Fiedler	3	0	0	0/0	0/0	0	0	18
McKnight	1	2	0	0/0	0/0	0	0	18
McMichael	0	2	1	0/0	0/0	0	0	18
Taylor	0	0	1	0/0	0/0	1	0	8
Buckley	0	0	1	0/0	0/0	0	0	6
Lee	0	1	0	0/0	0/0	0	0	6
Madison	0	0	1	0/0	0/0	0	0	6
Minor	1	0	0	0/0	0/0	0	0	6
DOLPHINS 14	17	4	33/34	22/29	1	0	31t	
OPPONENTS11	12	3	23/23	26/31	2	0	26t	

FIELD GOALS	1-19	20-29	30-39	40-49	50+
Mare	0/0	9/9	3/6	6/8	4/6
DOLPHINS	0/0	9/9	3/6	6/8	4/6
OPPONENTS ...	0/0	10/11	8/9	5/6	3/5

TWO-POINT CONVERSIONS
DOLPHINS 0-1, OPPONENTS 0-2
SACKS
Ogunleye 15.0, Taylor 13.0, Seau 3.0, Zgonina 3.0, J. Williams 2.5, T. Bowens 2.0, Burnett 2.0, D. Bowens 1.0, Freeman 1.0, Thomas 1.0, Greenwood 0.5.
DOLPHINS 44.0, OPPONENTS 31.0

STARTERS
OFFENSE
WR - Chris Chambers (16)
LT - Wade Smith (16)
LG - Jamie Nails (15), Seth McKinney (1)
C - Tim Ruddy (14), Seth McKinney (2)
RG - Todd Perry (15), Greg Jerman (1)
RT - Todd Wade (16)
TE - Randy McMichael (16)
WR - Derrius Thompson (12), James McKnight (1)
QB - Jay Fiedler (11), Brian Griese (5)
FB - Rob Konrad (12), Obafemi Ayanbadejo (2)
RB - Ricky Williams (16)
2nd TE - Donald Lee (5)

DEFENSE
LDE - Adewale Ogunleye (16)
LDT - Tim Bowens (13), Jeff Zgonina (2), Dario Romero (1)
RDT - Larry Chester (15), Jeff Zgonina (1)
RDE - Jason Taylor (16)
LLB - Junior Seau (15), Tommy Hendricks (1)
MLB - Zach Thomas (15), Tommy Hendricks (1)
RLB - Morlon Greenwood (11)
LCB - Patrick Surtain (15), Terrell Buckley (1)
RCB - Sam Madison (16)
SS - Sammy Knight (16)
FS - Brock Marion (16)
5th DB - Terrell Buckley (4), Trent Gamble (1)

* Indicates Rookie

PASSING	ATT.	COMP.	YDS.	PCT.	TD	INT.	LG	SCK/LST	RATING
Fiedler	314	179	2138	57.0	11	13	59	19/126	72.4
Griese	130	74	813	56.9	5	6	80t	12/83	69.2
Rosenfels	6	4	50	66.7	1	0	21t	0/0	131.9
DOLPHINS	450	257	3001	57.1	17	19	80t	31/209	72.5
OPPONENTS	529	319	3588	60.3	12	22	82t	44/253	70.8

2004 FINAL STATISTICS (4-12)

DATE	OPPONENT	SCORE	W/L	ATT.
9/11	TENNESSEE	7-17	L	69,987
9/19	at Cincinnati	13-16	L	65,705
9/26	PITTSBURGH	3-13	L	72,225
10/3	NEW YORK JETS	9-17	L	73,157
10/10	at New England	10-24	L	68,756
10/17	at Buffalo	13-20	L	72,714
10/24	ST. LOUIS	31-14	W	72,945
11/1	at New York Jets	14-41	L	78,216
11/7	ARIZONA	23-24	L	72,612
11/21	at Seattle	17-24	L	66,644
11/28	at San Francisco	24-17	W	66,644
12/5	BUFFALO	32-42	L	73,084
12/12	at Denver	17-20	L	75,027
12/20	NEW ENGLAND	29-28	W	73,629
12/26	CLEVELAND	10-7	W	73,169
1/2	at Baltimore	23-30	L	69,843

TEAM STATISTICS	MIA.	OPP.
TOTAL FIRST DOWNS	267	281
By Rushing	71	107
By Passing	165	139
By Penalty	31	35
Third Down: Made/Att.	80/232	72/223
Third Down Efficiency	34.5	32.3
Fourth Down: Made/Att. ..	8/16	8/11
Fourth Down Efficiency	50.0	72.7
POSSESSION AVERAGE	28:20	31:40
TOTAL NET YARDS	4404	4894
Average Per Game	275.3	305.9
Total Plays	1022	1009
Average Per Play	4.3	4.9
NET YARDS RUSHING	1339	2302
Average Per Game	83.7	143.9
Total Rushes	384	539
NET YARDS PASSING	3065	2592
Average Per Game	191.6	162.0
Sacked/Yards Lost	52/326	36/223
Gross Yards	3391	2815
Attempts/Completions	586/309	434/244
Completion Percentage	52.7	56.2
Had Intercepted	26	15
PUNTS/AVERAGE	99/41.5	102/41.0
NET PUNTING AVERAGE	99/36.9	102/33.3
PENALTIES/YARDS	112/852	107/852
FUMBLES/BALL LOST	42/16	22/10
TOUCHDOWNS	31	42
Rushing	10	12
Passing	19	20
Returns	2	10

Score By Quarters	1	2	3	4	OT	Total
DOLPHINS	79	59	34	103	0	275
OPPONENTS	79	88	95	92	0	354

RUSHING	NO.	YDS.	AVG.	LG	TD
Morris	132	523	4.0	35t	6
Minor	109	388	3.6	34	3
Henry	46	141	3.1	53	0
Chambers	9	76	8.4	24	0
Gordon	35	64	1.8	11	0
Fiedler	12	59	4.9	26	0
Forsey	19	53	2.8	15	0
Konrad	2	18	9.0	15	0
Feeley	14	13	0.9	7	1
King	4	9	2.3	3	0
Turk	1	3	3.0	3	0

Booker	1	-8	-8.0	-8	0
DOLPHINS	384	1339	3.5	53	10
OPPONENTS	539	2302	4.3	62	12

RECEIVING	NO.	YDS.	AVG.	LG	TD
McMichael	73	791	10.8	42t	4
Chambers	69	898	13.0	76t	7
Booker	50	638	12.8	45	1
Thompson	23	359	15.6	36	4
Morris	22	124	5.6	24	0
Gilmore	15	206	13.7	37	1
Lee	13	110	8.5	15t	1
Minor	13	75	5.8	20	0
Gordon	13	74	5.7	20	0
Konrad	8	69	8.6	20t	1
Martin	4	15	3.8	7	0
Henry	3	12	4.0	7	0
Bellamy	1	8	8.0	8	0
King	1	8	8.0	8	0
Easlick	1	4	4.0	4	0
DOLPHINS	309	3391	11.0	76t	19
OPPONENTS	244	2815	11.5	69t	20

INTERCEPTIONS	NO.	YDS.	AVG.	LG	TD
Freeman	4	59	14.8	47	0
Knight	4	32	8.0	32	0
Surtain	4	2	0.5	2	0
Ayanbadejo	1	2	2.0	2	0
J. Williams	1	0	0.0	0	0
Taylor	1	-3	-3.0	-3	0
DOLPHINS	15	92	6.1	47	0
OPPONENTS	26	464	17.8	66t	8

PUNTING	NO.	YDS.	AVG.	LG	BK
Turk	98	4088	41.7	67	0
Mare	1	19	19.0	19	0
DOLPHINS	99	4107	41.5	67	0
OPPONENTS	102	4177	41.0	63	0

PUNT RET.	NO.	YDS.	AVG.	LG	TD
Welker	43	464	10.8	71	0
Brightful	9	89	9.9	36	0
Gilmore	0	11	-	11	0
DOLPHINS	52	564	10.8	71	0
OPPONENTS	45	258	5.7	24	0

KICKOFF RET.	NO.	YDS.	AVG.	LG	TD
Welker	57	1313	23.0	95t	1
Brightful	5	126	25.2	32	0
Gilmore	5	114	22.8	53	0
Morris	1	27	27.0	27	0
Poole	1	22	22.0	22	0
Wyrick	1	58	58.0	58	0
DOLPHINS	70	1660	23.7	95t	1
OPPONENTS	51	1114	21.8	104t	1

SCORING	Ru	Pa	Rt	PAT	FG	S	2	TP
Mare	0	0	0	18/18	12/16	0	0	54
Chambers	0	7	0	0/0	0/0	0	1	44
Morris	6	0	0	0/0	0/0	0	0	36
McMichael	0	4	0	0/0	0/0	0	1	26
Thompson	0	4	0	0/0	0/0	0	0	24
Minor	3	0	0	0/0	0/0	0	0	18
Bryant	0	0	0	7/7	3/3	0	0	16
Welker	0	0	1	1/1	1/1	0	0	10
Gramatica	0	0	0	0/1	3/3	0	0	9

Booker	0	1	0	0/0	0/0	0	0	6
Feeley	1	0	0	0/0	0/0	0	0	6
Gilmore	0	1	0	0/0	0/0	0	0	6
Konrad	0	1	0	0/0	0/0	0	0	6
Lee	0	1	0	0/0	0/0	0	0	6
Pope	0	0	1	0/0	0/0	0	0	6
Knight	0	0	0	0/0	0/0	1	0	2

DOLPHINS	10	19	2	26/27	19/23	1	2	275
OPPONENTS	12	20	10	42/42	20/28	0	3	354

FIELD GOALS	1-19	20-29	30-39	40-49	50+
Mare	0/0	1/2	6/7	3/4	2/3
Bryant	0/0	1/1	0/0	2/2	0/0
Gramatica	0/0	2/2	1/1	0/0	0/0
Welker	0/0	0/1	0/0	0/0	0/0
DOLPHINS	0/0	5/6	7/8	5/6	2/3
OPPONENTS ..	2/2	5/5	4/7	6/11	3/3

TWO-POINT CONVERSIONS
Chambers 1, McMichael 1.
DOLPHINS 2-4, OPPONENTS 0-0

SACKS
Taylor 9.5, D. Bowens 7.0, Zgonina 5.0, Romero 3.5, Pope 2.0, Thomas 2.0, J. Williams 2.0, Ahanotu TM 1.0, Edwards TM 1.0, Poole 1.0, Seau 1.0, Surtain 1.0.
DOLPHINS 36.0, OPPONENTS 52.0

STARTERS
OFFENSE
WR - Marty Booker (15), Bryan Gilmore (1)
LT - Damien McIntosh (14), Wade Smith (2)
LG - Jeno James (14), Jeff Hadnot (2)
C - Seth McKinney (16)
RG - Taylor Whitley (11), *Rex Hadnot (5)
RT - John St. Clair (14), *Vernon Carey (2)
TE - Randy McMichael (16)
QB - Chris Chambers (15), Bryan Gilmore (1)
WR - A.J. Feeley (8), Jay Fiedler (7), Sage Rosenfels (1)
RB - Sammy Morris (8), Travis Minor (4), Lamar Gordon (2), Leonard Henry (2)
FB - *Doug Easlick (1), Rob Konrad (1), Jamar Martin (1)
3RD WR - Derrius Thompson (3)
2ND TE - Donald Lee (10)

DEFENSE
LDE - David Bowens (15), Jay Williams (1)
LDT - Bryan Robinson (10), Jeff Zgonina (4), Tim Bowens (2)
RDT - Jeff Zgonina (10), Bryan Robinson (3), Larry Chester (2), Dario Romero (1)
RDE - Jason Taylor (16)
LLB - Morlon Greenwood (8), Junior Seau (8)
MLB - Zach Thomas (13), *Derrick Pope (3)
RLB - Morlon Greenwood (7), Eddie Moore (3), Brendan Ayanbadejo (2)
LCB - Patrick Surtain (15), *Will Poole (1)
SCB - Sam Madison (16)
SS - Sammy Knight (16)
FS - Antuan Edwards (9), Arturo Freeman (7)
5th DB - Reggie Howard (3), Arturo Freeman (1)

* Indicates Rookie

PASSING	ATT.	COMP.	YDS.	PCT.	TD	INT.	LG	SCK/LST	RATING
Feeley	356	191	1893	53.7	11	15	38	23/136	61.7
Fiedler	190	101	1186	53.2	7	8	71t	25/165	67.1
Rosenfels	39	16	264	41.0	1	3	76t	3/16	41.0
Booker	1	1	48	100.0	0	0	48	0/0	118.8
Morris	0	0	0	-	0	0	0	1/9	-
DOLPHINS	586	309	3391	52.7	19	26	76t	52/326	62.5
OPPONENTS	434	244	2815	56.2	20	15	69t	36/223	76.9

2005 FINAL STATISTICS (9-7)

DATE	OPPONENT	SCORE	W/L	ATT.
9/11	DENVER	34-10	W	72,324
9/18	at New York Jets	7-17	L	77,918
9/25	CAROLINA	27-24	W	72,288
10/9	at Buffalo	14-20	L	72,160
10/16	at Tampa Bay	13-27	L	65,168
10/21	KANSAS CITY	20-30	L	68,350
10/30	at New Orleans	21-6	W	61,643
11/6	ATLANTA	10-17	L	72,187
11/13	NEW ENGLAND	16-23	L	73,405
11/20	at Cleveland	0-22	L	72,773
11/27	at Oakland	33-21	W	49,097
12/4	BUFFALO	24-23	W	72,051
12/11	at San Diego	23-21	W	65,026
12/18	N.Y. JETS	24-20	W	72,650
12/24	TENNESSEE	24-10	W	72,001
1/1	at New England	28-26	W	68,756

TEAM STATISTICS	MIA.	OPP.
TOTAL FIRST DOWNS	274	319
Rushing	93	94
Passing	159	183
Penalty	22	42
Third Down: Made/Att	79/225	95/236
Third Down Efficiency	35.1	40.3
Fourth Down: Made/Att	6/15	8/19
Fourth Down Efficiency	40.0	42.1
POSSESSION AVERAGE	27:25	32:35
TOTAL NET YARDS	5198	5078
Average Per Game	324.9	317.4
Total Plays	1026	1078
Average Per Play	5.1	4.7
NET YARDS RUSHING	1898	1771
Average Per Game	118.6	110.7
Total Rushes	444	480
NET YARDS PASSING	3300	3307
Average Per Game	206.3	206.7
Sacked/Yards Lost	26/158	49/375
Good Yards	3458	3682
Attempts/Completions	556/291	549/323
Completion Percentage	52.3	58.8
Had Intercepted	16	14
PUNTS/AVERAGE	89/43.1	92/43.0
NET PUNTING AVERAGE	89/39.0	92/37.0
PENALTIES/YARDS	132/1055	105/827
FUMBLES/BALL LOST	31/14	35/17
TOUCHDOWNS	34	35
Rushing	11	11
Passing	22	23
Returns	1	1

Score By Quarters	1	2	3	4	OT	Total
DOLPHINS	44	78	57	139	0	318
OPPONENTS	94	67	71	85	0	317

RUSHING	NO.	YDS.	AVG.	LG	TD
Brown	207	907	4.4	65t	4
Williams	168	743	4.4	35	6
Chambers	12	92	7.7	61	0
Frerotte	27	61	2.3	14	0
Morris	16	58	3.6	9t	1
Minor	5	17	3.4	9	0
Rosenfels	6	15	2.5	12	0
Welker	1	5	5.0	5	0
Evans	1	0	0.0	0	0
D. Jones	1	0	0.0	0	0
DOLPHINS	444	1898	4.3	65t	11
OPPONENTS	480	1771	3.7	75t	11

RECEIVING	NO.	YDS.	AVG.	LG	TD
Chambers	82	1118	13.6	77t	11
McMichael	60	582	9.7	30t	5
Booker	39	686	17.6	60t	3
Brown	32	232	7.3	38	1
Welker	29	434	15.0	47	0
Williams	17	93	5.5	19	0
Diamond	8	54	6.8	18	0
Morris	8	54	6.8	18	0
Gilmore	5	105	21.0	44t	1
Boston	4	80	20.0	54	0
Evans	4	17	4.3	5	0
Holmes	1	2	2.0	2	0
Heller	1	1	1.0	1t	1
Minor	1	0	0.0	0	0
DOLPHINS	291	3458	11.9	77t	22
OPPONENTS	323	3682	11.4	60t	23

INTERCEPTIONS	NO.	YDS.	AVG.	LG	TD
Schulters	4	78	19.5	37	0
Tillman	3	38	12.7	22	0
Madison	2	11	5.5	11	0
Howard	1	5	5.0	5	0
Daniels	1	4	4.0	4	0
Bell	1	0	0.0	0	0
Spragan	1	0	0.0	0	0
Z. Thomas	1	0	0.0	0	0
DOLPHINS	14	136	9.7	37	0
OPPONENTS	16	127	7.9	33	0

PUNTING	NO.	YDS.	AVG.	LG	BK
D. Jones	88	3827	43.5	63	0
Mare	1	8	8.0	8	0
DOLPHINS ..	89	3835	43.1	63	0
OPPONENTS ..	92	3957	43.0	63	0

PUNT RET.	NO.	YDS.	AVG.	LG	TD
Welker	43	390	9.1	47	0
DOLPHINS	43	390	9.1	47	0
OPPONENTS	46	227	4.9	37	0

KICKOFF RET.	NO.	YDS.	AVG.	LG	TD
Welker	61	1379	22.6	46	0
Gilmore	3	84	28.0	29	0
Minor	2	22	11.0	19	0
Bowens	1	5	5.0	5	0
Heller	1	11	11.0	11	0
DOLPHINS	68	1501	22.1	46	0
OPPONENTS	56	1425	25.4	65	0

SCORING	Ru	Pa	Rt	PAT	FG	S	2	TP
Mare	0	0	0	33/33	25/30	0	0	108
Chambers	0	11	0	0/0	0/0	0	0	66
Williams	6	0	0	0/0	0/0	0	0	36
Brown	4	1	0	0/0	0/0	0	0	30
McMichael	0	5	0	0/0	0/0	0	0	30
Booker	0	3	0	0/0	0/0	0	0	18
Taylor	0	0	1	0/0	0/0	1	0	8
Gilmore	0	1	0	0/0	0/0	0	0	6
Heller	0	1	0	0/0	0/0	0	0	6
Morris	1	0	0	0/0	0/0	0	0	6
Carter	0	0	0	0/0	0/0	1	0	2
Howard	0	0	0	0/0	0/0	1	0	2
DOLPHINS 11	22	1	33/33	25/30	3	0	318	
OPPONENTS 11	23	1	31/32	24/24	1	317		

FIELD GOALS	1-19	20-29	30-39	40-49	50+
Mare	0/0	9/10	9/12	6/6	1/2
DOLPHINS	0/0	9/10	9/12	6/6	1/2
OPPONENTS ..	0/0	7/7	7/7	7/7	3/3

TWO-POINT CONVERSIONS

DOLPHINS 0-1, OPPONENTS 1-3

SACKS

Taylor 12, Bowens 6, Carter 6, Holliday 5, Bell 3, Howard 2, T. Jones 2, Schulters 2, Z. Thomas 2, Traylor 2, Zgonina 2, Roth 1, Seau 1, Spragan 1, Wright 1, Team 1.

DOLPHINS 49.0, OPPONENTS 26.0

STARTERS

OFFENSE

WR – Chris Chambers (16)
 LT – Damian McIntosh (16)
 LG – Jeno James (16)
 C – Seth McKinney (13), Rex Hadnot (3)
 RG – Rex Hadnot (13), Alonzo Ephraim (3)
 RT – Vernon Carey (14), Stockar McDougle (2)
 TE – Randy McMichael (16)
 WR – Marty Booker (12), Bryan Gilmore, (1)
 QB – Gus Frerotte (15), Sage Rosenfels (1)
 RB – *Ronnie Brown (13), Ricky Williams (3)
 FB – Darian Barnes (6), Heath Evans (2),
 Sammy Morris (2), *Ronnie Brown (1)
 2nd TE – Lorenzo Diamond (7)
 3rd WR – Wes Welker (1)

DEFENSE

LDE – Kevin Carter (16)
 LDT – Keith Traylor (13), Jeff Zgonina (3)
 RDT – Vonnie Holliday (16)
 RDE – Jason Taylor (16)
 LLB – *Channing Crowder (11), Derrick Pope (2)
 MLB – Zach Thomas (14), *Channing Crowder (2)
 RLB – Donnie Spragan (9), Junior Seau (5)
 LCB – *Travis Daniels (14), Reggie Howard (2)
 SS – Travares Tillman (10), Tebucky Jones (6)
 FS – Lance Schulters (16)
 5th DB – Reggie Howard (4)
 6th DB – Eddie Jackson (1)

* Indicates Rookie

PASSING	ATT.	COMP.	YDS.	PCT.	TD	INT.	LG	SCK/LST	RATING
Frerotte	494	257	2996	52.0	18	13	60t	26/158	71.9
Rosenfels	61	34	462	55.7	4	3	77t	0/0	81.5
Booker	1	0	0	0.00	0	0	0	0/0	39.6
DOLPHINS	556	291	3458	52.3	22	16	77t	26/158	72.8
OPPONENTS	549	323	3682	58.8	23	14	60t	49/375	82.4

2006 FINAL STATISTICS (6-10)

DATE	OPPONENT	SCORE	W/L	ATT.
9/7	at Pittsburgh	17-28	L	64,927
9/17	BUFFALO	6-16	L	72,797
9/24	TENNESSEE	13-10	W	72,733
10/1	at Houston	15-17	L	70,071
10/8	at New England	10-20	L	68,756
10/15	at New York Jets	17-20	L	77,439
10/22	GREEN BAY	24-34	L	73,548
11/5	at Chicago	31-13	W	62,206
11/12	KANSAS CITY	13-10	W	73,132
11/19	MINNESOTA	24-20	W	73,070
11/23	at Detroit	27-10	W	61,562
12/3	JACKSONVILLE	10-24	L	73,160
12/10	NEW ENGLAND	21-0	W	74,033
12/17	at Buffalo	0-21	L	71,011
12/25	NEW YORK JETS	10-13	L	73,500
12/31	at Indianapolis	22-27	L	57,310

TEAM STATISTICS	MIA.	OPP.
TOTAL FIRST DOWNS	281	267
Rushing	82	72
Passing	180	166
Penalty	19	29
3rd Down: Made/Att	88/234	89/234
3rd Down Efficiency	37.6	38.0
4th Down: Made/Att	7/14	9/16
4th Down Efficiency	50.0	56.3
POSSESSION AVG	30:01	29:59
TOTAL NET YARDS	4960	4625
Average Per Game	31.0	289.1
Total Plays	1034	1005
Average Per Play	4.8	4.6
NET YARDS RUSHING	1673	1618
Average Per Game	104.6	101.1
Total Rushes	402	461
NET YARDS PASSING	3287	3007
Average Per Game	205.4	187.9
Sacked/Yards Lost	41/290	47/268
Gross Yards	3577	3275
Attempts/Completions	591/342	497/279
Completion Percentage	57.9	56.1
Had Intercepted	19	8
PUNTS/AVERAGE	86/42.3	91/41.6
NET PUNTING AVERAGE	86/35.7	91/36.3
PENALTIES/YARDS	90/789	91/720
FUMBLES/BALL LOST	19/6	35/19
TOUCHDOWNS	26	31
Rushing	7	7
Passing	16	22
Returns	3	2

Score By Quarters	1	2	3	4	OT	Total
DOLPHINS	33	73	53	101	0	260
OPPONENTS	32	85	59	107	0	283

RUSHING	NO.	YDS.	AVG.	LG	TD
Brown	241	1008	4.2	47	5
Morris	92	400	4.3	55	1
Chambers	8	95	11.9	39	0
Minor	19	74	3.9	9	0
Suggs	6	26	4.3	7	0
Harrington	19	24	1.3	7	0
Culpepper	10	20	2.0	7	1
Booker	3	19	6.3	18	0
Lemon	3	7	2.3	6	0
Jones	1	0	0.0	0	0
DOLPHINS	402	1673	4.2	55	7
OPPONENTS	461	1618	3.5	70t	7

RECEIVING	NO.	YDS.	AVG.	LG	TD
Welker	67	687	10.3	38	1
McMichael	62	640	10.3	24	3
Chambers	59	677	11.5	46	4
Booker	55	747	13.6	52	6
Brown	33	276	8.4	24	0
Hagan	21	221	10.5	24	1
Morris	21	162	7.7	44	0
Peelle	16	116	7.3	25	1
Barnes	3	22	7.3	13	0
Minor	3	2	0.7	4	0
Russell	2	14	7.0	9	0
Suggs	0	13	-	13	0
DOLPHINS	342	3577	10.5	52	16
OPPONENTS	279	3275	11.7	87t	22

INTERCEPTIONS	NO.	YDS.	AVG.	LG	TD
Taylor	2	71	35.5	51t	2
Hill	2	33	16.5	21	0
W. Allen	1	11	11.0	11	0
J. Allen	1	7	7.0	7	0
Daniels	1	-2	-2.0	-2	0
Thomas	1	-4	-4.0	-4	0
DOLPHINS	8	116	14.5	51t	2
OPPONENTS	19	207	10.9	42t	2

PUNTING	NO.	YDS.	AVG.	LG	BK
Jones	85	3640	42.8	64	1
DOLPHINS ..	86	3640	42.3	64	1
OPPONENTS ..	91	3785	41.6	62	0

PUNT RET.	NO.	YDS.	AVG.	LG	TD
Welker	41	378	9.2	47	0
DOLPHINS	41	378	9.2	47	0
OPPONENTS	49	367	7.5	28	0

KICKOFF RET.	NO.	YDS.	AVG.	LG	TD
Welker	48	1064	22.2	46	0
Bowens	2	21	10.5	11	0
Minor	2	17	8.5	17	0
DOLPHINS	52	1102	21.2	46	0
OPPONENTS	40	981	24.5	51	0

SCORING	Ru	Pa	Rt	PAT	FG	S	2	TP
Mare	0	0	0	22/22	26/36	0	0	100
Booker	0	6	0	0/0	0/0	0	2	40
Brown	5	0	0	0/0	0/0	0	0	30
Chambers	0	4	0	0/0	0/0	0	0	24
McMichael	0	3	0	0/0	0/0	0	0	18
Taylor	0	0	2	0/0	0/0	0	0	12
Culpepper	1	0	0	0/0	0/0	0	0	6
Hagan	0	1	0	0/0	0/0	0	0	6
Hill	0	0	1	0/0	0/0	0	0	6
Morris	1	0	0	0/0	0/0	0	0	6
Peelle	0	1	0	0/0	0/0	0	0	6
Welker	0	1	0	0/0	0/0	0	0	6
DOLPHINS ..	7	16	3	22/22	26/36	0	2	260
OPPONENTS ..	7	22	2	31/31	22/25	0	0	283

FIELD GOALS	1-19	20-29	30-39	40-49	50+
Mare	0/0	10/10	6/8	9/12	1/6
DOLPHINS	0/0	10/10	6/8	9/12	1/6
OPPONENTS ..	1/1	3/3	12/12	5/7	1/2

TWO-POINT CONVERSIONS
Booker
DOLPHINS 2-4, OPPONENTS 0-0

SACKS
Taylor 13.5, Holliday 7, Carter 5.5, Bowens 5, Traylor 4, Roth 3.5, Thomas 3, Bell 2, Spragan 1.5, W. Allen 1, Crowder 1.
DOLPHINS 47.0, OPPONENTS 41.0

STARTERS
OFFENSE
WR - Chris Chambers (16)
LT - Damien McIntosh (11), L.J. Shelton (5)
LG - Geno James (9), Kendyl Jacox (7)
C - Rex Hadnot (16)
RG - L.J. Shelton (11), Bennie Anderson (2), Damien McIntosh (2), Kendyl Jacox (1)
RT - Vernon Carey (16)
TE - Randy McMichael (16)
WR - Marty Booker (13), Wes Welker (1)
QB - Joey Harrington (11), Daunte Culpepper (4), Cleo Lemon (1)
RB - Ronnie Brown (12), Sammy Morris (4)
FB - Darian Barnes (6)
3rd WR - Wes Welker (1)
2nd TE - Justin Peelle (10), Jason Rader (1)

DEFENSE
LDE - Kevin Carter (16)
NT - Keith Traylor (14), Jeff Zgonina (2)
DT - Vonnice Holliday (16)
OE - Jason Taylor (16)
LLB - Channing Crowder (14)
MLB - Zach Thomas (16)
RLB - Donnie Spragan (9)
LCB - Will Allen (15), Travis Daniels (1)
RCB - André Goodman (13), Travis Daniels (3)
SS - Jeremiah Bell (10), Travares Tillman (6)
FS - Renaldo Hill (16)
5th DB - Travis Daniels (2), Michael Lehan (2), Jeremiah Bell (1), André Goodman (1), Travares Tillman (1)
6th DB - Eddie Jackson (2)

PASSING	ATT.	COMP.	YDS.	PCT.	TD	INT.	LG	SCK/LST	RATING
Harrington	388	223	2236	57.5	12	15	48	15/116	68.2
Culpepper	134	81	929	60.4	2	3	52	21/150	77.0
Lemon	68	38	412	55.9	2	1	38	5/24	77.6
Brown	1	0	0	0.0	0	0	0	0/0	39.6
DOLPHINS	591	342	3577	57.9	16	19	52	41/290	71.2
OPPONENTS	279	279	3275	56.1	22	8	87t	47/268	84.4

2007 FINAL STATISTICS (1-15)

DATE	OPPONENT	SCORE	W/L	ATT.
9/9	at Washington	13-16(OT)L		90,163
9/16	DALLAS	20-37	L	71,615
9/23	at N.Y. Jets	28-31	L	77,197
9/30	OAKLAND	17-35	L	70,621
10/7	at Houston	19-22	L	70,156
10/14	at Cleveland	31-41	L	73,198
10/21	NEW ENGLAND	28-49	L	71,951
10/28	N.Y. GIANTS	10-13	L	81,176
11/11	BUFFALO	10-13	L	70,615
11/18	at Philadelphia	7-17	L	68,934
11/26	at Pittsburgh	0-3	L	57,704
12/2	N.Y. JETS	13-40	L	71,109
12/9	at Buffalo	17-38	L	71,018
12/16	BALTIMORE	22-16(OT)W		70,287
12/23	at New England	7-28	L	68,756
12/30	CINCINNATI	25-38	L	70,461

TEAM STATISTICS	MIA.	OPP.
TOTAL FIRST DOWNS	283	318
Rushing	107	129
Passing	162	165
Penalty	14	24
3rd Down: Made/Att.	81/218	98/208
3rd Down Percentage	37.2	47.1
4th Down: Made/Att.	13/22	6/10
4th Down Percentage	59.1	60.0
POSSESSION AVERAGE.....	29:05	30:55
TOTAL NET YARDS	4600	5475
Average Per Game	287.5	342.2
Total Plays	989	983
Average Per Play	4.7	5.6
NET YARDS RUSHING	1569	2456
Average Per Game	98.1	153.5
Total Rushes	389	544
NET YARDS PASSING	3031	3019
Avg Per Game	189.4	188.7
Sacked/Yards Lost.....	42/288	30/167
Yards	3319	3186
Attempts/Completions.....	558/318	409/242
Completion Percentage.....	57.0	59.2
Had Intercepted	16	14
PUNTS/AVERAGE	77/43.2	62/43.3
NET PUNTING AVERAGE	77/36.6	62/37.3
PENALTIES/YARDS	91/732	73/604
FUMBLES/BALL LOST	25/13	20/8
TOUCHDOWNS	29	50
Rushing	14	18
Passing	12	28
Returns	3	4

Score By Quarters	1	2	3	4	OT	Total
DOLPHINS	32	77	68	84	6	267
OPPONENTS	110	146	52	126	3	437

RUSHING	NO.	YDS.	AVG.	LG	TD
Brown	119	602	5.1	60	4
Chatman	128	515	4.0	30	1
L. Booker	28	125	4.5	22	0
Gado	35	104	3.0	20	3
Lemon	31	102	3.3	11	4
Cobbs	15	47	3.1	12	1
Green	7	32	4.6	23	0
R. Williams	6	15	2.5	6	0
Beck	9	12	1.3	8	1
M. Booker	2	12	6.0	12	0
Maulia	4	5	1.3	3	0
Ginn	4	3	0.8	7	0
Chambers	1	-5	-5.0	-5	0
DOLPHINS	389	1569	4.0	60	14
OPPONENTS	544	2456	4.5	59	18

RECEIVING	NO.	YDS.	AVG.	LG	TD
M. Booker	50	556	11.1	26	1
Brown	39	389	10.0	43	1
Ginn	34	420	12.4	54	2
Martin	34	303	8.9	28	2
Chambers	31	415	13.4	28	0
Hagan	29	373	12.9	22	2
Peelle	29	228	7.9	35	2
L. Booker	28	237	8.5	22	0
Chatman	27	161	6.0	22	0
Camarillo	8	160	20.0	64	2
Gado	4	47	11.8	35	0
Cobbs	2	20	10.0	11	0
Maulia	2	5	2.5	5	0
Halterman	1	7	7.0	7	0
Hadnot	0	-2	-	-2	0
DOLPHINS	318	3319	10.4	64	12
OPPONENTS	242	3186	13.2	70	28

INTERCEPTIONS	NO.	YDS.	AVG.	LG	TD
J. Allen	3	15	5.0	13	0
Goodman	2	23	11.5	18	0
Porter	2	19	9.5	14	0
Pope	2	0	0.0	0	0
Taylor	1	36	36.0	36	1
Daniels	1	29	29.0	29	0
Hill	1	24	24.0	24	0
W. Allen	1	14	14.0	14	0
Lehan	1	0	0.0	0	0
DOLPHINS	14	160	11.4	36	1
OPPONENTS	16	232	14.5	36	0

PUNTING	NO.	YDS.	AVG.	LG	BK
Fields	77	3327	43.2	61	0
DOLPHINS	77	3327	43.2	61	0
OPPONENTS	62	2682	43.3	64	0

PUNT RET.	NO.	YDS.	AVG.	LG	TD
Ginn	24	230	9.6	87	1
DOLPHINS	24	230	9.6	87	1
OPPONENTS	39	387	9.9	49	0

KICKOFF RET.	NO.	YDS.	AVG.	LG	TD
Ginn	63	1433	22.7	52	0
Cobbs	5	44	8.8	11	0
M. Booker	2	3	1.5	3	0
Chatman	2	31	15.5	21	0
Hagan	2	25	12.5	14	0
Filita	1	0	0.0	0	0
Maulia	1	4	4.0	4	0
Mruczkowski	1	9	9.0	9	0
Peelle	1	0	0.0	0	0
Camarillo	0	3	-	3	0
DOLPHINS	78	1552	19.9	52	0
OPPONENTS	50	1292	25.8	98	2

SCORING	Ru	Pa	Rt	PAT	FG	S	2	TP
Feely	0	0	0	26/26	21/23	0	0	89
Brown	4	1	0	0	0	0	1	32
Lemon	4	0	0	0	0	0	0	24
Gado	3	0	0	0	0	0	0	18
Ginn	0	2	1	0	0	0	0	18
Hagan	0	2	0	0	0	0	1	14
Camarillo	0	2	0	0	0	0	0	12
Martin	0	2	0	0	0	0	0	12
Peelle	0	2	0	0	0	0	0	12
Beck	1	0	0	0	0	0	0	6
M. Booker	0	1	0	0	0	0	0	6
Chatman	1	0	0	0	0	0	0	6

Cobbs	1	0	0	0	0	0	0	6
Lehan	0	0	1	0	0	0	0	6
Taylor	0	0	1	0	0	0	0	6

DOLPHINS	14	12	3	26/26	21/23	0	2	267
OPPONENTS	18	28	4	49/49	28/33	1	1	437

FIELD GOALS	1-19	20-29	30-39	40-49	50+
Feely	0/0	7/7	6/6	7/9	1/1
DOLPHINS	0/0	7/7	6/6	7/9	1/1
OPPONENTS ..	1/1	10/11	7/7	6/9	4/5

TWO-POINT CONVERSIONS
Brown 1, Hagan 1.
DOLPHINS 2-2, OPPONENTS 1-1

SACKS
Taylor 11, Porter 5.5, Roth 3, W. Allen 2, Holliday 2, Moses 1.5, R. Wright 1.5, Lehan 1, Thomas 1, Taylor 1, Crowder 0.5
DOLPHINS 30.0, OPPONENTS 42.0

STARTERS
OFFENSE
WR - Marty Booker (15), Derek Hagan (1)
LT - Vernon Carey (16)
LG - Chris Liwinski (14), Cory Lekkerkerker (2)
C - Samson Satele (16)
RG - Rex Hadnot (16)
RT - L.J. Shelton (16)
TE - David Martin (15), Justin Peelle (1)
WR - *Ted Ginn, Jr. (8), Chris Chambers (5)
QB - Cleo Lemon (7), Trent Green (5), *John Beck (4)
RB - Ronnie Brown (7), Jesse Chatman (6), Samkon Gado (2), *Lorenzo Booker (1)
FB - *Reagan Maulia (9)
3rd WR - *Ted Ginn, Jr. (1)
2nd TE - Justin Peelle (9)

DEFENSE
LDE - Matt Roth (9), Vonnice Holliday (5), Joey Porter (2)
NT - Keith Taylor (14), *Quentin Moses (1), Steve Filita (1)
DE - Vonnice Holliday (7), Rodrigue Wright (9)
DE - Jason Taylor (16)
LB - Channing Crowder (10), Donnie Spragan (3), Derrick Pope (1)
LB - Derrick Pope (8), Zach Thomas (5), Donnie Spragan (2), Joey Porter (1)
LB - Joey Porter (12)
CB - Will Allen (16)
CB - Michael Lehan (13), Travis Daniels (3)
S - Cameron Worrell (7), Lance Schulters (4), Donovan Darius (2), Jeremiah Bell (1), Travares Tillman (1), Travis Daniels (1)
S - Jason Allen (9), Renaldo Hill (7)
5th DB - André Goodman (4), Michael Lehan (1)
6th DB - Travis Daniels (1)

* Indicates Rookie

PASSING	ATT.	COMP.	YDS.	PCT.	TD	INT.	LG	SCK/LST	RATING
Lemon	309	173	1773	56.0	6	6	64	25/166	71.0
Green	141	85	987	60.3	5	7	43	7/53	72.6
Beck	107	60	559	56.1	1	3	22	10/69	62.0
M. Booker	1	0	0	0.0	0	0	0	0/0	39.6
DOLPHINS	558	318	3319	57.0	12	16	64	42/288	69.6
OPPONENTS	409	242	3186	59.2	28	14	70	30/167	92.4

DOLPHINS INDIVIDUAL RECORDS

The following individual records relate solely to service with the Miami Dolphins. They include National Football League regular-season statistics only – with the exception of those single-game records marked by “*” or “**.”

* Playoff game **Super Bowl

1966-1977: 14 games	1983-1986: 16 games
1978-1981: 16 games	1987: 15 games
1982: 9 games	1988-2007: 16 games

SERVICE

MOST SEASONS

- 17 Dan Marino (1983-99)
- 15 Bob Kuechenberg (1970-84)
- 14 Bob Griese (1967-80)
- 14 Don Strock (1974-87)
- 13 Nat Moore (1974-86)
- 12 Larry Little (1969-80)
- 12 Ed Newman (1973-84)
- 12 Bruce Hardy (1978-89)
- 12 Jim Jensen (1981-92)
- 12 Zach Thomas (1996-2007)

MOST GAMES PLAYED

- 242 Dan Marino (1983-99)
- 196 Bob Kuechenberg (1970-84)
- 183 Nat Moore (1974-86)
- 172 Jason Taylor (1997-2007)
- 168 Zach Thomas (1996-2007)
- 167 Ed Newman (1973-85)
- 164 Jim Jensen (1981-92)
- 164 Richmond Webb (1990-00)
- 163 Don Strock (1974-87)
- 161 Bob Griese (1967-80)
- 159 Vern Den Herder (1971-81)
- 158 Larry Little (1969-80)
- 157 Tim Bowens (1994-04)
- 156 Tim Ruddy (1994-03)
- 155 Olindo Mare (1997-2006)
- 151 Bruce Hardy (1978-89)

MOST CONSECUTIVE GAMES PLAYED

- 130 Jason Taylor (15th in 1999 through 16th in 2007, current)
- 128 Jim Langer (10th in 1970 through 9th in 1979)
- 127 Garo Yepremian (2nd in 1970 through 16th in 1978)
- 125 Bob Baumhower (1st in 1977 through 14th in 1984)
- 118 Richmond Webb (3rd in 1991 through 8th in 1998)
- 116 Olindo Mare (1st in 1997 through 4th in 2004)
- 107 Dwight Stephenson (1st in 1980 through 2nd in 1987)
- 104 Jeff Cross (1st in 1988 through 8th in 1994)
- 104 Tim Bowens (1st in 1994 through 8th in 2000)

- 98 Dick Anderson (1st in 1968 through 14th in 1974)
- 95 Vern Den Herder (1st in 1971 through 11th in 1977)
- 95 Dan Marino (6th in 1987 through 5th in 1993)

MOST STARTS

- 240 Dan Marino (1983-99)
- 176 Bob Kuechenberg (1970-84)
- 169 Jason Taylor (1997-2007)
- 168 Zach Thomas (1996-2007)
- 162 Richmond Webb (1990-2000)
- 155 Tim Bowens (1994-04)
- 152 Bob Griese (1967-80)
- 152 Larry Little (1969-80)
- 143 Vern Den Herder (1971-81)
- 140 Tim Ruddy (1994-2003)

MOST CONSECUTIVE STARTS

- 130 Jason Taylor (15th in 1999 through 16th in 2007, current)
- 118 Richmond Webb (3rd in 1991 through 8th in 1998)
- 109 Jim Langer (1st in 1972 through 9th in 1979)
- 95 Dan Marino (6th in 1987 through 5th in 1993)
- 92 Tim Bowens (3rd in 1994 through 14th in 1999)
- 91 Norm Evans (3rd in 1969 through 9th in 1975)
- 87 Dick Anderson (12th in 1968 through 14th in 1974)
- 86 Bob Baumhower (1st in 1977 through 8th in 1982)
- 84 Jake Scott (1st in 1970 through 14th in 1975)
- 81 Vern Den Herder (1st in 1972 through 11th in 1977)
- 81 Jeff Cross (16th in 1988 through 16th in 1993)
- 81 Keith Sims (11th in 1991 through 11th in 1996)
- 80 Randy McMichael (1st in 2002 through 16th in 2006)

MOST PRO BOWLS

- 9 Dan Marino (1983-87, 1991-92, 1994-95)
- 7 Richmond Webb (1990-96)
- 7 Zach Thomas (1999-2003, 2005-06)
- 6 Bob Griese (1970-71, 1973-74, 1977-78)
- 6 Jim Langer (1973-78)
- 6 Bob Kuechenberg (1974-75, 1977-78, 1982-83)
- 6 Jason Taylor (2000, 2002, 2004-07)
- 5 Larry Csonka (1970-74)
- 5 Paul Warfield (1970-74)
- 5 Jake Scott (1971-75)
- 5 Bob Baumhower (1979, 1981-84)
- 5 Dwight Stephenson (1983-87)
- 5 John Offerdahl (1986-90)
- 5 Mark Clayton (1984-86, 1988, 1991)

MOST CONSECUTIVE PRO BOWLS

- 7 Richmond Webb (1990-96)
- 6 Jim Langer (1973-78)
- 5 Larry Csonka (1970-74)
- 5 Paul Warfield (1970-74)
- 5 Jake Scott (1971-75)
- 5 Dan Marino (1983-87)
- 5 Dwight Stephenson (1983-87)
- 5 John Offerdahl (1986-90)
- 5 Zach Thomas (1999-2003)

MOST PRO BOWL STARTS

- 7 Dan Marino (1983-86, 1992, 1994-95)
- 5 Jim Langer (1973-77)
- 5 Jason Taylor (2000, 2002, 2004-06)
- 4 Dwight Stephenson (1983-86)
- 4 John Offerdahl (1986, 1988-90)
- 4 Richmond Webb (1992-95)
- 3 Larry Little (1972-74)
- 3 Jake Scott (1972-73, 1975)
- 3 Bob Baumhower (1979, 1981, 1983)
- 3 Sam Madison (1999-2001)
- 3 Zach Thomas (1999, 2002, 2006)

MOST CONSECUTIVE PRO BOWL STARTS

- 5 Jim Langer (1973-77)
- 4 Dwight Stephenson (1983-86)
- 4 Dan Marino (1983-86)
- 4 Richmond Webb (1992-95)
- 3 Larry Little (1972-74)
- 3 John Offerdahl (1988-90)
- 3 Sam Madison (1999-2001)
- 3 Jason Taylor (2004-06)

SCORING

MOST POINTS

Career

- 1,048 Olindo Mare (1997-06), 313 XPs, 245 FGs
- 830 Garo Yepremian (1970-78), 335 XPs, 165 FGs
- 774 Pete Stoyanovich (1990-95), 246 XPs, 176 FGs
- 540 Uwe von Schamann (1979-84), 237 XPs, 101 FGs
- 492 Mark Clayton (1983-92), 82 TDs

Season

- 144 Olindo Mare (1999), 27 XPs, 39 FGs
- 124 Pete Stoyanovich (1992), 34 XPs, 30 FGs
- 121 Pete Stoyanovich (1991), 28 XPs, 31 FGs
- 118 Pete Stoyanovich (1995), 37 XPs, 27 FGs
- 117 Garo Yepremian (1971), 33 XPs, 28 FGs
- 117 Olindo Mare (1997), 33 XPs, 28 FGs
- 117 Olindo Mare (2000), 33 XPs, 28 FGs

Game

- 24 Paul Warfield (12/15/73 vs. Detroit), 4 TDs
- 24 Mark Ingram (11/27/94 at N.Y. Jets), 4 TDs

MOST POINTS BY ROOKIE

Season

- 116 Fuad Reveiz (1985), 50 XPs, 22 FGs
- 99 Uwe von Schamann (1979), 36 XPs, 21 FGs
- 95 Pete Stoyanovich (1989), 38 XPs, 19 FGs
- 78 Ron Davenport (1985), 13 TDs

MOST CONSECUTIVE GAMES SCORING POINTS

- 121 Garo Yepremian (8th in 1970 through 16th in 1978)

MOST TOUCHDOWNS

Career

- 82 Mark Clayton (1983-92), 81 pass, 1 ret.
- 75 Nat Moore (1974-86), 74 pass, 1 run
- 59 Mark Duper (1982-92), 59 pass
- 57 Larry Csonka (1968-74, 1979), 53 run, 4 pass
- 43 Chris Chambers (2001-07), 43 pass

Season

- 18 Mark Clayton (1984), 18 pass
- 17 Ricky Williams (2002), 16 run, 1 pass
- 16 Karim Abdul-Jabbar (1997), 15 run, 1 pass
- 16 Lamar Smith (2000), 14 run, 2 pass
- 14 Mark Clayton (1988), 14 pass

Game

- 4 Paul Warfield (12/15/73 vs. Detroit), 4 pass
- 4 Mark Ingram (11/27/94 at N.Y. Jets), 4 pass

MOST TOUCHDOWNS BY ROOKIE

Season

- 13 Ron Davenport (1985), 11 run, 2 pass
- 11 Karim Abdul-Jabbar (1996), 11 run
- 8 Andra Franklin (1981), 7 run, 1 pass
- 7 Larry Csonka (1968), 6 run, 1 pass
- 7 Troy Stradford (1987), 6 run, 1 pass
- 7 Chris Chambers (2001), 7 pass

Game

- 3 Ronald Scott (10/11/87 vs. Kansas City), 3 run
- 3 Troy Stradford (12/7/87 vs. N.Y. Jets), 3 run
- 3 Sammie Smith (12/10/89 vs. New England), 3 run

MOST CONSECUTIVE GAMES SCORING TOUCHDOWN

- 6 Paul Warfield (4th through 9th in 1971)
- 6 Mark Clayton (13th through 16th in 1988 and 2nd through 3rd in 1989)
- 6 Ricky Williams (16th in 2002 and 1st through 5th in 2003)

MOST FIELD GOALS

Career

- 245 Olindo Mare (1997-06), 303 att.
- 176 Pete Stoyanovich (1989-95), 222 att.
- 165 Garo Yepremian (1970-78), 242 att.
- 101 Uwe von Schamann (1979-84), 149 att.

Season

- 39 Olindo Mare (1999), 46 att.
- 31 Pete Stoyanovich (1991), 37 att.
- 30 Pete Stoyanovich (1992), 37 att.
- 28 Garo Yepremian (1971), 40 att.
- 28 Olindo Mare (1997), 36 att.
- 28 Olindo Mare (2000), 31 att.

Game

- 6 Olindo Mare (10/17/99 at New England), 6 att.
- 5 Garo Yepremian (9/26/71 at Buffalo), 6 att.
- 5 Olindo Mare (12/31/06 at Indianapolis), 5 att.

- 4 18 times (last – Jay Feely, 1/0/7/07 at Houston)

MOST FIELD GOALS BY ROOKIE

Season

- 22 Fuad Reveiz (1985), 27 att.
21 Uwe von Schamann (1979), 29 att.
19 Pete Stoyanovich (1989), 26 att.
13 Karl Kremser (1969), 22 att.

Game

- 3 Seven times (last – Pete Stoyanovich (10/22/89 vs. Green Bay))

MOST CONSECUTIVE GAMES SCORING FIELD GOAL

- 20 Garo Yepremian (10th in 1970 through 1st in 1972)
20 Olindo Mare (7th in 1998 through 10th in 1999)

MOST CONSECUTIVE FIELD GOALS

- 19 Olindo Mare (3rd through 7th in 1999)
16 Garo Yepremian (8th through 16th in 1978)
16 Olindo Mare (7th through 16th in 2000)

HIGHEST FIELD GOAL PERCENTAGE

Career (minimum 50 attempts)

- 80.9 Olindo Mare (1997-06), 245 of 303
79.3 Pete Stoyanovich (1989-95), 176 of 222
73.6 Fuad Reveiz (1985-88), 53 of 72
68.2 Garo Yepremian (1970-78), 165 of 242
67.8 Uwe von Schamann (1979-84), 101 of 149

Season (minimum 15 attempts)

- 91.3 Jay Feely (2007), 21 of 23
90.5 Olindo Mare (2001), 19 of 21
90.3 Olindo Mare (2000), 28 of 31
84.8 Olindo Mare (1999), 39 of 46
84.0 Pete Stoyanovich (1990), 21 of 25

LONGEST FIELD GOALS

- 59 Pete Stoyanovich (11/12/89 at N.Y. Jets)
*58 Pete Stoyanovich (1/5/91 vs. Kansas City)
54 Garo Yepremian (10/22/72 vs. Buffalo)
54 Olindo Mare (10/24/99 vs. Philadelphia)
53 Garo Yepremian (9/16/73 vs. San Francisco)
53 Garo Yepremian (12/5/76 vs. Buffalo)
53 Uwe von Schamann (10/21/79 at New England)
53 Pete Stoyanovich (10/28/90 at Indianapolis)
53 Pete Stoyanovich (9/29/91 at N.Y. Jets)
53 Pete Stoyanovich (9/27/92 at Seattle)
53 Olindo Mare (10/17/99 at New England)
53 Olindo Mare (9/22/02 vs. N.Y. Jets)
53 Olindo Mare (10/13/02 at Denver)
53 Olindo Mare (10/16/05 at Tampa Bay)
53 Jay Feely (12/2/07 vs. N.Y. Jets)

LONGEST FIELD GOALS BY ROOKIE

- 59 Pete Stoyanovich (11/12/89 at N.Y. Jets)
53 Uwe von Schamann (10/21/79 at New England)
51 Uwe von Schamann (11/5/79 vs. Houston)
*51 Fuad Reveiz (1/4/86 vs. Cleveland)
49 Fuad Reveiz (12/16/85 vs. New England)

MOST POINTS AFTER TOUCHDOWN

Career

- 335 Garo Yepremian (1970-78), 351 attempts
313 Olindo Mare (1997-06), 318 attempts
246 Pete Stoyanovich (1989-95), 250 attempts

Season

- 66 Uwe von Schamann (1984), 70 attempts
52 Fuad Reveiz (1986), 55 attempts
50 Fuad Reveiz (1985), 52 attempts

Game

- 7 Garo Yepremian (11/12/72 vs. New England), 7 attempts
7 Garo Yepremian (11/24/77 at St. Louis), 8 attempts
7 Pete Stoyanovich (9/3/95 vs. N.Y. Jets), 7 attempts
7 Olindo Mare (9/8/02 vs. Detroit), 7 attempts

MOST POINTS AFTER TOUCHDOWN BY ROOKIE

Season

- 50 Fuad Reveiz (1985), 52 attempts
38 Pete Stoyanovich (1989), 39 attempts
36 Uwe von Schamann (1979), 40 attempts
30 Jimmy Keyes (1968), 30 attempts

MOST CONSECUTIVE POINTS AFTER TOUCHDOWN

- 110 Garo Yepremian (7th in 1972 to 2nd in 1975)
110 Pete Stoyanovich (16th in 1992 to 16th in 1995)

HIGHEST POINT AFTER TOUCHDOWN PCT.

Career (minimum 150 attempts)

- 98.43 Olindo Mare (1997-06), 313 of 318
98.40 Pete Stoyanovich (1989-95), 246 of 250
95.3 Fuad Reveiz (1985-88), 161 of 169
94.9 Garo Yepremian (1970-78), 335 of 353
94.8 Uwe von Schamann (1979-84), 237 of 250

MOST TWO-POINT CONVERSIONS

Career

- 2 Irving Fryar (1993-95), 2 pass
2 Marty Booker (2004-06), 2 pass

Season

- 2 Irving Fryar (1994), 2 pass
2 Marty Booker (2006), 2 pass

RUSHING

MOST RUSHING YARDS

Career

- 6,737 Larry Csonka (1968-74, 1979), 1,506 attempts
3,983 Ricky Williams (2002-03, 2005, 2007), 949 attempts
3,877 Mercury Morris (1969-75), 754 attempts
3,644 Jim Kiick (1968-74), 997 attempts
3,543 Tony Nathan (1979-87), 732 attempts

Season

- 1,853 Ricky Williams (2002), 4.8 per carry
1,372 Ricky Williams (2003), 3.5 per carry
1,258 Delvin Williams (1978), 4.6 per carry

- 1,139 Lamar Smith (2000), 3.7 per carry
- 1,117 Larry Csonka (1972), 5.2 per carry
- 1,116 Karim Abdul-Jabbar (1996), 3.6 per carry
- 1,051 Larry Csonka (1971), 5.4 per carry
- 1,008 Ronnie Brown (2006), 4.2 per carry
- 1,003 Larry Csonka (1973), 4.6 per carry
- 1,000 Mercury Morris (1972), 5.3 per carry

Game

- 228 Ricky Williams (12/1/02 at Buffalo), 27 attempts
- 216 Ricky Williams (12/9/02 vs. Chicago), 31 attempts
- *209 Lamar Smith (12/30/00 vs. Indianapolis), 40 attempts
- 197 Mercury Morris (9/30/73 vs. New England), 15 attempts
- 185 Ricky Williams (12/29/02 at New England), 31 attempts

MOST RUSHING YARDS BY ROOKIE

Season

- 1,116 Karim Abdul-Jabbar (1996), 3.6 per carry
- 907 Ronnie Brown (2005), 4.4 per carry
- 711 Andra Franklin (1981), 3.5 per carry
- 659 Sammie Smith (1989), 3.3 per carry
- 621 Jim Kiick (1968), 3.8 per carry

Game

- 169 Troy Stradford (11/22/87 at Dallas), 17 attempts
- 152 Karim Abdul-Jabbar (12/22/96 at N.Y. Jets), 30 attempts
- 140 Leroy Harris (12/5/77 vs. Baltimore), 17 attempts
- 132 Ronnie Brown (9/25/05 vs. Carolina), 23 attempts
- 124 Karim Abdul-Jabbar (9/15/96 vs. N.Y. Jets), 23 attempts

MOST RUSHING ATTEMPTS

Career

- 1,506 Larry Csonka (1968-74, 1979)
- 997 Jim Kiick (1968-74)
- 949 Ricky Williams (2002-03, 2005, 2007)
- 888 Karim Abdul-Jabbar (1996-99)
- 754 Mercury Morris (1969-75)

Season

- 392 Ricky Williams (2003)
- 383 Ricky Williams (2002)
- 313 Lamar Smith (2001)
- 309 Lamar Smith (2000)
- 307 Karim Abdul-Jabbar (1996)

Game

- 42 Ricky Williams (9/21/03 vs. Buffalo), 153 yards
- *40 Lamar Smith (12/30/00 vs. Indianapolis), 209 yards
- 36 Ricky Williams (10/6/02 vs. New England), 105 yards
- 36 Ricky Williams (11/16/03 vs. Baltimore), 105 yards
- 34 Ricky Williams (9/14/03 at N.Y. Jets), 125 yards
- **33 Larry Csonka (1/13/74 vs. Minnesota), 145 yards
- 33 Karim Abdul-Jabbar (9/20/98 vs. Pittsburgh), 108 yards

MOST RUSHING ATTEMPTS BY ROOKIE

Season

- 307 Karim Abdul-Jabbar (1996)
- 207 Ronnie Brown (2005)
- 201 Andra Franklin (1981)
- 200 Sammie Smith (1989)
- 165 Jim Kiick (1968)

Game

- 31 J.J. Johnson (11/21/99 vs. New England), 106 yards
- 30 Troy Stradford (12/7/87 vs. N.Y. Jets), 120 yards
- 30 Karim Abdul-Jabbar (12/22/96 at N.Y. Jets), 152 yards
- 29 Karim Abdul-Jabbar (11/3/96 at New England), 104 yards
- 27 Karim Abdul-Jabbar (12/16/96 vs. Buffalo), 76 yards

MOST RUSHING TOUCHDOWNS

Career

- 53 Larry Csonka (1968-74, 1979)
- 33 Karim Abdul-Jabbar (1996-99)
- 31 Ricky Williams (2002-03, 2005, 2007)
- 29 Mercury Morris (1969-75)
- 28 Jim Kiick (1968-74)

Season

- 16 Ricky Williams (2002)
- 15 Karim Abdul-Jabbar (1997)
- 14 Lamar Smith (2000)
- 12 Mercury Morris (1972)
- 12 Don Nottingham (1975)
- 12 Larry Csonka (1979)

Game

- 3 Jim Kiick (12/20/70 vs. Buffalo), 4,2,2
- 3 Mercury Morris (11/12/72 vs. New England), 4,4,6
- 3 Mercury Morris (9/30/73 vs. New England), 24,70,35
- *3 Larry Csonka (12/30/73 vs. Oakland), 11,2,2
- 3 Don Nottingham (11/3/74 vs. Atlanta), 1,2,1
- 3 Don Nottingham (10/5/75 at Green Bay), 11,1,11
- 3 Don Nottingham (10/26/75 at Buffalo), 1,1,1
- 3 Larry Csonka (9/23/79 vs. Chicago), 12,9,1
- 3 Larry Csonka (11/29/79 vs. New England), 1,1,1
- 3 Ronald Scott (10/11/87 vs. Kansas City), 2,4,3
- 3 Troy Stradford (12/7/87 vs. N.Y. Jets), 1,1,1
- 3 Sammie Smith (12/10/89 vs. New England), 1,7,2
- 3 Bernie Parmalee (12/25/94 vs. Detroit), 1,1,6
- 3 Karim Abdul-Jabbar (10/19/97 at Baltimore), 5,5,6
- 3 Karim Abdul-Jabbar (11/23/97 at New England), 1,1,1

MOST RUSHING TOUCHDOWNS BY ROOKIE

Season

- 11 Ron Davenport (1985)

- 11 Karim Abdul-Jabbar (1996)
- 7 Andra Franklin (1981)
- 6 Larry Csonka (1968)
- 6 Troy Stradford (1987)
- 6 Sammie Smith (1989)

Game

- 3 Ronald Scott (10/11/87 vs. Kansas City)
- 3 Troy Stradford (12/7/87 vs. N.Y. Jets)
- 3 Sammie Smith (12/10/89 vs. New England)

MOST CONSECUTIVE GAMES WITH RUSHING TOUCHDOWN

- 5 Mercury Morris (6th through 10th in 1972)
- 5 Don Nottingham (2nd through 6th in 1975)
- 5 Pete Johnson (8th through 12th in 1984)
- 5 Karim Abdul-Jabbar (10th through 14th in 1997)

HIGHEST RUSHING AVERAGE

Career (minimum 300 attempts)

- 5.1 Mercury Morris (1969-75), 754 attempts
- 4.8 Tony Nathan (1979-87), 732 attempts
- 4.5 Larry Csonka (1968-74, 1979), 1,506 attempts
- 4.44 Ronnie Brown (2005-07), 567 attempts
- 4.41 Norm Bulaich (1975-79), 340 attempts
- 4.37 Gary Davis (1976-79), 318 attempts

Season (minimum 100 attempts)

- 6.4 Mercury Morris (1973), 149/954 yards
- 5.4 Larry Csonka (1971), 195/1,051 yards
- 5.3 Mercury Morris (1972), 190/1,000 yards
- 5.3 Tony Nathan (1981), 147/782 yards
- 5.2 Larry Csonka (1972), 213/1,117 yards

Game (minimum 10 attempts)

- 13.1 Mercury Morris (9/30/73 vs. New England) 15/197
- 12.6 Abner Haynes (9/17/67 vs. Denver), 12/151
- 12.6 Delvin Williams (11/9/80 at Los Angeles), 12/151

MOST 100-YARD RUSHING GAMES

Career

- 19 Ricky Williams (2002-03, 2005, 2007)
- 15 Larry Csonka (1968-74, 1979)
- 10 Mercury Morris (1969-75)
- 10 Ronnie Brown (2005-07)
- 9 Karim Abdul-Jabbar (1996-99)

Season

- 10 Ricky Williams (2002)
- 7 Ricky Williams (2003)
- 5 Delvin Williams (1978)
- 4 Larry Csonka (1972)
- 4 Karim Abdul-Jabbar (1996)
- 4 Lamar Smith (2000)
- 4 Ronnie Brown (2006)
- 4 Ronnie Brown (2007)

MOST 100-YARD RUSHING GAMES BY ROOKIE

- 4 Karim Abdul-Jabbar (1996)
- 3 Benny Malone (1974)
- 3 Troy Stradford (1987)
- 2 Jim Kiick (1968)
- 2 Leroy Harris (1977)
- 2 Ronnie Brown (2005)

MOST CONSECUTIVE 100-YARD RUSHING GAMES

- 5 Ricky Williams (10th through 14th in 2002)
- 4 Ronnie Brown (3rd through 6th in 2007)
- 3 Ricky Williams (1st through 3rd in 2002)
- 3 Ricky Williams (10th through 12th in 2003)
- 2 Larry Csonka (11th through 12th in 1970)
- 2 Benny Malone (7th through 8th in 1974)
- 2 Don Nottingham (2nd through 3rd in 1975)
- 2 Mercury Morris (5th through 6th in 1975)
- 2 Benny Malone (7th through 8th in 1976)
- 2 Benny Malone (4th through 5th in 1977)
- 2 Andra Franklin (5th through 6th in 1982)
- 2 Mark Higgs (1st through 2nd in 1991)
- 2 Bernie Parmalee (7th through 8th in 1994)
- 2 Ricky Williams (2nd through 3rd in 2003)
- 2 Ricky Williams (14th through 15th in 2003)
- 2 Ricky Williams (15th through 16th in 2005)
- 2 Ronnie Brown (15th through 16th in 2006)

LONGEST RUNS FROM SCRIMMAGE

- 77t Leroy Harris (12/5/77 vs. Baltimore)
- 77t Keith Byars (11/25/93 at Dallas)
- 71t Jerris McPhail (10/27/97 vs. Chicago)
- 70t Mercury Morris (9/30/73 vs. New England)
- 70 Mercury Morris (10/15/73 at Cleveland)
- 68t Lamar Smith (10/23/00 at N.Y. Jets)
- 68t James McKnight (10/5/03 at N.Y. Giants)
- 66t Benny Malone (10/9/77 at Baltimore)
- 65t Abner Haynes (9/17/67 vs. Denver)
- 65t Gary Davis (9/17/78 vs. Buffalo)
- 65t Ronnie Brown (10/21/05 vs. Kansas City)
- 65 Delvin Williams (11/9/80 at Los Angeles)
- 64 Ron Davenport (12/18/88 at Pittsburgh)
- 63 Norm Bulaich (9/10/78 at Baltimore)
- 63t Ricky Williams (12/9/02 vs. Chicago)
- 61 Chris Chambers (9/11/05 vs. Denver)
- 60t Gary Davis (12/17/77 vs. Buffalo)
- 60 Ronnie Brown (9/30/07 vs. Oakland)

PASSING

MOST YARDS PASSING

Career

- 61,361 Dan Marino (1983-99)
- 25,092 Bob Griese (1967-80)
- 11,040 Jay Fiedler (2000-04)
- 5,928 David Woodley (1980-83)
- 4,613 Don Strock (1974-87)

Season

- 5,084 Dan Marino (1984)
- 4,746 Dan Marino (1986)
- 4,453 Dan Marino (1994)
- 4,434 Dan Marino (1988)
- 4,137 Dan Marino (1985)

Game

- 521 Dan Marino (10/23/88 vs. N.Y. Jets), 35 of 60
- 473 Dan Marino (9/4/94 vs. New England), 23 of 42
- 470 Dan Marino (12/2/84 vs. LA. Raiders), 35 of 57
- 450 Dan Marino (10/1/95 at Cincinnati), 33 of 48
- 448 Dan Marino (9/21/86 at N.Y. Jets), 30 of 50

MOST YARDS PASSING BY ROOKIE

Season

- 2,210 Dan Marino (1983)
- 2,005 Bob Griese (1967)
- 1,850 David Woodley (1980)

Game

- 322 Dan Marino (10/9/83 vs. Buffalo), 19 of 29
- 279 Dan Marino (10/30/83 vs. L.A. Rams), 25 of 38
- 270 Bob Griese (12/17/67 vs. Boston), 17 of 32
- 251 David Woodley (11/20/80 vs. San Diego), 22 of 34
- 240 Dan Marino (11/20/83 vs. Baltimore), 14 of 21

MOST PASS ATTEMPTS

Career

- 8,358 Dan Marino (1983-99)
- 3,429 Bob Griese (1967-80)
- 1,603 Jay Fiedler (2000-04)
- 961 David Woodley (1980-83)
- 688 Don Strock (1974-87)

Season

- 623 Dan Marino (1986), 378 completions
- 615 Dan Marino (1994), 385 completions
- 606 Dan Marino (1988), 354 completions
- 567 Dan Marino (1985), 335 completions
- 564 Dan Marino (1984), 362 completions

Game

- *64 Dan Marino (12/30/95 at Buffalo), 33 completions
- 62 Joey Harrington (10/22/06 vs. Green Bay), 33 completions
- 60 Dan Marino (10/23/88 vs. N.Y. Jets), 35 completions
- 60 Dan Marino (11/23/97 at New England), 38 completions
- 57 Dan Marino (12/2/84 vs. L.A. Raiders), 35 completions
- 57 Dan Marino (12/13/98 vs. N.Y. Jets), 30 completions
- 55 Kyle Mackey (10/18/87 at N.Y. Jets), 26 completions
- 55 Dan Marino (9/24/89 vs. N.Y. Jets), 33 completions

MOST PASS ATTEMPTS BY ROOKIE

Season

- 331 Bob Griese (1967), 166 completions
- 327 David Woodley (1980), 176 completions
- 296 Dan Marino (1983), 173 completions

Game

- 42 David Woodley (10/27/80 at N.Y. Jets), 22 completions
- 41 Bob Griese (12/23/67 vs. Houston), 16 completions
- 41 David Woodley (12/20/80 vs. N.Y. Jets), 20 completions
- 39 Bob Griese (11/12/67 at San Diego), 13 completions
- 39 John Beck (12/2/07 vs. N.Y. Jets), 23 completions

MOST PASS COMPLETIONS

Career

- 4,967 Dan Marino (1983-99)
- 1,926 Bob Griese (1967-80)

- 936 Jay Fiedler (2000-04)
- 508 David Woodley (1980-83)
- 388 Don Strock (1974-87)

Season

- 385 Dan Marino (1994), 615 attempts
- 378 Dan Marino (1986), 623 attempts
- 362 Dan Marino (1984), 564 attempts
- 354 Dan Marino (1988), 606 attempts
- 336 Dan Marino (1985), 567 attempts

Game

- 39 Dan Marino (11/16/86 at Buffalo), 54 attempts
- 38 Dan Marino (11/23/97 at New England), 60 attempts
- 35 Dan Marino (12/2/84 vs. L.A. Raiders), 57 attempts
- 35 Dan Marino (10/23/88 vs. N.Y. Jets), 60 attempts
- 35 Dan Marino (12/3/95 vs. Atlanta), 50 attempts

MOST PASS COMPLETIONS BY ROOKIE

Season

- 176 David Woodley (1980), 327 attempts
- 173 Dan Marino (1983), 296 attempts
- 166 Bob Griese (1967), 331 attempts

Game

- 25 Dan Marino (10/30/83 vs. L.A. Rams), 38 attempts
- 23 John Beck (12/2/07 vs. N.Y. Jets), 39 attempts
- 22 David Woodley (10/27/80 at N.Y. Jets), 42 attempts
- 22 David Woodley (11/20/80 vs. San Diego), 34 attempts
- 20 David Woodley (12/20/80 vs. N.Y. Jets), 41 attempts

MOST CONSECUTIVE PASS COMPLETIONS

- 15 Dan Marino (11/8/92 at Indianapolis through 11/16/92 vs. Buffalo)
- 14 Dan Marino (11/17/96 at Houston through 11/25/96 vs. Pittsburgh)
- 13 Earl Morrall (12/1/75 vs. New England)
- 13 Dan Marino (11/10/96 vs. Indianapolis)
- *12 Don Strock (1/2/82 vs. San Diego)
- 12 Dan Marino (11/30/86 vs. Atlanta through 12/7/86 at New Orleans)

MOST TOUCHDOWN PASSES

Career

- 420 Dan Marino (1983-99)
- 192 Bob Griese (1967-80)
- 66 Jay Fiedler (2000-04)
- 39 Don Strock (1974-87)
- 34 David Woodley (1980-83)

Season

- 48 Dan Marino (1984) of 362 completions
- 44 Dan Marino (1986) of 378 completions
- 30 Dan Marino (1985) of 336 completions
- 30 Dan Marino (1994) of 385 completions
- 28 Dan Marino (1988) of 354 completions

Game

- 6 Bob Griese (11/24/77 at St. Louis)
- 6 Dan Marino (9/21/86 at N.Y. Jets)
- 5 Dan Marino (9/2/84 at Washington)
- 5 Dan Marino (12/8/85 at Green Bay)

- 5 Dan Marino (12/14/86 at L.A. Rams)
- 5 Dan Marino (11/27/88 at N.Y. Jets)
- 5 Dan Marino (9/4/94 vs. New England)
- 4 19 times (last – Dan Marino, 12/21/98 vs. Denver)

MOST TOUCHDOWN PASSES BY ROOKIE

Season

- 20 Dan Marino (1983) of 173 completions
- 15 Bob Griese (1967) of 166 completions
- 14 David Woodley (1980) of 176 completions

Game

- 3 Bob Griese (12/17/67 vs. New England)
- 3 David Woodley (11/9/80 at L.A. Rams)
- 3 David Woodley (12/14/80 at Baltimore)
- 3 Dan Marino (10/9/83 vs. Buffalo)
- 3 Dan Marino (10/16/83 at N.Y. Jets)
- 3 Dan Marino (11/28/83 vs. Cincinnati)

MOST CONSECUTIVE GAMES WITH TOUCHDOWN PASS

- 30 Dan Marino (10th in 1985 through 2nd in 1987 and 6th through 10th in 1987)

MOST PASSES HAD INTERCEPTED

Career

- 252 Dan Marino (1983-99)
- 172 Bob Griese (1967-80)
- 63 Jay Fiedler (2000-04)
- 42 David Woodley (1980-83)
- 37 Don Strock (1974-87)

Season

- 23 Dan Marino (1986), 623 attempts
- 23 Dan Marino (1988), 606 attempts
- 22 Dan Marino (1989), 550 attempts
- 21 Dan Marino (1985), 567 attempts
- 19 Jay Fiedler (2001), 450 attempts

Game

- 5 Bob Griese (12/23/67 vs. Houston), 41 attempts
- 5 Rick Norton (11/23/69 vs. Houston), 26 attempts
- 5 David Woodley (10/25/81 at Dallas), 37 attempts
- 5 Kyle Mackey (10/18/87 at N.Y. Jets), 55 attempts
- 5 Dan Marino (10/23/88 vs. N.Y. Jets), 60 attempts
- 5 Dan Marino (11/25/99 at Dallas), 36 attempts
- 5 A.J. Feeley (12/5/04 vs. Buffalo), 51 attempts

MOST PASSES HAD INTERCEPTED AS ROOKIE

Season

- 18 Bob Griese (1967), 331 attempts
- 17 David Woodley (1980), 327 attempts
- 10 George Wilson, Jr. (1966), 112 attempts

Game

- 5 Bob Griese (12/23/67 vs. Houston), 41 attempts
- 3 Rick Norton (9/18/66 at Buffalo), 11 attempts
- 3 Bob Griese (11/26/67 vs. Buffalo), 33 attempts

- 3 David Woodley (9/28/80 vs. New Orleans), 15 attempts
- 3 John Beck (12/2/07 vs. N.Y. Jets), 39 attempts

MOST CONSECUTIVE GAMES WITH NO PASSES INTERCEPTED

- 5 Jay Fiedler (8th through 11th, 13th in 2000 - missed 12th in 2000)
- 4 Bob Griese (5th through 8th in 1971)
- 4 Dan Marino (4th through 7th in 1997)
- 4 Ray Lucas (9th through 12th in 2002)

MOST CONSECUTIVE PASSES WITH NONE INTERCEPTED

- 156 Dan Marino (3rd through 8th in 1997)
- 133 Cleo Lemon (13th through 16th in 2007)
- 122 Bob Griese (10th through 14th in 1967)

LOWEST INTERCEPTION RATE

Career (minimum 250 attempts)

- 1.86 Cleo Lemon (2005-07), 7 of 377 attempts
- 2.63 Gus Frerotte (2005), 13 of 494 attempts
- 2.78 Damon Huard (1997-00), 8 of 288 attempts

- 3.02 Dan Marino (1983-99), 252 of 8,358 attempts

- 3.87 Joey Harrington (2006), 15 of 388 attempts
- 3.93 Jay Fiedler (2000-04), 63 of 1,603 attempts

Season (minimum 150 attempts)

- 1.85 Damon Huard (1999), 4 of 216 attempts
- 1.94 Cleo Lemon (2007), 6 of 309 attempts
- 2.00 Dan Marino (1993), 3 of 150 attempts
- 2.01 Dan Marino (1997), 11 of 548 attempts
- 2.03 Dan Marino (1983), 6 of 296 attempts
- 2.07 Dan Marino (1990), 11 of 531 attempts

HIGHEST COMPLETION PERCENTAGE

Career (minimum 150 completions)

- 59.4 Dan Marino (1983-99), 4,967 of 8,358 attempts
- 59.0 Damon Huard (1997-00), 170 of 288 attempts
- 58.4 Jay Fiedler (2000-04), 936 of 1,603 attempts
- 57.5 Joey Harrington (2006), 223 of 388 attempts
- 56.4 Don Strock (1974-87), 388 of 688 attempts

Season (minimum 75 completions)

- 64.2 Dan Marino (1984), 362 of 564 attempts
- 64.1 Dan Marino (1995), 309 of 482 attempts
- 63.0 Bob Griese (1978), 148 of 235 attempts
- 62.6 Dan Marino (1994), 385 of 615 attempts
- 61.8 Bob Griese (1975), 118 of 191 attempts

Game (minimum 12 completions)

- 92.3 Bob Griese (12/18/78 vs. New England), 12 of 13 attempts
- *84.2 David Woodley (1/8/83 vs. New England), 16 of 19 attempts
- 82.4 Earl Morrall (12/1/75 vs. New England), 14 of 17 attempts
- 81.8 Don Strock (12/10/83 vs. Atlanta), 18 of 22 attempts
- 81.3 Dan Marino (12/4/88 vs. Indianapolis), 26 of 32 attempts
- 81.0 Bob Griese (10/22/67 vs. N.Y. Jets), 17 of 21 attempts

HIGHEST COMPLETION PERCENTAGE BY ROOKIE

Season (minimum 75 completions)

- 58.4 Dan Marino (1983), 173 of 296 attempts
- 53.8 David Woodley (1980), 176 of 327 attempts
- 50.2 Bob Griese (1967), 166 of 331 attempts

Game (minimum 12 completions)

- 81.0 Bob Griese (10/22/67 vs. N.Y. Jets), 17 of 21 attempts
- 72.0 David Woodley (11/16/80 vs. San Francisco), 18 of 25 attempts
- 68.8 David Woodley (11/2/80 at Oakland), 11 of 16 attempts
- 66.7 Dan Marino (11/20/83 vs. Baltimore), 14 of 21 attempts
- 65.8 Dan Marino (10/30/83 vs. L.A. Rams), 25 of 38 attempts

HIGHEST PASSER RATING

Career (minimum 250 attempts)

- 86.4 Dan Marino (1983-99)
- 77.1 Bob Griese (1967-80)
- 76.8 Jay Fiedler (2000-04)
- 76.2 Earl Morrall (1972-76)
- 74.6 Damon Huard (1997-00)

Season (minimum 150 attempts)

- 108.9 Dan Marino (1984)
- 96.0 Dan Marino (1983)
- 95.9 Dan Marino (1993)
- 92.5 Dan Marino (1986)
- 91.0 Earl Morrall (1972)

HIGHEST PASSER RATING BY ROOKIE

Season (minimum 150 attempts)

- 96.0 Dan Marino (1983)
- 63.1 David Woodley (1980)
- 61.6 Bob Griese (1967)

HIGHEST AVERAGE GAIN

Career (minimum 250 attempts)

- 8.22 Earl Morrall (1972-76), 284/2,335 yards
- 7.34 Dan Marino (1983-99), 8,358/61,361 yards
- 7.32 Bob Griese (1967-80), 3,429/25,092 yards
- 6.89 Jay Fiedler (2000-04), 1,603/11,040 yards
- 6.70 Don Strock (1974-87), 688/4,613 yards

Season (minimum 150 attempts)

- 9.07 Earl Morrall (1972), 150/1,360
- 9.01 Dan Marino (1984), 564/5,084
- 8.86 Bob Griese (1975), 191/1,693
- 8.24 Bob Griese (1970), 245/2,019
- 8.12 Dan Marino (1993), 150/1,218

Game (minimum 20 attempts)

- *13.16 Dan Marino (1/6/85 vs. Pittsburgh), 32/421
- 12.52 Earl Morrall (12/15/74 vs. New England), 23/288
- 11.95 Jay Fiedler (11/27/03 at Dallas), 20/239
- 11.92 Dan Marino (9/30/84 at St. Louis), 36/429
- 11.43 Dan Marino (11/20/83 vs. Baltimore), 21/240

MOST 300-YARD PASSING GAMES

Career

- 63 Dan Marino (1983-99)
- 3 Bob Griese (1967-80)
- 3 Jay Fiedler (2000-04)
- 2 David Woodley (1980-83)

- 2 Steve DeBerg (1993)
- 1 John Stofa (1966-67, 1969-70)
- 1 Don Strock (1974-87)
- 1 Scott Mitchell (1990-93)
- 1 Bernie Kosar (1994-96)
- 1 A.J. Feeley (2004)
- 1 Gus Frerotte (2005)
- 1 Joey Harrington (2006)
- 1 Trent Green (2007)
- 1 Cleo Lemon (2007)

Season

- 9 Dan Marino (1984)
- 6 Dan Marino (1985)
- 6 Dan Marino (1986)
- 6 Dan Marino (1988)
- 5 Dan Marino (1989)
- 5 Dan Marino (1994)

MOST CONSECUTIVE 300-YARD PASSING GAMES

- 3 Dan Marino (14th through 16th in 1984)
- 3 Dan Marino (13th through 15th in 1988)
- 3 Dan Marino (11th through 13th in 1994)
- 3 Dan Marino (14th through 16th in 1998)

LONGEST PASS PLAYS

- 86t Bob Griese to Paul Warfield (11/14/71 vs. Pittsburgh)
- 85t Dan Marino to Mark Duper (11/20/83 vs. Baltimore)
- 85t Dan Marino to Mark Duper (11/2/86 vs. Houston)
- 80t George Wilson, Jr. to Bo Roberson (10/23/66 at Houston)
- 80t Dan Marino to Mark Duper (9/23/84 vs. Indianapolis)
- 80t Dan Marino to Ferrell Edmunds (11/27/88 at N.Y. Jets)
- 80t Dan Marino to Tony Martin (10/4/93 vs. Washington)
- 80t Brian Griese to James McKnight (11/23/03 vs. Washington)
- 79t Bob Griese to Nat Moore (11/2/75 at Chicago)
- 78t Dan Marino to Mark Clayton (11/12/89 at N.Y. Jets)
- 77t Scott Mitchell to Mark Ingram (10/31/93 vs. Kansas City)
- 77 Ray Lucas to James McKnight (11/24/02 vs. San Diego)
- 77t Sage Rosenfels to Chris Chambers (10/21/05 vs. Kansas City)
- **76t David Woodley to Jimmy Cefalo (1/30/83 vs. Washington)
- 77t Sage Rosenfels to Chris Chambers (1/2/05 at Baltimore)
- *75t Bob Griese to Paul Warfield (1/2/72 vs. Baltimore)

PASS RECEIVING

MOST RECEPTIONS

Career

- 550 Mark Clayton (1983-92)
- 511 Mark Duper (1982-92)
- 510 Nat Moore (1974-86)
- 415 O.J. McDuffie (1993-01)
- 405 Chris Chambers (2001-07)

Season

- 90 O.J. McDuffie (1998), 1,050 yards
- 86 Mark Clayton (1988), 1,129 yards
- 82 Chris Chambers (2005), 1,118 yards
- 76 O.J. McDuffie (1997), 943 yards
- 75 Terry Kirby (1993), 874 yards

Game

- 15 Chris Chambers (12/4/05 vs. Buffalo), 238 yards
- 12 Jim Jensen (11/6/88 at New England), 110 yards
- *11 O.J. McDuffie (12/30/95 at Buffalo), 154 yards
- 11 O.J. McDuffie (12/13/98 vs. N.Y. Jets), 105 yards
- 10 Duriel Harris (10/28/79 vs. Green Bay), 180 yards
- 10 Tony Nathan (9/29/85 at Denver), 120 yards
- **10 Tony Nathan (1/20/85 vs. San Francisco), 83 yards
- 10 Tony Nathan (12/8/85 at Green Bay), 86 yards
- *10 Tony Nathan (1/4/86 vs. Cleveland), 101 yards
- 10 Tony Nathan (9/28/86 vs. San Francisco), 101 yards
- 10 Ron Davenport (12/7/87 vs. N.Y. Jets), 72 yards
- 10 Mark Clayton (10/23/88 vs. N.Y. Jets), 153 yards
- 10 Keith Byars (9/25/94 at Minnesota), 79 yards
- 10 Tony Martin (10/10/99 at Indianapolis), 166 yards
- 10 Rob Konrad (1/2/00 at Washington), 68 yards

MOST RECEPTIONS BY ROOKIE**Season**

- 75 Terry Kirby (1993), 874 yards
- 67 Jack Clancy (1967), 868 yards
- 48 Troy Stradford (1987), 457 yards
- 48 Chris Chambers (2001), 883 yards

Game

- 10 Rob Konrad (1/2/00 at Washington), 68 yards
- 9 Terry Kirby (12/19/93 vs. Buffalo), 148 yards
- 8 Jack Clancy (11/19/67 at Oakland), 114 yards
- 8 Jack Clancy (12/10/67 vs. San Diego), 96 yards
- 8 Troy Stradford (11/1/87 vs. Pittsburgh), 46 yards
- 8 Terry Kirby (12/5/93 vs. N.Y. Giants), 95 yards

MOST CONSECUTIVE GAMES WITH RECEPTION

- 92 Mark Clayton (6th in 1986 through 16th in 1992 - missed 13th in 1986, 1st in 1989, 1st in 1990, 10th through 14th in 1990 and 1st through 3rd in 1992)
- 74 O.J. McDuffie (3rd in 1995 through 15th in 1999, missed 11th through 13th and 16th in 1999)

- 60 Chris Chambers (1st in 2003 through 13th in 2006 - missed 4th in 2004)
- 44 Oronde Gadsden (10th in 1999 through 6th in 2002 and 11th in 2003)
- 43 Mark Duper (16th in 1989 through 10th in 1992)
- 43 Keith Byars (1st in 1993 through 2nd in 1996 - missed 10th through 16th in 1994)

MOST RECEIVING YARDS**Career**

- 8,869 Mark Duper (1982-92), 17.4 per catch
- 8,643 Mark Clayton (1983-92), 15.7 per catch
- 7,547 Nat Moore (1974-86), 14.8 per catch
- 5,688 Chris Chambers (2001-07), 14.0 per catch
- 5,074 O.J. McDuffie (1993-01), 12.2 per catch
- 4,534 Duriel Harris (1976-83, 1985), 16.9 per catch
- 3,592 Tony Nathan (1979-89), 9.4 per catch
- 3,355 Paul Warfield (1970-74), 21.5 per catch
- 3,252 Oronde Gadsden (1998-03), 14.3 per catch
- 3,190 Irving Fryar (1993-95), 16.0 per catch

Season

- 1,389 Mark Clayton (1984), 73 receptions
- 1,313 Mark Duper (1986), 67 receptions
- 1,306 Mark Duper (1984), 71 receptions
- 1,270 Irving Fryar (1994), 73 receptions
- 1,150 Mark Clayton (1986), 60 receptions
- 1,129 Mark Clayton (1988), 86 receptions
- 1,118 Chris Chambers (2005), 82 receptions
- 1,085 Mark Duper (1991), 70 receptions
- 1,053 Mark Clayton (1991), 70 receptions
- 1,050 O.J. McDuffie (1998), 90 receptions
- 1,037 Tony Martin (1999), 67 receptions
- 1,011 Mark Clayton (1989), 64 receptions
- 1,010 Irving Fryar (1993), 64 receptions
- 1,003 Mark Duper (1983), 51 receptions

Game

- 238 Chris Chambers (12/4/05 vs. Buffalo), 15 receptions
- 217 Mark Duper (11/10/85 vs. N.Y. Jets), 8 receptions
- 211 Irving Fryar (9/4/94 vs. New England), 5 receptions
- 210 Nat Moore (10/4/81 vs. N.Y. Jets), 7 receptions
- 202 Mark Duper (10/9/83 vs. Buffalo), 7 receptions

MOST RECEIVING YARDS BY ROOKIE**Season**

- 883 Chris Chambers (2001), 48 receptions
- 874 Terry Kirby (1993), 75 receptions
- 868 Jack Clancy (1967), 67 receptions
- 605 Nat Moore (1974), 37 receptions
- 575 Ferrell Edmunds (1988), 33 receptions

Game

- 148 Terry Kirby (12/19/93 vs. Buffalo), 9 receptions
- 126 Jack Clancy (12/3/67 at Houston), 7 receptions
- 124 Chris Chambers (12/22/01 at New England), 7 receptions
- 121 Mel Baker (12/15/74 vs. New England), 4 receptions

- 117 Ferrell Edmunds (11/27/88 at N.Y. Jets),
2 receptions
- 116 Duriel Harris (11/22/76 vs. Baltimore),
5 receptions

MOST RECEIVING TOUCHDOWNS

Career

- 81 Mark Clayton (1983-92), 550 receptions
- 74 Nat Moore (1974-86), 510 receptions
- 59 Mark Duper (1982-92), 511 receptions
- 43 Chris Chambers (2001-07), 405
receptions
- 33 Paul Warfield (1970-74), 156 receptions

Season

- 18 Mark Clayton (1984), 73 receptions
- 14 Mark Clayton (1988), 86 receptions
- 12 Nat Moore (1977), 52 receptions
- 12 Mark Clayton (1991), 70 receptions
- 11 Karl Noonan (1968), 58 receptions
- 11 Paul Warfield (1971), 43 receptions
- 11 Paul Warfield (1973), 29 receptions
- 11 Mark Duper (1986), 67 receptions
- 11 Chris Chambers (2003), 64 receptions
- 11 Chris Chambers (2005), 82 receptions

Game

- 4 Paul Warfield (12/15/73 vs. Detroit),
21,7,16,4
- 4 Mark Ingram (11/27/94 at N.Y. Jets),
10,17,28,8
- 3 Paul Warfield (11/14/71 vs. Pittsburgh),
12,8,6,60
- 3 Nat Moore (11/24/77 at St. Louis),
4,9,28
- 3 Mark Clayton (12/17/84 vs. Dallas),
41,39,63
- 3 Mark Duper (12/20/87 at L.A. Rams),
69,5,20
- 3 Mark Duper (12/20/87 vs. Washington),
26,59,6
- 3 Irving Fryar (9/4/94 vs. New England),
54,50,35
- 3 O.J. McDuffie (11/29/98 vs. New
Orleans), 22,7,9
- 3 Lamar Thomas (12/21/98 vs. Denver),
9,56,17
- 3 Chris Chambers (11/27/03 at Dallas),
39,6,35

MOST RECEIVING TOUCHDOWNS BY ROOKIE

Season

- 7 Chris Chambers (2001), 48 receptions
- 5 Andre Brown (1989), 24 receptions
- 4 Randy McMichael (2002), 39 receptions
- 3 Jack Harper (1967), 11 receptions
- 3 Jimmy Cefalo (1978), 6 receptions
- 3 Ferrell Edmunds (1988), 33 receptions
- 3 Terry Kirby (1993), 75 receptions

MOST CONSECUTIVE GAMES WITH RECEIVING TOUCHDOWN

- 6 Paul Warfield (4th through 9th in 1971)
- 6 Mark Clayton (13th through 16th in
1988 and 2nd through 3rd in 1989)

HIGHEST RECEIVING AVERAGE

Career (minimum 100 receptions)

- 21.5 Paul Warfield (1970-74), 156 receptions

- 17.4 Mark Duper (1982-92), 511 receptions
- 16.9 Duriel Harris (1976-83, 1985), 269
receptions

- 16.0 Irving Fryar (1993-95), 199 receptions

Season (minimum 24 receptions)

- 25.1 Paul Warfield (1970), 28/703 yards
- 23.2 Paul Warfield (1971), 43/996 yards
- 21.8 Jimmy Cefalo (1981), 29/631 yards
- 20.9 Paul Warfield (1972), 29/606 yards
- 20.0 Bo Roberson (1966), 26/519 yards

Game (minimum three receptions)

- 52.7 Paul Warfield (11/14/71 vs. Pittsburgh)
3/158
- 42.7 Chris Chambers (10/24/04 vs. St. Louis),
3/128
- 42.2 Irving Fryar (9/4/94 vs. New England),
5/211
- 41.3 Nat Moore (10/10/76 at Baltimore),
3/124
- 40.0 Paul Warfield (10/3/70 vs. Oakland),
3/120

HIGHEST RECEIVING AVERAGE BY ROOKIE

Season (minimum 24 receptions)

- 18.4 Chris Chambers (2001), 48/883 yards
- 17.4 Ferrell Edmunds (1988), 33/575 yards
- 17.1 Andre Brown (1989), 24/410 yards

Game (minimum three receptions)

- 37.7 Chris Chambers (11/11/01 at
Indianapolis), 3/113
- 30.3 Mel Baker (12/15/74 vs. New England),
4/121
- 25.3 Chris Chambers (10/28/01 at Seattle),
3/76

MOST 100-YARD RECEIVING GAMES

Career

- 28 Mark Duper (1982-92)
- 22 Mark Clayton (1983-92)
- 17 Chris Chambers (2001-07)
- 12 Nat Moore (1974-86)
- 10 Paul Warfield (1970-74)
- 10 Duriel Harris (1976-83, 1985)
- 10 Irving Fryar (1993-95)

Season

- 8 Mark Duper (1986)
- 6 Mark Clayton (1984)
- 6 Irving Fryar (1994)
- 5 Mark Clayton (1989)
- 5 Tony Martin (1999)
- 4 Paul Warfield (1971)
- 4 Duriel Harris (1979)
- 4 Mark Duper (1984)
- 4 Chris Chambers (2004)

MOST 100-YARD RECEIVING GAMES BY ROOKIE

- 3 Jack Clancy (1967)
- 3 Chris Chambers (2001)
- 2 Terry Kirby (1993)
- 1 Mel Baker (1974)
- 1 Duriel Harris (1976)
- 1 Ferrell Edmunds (1988)
- 1 Andre Brown (1989)

MOST CONSECUTIVE 100-YARD RECEIVING GAMES

- 4 Irving Fryar (10th through 13th in 1994)
- 3 Mark Clayton (14th through 16th in 1984)
- 3 Mark Duper (3rd through 5th in 1986)
- 3 Chris Chambers (11th through 13th in 2005)

TOTAL YARDS FROM SCRIMMAGE

(rushing/receiving)

Career

- 8,859 Mark Duper (1982-92), -10/8,869
- 8,751 Mark Clayton (1983-92), 108/8,643
- 7,795 Nat Moore (1974-86), 248/7,547
- 7,425 Larry Csonka (1968-74, 1979), 6,737/688
- 7,135 Tony Nathan (1979-87), 3,543/3,592

Season

- 2,216 Ricky Williams (2002), 1,853/363
- 1,723 Ricky Williams (2003), 1,372/351
- 1,450 Delvin Williams (1978), 1,258/192
- 1,424 Mark Clayton (1984), 35/1,389
- 1,340 Lamar Smith (2000), 1,139/201

Game

- 252 Troy Stradford (11/22/87 at Dallas), 169/83
- 238 Chris Chambers (12/4/05 vs. Buffalo), 0/238
- 235 Ricky Williams (12/1/02 at Buffalo), 228/7
- *227 Lamar Smith (12/30/00 vs. Indianapolis), 209/18
- 217 Mark Duper (11/10/85 vs. N.Y. Jets), 0/217

By Rookie, Season

- 1,264 Terry Kirby (1993), 390/874
- 1,255 Karim Abdul-Jabbar (1996), 1,116/139
- 1,139 Ronnie Brown (2005), 907/232
- 1,076 Troy Stradford (1987), 619/457
- 1,043 Jim Kiick (1968), 621/422

COMBINED YARDAGE

(rushing/receiving/returns)

Career

- 9,276 Mark Clayton (1983-92), 108/8,643/525
- 8,950 Nat Moore (1974-86), 248/7,547/1,155
- 8,859 Mark Duper (1982-92), -10/8,869/0
- 8,752 Tony Nathan (1979-87), 3,543/3,592/1,617
- 8,353 O.J. McDuffie (1993-01), 49/5,074/3,230

Season

- 2,216 Ricky Williams (2002), 1,853/363/0
- 2,208 Wes Welker (2005), 5/434/1,769
- 2,129 Wes Welker (2006), 0/687/1,442
- 2,086 Ted Ginn, Jr. (2007) 3/420/1,663
- 1,777 Wes Welker (2004), 0/0/1,777

Game

- 302 Mercury Morris (11/1/70 at Baltimore) 8-89/3-68/6-145
- 297 Wes Welker (10/16/05 at Tampa Bay) 0-0/3-97/10-200
- *280 O.J. McDuffie (12/30/95 at Buffalo) 1-9/11-154/6-117
- 258 Wes Welker (10/21/05 vs. Kansas City) 0-0/2-41/9-217
- 254 Freddie Solomon (10/9/77 at Baltimore) 0-0/4-51/7-203

By Rookie, Season

- 2,086 Ted Ginn, Jr. (2007) 3/420/1,663
- 1,777 Wes Welker (2004), 0/0/1,777
- 1,683 Chris Chambers (2001), -11/883/811

PUNTING

MOST PUNTS

Career

- 633 Larry Seiple (1967-77), 25,347 yards
- 555 Reggie Roby (1983-92), 24,035 yards
- 339 Matt Turk (2000-01, 2003-04), 13,910 yards

Season

- 98 Matt Turk (2004), 41.7 average
- 93 Klaus Wilmsmeyer (1998), 42.5 average
- 92 Matt Turk (2000), 42.1 average
- 88 Donnie Jones (2005), 43.5 average
- 85 Donnie Jones (2006), 42.8 average

Game

- 11 Matt Turk (12/7/03 at New England), 406 yards
- 10 George Wilson, Jr. (9/9/66 vs. N.Y. Jets), 483 yards
- 10 George Roberts (10/12/80 at New England), 445 yards
- 10 Klaus Wilmsmeyer (9/20/98 vs. Pittsburgh), 458 yards
- 10 Matt Turk (9/19/04 at Cincinnati), 400 yards
- 10 Donnie Jones (12/25/06 vs. N.Y. Jets), 427 yards
- 10 Brandon Fields (12/23/07 at New England), 446 yards

HIGHEST GROSS PUNTING AVERAGE

Career (minimum 120 punts)

- 44.2 John Kidd (1994-97), 201 punts
- 43.3 Reggie Roby (1983-92), 555 punts
- 43.2 Donnie Jones (2005-06), 173 punts
- 41.0 George Roberts (1978-80), 237 punts
- 41.0 Matt Turk (2000-01, 2003-04), 339 punts

Season (minimum 40 punts)

- 46.3 John Kidd (1996), 78 punts
- 45.7 Reggie Roby (1991), 54 punts
- 44.7 Reggie Roby (1984), 51 punts
- 44.2 Reggie Roby (1986), 56 punts
- 43.7 Reggie Roby (1985), 59 punts

Game (minimum 4 punts)

- 58.5 Reggie Roby (9/28/86 vs. San Francisco), 4-234 yards
- 54.4 John Kidd (10/27/96 vs. Dallas), 5-272 yards
- 53.8 Reggie Roby (10/20/91 vs. Houston), 4-215 yards
- 52.71 Reggie Roby (9/22/91 vs. Green Bay), 7-369 yards
- 52.67 Donnie Jones (9/24/06 vs. Tennessee), 6-316 yards

HIGHEST NET PUNTING AVERAGE

Season (since 1982)

- 39.3 Donnie Jones (2005), 88 punts
- 38.8 John Kidd (1996), 78 punts
- 38.1 Reggie Roby (1984), 51 punts

LONGEST PUNTS

- 77 Reggie Roby (11/29/87 at Buffalo), net 77

- 77 Matt Turk (11/25/01 at Buffalo), touchback
 73 Larry Seiple (11/14/71 vs. Pittsburgh), touchback
 73 Reggie Roby (9/28/86 vs. San Francisco), touchback
 73 Reggie Roby (10/5/86 at New England), net 73
 71 George Roberts (11/2/80 at Oakland), net 62

MOST INSIDE-THE-20

Season (since 1982)

- 31 Donnie Jones (2005), 88 punts
 29 Matt Turk (2004), 98 punts
 28 Matt Turk (2001), 81 punts
 28 Donnie Jones (2006), 85 punts

PUNT RETURNS

MOST PUNT RETURNS

Career

- 127 Jake Scott (1970-75)
 127 O.J. McDuffie (1993-01)
 127 Wes Welker (2004-06)
 79 Tom Vigorito (1981-85)
 75 Scott Schwedes (1987-90)

Season

- 43 Wes Welker (2004), 10.8 average
 43 Wes Welker (2005), 9.1 average
 41 Mark Clayton (1983), 9.6 average
 41 Wes Welker (2006), 9.2 average

Game

- 7 Mercury Morris (10/19/69 at Kansas City), 17.6 average
 7 Lamont Brightful (9/19/04 at Cincinnati), 11.1 average
 6 Jake Scott (11/10/74 at New Orleans), 16.5 average
 6 Freddie Solomon (12/5/77 vs. Baltimore), 9.3 average
 6 Tom Vigorito (11/30/81 vs. Philadelphia), 12.2 average
 6 Mark Clayton (11/20/83 vs. Baltimore), 16.2 average
 6 Vince Heflin (9/23/84 vs. Indianapolis), 12.7 average
 *6 Nate Jacquet (1/9/00 at Seattle), 10.5 avg.
 6 Wes Welker (12/5/04 vs. Buffalo), 8.5 avg.

MOST PUNT RETURN YARDS

Career

- 1,330 Jake Scott (1970-75)
 1,232 Wes Welker (2004-06)
 1,127 O.J. McDuffie (1993-01)
 830 Tom Vigorito (1981-85)
 810 Freddie Solomon (1975-77)

Season

- 464 Wes Welker (2004), 10.8 average
 392 Mark Clayton (1983), 9.6 average
 390 Wes Welker (2005), 9.1 average

Game

- 123 Mercury Morris (10/19/69 at Kansas City), 7 returns
 114 O.J. McDuffie (12/13/93 vs. Pittsburgh), 5 returns

- 106 James Pruitt (9/14/86 vs. Indianapolis), 2 returns

MOST PUNT RETURN TOUCHDOWNS

Career

- 2 Freddie Solomon (1975-77)
 2 Tom Vigorito (1981-85)
 2 O.J. McDuffie (1993-01)

Season

- 2 O.J. McDuffie (1993)

LONGEST PUNT RETURNS

- 87t Tom Vigorito (9/10/81 vs. Pittsburgh)
 87t Ted Ginn, Jr. (11/18/07 at Philadelphia)
 86t Tony Nathan (10/14/79 vs. Buffalo)
 81t Jeff Ogden (10/29/00 vs. Green Bay)
 79t Freddie Solomon (12/5/76 vs. Buffalo)
 77t Jake Scott (11/22/70 vs. Baltimore)
 72t O.J. McDuffie (12/13/93 vs. Pittsburgh)
 71t James Pruitt (9/14/86 vs. Indianapolis)
 71t O.J. McDuffie (10/24/93 vs. Indianapolis)
 71 Wes Welker (12/20/04 vs. New England)

HIGHEST PUNT RETURN AVERAGE

Career (minimum 50 returns)

- 13.7 Jeff Ogden (2000-01), 51 returns
 11.4 Freddie Solomon (1975-77), 71 returns
 10.5 Jake Scott (1970-75), 127 returns
 10.5 Tom Vigorito (1981-85), 79 returns

Season (minimum 15 returns)

- 17.0 Jeff Ogden (2000), 19 returns
 12.5 Nate Jacquet (1999), 28 returns
 12.3 Freddie Solomon (1975), 26 returns
 12.2 Terrell Buckley (1998), 29 returns
 12.1 Jake Scott (1973), 22 returns

Game (minimum 4 returns)

- 22.8 O.J. McDuffie (12/13/93 vs. Pittsburgh), 5-114 yards
 21.5 O.J. McDuffie (10/24/93 vs. Indianapolis), 4-86 yards
 21.5 Nate Jacquet (10/17/99 at New England), 4-86 yards
 18.8 Charlie Babb (11/23/75 vs. Baltimore), 4-75 yards

MOST FAIR CATCHES

Career

- 91 O.J. McDuffie (1993-01) of 218 punts
 64 Wes Welker (2004-06) of 191 punts
 55 Jake Scott (1970-75) of 182 punts
 30 Scott Miller (1991-94) of 83 punts
 29 Dick Anderson (1968-77) of 74 punts

Season

- 29 Wes Welker (2006) of 70 punts
 24 O.J. McDuffie (1996) of 46 punts
 23 Wes Welker (2005) of 66 punts
 22 O.J. McDuffie (1993) of 36 punts
 18 Jake Scott (1971) of 51 punts

Game

- 6 Jake Scott (12/20/70 vs. Buffalo) of 8 punts

KICKOFF RETURNS

MOST KICKOFF RETURNS

Career

- 166 Wes Welker (2004-06)

- 123 Fulton Walker (1981-85)
- 111 Mercury Morris (1969-75)
- 107 Brock Marion (1998-03)

Season

- 63 Ted Ginn, Jr. (2007), 22.7 average
- 62 Brock Marion (1999), 24.6 average
- 61 Wes Welker (2005), 22.6 average
- 57 Wes Welker (2004), 23.0 average
- 48 Wes Welker (2006), 22.2 average

Game

- 8 Ted Ginn, Jr. (12/2/07 vs. N.Y. Jets), 24.8 average
- 7 Don Bessillieu (10/12/80 at New England), 20.4 average
- 7 Fulton Walker (11/8/81 at New England), 23.7 average
- 7 Joe Cribbs (12/18/88 at Pittsburgh), 21.3 average
- 7 Brock Marion (12/12/99 at N.Y. Jets), 20.4 average
- 7 Brock Marion (10/23/00 at N.Y. Jets), 27.6 average
- 7 Albert Johnson (9/29/02 at Kansas City), 29.3 average
- 7 Travis Minor (10/13/02 at Denver), 30.7 average
- 7 Wes Welker (1/2/05 at Baltimore), 30.0 average
- 7 Wes Welker (10/21/05 at Kansas City), 23.1 average

MOST KICKOFF RETURN YARDS

Career

- 3,756 Wes Welker (2004-06)
- 2,947 Mercury Morris (1969-75)
- 2,944 Fulton Walker (1981-85)
- 2,517 Brock Marion (1998-03)
- 2,103 O.J. McDuffie (1993-01)

Season

- 1,524 Brock Marion (1999), 24.6 average
- 1,433 Ted Ginn, Jr. (2007), 22.7 average
- 1,379 Wes Welker (2005), 22.6 average
- 1,313 Wes Welker (2004), 23.0 average
- 1,136 Mercury Morris (1969), 26.4 average

Game

- 215 Travis Minor (10/13/02 at Denver), long 66
- 210 Wes Welker (1/2/05 at Baltimore), long 95t
- 205 Albert Johnson (9/29/02 at Kansas City), long 49
- 204 Gene Milton (9/21/68 vs. Oakland), long 73
- 198 Ted Ginn, Jr. (12/2/07 vs. N.Y. Jets), long 30

MOST KICKOFF RETURN TOUCHDOWNS

Career

- 3 Mercury Morris (1969-75)
- 1 by four players (last – Wes Welker, 1/2/05 at Baltimore)

Season

- 1 Seven times (last – Wes Welker, 1/2/05 at Baltimore)

LONGEST KICKOFF RETURNS

- 105t Mercury Morris (9/14/69 at Cincinnati)
- **98t Fulton Walker (1/30/83 vs. Washington)
- 97t Marc Logan (10/1/89 at Houston)

- 96t Mercury Morris (12/6/70 vs. Boston)
- 95t Joe Auer (9/2/66 vs. Oakland)
- 95 Bobby Neff (9/14/68 vs. Houston)
- 95t Wes Welker (1/2/05 at Baltimore)

HIGHEST KICKOFF RETURN AVERAGE

Career (minimum 50 returns)

- 26.5 Mercury Morris (1969-75), 111 returns
- 25.3 Duriel Harris (1976-83, 1985), 56 returns
- 23.9 Fulton Walker (1981-85), 123 returns

Season (minimum 14 returns)

- 32.9 Duriel Harris (1976), 17 returns, 559 yards
- 29.6 Gary Davis (1977), 14 returns, 414 yards
- 29.0 Mercury Morris (1970), 28 returns, 812 yards

Game (minimum 4 returns)

- **47.5 Fulton Walker (1/30/83 vs. Washington), 4-190
- 42.8 Freddie Solomon (10/9/77 at Baltimore), 4-171
- 39.3 Brock Marion (10/4/99 vs. Buffalo), 4-157

INTERCEPTIONS

MOST INTERCEPTIONS

Career

- 35 Jake Scott (1970-75)
- 34 Dick Anderson (1968-77)
- 31 Sam Madison (1997-05)
- 29 Glenn Blackwood (1979-87)
- 29 Patrick Surtain (1998-04)

Season

- 10 Dick Westmoreland (1967), 127 yards
- 8 Willie West (1966), 62 yards
- 8 Dick Anderson (1968), 230 yards
- 8 Dick Anderson (1970), 191 yards
- 8 Dick Anderson (1973), 163 yards
- 8 Jake Scott (1974), 75 yards
- 8 Terrell Buckley (1998), 157 yards
- 8 Sam Madison (1998), 114 yards

Game

- 4 Dick Anderson (12/3/73 vs. Pittsburgh), 121 yards
- 3 Willie West (10/23/66 at Houston), 49 yards
- 3 Dick Westmoreland (1/26/67 vs. Buffalo), 43 yards
- 3 Charlie Babb (9/22/75 vs. Oakland), 18 yards
- 3 Curtis Johnson (11/9/75 vs. N.Y. Jets), 25 yards
- 3 Larry Gordon (12/10/78 vs. Oakland), 35 yards
- *3 A.J. Duhe (1/23/83 vs. N.Y. Jets), 36 yards
- 3 William Judson (10/16/83 at N.Y. Jets), 23 yards
- 3 Louis Oliver (10/4/92 at Buffalo), 170 yards
- 3 Sam Madison (11/7/99 vs. Tennessee), 101 yards

MOST INTERCEPTIONS BY ROOKIE

Season

- 8 Dick Anderson (1968), 230 yards
- 5 Lloyd Mumphord (1969), 102 yards
- 5 Jake Scott (1970), 112 yards
- 5 Don McNeal (1980), 17 yards

Game

- 2 Dick Anderson (11/24/68 at Boston), 109 yards
- 2 Jake Scott (12/7/69 vs. Denver), 0 yards
- 2 Don McNeal (10/12/80 at New England), 2 yards
- 2 Jarvis Williams (10/9/88 at L.A. Raiders), 23 yards

MOST CONSECUTIVE GAMES WITH INTERCEPTION

- 5 Dick Westmoreland (9th through 13th in 1967)

MOST INTERCEPTION RETURN YARDS**Career**

- 792 Dick Anderson (1968-77), 23.3 average
- 569 Louis Oliver (1989-93, 1995-96), 23.7 average
- 487 Sam Madison (1997-05), 15.7 average
- 431 Brock Marion (1998-03), 21.6 average
- 425 Jake Scott (1970-75), 12.1 average
- 425 Terrell Buckley (1995-99, 2003), 17.7 average

Season

- 230 Dick Anderson (1968), 8 for 28.8 average
- 227 Brock Marion (2001), 5 for 45.4 average
- 200 Louis Oliver (1992), 5 for 40.0 average
- 198 Jimmy Warren (1966), 5 for 39.6 average

Game

- 170 Louis Oliver (10/4/92 at Buffalo), 3 interceptions
- 121 Dick Anderson (12/3/73 vs. Pittsburgh), 4 interceptions
- 109 Dick Anderson (11/24/68 at Boston), 2 interceptions

LONGEST INTERCEPTION RETURNS

- 103t Louis Oliver (10/4/92 at Buffalo), Jim Kelly
- 100t Brock Marion (1/6/02 vs. Buffalo), Travis Brown
- 96t Dick Anderson (11/24/68 at Boston), Tom Sherman
- 91t Terrell Buckley (10/13/96 at Buffalo), Jim Kelly
- 86t Dick Anderson (12/20/70 vs. Buffalo), Dennis Shaw
- 86t William Judson (60t), Mike Kozlowski (26, lateral), (9/9/84 vs. New England), Steve Grogan
- 76t Troy Vincent (58t), Gene Atkins (18, lateral), (12/12/94 vs. Kansas City), Steve Bono
- 74t Terrell Buckley (12/21/03 at Buffalo), Drew Bledsoe
- 70t Jimmy Warren (11/13/66 at Kansas City), Len Dawson
- 70 Sammy Knight (11/27/03 at Dallas), Quincy Carter
- 67t Troy Vincent (9/3/95 vs. N.Y. Jets), Boomer Esiason
- *62t Dick Anderson (1/2/72 vs. Baltimore), John Unitas
- 62 Brock Marion (9/22/02 vs. N.Y. Jets), Chad Pennington

- 61t William Judson (9/8/85 at Houston), Warren Moon
- 61t Calvin Jackson (11/25/96 vs. Pittsburgh), Mike Tomczak
- 61 Terrell Buckley (12/13/98 vs. N.Y. Jets), Vinny Testaverde

TOUCHDOWN INTERCEPTIONS**Career**

- 4 Zach Thomas (1996-2007)
- 3 Dick Anderson (1968-77)
- 3 Terrell Buckley (1995-99, 2003)
- 3 Jason Taylor (1997-2007)
- 2 Dick Westmoreland (1966-69)
- 2 Jimmy Warren (1966-67)
- 2 Bill Stanfill (1969-76)
- 2 Lloyd Mumphord (1969-74)
- 2 Mike Kozlowski (1979-86)
- 2 Don McNeal (1980-89)
- 2 William Judson (1982-89)
- 2 Louis Oliver (1989-93, 1995-96)
- 2 Troy Vincent (1992-95)
- 2 Sam Madison (1997-2005)
- 2 Brock Marion (1998-2003)
- 2 Patrick Surtain (1998-2004)

Season

- 2 Bill Stanfill (1969), 15,17 yards
- 2 Dick Anderson (1973), 27,38 yards
- 2 Mike Kozlowski (1983), 35,38 yards
- 2 Zach Thomas (1998), 17,1 yards
- 2 Brock Marion (2001), 26,100 yards
- 2 Jason Taylor (2006), 20,51 yards

Game

- 2 Dick Anderson (12/3/73 vs. Pittsburgh)
- 2 Mike Kozlowski (12/16/83 vs. N.Y. Jets)

SACKS

MOST SACKS**Career**

- 117 Jason Taylor (1997-2007)
- 67½ Bill Stanfill (1969-76)
- 65½ Doug Betters (1978-87)
- 64 Vern Den Herder (1971-81)
- 59½ Jeff Cross (1988-95)

Season

- 18½ Bill Stanfill (1973)
- 18½ Jason Taylor (2002)
- 16½ Trace Armstrong (2000)
- 16 Doug Betters (1983)
- 15 Adewale Ogunleye (2003)

Game

- 5 Bill Stanfill (10/7/73 vs. N.Y. Jets)
- 5 Vern Den Herder (10/21/73 vs. Buffalo)
- 5 Bill Stanfill (11/17/74 vs. Buffalo)
- 4 Vern Den Herder (9/22/74 at Buffalo)
- 4 Vern Den Herder (11/11/79 vs. Baltimore)
- 4 Doug Betters (9/4/83 at Buffalo)
- 4 E.J. Junior (10/6/91 at New England)

MOST SACKS BY ROOKIE**Season**

- 8 Bill Stanfill (1969)
- 8 Lorenzo Bromell (1998)
- 7 A.J. Duhe (1977)
- 6 Marco Coleman (1992)
- 5 Derrick Rodgers (1997)
- 5 Jason Taylor (1997)

Game

- 3 A.J. Duhe (11/6/77 at N.Y. Jets)
- 3 Marco Coleman (10/25/92 vs. Indianapolis)
- 2 Bill Stanfill (10/26/69 vs. Buffalo)
- 2 Bob Baumhower (11/20/77 at Cincinnati)
- 2 A.J. Duhe (12/11/77 at New England)
- 2 Doug Betters (10/29/78 vs. Baltimore)
- 2 Charles Bowser (1/2/83 at Baltimore)
- 2 John Bosa (12/17/87 vs. N.Y. Jets)
- 2 Marco Coleman (11/1/92 at N.Y. Jets)
- 2 Shane Burton (12/1/96 at Oakland)
- 2 Derrick Rodgers (10/12/97 at N.Y. Jets)
- 2 Lorenzo Bromell (9/13/98 vs. Buffalo)
- 2 Lorenzo Bromell (11/29/98 vs. New Orleans)

FUMBLES**MOST FUMBLES****Career**

- 106 Dan Marino (1983-99)
- 52 Bob Griese (1967-80)
- 34 Tony Nathan (1979-87)
- 29 Mercury Morris (1969-75)
- 27 Jay Fiedler (2000-04)

Season

- 13 Gus Frerotte (2005)
- 10 A.J. Feeley (2004)
- 9 Bob Griese (1971)
- 9 Tony Nathan (1980)
- 9 Dan Marino (1985)
- 9 Dan Marino (1986)
- 9 Dan Marino (1994)
- 9 Dan Marino (1998)
- 9 Jay Fiedler (2004)
- 8 Six times (last – Ray Lucas, 2002)

Game

- 4 Craig Erickson (10/6/96 vs. Seattle)
- 3 Ten times (last: John Beck, 12/2/07 vs. N.Y. Jets)

MOST FUMBLES BY ROOKIE**Season**

- 8 Tony Nathan (1979)
- 7 Scott Schwedes (1987)
- 7 John Beck (2007)

Game

- 3 Rick Norton (9/9/66 vs. N.Y. Jets)
- 3 Scott Schwedes (12/13/87 at Philadelphia)
- 3 John Beck (12/2/07 vs. N.Y. Jets)

MOST OWN FUMBLE RECOVERIES**Career**

- 38 Dan Marino (1983-99)
- 23 Bob Griese (1967-80)

Season

- 7 Dan Marino (1988)
- 6 Bob Griese (1971)
- 4 Rick Norton (1969)
- 4 Dan Marino (1986)
- 4 Gus Frerotte (2005)

Game

- 3 Rick Norton (11/9/69 at Boston)
- 3 Craig Erickson (10/6/96 vs. Seattle)
- 3 Lamont Brightful (9/19/04 at Cincinnati)
- 3 Cleo Lemon (12/9/07 at Buffalo)

MOST OPPONENT FUMBLE RECOVERIES**Career**

- 26 Jason Taylor (1997-2007)
- 17 Dick Anderson (1968-77)
- 17 Bob Baumhower (1977-86)
- 14 Vern Den Herder (1971-81)
- 12 Larry Gordon (1976-82)

Season

- 6 Dick Anderson (1972)
- 5 Bud Brown (1985)
- 4 11 times (last – Jason Taylor, 2001)

Game

- 2 Tom Nomina (11/13/66 at Kansas City), 0 yards
- 2 Art Powell (10/18/70 at Buffalo), 0 yards
- 2 Jim Riley (11/7/76 vs. Buffalo), 0 yards
- 2 Jeris White (11/28/76 at Cleveland), 0 yards
- 2 Bob Baumhower (12/11/77 at New England), 0 yards
- 2 Tim Foley (11/29/79 vs. New England), 2 yards
- 2 Glenn Blackwood (10/19/80 vs. Buffalo), 0 yards
- 2 Doug Betters (11/6/83 at San Francisco), 0 yards
- 2 Bud Brown (9/8/85 vs. Houston), 6 yards
- 2 Bryan Cox (10/31/93 vs. Kansas City), 1 yard
- 2 Jason Taylor (10/7/01 vs. New England), 1 yard, 1 TD

FUMBLE RETURNS FOR TOUCHDOWNS

- 85t Jason Taylor (9/11/05 vs. Denver), Jake Plummer
- 59t Trell Hooper (10/11/87 vs. Kansas City), Robert Parker
- 55t Liffort Hobley (10/11/87 vs. Kansas City), Chris Smith
- 48t Renaldo Hill (11/19/06 vs. Minnesota), Chester Taylor
- 44t Don Bessillieu (10/19/80 vs. Buffalo), Joe Cribbs
- 43t Michael Lehan (12/2/07 vs. N.Y. Jets), Kellen Clemens
- 37t Pat Johnson (12/24/95 at St. Louis), Todd Kinchen
- 35t Dick Anderson (10/15/72 vs. San Diego), Mike Garrett
- 34t Jason Taylor (11/27/03 at Dallas), Quincy Carter
- 29t Jason Taylor (10/1/00 at Cincinnati), Akili Smith
- 25t Mike Kozlowski (12/6/81 vs. New England), Sam Cunningham
- 22t Terrell Buckley (10/27/97 vs. Chicago), Ricky Proehl
- 21t Bob Baumhower (10/7/84 at Pittsburgh), Mark Malone
- 20t Sam Madison (10/8/00 vs. Buffalo), Sammy Morris
- 19t Liffort Hobley (10/9/88 at L.A. Raiders), Vance Mueller
- 15t Jimmy Warren off lateral from Bob Neff, (12/17/67 vs. Boston), Jim Nance

- 13t Nick Buoniconti (9/30/73 vs. New England), John Tarver
- 13t Bob Baumhower (10/9/78 vs. Cincinnati), Dave Turner
- 13t Brian Sochia (12/30/90 vs. Indianapolis), Jeff George
- 10t Willie West (10/6/68 at Houston), Bob Davis
- 10t Sean Hill (9/1/96 vs. New England), Louis Oliver
- 7t Bob Brudzinski (10/27/85 at Detroit), Eric Hipple
- 4t O.J. McDuffie (10/12/97 at N.Y. Jets), Charles Jordan
- 4t Jason Taylor (9/13/99 at Denver), Brian Griese
- 2t Randy McMichael (10/12/03 at Jacksonville), Obafemi Ayanbadejo
- 1t Cliff Odom (10/28/90 at Indianapolis), Jack Trudeau
- 1t Jason Taylor (10/7/01 vs. New England), Tom Brady
- 1t Derrick Pope (11/28/04 at San Francisco), Tim Rattay
- 0t Chuck Klingbeil (9/22/91 vs. Green Bay), Don Majkowski
- 0t Scott Miller (9/1/96 vs. New England), Stanley Pritchett
- 0t Tim Bowens (11/30/97 at Oakland), Jeff George
- 0t Travis Minor (10/28/01 at Seattle), Jay Fiedler
- 0t Trent Gamble (9/8/02 vs. Detroit), Chris Cash

TOUCHDOWN FUMBLE RETURNS

Career

- 5 Jason Taylor (1997-2007)
- 2 Bob Baumhower (1977-86)
- 2 Liffort Hobley (1987-93)

TAKEAWAYS

(interceptions/fumble recoveries)

MOST TAKEAWAYS

Career

- 51 Dick Anderson (1968-77), 34 INTs, 17 FRs
- 42 Jake Scott (1970-75), 35 INTs, 7 FRs
- 41 Glenn Blackwood (1979-87), 29 INTs, 12 FRs
- 35 Sam Madison (1997-05), 31 INTs, 4 FRs
- 33 Patrick Surtain (1998-04), 29 INTs, 4 FRs
- 33 Jason Taylor (1997-2007), 7 INTs, 26 FRs

Season

- 11 Dick Anderson (1970), 8 INTs, 3 FRs
- 11 Jake Scott (1974), 8 INTs, 3 FRs
- 10 Dick Westmoreland (1967), 10 INTs
- 9 Dick Anderson (1968), 8 INTs, 1 FR
- 9 Dick Anderson (1972), 3 INTs, 6 FRs
- 9 Terrell Buckley (1998), 8 INTs, 1 FR

Game

- 4 Dick Anderson (12/3/73 vs. Pittsburgh), 4 INTs
- 4 Jeris White (11/26/76 at Cleveland), 2 INTs, 2 FRs

MOST TAKEAWAYS BY ROOKIE

Season

- 9 Dick Anderson (1968), 8 INTs, 1 FR
- 7 Lloyd Mumphord (1969), 5 INTs, 2 FRs
- 7 Curtis Johnson (1970), 3 INTs, 4 FRs
- 7 Jarvis Williams (1988), 4 INTs, 3 FRs

Game

- 3 Lloyd Mumphord (12/7/69 vs. Denver), 2 INTs, 1 FR

BLOCKED KICKS

MOST BLOCKED KICKS

Career

- 9 Curtis Johnson (1970-78), 6 FGs, 2 Punts, 1 PAT
- 8 Lloyd Mumphord (1969-74), 7 FGs, 1 Punt
- 5 Vern Den Herder (1971-81), 4 FGs, 1 Punt
- 5 William Judson (1982-89), 3 FGs, 2 Punts
- 5 Jeff Cross (1988-95), 3 FGs, 1 Punt, 1 PAT

Season

- 4 Wahoo McDaniel (1966), 1 FG, 3 PATs
- 3 Frank Cornish (1970), 2 FGs, 1 PAT
- 3 Curtis Johnson (1972), 1 FG, 2 Punts
- 3 Shane Burton (1998), 3 FGs

MOST BLOCKED FIELD GOALS

Career

- 7 Lloyd Mumphord (1969-74)
- 6 Curtis Johnson (1970-78)
- 4 Vern Den Herder (1971-81)
- 4 Bob Baumhower (1977-86)

Season

- 3 Shane Burton (1998)
- 2 Ten times, last 1984

BLOCKED FIELD GOAL RETURNS FOR TD

- 51t Lloyd Mumphord (12/6/70 vs. Boston), Gino Capelletti
- 47t Curtis Johnson (12/19/71 vs. Green Bay), Tim Webster

LONGEST SHORT FIELD GOAL RETURNS

- 50 Jake Scott (12/6/70 vs. Boston), Gino Capelletti

MOST BLOCKED PUNTS

Career

- 3 Tim Foley (1970-80)
- 2 Curtis Johnson (1970-78)
- 2 William Judson (1982-89)
- 2 Marc Logan (1989-91)

Season

- 2 Curtis Johnson (1972)
- 2 Tim Foley (1973)
- 2 Marc Logan (1991)

BLOCKED PUNT RETURNS FOR TD

- 19t Mark Higgs (10/18/90 vs. New England), Brian Hansen
- 8t Tim Foley (11/11/73 vs. Baltimore), David Lee
- *5t Charlie Babb (12/24/72 vs. Cleveland), Don Cockroft

5t Tim Foley (11/11/73 vs. Baltimore),
David Lee

MOST BLOCKED POINTS AFTER TOUCHDOWNS

Career

- 3 Wahoo McDaniel (1966-68)
- 3 Doug Betters (1978-87)

TEAM RECORDS

* - Playoff Game ** - Super Bowl

- Record includes game of 10/28/07 played at London's Wembley Stadium that was designated as a home game

CHAMPIONSHIPS

SUPER BOWL:

- 2 1972, 1973

AMERICAN FOOTBALL CONFERENCE:

- 5 1971, 1972, 1973, 1982, 1984

AFC EASTERN DIVISION:

- 12 1971, 1972, 1973, 1974, 1979, 1981, 1983, 1984, 1985, 1992, 1994, 2000

PLAYOFF BERTHS:

- 21 1970, 1971, 1972, 1973, 1974, 1978, 1979, 1981, 1982, 1983, 1984, 1985, 1990, 1992, 1994, 1995, 1997, 1998, 1999, 2000, 2001

GAMES

REGULAR-SEASON RECORD: 369-267-4 (.580)

PLAYOFF RECORD: 20-19 (.513)

OVERALL RECORD: 389-286-4 (.576)

HOME REGULAR-SEASON RECORD:

213-102-3 (.675)#

DOLPHIN STADIUM REGULAR-SEASON

RECORD: 103-63 (.620)

HOME PLAYOFF RECORD: 15-6 (.714)

DOLPHIN STADIUM PLAYOFF RECORD:

5-2 (.714)

HOME OVERALL RECORD: 228-108-3 (.677)#

DOLPHIN STADIUM OVERALL RECORD:

108-65 (.624)

ROAD REGULAR-SEASON RECORD:

156-165-1 (.486)

ROAD PLAYOFF RECORD: 5-13 (.278)

ROAD OVERALL RECORD: 161-178-1 (.475)

MOST WINS IN A SEASON:

17 in 1972 (14 regular season, 3 playoffs)

16 in 1984 (14 regular season, 2 playoffs)

BEST SEASON WINNING PERCENTAGE:

1.000 in 1972 (14-0 regular season, 3-0 playoffs)

FEWEST WINS IN A SEASON: 1 in 2007

LOWEST SEASON WINNING PERCENTAGE:

.063 in 2007 (1-15)

CONSECUTIVES

MOST WINS:

- 18 1st in 1972 through 1st in 1973

MOST REGULAR-SEASON WINS:

- 16 14th in 1971 through 1st in 1973

- 16 12th in 1983 through 11th in 1984

MOST HOME WINS:

- 31 10/17/71 through 12/15/74

MOST REGULAR-SEASON HOME WINS:

- 27 10/17/71 through 12/15/74

MOST ROAD WINS:

- 9 9/17/72 through 1/14/73

MOST REGULAR-SEASON ROAD WINS:

- 7 9/17/72 through 12/10/72
- 7 12/4/83 through 11/4/84

MOST WINS IN A SERIES:

- 20 vs. Buffalo, 1970-79

MOST PRESEASON WINS:

- 11 5th in 1975 through 3rd in 1977

MOST LOSSES:

- 16 14th in 2006 through 13th in 2007

MOST REGULAR-SEASON LOSSES:

- 16 14th in 2006 through 13th in 2007

MOST HOME LOSSES:

- 7 12/25/06 through 12/2/07

MOST ROAD LOSSES:

- 10 11/13/66 through 12/3/67
- 10 12/17/06 through 12/23/07, current

MOST LOSSES IN A SERIES:

- 8 vs. N.Y. Jets, 1966-69
- 8 vs. N.Y. Jets, 1998-01

MOST PRESEASON LOSSES:

- 7 5th in 1988 through 2nd in 1990
- 5 1st through 5th in 1969

SCORING

MOST POINTS SCORED

Season	513	1984
Game	55	11/24/77 at St. Louis

FEWEST POINTS SCORED

Season	198	1982, 9 games
	213	1966
Game	0	18 times, last 11/26/07 at Pittsburgh

MOST POINTS ALLOWED

Season	437	2007
	407	1967
Game	*62	1/15/00 at Jacksonville
	58	9/18/66 at Buffalo
	51	9/21/86 at N.Y. Jets
	50	9/7/86 at San Diego

FEWEST POINTS ALLOWED

Season	131	1982, 9 games
	150	1973, 14 games
Game	0	25 times, last 12/10/06 vs. New England

MOST POINTS, BOTH TEAMS

Game	96	at N.Y. Jets 51, Miami 45, ot (9/21/86)
	81	Buffalo 47, at Miami 34 (12/19/93)
	*79	San Diego 41, at Miami 38, ot (1/2/82)
	79	L.A. Raiders 45, at Miami 34 (12/2/84)
	79	at Miami 41, Tampa Bay 38 (10/20/85)
	78	at San Diego 50, Miami 28 (9/7/86)
	*78	at Buffalo 44, Miami 34 (1/12/91)
	78	at Kansas City 48, Miami 30 (9/29/02)

FEWEST POINTS, BOTH TEAMS

Game	3	at New England 3, Miami 0 (12/12/82)
	3	at Pittsburgh 3, Miami 0 (11/26/07)
	9	New England 6, at Miami 3 (11/20/88)
	12	at Miami 9, Kansas City 3 (10/20/74)
	12	Miami 12, at Buffalo 0 (9/4/83)
	12	at New England 12, Miami 0 (12/7/03)

MOST DECISIVE WIN

Game	52	52-0 vs. New England (11/12/72)
	44	44-0 vs. Baltimore (11/11/73)
	43	43-0 at N.Y. Jets (10/19/75)
	42	45-3 vs. N.Y. Jets (11/24/86)
	42	42-0 vs. Kansas City (10/11/87)

MOST DECISIVE LOSS

Game	*55	62-7 at Jacksonville (1/15/00)
	45	48-3 vs. Kansas City (9/28/68)
	41	41-0 at Kansas City (10/8/67)
	41	41-0 at Indianapolis (12/14/97)
	35	35-0 at Baltimore (11/1/70)
	35	42-7 at Kansas City (10/13/91)
	*35	38-3 at Denver (1/9/99)

MOST TOUCHDOWNS SCORED

Season	70	1984
Game	8	11/24/77 at St. Louis

FEWEST TOUCHDOWNS SCORED

Season	26	1966
	26	2006

MOST TOUCHDOWNS ALLOWED

Season	53	1967
Game	8	9/18/66 at Buffalo
	*8	1/15/00 at Jacksonville

FEWEST TOUCHDOWNS ALLOWED

Season	15	1973
--------	----	------

MOST TOUCHDOWNS SCORED BY**Rushing**

Season	26	1972, 1975
Game	4	Eight times, last 12/10/89 vs. New England

Passing

Season	49	1984
Game	6	11/24/77 at St. Louis
	6	9/21/86 at N.Y. Jets

Interception

Season	5	2001
	4	1966, 1998
Game	2	12/3/73 vs. Pittsburgh
	2	9/12/82 at N.Y. Jets
	2	12/16/83 vs. N.Y. Jets
	2	12/6/98 at Oakland

Kickoff Return

1	Nine times, last 2004
---	-----------------------

Punt Return

2	1993
---	------

Fumble Return

Season	3	1997
	2	1987, 1990, 1996, 2000, 2001, 2003
Game	2	10/11/87 vs. Kansas City
	2	9/1/96 vs. New England

Blocked Punt Return

Season	2	1973
Game	2	11/11/73 vs. Baltimore

FEWEST TOUCHDOWNS SCORED BY**Rushing**

5	1966
---	------

Passing

12	1969
----	------

12	2007
----	------

MOST TOUCHDOWNS ALLOWED BY**Rushing**

Season	23	1986
Game	5	9/4/88 at Chicago

Passing

Season	31	1967
Game	6	10/21/07 vs. New England

Interception

Season	8	2004
Game	2	12/18/88 at Pittsburgh
	2	11/23/97 at New England
	2	10/17/99 at New England
	2	11/18/01 vs. N.Y. Jets

Kickoff Return

2	1994, 2007
---	------------

Punt Return

1	Seven times, last 12/18/94 at Indianapolis
---	--------------------------------------------

Fumble Return

2	1991, 1992, 1993, 1998, 1999, 2007
---	------------------------------------

Blocked FG

Return	1	1979, 1989
--------	---	------------

FEWEST TOUCHDOWNS ALLOWED BY**Rushing**

6	1998, 1999
---	------------

Passing

5	1973
---	------

MOST POINTS AFTER TOUCHDOWN SCORED

Season	66	1984
Game	7	11/12/72 vs. New England
	7	11/24/77 at St. Louis
	7	9/3/95 vs. N.Y. Jets
	7	9/8/02 vs. Detroit

MOST POINTS AFTER TOUCHDOWN SCORED, OPPONENT

Season	47	1967
--------	----	------

Game	*8	1/15/00 at Jacksonville
	7	9/18/66 at Buffalo
	7	10/21/07 vs. New England

MOST FIELD GOALS SCORED

Season	39	1999
Game	6	10/17/99 at New England

MOST FIELD GOALS SCORED, OPPONENT

Season	31	1999
Game	5	9/28/69 at Houston
	5	9/25/88 at Indianapolis
	*5	1/17/93 vs. Buffalo
	5	10/13/02 at Denver
	5	9/7/03 vs. Houston
	5	10/7/07 at Houston

MOST SAFETIES SCORED

Season	3	2005
	2	1978
Game	1	18 times, last 1/1/06 at New England

MOST SAFETIES SCORED, OPPONENT

Season	2	Six times, last 2003
Game	1	23 times, last 11/11/07 vs. Buffalo

MOST TWO-POINT CONVERSION ATTEMPTS

Season	10	1994
Game	4	at Indianapolis, 11/26/95

MOST TWO-POINT CONVERSION ATTEMPTS, OPPONENT

Season	5	1995
Game	2	Three times, last 11/8/98 vs. Indianapolis

MOST TWO-POINT CONVERSIONS

Season	6	1994
Game	2	at Indianapolis, 11/26/95

MOST TWO-POINT CONVERSIONS, OPPONENT

Season	2	Three times, last 2002
Game	1	12 times, last 11/11/07 vs. Buffalo

SCORE BY QUARTERS, DOLPHINS

1st –	21	12/20/70 vs. Buffalo
	21	10/2/77 vs. Houston
	21	12/5/04 vs. Buffalo
2nd –	28	12/17/67 vs. Boston
	24	10/23/77 vs. Seattle
	24	10/29/78 vs. Baltimore
	24	11/20/83 vs. Baltimore
	24	10/9/88 at L.A. Raiders
	24	12/1/91 vs. Tampa Bay
3rd –	21	11/3/74 vs. Atlanta
	21	9/12/82 at N.Y. Jets
	21	9/2/84 at Washington
	21	10/11/87 vs. Kansas City
	21	11/12/89 at N.Y. Jets
	21	10/18/92 vs. New England
	21	12/12/94 vs. Kansas City
	21	9/3/95 vs. N.Y. Jets
	21	10/29/00 vs. Green Bay
4th –	25	10/10/99 at Indianapolis
	24	11/25/01 at Buffalo
	*22	12/30/95 at Buffalo

SCORE BY QUARTERS, OPPONENT

1st –	24	9/28/68 vs. Kansas City
-------	----	-------------------------

*24 1/2/82 vs. San Diego

*24 1/15/00 at Jacksonville

24 12/9/07 at Buffalo

2nd – 31 12/14/97 at Indianapolis

28 9/21/86 at N.Y. Jets

28 10/21/07 vs. New England

3rd – 21 12/19/93 vs. Buffalo

21 12/4/94 vs. Buffalo

4th – 30 10/23/00 at N.Y. Jets

28 10/2/66 at San Diego

28 12/15/91 at San Diego

SCORE BY QUARTERS, BOTH TEAMS

1st –	35	12/5/04 vs. Buffalo
		Miami 21, Buffalo 14
	27	9/28/68 vs. Kansas City
		Kansas City 24, Miami 3
2nd –	42	9/21/86 at N.Y. Jets
		N.Y. Jets 28, Miami 14
	35	9/3/95 vs. N.Y. Jets
		Miami 21, N.Y. Jets 14
	35	10/21/07 vs. New England
		New England 28, Miami 7
3rd –	29	9/4/94 vs. New England
		Miami 15, New England 14
	28	12/10/67 vs. San Diego
		Miami 14, San Diego 14
	28	12/19/93 vs. Buffalo
		Buffalo 21, Miami 7
	28	11/27/94 at N.Y. Jets
		Miami 14, N.Y. Jets 14
4th –	39	10/10/99 at Indianapolis
		Miami 25, Indianapolis 14
	37	10/23/00 at N.Y. Jets
		N.Y. Jets 30, Miami 7

MOST CONSECUTIVE QUARTERS HELD SCORELESS BY DOLPHINS

13 1973, 3rd Q in 8th through 3rd Q in 11th

MOST CONSECUTIVE QUARTERS HELD SCORELESS BY OPPONENT

11 1970, 1st Q in 6th through 3rd Q in 8th

SCORE BY HALVES, DOLPHINS

1st –	35	12/17/67 vs. Boston
	31	12/20/70 vs. Buffalo
	31	12/2/85 vs. Chicago
	31	12/7/86 at New Orleans
2nd –	31	9/22/85 vs. Kansas City
	31	12/12/94 vs. Kansas City
	31	9/3/95 vs. N.Y. Jets
	29	9/4/94 vs. New England
	29	9/25/94 at Minnesota

SCORE BY HALVES, OPPONENT

1st –	48	9/18/66 at Buffalo
2nd –	38	10/2/66 at San Diego
	35	12/4/94 vs. Buffalo
	31	10/3/76 vs. Los Angeles

SCORE BY HALVES, BOTH TEAMS

1st –	58	9/18/66 at Buffalo
		Buffalo 48, Miami 10
	52	9/21/86 at N.Y. Jets
		N.Y. Jets 31, Miami 21
2nd –	52	10/9/83 vs. Buffalo
		Miami 28, Buffalo 24

TIME OF POSSESSION (SINCE 1977)

HIGHEST TIME OF POSSESSION

Season	32:38	1979
Game	43:39	12/7/87 vs. N.Y. Jets
	41:55	12/16/96 vs. Buffalo
	41:17	10/28/79 vs. Green Bay
	41:05	10/28/90 at Indianapolis
	40:56	10/9/83 vs. Buffalo (OT)

LOWEST TIME OF POSSESSION

Season	27:02	1988
Game	14:28	9/4/88 at Chicago
	16:32	10/1/89 at Houston
	18:02	10/27/96 vs. Dallas
	19:34	11/1/92 at N.Y. Jets
	19:42	9/23/90 at N.Y. Giants

HIGHEST TIME OF POSSESSION ALLOWED

Season	32:58	1988
Game	46:29	10/4/81 vs. N.Y. Jets (OT)
	45:32	9/4/88 at Chicago
	44:53	10/27/97 vs. Chicago (OT)
	43:28	10/1/89 at Houston
	42:28	12/9/90 vs. Philadelphia (OT)

LOWEST TIME OF POSSESSION ALLOWED

Season	27:22	1979
Game	16:21	12/7/87 vs. N.Y. Jets
	18:05	12/16/96 vs. Buffalo
	18:43	10/28/79 vs. Green Bay
	18:55	10/28/90 at Indianapolis
	19:10	9/21/03 vs. Buffalo

SCORING DRIVES

LONGEST SCORING DRIVES

By Plays	18	11/11/07 vs. Buffalo (TD, 80 yards, 9:45)
	17	10/27/80 at N.Y. Jets (TD, 87 yards, 5:21)
	17	11/20/83 vs. Baltimore (TD, 88 yards, 6:54)
	17	10/16/88 vs. San Diego (FG, 82 yards, 8:48)
	17	9/30/90 at Pittsburgh (TD, 73 yards, 8:07)
	17	11/6/94 vs. Indianapolis (FG, 68 yards, 9:15)
By Yards	99	9/10/78 at Baltimore (TD, 7 plays, 3:53)
	99	9/24/89 vs. N.Y. Jets (TD, 7 plays, 1:27)
	97	12/15/02 vs. Oakland (TD, 13 plays, 7:53)

By Time of Possession

10:30	10/16/94 vs. L.A. Raiders (FG, 10 plays, 65 yards)
10:16	12/10/01 vs. Indianapolis (TD, 15 plays, 78 yards)
10:01	10/27/74 vs. Baltimore (FG, 16 plays, 73 yards)

LONGEST SCORING DRIVES, OPPONENTS

Plays	20	11/24/97 at Chicago (FG, 77 yards, 11:07)
	19	Six times, last: 10/7/90 vs. N.Y. Jets (FG, 90 yards, 8:36)
Yards	99	12/11/76 vs. Minnesota (TD, 16 plays, 9:07)

99 10/27/80 at N.Y. Jets (TD, 17 plays, 9:22)

99 9/30/01 at St. Louis (TD, 11 plays, 5:36)

Time of Possession

12:45	12/14/75 at Baltimore (FG, 17 plays, 82 yards)
11:07	11/24/91 at Chicago (FG, 20 plays, 77 yards)
11:05	12/16/01 at San Francisco (TD, 17 plays, 98 yards)

FIRST DOWNS

MOST FIRST DOWNS

Season	387	1984
Game	34	11/24/77 at St. Louis
	34	12/12/88 vs. Cleveland

FEWEST FIRST DOWNS

Season	200	1966
Game	6	11/14/99 at Buffalo
	7	10/3/70 vs. Oakland
	7	9/23/90 at N.Y. Giants
	7	12/7/03 at New England
	8	9/24/67 vs. Kansas City
	8	10/12/80 at New England

MOST FIRST DOWNS ALLOWED

Season	359	1988
Game	39	11/27/88 at N.Y. Jets
	*34	1/2/82 vs. San Diego
	34	11/18/84 at San Diego

FEWEST FIRST DOWNS ALLOWED

Season	186	1972
Game	4	11/11/73 vs. Baltimore
	5	9/2/79 at Buffalo
	7	9/24/72 vs. Houston
	7	10/28/90 at Indianapolis

MOST FIRST DOWNS, BOTH TEAMS

Season	701	1984
Game	*59	1/2/82 vs. San Diego
	59	10/9/83 vs. Buffalo
	59	11/27/88 at N.Y. Jets

FEWEST FIRST DOWNS, BOTH TEAMS

Season	312	1982
Game	15	11/9/69 at Boston
	21	Three times, last 11/11/73 vs. Baltimore

MOST FIRST DOWNS BY

Rushing

Season	170	1972
Game	19	10/29/72 at Baltimore
	19	11/24/77 at St. Louis

Passing

Season	250	1986
Game	26	12/12/88 vs. Cleveland
	24	9/15/85 vs. Indianapolis
	24	9/21/86 at N.Y. Jets
	24	11/16/86 at Buffalo
	24	9/24/89 vs. N.Y. Jets

Penalty

Season	31	1979, 1983, 2004
Game	6	12/4/66 at Denver
	6	11/26/67 vs. Buffalo
	6	9/8/96 at Arizona

FEWEST FIRST DOWNS BY**Rushing**

Season	65	1967
Game	0	10/15/67 at Boston
	*0	1/15/00 at Jacksonville
	*0	1/6/01 at Oakland
	0	9/19/04 at Cincinnati

Passing

Season	91	1973
Game	1	9/4/83 at Buffalo

Penalty

Season	13	1973
--------	----	------

MOST FIRST DOWNS ALLOWED BY**Rushing**

Season	155	1988
Game	**24	1/30/83 vs. Washington
	*18	12/30/95 at Buffalo
	17	Three times, last 1988

Passing

Season	205	1993
Game	23	11/27/88 at N.Y. Jets
	*21	1/2/82 vs. San Diego
	21	10/4/92 at Buffalo
	21	10/23/00 at N.Y. Jets (OT)

Penalty

Season	42	2005
Game	7	10/9/83 vs. Buffalo
	7	10/23/00 at N.Y. Jets (OT)

FEWEST FIRST DOWNS ALLOWED BY**Rushing**

Season	66	1969
Game	0	12/20/70 vs. Buffalo
	0	10/13/74 at Washington
	*0	1/9/00 at Seattle
	0	9/14/03 at N.Y. Jets
	0	11/23/06 at Detroit

Passing

Season	78	1973
Game	0	12/8/68 vs. Boston
	1	11/5/79 vs. Houston
	1	12/12/82 at New England

Penalty

Season	8	1973, 1974
--------	---	------------

TOTAL NET YARDS

MOST NET YARDS GAINED

Season	6,936	1984
Game	584	10/23/88 vs. N.Y. Jets
	*569	1/6/85 vs. Pittsburgh
	552	9/30/84 at St. Louis
	552	10/21/84 at New England

FEWEST NET YARDS GAINED

Season	3,458	1966
Game	88	10/12/80 at New England
	101	11/14/99 at Buffalo
	111	9/9/66 vs. N.Y. Jets

MOST NET YARDS ALLOWED

Season	6,050	1986
Game	597	11/27/88 at N.Y. Jets
	593	10/3/76 vs. Los Angeles
	582	9/1/91 at Buffalo
	581	9/21/86 at N.Y. Jets
	*564	1/2/82 vs. San Diego\

FEWEST NET YARDS ALLOWED

Season	3,281	1973
Game	76	10/21/73 vs. Buffalo
	117	10/17/71 vs. New England
	118	10/16/66 vs. Denver
	118	9/21/03 vs. Buffalo
	121	9/2/79 at Buffalo

MOST NET YARDS GAINED, BOTH TEAMS

Season	12,374	1986
Game	1,066	9/21/86 at N.Y. Jets
	*1,038	12/30/95 at Buffalo
	1,037	11/27/88 at N.Y. Jets
	*1,036	1/2/82 vs. San Diego

FEWEST NET YARDS GAINED, BOTH TEAMS

Season	4,970	1982
Game	335	10/16/66 vs. Denver

RUSHING

MOST RUSHING YARDS

Season	2,960	1972
Game	315	11/11/73 vs. Baltimore
	304	12/3/72 at New England
	302	11/7/71 vs. Buffalo
	301	9/30/73 vs. New England

FEWEST RUSHING YARDS

Season	1,205	1988
Game	7	11/19/06 vs. Minnesota
	14	11/19/90 vs. L.A. Raiders
	*14	1/9/99 at Denver
	*21	1/15/00 at Jacksonville
	23	9/24/67 vs. Kansas City
	23	11/29/87 at Buffalo
	23	12/19/93 vs. Buffalo

MOST RUSHING YARDS ALLOWED

Season	2,506	1988
Game	*341	12/30/95 at Buffalo
	305	12/18/88 at Pittsburgh
	299	9/30/07 vs. Oakland
	280	10/29/89 at Buffalo

FEWEST RUSHING YARDS ALLOWED

Season	1,430	1994
Game	16	9/2/66 vs. Oakland
	18	10/18/92 vs. New England
	21	9/14/03 at N.Y. Jets
	21	11/23/06 at Detroit
	26	10/13/74 at Washington
	26	12/19/99 vs. San Diego

MOST RUSHING YARDS, BOTH TEAMS

Season	4,627	1978
Game	508	11/7/71 vs. Buffalo
	487	12/5/76 vs. Buffalo
	444	9/30/73 vs. New England

FEWEST RUSHING YARDS, BOTH TEAMS

Season	2,629	1982
Game	74	11/23/98 at New England
	79	12/19/99 vs. San Diego
	81	9/22/91 vs. Green Bay
	84	12/24/00 at New England
	89	12/22/97 vs. New England

MOST RUSHING ATTEMPTS

Season	613	1972
--------	-----	------

Game	58	10/5/75 at Green Bay
	56	9/12/82 at N.Y. Jets
	55	11/24/77 at St. Louis
FEWEST RUSHING ATTEMPTS		
Season	326	1967
Game	*8	1/8/95 at San Diego
	**9	1/20/85 vs. San Francisco
	9	9/7/86 at San Diego
	10	9/4/88 at Chicago
	10	12/2/90 at Washington

MOST RUSHING ATTEMPTS, OPPONENT		
Season	557	1988
Game	*59	1/12/86 vs. New England
	54	9/4/88 at Chicago
	**52	1/30/83 vs. Washington
	*52	12/30/95 at Buffalo
	51	Five times, last 1989

FEWEST RUSHING ATTEMPTS, OPPONENT		
Season	293	1982
Game	7	9/4/94 at Green Bay
	10	11/23/06 at Detroit
	11	9/14/03 at N.Y. Jets
	12	10/10/70 at N.Y. Jets
	12	12/7/87 vs. N.Y. Jets
	12	10/28/90 at Indianapolis

HIGHEST RUSHING AVERAGE		
Season	5.00	1971
	4.97	1973

LOWEST RUSHING AVERAGE		
Season	3.13	1997
	3.27	1999

HIGHEST RUSHING AVERAGE, OPPONENT		
Season	4.88	1968

LOWEST RUSHING AVERAGE, OPPONENT		
Season	3.29	2003
	3.51	2006
	3.52	1979

PASSING

MOST NET YARDS PASSING		
Season	5,018	1984
Game	521	10/23/88 vs. N.Y. Jets
	456	9/4/94 vs. New England
	446	9/24/89 vs. N.Y. Jets
	442	10/1/95 at Cincinnati
	*435	1/6/85 vs. Pittsburgh
	435	9/21/86 at N.Y. Jets

FEWEST NET YARDS PASSING		
Season	1,582	1973
Game	22	11/23/69 vs. Houston
	*26	12/30/73 vs. Oakland
	26	9/4/83 at Buffalo

MOST NET YARDS PASSING ALLOWED		
Season	3,655	1996
Game	449	9/21/86 at N.Y. Jets
	427	10/1/67 at N.Y. Jets
	426	10/3/76 vs. Los Angeles
	426	11/27/88 at N.Y. Jets
	418	9/4/94 vs. New England

FEWEST NET YARDS PASSING ALLOWED		
Season	1,290	1973

Game	1	10/21/73 vs. Buffalo
	11	11/5/79 vs. Houston
	13	12/12/82 at New England
	20	11/11/73 vs. Baltimore
	24	10/22/72 vs. Buffalo

MOST NET YARDS PASSING, BOTH TEAMS		
Season	8,336	1986
Game	884	9/21/86 at N.Y. Jets

FEWEST NET YARDS PASSING, BOTH TEAMS		
Season	2,341	1982
	2,872	1973
Game	72	12/12/82 at New England

MOST GROSS YARDS PASSING		
Season	5,146	1984
Game	521	10/23/88 vs. N.Y. Jets
	473	9/4/94 vs. New England
	470	12/2/84 vs. L.A. Raiders
	450	10/1/95 at Cincinnati
	448	9/21/86 at N.Y. Jets

FEWEST GROSS YARDS PASSING		
Season	1,675	1973
Game	*34	12/30/73 vs. Oakland
	46	9/4/83 at Buffalo
	46	12/21/03 at Buffalo

MOST GROSS YARDS PASSING ALLOWED		
Season	3,888	1996
Game	479	9/21/86 at N.Y. Jets
	440	10/1/67 at N.Y. Jets
	436	10/3/76 vs. Los Angeles
	*433	1/2/82 vs. San Diego
	433	11/27/88 at N.Y. Jets

FEWEST GROSS YARDS PASSING ALLOWED		
Season	1,604	1973
Game	13	12/12/82 at New England
	25	11/5/79 vs. Houston
	35	12/9/73 at Baltimore
	45	10/22/72 vs. Buffalo

MOST PASS ATTEMPTS		
Season	645	1986
Game	*66	12/30/95 at Buffalo
	65	12/4/05 vs. Buffalo
	62	10/22/06 vs. Green Bay
	60	10/23/88 vs. N.Y. Jets
	60	11/23/97 at New England

FEWEST PASS ATTEMPTS		
Season	256	1973
Game	*6	12/30/73 vs. Oakland
	**7	1/13/74 vs. Minnesota
	10	11/9/69 at Boston
	10	11/22/73 at Dallas

MOST PASS ATTEMPTS, OPPONENT		
Season	577	1994
Game	59	10/23/00 at N.Y. Jets (OT)
	58	10/4/92 at Buffalo
	56	11/18/84 at San Diego

FEWEST PASS ATTEMPTS, OPPONENT		
Season	320	1973
Game	5	12/12/82 at New England

MOST PASS COMPLETIONS		
Season	392	1986
Game	39	11/16/86 at Buffalo
	38	11/23/97 at New England

35 12/2/84 vs. L.A. Raiders
 35 9/28/86 vs. San Francisco
 35 10/23/88 vs. N.Y. Jets
 35 12/3/95 vs. Atlanta

FEWEST PASS COMPLETIONS

Season 133 1973
 Game 3 10/15/73 at Cleveland
 *3 12/30/73 vs. Oakland

MOST PASS COMPLETIONS, OPPONENT

Season 334 1994
 Game 38 10/9/83 vs. Buffalo
 37 11/18/84 at San Diego

FEWEST PASS COMPLETIONS, OPPONENT

Season 151 1973
 Game 2 11/9/69 at Boston
 2 12/12/82 at New England
 4 11/14/76 at Pittsburgh

INTERCEPTIONS

MOST INTERCEPTIONS

Season 32 1978, 458 yards
 Game 6 12/3/73 vs. Pittsburgh
 6 10/19/75 at N.Y. Jets
 6 9/10/78 at Baltimore
 6 11/21/82 at Buffalo
 6 10/16/83 at N.Y. Jets
 6 12/6/98 at Oakland

FEWEST INTERCEPTIONS

Season 8 2006, 116 yards
 10 1997, 92 yards
 11 1976, 144 yards

MOST INTERCEPTIONS, OPPONENT

Season 32 1966, 370 yards
 Game 6 11/13/66 at Kansas City

FEWEST INTERCEPTIONS, OPPONENT

Season 10 1971, 166 yards

MOST INTERCEPTION RETURN YARDS

Season 522 1966
 Game 218 10/4/92 at Buffalo

FEWEST INTERCEPTION RETURN YARDS

Season 92 1997, 2004

MOST INTERCEPTION RETURN YARDS, OPPONENT

Season 596 1969
 Game 160 11/23/97 at New England
 151 12/2/84 vs. L.A. Raiders
 151 11/18/01 vs. N.Y. Jets

FEWEST INTERCEPTION RETURN YARDS, OPPONENT

Season 96 1982

PENALTIES

MOST PENALTIES

Season 132 2005, 1,055 yards
 115 2000, 920 yards
 112 2004, 852 yards
 Game 18 10/9/05 at Buffalo
 14 10/1/95 at Cincinnati
 14 11/3/96 at New England

MOST YARDS PENALIZED

Season 1,055 2005, on 132
 Game 149 10/12/03 at Jacksonville
 143 10/1/95 at Cincinnati
 138 9/25/05 vs. Carolina
 135 10/3/70 vs. Oakland
 132 10/23/88 vs. N.Y. Jets

FEWEST PENALTIES

Season 48 1968, 485 yards
 Game 0 12/23/67 vs. Houston
 0 12/8/68 vs. Boston
 0 9/29/91 at N.Y. Jets
 *0 1/10/93 vs. San Diego
 0 12/21/98 vs. Denver

FEWEST YARDS PENALIZED

Season 416 1973, on 52
 Game 0 12/23/67 vs. Houston
 0 12/8/68 vs. Boston
 0 9/29/91 at N.Y. Jets
 *0 1/10/93 vs. San Diego
 0 12/21/98 vs. Denver

MOST PENALTIES, OPPONENT

Season 108 1980, 923 yards
 Game 19 12/22/85 vs. Buffalo
 17 10/18/87 at N.Y. Jets
 15 10/11/69 vs. San Diego
 15 10/9/83 vs. Buffalo

MOST YARDS PENALIZED, OPPONENT

Season 923 1980, on 108
 Game 156 9/20/69 at Oakland
 144 11/5/67 at Buffalo
 126 11/15/87 vs. Indianapolis

FEWEST PENALTIES, OPPONENT

Season 59 1967, 691 yards
 Game 1 15 times, last 12/16/07 vs. Baltimore

FEWEST YARDS PENALIZED, OPPONENT

Season 525 1974, on 67
 Game 5 Six times, last 12/16/07 vs. Baltimore

MOST PENALTIES, BOTH TEAMS

Season 237 2005, 1,882 yards
 Game 26 12/22/85 vs. Buffalo
 25 10/9/05 at Buffalo
 23 11/10/85 vs. N.Y. Jets

MOST YARDS PENALIZED, BOTH TEAMS

Season 1,882 2005 on 237
 1,739 1998, on 203
 Game 230 10/3/70 vs. Oakland
 227 11/30/69 vs. Boston (at Tampa)

FEWEST PENALTIES, BOTH TEAMS

Season 112 1967, 1,181 yards
 Game 2 12/23/67 vs. Houston

2 11/11/73 vs. Baltimore
 2 12/12/82 at New England

FEWEST YARDS PENALIZED, BOTH TEAMS

Season 1,032 1973, on 113
 Game 10 11/11/73 vs. Baltimore
 10 12/12/82 at New England
 20 12/8/68 vs. Boston

PUNTING

MOST PUNTS

Season	99	2004
Game	11	12/7/03 at New England

MOST PUNT YARDS

Season	4,107	2004, 41.5 average
Game	483	9/9/66 vs. N.Y. Jets

FEWEST PUNTS

Season	35	1982
Game	0	9/23/79 vs. Chicago
	0	10/12/86 vs. Buffalo
	0	12/12/88 vs. Cleveland
	0	12/28/03 vs. N.Y. Jets

MOST PUNTS, OPPONENT

Season	102	2004
Game	11	11/11/73 vs. Baltimore
	11	12/7/03 at New England

MOST PUNT YARDS OPPONENT

Season	4,177	2004, 41.0 average
Game	475	9/20/98 vs. Pittsburgh

FEWEST PUNTS, OPPONENT

Season	40	1982
Game	0	12/17/67 vs. Boston
	0	9/21/97 at Tampa Bay
	1	15 times, last 12/16/07 vs. Baltimore

MOST PUNTS, BOTH TEAMS

Season	201	2004
Game	22	12/7/03 at New England

FEWEST PUNTS, BOTH TEAMS

Season	75	1982
Game	1	10/12/86 vs. Buffalo
	2	9/23/79 vs. Chicago
	2	12/12/88 vs. Cleveland

HIGHEST PUNTING AVERAGE

Season	46.3	1996, 78 punts
x-Game	58.5	9/28/86 vs. San Francisco

HIGHEST PUNTING AVERAGE, OPPONENT

Season	45.3	1998, 88 punts
x-Game	55.5	9/28/68 vs. Kansas City

x-minimum 4 punts

PUNT RETURNS

MOST PUNT RETURNS

Season	55	1983, 581 yards
Game	7	10/19/69 at Kansas City
	7	9/19/04 at Cincinnati

MOST PUNT RETURN YARDS

Season	581	1983, 55 returns
Game	123	10/19/69 at Kansas City
	123	12/13/93 vs. Pittsburgh

MOST PUNT RETURNS, OPPONENT

Season	49	2006, 367 yards
Game	8	9/9/66 vs. N.Y. Jets

MOST PUNT RETURN YARDS, OPPONENT

Season	424	1999, 42 returns
Game	115	10/12/80 at New England
	110	11/1/70 at Baltimore

KICKOFF RETURNS

MOST KICKOFF RETURNS

Season	78	2007, 1,552 yards
Game	9	9/18/66 at Buffalo
	9	9/7/86 at San Diego
	*9	1/15/00 at Jacksonville
	9	12/2/07 vs. N.Y. Jets

MOST KICKOFF RETURN YARDS

Season	1,713	1999, 72 returns
Game	245	12/5/71 at New England
	229	11/13/66 at Kansas City

MOST KICKOFF RETURNS, OPPONENT

Season	70	1978, 1,459 yards
Game	9	11/24/77 at St. Louis

MOST KICKOFF RETURN YARDS, OPPONENT

Season	1,549	1975, 65 returns
	1,549	1994, 66 returns
Game	251	12/12/94 vs. Kansas City
	207	9/17/67 vs. Denver
	200	11/24/77 at St. Louis

SACKS

MOST SACKS

Season	49	1983, 363 yards
	49	2005, 375 yards
	48	2000, 270 yards
	47	2002, 327 yards
	47	2006, 268 yards
Game	9-59	10/21/73 vs. Buffalo
	8-61	9/20/81 at Houston
	8-57	9/13/98 vs. Buffalo
	8-47	12/6/98 at Oakland
	8-34	11/28/04 at San Francisco
	8-53	11/23/06 at Detroit

FEWEST SACKS

Season	16	1966, 180 yards
--------	----	-----------------

MOST SACKS, OPPONENT

Season	53	1969, 481 yards
	52	1968, 441 yards
	52	2004, 326 yards
Game	9-53	10/17/99 at New England
	8-83	11/16/69 at Buffalo
	8-80	9/20/70 at Boston

FEWEST SACKS, OPPONENT

Season	7	1988, 41 yards
	10	1989, 86 yards
	11	1982, 87 yards
	13	1973, 93 yards
	13	1987, 101 yards

MOST CONSECUTIVE GAMES WITH NO SACKS ALLOWED

19	5th through 16th in 1988 and 1st through 7th in 1989
----	------------------------------------------------------

MOST SACKS, BOTH TEAMS

Season	88	2004, 549 yards
	88	2006, 558 yards

FEWEST SACKS, BOTH TEAMS

Season	31	1988, 208 yards
--------	----	-----------------

FUMBLES

MOST FUMBLES

Season	42	2004
Game	8	12/9/07 at Buffalo
	7	10/6/96 vs. Seattle

MOST FUMBLES LOST

Season	19	2001
Game	5-5	9/25/83 vs. Kansas City
	*6-5	1/15/00 at Jacksonville
	5-4	11/15/70 vs. New Orleans
	*5-4	1/12/86 vs. New England
	4-4	9/7/86 at San Diego
	5-4	10/18/90 vs. New England
	4-4	12/27/98 at Atlanta

FEWEST FUMBLES

Season	12	2000
--------	----	------

MOST FUMBLES, OPPONENT

Season	39	1983
Game	7	11/7/71 vs. Buffalo
	7	9/18/77 at Buffalo
	7	10/23/83 at Baltimore
	7	12/4/94 vs. Buffalo

MOST FUMBLES LOST, OPPONENT

Season	21	1971, 1978
--------	----	------------

TAKEAWAY/GIVEAWAY

BEST RATIO

Season	+23	1978, 53 TAs, 30 GAs
	+18	1972, 46 TAs, 28 GAs
	+17	1983, 44 TAs, 27 GAs
	+15	2000, 41 TAs, 26 GAs
	+12	1996, 36 TAs, 24 GAs

WORST RATIO

Season	-18	1989, 23 TAs, 41 GAs
	-17	2004, 25 TAs, 42 GAs
	-11	1969, 31 TAs, 42 GAs
	-10	1986, 31 TAs, 42 GAs
	-10	2001, 28 TAs, 38 GAs

MOST TAKEAWAYS

Season	53	1978, 21 FRs, 32 INTs
	46	1966, 15 FRs, 31 INTs
	46	1972, 20 FRs, 26 INTs
	45	1980, 17 FRs, 28 INTs
	44	1983, 18 FRs, 26 INTs

FEWEST TAKEAWAYS

Season	21	1991, 9 FRs, 12 INTs
	22	2007, 8 FRs, 14 INTs
	23	1989, 8 FRs, 15 INTs

MOST TAKEAWAYS, OPPONENT

Season	44	1967, 16 FRs, 28 INTs
	42	1966, 10 FRs, 32 INTs
	42	1969, 13 FRs, 29 INTs
	42	1980, 16 FRs, 26 INTs
	42	2004, 16 FRs, 26 INTs

FEWEST TAKEAWAYS, OPPONENT

Season	20	1997, 8 FRs, 12 INTs
	23	1971, 13 FRs, 10 INTs
	23	1976, 8 FRs, 15 INTs
	23	1982, 10 FRs, 13 INTs
	24	1996, 13 FRs, 11 INTs

WARMEST GAMES

DATE	TEAM	W/L	SCORE	TEMPERATURE- CONDITIONS
9/8/96	at Arizona	W	38-10	101°, night and dry
10/9/88	at L.A. Raiders	W	24-14	96°, clear and dry
9/3/95	N.Y. JETS	W	52-14	94°, mostly sunny
10/9/66	at Oakland	L	10-21	93°, sunny
8/19/83	*at Washington	W	38-7	93°, fair and muggy
9/1/96	NEW ENGLAND	W	24-10	93°, mostly sunny
9/17/72	at Kansas City	W	20-10	91°, sunny
9/24/89	N.Y. JETS	L	33-40	91°, partly sunny
9/18/95	PITTSBURGH	W	23-10	91°, partly cloudy
9/28/80	NEW ORLEANS	W	21-16	90°, partly cloudy
9/4/83	at Buffalo	W	12-0	90°, sunny
9/14/86	INDIANAPOLIS	W	30-10	90°, sunny

*Preseason Game

COLDEST GAMES

DATE	TEAM	W/L	SCORE	TEMPERATURE- CONDITIONS
12/11/77	at New England	L	10-14	14°, clear
12/12/82	at New England	L	0-3	22°, snowy
12/8/85	at Green Bay	W	34-24	23°, cloudy
12/18/88	at Pittsburgh	L	24-40	23°, overcast, light snow
12/3/89	at Kansas City	L	21-26	23°, clear
12/27/92	at New England (OT)	W	16-13	23°, clear
12/20/79	**at Pittsburgh	L	14-34	24°, hazy and clearing
12/1/02	at Buffalo	L	21-38	25°, snowy
1/1/06	at New England	W	28-26	25°, cloudy

**Playoff Game

NOTE: Coldest game in Miami was 12/24/89 vs. Kansas City (27-24 win by Chiefs): 40° and clear.

ALL-TIME LEADERS

(**Boldface** indicates active player)

RUSHING

PLAYER	YEARS	NO.	YDS.	AVG.	LG	TD
1. Larry Csonka	1968-74, 1979	1506	6737	4.5	54t	53
2. Ricky Williams	2002-03, 2005, 2007	949	3983	4.2	63t	31
3. Mercury Morris	1969-75	754	3877	5.1	70t	29
4. Jim Kiick	1968-74	997	3644	3.7	56	28
5. Tony Nathan	1979-87	732	3543	4.8	46	16
6. Karim Abdul-Jabbar	1996-99	888	3063	3.4	45	33
7. Mark Higgs	1990-94	702	2648	3.8	31	14
8. Delvin Williams	1978-80	643	2632	4.1	65	13
9. Ronnie Brown	2005-07	567	2517	4.4	65t	13
10. Andra Franklin	1981-84	622	2232	3.6	29	22
10. Benny Malone	1974-78	503	2129	4.2	66t	16
11. Lamar Smith	2000-01	622	2107	3.4	68t	20
12. Bernie Parmalee	1992-98	513	1959	3.8	47t	15
13. Lorenzo Hampton	1985-89	500	1949	3.9	54t	22
15. Sammie Smith	1989-91	509	1787	3.5	33	15
16. Woody Bennett	1980-88	424	1761	4.2	27	10
17. Don Nottingham	1973-77	365	1524	4.2	56	25
18. Norm Bulaich	1975-79	340	1498	4.4	63	17
19. Gary Davis	1976-79	318	1389	4.4	65t	7
20. Troy Stradford	1987-90	343	1332	3.9	51	10
21. Travis Minor	2001-06	277	1133	4.1	56t	8
22. Ron Davenport	1985-89	274	1127	4.1	64	13
23. Terry Kirby	1993-95	287	1037	3.6	38	9
24. Bob Griese	1967-80	261	994	3.8	35	7
25. Sammy Morris	2004-06	240	981	4.1	55	8
26. Irving Spikes	1994-97	252	934	3.7	49	8
27. Leroy Harris	1977-78	214	929	4.3	77t	6
28. Jay Fiedler	2000-04	201	834	4.1	30	11
29. David Woodley	1980-83	173	771	4.5	29	9
30. J.J. Johnson	1999-01	219	748	3.4	34	5
31. Joe Carter	1984-86	118	589	5.0	35	1
32. Stan Mitchell	1966-70	173	548	3.1	30	4
33. Joe Auer	1966-67	165	544	3.3	41	5
34. Marc Logan	1989-91	140	523	3.7	17	2
35. Jesse Chatman	2005, 2007	128	515	4.0	30	1
36. John Avery	1998-99	143	503	3.5	44	2
37. Bobby Humphrey	1992	102	471	4.6	21	1

	PLAYER	YEARS	NO.	YDS.	AVG.	LG	TD
38.	Hubert Ginn	1970-75	101	415	4.1	46	3
39.	Cecil Collins	1999	131	414	3.2	25t	2
40.	David Overstreet	1983	85	392	4.6	44	1
41.	Keith Byars	1993-96	98	377	3.8	77t	6
42.	Chris Chambers	2001-07	41	355	8.7	61	0
43.	Sam Price	1966-68	82	313	3.8	38	1
44.	Abner Haynes	1967	56	274	4.9	65t	2
45.	Cookie Gilchrist	1966	72	262	3.6	22	0
46.	Terry Robiskie	1980-81	78	250	3.2	36	2
47.	Nat Moore	1974-86	40	248	6.2	36	1
48.	Steve Howell	1979-81	68	235	3.4	23	1
49.	Billy Joe	1966	71	232	3.3	14	0
50.	Charles Leigh	1971-73	48	228	4.8	34t	1
51.	Tom Vigorito	1981-85	54	215	4.0	30t	2
	Stan Winfrey	1975-77	55	215	3.9	13	1
53.	Stanley Pritchett	1996-99	63	211	3.3	25	2
54.	Eddie Hill	1981-84	52	209	4.0	24	1
55.	Autry Denson	1999-00	59	206	3.5	20	0
56.	Ronald Scott	1987	47	199	4.2	24	3
57.	Jack Harper	1967-68	41	197	4.8	37	1
58.	Freddie Solomon	1975-77	14	190	13.6	59t	1
59.	Jerris McPhail	1996-97	23	174	7.6	71t	1
60.	James McKnight	2001-03	15	172	11.5	68t	1
61.	Paul Warfield	1970-74	16	166	10.4	39	0
62.	Larry Seiple	1967-77	16	159	9.9	34	0
	Pete Johnson	1984	68	159	2.3	9	9
64.	Jim Jensen	1981-92	26	142	5.5	23	0
65.	Leonard Henry	2002-04	46	141	3.1	53	0
66.	George Wilson	1966	27	137	5.1	37	0
67.	Thurman Thomas	2000	28	136	4.9	25	0
68.	Rick Casares	1966	43	135	3.1	10	0
69.	Ray Lucas	2001-02	44	132	3.0	17	3
70.	Tony Paige	1990-92	49	131	2.7	11	3
71.	Lorenzo Booker	2007	28	125	4.5	22	0
72.	Damon Huard	1997-00	28	124	4.4	25	0
73.	Earl Morrall	1972-76	23	120	5.2	31t	1
74.	Rob Konrad	1999-04	38	114	3.0	18t	1
75.	Aaron Craver	1991-94	29	110	3.8	19	1
	Cleo Lemon	2005-07	34	109	3.2	11	4
77.	Gene Milton	1968-69	9	108	12.0	34	0
	Mark Clayton	1983-92	14	108	7.7	30	0
79.	Robert Edwards	2002	20	107	5.4	19	1
	Samkon Gado	2007	35	104	3.0	20t	3
81.	Scott Secules	1989-91	16	103	6.4	17	1
82.	Scott Mitchell	1990-93	29	99	3.4	32	0
83.	Kyle Mackey	1987	17	98	5.8	17	2
84.	Dan Marino	1983-99	301	87	0.3	15	9
85.	George Chesser	1966-67	18	77	4.3	19	0
86.	Frank Jackson	1966-67	3	70	23.3	48	0
87.	Larry Izzo	1996-00	2	65	32.5	39	0
88.	Lamar Gordon	2004	35	64	1.8	11	0
89.	Bob Torrey	1979	13	61	4.7	17	1
	Gus Frerotte	2005	27	61	2.3	14	0
91.	Clarence Bailey	1987	10	55	5.5	13	0
92.	Brock Forsey	2004	19	53	2.8	15	0
93.	O.J. McDuffie	1993-01	15	49	3.3	12	0
94.	Jim Braxton	1978	20	48	2.4	15	2
95.	Nick Giaquinto	1980-81	8	47	5.9	20	0
	Patrick Cobbs	2006-07	15	47	3.1	12	1
97.	Mark Konecny	1987	6	46	7.7	19	0
98.	John Tagliaferri	1987	13	45	3.5	7	1
99.	Lawrence Phillips	1997	18	44	2.4	8	0
100.	Bernie Kosar	1994-96	9	42	4.7	17	1
101.	Rickey Isom	1987	9	41	4.6	8	1
	Rick Norton	1966-69	19	41	2.2	13	0
103.	James Saxon	1992-94	17	36	2.1	9	0

	PLAYER	YEARS	NO.	YDS.	AVG.	LG	TD
104.	Duriel Harris	1976-83, 1985	3	33	11.0	20	0
	Matt Turk	2000-01, 2003-04	4	33	8.3	23	0
106.	Trent Green	2007	7	32	4.6	23	0
107.	Rich Diana	1982	8	31	3.9	7	0
108.	Tom Brown	1987-89	16	29	1.8	6	0
109.	Lee Suggs	2006	6	26	4.3	7	0
110.	John Stofa	1966-67, 1969-70	7	24	3.4	14	1
	Craig Erickson	1996-98	15	24	1.6	12	0
	Joey Harrington	2006	19	24	1.3	7	0
113.	Marty Booker	2004-07	6	23	3.8	18	0
114.	Dedric Ward	2001-02	2	21	10.5	16	0
	Joe Cribbs	1988	5	21	4.2	11	0
116.	Daunte Culpepper	2006	10	20	2.0	7	1
	Don Strock	1974-87	51	20	0.4	18	2
118.	Brian Griese	2003	5	15	3.0	9	0
119.	Garrett Limbrick	1990	5	14	2.8	5	0
120.	Tom Orosz	1981-82	1	13	13.0	13	0
	Gary Tucker	1968	4	13	3.3	7	0
	A.J. Feeley	2004-05	14	13	0.7	7t	1
123.	Marlin Briscoe	1972-74	3	12	4.0	17	0
	Charles Jordan	1996-98	3	12	4.0	16	0
	Ron Moore	1998	4	12	3.0	4	0
	John Beck	2007	9	12	1.3	8	1
127.	Terry Anderson	1977-78	1	11	11.0	11	0
	Terry Cole	1971	3	11	3.7	4	0
	Cleveland Gary	1994	7	11	1.6	4	0
130.	Nuu Faaola	1989	2	10	5.0	5	0
	Pete Roth	1987	3	10	3.3	9	0
132.	Vick King	2004	4	9	2.3	3	0
133.	Randy McMichael	2002-06	1	8	8.0	8	0
134.	Jimmy Hines	1969	1	7	7.0	7	0
	Hendrick Lusk	1998	1	7	7.0	7	0
	John Kidd	1994-97	2	7	3.5	4	0
137.	Todd Doxzon	1998	2	6	3.0	3	0
	Craig Ellis	1986	3	6	2.0	2	0
	Tony Martin	1989-93, 1999-00	4	6	1.5	8	0
	Dick Wood	1966	5	6	1.2	7	1
141.	Don Testerman	1980	1	5	5.0	5	0
	Wes Welker	2004-06	1	5	5.0	5	0
	Robert Wilson	1994-96	2	5	2.5	5	0
	Reagan Maule	2007	4	5	1.3	3	0
	Sage Rosenfels	2002-05	9	5	0.6	12	0
146.	Nate Jacquet	1998-99	1	4	4.0	4	0
147.	Fred Banks	1987-93	1	3	3.0	3	0
	Roosevelt Potts	1997	1	3	3.0	3	0
	Ted Ginn, Jr.	2007	4	3	0.8	7	0
	Leslie Shepherd	2000	4	3	0.8	14	0
151.	Bruce Hardy	1978-89	1	2	2.0	2	0
	Ray Nealy	1997	1	2	2.0	2	0
153.	Jim Del Gaizo	1972, 1975	1	0	0.0	0	0
	Heath Evans	2005	1	0	0.0	0	0
	Kim Hammond	1968	1	0	0.0	0	0
	Clayton Heath	1976	1	0	0.0	0	0
	Donnie Jones	2005-06	2	0	0.0	0	0
	Barry Pryor	1969-70	2	0	0.0	0	0
159.	Doug Pederson	1993	2	-1	-0.5	0	0
160.	Bert Emanuel	2000	3	-2	-0.7	0	0
	Scott Zolak	1999	2	-2	-1.0	-1	0
	Obafemi Ayanbadejo	2003	1	-2	-2.0	-2	0
	Guy Benjamin	1978-79	1	-2	-2.0	-2	0
	Mike Michel	1977	1	-2	-2.0	-2	0
	Doug Moreau	1966-69	1	-2	-2.0	-2	0
166.	Jack Clancy	1967-69	3	-4	-1.3	2	0
	Irving Fryar	1993-95	3	-4	-1.3	2	0
	Steve DeBerg	1993	4	-4	-1.0	-1	0
169.	Olindo Mare	1997-06	1	-5	-5.0	-5	0

	PLAYER	YEARS	NO.	YDS.	AVG.	LG	TD
170.	George Roberts	1978-80	1	-7	-7.0	-7	0
171.	Reggie Roby	1983-92	5	-8	-1.6	0	0
172.	George Mira	1971	6	-9	-1.5	0	0
173.	Mark Duper	1982-92	1	-10	-10.0	-10	0
174.	Ferrell Edmunds	1988-92	2	-11	-5.5	-4	0
175.	Karl Noonan	1966-71	2	-20	-10.0	-9	0

PASSING

	PLAYER	YEARS	ATT.	COMP.	YDS.	PCT.	TD	INT	RATE
1.	Dan Marino	1983-99	8358	4967	61361	59.4	420	252	86.4
2.	Bob Griese	1967-80	3429	1926	25092	56.2	192	172	77.1
3.	Jay Fiedler	2000-04	1603	936	11040	58.4	66	63	76.8
4.	David Woodley	1980-83	961	508	5928	52.9	34	42	65.4
5.	Don Strock	1974-87	688	388	4613	56.4	39	37	73.5
6.	Gus Frerotte	2005	494	257	2996	52.0	18	13	71.9
7.	Earl Morrall	1972-76	284	153	2335	53.9	17	17	76.2
8.	Joey Harrington	2006	388	223	2236	57.5	12	15	68.2
9.	Cleo Lemon	2005-07	377	211	2185	56.0	8	7	72.2
10.	A.J. Feeley	2004-05	356	191	1893	53.7	11	15	61.7
11.	Scott Mitchell	1990-93	241	135	1805	56.0	12	9	81.0
12.	Rick Norton	1966-69	377	156	1751	41.4	6	30	28.1
13.	Damon Huard	1997-00	288	170	1691	59.0	9	8	74.6
14.	Steve DeBerg	1993	188	113	1521	60.1	6	7	81.0
15.	Ray Lucas	2001-02	163	94	1090	57.7	4	6	70.8
16.	Dick Wood	1966	230	83	989	36.1	4	14	30.5
17.	Bernie Kosar	1994-96	152	105	987	69.1	5	6	74.7
	Trent Green	2007	141	85	987	60.3	5	7	72.6
19.	Craig Erickson	1996-98	127	68	945	53.5	4	3	78.4
20.	Daunte Culpepper	2006	134	81	929	60.4	2	3	77.0
21.	John Stofa	1966-67, 1969-70	135	61	862	45.2	7	6	65.1
22.	Brian Griese	2003	130	74	813	56.9	5	6	69.2
23.	Sage Rosenfels	2002-05	109	54	776	49.5	6	6	68.4
24.	George Wilson, Jr.	1966	112	46	764	41.1	5	10	42.4
25.	Kyle Mackey	1987	109	57	604	52.3	3	5	58.8
26.	John Beck	2007	107	60	559	56.1	1	3	62.0
27.	Scott Secules	1989-92	70	33	393	47.1	2	5	68.3
28.	Jim Del Gaizo	1972, 1975	9	5	165	55.6	2	1	100.5
29.	George Mira	1971	30	11	159	36.7	1	1	51.9
30.	Ron Jaworski	1987-88	14	9	123	64.3	1	0	116.1
31.	Guy Benjamin	1978-79	12	9	119	75.0	1	1	99.0
32.	Kim Hammond	1968	26	13	116	50.0	0	2	30.3
33.	Jim Jensen	1981-92	7	4	102	57.1	2	0	141.4
34.	Marlin Briscoe	1972-74	3	3	72	100.0	0	0	118.8
35.	Larry Seiple	1967-77	3	3	69	100.0	0	0	118.8
36.	Tony Nathan	1979-87	8	4	61	50.0	1	0	115.1
37.	Marty Booker	2004-07	3	1	48	33.3	0	0	81.9\
	Mark Clayton	1983-92	2	1	48	50.0	1	0	135.4
39.	Doug Pederson	1993	8	4	41	50.0	0	0	65.1
40.	Terry Kirby	1993-95	1	1	31	100.0	1	0	158.3
41.	Jim Kiick	1968-74	2	1	25	50.0	0	0	95.8
42.	Jack Clancy	1967-69	1	1	17	100.0	0	0	118.8
43.	Eddie Hill	1981-84	1	1	14	100.0	0	0	118.8
44.	Keith Byars	1993-96	2	1	11	50.0	1	0	106.3
	Archie Roberts	1967	10	5	11	50.0	0	1	52.3
46.	Scott Stankavage	1987	7	4	8	57.1	0	1	22.6
47.	Troy Stradford	1987-90	2	1	6	50.0	0	0	56.3
48.	Bruce Hardy	1978-89	1	0	0	0.0	0	0	39.6
	Booth Lusteg	1967	1	0	0	0.0	0	0	39.6
	Tony Martin	1989-93, 1999-00	1	0	0	0.0	0	0	39.6
	Dan McGwire	1995	1	0	0	0.0	0	0	39.6
	Nat Moore	1978-89	1	0	0	0.0	0	0	39.6
	Lamar Smith	2000-01	1	0	0	0.0	0	0	39.6
	Freddie Solomon	1975-77	1	0	0	0.0	0	0	39.6

PLAYER	YEARS	ATT.	COMP.	YDS.	PCT.	TD	INT	RATE
Ronnie Brown	2005-07	1	0	0	0.0	0	0	39.6
Delvin Williams	1978-80	3	0	0	0.0	0	0	39.6
Scott Zolak	1999	4	0	0	0.0	0	0	39.6

RECEIVING

PLAYER	YEARS	NO.	YDS.	AVG.	LG	TD
1. Mark Clayton	1983-92	550	8643	15.7	78t	81
2. Mark Duper	1982-92	511	8869	17.4	85t	59
3. Nat Moore	1974-86	510	7547	14.8	79t	74
4. O.J. McDuffie	1993-01	415	5074	12.2	61t	29
5. Chris Chambers	2001-07	405	5688	14.0	77t	43
6. Tony Nathan	1979-87	383	3592	9.4	73	16
7. Randy McMichael	2002-06	283	3096	10.9	46	18
8. Duriel Harris	1976-83, 1985	269	4534	16.9	64t	18
9. Bruce Hardy	1978-89	256	2455	9.6	31	25
10. Jim Jensen	1981-92	229	2171	9.5	31	19
11. Oronde Gadsden	1998-03	227	3252	14.3	62	22
12. Jim Kiick	1968-74	221	2210	10.0	53t	3
13. Howard Twilley	1966-76	212	3064	14.5	44	23
14. Tony Martin	1989-93, 1999-00	202	3152	15.6	80t	14
15. Irving Fryar	1993-95	199	3190	16.0	67t	20
16. Marty Booker	2004-07	194	2627	13.5	60t	11
17. Keith Byars	1993-96	166	1433	8.6	34	10
18. Troy Stradford	1987-90	159	1373	8.6	36	2
19. Paul Warfield	1970-74	156	3355	21.5	86t	33
20. Terry Kirby	1993-95	155	1646	10.6	47	6
21. Keith Jackson	1992-94	146	1880	12.9	57t	18
	Bernie Parmalee	144	1306	9.1	35	3
23. Tony Paige	1990-92	140	1115	8.0	30	6
24. Karl Noonan	1966-71	136	1808	13.2	51t	17
25. Troy Drayton	1996-99	127	1511	11.9	51	8
26. Lorenzo Hampton	1985-89	123	954	7.8	39t	6
27. Jim Mandich	1970-77	121	1406	11.6	44	23
28. Ferrell Edmunds	1988-92	117	1612	13.8	80t	10
29. Ricky Williams	2002-03, 2005, 2007	114	807	7.1	59	2
30. Joe Rose	1980-85	112	1493	13.3	50	13
31. Rob Konrad	1999-04	111	854	7.7	25	6
32. Norm Bulaich	1975-79	109	751	6.9	59t	6
33. James McKnight	2001-03	107	1497	14.0	80t	7
34. Ronnie Brown	2005-07	104	897	8.6	43	2
35. Fred Banks	1987-93	99	1555	15.7	61	8
36. Stanley Pritchett	1996-99	98	798	8.1	74t	6
37. Wes Welker	2004-06	96	1121	11.7	47	1
38. Dan Johnson	1983-87	94	1012	10.8	61t	16
39. Jimmy Cefalo	1978-84	93	1739	18.7	69t	13
	Ron Davenport	93	801	8.6	29	4
41. Larry Csonka	1968-74, 1979	91	688	7.6	65	4
42. Mark Ingram	1993-94	88	1213	13.8	77t	12
	Jack Clancy	88	1157	13.1	50	3
44. Lamar Thomas	1996-00	81	1171	14.5	56t	8
45. Karim Abdul-Jabbar	1996-99	77	527	6.8	36t	1
46. Gary Davis	1976-79	74	592	8.0	34	1
47. Doug Moreau	1966-69	73	926	12.7	43	6
48. Larry Seiple	1967-77	72	935	13.0	41t	7
49. Delvin Williams	1978-80	70	574	8.2	42	1
50. Andre Tillman	1975-78	66	757	11.5	37t	6
51. Freddie Solomon	1975-77	61	973	16.0	58t	5
	Lamar Smith	61	435	7.1	65t	4
53. Tom Vigorito	1981-85	59	439	7.4	31t	2
54. James Pruitt	1986-88, 1990-91	58	942	16.2	37	8
55. Marlin Briscoe	1972-74	57	858	15.1	53	7
56. Jerris McPhail	1996-97	54	544	10.1	52	1
	Bobby Humphrey	54	507	9.4	26	1
58. Fred Barnett	1996-97	53	728	13.7	66	4
59. Sammy Morris	2004-06	51	340	6.7	44	0

	PLAYER	YEARS	NO.	YDS.	AVG.	LG	TD
60.	Derek Hagan	2006-07	50	594	11.9	24	3
61.	Travis Minor	2001-06	50	353	7.1	29	1
62.	Derrius Thompson	2003-04	49	718	14.7	36	4
63.	Marv Fleming	1970-74	48	523	10.9	36	4
64.	Mercury Morris	1969-75	46	491	10.7	50	1
65.	Justin Peelle	2006-07	45	344	7.6	35	3
66.	Eric Green	1995	43	499	11.6	31t	3
67.	Stan Mitchell	1966-70	42	533	12.6	48	5
68.	Joe Auer	1966-67	40	481	12.0	68t	6
	Dedric Ward	2001-02	40	381	9.5	22	0
70.	Ed Perry	1997-04	39	308	7.9	46	2
	Woody Bennett	1980-89	39	295	7.6	27	3
72.	Gary Clark	1995	37	525	14.2	42t	2
	Mark Higgs	1990-94	37	294	7.9	21	0
74.	Charles Jordan	1996-98	36	640	17.8	44t	3
75.	Leslie Shepherd	2000	35	446	12.7	46t	4
76.	Jed Weaver	2000-02	34	469	13.8	41	5
	Ted Ginn, Jr.	2007	34	420	12.4	54	2
	David Martin	2007	34	303	8.9	28	2
79.	Randal Hill	1991, 1995-96	33	669	20.3	61	4
80.	Sammie Smith	1989-91	32	310	9.7	53t	1
	Aaron Craver	1991-94	32	304	9.5	28	0
	Leroy Harris	1977-78	32	240	7.5	57	0
	James Saxon	1992-94	32	192	6.0	25	0
84.	Nick Giaquinto	1980-81	31	230	7.4	25	2
85.	Greg Baty	1990-94	30	377	12.6	32	4
86.	J.J. Johnson	1999-01	29	182	6.3	17	0
87.	Lorenzo Booker	2007	28	237	8.5	22	0
88.	Andre Brown	1989-90	27	459	17.0	48t	5
	Dave Kocourek	1966	27	320	11.9	43	2
	Jesse Chatman	2005, 2007	27	161	6.0	22	0
91.	Bo Roberson	1966	26	519	20.0	80t	2
92.	Frank Jackson	1966-67	25	439	17.6	48	3
	Don Nottingham	1973-77	25	213	8.5	29	0
	Ronnie Lee	1979-82, 1984-89	25	167	6.7	41	3
95.	Irving Spikes	1994-97	24	185	7.7	24	2
96.	Gene Milton	1968-69	21	322	15.3	49	1
	Mike Williams	1992-95	21	292	13.9	29	0
	Scott Miller	1991-96	21	274	13.0	27	1
99.	Bryan Gilmore	2004-05	20	311	15.6	44t	2
	Donald Lee	2003-04	20	220	11.0	25	2
101.	Scott Schwedes	1987-90	19	370	19.5	65t	2
	Brett Perriman	1997	19	309	16.3	26	1
103.	Otto Stowe	1971-72	18	344	19.1	49	3
	Yatil Green	1997-99	18	234	13.0	27	0
	Autry Denson	1999-00	18	133	7.4	28	0
	Robert Edwards	2002	18	126	7.0	14	1
	Hunter Goodwin	1999-01	18	118	6.6	14	1
	Eddie Hill	1981-84	18	106	5.9	16	1
109.	Benny Malone	1974-78	17	234	13.8	43	0
110.	Billy Joe	1966	16	317	19.8	67	2
	Thurman Thomas	2000	16	117	7.3	15	1
	Abner Haynes	1967	16	100	6.3	22	0
113.	Tom Brown	1987-89	14	123	8.8	23	0
114.	Cookie Gilchrist	1966	13	116	8.9	22	1
	Lamar Gordon	2004	13	74	5.7	25	0
	Terry Robiskie	1980-81	13	60	4.6	15	0
117.	John Tagliaferri	1987	12	117	9.8	27	0
	Marc Logan	1989-91	12	88	7.3	12	0
	Obafemi Ayanbadejo	2003	12	53	4.4	12	0
120.	Jack Harper	1967-68	11	212	19.3	40	3
	John Roderick	1966	11	156	14.2	64	1
	Jim Cox	1968	11	147	13.4	30	0
	Joe Carter	1984-86	11	66	6.0	15	0
124.	Preston Carpenter	1966	10	127	12.7	42	0
	Sam Price	1966-68	10	70	7.0	27	1

	PLAYER	YEARS	NO.	YDS.	AVG.	LG	TD
	John Avery	1998-99	10	67	6.7	19t	1
127.	Nate Jacquet	1998-99	9	140	15.6	29	0
	Leland Douglas	1987	9	92	10.2	17	1
	Hubert Ginn	1970-75	9	49	5.4	23	0
130.	Greg Camarillo	2007	8	160	20.0	64t	2
	Jeff Ogden	2000-01	8	97	12.1	18	1
	Cris Carter	2002	8	66	8.3	15	1
	Lawrence Sampleton	1987	8	64	8.0	19	0
	Steve Howell	1979-81	8	61	7.6	13	0
	David Overstreet	1983	8	55	6.9	20	2
	Lorenzo Diamond	2005	8	54	6.8	18	0
	Rick Casares	1966	8	45	5.6	20	1
138.	Bert Emanuel	2000	7	132	18.9	53t	1
	Eddie Chavis	1987	7	108	15.4	27	0
	Loaird McCreary	1976-78	7	88	12.6	30	3
	Brian Manning	1997	7	85	12.1	21	0
	Bill Cronin	1966	7	83	11.9	21	1
	Willie Richardson	1970	7	67	9.6	27	1
144.	Vince Heflin	1982-85	6	98	16.3	46t	1
	Stan Winfrey	1975-77	6	55	9.2	16	1
	David Lewis	1987	6	53	8.8	22	1
	Cecil Collins	1999	6	32	5.3	12	0
	Andra Franklin	1981-84	6	15	2.5	6	1
149.	Damon Reilly	1987	5	70	14.0	20	0
	Ronnie Williams	1993-95	5	54	10.8	17	0
151.	Mel Baker	1974	4	121	30.0	46t	2
	Elmer Bailey	1980-81	4	105	26.3	39	0
	David Boston	2004-05	4	80	20.0	54	0
	Brett Carolan	1996	4	48	12.0	21	1
	Jim Braxton	1978	4	47	11.8	19	0
	Samkon Gado	2007	4	47	11.8	35	0
	Tom Boutwell	1969	4	29	7.3	12	0
	Garrett Limbrick	1990	4	23	5.8	9	0
	Heath Evans	2005	4	17	4.3	5	0
	Jamar Martin	2004	4	15	3.8	7	0
	Charles Leigh	1971-73	4	9	2.3	7	0
162.	Robert Clark	1992	3	59	19.7	45	0
	Gene Mingo	1966-67	3	40	13.3	9	0
	Bill Darnall	1968-69	3	38	12.7	13	0
	Roosevelt Potts	1997	3	27	9.0	13	0
	Darian Barnes	2005-06	3	22	7.3	13	0
	Leonard Henry	2002-04	3	12	4.0	7	0
	Robert Wilson	1994-96	3	8	2.7	3t	1
169.	Kendall Newson	2003-05	2	55	27.5	37	0
	Ron Sellers	1973	2	54	27.0	42	0
	Mike Caterbone	1987	2	46	23.0	30	0
	Desmond Clark	2002	2	42	21.0	26	0
	Jim Mertens	1969	2	26	13.0	15	0
	Jimmy Hines	1969	2	23	11.5	22	0
	Rich Diana	1982	2	21	10.5	13	0
	David Woodley	1980-83	2	21	10.5	15t	1
	Patrick Cobbs	2006-07	2	20	10.0	11	0
	Cleveland Gary	1994	2	19	9.5	11	0
	Kevin McKenzie	1999	2	18	9.0	13	0
	Charles Henry	1991	2	17	8.5	9	0
	Brian Kinchen	1988-90	2	15	7.5	12	0
	Deon Dyer	2000-02	2	14	7.0	13	0
	Cliff Russell	2005-06	2	14	7.0	9	0
	Willie Smith	1987	2	13	6.5	8	1
	Ronald Scott	1987	2	7	3.5	5	0
	Reagan Maui	2007	2	5	2.5	5	0
	Bob Torrey	1979	2	3	1.5	8	0
	Barry Pryor	1969-70	2	-3	-1.5	0	0
189.	Bo Rather	1973, 1978	1	39	39.0	39	0
	Wes Matthews	1966	1	20	20.0	20	0
	Tom Beier	1967, 1969	1	19	19.0	19	0

	PLAYER	YEARS	NO.	YDS.	AVG.	LG	TD
	Robert Baker	1999-02	1	17	17.0	17	0
	Mike Holmes	1976	1	11	11.0	11	0
	Ricky Isom	1987	1	11	11.0	11	0
	Keith Sims	1990-97	1	9	9.0	9	0
	Dick Anderson	1968-77	1	8	8.0	8	0
	Ronald Bellamy	2004	1	8	8.0	8	0
	Nuu Faaola	1989	1	8	8.0	8	0
	Vick King	2004	1	8	8.0	8	0
	Vern Den Herder	1971-81	1	7	7.0	7t	1
	Aaron Halterman	2007	1	7	7.0	7	0
	Lawrence Phillips	1997	1	6	6.0	6	0
	George Farmer	1987	1	5	5.0	5	0
	George Chesser	1966-67	1	4	4.0	4	0
	Dewayne Dotson	1994-95, 1997	1	4	4.0	4	0
	Doug Easlick	2004	1	4	4.0	4	0
	Alex Holmes	2005	1	2	2.0	2	0
	Frank Wainright	1995-98	1	2	2.0	2t	1
	Will Heller	2005	1	1	1.0	1t	1
	Ron Moore	1998	1	1	1.0	1	0
	Damon Huard	1997-00	1	0	0.0	0	0
	Dan Marino	1983-99	1	-6	-6.0	-6	0
213.	Lee Suggs	2006	0	13	—	13	0
	Rex Hadnot	2004-07	0	-2	—	-2	0

SCORING

	PLAYER	YEARS	TD	TDR	TDP	TDRT	FG	PAT	PTS.
1.	Olindo Mare	1997-06	0	0	0	0	245	313	1048
2.	Garo Yepremian	1970-78	0	0	0	0	165	335	830
3.	Pete Stoyanovich	1989-95	0	0	0	0	176	246	774
4.	Uwe von Schamann	1979-84	0	0	0	0	101	237	540
5.	Mark Clayton	1983-92	82	0	81	1	0	0	492
6.	Nat Moore	1974-86	75	1	74	0	0	0	450
7.	Mark Duper	1982-92	59	0	59	0	0	0	354
8.	Larry Csonka	1968-74, 1979	57	53	4	0	0	0	342
9.	Fuad Reveiz	1985-88	0	0	0	0	53	161	320
10.	Chris Chambers	2001-07	43	0	43	0	0	0	260#
11.	Karim Abdul-Jabbar	1996-99	34	33	1	0	0	0	204
12.	Mercury Morris	1969-75	33	29	1	3	0	0	198
	Tony Nathan	1979-87	33	16	16	1	0	0	198
	Paul Warfield	1970-74	33	0	33	0	0	0	198
	Ricky Williams	2002-03, 2005	33	31	2	0	0	0	198
16.	O.J. McDuffie	1993-01	32	0	29	3	0	0	194#
17.	Jim Kiick	1968-74	31	28	3	0	0	0	186
18.	Lorenzo Hampton	1985-89	28	22	6	0	0	0	168
19.	Bruce Hardy	1978-89	25	0	25	0	0	0	150
	Don Nottingham	1973-77	25	25	0	0	0	0	150
21.	Lamar Smith	2000-01	24	20	4	0	0	0	144
22.	Norm Bulaich	1975-79	23	17	6	0	0	0	138
	Andra Franklin	1981-84	23	22	1	0	0	0	138
	Jim Mandich	1970-77	23	0	23	0	0	0	138
	Howard Twilley	1966-76	23	0	23	0	0	0	138
26.	Oronde Gadsden	1998-03	22	0	22	0	0	0	132
27.	Irving Fryar	1993-95	20	0	20	0	0	0	124##
28.	Randy McMichael	2002-06	19	0	18	1	0	0	116#
29.	Jim Jensen	1981-92	19	0	19	0	0	0	114
30.	Keith Jackson	1992-94	18	0	18	0	0	0	110#
	Bernie Parmalee	1992-98	18	15	3	0	0	0	110#
32.	Duriel Harris	1976-83, 1985	18	0	18	0	0	0	108
33.	Ron Davenport	1985-89	17	13	4	0	0	0	102
	Karl Noonan	1966-71	17	0	17	0	0	0	102
35.	Keith Byars	1993-96	16	6	10	0	0	0	96
	Dan Johnson	1983-87	16	0	16	0	0	0	96
	Benny Malone	1974-78	16	16	0	0	0	0	96
	Sammie Smith	1989-91	16	15	1	0	0	0	96
39.	Terry Kirby	1993-95	15	9	6	0	0	0	92#

	PLAYER	YEARS	TD	TDR	TDP	TDRT	FG	PAT	PTS.
40.	Ronnie Brown	2005-07	15	13	2	0	0	0	92#
41.	Mark Higgs	1990-94	15	14	0	1	0	0	90
42.	Jay Feely	2007	0	0	0	0	21	26	89
	Joe Nedney	1996-97	0	0	0	0	18	35	89
44.	Tony Martin	1989-93, 1999-00	14	0	14	0	0	0	84
	Delvin Williams	1978-80	14	13	1	0	0	0	84
46.	Woody Bennett	1980-88	13	10	3	0	0	0	78
	Jimmy Cefalo	1978-84	13	0	13	0	0	0	78
	Joe Rose	1980-85	13	0	13	0	0	0	78
49.	Joe Auer	1966-67	12	5	6	1	0	0	72
	Mark Ingram	1993-94	12	0	12	0	0	0	72
	Troy Stradford	1987-90	12	10	2	0	0	0	72
52.	Marty Booker	2004-07	11	0	11	0	0	0	70##
53.	Karl Kremser	1969-70	0	0	0	0	13	28	67
54.	Jay Fiedler	2000-04	11	11	0	0	0	0	66
55.	Gene Mingo	1966-67	0	0	0	0	11	32	65
	Ferrell Edmunds	1988-92	10	0	10	0	0	0	60
	Travis Minor	2001-06	10	8	1	1	0	0	60
	Irving Spikes	1994-97	10	8	2	0	0	0	60
	David Woodley	1980-83	10	9	1	0	0	0	60
60.	Pete Johnson	1984	9	9	0	0	0	0	54
	Dan Marino	1983-99	9	9	0	0	0	0	54
	Stan Mitchell	1966-70	9	4	5	0	0	0	54
	Tony Paige	1990-92	9	3	6	0	0	0	54
	James Pruitt	1986-88, 1990-91	9	0	8	1	0	0	54
	Freddie Solomon	1975-77	9	1	5	3	0	0	54
66.	Jason Taylor	1997-07	8	0	0	8	0	0	52**
67.	Jimmy Keyes	1968-69	0	0	0	0	7	30	51
68.	Troy Drayton	1996-99	8	0	8	0	0	0	50#
	James McKnight	2001-03	8	1	7	0	0	0	50#
70.	Fred Banks	1987-93	8	0	8	0	0	0	48
	Gary Davis	1976-79	8	7	1	0	0	0	48
	Sammy Morris	2004-06	8	8	0	0	0	0	48
	Stanley Pritchett	1996-99	8	2	6	0	0	0	48
	Lamar Thomas	1996-00	8	0	8	0	0	0	48
75.	Doug Moreau	1966-69	6	0	6	0	1	6	45
76.	Marlin Briscoe	1972-74	7	0	7	0	0	0	42
	Bob Griesse	1967-80	7	7	0	0	0	0	42
	Rob Konrad	1999-04	7	1	6	0	0	0	42
	Larry Seiple	1966-67	7	0	7	0	0	0	42
80.	Booth Lusteg	1967	0	0	0	0	7	18	39
81.	Leroy Harris	1977-78	6	6	0	0	0	0	36
	Andre Tillman	1975-78	6	0	6	0	0	0	36
	Tommy Vigorito	1981-85	6	2	2	2	0	0	36
84.	Andre Brown	1989-90	5	0	5	0	0	0	30
	J.J. Johnson	1999-01	5	5	0	0	0	0	30
	Jed Weaver	2000-02	5	0	5	0	0	0	30
87.	Dick Anderson	1968-77	4	0	0	4	0	0	24
	Fred Barnett	1996-97	4	0	4	0	0	0	24
	Greg Baty	1991-94	4	0	4	0	0	0	24
	Terrell Buckley	1995-99, 2003	4	0	0	4	0	0	24
	Marv Fleming	1970-74	4	0	4	0	0	0	24
	Jack Harper	1967-68	4	1	3	0	0	0	24
	Randal Hill	1991, 1995-96	4	0	4	0	0	0	24
	Cleo Lemon	2005-07	4	4	0	0	0	0	24
	Marc Logan	1989-91	4	2	0	2	0	0	24
	Leslie Shepherd	2000	4	0	4	0	0	0	24
	Zach Thomas	1996-07	4	0	0	4	0	0	24
	Derrius Thompson	2003-04	4	0	4	0	0	0	24
99.	Willie Beecher	1987	0	0	0	0	3	12	21
100.	Eric Green	1995	3	0	3	0	0	0	20#
	Derek Hagan	2006-07	3	0	3	0	0	0	20#
	Sam Madison	1997-05	3	0	0	3	0	0	20*
103.	John Avery	1998-99	3	2	1	0	0	0	18

	PLAYER	YEARS	TD	TDR	TDP	TDRT	FG	PAT	PTS.
	Jack Clancy	1967-69	3	0	3	0	0	0	18
	Tony Franklin	1988	0	0	0	0	4	6	18
	Samkon Gado	2007	3	3	0	0	0	0	18
	Nick Giaquinto	1980-81	3	0	2	1	0	0	18
	Hubert Ginn	1970-75	3	3	0	0	0	0	18
	Ted Ginn, Jr.	2007	3	0	2	1	0	0	18
	Frank Jackson	1966-67	3	0	3	0	0	0	18
	Charles Jordan	1996-98	3	0	3	0	0	0	18
	Mike Kozlowski	1979-86	3	0	0	3	0	0	18
	Ronnie Lee	1979-82, 1984-89	3	0	3	0	0	0	18
	Ray Lucas	2001-02	3	3	0	0	0	0	18
	Loaird McCreary	1976-78	3	0	3	0	0	0	18
	Lloyd Mumphord	1969-74	3	0	0	3	0	0	18
	David Overstreet	1983	3	1	2	0	0	0	18
	Justin Peele	2006-07	3	0	3	0	0	0	18
	Scott Schwedes	1987-90	3	0	2	1	0	0	18
	Ronald Scott	1987	3	3	0	0	0	0	18
	Otto Stowe	1971-72	3	0	3	0	0	0	18
122.	Matt Bryant	2004	0	0	0	0	3	7	16
	Wes Welker	2004-06	2	0	1	1	1	1	16
124.	Tim Foley	1970-80	2	0	0	2	0	0	14*
	Billy Joe	1966	2	0	2	0	0	0	14#
126.	Mel Baker	1974	2	0	2	0	0	0	12
	Charlie Baumann	1991	0	0	0	0	2	6	12
	Bob Baumhower	1977-86	2	0	0	2	0	0	12
	Jim Braxton	1978	2	2	0	0	0	0	12
	Greg Camarillo	2007	2	0	2	0	0	0	12
	Gary Clark	1995	2	0	2	0	0	0	12
	Cecil Collins	1999	2	2	0	0	0	0	12
	Robert Edwards	2002	2	1	1	0	0	0	12
	Bryan Gilmore	2004-05	2	0	2	0	0	0	12
	Abner Haynes	1967	2	2	0	0	0	0	12
	Eddie Hill	1981-84	2	1	1	0	0	0	12
	Liffort Hobley	1987-93	2	0	0	2	0	0	12
	Bobby Humphrey	1992	2	1	1	0	0	0	12
	William Judson	1982-89	2	0	0	2	0	0	12
	Dave Kocourek	1966	2	0	2	0	0	0	12
	Donald Lee	2003-04	2	0	2	0	0	0	12
	Kyle Mackey	1987	2	2	0	0	0	0	12
	Brock Marion	1998-03	2	0	0	2	0	0	12
	David Martin	2007	2	0	2	0	0	0	12
	Don McNeal	1980-89	2	0	0	2	0	0	12
	Jerris McPhail	1996-97	2	1	1	0	0	0	12
	Scott Miller	1991-96	2	0	1	1	0	0	12
	Jeff Ogden	2000-01	2	0	1	1	0	0	12
	Louis Oliver	1989-93, 1995-96	2	0	0	2	0	0	12
	Ed Perry	1997-04	2	0	2	0	0	0	12
	Sam Price	1966-68	2	1	1	0	0	0	12
	Bo Roberson	1966	2	0	2	0	0	0	12
	Terry Robiskie	1980-81	2	2	0	0	0	0	12
	Bill Stanfill	1969-76	2	0	0	2	0	0	12
	Don Strock	1974-87	2	2	0	0	0	0	12
	Patrick Surtain	1998-04	2	0	0	2	0	0	12
	Troy Vincent	1992-95	2	0	0	2	0	0	12
	Jimmy Warren	1966-67	2	0	0	2	0	0	12
	Dick Westmoreland	1966-69	2	0	0	2	0	0	12
	Stan Winfrey	1975-77	2	1	1	0	0	0	12
161.	Bill Gramatica	2004	0	0	0	0	3	0	9
162.	Kim Bokamper	1977-85	1	0	0	1	0	0	8*
	Curtis Johnson	1970-78	1	0	0	1	0	0	8*
164.	John Beck	2007	1	1	0	0	0	0	6
	Don Bessillieu	1979-81	1	0	0	1	0	0	6
	Glenn Blackwood	1979-87	1	0	0	1	0	0	6
	Tim Bowns	1994-04	1	0	0	1	0	0	6

PLAYER	YEARS	TD	TDR	TDP	TDRT	FG	PAT	PTS.
J.B. Brown	1989-96	1	0	0	1	0	0	6
Bob Brudzinski	1981-89	1	0	0	1	0	0	6
Nick Buoniconti	1969-76	1	0	0	1	0	0	6
Brett Carolan	1996	1	0	1	0	0	0	6
Cris Carter	2002	1	0	1	0	0	0	6
Joe Carter	1984-86	1	1	0	0	0	0	6
Rick Casares	1966	1	0	1	0	0	0	6
Jesse Chatman	2005, 2007	1	1	0	0	0	0	6
Patrick Cobbs	2006-07	1	1	0	0	0	0	6
Aaron Craver	1991-94	1	1	0	0	0	0	6
Bill Cronin	1966	1	0	1	0	0	0	6
Daunte Culpepper	2006	1	1	0	0	0	0	6
Vern Den Herder	1971-81	1	0	1	0	0	0	6
Leland Douglas	1987	1	0	1	0	0	0	6
Bert Emanuel	2000	1	0	1	0	0	0	6
Frank Emanuel	1968-69	1	0	0	1	0	0	6
Tom Erlandson	1966-67	1	0	0	1	0	0	6
A.J. Feeley	2004-05	1	1	0	0	0	0	6
Trent Gamble	2000-03	1	0	0	1	0	0	6
Cookie Gilchrist	1966	1	0	1	0	0	0	6
Kerry Glenn	1990-92	1	0	0	1	0	0	6
Hunter Goodwin	1999-01	1	0	1	0	0	0	6
Vince Heflin	1982-85	1	0	1	0	0	0	6
Will Heller	2005	1	0	1	0	0	0	6
Renaldo Hill	2006-07	1	0	0	1	0	0	6
Sean Hill	1994-96	1	0	0	1	0	0	6
Trell Hooper	1987	1	0	0	1	0	0	6
Steve Howell	1979-81	1	1	0	0	0	0	6
Ricky Isom	1987	1	1	0	0	0	0	6
Calvin Jackson	1994-99	1	0	0	1	0	0	6
Vestee Jackson	1991-93	1	0	0	1	0	0	6
Pete Jaquess	1966-67	1	0	0	1	0	0	6
Pat Johnson	1995	1	0	0	1	0	0	6
Robert Jones	1998-00	1	0	0	1	0	0	6
Chuck Klingbeil	1991-95	1	0	0	1	0	0	6
Bernie Kosar	1994-96	1	1	0	0	0	0	6
Michael Lehan	2006-07	1	0	0	1	0	0	6
Charles Leigh	1971-73	1	1	0	0	0	0	6
David Lewis	1987	1	0	1	0	0	0	6
Gene Milton	1968-69	1	0	1	0	0	0	6
Kenny Mixon	1998-01	1	0	0	1	0	0	6
Earl Morrall	1972-76	1	1	0	0	0	0	6
Cliff Odom	1990-93	1	0	0	1	0	0	6
Brett Perriman	1997	1	0	1	0	0	0	6
Derrick Pope	2004-07	1	0	0	1	0	0	6
Willie Richardson	1970	1	0	1	0	0	0	6
John Roderick	1966	1	0	1	0	0	0	6
Jake Scott	1970-75	1	0	0	1	0	0	6
Scott Secules	1989-92	1	1	0	0	0	0	6
Gerald Small	1978-83	1	0	0	1	0	0	6
Willie Smith	1987	1	0	1	0	0	0	6
Brian Sochia	1986-91	1	0	0	1	0	0	6
John Stofa	1966-67, 1969-70	1	1	0	0	0	0	6
John Tagliaferri	1987	1	1	0	0	0	0	6
Norris Thomas	1977-79	1	0	0	1	0	0	6
Thurman Thomas	2000	1	0	1	0	0	0	6
Bob Torrey	1979	1	1	0	0	0	0	6
Frank Wainright	1995-98	1	0	1	0	0	0	6
Fulton Walker	1981-84	1	0	0	1	0	0	6
Willie West	1966-68	1	0	0	1	0	0	6
Jarvis Williams	1988-93	1	0	0	1	0	0	6
Robert Wilson	1994-96	1	0	1	0	0	0	6
Dick Wood	1966	1	1	0	0	0	0	6
231. Van Tiffin	1987	0	0	0	0	0	4	4
232. Kevin Carter	2005-06	0	0	0	0	0	0	2*

PLAYER	YEARS	TD	TDR	TDP	TDRT	FG	PAT	PTS.
Mike Charles	1983-86	0	0	0	0	0	0	2*
Aaron Craver	1991-94	0	0	0	0	0	0	2#
A.J. Duhe	1977-84	0	0	0	0	0	0	2*
Larry Gordon	1976-82	0	0	0	0	0	0	2*
Jermaine Haley	2000-02	0	0	0	0	0	0	2*
Reggie Howard	2004-05	0	0	0	0	0	0	2*
Sammy Knight	2003-04	0	0	0	0	0	0	2*
Don Reese	1974-76	0	0	0	0	0	0	2*
George Wilson	1966	0	0	0	0	0	0	2#

* — safety # — two point conversion

INTERCEPTIONS

	PLAYER	YEARS	NO.	YDS.	AVG.	LG	TD
1.	Jake Scott	1970-75	35	425	12.1	47	0
2.	Dick Anderson	1968-77	34	792	23.3	96t	3
3.	Sam Madison	1997-05	31	487	15.7	42	2
4.	Glenn Blackwood	1979-87	29	398	13.7	50	1
	Patrick Surtain	1998-04	29	298	10.3	43	2
6.	Louis Oliver	1989-93, 1995-96	24	569	23.7	103t	2
	Terrell Buckley	1995-99, 2003	24	425	17.7	91t	3
	William Judson	1982-89	24	368	15.3	61t	2
9.	Gerald Small	1978-83	23	378	16.4	46t	1
10.	Curtis Johnson	1970-78	22	150	6.8	34	0
	Tim Foley	1970-80	22	96	4.4	18	0
12.	Brock Marion	1998-03	20	431	21.6	100t	2
13.	Don McNeal	1980-89	18	163	9.1	30	2
14.	Zach Thomas	1996-07	17	170	10.0	34t	4
15.	J.B. Brown	1989-96	16	293	18.3	48	1
16.	Dick Westmoreland	1966-69	15	236	15.7	42	1
17.	Troy Vincent	1992-95	14	284	20.3	69	2
	Jarvis Williams	1988-93	14	216	15.4	42	1
	Lloyd Mumphord	1969-74	14	187	13.4	51	2
	Lyle Blackwood	1981-86	14	175	12.5	45	0
	Earnie Rhone	1975-84	14	110	7.9	16	0
22.	Willie West	1966-68	13	180	13.8	32	0
	Paul Lankford	1982-91	13	89	6.7	44	0
24.	Charlie Babb	1972-79	12	141	11.8	36	0
	Brian Walker	1997-98, 2000-01	12	92	7.7	31	0
26.	Jimmy Warren	1966-69	11	247	22.5	70t	2
27.	Mike Kozlowski	1979-86	8	172	21.5	38t	2
	Larry Gordon	1976-82	8	121	15.1	36	0
	Bob Matheson	1971-79	8	111	13.9	34	0
	Nick Buoniconti	1969-76	8	89	11.1	24	0
31.	Sammy Knight	2003-04	7	130	18.6	70	0
	Norris Thomas	1977-79	7	115	16.4	53t	1
	Jason Taylor	1997-07	7	110	15.7	51t	3
34.	Bud Brown	1984-88	6	96	16.0	53	0
	Kim Bokamper	1977-85	6	55	9.2	24t	1
	John Bramlett	1977-85	6	49	8.2	22	0
37.	Bob Petrella	1966-71	5	104	20.8	33	0
	Neal Colzie	1979	5	86	17.2	56	0
	Mike Kolen	1970-77	5	85	17.0	29	0
	Liffort Hobley	1987-93	5	61	12.2	22	0
	Fulton Walker	1981-84	5	61	12.2	30	0
	Arturo Freeman	2000-04	5	59	11.8	47	0
	Bob Brudzinski	1981-89	5	46	9.2	19	0
	Rick Volk	1977-78	5	42	8.4	24	0
	Shawn Wooden	1996-99, 2001-04	5	25	5.0	15	0
	Doug Swift	1970-75	5	17	3.4	12	0
	Don Bessillieu	1979-81	5	13	2.6	12	0
48.	Calvin Jackson	1994-99	4	105	26.3	61t	1
	Lance Schulters	2005	4	78	19.5	37	0
	Tom Erlandson	1966-67	4	68	17.0	37	1
	John Offerdahl	1986-93	4	44	11.0	28	0

	PLAYER	YEARS	NO.	YDS.	AVG.	LG	TD
	Tim McKyer	1990	4	40	10.0	21	0
	Gene Atkins	1994-96	4	24	6.0	18	0
	Jason Allen	2006-07	4	22	5.5	13	0
	Michael Stewart	1994-96	4	11	2.8	11	0
56.	Vestee Jackson	1991-93	3	63	21.0	30t	1
	Renaldo Hill	2006-07	3	57	19.0	24	0
	Ed Taylor	1979-82	3	55	18.3	44	0
	Rodney Thomas	1988-90	3	52	17.3	48	0
	Frank Emanuel	1968-69	3	46	15.3	24	0
	Bryan Cox	1991-95	3	38	12.7	26	0
	Travares Tillman	2005-07	3	38	12.7	22	0
	Wahoo McDaniel	1966-68	3	35	11.7	20	0
	Derrick Rodgers	1997-02	3	33	11.0	21	0
	Jerry Wilson	1996-00	3	32	10.7	19	0
	Travis Daniels	2005-07	3	31	10.3	29	0
	Steve Towle	1975-80	3	30	10.0	16	0
	Pete Jaquess	1966-67	3	27	9.0	27	1
	Mark Brown	1983-88	3	18	6.0	13	0
	A.J. Duhe	1977-84	3	18	6.0	11	0
	Ed Weisacosky	1968-70	3	10	3.3	7	0
	Aubrey Beavers	1994-95	3	8	2.7	8	0
73.	Donovan Rose	1986-87	2	63	31.5	36	0
	Rusty Chambers	1976-80	2	53	26.5	49	0
	Dwight Hollier	1992-99	2	47	24.5	36	0
	Ken Ellis	1976	2	40	20.0	40	0
	Bobby Harden	1990-93	2	39	19.5	22	0
	Robert Sowell	1983-85, 1987	2	36	18.0	29	0
	Bill Stanfill	1969-76	2	32	16.0	17t	2
	Kerry Glenn	1990-92	2	31	15.5	31t	1
	Jamar Fletcher	2001-03	2	30	15.0	30	0
	Will Allen	2006-07	2	25	12.5	14	0
	Henry Stuckey	1972-74	2	25	12.5	21	0
	George Teague	1997	2	25	12.5	23	0
	André Goodman	2006-07	2	23	11.5	18	0
	Joey Porter	2007	2	19	9.5	14	0
	Tate Randle	1987	2	16	8.0	11	0
	John McGeever	1966	2	15	7.5	15	0
	Tom Beier	1967, 1969	2	14	7.0	7	0
	Robert Jones	1998-00	2	14	7.0	14t	1
	Jeris White	1974-76	2	4	2.0	4	0
	Tyrone Braxton	1994	2	3	1.5	3	0
	Chris Green	1991-94	2	0	0.0	0	0
	Derrick Pope	2004-07	2	0	0.0	0	0
95.	Kenny Mixon	1998-01	1	56	56.0	56t	1
	Jay Brophy	1984-86	1	41	41.0	41	0
	Dean Brown	1970	1	32	32.0	32	0
	Bob Neff	1966-68	1	32	32.0	17	0
	Hugh Green	1985-91	1	28	28.0	28	0
	Earl Faison	1966	1	26	26.0	26	0
	Vern Den Herder	1971-81	1	24	24.0	24	0
	Charles Cornelius	1977-78	1	21	21.0	21	0
	Bob Bruggers	1966-68	1	20	20.0	20	0
	Ralph Ortega	1979-80	1	17	17.0	13	0
	Ted Davis	1970	1	15	15.0	15	0
	Rick Graf	1987-89	1	14	14.0	14	0
	Shawn Lee	1990-91	1	14	14.0	14	0
	Jackie Shipp	1984-88	1	7	7.0	7	0
	Craig Veasey	1993-94	1	7	7.0	7	0
	Reggie Howard	2004-05	1	5	5.0	5	0
	Eric Kumerow	1988-90	1	5	5.0	5	0
	Alex Moyer	1985-86	1	4	4.0	4	0
	Greg Jeffries	1999-00	1	3	3.0	3	0
	Jack Rudolph	1966	1	3	3.0	3	0
	Chris Singleton	1993-96	1	3	3.0	3	0
	Brendon Ayanbadejo	2003-04	1	2	2.0	2	0
	Mike Charles	1983-86	1	2	2.0	2	0

PLAYER	YEARS	NO.	YDS.	AVG.	LG	TD
Mike Reichenbach	1990-91	1	2	2.0	2	0
Larry Ball	1972-74, 1977-78	1	2	2.0	2	0
Randall Edmunds	1968-69	1	1	1.0	1	0
Bruce Alexander	1992	1	0	0.0	0	0
Bob Baumhower	1977-86	1	0	0.0	0	0
Tim Bowens	1994-04	1	0	0.0	0	0
Jeff Cross	1989-95	1	0	0.0	0	0
Scott Galyon	2000-02	1	0	0.0	0	0
Jermaine Haley	2000-02	1	0	0.0	0	0
Sean Hill	1994-96	1	0	0.0	0	0
Mack Lamb	1967-68	1	0	0.0	0	0
Michael Lehan	2006-07	1	0	0.0	0	0
Cliff Odom	1990-93	1	0	0.0	0	0
Muhammad Oliver	1994	1	0	0.0	0	0
Vern Roberson	1977	1	0	0.0	0	0
Bryant Salter	1976	1	0	0.0	0	0
Terrance Shaw	2000	1	0	0.0	0	0
Donnie Spragan	2005-07	1	0	0.0	0	0
Jay Williams	2002-04	1	0	0.0	0	0
Jeff Zgonina	2003-06	1	0	0.0	0	0
Daryl Gardener	1996-01	1	-1	-1.0	-1	0

SACKS

PLAYER	YEARS	NO.	PLAYER	YEARS	NO.
1. Jason Taylor	1997-07	117.0	6. Trace Armstrong	1995-00	56.5
2. Bill Stanfill	1969-76	67.5	7. Bob Baumhower	1977-86	39.5
3. Doug Betters	1978-87	65.5	Kim Bokamper	1977-85	39.5
4. Vern Den Herder	1971-81	64.0	9. A.J. Duhe	1977-84	38.5
5. Jeff Cross	1988-95	59.5	10. Manny Fernandez	1968-75	35.0

KICKOFF RETURNS

PLAYER	YEARS	NO.	YDS.	AVG.	LG	TD
1. Wes Welker	2004-06	166	3756	22.6	95t	1
2. Mercury Morris	1969-75	111	2947	26.5	105t	3
3. Fulton Walker	1981-85	123	2944	23.9	90t	1
4. Brock Marion	1998-03	107	2517	23.5	93	0
5. O.J. McDuffie	1993-01	92	2103	22.9	48	0
6. Irving Spikes	1994-97	89	2058	23.1	55	0
7. Lorenzo Hampton	1985-89	96	2025	21.1	46	0
8. Travis Minor	2001-06	84	1837	21.9	66	0
9. Ted Ginn, Jr.	2007	63	1433	22.7	52	0
10. Duriel Harris	1976-83, 1985	56	1416	25.3	69	0

PUNT RETURNS

PLAYER	YEARS	NO.	FC	YDS.	AVG.	LG	TD
1. Jake Scott	1970-75	127	55	1330	10.5	77t	1
2. Wes Welker	2004-06	127	64	1232	9.7	71	0
3. O.J. McDuffie	1993-01	127	91	1127	8.9	72t	2
4. Tom Vigorito	1981-85	79	21	830	10.5	87t	2
5. Freddie Solomon	1975-77	71	4	810	11.4	79t	2
6. Scott Schwedes	1987-90	75	18	732	9.8	70t	1
7. Jeff Ogden	2000-01	51	22	700	13.7	81t	1
8. Mark Clayton	1983-92	52	13	485	9.3	60t	1
9. Tony Nathan	1979-87	51	26	484	9.5	86t	1
10. Scott Miller	1991-96	54	30	451	8.4	32	0
Terrell Buckley	1995-99, 2003	45	9	451	10.0	35	0

TOP 20 SEASON LEADERS

RUSHING YARDS

	NAME	YEAR	YARDS
1.	Ricky Williams	2002	1853
2.	Ricky Williams	2003	1372
3.	Delvin Williams	1978	1258
4.	Lamar Smith	2000	1139
5.	Larry Csonka	1972	1117
6.	Karim Abdul-Jabbar	1996	1116
7.	Larry Csonka	1971	1051
8.	Ronnie Brown	2006	1008
9.	Larry Csonka	1973	1003
10.	Mercury Morris	1972	1000
11.	Lamar Smith	2001	968
12.	Karim Abdul-Jabbar	1998	960
13.	Mercury Morris	1973	954
14.	Mark Higgs	1992	915
15.	Ronnie Brown	2005	907
16.	Mark Higgs	1991	905
17.	Karim Abdul-Jabbar	1997	892
18.	Bernie Parmalee	1995	878
19.	Mercury Morris	1975	875
20.	Larry Csonka	1970	874

PASSING YARDS

	NAME	YEAR	YARDS
1.	Dan Marino	1984	5084
2.	Dan Marino	1986	4746
3.	Dan Marino	1994	4453
4.	Dan Marino	1988	4434
5.	Dan Marino	1985	4137
6.	Dan Marino	1992	4116
7.	Dan Marino	1989	3997
8.	Dan Marino	1991	3970
9.	Dan Marino	1997	3780
10.	Dan Marino	1995	3668
11.	Dan Marino	1990	3563
12.	Dan Marino	1998	3497
13.	Jay Fiedler	2001	3290
14.	Dan Marino	1987	3245
15.	Gus Frerotte	2005	2996
16.	Dan Marino	1996	2795
17.	Bob Griese	1968	2473
18.	David Woodley	1981	2470
19.	Dan Marino	1999	2448
20.	Jay Fiedler	2000	2402

PASSING TOUCHDOWNS

	NAME	YEAR	TOUCHDOWNS
1.	Dan Marino	1984	48
2.	Dan Marino	1986	44
3.	Dan Marino	1985	30
	Dan Marino	1994	30
5.	Dan Marino	1988	28
6.	Dan Marino	1987	26
7.	Dan Marino	1991	25
8.	Dan Marino	1989	24
	Dan Marino	1992	24
	Dan Marino	1995	24
11.	Dan Marino	1998	23
12.	Bob Griese	1977	22
13.	Bob Griese	1968	21
	Dan Marino	1990	21

	NAME	YEAR	TOUCHDOWNS
15.	Dan Marino	1983	20
	Jay Fiedler	2001	20
17.	Bob Griese	1971	19
18.	Gus Frerotte	2005	18
19.	Bob Griese	1973	17
	Dan Marino	1996	17

RECEPTIONS

	NAME	YEAR	RECEPTIONS
1.	O.J. McDuffie	1998	90
2.	Mark Clayton	1988	86
3.	Chris Chambers	2005	82
4.	O.J. McDuffie	1997	76
5.	Terry Kirby (RB)	1993	75
6.	O.J. McDuffie	1996	74
7.	Mark Clayton	1984	73
	Irving Fryar	1994	73
	Randy McMichael (TE)	2004	73
10.	Tony Nathan (RB)	1985	72
11.	Mark Duper	1984	71
12.	Mark Clayton	1985	70
	Mark Clayton	1991	70
	Mark Duper	1991	70
15.	Chris Chambers	2004	69
16.	Jack Clancy	1967	67
	Mark Duper	1986	67
	Tony Martin	1999	67
19.	Wes Welker	2006	67
20.	Terry Kirby (RB)	1995	66

RECEIVING YARDS

	NAME	YEAR	YARDS
1.	Mark Clayton	1984	1389
2.	Mark Duper	1986	1313
3.	Mark Duper	1984	1306
4.	Irving Fryar	1994	1270
5.	Mark Clayton	1986	1150
6.	Mark Clayton	1988	1129
7.	Chris Chambers	2005	1118
8.	Mark Duper	1991	1085
9.	Mark Clayton	1991	1053
10.	O.J. McDuffie	1998	1050
11.	Tony Martin	1999	1037
12.	Mark Clayton	1989	1011
13.	Irving Fryar	1993	1010
14.	Mark Duper	1983	1003
15.	Mark Clayton	1985	996
	Paul Warfield	1971	996
17.	Chris Chambers	2003	963
18.	O.J. McDuffie	1997	943
19.	O.J. McDuffie	1996	918
20.	Duriel Harris	1981	911

POINTS

	NAME	YEAR	POINTS
1.	Olindo Mare	1999	144
2.	Pete Stoyanovich	1992	124
3.	Pete Stoyanovich	1991	121
4.	Pete Stoyanovich	1995	118
5.	Gar0 Yepremian	1971	117
	Olindo Mare	1997	117
	Olindo Mare	2000	117
8.	Fuad Reveiz	1985	116
9.	Gar0 Yepremian	1972	115
10.	Olindo Mare	2002	114
11.	Gar0 Yepremian	1973	113

	NAME	YEAR	POINTS
12.	Uwe von Schamann	1981	109
	Pete Stoyanovich	1993	109
14.	Mark Clayton	1984	108
	Olindo Mare	2005	108
16.	Pete Stoyanovich	1994	107
17.	Ricky Williams	2002	102
18.	Pete Stoyanovich	1990	100
	Olindo Mare	2006	100
20.	Uwe von Schamann	1979	99
	Uwe von Schamann	1983	99
	Olindo Mare	1998	99
	Olindo Mare	2003	99

SACKS

	NAME	YEAR	SACKS
1.	Bill Stanfill	1973	18.5
	Jason Taylor	2002	18.5
3.	Trace Armstrong	2000	16.5
4.	Doug Betters	1983	16.0
5.	Adewale Ogunleye	2003	15.0
6.	Jason Taylor	2000	14.5
7.	Doug Betters	1984	14.0
8.	Bryan Cox	1992	14.0
9.	Jason Taylor	2006	13.5
10.	Jason Taylor	2003	13.0
11.	Trace Armstrong	1996	12.0
	Jason Taylor	2005	12.0
13.	Jeff Cross	1990	11.5
14.	Mel Branch	1968	11.0
	Vern Den Herder	1975	11.0
	Jason Taylor	2007	11.0
17.	Vern Den Herder	1972	10.5
18.	Jeff Cross	1993	10.5
	Trace Armstrong	1998	10.5
20.	Bill Stanfill	1972	10.0
	Vern Den Herder	1973	10.0
	Bill Stanfill	1974	10.0
	Jeff Cross	1989	10.0

TACKLES

	NAME	YEAR	TACKLES
1.	Steve Towle	1976	217
2.	Zach Thomas	2002	195
3.	Zach Thomas	2003	184
4.	Zach Thomas	1996	180
	Zach Thomas	2001	180
6.	Rusty Chambers	1979	178
7.	Earnie Rhone	1981	171
8.	Zach Thomas	2004	168
9.	Zach Thomas	1999	167
10.	Zach Thomas	2005	166
11.	Zach Thomas	2006	165
12.	Steve Towle	1975	164
13.	Nick Buoniconti	1973	162
14.	Zach Thomas	1998	160
15.	Rusty Chambers	1978	151
16.	Zach Thomas	1997	149
17.	Bryan Cox	1994	147
18.	Nick Buoniconti	1972	146
19.	Bob Baumhower	1979	146
20.	Nick Buoniconti	1970	145

DOLPHINS OUTSTANDING PERFORMANCES

300-PLUS PASSING YARDS

PLAYER	DATE	OPPONENT	ATT.	COMP.	YDS.	TD	INT.	LG
Dan Marino	10/23/88	N.Y. JETS	60	35	521	3	5	56
Dan Marino	9/4/94	NEW ENGLAND	42	23	473	5	1	64t
Dan Marino	12/2/84	L.A. RAIDERS	57	35	470	4	2	64
Dan Marino	10/1/95	at Cincinnati	48	33	450	2	1	58
Dan Marino	9/21/86	at N.Y. Jets	50	30	448	6	2	46t
Dan Marino	9/25/94	at Minnesota	54	29	431	3	3	43
Dan Marino	9/30/84	at St. Louis	36	24	429	3	0	51
Dan Marino	9/24/89	N.Y. JETS	55	33	427	3	2	43t
Dan Marino	11/4/84	at N.Y. Jets	42	23	422	2	2	54
* Dan Marino	12/30/95	at Buffalo	64	33	422	2	3	45t
* Dan Marino	1/6/85	PITTSBURGH	32	21	421	4	1	41
Joey Harrington	10/22/06	GREEN BAY	62	33	414	2	3	44
David Woodley	10/25/81	at Dallas	37	21	408	3	5	69t
Dan Marino	12/9/84	at Indianapolis	41	29	404	4	1	42
Dan Marino	11/16/86	at Buffalo	54	39	404	4	0	39
Dan Marino	12/12/88	CLEVELAND	50	30	404	4	3	46
* Don Strock	1/2/82	SAN DIEGO	43	29	403	4	1	50t
Dan Marino	12/14/86	at L.A. Rams	46	29	403	5	1	69t
Dan Marino	12/20/87	WASHINGTON	50	22	393	3	1	59t
Dan Marino	10/10/99	at Indianapolis	38	25	393	2	0	62
Dan Marino	9/29/85	at Denver	43	25	390	3	0	73
Dan Marino	11/23/97	at New England	60	38	389	0	3	27
Dan Marino	12/13/87	at Philadelphia	39	25	376	3	1	54
Dan Marino	10/12/97	at N.Y. Jets	38	27	372	2	0	36t
Bernie Kosar	10/15/95	at New Orleans	42	29	368	3	2	31t
Dan Marino	12/9/90	PHILADELPHIA	54	27	365	2	0	37
Steve DeBerg	12/5/93	N.Y. GIANTS	41	26	365	1	2	44
Dan Marino	11/10/85	N.Y. JETS	37	21	362	3	3	60
Gus Frerotte	11/13/05	NEW ENGLAND	47	25	360	2	1	47
Dan Marino	11/6/88	at New England	51	29	359	1	2	32
Dan Marino	11/12/89	at N.Y. Jets	34	18	359	3	2	78t
Dan Marino	11/27/94	at N.Y. Jets	44	31	359	4	2	28t
Dan Marino	10/25/92	INDIANAPOLIS	45	25	355	2	3	48t
Dan Marino	12/21/98	DENVER	38	23	355	4	1	56t
Dan Marino	11/27/88	at N.Y. Jets	35	17	353	5	0	80t
Bob Griese	11/20/78	at Houston	33	23	349	2	1	47
Dan Marino	12/8/85	at Green Bay	44	30	345	5	1	61
Scott Mitchell	10/31/93	KANSAS CITY	44	23	344	3	0	77t
Steve DeBerg	12/13/93	PITTSBURGH	44	27	344	1	2	47
Dan Marino	12/3/95	ATLANTA	50	35	343	2	2	32
Dan Marino	12/17/84	DALLAS	40	23	340	4	2	63
Dan Marino	12/24/89	KANSAS CITY	47	28	339	3	1	35
Dan Marino	11/18/84	at San Diego	41	28	338	2	2	32
Dan Marino	10/12/86	BUFFALO	41	24	337	1	1	39
Dan Marino	10/22/89	GREEN BAY	37	24	333	2	2	61
Dan Marino	11/12/95	NEW ENGLAND	37	27	333	2	2	31t
Dan Marino	11/1/87	PITTSBURGH	31	25	332	4	2	50t
Dan Marino	11/17/85	at Indianapolis	37	22	330	1	0	42
Dan Marino	9/15/85	INDIANAPOLIS	48	29	329	2	0	26
Dan Marino	10/16/88	SAN DIEGO	45	26	329	1	0	51
Jay Fiedler	12/28/03	N.Y. JETS	29	21	328	1	1	59
Bob Griese	9/14/69	at Cincinnati	39	19	327	1	2	50
Dan Marino	11/18/91	BUFFALO	42	23	326	2	2	41
Dan Marino	9/7/97	TENNESSEE	43	24	324	0	0	50
* Dan Marino	1/12/91	at Buffalo	49	23	323	3	2	64t
Dan Marino	10/12/98	at Jacksonville	49	30	323	2	1	28
Don Strock	12/15/79	N.Y. JETS	41	26	322	1	2	38
Dan Marino	10/9/83	BUFFALO	29	19	322	3	2	63
Dan Marino	9/14/92	at Cleveland	35	25	322	1	0	47
Dan Marino	12/27/99	N.Y. JETS	52	29	322	3	3	32t

PLAYER	DATE	OPPONENT	ATT.	COMP.	YDS.	TD	INT.	LG
Dan Marino	10/14/84	HOUSTON	32	25	321	3	0	32
Dan Marino	10/6/91	at New England	38	25	321	2	0	34
Dan Marino	11/16/92	BUFFALO	33	22	321	2	1	55
Dan Marino	12/13/98	N.Y. JETS	57	30	321	1	1	31
Dan Marino	12/27/98	at Atlanta	36	21	320	1	2	50
Jay Fiedler	12/22/01	at New England	37	21	320	1	0	44
** Dan Marino	1/20/85	vs. San Francisco	50	29	318	1	2	30
Trent Green	9/23/07	at N.Y. Jets	36	23	318	1	1	43
Dan Marino	10/21/84	at New England	39	24	316	4	1	28
Cleo Lemon	12/16/07	BALTIMORE	39	23	315	1	0	64t
Dan Marino	12/5/99	INDIANAPOLIS	38	24	313	3	1	33t
Dan Marino	11/20/94	at Pittsburgh	45	31	312	1	1	45
Dan Marino	9/2/84	at Washington	28	21	311	5	0	74
Dan Marino	12/4/94	BUFFALO	42	25	311	3	3	45t
Dan Marino	12/7/97	DETROIT	39	24	310	2	1	27t
Jay Fiedler	9/29/02	at Kansas City	45	29	310	1	4	38
David Woodley	9/27/81	at Baltimore	30	19	309	2	0	48
John Stofa	12/18/66	HOUSTON	38	22	307	4	2	48t
Dan Marino	12/1/91	TAMPA BAY	32	20	307	2	0	51
Bob Griese	10/17/76	KANSAS CITY	35	25	306	1	2	39
Dan Marino	12/4/88	INDIANAPOLIS	32	26	304	3	1	55
Dan Marino	11/30/86	ATLANTA	40	20	303	2	4	54t
Dan Marino	10/25/87	BUFFALO	36	24	303	4	0	25t
A.J. Feeley	12/5/04	BUFFALO	51	25	303	3	5	36
Dan Marino	10/20/85	TAMPA BAY	39	27	302	3	1	42
Dan Marino	9/28/86	SAN FRANCISCO	46	27	301	1	4	24
Dan Marino	12/10/89	NEW ENGLAND	32	21	300	0	1	36

100-PLUS RECEIVING YARDS

PLAYER	DATE	OPPONENT	NO.	YDS.	TD	LG
Chris Chambers	12/4/05	BUFFALO	15	238	1	57
Mark Duper	11/10/85	N.Y. JETS	8	217	2	60t
Irving Fryar	9/4/94	NEW ENGLAND	5	211	3	54t
Nat Moore	10/4/81	N.Y. JETS	7	210	2	52
Mark Duper	10/9/83	BUFFALO	7	202	2	63
Duriel Harris	10/28/79	GREEN BAY	10	180	1	37t
Mark Duper	9/2/84	at Washington	6	178	2	74t
Mark Clayton	12/2/84	L.A. RAIDERS	9	177	2	64t
Mark Clayton	9/21/86	at N.Y. Jets	8	174	1	42
Mark Duper	9/23/84	INDIANAPOLIS	7	173	2	80t
Mark Duper	12/20/87	WASHINGTON	6	170	3	59t
Tony Martin	10/10/99	at Indianapolis	10	166	1	40
Duriel Harris	10/25/81	at Dallas	6	165	0	45
Jimmy Cefalo	10/25/81	at Dallas	5	164	1	69t
Mark Duper	9/30/84	at St. Louis	8	164	0	51
Bo Roberson	12/4/66	at Denver	6	161	0	71
Irving Fryar	9/25/94	at Minnesota	6	160	0	43
Paul Warfield	11/14/71	PITTSBURGH	3	158	3	86t
Mark Duper	11/4/84	at N.Y. Jets	7	155	0	54
Mark Duper	9/21/86	at N.Y. Jets	7	154	2	46t
* O.J. McDuffie	12/30/95	at Buffalo	11	154	1	31
Mark Clayton	10/23/88	N.Y. JETS	10	153	2	45t
Oronde Gadsden	12/27/98	at Atlanta	9	153	0	50
Chris Chambers	12/28/03	N.Y. JETS	9	153	1	24
Mark Clayton	12/17/84	DALLAS	4	150	3	63t
* Mark Duper	1/6/85	PITTSBURGH	5	148	2	41t
Terry Kirby	12/19/93	BUFFALO	9	148	1	30t
Paul Warfield	9/19/71	at Denver	6	146	1	36
Chris Chambers	1/2/05	at Baltimore	4	146	1	76t
Duriel Harris	11/8/81	at New England	8	145	0	55
Mark Duper	12/14/86	at L.A. Rams	5	145	3	69t
Nat Moore	12/17/77	BUFFALO	5	144	1	67
Mark Clayton	9/30/84	at St. Louis	5	143	1	42
Mark Clayton	9/7/86	at San Diego	5	143	2	49t
Otto Stowe	11/27/72	ST. LOUIS	6	140	2	37t
* Paul Warfield	12/25/71	at Kansas City	7	140	0	42

PLAYER	DATE	OPPONENT	NO.	YDS.	TD	LG
Paul Warfield	11/17/74	BUFFALO	4	139	1	54
Fred Barnett	12/8/96	N.Y. GIANTS	4	139	0	66
Mark Clayton	9/1/91	at Buffalo	6	138	2	43t
Chris Chambers	12/15/02	OAKLAND	7	138	0	40
O.J. McDuffie	10/27/97	CHICAGO	7	137	0	55
Lamar Thomas	12/21/98	DENVER	6	136	3	56t
O.J. McDuffie	9/7/97	TENNESSEE	8	135	0	50
Mark Duper	10/30/83	L.A. RAMS	7	134	1	46t
Mark Duper	12/9/91	CINCINNATI	7	134	1	43t
Paul Warfield	12/10/72	at N.Y. Giants	4	132	1	44
Mark Duper	10/23/88	N.Y. JETS	6	132	0	56
O.J. McDuffie	11/8/98	INDIANAPOLIS	9	132	2	61t
Mark Duper	10/15/89	at Cincinnati	5	129	0	41
Bo Roberson	9/18/66	at Buffalo	5	128	1	54t
Marlin Briscoe	11/12/72	NEW ENGLAND	4	128	2	51t
Mark Clayton	12/3/89	at Kansas City	9	128	1	47
Chris Chambers	10/24/04	ST. LOUIS	3	128	1	71t
Duriel Harris	10/9/77	at Baltimore	4	127	0	47
Nat Moore	9/30/79	at N.Y. Jets	8	127	1	36
Mark Clayton	12/9/84	at Indianapolis	9	127	1	32
Jack Clancy	12/3/67	at Houston	7	126	1	44t
* Paul Warfield	1/2/72	BALTIMORE	2	125	1	75t
Mark Clayton	11/5/89	INDIANAPOLIS	4	125	1	78t
Mark Duper	10/7/90	N.Y. JETS	5	125	2	69t
Howard Twilley	11/3/68	at San Diego	7	124	1	38
Nat Moore	10/10/76	at Baltimore	3	124	1	67t
Chris Chambers	12/22/01	at New England	7	124	0	44
Mark Duper	9/23/87	at New England	9	123	2	26
Oronde Gadsden	10/10/99	at Indianapolis	4	123	1	62
Marty Booker	10/10/04	at New England	7	123	0	45
Paul Warfield	10/10/70	at N.Y. Jets	5	122	1	40
Mark Clayton	11/3/85	at New England	7	122	0	39
Mark Clayton	10/29/89	at Buffalo	7	122	1	44t
Mel Baker	12/15/74	NEW ENGLAND	4	121	2	46t
Nat Moore	9/23/79	CHICAGO	5	121	1	36
Mark Duper	11/20/83	BALTIMORE	5	121	1	85t
O.J. McDuffie	10/20/96	at Philadelphia	7	121	2	36
Chris Chambers	12/11/05	at San Diego	8	121	2	35t
Chris Chambers	12/3/06	JACKSONVILLE	8	121	0	46
Paul Warfield	10/3/70	OAKLAND	3	120	2	54t
Tony Nathan	9/29/85	at Denver	10	120	0	73
Tony Martin	9/10/00	at Minnesota	6	120	0	44
Duriel Harris	11/18/79	at Cleveland	4	119	0	51
Fred Banks	12/10/89	NEW ENGLAND	6	119	0	36
Oronde Gadsden	10/23/00	at N.Y. Jets	7	119	0	29
Tony Nathan	9/28/80	NEW ORLEANS	7	118	0	22
Mark Duper	10/16/88	SAN DIEGO	7	118	1	51
Fred Banks	12/12/88	CLEVELAND	6	118	0	46
* O.J. McDuffie	1/9/99	at Denver	9	118	0	23
Tony Martin	10/17/99	at New England	7	118	1	69t
Chris Chambers	9/7/03	HOUSTON	7	118	2	57t
Paul Warfield	10/3/71	N.Y. JETS	5	117	0	32
Duriel Harris	9/9/79	SEATTLE	5	117	0	51
* Mark Duper	12/31/83	SEATTLE	9	117	1	32t
Ferrell Edmunds	11/27/88	at N.Y. Jets	2	117	1	80t
Mark Ingram	11/27/94	at N.Y. Jets	9	117	4	28t
Duriel Harris	11/12/76	BALTIMORE	5	116	0	44
Duriel Harris	11/25/79	at Baltimore	7	116	2	31t
Mark Clayton	11/27/88	at N.Y. Jets	7	116	2	31t
Oronde Gadsden	11/25/01	at Buffalo	8	116	0	42
Mark Duper	11/30/86	ATLANTA	4	115	1	54t
Marty Booker	11/23/06	at Detroit	7	115	2	48
Jack Clancy	11/19/67	at Oakland	8	114	0	39
Nat Moore	9/25/77	at San Francisco	3	114	1	73t
Duriel Harris	11/30/81	PHILADELPHIA	9	114	1	39
* Tony Nathan	1/2/82	SAN DIEGO	9	114	1	32
Freddie Solomon	12/5/76	BUFFALO	5	114	1	53t

PLAYER	DATE	OPPONENT	NO.	YDS.	TD	LG
* Tony Nathan	1/6/85	PITTSBURGH	8	114	0	30
Oronde Gadsden	1/2/00	at Washington	9	114	1	26
Joe Auer	9/17/67	DENVER	2	113	1	68t
Marlin Briscoe	9/15/74	at New England	9	113	1	20
Nat Moore	11/2/75	at Chicago	4	113	1	79t
Mark Duper	9/24/89	N.Y. JETS	6	113	0	26
* Mark Duper	1/12/91	at Buffalo	3	113	1	64t
Irving Fryar	11/20/94	at Pittsburgh	6	113	0	45
Irving Fryar	9/10/95	at New England	3	113	2	67t
Chris Chambers	11/11/01	at Indianapolis	3	113	2	74t
Irving Fryar	11/13/94	CHICAGO	9	112	0	21
James McKnight	11/24/02	SAN DIEGO	3	111	1	77
Frank Jackson	12/18/66	HOUSTON	4	110	1	48t
Mark Clayton	10/7/84	at Pittsburgh	5	110	0	33
Mark Duper	11/2/86	HOUSTON	2	110	1	85t
Jim Jensen	11/6/88	at New England	12	110	0	17
Scott Schwedes	12/18/88	at Pittsburgh	4	110	0	42
Tony Martin	10/4/93	WASHINGTON	4	110	1	80t
Irving Fryar	12/4/94	BUFFALO	5	110	2	45t
Irving Fryar	9/3/95	N.Y. JETS	5	110	2	50t
O.J. McDuffie	11/23/97	at New England	9	110	0	27
Marty Booker	10/22/06	GREEN BAY	7	110	1	40
Duriel Harris	9/11/83	NEW ENGLAND	4	109	1	64t
Nat Moore	9/29/85	at Denver	5	109	1	69t
Mark Clayton	10/19/86	L.A. RAIDERS	4	109	1	68t
Mark Duper	11/16/86	at Buffalo	7	109	1	27t
* Keith Jackson	1/8/95	at San Diego	8	109	2	31
Tony Martin	12/5/99	INDIANAPOLIS	6	109	1	33t
Chris Chambers	9/16/07	DALLAS	9	109	0	24
Greg Camarillo	12/16/07	BALTIMORE	3	109	1	64t
Paul Warfield	10/31/71	at L.A. Rams	3	108	1	74t
Mark Clayton	12/12/88	CLEVELAND	8	108	2	21
O.J. McDuffie	11/6/94	INDIANAPOLIS	7	108	1	28t
Mark Duper	12/2/85	CHICAGO	5	107	0	52
Scott Schwedes	11/12/89	at N.Y. Jets	3	107	1	65t
Terry Kirby	12/13/93	PITTSBURGH	7	107	0	47
Larry Seiple	11/16/69	at Buffalo	8	106	0	25
Nat Moore	10/17/76	KANSAS CITY	5	106	0	39
* Duriel Harris	1/2/82	SAN DIEGO	6	106	0	34
Mark Clayton	10/28/84	BUFFALO	3	106	2	65t
Mark Clayton	9/15/85	INDIANAPOLIS	8	106	1	26
Tony Martin	12/1/91	TAMPA BAY	5	106	1	51
Mark Duper	12/15/91	at San Diego	8	106	0	39
O.J. McDuffie	11/10/96	INDIANAPOLIS	6	106	1	36
Charles Jordan	11/30/97	at Oakland	5	106	2	44t
Nat Moore	11/4/84	at N.Y. Jets	5	105	1	37t
Andre Brown	10/29/89	at Buffalo	5	105	1	44t
O.J. McDuffie	12/13/98	N.Y. JETS	11	105	1	20
Joe Auer	11/27/66	NEW ENGLAND	5	104	1	22
Karl Noonan	9/14/68	HOUSTON	7	104	1	44
Paul Warfield	9/15/74	at New England	5	104	0	39
Howard Twilley	10/17/76	KANSAS CITY	8	104	0	20
Mark Clayton	12/13/87	at Philadelphia	7	104	2	21
Tony Martin	10/13/91	at Kansas City	4	104	0	54
Chris Chambers	11/7/04	ARIZONA	7	104	0	30
Marty Booker	9/11/05	DENVER	5	104	1	60t
Paul Warfield	12/15/73	DETROIT	6	103	4	29
Irving Fryar	9/26/93	at Buffalo	7	103	1	36t
Mark Ingram	10/31/93	KANSAS CITY	4	103	1	77t
Irving Fryar	11/7/93	at N.Y. Jets	6	103	1	65t
Irving Fryar	11/27/94	at N.Y. Jets	5	103	0	25
Oronde Gadsden	12/5/99	INDIANAPOLIS	6	103	1	24t
Chris Chambers	11/21/04	at Seattle	9	103	1	28
Marty Booker	12/10/06	NEW ENGLAND	8	103	1	32t
Jack Clancy	10/8/67	KANSAS CITY	6	102	0	28
Larry Seiple	11/2/69	at N.Y. Jets	7	102	2	29t
Nat Moore	11/9/75	N.Y. JETS	4	102	0	63

PLAYER	DATE	OPPONENT	NO.	YDS.	TD	LG
Nat Moore	12/15/79	N.Y. JETS	5	102	0	34
Tony Nathan	11/20/80	SAN DIEGO	7	102	1	20
Mark Duper	9/28/86	SAN FRANCISCO	7	102	0	24
Mark Duper	10/5/86	at New England	4	102	0	45
Mark Clayton	12/10/89	NEW ENGLAND	6	102	0	34
Mark Clayton	12/24/89	KANSAS CITY	6	102	1	35
O.J. McDuffie	11/29/98	NEW ORLEANS	9	102	3	22t
Tony Martin	12/27/99	N.Y. JETS	6	102	1	32t
Oronde Gadsden	11/4/01	CAROLINA	5	102	0	61
Chris Chambers	9/29/02	at Kansas City	6	102	0	38
Randy McMichael	10/19/03	NEW ENGLAND	8	102	0	22
Marty Booker	11/13/05	NEW ENGLAND	5	102	0	35
Jim Mandich	9/29/74	at San Diego	4	101	0	44
* Tony Nathan	1/4/86	CLEVELAND	10	101	0	39
Tony Nathan	9/28/86	SAN FRANCISCO	10	101	0	18
Mark Duper	10/19/86	L.A. RAIDERS	4	101	0	44
Tony Martin	9/13/99	at Denver	4	101	0	40
Chris Chambers	11/25/01	at Buffalo	5	101	2	32t
Chris Chambers	11/27/05	at Oakland	6	101	0	24
Chris Chambers	9/23/07	at N.Y. Jets	6	101	0	26
Mark Duper	11/1/87	PITTSBURGH	5	100	1	50t
Mark Clayton	9/29/91	at N.Y. Jets	7	100	1	25
Mark Duper	11/16/92	BUFFALO	5	100	0	55
Keith Jackson	9/18/94	N.Y. JETS	6	100	0	35
Charles Jordan	9/14/97	at Green Bay	4	100	1	44

100-PLUS RUSHING YARDS

PLAYER	DATE	OPPONENT	ATT.	YDS.	TD	LG
Ricky Williams	12/1/02	at Buffalo	27	228	2	55t
Ricky Williams	12/9/02	CHICAGO	31	216	2	63t
* Lamar Smith	12/30/00	INDIANAPOLIS	40	209	2	24
+ Mercury Morris	9/30/73	NEW ENGLAND	15	197	3	70t
Ricky Williams	12/29/02	at New England	31	185	2	30
Gary Davis	12/17/77	BUFFALO	26	172	1	60t
Ricky Williams	12/24/05	TENNESSEE	26	172	1	35
Troy Stradford	11/22/87	at Dallas	17	169	1	51
Sammie Smith	9/9/90	at New England	23	159	1	27
Lamar Smith	1/6/02	BUFFALO	30	158	1	25
Ronnie Brown	11/5/06	at Chicago	29	157	0	27
Lamar Smith	10/23/00	at N.Y. Jets	23	155	2	68t
Ricky Williams	9/21/03	BUFFALO	42	153	1	21
Karim Abdul-Jabbar	12/22/96	at N.Y. Jets	30	152	1	17t
Abner Haynes	9/17/67	DENVER	12	151	2	65t
Delvin Williams	11/9/80	at Los Angeles	12	151	0	65
Ricky Williams	9/22/02	N.Y. JETS	24	151	1	53t
Bernie Parmalee	10/16/94	L.A. RAIDERS	30	150	0	26
Lorenzo Hampton	11/24/86	N.Y. JETS	19	148	2	54t
Mark Higgs	9/1/91	at Buffalo	30	146	1	20
** Larry Csonka	1/13/74	vs. Minnesota	33	145	2	14t
Lamar Smith	9/3/00	SEATTLE	27	145	1	36
Mercury Morris	11/11/73	BALTIMORE	12	144	2	53t
Delvin Williams	11/12/78	at Buffalo	26	144	2	26t
Lamar Smith	10/7/01	NEW ENGLAND	29	144	1	17
Ricky Williams	11/24/02	SAN DIEGO	29	143	2	19
Leroy Harris	12/5/77	BALTIMORE	17	140	1	77t
Benny Malone	10/9/77	at Baltimore	12	139	2	62t
Larry Csonka	10/24/71	at N.Y. Jets	20	137	2	21t
Delvin Williams	9/17/78	BUFFALO	24	135	1	18t
Ronnie Brown	9/30/07	OAKLAND	15	134	1	60
Ricky Williams	9/15/02	at Indianapolis	24	132	0	19
Ronnie Brown	9/25/05	CAROLINA	23	132	1	58
Mark Higgs	12/1/91	TAMPA BAY	25	131	1	19t
Andra Franklin	12/5/82	MINNESOTA	28	129	1	12t
Bernie Parmalee	12/12/94	KANSAS CITY	19	127	1	47t
Karim Abdul-Jabbar	11/15/98	at Carolina	25	127	1	30
Ronnie Brown	10/15/06	at N.Y. Jets	22	127	1	26

PLAYER	DATE	OPPONENT	ATT.	YDS.	TD	LG
Mercury Morris	10/5/75	at Green Bay	31	125	0	11
Lamar Smith	11/5/00	at Detroit	24	125	2	46t
Ricky Williams	9/14/03	at N.Y. Jets	34	125	1	22
Mercury Morris	10/26/75	at Buffalo	20	124	0	35
Karim Abdul-Jabbar	9/15/96	N.Y. JETS	23	124	2	29
Jesse Chatman	11/11/07	BUFFALO	27	124	0	23
Larry Csonka	12/2/74	CINCINNATI	24	123	0	24
Sammie Smith	11/5/89	INDIANAPOLIS	25	123	0	25
Bernie Parmalee	10/30/94	at New England	25	123	0	17
Sammy Morris	12/10/06	NEW ENGLAND	25	123	1	44
Larry Csonka	11/9/69	at Boston	16	121	1	54t
Jim Kiick	10/24/71	at N.Y. Jets	17	121	0	24
Don Nottingham	9/28/75	at New England	16	120	1	40t
Troy Stradford	12/7/87	N.Y. JETS	30	120	3	21
Bernie Parmalee	10/22/95	at N.Y. Jets	24	120	0	25
Benny Malone	10/31/76	NEW ENGLAND	21	119	0	17
Delvin Williams	9/3/78	at N.Y. Jets	11	119	1	58t
Tony Nathan	12/6/81	NEW ENGLAND	17	119	0	24
Larry Csonka	9/17/72	at Kansas City	21	118	1	17t
Benny Malone	10/24/76	at Tampa Bay	22	118	1	28
* Larry Csonka	12/30/73	OAKLAND	29	117	3	15
Mercury Morris	11/7/71	BUFFALO	13	116	1	45
Delvin Williams	10/22/78	at New England	19	116	1	24
Larry Csonka	12/6/70	NEW ENGLAND	21	115	1	30
Karim Abdul-Jabbar	9/1/96	NEW ENGLAND	26	115	1	14
Ronnie Brown	12/31/06	at Indianapolis	21	115	0	47
Larry Csonka	11/27/72	ST. LOUIS	16	114	0	20
Larry Csonka	10/15/73	at Cleveland	21	114	2	13
* Larry Csonka	12/21/74	at Oakland	24	114	0	26
Mercury Morris	10/19/75	at N.Y. Jets	16	114	1	49
Mark Higgs	10/24/93	INDIANAPOLIS	17	114	0	31
Ronnie Brown	10/7/07	at Houston	23	114	1	22
Mercury Morris	12/3/72	at New England	15	113	0	20
** Larry Csonka	1/14/73	vs. Washington	15	112	0	22
* Andra Franklin	1/8/83	NEW ENGLAND	26	112	1	13
Ronnie Brown	9/23/07	at N.Y. Jets	23	112	2	13
Jim Kiick	11/10/68	at Buffalo	23	111	1	25t
Benny Malone	10/3/76	L.A. RAMS	19	111	1	20
Mark Higgs	9/8/91	INDIANAPOLIS	27	111	0	24
Mark Higgs	9/20/92	L.A. RAMS	23	111	0	12
Ricky Williams	9/8/02	DETROIT	20	111	2	37
Ricky Williams	12/21/03	at Buffalo	29	111	0	22
Troy Stradford	11/1/87	PITTSBURGH	19	110	1	13
Ronnie Brown	12/25/06	N.Y. JETS	18	110	0	17
Lorenzo Hampton	12/22/86	NEW ENGLAND	13	109	0	20
Larry Csonka	11/30/70	at Atlanta	19	108	1	18
Jim Kiick	9/26/71	at Buffalo	20	108	0	16
Benny Malone	11/3/74	ATLANTA	24	108	1	13
Leroy Harris	11/20/77	at Cincinnati	20	108	0	16
Sammie Smith	12/30/90	INDIANAPOLIS	29	108	1	13
Mark Higgs	11/21/93	NEW ENGLAND	19	108	0	29
Karim Abdul-Jabbar	10/19/97	at Baltimore	22	108	3	15
Karim Abdul-Jabbar	9/6/98	at Indianapolis	23	108	1	16
Karim Abdul-Jabbar	9/20/98	PITTSBURGH	33	108	1	18
Ricky Williams	1/1/06	at New England	28	108	1	9
Larry Csonka	10/22/72	BUFFALO	18	107	1	21
Mercury Morris	11/19/72	N.Y. JETS	23	107	2	20t
Larry Csonka	11/4/73	at N.Y. Jets	19	107	0	16
Norm Bulaich	9/13/76	at Buffalo	19	107	0	26
Delvin Williams	10/9/78	CINCINNATI	24	107	0	19
Andra Franklin	12/12/82	at New England	23	107	0	15
Mark Higgs	11/8/92	at Indianapolis	20	107	1	22
Lamar Smith	12/10/01	INDIANAPOLIS	28	107	0	17
Ricky Williams	11/23/03	WASHINGTON	23	107	2	24t
Ricky Williams	12/15/03	PHILADELPHIA	18	107	1	45
Jim Kiick	11/2/69	at N.Y. Jets	15	106	0	27
Mercury Morris	11/5/72	at Buffalo	11	106	2	33

PLAYER	DATE	OPPONENT	ATT.	YDS.	TD	LG
* Mercury Morris	12/23/73	CINCINNATI	20	106	1	25
Larry Csonka	9/29/74	at San Diego	21	106	2	14
J.J. Johnson	11/21/99	NEW ENGLAND	31	106	1	14
Ronnie Brown	10/30/05	at New Orleans	23	106	0	35
Benny Malone	10/16/77	N.Y. JETS	22	105	1	15t
Joe Carter	10/14/84	HOUSTON	13	105	1	25
Ricky Williams	10/6/02	NEW ENGLAND	36	105	0	12
Ricky Williams	11/16/03	BALTIMORE	36	105	0	16
Jim Kiick	10/6/68	at Houston	26	104	0	12
Larry Csonka	11/29/71	CHICAGO	16	104	1	19
Larry Csonka	9/16/73	SAN FRANCISCO	22	104	0	25
Benny Malone	10/27/74	BALTIMORE	19	104	1	23t
Benny Malone	12/8/74	at Baltimore	17	104	0	17
Gary Davis	11/24/77	at St. Louis	20	104	0	16
Karim Abdul-Jabbar	11/3/96	at New England	29	104	2	15
Ricky Williams	11/27/03	at Dallas	31	104	0	15
Larry Csonka	9/26/71	at Buffalo	20	103	1	17
Andra Franklin	9/12/82	at N.Y. Jets	28	103	2	18
Bernie Parmalee	11/5/95	at San Diego	19	103	0	40
Karim Abdul-Jabbar	11/9/97	N.Y. JETS	25	103	2	13
Larry Csonka	10/8/72	at N.Y. Jets	18	102	0	15
Don Nottingham	10/27/74	BALTIMORE	19	102	1	24
Don Nottingham	10/5/75	at Green Bay	21	102	3	14
Bernie Parmalee	11/26/95	at Indianapolis	20	102	0	15
Ricky Williams	11/17/02	BALTIMORE	26	102	2	18
Andra Franklin	11/1/81	BALTIMORE	23	101	0	15
Ricky Williams	12/15/02	OAKLAND	27	101	0	16
Ronnie Brown	10/14/07	at Cleveland	19	101	0	15
Mercury Morris	10/28/73	at New England	14	100	1	11
Terry Kirby	9/18/94	N.Y. JETS	15	100	1	30
Lamar Smith	12/3/00	at Buffalo	28	100	0	22

* Playoff game

** Super Bowl

+ Single-game record by two rushers, 277 yards; includes Larry Csonka 18 for 80.

OPPONENTS INDIVIDUAL RECORDS

The following individual records relate solely to service against the Miami Dolphins. They include National Football League regular-season statistics only – with the exception of those single-game records marked by “*” or “**”.

* Playoff game

** Super Bowl

RUSHING

MOST RUSHING YARDS

Career

- 1,620 Thurman Thomas, Buffalo (20 games), 364 attempts
- 1,507 Freeman McNeil, N.Y. Jets (21 games), 281 attempts
- 1,507 Curtis Martin, N.E., N.Y. Jets (20 games), 409 attempts
- 1,177 O.J. Simpson, Buffalo (17 games), 240 attempts
- 1,065 Eric Dickerson, L.A. Rams, Ind., L.A. Raiders (11 games), 231 attempts

Game

- 203 O.J. Simpson, Buffalo (12/5/76 at Miami), 24 attempts

- 203 Rueben Mayes, New Orleans (12/7/86 at New Orleans), 28 attempts

- 199 Earl Campbell, Houston (11/20/78 at Houston), 28 attempts

- *199 Terrell Davis, Denver (1/9/99 at Denver), 21 attempts

- 179 Justin Fargas, Oakland (9/30/07 at Miami), 22 attempts

MOST RUSHING ATTEMPTS

Career

- 409 Curtis Martin, N.E., N.Y. Jets (20 games)
- 364 Thurman Thomas, Buffalo (20 games)
- 281 Freeman McNeil, N.Y. Jets (21 games)
- 240 O.J. Simpson, Buffalo (17 games)
- 235 Lydell Mitchell, S.D., Balt. (eight games)

Game

- **38 John Riggins, Washington (1/30/83 at Pasadena), 166 yards
- 38 Lee Suggs, Cleveland (12/26/04 at Miami), 143 yards
- 36 James Jones, Detroit (10/27/85 at Detroit), 114 yards
- 36 Curtis Martin, N.Y. Jets (10/4/98 at New York), 108 yards

- 35 Lydell Mitchell, Baltimore (12/9/73 at Baltimore), 104 yards
- 35 Thurman Thomas, Buffalo (12/17/95 at Buffalo), 148 yards
- 35 Travis Henry, Buffalo (12/1/02 at Buffalo), 151 yards

MOST RUSHING TOUCHDOWNS

Career

- 13 Curtis Martin, N.E., N.Y. Jets (20 games)
- 6 Jim Nance, Boston, N.Y. Jets (10 games)
- 8 Thurman Thomas, Buffalo (20 games)
- 7 Marcus Allen, Oak./L.A. Raiders, K.C. (eight games)
- 6 Eric Dickerson, L.A. Rams, Ind., L.A. Raiders (11 games)
- 6 Lydell Mitchell, S.D., Balt. (12 games)
- 6 Kenneth Davis, G.B., Buff. (13 games)

Game

- 4 Earl Campbell, Houston (11/20/78 at Houston)
- 3 Paul Robinson, Cincinnati (11/17/68 at Cincinnati)
- 3 Don McCauley, Baltimore (11/23/75 at Miami)
- 3 Marcus Allen, L.A. Raiders (12/2/84 at Miami)
- 3 Merrill Hoge, Pittsburgh (11/26/89 at Miami)
- 3 Earnest Byner, Washington (12/2/90 at Washington)
- 3 Rod Bernstine, San Diego (12/15/91 at San Diego)
- 3 Kenneth Davis, Buffalo (12/19/93 at Miami)
- 3 Natrone Means, San Diego (12/27/93 at San Diego)
- 3 Curtis Martin, New England (11/3/96 at New England)
- 3 Daunte Culpepper, Oakland (9/30/07 at Miami)

HIGHEST RUSHING AVERAGE

Career (minimum 125 attempts)

- 5.4 Freeman McNeil, N.Y. Jets (21 games), 281/1,507 yards
- 5.2 Jim Nance, Bost., N.Y. Jets (10 games), 167/867 yards
- 5.0 O.J. Simpson, Buffalo (17 games), 240/1,177 yards

Game (minimum 10 attempts)

- 11.1 Laurence Maroney, N. England (12/23/07 at New England), 14/156 yards
- 10.4 Curtis Brown, Buffalo (11/12/78 at Buffalo), 11/114 yards
- 10.2 Johnny Hector, N.Y. Jets (12/22/91 at Miami), 13/132 yards
- *10.1 Earnest Byner, Cleveland (1/4/86 at Miami), 16/161 yards

MOST 100-YARD RUSHING GAMES

- 7 Eric Dickerson, L.A. Rams, Ind., L.A. Raiders (11 games)
- 6 Thurman Thomas, Buffalo (20 games)
- 5 Freeman McNeil, N.Y. Jets (21 games)
- 5 Jim Nance, Bost., N.Y. Jets (10 games)
- 5 Curtis Martin, N.E., N.Y. Jets (20 games)

LONGEST RUNS FROM SCRIMMAGE

- *90t Fred Taylor, Jacksonville (1/15/00 at Jacksonville)
- 81t Earl Campbell, Houston (11/20/78 at Houston)
- 80t Carl Garrett, Boston (11/9/69 at Boston)
- 77t Fred Taylor, Jacksonville (10/12/98 at Jacksonville)
- 76t Robert Holmes, Kansas City (9/28/68 at Miami)
- 75t O.J. Simpson, Buffalo (12/5/76 at Miami)
- 75t Reuben Droughns, Cleveland (11/20/05 at Cleveland)
- 70t Ahman Green, Green Bay (10/22/06 at Miami)
- *66t Earnest Byner, Cleveland (1/4/86 at Miami)
- 65t Natrone Means, San Diego (12/27/93 at San Diego)

PASSING

MOST YARDS PASSING

Career

- 5,398 Drew Bledsoe, N.E., Buff. (22 games)
- 4,902 Joe Ferguson, Buff., T.B., Ind. (25 games)
- 4,560 Jim Kelly, Buffalo (20 games)
- 3,837 Ken O'Brien, N.Y. Jets, Phil. (16 games)
- 3,709 Steve Grogan, New England (22 games)

Game

- 479 Ken O'Brien, N.Y. Jets (9/21/86 at New York), 29 of 43
- 436 James Harris, L.A. Rams (10/3/76 at Miami), 17 of 29
- *433 Dan Fouts, San Diego (1/2/82 at Miami), 33 of 53
- 423 Drew Bledsoe, New England (11/23/98 at New England), 28 of 54
- 421 Drew Bledsoe, New England (9/4/94 at Miami), 32 of 51

MOST PASS ATTEMPTS

Career

- 765 Drew Bledsoe, N.E., Buff. (22 games)
- 723 Joe Ferguson, Buff., T.B., Ind. (25 games)
- 621 Jim Kelly, Buffalo (20 games)
- 535 Steve Grogan, New England (22 games)
- 489 Ken O'Brien, N.Y. Jets, Phil. (16 games)

Game

- 59 Vinny Testaverde, N.Y. Jets (10/23/00 at New York), 36 completions
- 56 Dan Fouts, San Diego (11/18/84 at San Diego), 37 completions
- 55 Joe Ferguson, Buffalo (10/9/83 at Miami), 38 completions
- 55 Steve Bono, Kansas City (12/12/94 at Miami), 33 completions
- 54 Drew Bledsoe, New England (11/23/98 at New England), 28 completions

MOST PASS COMPLETIONS

Career

- 418 Joe Ferguson, Buff., T.B., Ind. (25 games)
- 412 Drew Bledsoe, N.E., Buff. (22 games)
- 388 Jim Kelly, Buffalo (20 games)
- 303 Ken O'Brien, N.Y. Jets, Phil. (16 games)
- 280 Steve Grogan, New England (22 games)

Game

- 38 Joe Ferguson, Buffalo (10/9/83 at Miami), 55 attempts
- 37 Dan Fouts, San Diego (11/18/84 at San Diego), 56 attempts
- 36 Vinny Testaverde, N.Y. Jets (10/23/00 at New York), 59 attempts
- 35 Drew Brees, San Diego (12/11/05 at San Diego), 52 attempts
- *33 Dan Fouts, San Diego (1/2/82 at Miami), 53 attempts
- 33 Steve Bono, Kansas City (12/12/94 at Miami), 55 attempts
- 33 Troy Aikman, Dallas (10/27/96 at Miami), 41 attempts

MOST CONSECUTIVE PASS COMPLETIONS

- 15 Steve DeBerg, San Francisco (11/16/80 at Miami)

MOST TOUCHDOWN PASSES**Career**

- 30 Drew Bledsoe, N.E., Buff. (22 games)
- 26 Joe Ferguson, Buff., T.B., Ind. (25 games)
- 25 Ken O'Brien, N.Y. Jets, Phil. (16 games)
- 25 Tom Brady, New England (14 games)
- 24 Jim Kelly, Buffalo (20 games)

Game

- 6 Tom Brady, New England (10/21/07 at Miami)
- 5 Len Dawson, Kansas City (10/8/67 at Kansas City)
- 5 Babe Parilli, Boston (10/15/67 at Boston)
- 5 Joe Ferguson, Buffalo (10/9/83 at Miami)
- 5 Vinny Testaverde, N.Y. Jets (10/23/00 at New York)
- 5 Trent Green, Kansas City (9/29/02 at Kansas City)

MOST PASSES HAD INTERCEPTED**Career**

- 33 Joe Ferguson, Buff., T.B., Ind. (25 games)
- 28 Drew Bledsoe, N.E., Buff. (22 games)
- 25 Richard Todd, N.Y. Jets (14 games)
- 25 Joe Namath, N.Y. Jets (16 games)
- 25 Steve Grogan, New England (22 games)

Game

- 6 Joe Namath, N.Y. Jets (10/19/75 at New York), 24 attempts
- 6 Donald Hollas, Oakland (12/6/98 at Oakland), 31 attempts
- *5 Mike Phipps, Cleveland (12/24/72 at Miami), 23 attempts
- 5 Bill Troup, Baltimore (9/10/78 at Baltimore), 33 attempts
- 5 Ken Stabler, Oakland (12/10/78 at Miami), 36 attempts
- *5 Dan Fouts, San Diego (1/6/83 at Miami), 34 attempts
- *5 Richard Todd, N.Y. Jets (1/23/83 at Miami), 37 attempts
- 5 Richard Todd, N.Y. Jets (10/16/83 at New York), 26 attempts
- 5 Drew Bledsoe, New England (11/21/99 at Miami), 34 attempts

HIGHEST COMPLETION PERCENTAGE**Career (minimum 100 completions)**

- 69.9 Troy Aikman, Dallas (four games), 102 of 146 attempts
- 68.9 Warren Moon, Hou., Minn. (six games), 102 of 148 attempts
- 65.3 Bernie Kosar, Cleveland (seven games), 130 of 199 attempts
- 62.4 Jim Kelly, Buffalo (20 games), 388 of 621 attempts
- 62.4 Dan Fouts, San Diego (six games), 136 of 218 attempts

Game (minimum 12 completions)

- 86.7 Joe Namath, N.Y. Jets (10/22/67 at Miami), 13 of 15
- 85.7 Ben Roethlisberger, Pittsburgh (11/26/07 at Pittsburgh), 18 of 21
- 84.0 Tom Brady, New England (10/21/07 at Miami), 21 of 25
- 82.6 Warren Moon, Houston (10/1/89 at Houston), 19 of 23
- 80.5 Troy Aikman, Dallas (10/27/96 at Miami), 33 of 41

MOST 300-YARD PASSING GAMES**Career**

- 6 Drew Bledsoe, N.E., Buff. (22 games)
- 3 Ken O'Brien, N.Y. Jets, Phil. (16 games)
- 3 Joe Ferguson, Buff., T.B., Ind. (25 games)
- 3 Jim Kelly, Buffalo (20 games)
- 3 Vinny Testaverde, T.B., Clev., Bal., N.Y. Jets (11 games)

LONGEST PASS PLAYS

- 93t Mike Livingston to Otis Taylor, 79 yards; lateral to Robert Holmes, 14 yards (10/19/69 at Kansas City)
- 92t Joe Ferguson to Frank Lewis (9/17/78 vs. Buffalo)
- 89t Len Dawson to Otis Taylor (11/13/66 at Kansas City)
- 89t Joe Namath to Richard Caster (10/7/74 at N.Y. Jets)
- 87t Charlie Batch to Heath Miller (9/7/06 at Pittsburgh)
- 84t Drew Bledsoe to Ben Coates (11/3/96 at New England)
- 83t Jim Kelly to Andre Reed (12/4/94 vs. Buffalo)
- *82t Daryle Lamonica to Rod Sherman (12/27/70 at Oakland)
- 82t Dan Pastorini to Charlie Joiner (9/24/72 vs. Houston)
- 82t Tom Brady to Troy Brown (10/19/03 vs. New England)
- 80t Sam Wyche to Bob Trumpy (11/17/68 vs. Cincinnati)
- 80t Ken Anderson to Isaac Curtis (11/28/83 vs. Cincinnati)
- 80t Warren Moon to Butch Woolfolk (9/8/85 at Houston)
- 80t Mike Pagel to Wayne Capers (11/17/85 at Indianapolis)
- 80t John Friesz to Brian Blades (10/6/96 vs. Seattle)
- 80t Alex Van Pelt to Eric Moulds (11/25/01 at Buffalo)

RECEIVING

MOST RECEPTIONS

Career

- 122 Andre Reed, Buffalo (28 games)
- 84 Marvin Harrison, Indianapolis (15 games)
- 78 Al Toon, N.Y. Jets (14 games)
- 73 Eric Moulds, Buff., Hou. (21 games)
- 72 Wayne Chrebet, N.Y. Jets (20 games)

Game

- 15 Isaac Bruce, St. Louis (12/24/95 at St. Louis), 210 yards
- 14 Al Toon, N.Y. Jets (11/27/88 at New York), 181 yards
- *13 Kellen Winslow, San Diego (1/2/82 at Miami), 166 yards
- 13 Antonio Gates, San Diego (12/11/05 at San Diego), 123 yards
- 12 Eric Sievers, San Diego (11/18/84 at Miami), 119 yards

- 12 Michael Irvin, Dallas (10/27/96 at Miami), 186 yards
- 12 Richie Anderson, N.Y. Jets (10/23/00 at New York), 109 yards

MOST RECEIVING YARDS

Career

- 1,731 Andre Reed, Buffalo (28 games), 122 receptions
- 1,423 Stanley Morgan, N.E., Ind. (23 games), 71 receptions
- 1,342 Wesley Walker, N.Y. Jets (18 games), 70 receptions
- 1,221 Eric Moulds, Buff., Hou. (21 games), 73 receptions
- 1,133 Marvin Harrison, Ind. (15 games), 84 receptions

Game

- *240 Eric Moulds, Buffalo (1/2/99 at Miami), 9 receptions
- 220 Ron Jessie, Los Angeles (10/3/76 at Miami), 7 receptions
- 210 Isaac Bruce, St. Louis (12/24/95 at St. Louis), 15 receptions
- 196 Eric Moulds, Buffalo (11/25/01 at Buffalo), 6 receptions
- 194 Wesley Walker, N.Y. Jets (9/21/86 at New York), 6 receptions

MOST RECEIVING TOUCHDOWNS

Career

- 17 Wesley Walker, N.Y. Jets (18 games), 70 receptions
- 13 Irving Fryar, N.E., Phil., Wash. (20 games), 61 receptions
- 11 Eric Moulds, Buff., Hou. (21 games), 73 receptions
- 10 Andre Reed, Buffalo (28 games), 122 receptions
- 10 Laveraneus Coles, N.Y. Jets, Wash. (12 games), 47 receptions

Game

- 4 Jimmie Giles, Tampa Bay (10/20/85 at Miami)
- 4 Wesley Walker, N.Y. Jets (9/21/86 at New York)

- 4 Irving Fryar, Philadelphia (10/20/96 at Philadelphia)
- 3 14 times; last by Braylon Edwards, Cleveland (10/14/07 at Cleveland)

HIGHEST RECEIVING AVERAGE

Career (minimum 40 receptions)

- 20.0 Stanley Morgan, N.E., Ind. (23 games), 71/1,423 yards
- 19.2 Wesley Walker, N.Y. Jets (18 games), 70/1,342 yards
- 17.3 Shawn Jefferson, S.D., N.E. (12 games), 42/727 yards
- 16.73 Eric Moulds, Buff., Hou. (21 games), 73/1,221 yards
- 16.65 Rob Moore, N.Y. Jets, Ariz. (12 games), 48/799 yards

Game (minimum three receptions)

- 43.3 Theo Bell, Pittsburgh (11/30/80 at Pittsburgh), 4/173 yards
- 40.0 Butch Woolfolk, Houston (9/8/85 at Houston), 3/120 yards
- 39.0 Richard Caster, N.Y. Jets (10/7/74 at Miami), 3/117 yards
- 38.0 Stanley Morgan, New England (10/21/84 at New England), 3/114 yards

MOST 100-YARD RECEIVING GAMES

- 5 Al Toon, N.Y. Jets (14 games)
- 5 Andre Reed, Buffalo (28 games)
- 5 Stanley Morgan, N.E., Ind. (23 games)
- 4 Wesley Walker, N.Y. Jets (18 games)
- 4 Marvin Harrison, Indianapolis (15 games)
- 3 Otis Taylor, Kansas City (six games)
- 3 Tim Brown, Oakland (10 games)
- 3 Wayne Chrebet, N.Y. Jets (20 games)

FIELD GOALS

MOST FIELD GOALS

Game

- 5 Roy Gerela, Houston (9/28/69 at Houston), 5 attempts
- 5 Dean Biasucci, Indianapolis (9/25/88 at Indianapolis), 6 attempts
- *5 Steve Christie, Buffalo (1/17/93 at Miami), 6 attempts
- 5 Jason Elam, Denver (10/13/02 at Denver), 5 attempts
- 5 Kris Brown, Houston (9/7/03 at Miami), 7 attempts
- 5 Kris Brown, Houston (10/7/07 at Houston), 5 attempts
- 4 10 times; last by Mike Nugent, N.Y. Jets (12/2/07 at Miami), 4 attempts

LONGEST FIELD GOALS

- 59 Steve Christie, Buffalo (9/26/93 at Buffalo)
- 57 Kris Brown, Houston (10/7/07 at Houston)
- 55 Dean Biasucci, Indianapolis (12/30/90 at Miami)
- 55 Matt Bahr, New England (11/12/95 at Miami)
- 55 Jason Elam, Denver (10/13/02 at Denver)

INTERCEPTIONS

MOST INTERCEPTIONS

Career

- 9 Nate Clements, Buffalo (12 games)
- 7 Johnny Robinson, Kansas City (six games)
- 6 Raymond Clayborn, N.E., Clev. (16 games)
- 6 Willie Brown, Oakland (10 games)
- 6 Ronnie Lippett, New England (16 games)
- 6 Mike Prior, Ind., G.B. (12 games)
- 6 Victor Green, N.Y. Jets, N.E. (19 games)
- 6 Marcus Coleman, N.Y. Jets (13 games)

Game

- 3 Clarence Duren, San Diego (10/30/77 at Miami), 45 yards
- 3 Jeff Nixon, Buffalo (9/7/80 at Buffalo), 51 yards
- 3 Erik McMillan, N.Y. Jets (10/23/88 at Miami), 57 yards
- 3 Marcus Coleman, N.Y. Jets (10/23/00 at N.Y. Jets), 7 yards
- 3 Greg Wesley, Kansas City (9/29/02 at Kansas City), 71 yards
- 3 Nate Clements, Buffalo (10/20/02 at Miami), 39 yards

MOST INTERCEPTION RETURN YARDS

Game

- 151 Mike Haynes, L.A. Raiders (12/2/84 at Miami), 2 interceptions

LONGEST INTERCEPTION RETURNS

- 102t Eddie Anderson, L.A. Raiders (12/14/92 at Miami), Dan Marino
- 100t Aaron Glenn, N.Y. Jets (9/15/96 at Miami), Dan Marino
- 100t Jimmy Hitchcock, New England (11/23/97 at New England), Dan Marino
- 98t Marcus Coleman, N.Y. Jets (12/27/99 at Miami), Dan Marino
- 97t Mike Haynes, L.A. Raiders (12/2/84 at Miami), Dan Marino
- 97t Najee Mustafaa, Cleveland (10/10/93 at Cleveland), Scott Mitchell
- 90t Steve Emtman, Indianapolis (10/25/92 at Miami), Dan Marino
- *90t Tory James, Oakland (1/6/01 at Oakland), Jay Fiedler
- 89t Darren Sharper, Green Bay (11/4/02 at Green Bay), Ray Lucas
- 87 Victor Green, N.Y. Jets (12/13/98 at Miami), Dan Marino

LONGEST PLAYS

PUNTS

- 89 Luke Prestridge, New England (10/21/84 at New England)

- 80 Chris Mohr, Buffalo (10/13/96 at Buffalo)
- 73 Rich Camarillo, New England (9/13/87 at New England)
- 73 Josh Miller, Pittsburgh (9/20/98 at Miami)
- 73 Todd Sauerbrun, Carolina (11/4/01 at Miami)
- 72 Rohn Stark, Indianapolis (9/23/84 at Miami)

PUNT RETURNS

- 84t Clarence Verdin, Indianapolis (10/25/92 at Miami)
- 83t Billy Johnson, Houston (11/16/75 at Houston)
- 80t Ron Gardin, Baltimore (11/1/70 at Baltimore)
- 75t Dewell Brewer, Indianapolis (12/18/94 at Indianapolis)
- 72t Butch Byrd, Buffalo (9/18/66 at Buffalo)
- 70t Robbie Martin, Indianapolis (11/17/85 at Indianapolis)
- 64t Kevin Williams, Dallas (11/25/93 at Dallas)
- *56t Wes Chandler, San Diego (1/2/82 at Miami)

KICKOFF RETURNS

- 104t Terrence McGee, Buffalo (12/5/04 at Miami)
- 102t Harold Hart, Oakland (9/22/75 at Oakland)
- 99t Jim Duncan, Baltimore (11/1/70 at Baltimore)
- 98t Leon Washington, N.Y. Jets (9/23/07 at N.Y. Jets)
- 97t Terrence Wilkins, Indianapolis (10/10/99 at Indianapolis)

FUMBLE RETURNS

- 100t Chris Martin, Kansas City (10/13/91 at Kansas City), Sammie Smith
- *79t Neil Smith, Denver (1/9/99 at Denver), Oronde Gadsden
- 66t Greg Townsend, L.A. Raiders (9/19/83 at L.A. Raiders), David Woodley
- 62t Hugh Douglas, N.Y. Jets (12/22/96 at N.Y. Jets), Stanley Pritchett
- 59t Gabe Northern, Buffalo (10/4/99 at Miami), Dan Marino
- 58t Rick Redman, San Diego (10/2/66 at San Diego), Dick Wood
- 58 Randy McClanahan, Buffalo (11/12/78 at Buffalo), Bob Griesse

BLOCKED FIELD GOALS

- 78t George Radachowsky, N.Y. Jets (9/24/89 at Miami), Pete Stoyanovich
- 76t Charles Romes, Buffalo (9/2/79 at Buffalo), Uwe von Schamann

OPPONENTS TOP TENS

RUSHING

PLAYER	TEAMS	GAMES	NO.	YDS.	AVG.	LG	TD
1. Thurman Thomas	Buffalo	20	364	1620	4.5	30t	8
2. Freeman McNeil	N.Y. Jets	21	281	1507	5.4	58	2
3. Curtis Martin	New England, N.Y. Jets	20	409	1504	3.7	37	13
4. O.J. Simpson	Buffalo	17	240	1177	4.9	75t	4
5. Eric Dickerson	L.A. Rams, Ind., L.A. Raid.	11	231	1065	4.6	40	6
6. Lydell Mitchell	San Diego Baltimore	12	235	912	3.9	64t	6
7. Jim Nance	N.Y. Jets, Boston	10	167	867	5.2	30t	8
8. Antowain Smith	Buffalo, N.E., N.O.	14	232	822	3.5	44	4
9. Marshall Faulk	Indianapolis, St. Louis	10	193	737	3.8	40	4
10. Edgerrin James	Indianapolis	6	159	668	4.2	41t	3

PASSING

PLAYER	TEAMS	GAMES	ATT.	COMP.	YDS.	PCT.	TD	INT.
1. Drew Bledsoe	New England, Buffalo	22	765	412	5398	53.9	30	28
2. Joe Ferguson	Buffalo, T.B., Ind.	25	723	418	4902	57.8	26	33
3. Jim Kelly	Buffalo	20	621	388	4560	62.5	24	19
4. Ken O'Brien	N.Y. Jets, Philadelphia	16	489	303	3837	62.0	25	13
5. Steve Grogan	New England	22	535	280	3709	52.3	21	25
6. Joe Namath	N.Y. Jets	16	388	201	2952	51.8	19	25
7. Richard Todd	N.Y. Jets	14	354	203	2718	57.3	18	25
8. Peyton Manning	Indianapolis	11	378	230	2654	60.8	16	18
9. Tom Brady	New England	14	387	221	2447	57.1	25	13
10. Bert Jones	Baltimore, L.A. Rams	13	326	188	2388	57.7	15	6

RECEPTIONS

PLAYER	TEAMS	GAMES	NO.	YDS.	AVG.	LG	TD
1. Andre Reed	Buffalo	28	122	1731	14.2	83t	10
2. Marvin Harrison	Indianapolis	15	84	1133	13.5	45	9
3. Al Toon	N.Y. Jets	14	78	1094	14.0	44t	3
4. Eric Moulds	Buffalo, Houston	21	73	1221	16.7	80t	11
5. Wayne Chrebet	N.Y. Jets	20	72	991	13.8	70	8
6. Stanley Morgan	New England, Indianapolis	23	71	1423	20.0	76t	6
7. Wesley Walker	N.Y. Jets	18	70	1342	19.2	71t	17
8. Thurman Thomas	Buffalo	20	67	745	11.1	50t	3
9. Bill Brooks	Indianapolis, Buffalo	20	63	658	10.4	47	3
10. Irving Fryar	N.E., Phil., Wash.	20	61	978	16.0	54t	13
Ben Coates	New England, Baltimore	15	61	790	13.0	84t	9

RECEIVING YARDS

PLAYER	TEAMS	GAMES	YDS.	REC.	AVG.	LG	TD
1. Andre Reed	Buffalo	28	1731	122	14.2	83t	10
2. Stanley Morgan	N.E., Indianapolis	23	1423	71	20.0	76t	6
3. Wesley Walker	N.Y. Jets	18	1342	70	19.2	71t	17
4. Eric Moulds	Buffalo, Houston	21	1221	73	16.7	80t	11
5. Al Toon	N.Y. Jets	14	1094	78	14.0	44t	3
6. Marvin Harrison	Indianapolis	15	1133	84	13.5	45	9
7. Wayne Chrebet	N.Y. Jets	20	991	72	13.8	70	8
8. Irving Fryar	N.E., Phil. Wash.	20	978	61	16.0	54t	13
9. Frank Lewis	Pittsburgh, Buffalo	14	830	46	18.0	92t	2
10. Rob Moore	N.Y. Jets, Arizona	12	799	48	16.6	51	4

TWO DOLPHINS NAMED PRO BOWL MVP

Two Dolphins have been named Most Valuable Player in the Pro Bowl. The first to do it was kicker Garo Yepremian, who accomplished the feat in the 1974 game, when he kicked five field goals, including a 42-yarder with 21 seconds remaining, lifting the AFC to a 15-13 victory over the NFC. Almost 30 years later, running back Ricky Williams duplicated the achievement, when he rushed for 56 yards and two touchdowns, and forced a fumble on special teams, en route to the AFC's 45-20 triumph in the 2003 contest, following the 2002 season.

OPPONENTS OUTSTANDING PERFORMANCES

300-PLUS PASSING YARDS

PLAYER	TEAM	DATE	ATT.	COMP.	YDS.	TD	INT.	LG
Ken O'Brien	N.Y. Jets	9/21/86	43	29	479	4	1	65t
James Harris	L.A. Rams	10/3/76	29	17	436	2	1	58
* Dan Fouts	San Diego	1/2/82	55	33	433	4	1	43
Drew Bledsoe	New England	11/23/98	54	28	423	2	2	49
Drew Bledsoe	New England	9/4/94	51	32	421	4	2	62t
Joe Ferguson	Buffalo	10/9/83	55	38	419	5	1	35
Drew Bledsoe	New England	11/3/96	41	30	419	3	2	84t
Joe Namath	N.Y. Jets	10/1/67	39	23	415	3	1	62
Bernie Kosar	Cleveland	11/10/86	50	32	401	0	0	44
Ken O'Brien	N.Y. Jets	11/10/85	43	26	393	2	0	44
Boomer Esiason	N.Y. Jets	11/27/94	41	26	382	2	2	69
Elvis Grbac	San Francisco	11/20/95	41	31	382	4	0	47t
Jim Kelly	Buffalo	9/1/91	39	29	381	2	1	54t
Dan Fouts	San Diego	11/18/84	56	37	380	4	1	44
Vinny Testaverde	N.Y. Jets	10/23/00	59	36	378	5	3	30t
Vinny Testaverde	N.Y. Jets	9/14/03	45	29	373	1	1	61
Steve DeBerg	Tampa Bay	10/20/85	32	19	365	4	1	57
Troy Aikman	Dallas	10/27/96	41	33	363	3	0	61
Brett Favre	Green Bay	9/11/94	51	31	362	2	1	35
* Doug Flutie	Buffalo	1/2/99	36	21	360	1	1	65
Jim Kelly	Buffalo	10/25/87	39	29	359	2	0	34
Dennis Shaw	Buffalo	10/18/70	32	24	358	2	2	48
Brian Sipe	Cleveland	11/18/79	42	23	358	3	0	54
Bert Jones	Baltimore	9/27/81	27	20	357	3	1	67t
Steve Grogan	New England	11/8/81	40	23	355	1	4	76t
Daunte Culpepper	Minnesota	9/10/00	37	23	355	1	3	42
Danny White	Dallas	10/25/81	32	22	354	3	1	38
Tom Brady	New England	10/21/07	25	21	354	6	0	50t
Steve Grogan	New England	11/29/79	39	21	350	3	2	38
Daryle Lamonica	Oakland	9/21/68	24	15	344	4	0	73t
Mike Tomczak	Pittsburgh	11/20/94	42	26	343	0	0	40
Erik Kramer	Chicago	10/27/97	50	32	343	2	0	54
Ken Anderson	Cincinnati	11/28/83	36	23	342	1	2	80t
Pat Ryan	N.Y. Jets	11/27/88	43	27	341	2	1	35
Tony Eason	New England	9/17/89	49	25	341	1	1	45
* Jim Kelly	Buffalo	11/2/91	29	19	339	3	1	44
Joe Ferguson	Buffalo	10/12/81	29	20	338	3	0	65t
Brian Griese	Denver	10/13/02	46	27	335	1	2	52
Steve Bartkowski	Atlanta	9/21/80	36	18	332	2	0	53
Joe Ferguson	Buffalo	12/7/77	40	25	331	3	1	27
** Joe Montana	San Francisco	10/20/85	35	24	331	3	0	34
Vinny Testaverde	Baltimore	10/19/97	47	32	331	1	0	34t
Ken O'Brien	N.Y. Jets	9/24/89	37	27	329	3	1	37t
Drew Bledsoe	New England	1/2/94	43	27	329	4	1	42
Kurt Warner	St. Louis	9/30/01	31	24	328	4	0	45t
Trent Green	Kansas City	9/29/02	34	24	328	5	0	46
Brooks Bollinger	N.Y. Jets	12/18/05	42	28	327	2	0	60
Bruce Matheson	Seattle	10/4/87	42	20	326	2	3	30
Warren Moon	Minnesota	9/25/94	37	26	326	3	0	44
Neil O'Donnell	N.Y. Jets	9/15/96	44	25	325	3	3	78t
Boomer Esiason	N.Y. Jets	9/12/93	33	22	323	2	1	51
Glenn Foley	N.Y. Jets	11/9/97	48	25	322	1	1	33
Mark Rypien	St. Louis	12/24/95	42	27	320	2	1	31
Jim Harbaugh	Indianapolis	10/8/95	33	25	319	3	0	47t
Neil O'Donnell	N.Y. Jets	10/12/97	37	24	319	2	0	70
Carson Palmer	Cincinnati	12/30/07	32	23	316	3	1	70t
Steve Bono	Kansas City	12/12/94	55	33	314	2	3	22t
* Joe Montana	Kansas City	12/31/94	37	26	314	2	1	57t
Dan Fouts	San Diego	10/15/78	30	22	313	1	2	46
Tony Eason	New England	10/21/84	29	19	313	3	0	76t
* Mark Malone	Pittsburgh	1/6/85	36	20	312	3	3	29t

PLAYER	TEAM	DATE	ATT.	COMP.	YDS.	TD	INT.	LG
Drew Bledsoe	New England	12/24/00	34	18	312	2	2	59
Richard Todd	N.Y. Jets	10/4/81	39	28	310	4	1	46
Alex Van Pelt	Buffalo	11/25/01	34	21	309	3	1	80t
Mike Livingston	Kansas City	10/19/69	34	17	308	1	1	93t
Neil Lomax	St. Louis	9/30/84	37	22	308	1	0	29
* Dan Pastorini	Houston	12/24/78	29	20	306	1	0	34
Jim Kelly	Buffalo	10/4/92	48	25	306	1	4	28
Drew Bledsoe	Buffalo	12/1/02	27	15	306	3	0	73t
Greg Landry	Baltimore	11/25/79	42	25	304	3	2	31t
Sonny Jurgensen	Washington	10/13/74	39	26	303	2	3	37
Peyton Manning	Indianapolis	9/6/98	37	21	302	1	3	42
Pat Ryan	N.Y. Jets	10/4/87	49	30	301	4	2	35t

100-PLUS RECEIVING YARDS

PLAYER	TEAM	DATE	NO.	YDS.	TD	LG
* Eric Moulds	Buffalo	1/2/99	9	240	1	65
Ron Jessie	L.A. Rams	10/3/76	7	220	2	58t
Isaac Bruce	St. Louis	12/24/95	15	210	1	31
Eric Moulds	Buffalo	11/25/01	6	196	2	80t
Wesley Walker	N.Y. Jets	9/21/86	6	194	4	65t
Michael Irvin	Dallas	10/27/96	12	186	1	61
Stanley Morgan	New England	11/8/81	5	182	1	76t
Al Toon	N.Y. Jets	11/27/88	14	181	0	29
Reggie Rucker	Cleveland	11/18/79	9	177	1	54
Marvin Harrison	Indianapolis	11/11/01	9	174	3	45
Theo Bell	Pittsburgh	11/30/80	4	173	0	45
Johnnie Morton	Detroit	12/7/97	9	171	1	41
Steve Smith	Carolina	9/25/05	11	170	3	53t
Cris Carter	Minnesota	9/10/00	9	168	0	42
* Kellen Winslow	San Diego	1/2/82	13	166	1	31
Tommy Kane	Seattle	12/16/90	10	162	0	25
Antwaan Randle El	Washington	9/9/07	5	162	0	54
Ben Coates	New England	9/4/94	8	161	2	62t
Don Maynard	N.Y. Jets	12/1/68	7	160	3	54t
Al Toon	N.Y. Jets	9/24/89	10	159	1	37t
Bake Turner	N.Y. Jets	9/3/78	7	157	0	71
Al Toon	N.Y. Jets	11/10/85	10	156	0	44
Andre Reed	Buffalo	9/1/91	11	154	1	54t
Frank Lewis	Buffalo	9/17/78	5	153	1	92t
* James Lofton	Buffalo	1/12/91	7	149	1	44
Jerry Rice	San Francisco	11/20/95	8	149	2	47t
Stanley Morgan	New England	12/22/86	8	148	2	30t
Marlin Briscoe	Buffalo	10/18/70	7	145	2	46t
Raymond Butler	Baltimore	9/27/81	4	145	2	67t
Keyshawn Johnson	N.Y. Jets	12/12/99	11	144	2	27
Marvin Harrison	Indianapolis	9/15/02	11	144	1	33
Mark Carrier	Tampa Bay	10/30/88	9	142	0	47
* Stephone Paige	Kansas City	1/5/91	8	142	1	33
Santana Moss	N.Y. Jets	9/14/03	5	142	1	61
Tony Gonzalez	Kansas City	9/29/02	7	140	3	42t
Wes Welker	New England	10/21/07	9	138	2	36
Jimmy Teal	Seattle	10/4/87	9	137	0	32
Joey Galloway	Seattle	10/6/96	5	137	2	65t
Alfred Jenkins	Atlanta	9/21/80	4	136	0	33
Jeff Graham	N.Y. Jets	9/15/96	5	136	1	78t
* Jimmy Smith	Jacksonville	1/15/00	5	136	2	70t
Ben Coates	New England	11/3/96	5	135	2	84t
Andre Reed	Buffalo	10/13/96	10	134	0	49
Stephone Paige	Kansas City	12/3/89	7	133	1	38t
Fred Biletnikoff	Oakland	9/20/69	9	132	1	13t
Otis Taylor	Kansas City	10/19/69	4	131	0	79
J.J. Birden	Kansas City	12/12/94	10	131	1	22t
Shawn Jefferson	New England	11/23/98	6	131	1	38
Troy Brown	New England	10/19/03	6	131	1	82t
Chad Johnson	Cincinnati	12/30/07	4	131	2	70t
Chris Burkett	Buffalo	10/25/87	9	130	1	34
Eric Moulds	Buffalo	12/1/02	5	130	1	57t

PLAYER	TEAM	DATE	NO.	YDS.	TD	LG
Randy Vataha	New England	12/5/71	7	129	2	51t
* Steve Largent	Seattle	12/29/84	6	128	1	56t
Matt Jones	Jacksonville	12/3/06	6	128	1	33
Cris Collinsworth	Cincinnati	11/28/83	8	127	0	48
Jake Reed	Minnesota	9/25/94	9	127	0	21
Andre Reed	Buffalo	12/16/96	6	127	1	67t
Charlie Mitchell	Denver	12/4/66	4	126	1	79t
Wesley Walker	N.Y. Jets	11/26/78	6	126	1	42
Roy Williams	Detroit	11/23/06	6	126	0	41
Lance Alworth	San Diego	11/12/67	4	125	1	54t
Stanley Morgan	New England	10/5/86	6	125	1	27t
Tim Brown	Oakland	11/30/97	8	125	1	36
Raghib Ismail	Dallas	11/25/99	5	125	1	65t
Marvin Harrison	Indianapolis	12/5/99	8	125	0	36
Stanley Morgan	New England	11/29/79	5	124	1	38t
Rob Moore	N.Y. Jets	9/12/93	6	124	0	51
Rob Moore	N.Y. Jets	11/27/94	7	124	0	35
Antonio Gates	San Diego	12/11/05	13	123	1	25
Jim Whalen	Boston	12/17/67	4	122	0	33
* Fred Biletnikoff	Oakland	12/21/74	8	122	1	20
Dokie Williams	L.A. Raiders	12/2/84	2	122	1	75t
Leonard Thompson	Detroit	10/27/85	7	122	1	38t
Andre Reed	Buffalo	9/11/88	8	122	0	21
* Andre Reed	Buffalo	1/12/91	4	122	2	43
Randy Moss	New England	10/21/07	4	122	2	50t
Don Maynard	N.Y. Jets	11/2/69	4	121	2	42t
Wayne Patrick	Buffalo	10/18/70	6	121	0	48
Joe Washington	Baltimore	11/11/79	10	121	0	23
Henry Ellard	L.A. Rams	12/14/86	8	121	1	22
Tony Martin	San Diego	11/5/95	7	121	1	50t
Darrell Jackson	Seattle	10/28/01	5	121	1	64
Sammy White	Minnesota	12/11/76	9	120	3	36t
Butch Woolfolk	Houston	9/8/85	3	120	1	80t
Eric Sievers	San Diego	11/18/84	12	119	2	24
Fred Biletnikoff	Oakland	10/4/69	9	119	1	23
Mike Jones	New Orleans	12/7/86	6	119	0	34
Vincent Brisby	New England	11/12/95	6	118	1	47t
Richard Caster	N.Y. Jets	10/7/74	3	117	1	89t
O.J. Simpson	Buffalo	12/7/75	8	117	1	62t
Eric Sievers	New England	12/10/89	6	117	0	41
Carl Pickens	Cincinnati	10/1/95	9	117	3	44t
Lee Evans	Buffalo	12/4/05	5	117	3	56t
Paul Coffman	Green Bay	10/28/79	5	116	1	78t
Jimmie Giles	Tampa Bay	10/20/85	7	116	4	39t
Irving Fryar	Philadelphia	10/20/96	8	116	4	38t
Shawn Jefferson	New England	10/25/98	4	116	0	54
Tony Hill	Dallas	12/17/84	6	115	1	66t
Isaac Curtis	Cincinnati	11/28/83	4	114	1	80t
Stanley Morgan	New England	10/21/84	3	114	1	76t
Dennis Northcutt	Cleveland	12/26/04	4	114	1	58t
Otis Taylor	Kansas City	11/13/66	4	113	1	89t
Otis Taylor	Kansas City	9/28/68	3	113	1	44
Eric Crabtree	Cincinnati	9/14/69	3	113	2	69t
James Lofton	L.A. Raiders	10/9/88	5	113	0	32
Tim Brown	Oakland	10/31/99	7	113	0	32
Jim Colclough	Boston	12/17/67	3	112	0	52
Mike Barber	Houston	12/24/78	4	112	0	55
Wesley Walker	N.Y. Jets	10/4/81	8	112	2	46
Will Moore	New England	9/10/95	8	112	0	33
Terry Glenn	New England	11/3/96	10	112	0	20
Roy Jefferson	Washington	10/13/74	7	111	1	37t
John Holland	Buffalo	9/13/76	2	111	2	58t
* John Stallworth	Pittsburgh	1/6/85	4	111	2	65t
Al Toon	N.Y. Jets	9/21/86	7	111	0	31
Torry Holt	St. Louis	9/30/01	4	111	1	45t
* Ed Podolak	Kansas City	12/25/71	8	110	1	29
Anthony Miller	San Diego	12/27/93	7	110	2	41t
Randy Moss	Minnesota	12/21/02	7	110	0	60

PLAYER	TEAM	DATE	NO.	YDS.	TD	LG
Jeremy Shockey	N.Y. Giants	10/5/03	11	110	0	20
Lee Evans	Buffalo	12/5/04	4	110	2	69t
Richie Anderson	N.Y. Jets	10/23/00	12	109	0	19
Wesley Walker	N.Y. Jets	9/3/78	4	108	2	47t
* Charlie Joiner	San Diego	1/2/82	7	108	0	39
Art Monk	N.Y. Jets	11/27/94	5	108	0	69
* Steve Tasker	Buffalo	12/30/95	5	108	1	37t
Dedric Ward	N.Y. Jets	11/9/97	6	108	0	33
Leon Washington	N.Y. Jets	12/25/06	4	108	0	64
Jack Snow	L.A. Rams	10/31/71	5	107	1	51t
Warren Wells	Oakland	9/21/68	3	106	1	73t
Raymond Chester	Baltimore	12/1/76	5	106	0	48
Frank Lewis	Buffalo	10/12/81	5	106	0	30
Tony Hill	Dallas	10/25/81	5	106	0	38
* Wes Chandler	San Diego	1/2/82	6	106	0	47
Andre Reed	Buffalo	12/4/94	3	106	2	83t
Warrick Dunn	Tampa Bay	9/21/97	6	106	1	58t
Laveranues Coles	N.Y. Jets	10/15/06	5	106	2	58t
Bake Turner	N.Y. Jets	12/14/69	4	105	2	34t
Harold Jackson	New England	11/29/79	5	105	1	33
Eddie Brown	Cincinnati	11/8/87	8	105	0	32
Jermaine Lewis	Baltimore	10/19/97	6	105	0	28
Wayne Chrebet	N.Y. Jets	12/13/98	5	105	1	52
Tony Martin	Atlanta	12/27/98	3	105	1	53
Ed McCaffrey	Denver	9/13/99	6	105	3	61t
Art Powell	Oakland	9/2/66	8	104	1	17t
* Elmo Wright	Kansas City	12/25/71	3	104	0	63
Derrick Gaffney	N.Y. Jets	9/30/79	4	104	0	43
Wayne Chrebet	N.Y. Jets	10/12/97	5	104	1	70
Tim Brown	Oakland	12/6/98	9	104	2	27
Wayne Chrebet	N.Y. Jets	10/23/00	6	104	2	28
Gary Garrison	San Diego	10/11/69	4	103	2	40t
* Ken Burrough	Houston	12/24/78	6	103	0	53
Thurman Thomas	Buffalo	9/1/91	8	103	1	50t
* Kimble Anders	Kansas City	12/31/94	6	103	1	57t
Marvin Harrison	Indianapolis	9/6/98	5	102	1	42
Troy Brown	New England	12/24/00	8	102	0	22
David Patten	New England	10/6/02	5	102	2	34t
Doug Jolley	N.Y. Jets	12/18/05	9	102	1	60t
Andre Rison	Atlanta	10/11/92	7	101	1	22t
Heath Miller	Pittsburgh	9/7/06	3	101	1	87t
Andre Johnson	Houston	10/1/06	9	101	1	30
Richard Caster	N.Y. Jets	11/24/74	6	100	2	45t
Al Toon	N.Y. Jets	12/7/87	5	100	1	44t
Lawrence Dawsey	Tampa Bay	12/1/91	8	100	1	17t
Curtis Conway	Chicago	10/27/97	6	100	0	54
Ken Dilger	Indianapolis	12/14/97	5	100	3	43

100-PLUS RUSHING YARDS

PLAYER	TEAM	DATE	NO.	YDS.	TD	LG
O.J. Simpson	Buffalo	12/5/76	24	203	1	75t
Rueben Mayes	New Orleans	12/7/86	28	203	2	34t
Earl Campbell	Houston	11/20/78	28	199	4	81t
* Terrell Davis	Denver	1/9/99	21	199	2	62
Justin Fargas	Oakland	9/30/07	22	179	0	48
Freeman McNeil	N.Y. Jets	10/14/85	28	173	0	20
Ricky Watters	Philadelphia	10/20/96	25	173	1	49t
Gerald Riggs	Atlanta	11/30/86	33	172	1	31
Eric Dickerson	Indianapolis	12/4/88	31	169	1	19
Jamal Lewis	Baltimore	1/2/05	34	167	1	20
** John Riggins	Washington	1/30/83	38	166	1	43t
Reuben Droughns	Cleveland	11/20/05	30	166	1	75t
Thurman Thomas	Buffalo	9/1/91	25	165	1	20
Jim Nance	Boston	12/17/67	24	164	2	29
William Andrews	Atlanta	12/10/83	21	161	1	24t
* Earnest Byner	Cleveland	1/4/86	16	161	2	66t
Hoyle Granger	Houston	12/23/67	21	160	1	23

PLAYER	TEAM	DATE	NO.	YDS.	TD	LG
Wayne Wilson	New Orleans	10/2/83	34	160	0	12
* Thurman Thomas	Buffalo	12/30/95	25	158	1	32
Don Woods	San Diego	9/29/74	18	157	2	56t
Earnest Byner	Washington	12/2/90	32	157	3	21
Antowain Smith	New England	12/22/01	26	156	1	44
Laurence Maroney	New England	12/23/07	14	156	1	59t
Marcus Allen	L.A. Raiders	12/2/84	20	155	3	52t
Eric Dickerson	Indianapolis	11/15/87	30	154	1	13
Thurman Thomas	Buffalo	12/23/90	30	154	1	13t
Christian Okoye	Kansas City	10/13/91	23	153	1	38t
Dick Post	San Diego	11/3/68	21	151	0	24
Travis Henry	Buffalo	12/1/02	35	151	1	13
Thurman Thomas	Buffalo	12/3/89	27	148	1	30t
Christian Okoye	Kansas City	12/24/89	32	148	1	13
Thurman Thomas	Buffalo	12/17/95	35	148	1	15
Brian Westbrook	Philadelphia	11/18/07	32	148	0	36
Barry Sanders	Detroit	9/15/91	32	143	0	14
Lee Suggs	Cleveland	12/26/04	38	143	0	13
Lydell Mitchell	Baltimore	10/9/77	17	142	1	64t
Curtis Martin	New England	11/12/95	30	142	2	23
Woody Campbell	Houston	12/3/67	18	141	1	42
* Natrone Means	San Diego	1/8/95	24	139	1	24t
Earl Campbell	Houston	12/4/83	28	138	1	35t
Edgerrin James	Indianapolis	9/15/02	30	138	0	13
Barry Sanders	Detroit	12/7/97	30	137	1	19
Thurman Thomas	Buffalo	11/18/91	23	135	1	30
* Fred Taylor	Jacksonville	1/15/00	18	135	1	90t
Paul Robinson	Cincinnati	11/17/68	22	134	3	54t
Jim Nance	Boston	11/27/66	23	133	1	27t
Freeman McNeil	N.Y. Jets	11/4/84	20	132	1	52
Johnny Hector	N.Y. Jets	12/22/91	13	132	0	47
Travis Henry	Buffalo	10/20/02	22	132	0	34
Brandon Jacobs	N.Y. Giants	10/28/07	23	131	0	15
Edgerrin James	Indianapolis	12/5/99	23	130	2	41t
Robert Holmes	Kansas City	9/28/68	13	128	1	76t
Michael Pittman	Tampa Bay	10/16/05	15	127	1	57t
Joe Washington	Baltimore	10/29/78	20	126	0	29
Floyd Little	Denver	10/27/68	25	126	1	19
Antowain Smith	Buffalo	11/14/99	29	126	0	24
Eric Dickerson	Indianapolis	9/25/88	30	125	0	9
Thurman Thomas	Buffalo	10/9/94	31	125	2	26t
Earnest Jackson	San Diego	11/18/84	28	124	0	16
Eric Dickerson	L.A. Rams	12/14/86	28	124	1	25
Neal Anderson	Chicago	9/4/88	24	123	2	15
Scott Lockwood	New England	12/27/92	30	123	0	23
Tatum Bell	Denver	12/12/04	17	123	2	29
Tony Dorsett	Dallas	10/25/81	24	122	0	18
Walter Payton	Chicago	12/2/85	23	121	0	15
Larry Kinnebrew	Buffalo	10/29/89	21	121	1	25
Dorsey Levens	Green Bay	9/14/97	21	121	0	23
Corey Dillon	New England	12/20/04	26	121	1	20
O.J. Simpson	Buffalo	11/18/73	20	120	0	28
Earl Campbell	Houston	11/5/79	32	120	0	11
* Chuck Muncie	San Diego	1/2/82	24	120	1	19
Curtis Martin	N.Y. Jets	10/14/01	22	120	1	27t
Jim Braxton	Buffalo	11/18/73	17	119	0	36
Craig James	New England	11/3/85	23	119	0	14
Ronnie Harmon	Buffalo	11/29/87	23	119	0	19
Jerome Bettis	Pittsburgh	11/25/96	27	119	0	14
Natrone Means	San Diego	12/27/93	18	118	3	65t
Edgerrin James	Indianapolis	11/26/00	26	118	0	13
Ahman Green	Green Bay	10/22/06	18	118	1	70t
Warren Williams	Pittsburgh	12/18/88	16	117	0	33
* Thurman Thomas	Buffalo	1/12/91	32	117	2	14
Franco Harris	Pittsburgh	11/30/80	28	116	1	9t
Freeman McNeil	N.Y. Jets	9/19/82	13	116	0	48
Freeman McNeil	N.Y. Jets	11/26/84	24	116	0	39

PLAYER	TEAM	DATE	NO.	YDS.	TD	LG
Curtis Martin	N.Y. Jets	11/1/04	19	115	1	25t
Lamont Jordan	N.Y. Jets	11/1/04	14	115	1	25t
Willie Parker	Pittsburgh	9/7/06	29	115	0	32
Fred Jackson	Buffalo	12/9/07	15	115	0	27
Emerson Boozer	N.Y. Jets	12/13/70	18	114	0	21
Curtis Brown	Buffalo	11/12/78	11	114	1	58t
James Jones	Detroit	10/27/85	36	114	1	8
Jim Nance	Boston	10/15/67	20	113	0	19
Mel Owens	Detroit	12/15/73	27	113	1	10
Horace Ivory	New England	10/22/78	15	113	2	28
* Curt Warner	Seattle	12/31/83	29	113	2	18
Terry Allen	Minnesota	9/25/94	15	113	1	45
Edgerrin James	Indianapolis	12/17/00	32	112	0	15
Hoyle Granger	Houston	12/3/67	25	111	1	13
Jim Nance	Boston	12/8/68	19	111	1	30t
Wilbert Montgomery	Philadelphia	9/24/78	25	111	0	12
Willis McGahee	Buffalo	10/17/04	26	111	0	31
Franco Harris	Pittsburgh	11/14/76	22	110	1	26
Rocky Bleier	Pittsburgh	11/14/76	20	110	0	13
Eric Dickerson	Indianapolis	12/30/90	20	110	0	16
Corey Dillon	Cincinnati	10/1/00	22	110	0	19
Curtis Martin	N.Y. Jets	10/3/04	24	110	1	13
Thomas Jones	N.Y. Jets	9/23/07	25	110	0	12
Jim Nance	Boston	11/30/69	17	109	0	23
Stump Mitchell	St. Louis	9/30/84	20	109	2	19
* Terry Allen	Baltimore	1/13/02	25	109	1	13
Joe Cribbs	Buffalo	12/27/82	19	108	1	62t
Curtis Martin	N.Y. Jets	10/4/98	36	108	1	15
Freeman McNeil	N.Y. Jets	11/10/85	26	107	0	13
Eric Dickerson	Indianapolis	12/17/89	21	107	2	17
* Edgerrin James	Indianapolis	12/30/00	21	107	0	34
Marshawn Lynch	Buffalo	12/9/07	23	107	0	11
Lydell Mitchell	Baltimore	11/23/75	26	106	1	32t
Sam Cunningham	New England	9/19/76	21	106	0	15
Eddie George	Tennessee	9/7/97	23	106	1	13t
Raymont Harris	Chicago	10/27/97	25	106	1	9
Franco Harris	Pittsburgh	12/3/73	15	105	1	21t
Marcus Allen	L.A. Raiders	9/19/83	22	105	0	15
* Craig James	New England	1/12/86	22	105	0	21
Lydell Mitchell	Baltimore	12/9/73	35	104	0	9
John Stephens	New England	11/6/88	25	104	1	13t
Rod Bernstine	San Diego	12/15/91	13	104	3	63t
Willis McGahee	Baltimore	12/16/07	29	104	0	19
Sammy Winder	Denver	9/29/85	20	103	2	19
Brad Baxter	N.Y. Jets	11/1/92	20	103	0	28
Jamal Anderson	Atlanta	12/27/98	18	103	1	36t
Emmitt Smith	Dallas	11/25/99	31	103	0	28
Garrison Hearst	San Francisco	12/16/01	26	103	0	23
Eric Dickerson	L.A. Rams	10/30/83	14	101	1	40
Duce Staley	Pittsburgh	9/26/04	22	101	0	38
* Wendell Hayes	Kansas City	12/25/71	22	100	0	22
Mark van Eeghen	New England	12/12/82	22	100	0	11
Chris Brown	Tennessee	9/11/04	16	100	0	52

* Playoff game

** Super Bowl

LEAGUE LEADERS IN FEWEST SACKS ALLOWED

The Dolphins hold NFL records for most seasons leading the league in fewest sacks allowed (10 – 1973, 1982-90) and most consecutive seasons leading the league in the same category (1982-90). In addition, during the 1988 and 1989 seasons the Dolphins also set an NFL record by not allowing a quarterback sack in 19 consecutive games. The streak far outdistanced the previous NFL mark of five straight games, which was accomplished on many occasions. In 1988, Miami also set an NFL sack record by allowing only seven sacks in the 16-game season.

THE LAST TIME

(regular season)

KICKOFF RETURNED FOR A TOUCHDOWN

By Dolphins – Wes Welker at Baltimore (95 yards), 1/2/05

By Opponents – Willie Andrews vs. New England (77 yards), 10/21/07

PUNT RETURNED FOR A TOUCHDOWN

By Dolphins – Ted Ginn, Jr. at Philadelphia (87 yards), 11/18/07

By Opponents – Dewell Brewer at Indianapolis (75 yards), 12/18/94

INTERCEPTED PASS RETURNED FOR A TOUCHDOWN

By Dolphins – Jason Taylor vs. New England (36 yards), 10/21/07

By Opponents – Charles Woodson vs. Green Bay 23 yards, 10/22/06

FUMBLE RETURNED FOR A TOUCHDOWN

By Dolphins – Michael Lehan vs. New York Jets (43 yards), 12/2/07

By Opponents – Chinedum Ndukwe vs. Cincinnati (54 yards), 12/30/07

OPPONENTS FUMBLE RETURNED FOR A TOUCHDOWN

By Dolphins – Michael Lehan vs. New York Jets (43 yards), 12/2/07

By Opponents – Chinedum Ndukwe vs. Cincinnati (54 yards), 12/30/07

BLOCKED FIELD GOAL RETURNED FOR A TOUCHDOWN

By Dolphins – Curtis Johnson vs. Green Bay (47 yards), 12/19/71

By Opponents – George Radachowsky of N.Y. Jets (78 yards), 9/24/89

BLOCKED PUNT RETURNED FOR A TOUCHDOWN

By Dolphins – Mark Higgs vs. New England (19 yards), 10/18/90

By Opponents – Chris Burkett at N.Y. Jets (11 yards), 9/29/91

SAFETY SCORED

By Dolphins – Reggie Howard sacked Matt Cassel, forced fumble out of end zone at New England, 1/1/06

By Opponents – Buffalo Bills at Dolphin Stadium (Chris Kelsay sacked Cleo Lemon in end zone), 11/11/07

SHUTOUT

By Dolphins – at Miami 21, New England 0, 12/10/06

By Opponents – at Pittsburgh 3, Miami 0, 11/26/07

200 YARDS RUSHING

By Dolphins – Ricky Williams vs. Chicago (216 yards), 12/9/02

By Opponents – Rueben Mayes at New Orleans (203 yards), 12/7/86

100 YARDS RUSHING

By Dolphins – Jesse Chatman vs. Buffalo (124 yards), 11/11/07

By Opponents – Laurence Maroney (156 yards) at New England, 12/23/07

100 YARDS RUSHING IN A HALF

By Dolphins – Ricky Williams vs. Tennessee (100 yards in the second half), 12/24/05

By Opponents – Laurence Maroney at New England (111 yards in first half) 12/23/07

TWO 100-YARD RUSHERS

By Dolphins – Mercury Morris (125 yards) and Don Nottingham (102 yards) at Green Bay, 10/5/75

By Opponents – Fred Jackson (115 yards) and Marshawn Lynch (107 yards) at Buffalo, 12/9/07

100 YARDS RUSHING AND RECEIVING

By Dolphins – None

By Opponents – Thurman Thomas at Buffalo (165 rushing yards and 103 receiving yards), 9/1/91

500 YARDS PASSING

By Dolphins – Dan Marino vs. New York Jets (521 yards), 10/23/88

By Opponents – None

400 YARDS PASSING

By Dolphins – Joey Harrington vs. Green Bay (414 yards) 10/22/06

By Opponents – Drew Bledsoe at New England (423 yards), 11/23/98

300 YARDS PASSING

By Dolphins – Cleo Lemon vs. Baltimore (315 yards), 12/16/07

By Opponents – Carson Palmer vs. Cincinnati (316 yards) 12/30/07

200 YARDS RECEIVING

By Dolphins – Chris Chambers vs. Buffalo (238 yards), 12/4/05

By Opponents – Isaac Bruce at St. Louis (210 yards), 12/24/95

100 YARDS RECEIVING

By Dolphins – Greg Camarillo vs. Baltimore (109 yards), 12/16/07

By Opponents – Chad Johnson (131 yards) vs. Cincinnati, 12/30/07

100 YARDS RECEIVING IN A HALF

By Dolphins – Chris Chambers vs. Buffalo (171 yards in second half), 12/4/05

By Opponents – Randy Moss (104 yards in the first half) and Wes Welker (100 yards in the first half) vs. New England, 10/21/07

TWO 100-YARD RECEIVERS

By Dolphins – Oronde Gadsden (116 yards) and Chris Chambers (101 yards) at Buffalo, 11/25/01

By Opponents – Wes Welker (138 yards) and Randy Moss (122 yards) vs. New England, 10/21/07

SIX TOUCHDOWN PASSES

By Dolphins – Dan Marino at New York Jets, 9/21/86

By Opponents – Tom Brady vs. New England, 10/21/07

FIVE TOUCHDOWN PASSES

By Dolphins – Dan Marino vs. New England, 9/4/94

By Opponents – Tom Brady (6) vs. New England, 10/21/07

FOUR TOUCHDOWN PASSES

By Dolphins – Dan Marino vs. Denver, 12/21/98

By Opponents – Trent Edwards at Buffalo, 12/9/07

THREE TOUCHDOWN PASSES

By Dolphins – Joey Harrington at Detroit, 11/23/06

By Opponents – Carson Palmer vs. Cincinnati 12/30/07

FOUR TOUCHDOWN RECEPTIONS

By Dolphins – Mark Ingram at N.Y. Jets, 11/27/94

By Opponents – Irving Fryar at Philadelphia, 10/20/96

THREE TOUCHDOWN RECEPTIONS

By Dolphins – Chris Chambers at Dallas, 11/27/03

By Opponents – Braylon Edwards at Cleveland, 10/14/07

TWO TOUCHDOWN RECEPTIONS

By Dolphins – David Martin at Cleveland, 10/14/07

By Opponents – Chad Johnson vs. Cincinnati 12/30/07

FOUR TOUCHDOWNS RUSHING

By Dolphins – None

By Opponents – Earl Campbell at Houston, 11/20/78

THREE TOUCHDOWNS RUSHING

By Dolphins – Karim Abdul-Jabbar at New England, 11/23/97

By Opponents – Daunte Culpepper vs. Oakland, 9/30/07

TWO TOUCHDOWNS RUSHING

By Dolphins – Samkon Gado at Buffalo, 12/9/07

By Opponents – Leon Washington vs. New York Jets, 12/2/07

FIVE FIELD GOALS

By Dolphins – Olindo Mare at Indianapolis, 12/31/06

By Opponents – Kris Brown of Houston, 10/7/07

FOUR FIELD GOALS

By Dolphins – Jay Feely at Houston, 10/7/07

By Opponents – Mike Nugent vs. New York Jets, 12/2/07

THREE FIELD GOALS

By Dolphins – Jay Feely vs. Baltimore, 12/16/07

By Opponents – Matt Stover vs. Baltimore, 12/16/07

FOUR INTERCEPTIONS

By Dolphins – Dick Anderson vs. Pittsburgh, 12/3/73

By Opponents – None

THREE INTERCEPTIONS

By Dolphins – Sam Madison vs. Tennessee, 11/7/99

By Opponents – Nate Clements of Buffalo, 10/20/02

TWO INTERCEPTIONS

By Dolphins – Jason Allen at Philadelphia, 11/18/07

By Opponents – Anthony Henry of Dallas, 9/16/07

THREE SACKS

By Dolphins – Jason Taylor vs. New York Jets, 12/18/05

By Opponents – Ryan Denney of Buffalo, 9/17/06

TWO SACKS

By Dolphins – Joey Porter at New England, 12/23/07

By Opponents – Ryan Denney (3) of Buffalo, 9/17/06

BLOCKED FIELD GOAL**By Dolphins** – Jason Taylor vs. Baltimore (Matt Stover, 50 yards), 12/16/07**By Opponents** – Israel Idonije of Chicago (Olindo Mare, 37 yards), 11/5/06**BLOCKED PUNT****By Dolphins** – Brock Marion at New England (Lee Johnson), 12/24/00**By Opponents** – Coy Wire of Buffalo (Donnie Jones), 9/17/06**MISSSED POINT AFTER TOUCHDOWN ATTEMPT****By Dolphins** – Bill Gramatica vs. Arizona, 11/7/04**By Opponents** – Phil Dawson at Cleveland, 11/20/05**TWO POINT CONVERSION****By Dolphins** – Derek Hagan from John Beck, three yards, vs. Cincinnati, 12/30/07**By Opponents** – Marshawn Lynch of Buffalo rushes three yards at Miami, 11/11/07

YEAR-BY-YEAR LEADERS

RUSHING

YEAR	PLAYER	G	NO.	YDS.	AVG.	LG	TD
1966	Joe Auer	14	121	416	3.4	41	4
1967	Abner Haynes	10	56	274	4.9	65t	2
1968	+ Jim Kiick	14	165	621	3.8	25	4
1969	Jim Kiick	14	180	575	3.2	27	9
1970	Larry Csonka	14	193	874	4.5	53	6
1971	Larry Csonka	14	195	1051	5.4	28	7
1972	Larry Csonka	14	213	1117	5.2	45	6
1973	Larry Csonka	14	219	1003	4.6	25	5
1974	Larry Csonka	12	197	749	3.8	24	9
1975	Mercury Morris	14	219	875	4.0	49	4
1976	Benny Malone	14	186	797	4.3	31	4
1977	Benny Malone	14	129	615	4.8	66t	5
1978	Delvin Williams	16	272	1258	4.6	58t	8
1979	Larry Csonka	16	220	837	3.8	22	12
1980	Delvin Williams	15	187	671	3.6	65	2
1981	Tony Nathan	13	147	782	5.3	46	5
1982	Andra Franklin	9	177	701	4.0	25t	7
1983	Andra Franklin	15	224	746	3.3	18	8
1984	Woody Bennett	16	144	606	4.2	23	7
1985	Tony Nathan	16	143	667	4.7	22	5
1986	Lorenzo Hampton	16	189	830	4.5	54t	9
1987	+ Troy Stradford	12	145	619	4.3	51	6
1988	Lorenzo Hampton	16	117	414	3.5	33	9
1989	+ Sammie Smith	13	200	659	3.3	25	6
1990	Sammie Smith	16	226	831	3.7	33	8
1991	Mark Higgs	14	231	905	3.9	24	4
1992	Mark Higgs	16	256	915	3.6	23	7
1993	Mark Higgs	16	186	693	3.7	31	3
1994	Bernie Parmalee	15	216	868	4.0	47t	6
1995	Bernie Parmalee	16	236	878	3.7	40	9
1996	+ Karim Abdul-Jabbar	16	307	1116	3.6	29	11
1997	Karim Abdul-Jabbar	16	283	892	3.2	22	15
1998	Karim Abdul-Jabbar	15	270	960	3.6	45	6
1999	+ J.J. Johnson	13	164	558	3.4	34	4
2000	Lamar Smith	15	309	1139	3.7	68t	14
2001	Lamar Smith	16	313	968	3.1	25	6
2002	# Ricky Williams	16	383	1853	4.8	63t	16
2003	Ricky Williams	16	392	1372	3.5	45	9
2004	Sammy Morris	13	132	523	4.0	35t	6
2005	+ Ronnie Brown	15	207	907	4.4	65t	4
2006	Ronnie Brown	13	241	1008	4.2	47	5
2007	Ronnie Brown	7	119	602	5.1	60	4

RECEIVING

YEAR	PLAYER	G	NO.	YDS.	AVG.	LG	TD
1966	Dave Kocourek	14	27	320	11.9	43	2
1967	+ Jack Clancy	14	67	868	13.0	44	2

YEAR	PLAYER	G	NO.	YDS.	AVG.	LG	TD
1968	Karl Noonan	14	58	760	13.1	50	11
1969	Larry Seiple	13	41	577	14.1	41t	5
1970	Jim Kiick (RB)	14	42	497	11.8	47	0
1971	Paul Warfield	14	43	996	23.2	86t	11
1972	Paul Warfield	12	29	606	20.9	47	3
1973	Marlin Briscoe	14	30	447	14.9	53	2
1974	Nat Moore	13	37	605	16.4	48	2
1975	Nat Moore	14	40	705	17.6	79t	4
1976	Nat Moore	9	33	625	18.9	67t	4
1977	Nat Moore	14	52	765	14.7	73t	12
1978	Nat Moore	16	48	645	13.5	47	10
1979	Nat Moore	16	48	840	17.5	53	6
1980	Tony Nathan (RB)	16	57	588	10.3	61	5
1981	Durriel Harris	15	53	911	17.2	55	2
1982	Tom Vigorito (RB)	9	24	186	7.8	26	0
1983	Tony Nathan (RB)	16	52	461	8.9	25	1
1984	Mark Clayton	15	73	1389	19.0	65t	18
1985	Tony Nathan (RB)	16	72	651	9.0	73	1
1986	Mark Duper	16	67	1313	19.6	85t	11
1987	+ Troy Stradford (RB)	12	48	457	9.5	34	1
1988	Mark Clayton	16	86	1129	13.1	45t	14
1989	Mark Clayton	15	64	1011	15.8	78t	9
1990	Mark Duper	16	52	810	15.6	69t	5
1991	Mark Duper	16	70	1085	15.5	43t	5
	Mark Clayton	16	70	1053	15.0	43t	12
1992	Bobby Humphrey (RB)	16	54	507	9.4	26	1
1993	+Terry Kirby (RB)	16	75	874	11.7	47	3
1994	Irving Fryar	16	73	1270	17.4	54t	7
1995	Terry Kirby (RB)	16	66	618	9.4	46	3
1996	O.J. McDuffie	16	74	918	12.4	36	8
1997	O.J. McDuffie	16	76	943	12.4	55	1
1998	# O.J. McDuffie	16	90	1050	11.7	61t	7
1999	Tony Martin	16	67	1037	15.5	69t	5
2000	Oronde Gadsden	16	56	786	14.0	61	6
2001	James McKnight	16	55	684	12.4	40	3
	Oronde Gadsden	14	55	674	12.3	61	3
2002	Chris Chambers	15	52	734	14.1	59t	3
2003	Chris Chambers	16	64	963	15.0	57t	11
2004	Randy McMichael (TE)	16	73	791	10.8	42t	4
2005	Chris Chambers	16	82	1118	13.6	77t	11
2006	Wes Welker	16	67	687	10.3	38	1
2007	Marty Booker	15	50	556	11.1	26	1

PASSING (minimum 150 attempts)

YEAR	PLAYER	G	ATT.	CMP.	YDS.	PCT.	TD	INT.	RATE
1976	Bob Griese	13	272	162	2097	59.6	11	12	78.9
1966	Dick Wood	10	230	83	993	36.1	4	14	30.6
1967	+ Bob Griese	12	331	166	2005	50.2	15	18	61.6
1968	Bob Griese	13	355	186	2473	52.4	21	16	75.7
1969	Bob Griese	9	252	121	1695	48.0	10	16	56.9
1970	Bob Griese	14	245	142	2019	58.0	12	17	72.1
1971	Bob Griese	14	263	145	2089	55.1	19	9	90.9
1972	Earl Morrall	14	150	83	1360	55.3	11	7	91.0
1973	Bob Griese	13	218	116	1422	53.2	17	8	84.3
1974	Bob Griese	13	253	152	1968	60.1	16	15	80.9
1975	Bob Griese	10	191	118	1693	61.8	14	13	86.6
1976	Bob Griese	13	272	162	2097	59.6	11	12	78.9
1977	Bob Griese	14	307	180	2252	58.6	22	13	87.7
1978	Bob Griese	11	235	148	1791	63.0	11	11	82.4
1979	Bob Griese	14	310	176	2160	56.8	14	16	72.0
1980	+ David Woodley	13	327	176	1850	53.8	14	17	63.1
1981	David Woodley	15	366	191	2470	52.2	12	13	69.8
1982	David Woodley	9	179	98	1080	54.7	5	8	63.5
1983	+ Dan Marino	11	296	173	2210	58.4	20	6	96.0
1984	# Dan Marino	16	564	362	5084	64.2	48	17	108.9
1985	# Dan Marino	16	567	336	4137	59.3	30	21	84.1
1986	# Dan Marino	16	623	378	4746	60.7	44	23	92.5

YEAR	PLAYER	G	ATT.	CMP.	YDS.	PCT.	TD	INT.	RATE
1987	Dan Marino	12	444	263	3245	59.2	26	13	89.2
1988	# Dan Marino	16	606	354	4434	58.4	28	23	80.8
1989	Dan Marino	16	550	308	3997	56.0	24	22	76.9
1990	Dan Marino	16	531	306	3563	57.6	21	11	82.6
1991	Dan Marino	16	549	318	3970	57.9	25	13	85.8
1992	# Dan Marino	16	554	330	4116	59.6	24	16	85.1
1993	Scott Mitchell	13	233	133	1773	57.1	12	8	84.2
1994	Dan Marino	16	615	385	4453	62.6	30	17	89.2
1995	Dan Marino	14	482	309	3668	64.1	24	15	90.8
1996	Dan Marino	13	373	221	2795	59.2	17	9	87.8
1997	Dan Marino	16	548	319	3780	58.2	16	11	80.7
1998	Dan Marino	16	537	310	3497	57.7	23	15	80.0
1999	Dan Marino	11	369	204	2448	55.3	12	17	67.4
2000	Jay Fiedler	15	357	204	2402	57.1	14	14	74.5
2001	Jay Fiedler	16	450	273	3290	60.7	20	19	80.3
2002	Jay Fiedler	11	292	179	2024	61.3	14	9	85.2
2003	Jay Fiedler	12	314	179	2138	57.0	11	13	72.4
2004	A.J. Feeley	11	356	191	1893	53.7	11	15	61.7
2005	Gus Frerotte	16	494	257	2996	52.0	18	13	71.9
2006	Joey Harrington	11	388	223	2236	57.5	12	15	68.2
2007	Cleo Lemon	9	309	173	1773	56.0	6	6	71.0

PUNT RETURNS

YEAR	PLAYER	NO.	YDS.	AVG.	LG	TD
1966	Joe Auer	5	99	19.8	56	0
1967	Abner Haynes	6	37	6.2	20	0
1968	Bob Neff	8	71	8.9	20	0
1969	+ Mercury Morris	25	172	6.9	38	0
1970	+ Jake Scott	27	290	10.7	77t	1
1971	Jake Scott	33	318	9.6	31	0
1972	Charlie Leigh	22	210	9.5	27	0
1973	Jake Scott	22	266	12.1	33	0
1974	Jake Scott	31	346	11.2	30	0
1975	+ Freddie Solomon	26	320	12.3	50t	1
1976	Freddie Solomon	13	205	15.8	79t	1
1977	Freddie Solomon	32	285	8.9	39	0
1978	+ Jimmy Cefalo	28	232	8.3	26	0
1979	+ Tony Nathan	28	306	10.9	86t	1
1980	Tony Nathan	23	178	7.7	30	0
1981	Tom Vigorito	36	379	10.5	87t	1
1982	Tom Vigorito	20	192	9.6	59t	1
1983	+ Mark Clayton	41	392	9.6	60t	1
1984	Fulton Walker	21	169	8.0	33	0
1985	Tom Vigorito	22	197	9.0	21	0
1986	Craig Ellis	24	149	6.2	17	0
1987	+ Scott Schwedes	24	203	8.5	31	0
1988	Scott Schwedes	24	230	9.6	36	0
1989	Scott Schwedes	18	210	11.7	70t	1
1990	Tony Martin	26	140	5.4	35	0
1991	+ Scott Miller	28	248	8.9	32	0
1992	Scott Miller	24	175	7.3	19	0
1993	+ O.J. McDuffie	28	317	11.3	72t	2
1994	O.J. McDuffie	32	228	7.1	26	0
1995	O.J. McDuffie	24	163	6.8	24	0
1996	O.J. McDuffie	22	212	9.6	19	0
1997	Charles Jordan	26	273	10.5	38	0
1998	Terrell Buckley	29	354	12.2	35	0
1999	Nate Jacquet	28	351	12.5	45	0
2000	Jeff Ogden	19	323	17.0	81t	1
2001	Jeff Ogden	32	377	11.8	48	0
2002	Dedric Ward	16	169	10.6	34	0
2003	Sam Simmons	8	100	12.5	32	0
2004	Wes Welker	43	464	10.8	71	0
2005	Wes Welker	43	390	9.1	47	0
2006	Wes Welker	41	378	9.2	47	0
2007	+ Ted Ginn, Jr.	24	230	9.6	87t	1

KICKOFF RETURNS

YEAR	PLAYER	NO.	YDS.	AVG.	LG	TD
1966	Joe Auer	28	698	24.9	95t	1
1967	Bob Neff	15	351	23.4	69	0
1968	Gene Milton	18	408	22.7	74	0
1969	+ Mercury Morris	43	1136	26.4	105t	1
1970	Mercury Morris	28	812	29.0	96t	1
1971	Mercury Morris	15	423	28.2	94t	1
1972	Mercury Morris	14	334	23.9	33	0
1973	Charlie Leigh	9	251	27.9	51	0
1974	+ Nat Moore	22	587	26.7	40	0
1975	+ Freddie Solomon	17	348	20.5	31	0
1976	#+ Duriel Harris	17	559	32.9	69	0
1977	Gary Davis	14	414	29.6	73	0
1978	Duriel Harris	29	657	22.7	53	0
1979	+ Tony Nathan	45	1016	22.6	43	0
1980	Don Bessillieu	40	890	22.3	87	0
1981	+ Fulton Walker	38	932	24.5	90t	1
1982	Fulton Walker	20	433	21.7	32	0
1983	# Fulton Walker	36	962	26.7	78	0
1984	Fulton Walker	29	617	21.3	41	0
1985	+ Lorenzo Hampton	45	1020	22.7	46	0
1986	Craig Ellis	25	541	21.6	41	0
1987	Lorenzo Hampton	16	304	19.0	32	0
1988	Joe Cribbs	41	863	21.0	44	0
1989	Marc Logan	24	613	25.5	97t	1
1990	Marc Logan	20	367	18.4	35	0
1991	+ Aaron Craver	32	615	19.2	49	0
1992	Mike Williams	19	328	17.3	28	0
1993	+ O.J. McDuffie	32	755	23.6	48	0
1994	O.J. McDuffie	36	767	21.3	46	0
1995	O.J. McDuffie	23	564	24.5	47	0
1996	Irving Spikes	28	681	24.3	59	0
1997	Irving Spikes	24	565	23.5	48	0
1998	+ John Avery	43	1085	25.2	55	0
1999	Brock Marion	62	1524	24.6	93	0
2000	Autry Denson	20	495	24.8	56	0
2001	+ Chris Chambers	36	811	22.5	47	0
2002	Travis Minor	46	1071	23.3	66	0
2003	Travis Minor	34	727	21.4	49	0
2004	Wes Welker	57	1313	23.0	95t	1
2005	Wes Welker	61	1379	22.6	46	0
2006	Wes Welker	48	1064	22.2	46	0
2007	+ Ted Ginn, Jr.	63	1433	22.7	52	0

INTERCEPTIONS

YEAR	PLAYER	NO.	YDS.	AVG.	LONG	TD
1966	Willie West	8	62	7.8	27	0
1967	Dick Westmoreland	10	127	12.7	29	1
1968	+ Dick Anderson	8	230	28.8	96t	1
1969	+ Lloyd Mumphord	5	102	20.4	51	0
1970	Dick Anderson	8	191	23.9	86	0
1971	Jake Scott	7	34	4.9	21	0
1972	Jake Scott	5	73	14.6	31	0
1973	Dick Anderson	8	163	20.4	38t	2
1974	Jake Scott	8	75	9.4	30	0
1975	Jake Scott	6	60	10.0	38	0
1976	(four players)	(two interceptions)				
1977	Curtis Johnson	4	35	8.8	19	0
1978	Tim Foley	6	12	2.0	8	0
1979	Neal Colzie	5	86	17.2	56	0
	Gerald Small	5	74	14.8	40	0
1980	Gerald Small	7	46	6.6	22	0
1981	Glenn Blackwood	4	124	31.0	39	0
1982	Don McNeal	4	42	10.5	23	1
1983	William Judson	6	60	10.0	29	0
1984	Glenn Blackwood	6	169	28.2	50	0
1985	Glenn Blackwood	6	36	6.0	17	0

YEAR	PLAYER	NO.	YDS.	AVG.	LONG	TD
1986	(four players)	(two interceptions)				
1987	Paul Lankford	3	44	14.7	44	0
	Glenn Blackwood	3	17	5.7	17	0
1988	+ Jarvis Williams	4	62	15.5	23	0
	William Judson	4	57	14.3	52	0
1989	+ Louis Oliver	4	32	8.0	23	0
1990	Louis Oliver	5	87	17.4	35	0
	Jarvis Williams	5	82	16.4	42t	1
1991	Louis Oliver	5	80	16.0	37	0
1992	Louis Oliver	5	200	40.0	103t	1
1993	J.B. Brown	5	43	8.6	29	0
1994	Troy Vincent	5	113	22.6	58t	1
1995	Troy Vincent	5	95	19.0	69t	1
1996	Terrell Buckley	6	164	27.3	91t	1
1997	Terrell Buckley	4	26	6.5	12	0
1998	Terrell Buckley	8	157	19.6	61	1
	Sam Madison	8	114	14.3	35	0
1999	Sam Madison	7	164	23.4	42	1
2000	Brian Walker	7	80	11.4	31	0
2001	Brock Marion	5	227	45.4	100t	2
2002	Patrick Surtain	6	79	13.2	40t	1
2003	Patrick Surtain	7	59	8.4	32	0
2004	Arturo Freeman	4	59	14.8	47	0
	Sammy Knight	4	32	8.0	32	0
	Patrick Surtain	4	2	0.5	2	0
2005	Lance Schulters	4	78	19.5	37	0
2006	Jason Taylor	2	71	35.5	51t	2
	Renaldo Hill	2	33	16.5	21	0
2007	Jason Allen	3	15	5.0	13	0

SCORING*

YEAR	PLAYER	TDs	RUN	REC.	PATs	FGs	PTS.
1966	Joe Auer	9	5	4	0-0	0-0	54
	Gene Mingo	0	0	0	23-23	10-22	53
1967	Booth Lusteg	0	0	0	18-18	7-12	39
	Jack Harper	4	1	3	0-0	0-0	24
1968	Karl Noonan	11	0	11	0-0	0-0	66
	+ Jim Keyes	0	0	0	30-30	7-16	51
1969	Karl Kremser	0	0	0	26-27	13-22	65
	Jim Kiick	10	9	1	0-0	0-0	60
1970	Garo Yepremian	0	0	0	31-31	22-29	97
1971	# Garo Yepremian	0	0	0	33-33	28-40	117
	Paul Warfield	11	0	11	0-0	0-0	66
1972	Garo Yepremian	0	0	0	43-45	24-37	115
	Mercury Morris	12	12	0	0-0	0-0	72
1973	Garo Yepremian	0	0	0	38-38	25-37	113
	Paul Warfield	11	0	11	0-0	0-0	66
1974	Garo Yepremian	0	0	0	43-43	8-15	67
	Larry Csonka	9	9	0	0-0	0-0	54
1975	Garo Yepremian	0	0	0	40-46	13-16	79
	Don Nottingham	12	12	0	0-0	0-0	72
1976	Garo Yepremian	0	0	0	29-31	16-23	77
1977	Nat Moore	13	1	12	0-0	0-0	78
	Garo Yepremian	0	0	0	37-41	10-22	67
1978	Garo Yepremian	0	0	0	41-45	19-23	98
	Nat Moore	10	0	10	0-0	0-0	60
1979	+ Uwe von Schamann	0	0	0	36-40	21-29	99
	Larry Csonka	13	12	1	0-0	0-0	78
1980	Uwe von Schamann	0	0	0	32-32	14-23	74
	Nat Moore	7	0	7	0-0	0-0	42
1981	Uwe von Schamann	0	0	0	37-38	24-31	109
1982	Uwe von Schamann	0	0	0	21-22	15-20	66
	Andra Franklin	7	7	0	0-0	0-0	42
1983	Uwe von Schamann	0	0	0	45-48	18-27	99
	Mark Duper	10	0	10	0-0	0-0	60
1984	Mark Clayton	18	0	18	0-0	0-0	108
	Uwe von Schamann	0	0	0	66-70	9-19	93

YEAR	PLAYER	TDs	RUN	REC.	PATs	FGs	PTS.
1985	+ Fuad Reveiz	0	0	0	50-52	22-27	116
	+ Ron Davenport	13	11	2	0-0	0-0	78
1986	Fuad Reveiz	0	0	0	52-55	14-22	94
	Lorenzo Hampton	12	9	3	0-0	0-0	72
1987	Fuad Reveiz	0	0	0	28-30	9-11	55
	Mark Duper	8	0	8	0-0	0-0	48
1988	Mark Clayton	14	0	14	0-0	0-0	84
	Fuad Reveiz	0	0	0	31-32	8-12	55
1989	+ Pete Stoyanovich	0	0	0	38-39	19-26	95
	Mark Clayton	9	0	9	0-0	0-0	54
1990	Pete Stoyanovich	0	0	0	37-37	21-25	100
	Sammie Smith	9	8	1	0-0	0-0	54
1991	Pete Stoyanovich	0	0	0	28-29	31-37	121
	Mark Clayton	12	0	12	0-0	0-0	72
1992	# Pete Stoyanovich	0	0	0	34-36	30-37	124
1993	Pete Stoyanovich	0	0	0	37-37	24-32	109
1994	Pete Stoyanovich	0	0	0	35-35	24-31	107
	Irving Fryar	7	0	7	0-0	0-0	46
1995	Pete Stoyanovich	0	0	0	37-37	27-34	118
	Bernie Parmalee	10	9	1	0-0	0-0	80
1996	Joe Nedney	0	0	0	35-36	18-29	89
	+ Karim Abdul-Jabbar	11	11	0	0-0	0-0	66
1997	Olindo Mare	0	0	0	33-33	28-36	117
	Karim Abdul-Jabbar	16	15	1	0-0	0-0	96
1998	Olindo Mare	0	0	0	33-34	22-27	99
	Oronde Gadsden	7	0	7	0-0	0-0	42
1999	O.J. McDuffie	7	0	7	0-0	0-0	42
	Olindo Mare	0	0	0	27-27	39-46	144
2000	Oronde Gadsden	6	0	6	0-0	0-0	36
	Olindo Mare	0	0	0	33-34	28-31	117
2001	Lamar Smith	16	14	2	0-0	0-0	96
	Olindo Mare	0	0	0	39-40	19-21	96
2002	Lamar Smith	8	6	2	0-0	0-0	48
	Olindo Mare	0	0	0	42-43	24-31	114
2003	Ricky Williams	17	16	1	0-0	0-0	102
	Olindo Mare	0	0	0	33-34	22-29	99
2004	Chris Chambers	11	0	11	0-0	0-0	66
	Olindo Mare	0	0	0	18-18	12-16	54
2005	Chris Chambers	7	0	7	0-0	0-0	44#
	Olindo Mare	0	0	0	33-33	25-30	108
2006	Chris Chambers	11	0	11	0-0	0-0	66
	Olindo Mare	0	0	0	22-22	26-36	100
2007	Marty Booker	6	0	6	0-0	0-0	44##
	Jay Feely	0	0	0	26-26	21-23	89
	Ronnie Brown	5	4	1	0-0	0-0	32#

* In years where only one player is listed, several players were tied for second with same point total

includes two-point conversion

TACKLES

YEAR	PLAYER	G	SOLO	ASST.	TOTAL
1966	Willie West	14	95	23	118
1967	Wahoo McDaniel	14	69	49	118
1968	Frank Emanuel	14	82	37	119
1969	Nick Buoniconti	13	79	35	114
1970	Nick Buoniconti	14	96	49	145
1971	Nick Buoniconti	14	86	40	126
1972	Nick Buoniconti	14	72	74	146
1973	Nick Buoniconti	13	91	71	162
1974	Bob Matheson	14	71	32	103
1975	+ Steve Towle	12	90	74	164
1976	Steve Towle	13	131	86	217
1977	Steve Towle	16	75	63	138
1978	Rusty Chambers	16	85	66	151
1979	Rusty Chambers	16	80	98	178
1980	Bob Baumhower	16	88	47	135
1981	Earnie Rhone	16	120	51	171
1982	Earnie Rhone	9	62	20	82

YEAR	PLAYER	G	SOLO	ASST.	TOTAL
1983	Bob Brudzinski	16	73	31	104
1984	Mark Brown	16	59	18	77
1985	Mark Brown	15	78	18	96
1986	+ John Offerdahl	15	109	26	135
1987	Jackie Shipp	12	63	16	79
1988	John Offerdahl	16	99	18	117
1989	Barry Krauss	16	100	19	119
1990	John Offerdahl	16	98	18	116
1991	Louis Oliver	16	73	15	88
1992	Bryan Cox	16	84	43	127
1993	Bryan Cox	16	87	35	122
1994	Bryan Cox	16	106	41	147
1995	Bryan Cox	16	104	38	142
1996	+ Zach Thomas	16	131	49	180
1997	Zach Thomas	15	107	42	149
1998	Zach Thomas	16	124	36	160
1999	Zach Thomas	16	117	50	167
2000	Brock Marion	16	85	24	109
2001	Zach Thomas	15	112	68	180
2002	Zach Thomas	16	124	71	195
2003	Zach Thomas	15	113	71	184
2004	Zach Thomas	13	95	73	168
2005	Zach Thomas	14	112	54	166
2006	Zach Thomas	16	103	62	165
2007	Channing Crowder	11	61	17	78

SACKS

1968: Mel Branch, 11.0; **1969:** Bill Stanfill, 8.0; **1970:** Bill Stanfill, 6.0; **1971:** Manny Fernandez, 8.0; **1972:** Vern Den Herder, 10.5; **1973:** Bill Stanfill, 18.5; **1974:** Bill Stanfill, 10.0; **1975:** Vern Den Herder, 11.0; **1976:** Don Reese and Bill Stanfill, 4.0; **1977:** +A.J. Duhe, 7.0; **1978:** Vern Den Herder, 11.0; **1979:** Vern Den Herder, 9.0; **1980:** Kim Bokamper and A.J. Duhe, 5.5; **1981:** Bob Baumhower, 9.0; **1982:** Bob Brudzinski, 4.5; **1983:** Doug Betters, 16.0; **1984:** Doug Betters, 14.0; **1985:** Mike Charles, 7.0; **1986:** Mark Brown, 5.0 (47 yards); **1987:** T.J. Turner, 4.0 (34 yards); **1988:** T.J. Turner, 5.0 (22 yards); **1989:** Jeff Cross, 10.0 (94 yards); **1990:** Jeff Cross, 11.5 (95.5 yards); **1991:** Jeff Cross 7.0 (60 yards); **1992:** Bryan Cox 14.0 (115 yards); **1993:** Jeff Cross 10.5 (62 yards); **1994:** Jeff Cross 9.5 (58.5 yards); **1995:** Bryan Cox 7.5 (46 yards); **1996:** Trace Armstrong 12.0 (81.5 yards); **1997:** Trace Armstrong 5.5 (45 yards); **1998:** Trace Armstrong 10.5 (63 yards); **1999:** Rich Owens 8.5 (61 yards); **2000:** Trace Armstrong 16.5 (96.5 yards); **2001:** Jason Taylor 8.5 (44.5 yards); **2002:** #-Jason Taylor 18.5 (162.5 yards); **2003:** Adewale Ogunleye 15.0 (71 yards); **2004:** Jason Taylor 9.5 (62.5 yards); **2005:** Jason Taylor 12.0 (80 yards); **2006:** Jason Taylor 13.5 (74 yards); **2007:** Jason Taylor 11.0 (63 yards).

+ Rookie

- League Leader

DOLPHINS OFFENSE YEAR BY YEAR

YEAR	PLAYS	FIRST DOWNS	RUSH YARDS	PASS YARDS	TOTAL YARDS	NFL RANK* T-R-P	TOTAL POINTS
1966	884	200	1410	2048	3458	22-21-19	213
1967	847	212	1323	2336	3659	17-18-17	219
1968	892	247	1704	2402	4106	12-15-11	276
1969	878	224	1513	2077	3590	23-23-21	233
1970	827	228	2082	1957	4039	11- 3-20	297
1971	804	232	2429	1983	4412	5- 1-19	315
1972	893	291	2960	2076	5036	1- 1-16	385
1973	776	215	2521	1582	4103	9- 3- 1	343
1974	884	272	2191	2084	4275	11- 4-16	327
1975	896	266	2500	2009	4509	11- 4-20	357
1976	874	267	2118	2268	4386	13-13-10	263
1977	866	267	2366	1961	4327	10- 5-16	313
1978	954	270	2366	2469	4835	13-11-15	372
1979	1006	297	2187	2763	4950	16-17-14	341
1980	1015	284	1876	2688	4564	26-17-24	266
1981	1063	306	2173	3149	5322	16-10-16	345

YEAR	PLAYS	FIRST DOWNS	RUSH YARDS	PASS YARDS	TOTAL YARDS	NFL RANK* T-R-P	TOTAL POINTS
1982	582	165	1344	1314	2658	19- 3-27	198
1983	1033	314	2150	3045	5195	16-13-19	389
1984	1070	387	1918	5018	6936	1-16- 1	513
1985	1039	361	1729	4114	5843	6-18- 2	428
1986	1011	351	1545	4779	6324	2-25- 1	430
1987	1005	331	1662	3876	5538	4-23- 1	362
1988	963	321	1205	4516	5721	5-28- 1	319
1989	1011	311	1330	4216	5546	7-27- 3	331
1990	975	303	1535	3512	5047	14-22- 5	336
1991	970	312	1352	3889	5241	7-25- 3	343
1992	998	316	1525	3975	5500	5-24- 2	340
1993	1030	309	1459	4353	5812	2-25- 1	349
1994	1078	344	1658	4420	6078	1-13- 2	389
1995	1034	345	1506	4210	5716	8-21- 4	398
1996	1000	293	1622	3543	5165	14-19-11	339
1997	1028	311	1343	3792	5135	11-29- 2	339
1998	1028	269	1535	3395	4930	16-24-10	321
1999	1071	287	1453	3485	4938	20-22-13t	326
2000	945	251	1894	2567	4461	26-14-27	323
2001	953	263	1664	3157	4821	21-23-19	344
2002	1010	318	2502	2890	5392	15- 2-26	378
2003	968	266	1817	2792	4609	24-17-26	311
2004	1022	267	1339	3065	4404	29-31-21	275
2005	1026	274	1898	3300	5198	16-14-12	318
2006	1034	281	1673	3287	4960	20-22-13	260
2007	989	283	1569	3031	4600	28-23-24	267

*1966-69 are AFL-NFL combined rankings

DOLPHINS DEFENSE YEAR BY YEAR

YEAR	PLAYS	FIRST DOWNS	RUSH YARDS	PASS YARDS	TOTAL YARDS	NFL RANK* T-R-P	TOTAL POINTS
1966	857	237	1510	3101	4611	19- 7-22	362
1967	843	269	2145	2835	4980	22-25-17	407
1968	808	240	2172	2712	4884	23-22-20	355
1969	851	206	1489	2637	4126	10- 9-16	332
1970	808	226	1453	2551	4004	14- 7-22	228
1971	800	214	1661	2000	3661	5- 8- 6	174
1972	770	186	1548	1749	3297	1- 3- 5	171
1973	878	195	1991	1290	3281	3-12- 1	150
1974	807	208	1624	2182	3806	8- 7-16	216
1975	858	224	1768	2021	3789	6- 5- 6	222
1976	892	268	2411	2670	5081	26-22-28	264
1977	901	227	1749	2233	3982	16- 6-24	197
1978	1021	298	2261	2908	5169	23-16-26	254
1979	938	238	1702	2737	4439	4- 2-12	257
1980	1062	309	2018	3206	5224	14-15-15	305
1981	1039	296	2032	3331	5363	15-14-19	275
1982	548	147	1285	1027	2312	1-24- 1	131
1983	992	288	2037	3002	5139	7-13- 8	250
1984	1051	314	2155	3265	5420	19-22-14	298
1985	1033	314	2256	3511	5767	23-23-22	320
1986	1058	337	2493	3557	6050	26t-27-22	405
1987	1013	314	2198	3247	5445	26-25-21	335
1988	1072	359	2506	3275	5781	26-26-14	380
1989	1045	337	2153	3543	5696	24-25-18	379
1990	968	268	1831	2716	4547	7-16- 3	242
1991	1019	327	2301	3105	5406	25-27-12	349
1992	976	273	1600	2983	4583	10t- 6-14	281

YEAR	PLAYS	FIRST DOWNS	RUSH YARDS	PASS YARDS	TOTAL YARDS	NFL RANK* T-R-P	TOTAL POINTS
1993	1061	332	1665	3485	5150	20-14-21	351
1994	1000	305	1430	3794	5224	19- 6-25	327
1995	1000	309	1675	3569	5244	16-12-19	332
1996	987	306	1536	3655	5191	18-13-22	325
1997	1004	299	1813	3551	5364	26-17-25	327
1998	944	257	1511	2924	4435	3- 6- 6	265
1999	936	252	1476	2928	4404	5- 8- 5	336
2000	995	289	1736	2900	4636	6-14- 5	226
2001	957	283	1779	2829	4608	5-17- 1	290
2002	974	285	1554	3102	4656	3- 5t- 8	301
2003	1014	283	1452	3335	4787	10- 5-19	251
2004	1009	281	2302	2592	4894	8-31- 2	354
2005	1078	319	1771	3307	5078	18-17-20	317
2006	1005	267	1618	3007	4625	4- 8- 5	283
2007	983	318	2456	3019	5475	23-32-4	437

*1966-69 are AFL-NFL combined rankings

DOLPHINS IN OVERTIME

LOCATION	W	L	T	WON TOSS	LOST TOSS
HOME*	9	9	1	10	9
ROAD*	5	10	0	6	9
TOTALS	14	19	1	16	18

* Home record includes 1-1 mark in playoffs; Road record includes 1-0 mark in playoffs

When they have won the toss, the Dolphins are 9-7 (6-4 home, 3-3 road).

When they have lost the toss, the Dolphins are 5-12-1 (3-5-1 home, 2-7 road).

***Dec. 25, 1971 – Miami 27, at Kansas City 24 (2 OT):** Chiefs win toss. Jan Stenerud has 42-yard FG attempt blocked by Nick Buoniconti of Dolphins. Teams trade punts. Garo Yepremian misses FG try from 52 yards. K.C. QB Len Dawson is intercepted by Jake Scott and teams trade punts. Yepremian kicks a 37-yard FG at 7:40 of the second overtime.

Dec. 14, 1975 – at Baltimore 10, Miami 7: Dolphins win toss. Miami is forced to punt. Colts drive from their own 4 to the Miami 14. Toni Linhart kicks 31-yard FG at 12:44.

Oct. 17, 1976 – Kansas City 20, at Miami 17: Chiefs win toss. Kansas City punts and Miami drives to 20-yard line of Chiefs. Norm Bulaich fumbles into end zone and K.C. recovers for touchback. Chiefs drive to Miami 17 and Jan Stenerud kicks 34-yard FG at 14:48.

Nov. 18, 1979 – at Cleveland 30, Miami 24: Browns win toss. Brian Sipe throws 39-yard TD pass to Reggie Rucker at 1:59.

Nov. 20, 1980 – San Diego 27, at Miami 24: Chargers win toss. San Diego is forced to punt, but Woodrow Lowe intercepts David Woodley at the Miami 40 and returns it to the 12 of the Dolphins. Rolf Benirschke kicks 28-yard FG for Chargers at 7:14.

Dec. 8, 1980 – at Miami 16, New England 13: Dolphins win toss. Miami drives from its own 13 to the 5 of New England with the big play being a 54-yard pass to Duriel Harris from David Woodley. Uwe von Schamann kicks 23-yard FG at 3:20.

Oct. 4, 1981 – at Miami 28, N.Y. Jets 28 (tie): Jets win toss. Teams trade punts twice. Pat Leahy of Jets misses 48-yard FG attempt near end of OT period.

Nov. 8, 1981 – Miami 30, at New England 27: Dolphins win toss. Miami punts, but Bob Brudzinski intercepts Steve Grogan at New England 45 and returns it to 26 of the Pats. Thirteen yards is tacked on for unnecessary roughness on tackle of Brudzinski, before Uwe von Schamann kicks 30-yard FG at 7:09.

***Jan. 2, 1981 – San Diego 41, at Miami 38:** Chargers win toss. Rolf Benirschke misses 27-yard FG for San Diego and Uwe von Schamann of Miami has 34-yard FG blocked by Leroy Jones of Chargers. Benirschke kicks 29-yard FG at 13:52.

Oct. 9, 1983 – Buffalo 38, at Miami 35: Dolphins win toss. Uwe von Schamann misses FGs of 52 and 43 yards for Miami. Joe Danelo kicks 36-yard FG at 13:58.

Nov. 18, 1984 – at San Diego 34, Miami 28: Chargers win toss. Buford McGee runs for 25-yard TD at 3:17.

Sept. 21, 1986 – at N.Y. Jets 51, Miami 45: Jets win toss. Ken O'Brien throws a 43-yard TD pass to Wesley Walker at 2:35.

Dec. 14, 1986 – Miami 37, at L.A. Rams 31: Dolphins win toss. Dan Marino throws a 20-yard TD pass to Mark Duper at 3:04.

Oct. 18, 1987 – at N.Y. Jets 37, Miami 31: Jets win toss. Both teams exchange punts, then interceptions before Jets take over on another Dolphin interception. Pat Ryan passes eight yards to Eddie Hunter at 14:26.

Oct. 25, 1987 – Buffalo 34, at Miami 31: Bills win toss. Scott Norwood kicks 27-yard FG at 4:12.

Oct. 8, 1989 – at Miami 13, Cleveland 10: Browns win toss. Cleveland drives to Miami 26-yard line, but Matt Bahr misses 44-yard FG. Miami drives 55 yards and Pete Stoyanovich kicks 35-yard FG at 6:28.

Dec. 9, 1990 – at Miami 23, Philadelphia 20: Eagles win toss. Both teams exchange punts, then Eagles' Jeff Feagles boots 23-yard punt. Miami drives 35 yards and Pete Stoyanovich kicks 39-yard FG at 12:32.

Nov. 24, 1991 – Miami 16, at Chicago 13: Dolphins win toss. Pete Stoyanovich kicks 27-yard FG at 4:11.

Dec. 22, 1991 – N.Y. Jets 23, at Miami 20: Dolphins win toss. Miami is forced to punt. Raul Allegre kicks 30-yard FG at 6:15.

Dec. 27, 1992 – Miami 16, at New England 13: Patriots win toss. New England is forced to punt. Pete Stoyanovich kicks 35-yard FG at 6:43.

Jan. 2, 1994 – at New England 33, Miami 27: Dolphins win toss. Miami is forced to punt. Dolphins intercept pass but are forced to punt. Drew Bledsoe passes 36 yards to Michael Timpson for touchdown at 10:14.

Oct. 16, 1994 – at Miami 20, L.A. Raiders 17: Dolphins win toss. Pete Stoyanovich kicks 29-yard FG at 5:46.

Nov. 20, 1994 – at Pittsburgh 16, Miami 13: Steelers win toss. Pittsburgh stopped on fourth down. Dolphins forced to punt. Gary Anderson kicks 39-yard FG at 10:19.

Oct. 8, 1995 – Indianapolis 17, at Miami 24: Colts win toss. Cary Blanchard kicks 27-yard FG at 4:58.

Sept. 7, 1997 – at Miami 16, Tennessee 13: Dolphins win toss. Olindo Mare kicks 29-yard FG at 12:45.

Oct. 27, 1997 – Chicago 36, at Miami 33: Dolphins win toss. Both teams exchange punts, then Dan Marino is sacked and fumbles on Dolphins 17-yard line. Jeff Jaeger kicks 35-yard FG at 5:35.

Oct. 25, 1998 – at Miami 12, New England 9: Dolphins win toss. Olindo Mare kicks 43-yard FG at 10:24.

Oct. 23, 2000 – at N.Y. Jets 40, Miami 37: Dolphins win toss. Marcus Coleman intercepts Jay Fiedler pass then fumbles and Oronde Gadsden recovers. Coleman intercepts Fiedler again. John Hall kicks 40-yard field goal at 8:13.

***Dec. 30, 2000 – at Miami 23, Indianapolis 17:** Dolphins win toss. Miami forced to punt. Mike Vanderjagt misses 49-yard field goal wide right. Lamar Smith scores on 17-yard touchdown run at 3:34.

Dec. 29, 2002 – at New England 27, Miami 24: Patriots win toss. Adam Vinatieri kicks 35-yard FG at 12:57.

Oct. 19, 2003 – New England 19, at Miami 13: Dolphins win toss. Olindo Mare misses 35-yard FG. Patriots forced to punt. Tyrone Poole intercepts a Jay Fiedler pass on Patriots 18. Tom Brady connects with Troy Brown for an 82-yard TD pass on the following play at 9:15.

Nov. 16, 2003 – at Miami 9, Baltimore 6: Dolphins win toss. Miami forced to punt. Four plays afterward, Zach Thomas recovers a Jamal Lewis fumble at the Ravens 33, leading to an Olindo Mare 43-yard FG at 6:12.

Sept. 9, 2007 – at Washington 16, Miami 13: Redskins win toss. Shaun Suisham kicks 39-yard FG at 9:24.

Dec. 16, 2007 – at Miami 22, Baltimore 16: Ravens win toss. Matt Stover misses 44-yard FG wide left. Three plays later, Cleo Lemon connects with Greg Camarillo for a 64-yard touchdown at 8:14.

***Playoff Game**

1972 DOLPHINS ONE OF 12 TO LEAD NFL IN POINTS SCORED AND ALLOWED

En route to their perfect 17-0 season, the 1972 Miami Dolphins led the NFL that year in both points scored and points allowed. During the regular season, they averaged 27.5 points per contest while yielding an average of only 12.2. They are one of only 12 teams in NFL history to achieve this feat, and of the other 11, only the 1996 Green Bay Packers went on to win the Super Bowl.

DOLPHINS RECORD IN CLOSE GAMES

The Dolphins owned an 0-6 record in 2007 in games decided by three points or less and a 1-6 mark in games decided by seven points or less. In games decided by three points or less, Miami is 75-63-4 (.542) since the team's inception in 1966. Miami's record in games decided by seven or fewer points is 138-124-4 (.526).

LARGEST COMEBACKS

DOLPHINS

	MARGIN	SCORE/ QUARTER	FINAL SCORE	DATE	OPPONENT
1.	24 points	0-24 (2nd)	34-27	12/15/74	NEW ENGLAND
2.	21 points	0-21 (2nd)	24-23	12/4/05	BUFFALO
2.	18 points	3-21 (2nd)	24-21	1/4/86	CLEVELAND*
3.	18 points	3-21 (2nd)	24-21	11/14/71	PITTSBURGH
4.	17 points	0-17 (3rd)	21-17	11/10/68	at Buffalo
	17 points	3-20 (2nd)	31-23	11/12/89	at N.Y. Jets
	17 points	7-24 (3rd)	28-24	11/27/94	at N.Y. Jets
	17 points	0-17 (2nd)	28-20	10/29/00	GREEN BAY

NOTE: Miami's largest fourth-quarter comeback was from a 16-point deficit (0-16 to 21-16) against New Orleans on September 28, 1980.

OPPONENTS

	MARGIN	SCORE/ QUARTER	FINAL SCORE	DATE	OPPONENT
1.	23 points	7-30 (4th)	40-37 (OT)	10/23/00	at N.Y. Jets
2.	21 points	0-21 (2nd)	34-31 (OT)	10/25/87	BUFFALO
3.	21 points	3-24 (3rd)	27-24 (OT)	10/8/95	INDIANAPOLIS
4.	18 points	10-28 (2nd)	45-28	10/9/77	at Baltimore
5.	17 points	0-17 (3rd)	21-17	10/14/01	at N.Y. Jets
6.	15 points	6-21 (3rd)	22-21	1/9/95	at San Diego*
	15 points	18-33 (4th)	36-33 (OT)	10/27/97	CHICAGO
8.	14 points	0-14 (3rd)	21-24	10/27/68	at Denver
	14 points	0-14 (3rd)	31-28	10/3/76	L.A. RAMS
	14 points	14-28 (4th)	34-28 (OT)	11/18/84	at San Diego
	14 points	7-21 (2nd)	28-21	9/13/87	NEW ENGLAND
	14 points	0-14 (1st)	40-21	11/15/87	at Indianapolis
	14 points	0-14 (2nd)	34-14	11/26/89	PITTSBURGH
	14 points	0-14 (1st)	35-31	9/1/91	at Buffalo
	14 points	7-21 (2nd)	27-24 (OT)	12/29/02	at New England

* Playoff Game

DOLPHINS' TEN LARGEST MARGINS

... OF VICTORY

	MARGIN	SCORE	DATE	OPPONENT
1.	52 points	52-0	11/12/72	NEW ENGLAND
2.	44 points	44-0	11/11/73	BALTIMORE
3.	43 points	43-0	10/19/75	at N.Y. Jets
4.	42 points	42-0	9/10/78	at Baltimore
	42 points	45-3	11/24/86	N.Y. JETS
	42 points	42-0	10/11/87	KANSAS CITY
7.	41 points	55-14	11/24/77	at St. Louis
8.	38 points	45-7	12/20/70	BUFFALO
	38 points	41-3	10/17/71	NEW ENGLAND
	38 points	52-14	9/3/95	N.Y. JETS

... OF DEFEAT

	MARGIN	SCORE	DATE	OPPONENT
1.	55 points	62-7	1/15/00	at Jacksonville*
2.	45 points	48-3	9/28/68	KANSAS CITY
3.	41 points	41-0	10/8/67	at Kansas City
	41 points	41-0	12/14/97	at Indianapolis
5.	35 points	35-0	11/1/70	at Baltimore
	35 points	42-7	10/13/91	at Kansas City
	35 points	38-3	1/9/99	at Denver*

	MARGIN	SCORE	DATE	OPPONENT
8.	34 points	58-24	9/18/66	at Buffalo
	34 points	44-10	10/2/66	at San Diego
	34 points	34-0	10/12/80	at New England

* Playoff Game

DOLPHINS HOME AND AWAY

YEAR	HOME	PCT.	ROAD	PCT.	OVERALL	PCT.
1966	2-5	.286	1-6	.143	3-11	.214
1967	4-3	.571	0-7	.000	4-10	.286
1968	1-5-1	.214	4-3	.571	5-8-1	.393
1969	2-3-1	.417	1-7*	.125	3-10-1	.250
1970	6-1	.857	4-3	.571	10-4	.714
1971	6-1	.857	4-2-1	.643	10-3-1	.750
1972	7-0	1.000	7-0	1.000	14-0	1.000
1973	7-0	1.000	5-2	.714	12-2	.857
1974	7-0	1.000	4-3	.571	11-3	.786
1975	5-2	.714	5-2	.714	10-4	.714
1976	3-4	.429	3-4	.429	6-8	.429
1977	6-1	.857	4-3	.571	10-4	.714
1978	7-1	.875	4-4	.500	11-5	.688
1979	6-2	.750	4-4	.500	10-6	.625
1980	5-3	.625	3-5	.375	8-8	.500
1981	6-1-1	.813	5-3	.625	11-4-1	.719
1982	4-0	1.000	3-2	.600	7-2	.778
1983	7-1	.875	5-3	.625	12-4	.750
1984	7-1	.875	7-1	.875	14-2	.875
1985	8-0	1.000	4-4	.500	12-4	.750
1986	4-4	.500	4-4	.500	8-8	.500
1987	4-3	.571	4-4	.500	8-7	.533
1988	4-4	.500	2-6	.250	6-10	.375
1989	4-4	.500	4-4	.500	8-8	.500
1990	7-1	.875	5-3	.625	12-4	.750
1991	5-3	.625	3-5	.375	8-8	.500
1992	6-2	.750	5-3	.625	11-5	.688
1993	4-4	.500	5-3	.625	9-7	.563
1994	6-2	.750	4-4	.500	10-6	.625
1995	5-3	.625	4-4	.500	9-7	.563
1996	4-4	.500	4-4	.500	8-8	.500
1997	6-2	.750	3-5	.375	9-7	.563
1998	7-1	.875	3-5	.375	10-6	.625
1999	5-3	.625	4-4	.500	9-7	.563
2000	5-3	.625	6-2	.750	11-5	.688
2001	7-1	.875	4-4	.500	11-5	.688
2002	7-1	.875	2-6	.250	9-7	.563
2003	4-4	.500	6-2	.750	10-6	.625
2004	3-5	.375	1-7	.125	4-12	.250
2005	5-3	.625	4-4	.500	9-7	.563
2006	4-4	.500	2-6	.250	6-10	.375
2007	1-7#	.125	0-8	.000	1-15	.063
TOTALS	213-102-3	.675	156-165-1	.486	369-267-4	.580

*Includes 38-23 loss to Boston at Tampa

#Includes 13-10 loss to N.Y. Giants at London, England

TAKE IT AWAY

For the Dolphins, the takeaway/giveaway ratio is the statistical category that has had the biggest correlation between wins and losses. Over the last 12 years (1996-2007), the Dolphins are 69-21 (.767) in games where they have claimed the turnover battle, including a 1-5 mark in 2007. They are 10-66 (.132) over this same stretch in games where their opponent has held the advantage in that department, including an 0-9 register a year ago. In Miami's 97 regular season victories over the last 12 years, the Dolphins are a combined plus-132 in the takeaway/giveaway ratio. In their 95 losses, they are a composite minus-125 in that category.

DOLPHINS MONTH-BY-MONTH

(Regular Season)

YEAR	SEPTEMBER	OCTOBER	NOVEMBER	DECEMBER	JANUARY	RECORD
1966	0-3	2-2	0-4	1-2	0-0	3-11
1967	1-1	0-4	1-3	2-2	0-0	4-10
1968	0-3	2-1-1	2-2	1-2	0-0	5-8-1
1969	0-3	1-2-1	1-4	1-1	0-0	3-10-1
1970	1-1	3-1	3-2	3-0	0-0	10-4
1971	1-0-1	4-1	4-0	1-2	0-0	10-3-1
1972	2-0	5-0	4-0	3-0	0-0	14-0
1973	2-1	4-0	4-0	2-1	0-0	12-2
1974	2-1	3-1	3-1	3-0	0-0	11-3
1975	1-1	4-0	2-2	3-1	0-0	10-4
1976	2-1	2-3	1-3	1-1	0-0	6-8
1977	2-0	3-2	3-1	2-1	0-0	10-4
1978	2-2	4-1	2-2	3-0	0-0	11-5
1979	4-1	2-2	3-2	1-1	0-0	10-6
1980	3-1	1-3	2-3	2-1	0-0	8-8
1981	4-0	1-2-1	2-2	4-0	0-0	11-4-1
1982	2-0	0-0	1-1	3-1	1-0	7-2
1983	3-1	3-2	3-1	3-0	0-0	12-4
1984	5-0	4-0	3-1	2-1	0-0	14-2
1985	3-1	2-2	3-1	4-0	0-0	12-4
1986	1-3	2-2	3-2	2-1	0-0	8-8
1987	1-1	1-3	3-2	3-1	0-0	8-7
1988	1-3	4-1	0-4	1-2	0-0	6-10
1989	1-2	3-2	3-1	1-3	0-0	8-8
1990	3-1	3-0	3-1	3-2	0-0	12-4
1991	2-3	1-2	3-1	2-2	0-0	8-8
1992	3-0	3-1	2-3	3-1	0-0	11-5
1993	2-1	4-0	3-1	0-4	0-1	9-7
1994	3-1	3-1	2-2	2-2	0-0	10-6
1995	3-0	2-3	1-3	3-1	0-0	9-7
1996	3-1	1-3	2-2	2-2	0-0	8-8
1997	2-2*	3-1	3-2	1-2	0-0	9-7
1998	3-0	2-2	3-2	2-2	0-0	10-6
1999	2-0	4-1	2-2	1-3	0-1	9-7
2000	3-1	3-1	3-1	2-2	0-0	11-5
2001	2-1	2-1	3-1	3-2	1-0	11-5
2002	3-1	2-1	2-2	2-3	0-0	9-7
2003	2-1	3-1	3-2	2-2	0-0	10-6
2004	0-3	1-3	1-3	2-2	0-1	4-12
2005	2-1	1-3	1-3	4-0	1-0	9-7
2006	1-2	0-4	4-0	1-4	0-0	6-10
2007	0-4	0-4	0-3	1-4	0-0	1-15
TOTALS	83-53-1	98-69-3	97-78	88-64	3-3	369-267-4

* Includes August 31, 1997, 16-10 win over Indianapolis.

DON SHULA'S COACHING LONGEVITY

Former Dolphins Head Coach Don Shula was one of only five coaches in NFL history to have coached the same team for 20 or more consecutive seasons. Shula (1970-95) completed 26 seasons with the Dolphins. Green Bay's Curley Lambeau (1921-49) and Dallas' Tom Landry (1960-88) share the record with 29 seasons each, while Pittsburgh's Chuck Noll (1969-91) and the N.Y. Giants' Steve Owen (1931-53) coached 23 years with their teams.

DOLPHINS IN SEASON OPENERS

In regular season openers, Miami is 23-18-1. The Dolphins are 14-12-1 in season-openers on the road and 9-6 in season openers which have been at home, including a 7-3 mark at Dolphin Stadium. The Dolphins have won 12 of their last 16 league openers, a record which includes a streak of 11 in a row, from 1992-2002. That streak is the second-longest in NFL history, trailing only the 17-game winning streak that the Dallas Cowboys compiled from 1965-81.

PRIME TIME DOLPHINS

YEAR	DATE	OPPONENT	SCORE		NETWORK	ATTENDANCE
1970	Mon., Nov. 30	at Atlanta	20-7	W	ABC	53,303
1971	Mon., Nov. 29	CHICAGO	34-3	W	ABC	73,071
1972	Mon., Nov. 27	ST. LOUIS	31-10	W	ABC	78,190
1973	Mon., Oct. 15	at Cleveland	17-9	W	ABC	72,070
1973	Mon., Dec. 3	PITTSBURGH	30-26	W	ABC	68,901
1974	Mon., Oct. 7	N.Y. JETS	21-17	W	ABC	61,527
1974	Mon., Dec. 2	CINCINNATI	24-3	W	ABC	71,962
1975	Mon., Sept. 22	OAKLAND	21-31	L	ABC	78,744
1975	Mon., Dec. 1	NEW ENGLAND	20-7	W	ABC	61,963
1976	Mon., Sept. 13	at Buffalo	30-21	W	ABC	77,683
1976	Mon., Nov. 22	BALTIMORE	16-17	L	ABC	62,104
1977	Mon., Dec. 5	BALTIMORE	17-6	W	ABC	68,977
1978	Mon., Oct. 9	CINCINNATI	21-0	W	ABC	54,729
1978	Mon., Nov. 20	at Houston	30-35	L	ABC	50,290
1978	Mon., Dec. 18	NEW ENGLAND	23-3	W	ABC	72,071
1979	Mon., Oct. 8	at Oakland	3-13	L	ABC	52,419
1979	Mon., Nov. 5	HOUSTON	6-9	L	ABC	70,273
1979	Thur., Nov. 29	NEW ENGLAND	39-24	W	ABC	69,174
1980	Mon., Oct. 27	at N.Y. Jets	14-17	L	ABC	53,046
1980	Thur., Nov. 20	SAN DIEGO	24-27	L (OT)	ABC	63,013
1980	Mon., Dec. 8	NEW ENGLAND	16-13	W (OT)	ABC	63,292
1981	Thur., Sept. 10	PITTSBURGH	30-10	W	ABC	74,190
1981	Mon., Oct. 12	at Buffalo	21-31	L	ABC	78,576
1981	Mon., Nov. 30	PHILADELPHIA	13-10	W	ABC	67,797
1982	Mon., Nov. 29	at Tampa Bay	17-23	L	ABC	54,854
1982	Mon., Dec. 27	BUFFALO	27-10	W	ABC	73,924
1983	Mon., Sept. 19	at L.A. Raiders	14-27	L	ABC	57,796
1983	Mon., Nov. 28	CINCINNATI	38-14	W	ABC	74,506
1983	Fri., Dec. 16	N.Y. JETS	34-14	W	ABC	59,975
1984	Mon., Sept. 17	at Buffalo	21-17	W	ABC	65,455
1984	Mon., Nov. 26	N.Y. JETS	28-17	W	ABC	74,884
1984	Mon., Dec. 17	DALLAS	28-21	W	ABC	74,139
1985	Mon., Oct. 14	at N.Y. Jets	7-23	L	ABC	73,807
1985	Mon., Dec. 2	CHICAGO	38-24	W	ABC	75,594
1985	Mon., Dec. 16	NEW ENGLAND	30-27	W	ABC	69,489
1986	Mon., Nov. 10	at Cleveland	16-26	L	ABC	77,949
1986	Mon., Nov. 24	N.Y. JETS	45-3	W	ABC	70,206
1986	Mon., Dec. 22	NEW ENGLAND	27-34	L	ABC	74,516
1987	Sun., Nov. 22	at Dallas	20-14	W	ESPN	56,519
1987	Mon., Dec. 7	N.Y. JETS	37-28	W	ABC	62,592
1987	Sun., Dec. 20	WASHINGTON	23-21	W	ESPN	65,715
1987	Mon., Dec. 28	NEW ENGLAND	10-24	L	ABC	61,192
1988	Mon., Nov. 14	BUFFALO	6-31	L	ABC	67,091
1988	Sun., Nov. 20	NEW ENGLAND	3-6	L	ESPN	53,526
1988	Mon., Dec. 12	CLEVELAND	38-31	W	ABC	61,884
1989	Sun., Dec. 10	NEW ENGLAND	31-10	W	ESPN	55,918
1990	Thur., Oct. 18	NEW ENGLAND	17-10	W	TNT	62,630
1990	Mon., Nov. 19	L.A. RAIDERS	10-13	L	ABC	70,553
1990	Sun., Dec. 9	PHILADELPHIA	23-20	W (OT)	ESPN	67,034
1991	Sun., Nov. 10	NEW ENGLAND	30-20	W	ESPN	56,065
1991	Mon., Nov. 18	BUFFALO	27-41	L	ABC	71,062
1991	Mon., Dec. 9	CINCINNATI	37-13	W	ABC	60,616
1992	Mon., Sept. 14	at Cleveland	27-23	W	ABC	74,765
1992	Mon., Nov. 16	BUFFALO	20-26	L	ABC	70,629
1992	Mon., Dec. 14	L.A. RAIDERS	20-7	W	ABC	67,098
1992	Sun., Dec. 20	N.Y. JETS	19-17	W	ESPN	68,275
1993	Mon., Oct. 4	WASHINGTON	17-10	W	ABC	68,568
1993	Sun., Oct. 24	INDIANAPOLIS	41-27	W	TNT	57,301
1993	Mon., Dec. 13	PITTSBURGH	20-21	L	ABC	70,232
1993	Mon., Dec. 27	at San Diego	20-45	L	ABC	60,311
1994	Sun., Oct. 2	at Cincinnati	23-7	W	TNT	55,056
1994	Sun., Dec. 4	BUFFALO	31-42	L	ESPN	69,358
1994	Mon., Dec. 12	KANSAS CITY	45-28	W	ABC	71,578
1994	Sun., Dec. 25	DETROIT	27-20	W	ESPN	70,980
1995	Mon., Sept. 18	PITTSBURGH	23-10	W	ABC	72,874

YEAR	DATE	OPPONENT	SCORE		NETWORK	ATTENDANCE
1995	Sun., Nov. 5	at San Diego	24-14	W	ESPN	61,996
1995	Mon., Nov. 20	SAN FRANCISCO	20-44	L	ABC	73,080
1995	Mon., Dec. 11	KANSAS CITY	13-6	W	ABC	70,321
1996	Sun., Sept. 8	at Arizona	38-10	W	TNT	55,444
1996	Mon., Sept. 23	at Indianapolis	6-10	L	ABC	60,891
1996	Mon., Nov. 25	PITTSBURGH	17-24	L	ABC	73,489
1996	Mon., Dec. 16	BUFFALO	16-14	W	ABC	67,016
1997	Sun., Sept. 21	at Tampa Bay	21-31	L	TNT	73,314
1997	Mon., Oct. 27	CHICAGO*	33-36	L (OT)	ABC	73,156
1997	Mon., Nov. 17	BUFFALO	30-13	W	ABC	74,155
1997	Sun., Dec. 7	DETROIT	33-30	W	ESPN	72,266
1997	Mon., Dec. 22	NEW ENGLAND	12-14	L	ABC	74,379
1998	Mon., Oct. 12	at Jacksonville	21-28	L	ABC	74,051
1998	Mon., Nov. 23	at New England	23-26	L	ABC	58,729
1998	Sun., Dec. 13	N.Y. JETS	16-21	L	ESPN	74,369
1998	Mon., Dec. 21	DENVER	31-21	W	ABC	74,363
1999	Mon., Sept. 13	at Denver	38-21	W	ABC	75,623
1999	Mon., Oct. 4	BUFFALO	18-23	L	ABC	74,073
1999	Sun., Nov. 7	TENNESSEE	17-0	W	ESPN	74,109
1999	Mon., Dec. 27	N.Y. JETS	31-38	L	ABC	74,230
2000	Sun., Sept. 17	BALTIMORE	19-6	W	ESPN	73,464
2000	Mon., Oct. 23	at N.Y. Jets	37-40	L (OT)	ABC	78,389
2001	Sun., Sept. 9	at Tennessee	31-23	W	ESPN	68,798
2001	Mon., Dec. 10	INDIANAPOLIS	41-6	W	ABC	73,858
2002	Sun., Oct. 13	at Denver	24-22	W	ESPN	75,941
2002	Mon., Nov. 4	at Green Bay	10-24	L	ABC	63,284
2002	Sun., Nov. 10	at N.Y. Jets	10-13	L	ESPN	78,920
2002	Mon., Dec. 9	CHICAGO	27-9	W	ABC	73,609
2003	Sun., Sept. 21	BUFFALO	17-7	W	ESPN	73,458
2003	Mon., Oct. 27	at San Diego*	26-10	W	ABC	73,014
2003	Sun., Nov. 23	WASHINGTON	24-23	W	ESPN	73,578
2003	Mon., Dec. 15	PHILADELPHIA	27-34	L	ABC	73,780
2004	Sun., Sept. 19	at Cincinnati	13-16	L	ESPN	65,705
2004	Sun., Sept. 26	PITTSBURGH®	3-13	L	CBS	72,225
2004	Mon., Nov. 1	at N.Y. Jets	14-41	L	ABC	78,216
2004	Mon., Dec. 20	NEW ENGLAND	29-28	W	ABC	73,629
2004	Sun., Dec. 26	CLEVELAND	10-7	W	ESPN	73,169
2005	Fri., Oct. 21	KANSAS CITY*	20-30	L	CBS	68,350
2006	Thur., Sept. 7	at Pittsburgh	17-28	L	NBC	64,927
2006	Mon., Dec. 25	N.Y. JETS	10-13	L	ESPN	73,500
2007	Mon., Nov. 26	at Pittsburgh	0-3	L	ESPN	57,704

TOTALS: 39-34 Monday Night (32-18 home, 7-16 road); 23-9 Other (17-5 home, 6-4 road)

* Game originally scheduled for Sun., Oct. 26 postponed to Mon., Oct. 27 due to Game 7 of World Series

Game played at Sun Devil Stadium in Tempe, Ariz. due to California wildfires

@ Game originally scheduled to start at 1:00 p.m. but moved back to 8:30 p.m. because of Hurricane Jeanne.

% Game originally scheduled for Sunday, October 23 at 1:00 p.m. but moved up to Friday, October 21 at 7:00 p.m. because of the impending arrival of Hurricane Wilma.

DOLPHINS SEND 156 PLAYERS TO PRO BOWL

Since the 1970 AFL-NFL merger, a Dolphin has been selected to play in the Pro Bowl a total of 156 times, including one following the 2007 season and 19 over the last six years. Over the course of those 38 seasons, 90 offensive players, 60 defensive players and six special teams players have been chosen. The position that has been represented the most is guard, which has occurred on 19 occasions. The only seasons since 1970 that the Dolphins did not have a player selected to the Pro Bowl were 1980 and 1997.

DOLPHINS ON GRASS AND ARTIFICIAL TURF

In regular season action, the Dolphins were 1-12 in 2007 on natural grass (1-7 at home and 0-5 on the road) and 0-3 on artificial/field turf (all on the road). Since 1980 (regular season games only), the Dolphins are 189-120-1 (.611) on grass — 144-74-1 (.660) at home and 45-46 (.495) on the road. On turf over the same period of time, the Dolphins are 61-69 (.469).

DOLPHINS' 10 LARGEST CROWDS

1966-96 = actual attendance

1997-07 = paid attendance

HOME (Dolphin Stadium, 1987-07)

ATTENDANCE	DATE	OPPONENT	RESULT
1. 75,283	10/27/96	Dallas	10-29 L
2. 74,379	12/22/97	New England	12-14 L
3. 74,369	12/13/98	N.Y. Jets	16-21 L
4. 74,363	12/21/98	Denver	31-21 W
5. 74,320	11/19/00	N.Y. Jets	3-20 L
6. 74,307	12/10/00	Tampa Bay	13-16 L
7. 74,295	11/21/99	New England	27-17 W
8. 74,259	11/18/01	N.Y. Jets	0-24 L
9. 74,230	12/27/99	N.Y. Jets	31-38 L
10. 74,155	11/17/97	Buffalo	30-13 W

HOME (Orange Bowl, 1966-86)

ATTENDANCE	DATE	OPPONENT	RESULT
1. 78,939	1/2/72	Baltimore	21-0 W
2. 78,914	11/19/72	N.Y. Jets	28-24 W
3. 78,744	9/22/75	Oakland	21-31 L
4. 78,196	12/24/72	Cleveland	20-14 W
5. 77,596	10/15/72	San Diego	24-10 W
6. 76,801	11/27/72	St. Louis	31-10 W
7. 76,696	12/16/72	Baltimore	16-0 W
8. 76,029	1/6/85	Pittsburgh	45-28 W
9. 75,770	12/23/73	Cincinnati	34-16 W
10. 75,594	12/2/85	Chicago	38-24 W

ROAD

ATTENDANCE	DATE	OPPONENT	RESULT
1. 103,667	1/30/83	*Washington (at Pasadena)	17-27 L
2. 90,163	9/9/07	Washington	13-16 (OT) L
3. 85,462	1/14/73	*Washington (at L.A.)	14-7 W
4. 84,059	1/20/85	*San Francisco (at Stanford)	16-38 L
5. 80,591	1/16/72	*Dallas (at New Orleans)	3-24 L
6. 80,374	11/18/79	Cleveland	24-30 L
7. 80,368	10/4/92	Buffalo	37-10 W
8. 80,252	9/1/91	Buffalo	31-35 L
9. 80,235	12/23/90	Buffalo	14-24 L
10. 80,208	10/29/89	Buffalo	17-31 L

*Super Bowl

81,176 saw the Dolphins and Giants play on October 28, 2007 at London's Wembley Stadium, which was designated as a Dolphins home game

ATTENDANCE

7 home, 7 away from 1966-1977; 8 home, 8 away from 1979-1981, 1983-86, 1988-07; 4 home, 5 away in 1982; 7 home, 8 away in 1987

TICKETS DISTRIBUTED, REGULAR SEASON

YEAR	HOME TOTAL	HOME AVERAGE	ROAD TOTAL	ROAD AVERAGE	TICKETS DIST.
1966	183,934	26,276	243,276	34,754	427,210
1967	202,874	28,982	256,029	36,576	458,903
1968	216,734	30,962	252,271	36,039	469,005
1969	242,815	34,687	280,957	40,137	523,772
1970	440,141	62,877	348,918	49,845	789,059

YEAR	HOME TOTAL	HOME AVERAGE	ROAD TOTAL	ROAD AVERAGE	TICKETS DIST.
1971	482,879	68,982	413,194	59,028	896,073
1972	557,881	79,697	421,503	60,215	979,384
1973	551,270	78,753	474,477	67,782	1,025,747
1974	537,418	76,774	409,643	58,520	947,061
1975	487,758	69,680	424,325	60,618	912,083
1976	400,109	57,158	431,595	61,656	831,704
1977	370,282	52,898	405,979	57,997	776,261
1978	488,068	61,009	434,188	54,274	922,256
1979	498,080	62,260	498,262	62,283	996,342
1980	423,500	52,938	463,890	57,986	887,390
1981	515,103	64,388	468,204	58,526	983,307
1982	247,173	61,975	235,044	47,008	482,217
1983	527,358	65,920	490,497	61,312	1,017,855
1984	542,722	67,840	488,166	61,021	1,030,888
1985	560,447	70,055	514,831	64,354	1,075,278
1986	538,683	67,335	556,232	69,529	1,094,915
1987	476,610	68,087	451,943	56,493	928,553
1988	535,851	66,981	533,744	66,178	1,069,595
1989	492,455	61,557	504,448	63,056	996,903
1990	532,931	66,616	528,665	66,083	1,057,287
1991	507,935	63,492	527,132	65,892	1,035,067
1992	543,995	67,999	539,319	67,415	1,083,314
1993	570,676	71,335	540,515	67,564	1,111,191
1994	593,480	74,185	517,482	64,685	1,110,962
1995	601,954	75,244	528,517	65,940	1,130,471
1996	600,849	75,106	514,408	64,301	1,115,257

ACTUAL, REGULAR SEASON

YEAR	HOME TOTAL	HOME AVERAGE	ROAD TOTAL	ROAD AVERAGE	ALL ACTUAL
1966	177,349	25,336	237,423	33,918	414,772
1967	189,815	27,116	238,289	34,041	428,104
1968	208,987	29,856	237,849	33,978	446,836
1969	226,348	32,335	264,191	37,742	490,539
1970	413,422	59,060	334,422	47,774	747,844
1971	464,658	66,380	403,174	57,596	867,832
1972	544,162	77,737	414,056	59,151	880,058
1973	442,482	63,212	437,554	62,508	880,036
1974	457,768	65,395	397,324	56,761	855,092
1975	453,353	64,765	401,731	57,390	855,084
1976	358,817	51,260	418,727	59,818	777,544
1977	339,698	48,528	383,253	54,750	722,951
1978	465,251	58,156	421,856	52,732	887,107
1979	455,137	56,892	475,116	59,390	930,253
1980	384,829	48,104	439,024	54,878	823,853
1981	489,292	61,161	459,962	57,495	949,254
1982	239,346	59,837	205,948	43,390	445,294
1983	487,939	60,992	451,995	56,499	939,934
1984	524,874	65,609	471,050	58,883	995,924
1985	542,228	67,812	491,990	61,499	1,034,218
1986	467,288	58,411	529,603	66,200	996,891
1987	394,672	56,382	392,118	49,015	786,790
1988	469,276	58,660	470,243	58,780	939,519
1989	447,663	55,958	481,003	60,125	928,666
1990	510,359	63,794	508,113	63,514	1,018,472
1991	476,858	59,607	496,006	62,001	972,864
1992	512,576	64,072	505,503	63,188	1,018,079
1993	537,920	67,240	519,542	64,943	1,057,462
1994	558,057	69,757	506,381	63,298	1,064,438
1995	560,917	70,115	501,583	62,698	1,062,500
1996	545,918	68,240	476,379	59,547	1,022,297

PAID, REGULAR SEASON

YEAR	HOME TOTAL	HOME AVERAGE	ROAD TOTAL	ROAD AVERAGE	PAID TOTAL
1997	574,811	71,851	522,208	65,276	1,097,019
1998	581,784	72,723	546,530	68,316	1,128,314

YEAR	HOME TOTAL	HOME AVERAGE	ROAD TOTAL	ROAD AVERAGE	PAID TOTAL
1999	592,161	74,020	547,485	68,436	1,139,646
2000	589,909	73,738	528,974	66,121	1,118,883
2001	588,127	73,515	531,480	66,435	1,119,607
2002	585,523	73,190	558,981	69,872	1,144,504
2003	587,787	73,473	570,449	71,306	1,158,236
2004	580,808	72,601	563,061	70,382	1,143,869
2005	575,256	71,907	532,541	66,567	1,107,797
2006	585,973	73,246	533,282	66,660	1,119,255
2007	577,835*	72,229	577,126	72,140	1,154,961

*Includes figure of 81,176 for game on October 28, 2007 against New York Giants at London's Wembley Stadium that was designated as a home game.

SEASON TICKETS, PRESEASON

YEAR	SEASON TICKETS	PRESEASON HOME	PRESEASON ROAD	PRESEASON TOTAL
1966	12,503	1- 36,366	3- 55,154	4- 91,520
1967	13,050	2- 86,693	3- 39,414	5-126,107
1968	14,924	3-145,257	2- 27,003	5-172,260
1969	17,478	3-140,514	3- 67,759	6-208,273
1970	26,161	4-246,176	2- 46,008	6-292,184
1971	44,834	4-237,753	2- 92,344	6-330,097
1972	69,303	3-222,821	3-161,100	6-383,921
1973	74,961	4-313,411	2-104,550	6-417,961
1974	67,322	3-193,442	3-157,681	6-351,123
1975	49,026	4-213,186	2-107,190	6-320,376
1976	44,494	2-102,338	4-227,598	6-329,936
1977	34,838	2- 81,517	4-218,777	6-300,294
1978	41,456	2- 97,461	*3-142,278	5-239,739
1979	41,140	2- 94,095	2-118,327	4-212,422
1980	38,385	2- 83,331	2-115,230	4-198,561
1981	37,574	2- 82,792	2-102,272	4-185,064
1982	39,208	2- 91,938	2-115,581	4-207,519
1983	42,039	1- 38,735	3-160,308	4-199,043
1984	43,187	1- 46,705	3-147,125	4-193,830
1985	46,435	2- 78,686	2- 78,501	4-157,187
1986	50,729	2- 96,581	2-104,500	4-201,081
1987	63,096	2-129,687	2-113,016	4-242,703
1988	53,839	2-101,065	≠3-152,384	5-253,449
1989	44,869	2- 92,833	2-108,150	4-200,983
1990	45,570	2- 89,586	2-108,853	4-198,439
1991	47,148	2- 94,038	#3-175,064	5-269,102
1992	43,846	2- 92,939	‡3-183,934	5-276,873
1993	47,996	2- 93,129	2-111,181	4-204,310
1994	48,809	2- 98,466	3-161,412	5-259,878
1995	53,606	2-100,301	2-101,174	4-201,475
1996	60,808	2-106,739	2- 90,898	4-197,637
1997	55,373	2-115,182	@3-198,742	5-313,924
1998	56,002	2-121,099	2-117,457	4-238,556
1999	60,042	2-121,038	2-124,347	4-245,385
2000	58,113	2-118,990	2- 92,826	4-211,816
2001	57,803	2-118,990	\$3-147,591	5-266,581
2002	56,115	2-114,043	2-134,440	4-248,483
2003	59,066	2-121,354	2-118,228	4-239,582
2004	58,544	2-140,090	2-129,892	4-269,982
2005	53,422	2-139,508	%3-141,400	5-280,908
2006	61,121	2-139,982	2-136,617	4-276,599
2007	54,646	2-137,059	2-139,143	4-276,202

* includes 18,355 in Hall of Fame game at Canton, Ohio; ≠ includes 70,535 in American Bowl game in London, England; # includes 51,122 in American Bowl game in Tokyo, Japan; ‡ includes 60,813 in American Bowl game in Berlin, Germany; @ includes 104,629 in American Bowl game in Mexico City, Mexico; \$ includes 22,736 in Hall of Fame Game at Canton, Ohio; % includes 22,792 in Hall of Fame Game at Canton, Ohio

HISTORICAL HIGHLIGHTS

1965

- March 3 – Minneapolis lawyer Joseph Robbie meets AFL Commissioner Joe Foss in Washington, and Foss advises Robbie to apply for an expansion franchise in Miami.
- May 6 – Joseph Robbie meets Miami Mayor Robert King High to ascertain the availability of the Orange Bowl stadium, and the mayor agrees to invite the AFL to Miami.
- June 7 – AFL Executive Committee votes to expand in 1966 at a meeting in Monmouth Park, N.J.
- Aug. 16 – AFL awards its first expansion franchise to Joseph Robbie and television star Danny Thomas for \$7.5 million.
- Nov. 27 – Miami picks Kentucky QB Rick Norton and Illinois RB Jim Grabowski in first round of AFL's college draft.
- Dec. 16 – Miami Dolphins, Ltd. organizes as a Florida limited partnership. Joseph Robbie becomes Managing General Partner and Danny Thomas Sports, Inc., becomes the other general partner.

1966

- Jan. 15 – Miami picks 31 players from eight teams in AFL expansion draft. One of the draftees, T Norm Evans of Houston, would play 10 seasons at right tackle.
- Jan. 29 – George Wilson becomes first head coach after eight years coaching the Detroit Lions (57-46-6 and NFL champions in 1957) and one year as a Washington assistant.
- June 8 – AFL merges into NFL with Pete Rozelle as commissioner. An AFL-NFL championship game is scheduled for the next January followed by a common draft.
- July 5 – Dolphins open first training camp at St. Petersburg Beach as 83 players report.
- Aug. 7 – Training camp moves to St. Andrews School in Boca Raton, Fla.
- Sept. 2 – Joe Auer returns opening kickoff 95 yards for Dolphin TD in first regular-season game, but Oakland wins, 23-14, at Orange Bowl before 26,776 spectators.
- Oct. 16 – Dolphins end string of nine losses (four in preseason) by defeating Denver, 24-7, for first win in franchise history.
- Oct. 23 – Miami earns club's first road win with a 20-13 decision over Houston at Rice Stadium.

1967

- June 1 – Joseph Robbie and W. H. Keland purchase the interest of Danny Thomas and agree to equalize present holdings in Miami Dolphins, Ltd., whenever either acquires outside holdings.
- Aug. 19 – Record crowd of 50,822 sees first interleague game, which Atlanta wins, 27-17.
- Sept. 17 – QB John Stofa breaks his right ankle shortly after scoring a TD, and rookie Bob Griese directs 35-21 victory over Denver at Orange Bowl. RB Abner Haynes gains 151 yards in season opener. Griese throws 68-yard TD pass to Joe Auer.
- Nov. 26 – Dolphins end eight-game losing streak by defeating Buffalo, 17-14, on a fourth-down, 31-yard TD pass from Bob Griese to Howard Twilley with 1:01 remaining.

1968

- Aug. 17 – Dolphins gain first interleague victory, 23-7 over Philadelphia at Orange Bowl.
- Aug. 31 – AFL-record crowd of 68,125 at Orange Bowl sees Coach Don Shula's Baltimore Colts win interleague game, 22-13.

1969

- May 10 – Pro football realignment for 1970 places Dolphins in AFC East with Boston, Buffalo, New York Jets and NFL's Baltimore.
- May 16 – Joseph Robbie becomes majority owner of Dolphins when he is joined by five Miami businessmen in purchasing the interest of W. H. Keland.

1970

- Feb. 18 – Don Shula, 40, becomes head coach and vice president after seven years coaching the Baltimore Colts (71-23-4). He succeeds George Wilson, who coached the Dolphins for four years (15-39-2).
- April 11 – Dolphins join scouting combine BLESTO-V.
- April 13 – NFL Commissioner Pete Rozelle gives the Dolphins' 1971 first-round draft pick to Baltimore as compensation for loss of Don Shula.
- April 20 – Don Shula completes coaching staff with Mike Scarry (defensive line), Monte Clark (offensive line), Bill Arnsparger (defensive coordinator), Howard Schnellenberger (offensive coordinator), Carl Taseff (offensive backs) and holdover Tom Keane (defensive backs).
- April 25 – Don Shula meets 47 players for indoctrination camp at University of Miami.
- July 12 – Rookies report to new training headquarters at Biscayne College in North Miami.
- Aug. 29 – Record crowd of 76,712 sees fourth consecutive preseason victory, 20-13 over Baltimore.
- Dec. 20 – Dolphins extend winning streak to six games and clinch franchise's first playoff berth with 45-7 victory over Buffalo at Orange Bowl.
- Dec. 27 – Dolphins drop a 21-14 decision to the Oakland Raiders at the Oakland-Alameda County Coliseum in club's first-ever playoff game.

1971

- Oct. 17 – QB Bob Griese sets NFL record with three consecutive passes for TDs in first quarter of 41-3 victory over New England at Orange Bowl.
- Nov. 7 – Dolphins post first-ever shutout, 34-0 over Buffalo at Orange Bowl, although Bills gained 364 yards.
- Dec. 19 – Record regular-season crowd of 74,215 paid sees Dolphins win first AFC East title by defeating Green Bay, 27-6. FB Larry Csonka becomes club's first 1,000-yard rusher with 1,051 yards, and placekicker Garo Yepremian leads NFL with 117 points.
- Dec. 25 – Dolphins win longest game (82 minutes, 40 seconds) in pro football history, 27-24 at Kansas City, as Garo Yepremian kicks 37-yard field goal in second overtime of AFC semifinal playoff. The victory marked the first postseason win in franchise history.

1972

- Jan. 2 – Dolphins stymie Baltimore, 21-0, for first AFC Championship before 78,629 spectators at Orange Bowl. Colts are scoreless for first time in 97 games and strong safety Dick Anderson returns interception 62 yards for TD.
- Jan. 16 – Dallas rushes for 252 yards in defeating Dolphins, 24-3, in Super Bowl VI before 81,035 spectators at Tulane Stadium in New Orleans.
- April 25 – Dolphins claim 16-year pro QB Earl Morrall, age 38, on waivers from Baltimore.
- Oct. 1 – Dolphins end season ticket sale at record 69,303.
- Oct. 15 – QB Earl Morrall replaces injured Bob Griese (broken right leg, dislocated ankle) at Orange Bowl and finishes 24-10 victory over San Diego for 5-0 record.
- Nov 12 – Don Shula becomes first NFL coach to win 100 regular-season games in 10 seasons as Dolphins smother New England, 52-0, with 501 total yards at Orange Bowl.
- Dec. 16 – Dolphins achieve NFL's first 14-0 regular-season record and break NFL rushing record with 2,960 yards by defeating Baltimore 16-0 at Orange Bowl.
- Dec. 31 – QB Bob Griese comes off bench in 7-7 battle in third quarter after 10-game absence and rallies Dolphins to 21-17 victory at Pittsburgh to repeat as AFC Champions.

1973

- Jan. 14 – Dolphins cap a perfect season in Super Bowl VII at Los Angeles by defeating Washington, 14-7, for NFL's first and only unbeaten, untied record. A 28-yard TD pass from Bob Griese to Howard Twilley and interceptions by linebacker Nick Buoniconti and safety Jake Scott are key plays. Scott, who recorded two interceptions on the day, is named game's MVP, becoming the first defensive back to earn such recognition.
- April 18 – Dolphins surpass NFL record with 74,961 season ticket sales. Kansas City held old record of 72,855 in 1972.
- Sept. 30 – RB Mercury Morris sets a Dolphins single-game rushing record of 197 yards on 15 carries with three TDs (24, 70, 35) in 44-23 win over New England at Orange Bowl. It's a regular season record that stands until 2002 when Ricky Williams eclipses the mark.
- Dec. 15 – WR Paul Warfield catches four TD passes (21, 7, 16, 4) from Bob Griese in first half

of 34-7 victory over Detroit at Orange Bowl. Dolphins compile best two-year record (26-2) in NFL history.

- Dec. 30 – Dolphins rush for 266 yards in defeating Oakland 27-10 for unprecedented third straight AFC Championship at Orange Bowl.

1974

- Jan. 13 – Dolphins overpower Minnesota, 24-7, in Super Bowl VIII at Rice Stadium in Houston for second consecutive NFL Championship. FB Larry Csonka gains 145 yards on 33 carries as Dolphins outscore three playoff foes, 85-33. Csonka is honored as game's MVP.
- Jan. 20 – Garo Yepremian kicks five field goals for AFC, including 42-yarder with 21 seconds remaining, for 15-13 victory in Pro Bowl at Kansas City. Yepremian becomes the first Dolphin to be named MVP of the Pro Bowl.
- March 31 – FB Larry Csonka, WR Paul Warfield and RB Jim Kiick sign \$3.3 million package deal in Toronto to play for John Bassett in World Football League.
- July 1 – NFL Players Association declares strike, and Dolphin Managing General Partner Joseph Robbie charges NFLPA with search and destroy mission.
- July 10 – Chicago Tribune Charities cancels July 26 College All-Star Game with Dolphins due to strike.
- July 17 – Seven veterans cross picket line: C Jim Langer, S Jake Scott, TE Jim Mandich, LB Bob Matheson, QB Earl Morrall and RBs Don Nottingham and Mercury Morris.
- Aug. 14 – Strike ends after seven weeks.
- Dec. 15 – Dolphins rally from 24-point deficit to defeat New England 34-27 for 31st consecutive victory (excluding preseason) at Orange Bowl. QB Earl Morrall passes for 288 yards as Miami closes with 11-3 record.
- Dec. 21 – Raiders spoil Dolphins' bid for third consecutive NFL Championship, 28-26, in AFC semifinal at Oakland on 8-yard TD pass from Ken Stabler to Clarence Davis with 26 seconds remaining.

1975

- Sept. 22 – Winning streak at Orange Bowl stops at 31 games after 31-21 loss to Oakland.
- Oct. 22 – World Football League folds after losing \$30 million, but three ex-Dolphins remain under contract to John Bassett.
- Dec. 14 – Dolphins suffer 10-7 loss in overtime at Baltimore on 31-yard FG by Toni Linhart and miss qualifying for playoffs for first time in six years under Don Shula.

1976

- Jan. 22 – Prescription Athletic Turf (grass) approved for Orange Bowl stadium at a cost of \$244,500.

1977

- March 14 – Dolphins agree to 10-year lease for use of Orange Bowl with three-year cancellation notice. New lease doubles rent to \$45,000 per game, but is less than City of Miami's proposed 10 percent of gross ticket sales.
- May 2 – QB Earl Morrall, age 43, who spent five seasons with the Dolphins, retires after a 21-year career. Morrall passed for 20,809 career yards and guided the Dolphins through most of undefeated 1972 season.
- Sept. 11 – QB Bob Griese, forced to wear eyeglasses because of problems with contact lenses, passes for two TDs in 27-21 preseason victory at New York Giants. Griese becomes the first quarterback to successfully wear eyeglasses in NFL game action. The glasses Griese wears in the 1978 AFC NFL Hall of Fame Game are on display in the Pro Football Hall of Fame.
- Nov. 24 – QB Bob Griese becomes first NFL quarterback since 1972 to throw six TD passes in a game, and Dolphins set records of 55 points and 503 yards in 55-14 rout on Thanksgiving Day at St. Louis.
- Dec. 15 – Maxwell Club of Philadelphia names QB Bob Griese as its Pro Player of Year.

1978

- Feb. 17 – Chuck Connor, 40, becomes Director of Player Personnel after three years of scouting for BLESTO. He succeeds Bobby Beathard, who resigned Feb. 7 to become general manager of the Washington Redskins.
- April 17 – Dolphins acquire RB Delvin Williams from San Francisco 49ers in exchange for WR Freddie Solomon, S Vern Roberson and picks in the first and fifth rounds of 1978 draft.

- Nov. 12 – Delvin Williams becomes NFL's first 1,000-yard rusher of 1978 with 144 yards and two TDs in 25-24 triumph at Buffalo, marking 18th straight win over Bills. Williams sets Dolphin record of 1,258 yards rushing in season.
- Dec. 10 – LB Larry Gordon intercepts three passes in 23-6 rout of Oakland Raiders at Orange Bowl to clinch wild-card berth in playoffs.
- Dec. 18 – Garo Yepremian ties NFL record with 16th consecutive field goal, capping 23-3 victory over New England and boosting Dolphins to 11-5 record.

1979

- Jan. 8 – Howard Schnellenberger, receivers and passing game coach, is named head coach at the University of Miami.
- Feb. 22 – FB Larry Csonka, 32, re-signs with Dolphins as a free agent after four-year absence in World Football League (1975) and with NFL's New York Giants (1976-78).
- Oct. 14 – Tony Nathan escapes on record 86-yard punt return for TD as Dolphins defeat Buffalo, 17-7, for 20th consecutive win in series, the NFL's longest consecutive win streak by one team over another.
- Nov. 29 – QB Bob Griese, benched in favor of Don Strock for second straight game, rallies Dolphins to 26 points in second half for 39-24 victory over New England as FB Larry Csonka scores three TDs.
- Dec. 9 – QB Bob Griese completes 17 of 22 passes for 229 yards in 28-10 win at Detroit which clinches AFC East title.
- Dec. 30 – Pittsburgh overpowers Dolphins with 20-point first quarter in 34-14 playoff victory at Pittsburgh, and Steelers eventually win Super Bowl XIV.

1980

- Sept. 5 – Don Shula signs four-year contract through 1983 season, canceling old pact which had one year remaining.
- Sept. 7 – In season opener, running back Joe Cribbs rushes for 60 yards, catches nine passes for 71 yards and scores a TD in Buffalo's 17-7 win at Rich Stadium, ending the Dolphins' 20-game winning streak over the Bills.
- Sept. 21 – QB Bob Griese wins his 100th game, coming off bench and passing for two TDs in fourth quarter for 20-17 victory at Atlanta.

1981

- Feb. 5 – Six-time All-Pro guard Larry Little, 35, retires following a 14-year career which included 12 years with the Dolphins. He ended with 152 career starts.
- June 25 – QB Bob Griese, the 14th passer in football history to eclipse 25,000 yards, retires following a 14-year career with the Dolphins. He had presided over 101 of the 135 victories in the club's history (101-62-3) and was consensus All-Pro in 1971 and 1977. The six-time Pro Bowl quarterback held records of 1,926 completions in 3,429 attempts, 25,092 yards and 56.2 percent passing accuracy. He guided Miami to Super Bowl triumphs in 1972 and 1973.
- July 1 – Dolphin linebacker Rusty Chambers is killed in an automobile accident in Hammond, La.
- Sept. 27 – Coach and son clash as Shula Bowl I has Don Shula opposed by Baltimore rookie punt returner David Shula. Dolphins outlast Colts, 31-28, for fourth straight win in Baltimore.
- Oct. 4 – Wide receiver Nat Moore sets Dolphin record (since broken) with 210 receiving yards (on seven catches) as Miami and New York Jets play to 28-28 tie.
- Nov. 1 – Shula Bowl II, as the Dolphins defeat the Colts and David Shula 27-0 in Miami.
- Nov. 8 – Don Shula captures 200th NFL coaching victory when linebacker Bob Brudzinski intercepts pass in overtime to set up Uwe von Schamann for 30-yard field goal in 30-27 triumph at New England.

1982

- Jan. 2 – Dolphins overcome 24-0 deficit but succumb in overtime, 41-38, to San Diego in highest-scoring playoff game in history. Rolf Benirschke ends four-hour struggle with 29-yard field goal. It is the first game in NFL history where two quarterbacks, Miami reliever Don Strock and San Diego star Dan Fouts, both passed for more than 400 yards. Orange Bowl crowd of 73,735 comprised fourth sell-out of season.
- Sept. 21 – NFLPA calls players strike with games not resuming until November 21.
- Dec. 12 – In one of the most bizarre incidents in Miami Dolphin history, a work release parolee (Mark Henderson) cleared a space on the snow-frozen turf at New England's Sullivan Stadium that enabled the Patriots to kick a late fourth-quarter field goal and win the game, 3-0, before 25,716 fans.

- Dec. 27 – The incredible record of not having won in 16 years in the Orange Bowl continues as the Dolphins score 20 unanswered points in the second half to defeat the Buffalo

1983

- Jan. 8 – For the first time in nine years, the Dolphins win a playoff game, defeating the New England Patriots, 28-13, before 68,842 fans at the Orange Bowl.
- Jan. 16 – The Dolphins choke off the San Diego Chargers famed offense and defeat them, 34-13, before 71,383 fans. The Chargers were held to only 247 yards in total offense, 203 yards below their league-leading average. The win enabled the Dolphins to reach their fourth conference title game in team history and the first since the 1973 season.
- Jan. 23 – A.J. Duhe sets an AFC playoff record with three interceptions, including one for a 35-yard touchdown romp, as the Dolphins defeat the New York Jets for the third time in one season to win the AFC crown, 14-0.
- Jan. 30 – In Pasadena, California, the Dolphins appear in their fourth Super Bowl, and in spite of leading with only 10 minutes to play, they lose, 27-17, to Washington before a sell out crowd of 103,667 at the Rose Bowl and a TV audience estimated at 115 million. Fulton Walker sets a Super Bowl record with a 98-yard kickoff return for a touchdown as he returns four kickoffs for a total of 190 yards.
- June 25 – Starting linebacker Larry Gordon dies of a rare heart disease while jogging in Arizona at the age of 28. Gordon had been the Dolphins' first-round draft choice in 1976 out of Arizona State.
- Oct. 9 – Quarterback Dan Marino and wide receiver Mark Duper make their first-ever starts for the Miami Dolphins, with Marino passing for 322 yards and Duper netting seven catches for 202 yards. The offensive explosion produces 971 total yards between the Dolphins and Bills, with Buffalo winning the Orange Bowl encounter, 38-35 in overtime.
- Nov. 28 – Dolphin Owner Joseph Robbie announces the signing of Head Coach Don Shula to a multi-year contract.
- Dec. 2 – Bill Arnsparger, the Dolphins' Assistant Head Coach and mastermind of the team's defense, resigns to become the head coach at Louisiana State University. His resignation is effective at the end of the season.
- Dec. 27 – The Dolphins name 54-year-old Chuck Studley as their Defense Coach to replace Bill Arnsparger. Studley had spent the 1983 season as defensive coordinator and then interim head coach of the Houston Oilers.

1984

- March 5 – Miami Dolphin Owner Joseph Robbie announces plans to build a new multi-purpose stadium in north Dade County. Mr. Robbie also announces acquisition of the land and discusses possible stadium funding.
- June 24 – Running back David Overstreet is killed in an automobile accident in Winona, Texas.
- Oct. 21 – Wide receiver Nat Moore catches a 19-yard TD pass from QB Dan Marino for the 58th touchdown of his Dolphin career, surpassing Larry Csonka's all-time club record of 57.
- Nov. 11 – The Dolphins remain the NFL's only unbeaten team as they improve their record to 11-0 (16 straight regular-season wins) with a 24-23 victory over Philadelphia. DE Doug Betters' block of an Eagle PAT with 1:52 remaining in the game seals the win.
- Dec. 2 – The Dolphins lose a 45-34 decision to the Raiders, but QB Dan Marino breaks the all-time NFL record for TD passes in a season with his 37th. His record-breaking touchdown pass, which came on a four-yard toss to Jimmy Cefalo in the first quarter, was the first of four on the day for Marino as he reached the 40-touchdown plateau. He also shatters Dolphin single-game records for most yards passing (470), most completions (35) and most attempts (57).
- Dec. 17 – Miami ends the regular season with the best record in the AFC (14-2) following a 28-21 victory over Dallas. WR Mark Clayton catches three touchdown passes to give him 18 for the season as he eclipses the all-time NFL mark in that category. Dan Marino becomes the first-ever NFL quarterback to pass for over 5,000 yards in a season as he ends up with 5,084. The most prolific passing season in NFL history also consists of 48 touchdown passes, 564 attempts, 362 completions and only 17 interceptions for a franchise record passer rating of 108.9. Both Clayton (73-1,389) and WR Mark Duper (71-1,306) surpass prior Dolphin records for receptions and reception yardage in one season.
- Dec. 20 – QB Dan Marino is named as the NFL's Most Valuable Player by the Associated Press.

1985

- Jan. 6 – The Dolphins defeat the Steelers, 45-28, in the AFC Championship game in Miami to earn a berth in Super Bowl XIX.

- Jan. 8 – Joseph Robbie gives the go-ahead to prepare final plans and specifications to construct the new 75,000-seat Dolphin Stadium.
- Jan. 20 – The Dolphins drop a 38-16 decision to the San Francisco 49ers in Super Bowl XIX before 84,059 fans at Stanford Stadium in Palo Alto, California.
- Feb. 15 – Miami names 42-year-old Mel Phillips as its new defensive backfield coach. Phillips comes to the Dolphins after five seasons in the same capacity for the Detroit Lions.
- March 14 – Following a presentation led by Joseph Robbie to NFL owners at the league meetings in Phoenix, Miami is selected as the site for Super Bowl XXIII (1989).
- Sept. 29 – In a game billed nationally as "Marino-Elway I," Miami's Dan Marino wins this one over Denver, 30-26, completing 25 of 43 passes for three TDs and a season-best 390 yards. Veteran WR Nat Moore also produces his top performance of 1985 with the 12th 100-plus yard game of his career.
- Dec. 1 – Owner Joseph Robbie officially breaks ground on the new 75,000-seat Dolphin Stadium.
- Dec. 2 – Led by a swarming defense that produces six sacks and three interceptions, the Dolphins administer the only defeat to be suffered by the eventual Super Bowl champion Chicago Bears, 38-24. A season-high Orange Bowl crowd of 75,594 witness the Monday night affair.
- Dec. 8 – The Dolphins record a 34-24 victory over the Green Bay Packers at Lambeau Field. The mercury at kickoff registers 23 degrees, marking the coldest conditions in which the Dolphins have won a game in franchise history.
- Dec. 31 – Owner Joseph Robbie obtains the construction loan and is granted permanent financing for the new Dolphin Stadium.

1986

- Jan. 4 – The Dolphins rally from a 21-3 deficit to defeat the Cleveland Browns 24-21 in an AFC divisional playoff game. Miami is led offensively by Tony Nathan's 10 receptions for 101 yards and rookie Ron Davenport's two touchdowns.
- Jan. 12 – Despite 20 tackles by LB Bob Brudzinski, the Dolphins commit six turnovers and lose, 31-14, to the New England Patriots in the AFC Championship game before 74,978 fans in the Orange Bowl. It marks Miami's first loss in an AFC title game in six tries.
- Jan. 21 – Dolphin C Dwight Stephenson is named the recipient of the NFL's Man of the Year award at a press conference in New Orleans. The award is in recognition of Stephenson's outstanding performance on the playing field and in the community.
- Jan. 22 – The Dolphins announce the retirement of Defensive Line Coach Mike Scarry, a member of Don Shula's staff since 1970. Dan Sekanovich, formerly of the Jets and Falcons, is named to replace him.
- Feb. 19 – Miami appoints Receivers and Quarterbacks Coach David Shula to the position of Assistant Head Coach. In addition, the club names Mike Westhoff as the Special Teams/Tight Ends Coach.
- June 3 – Owner Joseph Robbie plants a ceremonial 30-foot Royal Palm tree to begin a million dollar beautification project near Dolphin Stadium.
- Sept. 6 – Dan Marino signs a multi-year contract to remain as quarterback of the Dolphins. Two days before, Marino's wife, Claire, had given birth to the couple's first child – Daniel Charles.
- Sept. 21 – Miami suffers a heart-breaking 51-45 overtime loss to the N.Y. Jets in the Meadowlands as Dan Marino reaches 1,500 career attempts to qualify as the NFL's top-ranked passer of all-time. Marino finishes the afternoon 30 of 50 for 448 yards and six TDs. The six TDs are a personal high for Marino and tie the team record held by Bob Griese. Mark Duper (154) and Mark Clayton (174) each have over 100 yards receiving in the game.
- Oct. 12 – In what was billed as "Marino-Kelly I," the Dolphins and Dan Marino (24 of 41 for 337 yards) defeat the Buffalo Bills and Jim Kelly (20 of 28 for 218 yards, two INTs) 27-14 at the Orange Bowl.
- Nov. 24 – The N.Y. Jets enter the Orange Bowl with a nine-game winning streak and the league's best record at 10-1. They leave with a 45-3 loss as Lorenzo Hampton rushes for 148 yards and two TDs on 19 carries (7.8 average) including a 54-yard TD run. Hampton's 100 yards snap a streak of 36 regular-season games (41 overall) for Miami without a 100-yard rusher. Marino completes a personal-high 80.6 percent of his passes (29 of 36) for 288 yards and four TDs.
- Nov. 25 – Less than 24 hours after the memorable 45-3 win over the Jets, General Manager Mike Robbie announces at a press conference that Don Shula has signed a multi-year contract to remain as head coach.
- Dec. 14 – Dan Marino sets an NFL career record with the seventh 400-yard game of his career as he passes for 403 yards in a thrilling 37-31 overtime win in Anaheim, Calif., over the playoff-bound L.A. Rams. Marino completes 29 of 46 with five TDs, including a 20-yarder to Mark Duper in OT to win the game. Marino is named AFC Offensive Player of the Week for his efforts.

- Dec. 22 – The Dolphins play their final game in the Orange Bowl – a 34-27 loss to the New England Patriots. New England captures the AFC East title with the win. The Dolphins finish 21 years in the Orange Bowl with an impressive 110-38-3 (.738) regular-season record. Marino sets NFL single-season records for completions (378) and attempts (623).

1987

- Jan. 10 – John Offerdahl is named Old Spice NFL Rookie of the Year
- Jan. 20 – Tom Olivadotti, an assistant for the Cleveland Browns, is named Defensive Coach for Miami. He is put in charge of the overall defense with the prime responsibility of pass defense. Chuck Studley is re-assigned as Linebacker Coach, with prime responsibility of run defense. Linebacker Coach Bob Matheson resigns.
- Jan. 27 – Former Dolphin greats Larry Csonka and Jim Langer are among a group of seven named to the Pro Football Hall of Fame. They join Paul Warfield as the only members of the franchise to earn the honor, with induction scheduled for August 8.
- Aug. 16 – The Dolphins play host to the Chicago Bears in the first game ever played in Joe Robbie Stadium. The date marks the 22nd anniversary of the Dolphin franchise. The Bears put a damper on the festive evening with a 10-3 preseason victory before 63,451. QB Dan Marino (dislocated ring finger on right hand) and LB John Offerdahl (torn right bicep) suffer injuries. Marino is out for three weeks; Offerdahl will miss the first six regular-season games.
- Sept. 22 – NFL Players Association goes on strike; the Dolphins' home contest with New York Giants (first regular-season game in Joe Robbie Stadium) on September 27 is canceled because of strike.
- Oct. 4 – The Dolphins' "replacement" team takes the field for the first time, traveling to Seattle to meet the Seahawks. The Dolphins lose, 24-20.
- Oct. 11 – Miami's replacement team records a 42-0 shutout victory over the Kansas City Chiefs in the first regular season game played in Joe Robbie Stadium. Safety Liffort Hobley (two interceptions, 55-yard fumble recovery for a TD, four tackles, two passes defended) is named AFC defensive player of the week for his efforts. Don Shula and Joe Robbie are given game balls by the replacement team following the contest in honor of Miami's first win in the new stadium. The next week (October 18), the replacement team loses its last game, 37-31 in overtime, to the N.Y. Jets at the Meadowlands.
- Oct. 25 – After four missed weeks of action (one game cancellation, three replacement games), the regular Dolphin players return to action. Miami loses, 34-31, in overtime at home to the Buffalo Bills. The 21-point comeback by Buffalo is the best ever by an opponent against a Dolphins team.
- Nov. 1 – Don Shula wins his 250th regular-season game as the Dolphins defeat Pittsburgh 35-24 at Joe Robbie Stadium.
- Nov. 29 – The Dolphins suffer their first shutout loss (27-0 at Buffalo) since December 12, 1982 – the famous snowplow game at New England (3-0). The game also sees the end of Dan Marino's streak of 30 straight games with at least one touchdown pass. His string is second all-time to Johnny Unitas' 47.
- Dec. 30 – RB Troy Stradford is named NFL Offensive Rookie of the Year by the Associated Press.

1988

- Feb. 29 – Former Dolphin Larry Seiple is named receivers coach. Seiple, who had been out of pro coaching for a year, had been receivers coach at Detroit (1980-84) and Tampa Bay (1985-86).
- July 31 – The Dolphins make their first ever trip abroad and take on the San Francisco 49ers at Wembley Stadium in London for the third-annual American Bowl. Miami comes from behind to defeat the 49ers, 27-21, before 70,535 British fans to open the preseason.
- Oct. 9 – The Dolphins reverse history by defeating the Raiders, 24-17, at the Los Angeles Memorial Coliseum. It marks Miami's first win ever against the Raiders in their home stadium and the Dolphins' first victory over the Raiders in 10 years. The game is played in 96 degree heat - the warmest game in Dolphins' history.
- Oct. 23 – Dan Marino records the second-best single-game passing yardage total in NFL history – 521 yards (Norm Van Brocklin holds the single-game record of 554 yards) and completes 35 of a team record 60 attempts, all to no avail as the N.Y. Jets defeat the Dolphins, 44-30, at Joe Robbie Stadium.
- Oct. 30 – Shula Bowl III – Head Coach Don Shula and his assistant head coach and son, David Shula, are on the opposite side of the field of Mike Shula, a coaches' assistant for Tampa Bay, as the Dolphins defeat the Bucs, 17-14, in Tampa Stadium.
- Dec. 12 – Dan Marino becomes the first quarterback in NFL history to pass for over 4,000 yards four times in a career in the Dolphins' 37-31 win over Cleveland. He also throws for

his 193rd career touchdown, setting a new Dolphin record and surpassing the total of former quarterback Bob Griese, who had previously held the mark. Marino tops the record that took Griese 14 seasons to accomplish in only six-plus seasons. Also, receiver Mark Clayton surpasses Nat Moore in the record books as he catches a pass in his 37th consecutive game.

1989

- Jan. 22 – Joe Robbie Stadium hosts Super Bowl XXIII only two-and-a-half years after its initial opening. San Francisco comes back in the final minutes of the game to defeat the Cincinnati Bengals, 20-16. The game marks the first time since Super Bowl XIII (January 21, 1979) that the NFL's championship game is played in Miami.
- Jan. 23 – Dolphin Linebackers Coach Chuck Studley resigns after five seasons with Miami.
- Jan. 25 – Former Miami Hurricanes defensive coordinator Dave Wannstedt joins the Dolphins coaching staff as linebackers coach.
- Feb. 27 – David Shula, the Dolphins' assistant head coach and passing game coordinator, and Dave Wannstedt, the team's linebackers coach, resign their respective positions to accept new posts with the Dallas Cowboys.
- March 1 – George Hill is named the new linebackers coach for the Dolphins, while John Sandusky, the Dolphins' offensive line coach, is promoted to assistant head coach.
- March 6 – Gary Stevens, formerly of the University of Miami, is named quarterbacks/pass offense coach for the Dolphins.
- May 15 – Chuck Connor, the Dolphins director of player personnel for 11 seasons, announces his resignation to join the Atlanta Falcons as director of pro scouting.
- June 12 – Tom Heckert, formerly a college scout with the Tampa Bay Buccaneers and Cleveland Browns, is named Miami's Director of College Scouting.
- Sept. 17 – In Miami's 24-10 win at New England, Dan Marino throws his 200th career touchdown pass, becoming the 13th player in NFL history to throw for 200 TDs. It was just his 89th career game, and he reaches the 200 touchdown pass mark faster than any quarterback in NFL history.
- Oct. 8 – In Miami's 13-10 overtime win vs. Cleveland, Dan Marino goes over 25,000 yards passing in his career, becoming the 25th player in NFL history to reach the 25,000 yards passing milestone. Marino also breaks Bob Griese's Dolphin team record of 25,092 career passing yards.
- Nov. 12 – Pete Stoyanovich kicks a team-record 59-yard field goal in a 31-23 victory over the New York Jets, a kick that also tied the third longest field goal in NFL history.
- Nov. 19 – Miami defeats Dallas, 17-14, in Shula Bowl IV, as Don Shula extends his record to 4-0 in Shula vs. Shula contests. This time Shula was opposed by son Dave, the Assistant Head Coach of the Cowboys.
- Dec. 3 – Dan Marino goes over 3,000 yards passing for the year in Miami's 26-21 loss at Kansas City. It was his sixth season passing for 3,000 yards and he ties Dan Fouts' NFL record of six 3,000 yard seasons.
- Dec. 24 – The Dolphins are eliminated from playoff contention with a 27-24 loss to the Kansas City Chiefs in the season finale at Joe Robbie Stadium. The game is played in 40-degree weather, the coldest home game in the history of the Dolphins.

1990

- Jan. 7 – Joseph Robbie, founder and owner of the Dolphins and the driving force behind the construction of Joe Robbie Stadium, dies of respiratory failure at age 73.
- Jan. 12 – The Miami Dolphins and Robbie Stadium Corporation undergo an organization realignment to ensure continued administration of both entities by the Robbie family. Tim Robbie becomes President of the Dolphins, Dan and Janet Robbie are named Executive Vice Presidents of the team, while Eddie Jones is named Executive Vice President and General Manager of the club. In addition, J. Michael Robbie is named Executive Vice President of Robbie Stadium Corporation.
- Jan. 19 – Dolphins President Tim Robbie announces that the Dolphins have signed Don Shula to a three-year contract to remain as head coach.
- Jan. 27 – Former Dolphin great Bob Griese is among a group of seven named to the Pro Football Hall of Fame. Griese becomes the fourth player in Miami history to earn the honor with induction scheduled for August 4.
- Feb. 7 – Monte Clark, former San Francisco and Detroit Head Coach and Dolphin Assistant Coach, is named Miami's Director of Pro Personnel, while Charley Winner is given expanded duties and is named the club's Director of Player Personnel.
- March 7 – H. Wayne Huizenga, Chairman of the Board and Chief Executive Officer of Blockbuster Video, purchases fifty percent of the Robbie Stadium Corporation (the

- parent company of Joe Robbie Stadium) as well as a fifteen percent limited partnership in the Miami Dolphins.
- Sept. 9 – Sammie Smith rushes for an opening-day record 159 yards and a touchdown as the Dolphins break a five-year losing streak in season openers with a 27-24 win at the New England Patriots.
 - Sept. 16 – Team founder Joe Robbie is the first enshrinee on the “Dolphin Honor Roll” at Joe Robbie Stadium. The Dolphins record a 30-7 triumph over the Buffalo Bills, marking Don Shula’s 200th career regular season win as the team’s head coach.
 - Oct. 18 – In Miami’s 17-10 win over the New England Patriots, Don Shula coaches in his 400th career regular season game as a head coach in the NFL.
 - Nov. 19 – During halftime of Miami’s 13-10 loss to the Los Angeles Raiders, the team’s four Hall of Fame enshrinees, Larry Csonka, Bob Griese, Jim Langer and Paul Warfield, are inducted into the “Dolphin Honor Roll.”
 - Nov. 25 – Miami improves its record to 9-2 and clinches the team’s first winning season since 1987 with a 30-13 win over the Cleveland Browns. Also, Dan Marino goes over 30,000 yards passing in his career, becoming the 11th player in NFL history to reach the 30,000-yard mark. It is just his 114th career game, and he reaches the 30,000-yard plateau faster than any quarterback in NFL history.
 - Dec. 9 – The Dolphins earn a 23-20 overtime win over the Philadelphia Eagles and clinch the team’s first playoff berth since 1985.
 - Dec. 16 – In Miami’s 24-17 win over the Seattle Seahawks, Dan Marino goes over 3,000 yards passing for the year. It is his seventh season passing for 3,000 yards and he ties Joe Montana’s NFL record of seven 3,000-yard seasons.
 - Dec. 19 – Richmond Webb becomes the first rookie offensive tackle – and second rookie offensive lineman overall – to be selected to the NFL’s annual Pro Bowl contest.
 - Dec. 23 – Dan Marino throws his 20th touchdown pass of the season in Miami’s 24-14 loss at the Buffalo Bills. It is his eighth season with 20 or more touchdown passes and he ties Johnny Unitas’ NFL record of eight 20-plus touchdown seasons.

1991

- Jan. 5 – The Dolphins return to the playoffs after a four-year absence with a 17-16 win over the Kansas City Chiefs at Joe Robbie Stadium. In the contest, Pete Stoyanovich sets an NFL playoff record with a 58-yard field goal.
- Jan. 12 – Miami drops a 44-34 playoff decision at the Buffalo Bills. The teams combine for 78 points – the highest scoring non-overtime playoff game in history. The only higher scoring playoff game was Miami’s 41-38 overtime loss to the San Diego Chargers on Jan. 2, 1982.
- Jan. 24 – Monte Clark, the Dolphins director of pro personnel, announces his resignation.
- Jan. 27 – Larry Csonka is named to the NFL’s all-time Super Bowl Silver Anniversary team.
- Feb. 2 – Richmond Webb is named NFL Rookie of the Year by The Sporting News.
- March 8 – Mike Shula joins the Dolphins as a Coaches’ Assistant.
- March 26 – The Robbie Family and Wayne Huizenga purchase 107 acres of land adjacent to Joe Robbie Stadium for additional parking and future development.
- May 23 – At the NFL owners meetings in Minneapolis, Joe Robbie Stadium is selected as the site for Super Bowl XXIX (1995).
- Aug. 3 – The Dolphins make the longest road trip in team history as they travel 14,912 round-trip miles to Tokyo to battle the Los Angeles Raiders at the Tokyo Dome in American Bowl ‘91. Miami comes from behind to defeat the Raiders, 19-17, before 51,122 Japanese fans.
- Aug. 20 – Dan Marino signs a five-year contract extension to remain as quarterback of the Miami Dolphins.
- Sept. 22 – Don Shula captures the 300th win of his coaching career with Miami’s 16-13 win over the Green Bay Packers. With career coaching win number 300, Shula joins the immortal George Halas (324 wins) as the only NFL coaches to win 300 or more games.
- Nov. 10 – In Miami’s 30-20 win over New England, both Mark Duper and Mark Clayton surpass Nat Moore’s team record of 7,547 career receiving yards. Duper is the first to move past Moore with a 17-yard reception in the first quarter, while Clayton passes Moore with a 32-yard touchdown catch in the fourth quarter.
- Nov. 18 – During halftime of Miami’s 41-27 loss to the Buffalo Bills, former Dolphin great middle linebacker Nick Buoniconti is inducted into the Dolphin Honor Roll.
- Dec. 1 – Dan Marino sets an NFL record as he goes over 3,000 yards passing in a season for the eighth time in his career in Miami’s 33-14 win over Tampa Bay. Marino entered the 1991 campaign with seven such seasons and was tied with Joe Montana for the record.

- Dec. 9 – Miami defeats Cincinnati 37-13 in Shula Bowl V as Don Shula extends his record to 5-0 in Shula vs. Shula contests. This time, Shula teamed with son Mike, a Dolphins coaches assistant, and was opposed by son David, the receivers coach for the Bengals. In the contest, Dan Marino sets an NFL record by throwing his 20th touchdown pass of the season. It is his ninth season with 20 or more touchdown passes. He entered 1991 with eight such seasons and was tied with Johnny Unitas for the record. Also, Mark Clayton breaks Nat Moore's team record for career TDs (75) and career receiving scores (74) with a 16-yard TD reception in the fourth quarter to give Clayton his 76th career score (75 catch, one punt return) and 75th receiving TD.
- Dec. 15 – Pete Stoyanovich breaks Garo Yepremian's single-season team record of 28 field goals in Miami's 38-30 loss to the San Diego Chargers. Stoyanovich boots his 29th of the year with a 24-yarder in the first quarter. He would go on to hit on 31 field goals during the 1991 season which tied for the league high with Washington's Chip Lohmiller.
- Dec. 22 – The Dolphins drop a 23-20 overtime decision to the New York Jets in a winner-take-all battle for the AFC's final wild card spot. Miami takes a 20-17 lead with just 44 seconds left in regulation on a one-yard scoring toss from Dan Marino to Ferrell Edmunds. However, the Jets move the ball and tie the game at 20-20 on a 44-yard field goal by Raul Allegre with no time left on the clock. New York wins the game in overtime on a 30-yard field goal by Allegre.

1992

- Feb. 1 – Former Dolphin All-Pro center Dwight Stephenson rejoins Miami as assistant offensive line coach.
- Feb. 3 – Hall of Fame defensive tackle Joe Greene is named as the Dolphins' defensive line coach. Greene replaced Dan Sekanovich, who announced his resignation.
- May 20 – Dolphins sign a long-term agreement to build a new training facility at Nova University in Davie, to be ready by the start of the 1993 training camp.
- June 1 – Charley Winner announces his retirement as Miami's Director of Player Personnel. Winner, who had served 37 years in the NFL as a coach and administrator, originally joined the Dolphins in 1981.
- June 4 – Tom Heckert is named as the Dolphins' Director of Player Personnel. Heckert had worked the previous three years as Miami's Director of College Scouting.
- June 12 – Tom Braatz, a 27-year NFL executive with the Atlanta Falcons and Green Bay Packers, is named as Miami's Director of College Scouting.
- July 17 – Don Shula signs a two-year contract extension to continue as the Dolphins' Head Coach through the 1994 season. The extension takes effect at the conclusion of Shula's current contract which expires following the 1992 season.
- Aug. 16 – The Dolphins travel 9,908 round-trip miles and earn a 31-27 preseason win over the Denver Broncos before a crowd of 60,813 fans at Berlin's Olympic Stadium. The game marks the third time overall and second consecutive season that the Dolphins have travelled abroad to play a preseason contest and the win improves Miami's record to 3-0 in games played on foreign soil.
- Aug. 31 – Miami's season opening contest, scheduled for September 6 at Joe Robbie Stadium against the New England Patriots, is rescheduled for October 18, the National Football League announces. The date change is made in the aftermath of Hurricane Andrew, which struck the South Florida area on August 25. Both teams originally were off that weekend, based on the NFL's 16-games-over-17-weeks schedule which allows each team one bye during the season. The Patriots and Dolphins will have their Open Week on September 6, which marks the beginning of the 1992 regular season.
- Sept. 29 – The Dolphins dip into the free agent market and sign perennial all-pro tight end Keith Jackson.
- Oct. 4 – In a 37-10 win over the Buffalo Bills at Rich Stadium, safety Louis Oliver records three interceptions and returns one of his INTs for a 103-yard touchdown. Oliver's return ties for the NFL's all-time longest interception return with a 103-yard return by San Diego's Vencie Glenn against Denver on November 29, 1987.
- Oct. 18 – Dan Marino throws four touchdown passes as Miami earns a 38-17 win over the Patriots at Joe Robbie Stadium in a game that is rescheduled from September 6 due to the effects of Hurricane Andrew. Marino throws four-or-more touchdowns in a game for the 17th time in his career and ties the all-time NFL record for most career games with four or more touchdown passes with Johnny Unitas.
- Nov. 16 – During halftime ceremonies of Miami's 26-20 loss to the Buffalo Bills, the 1972 Miami Dolphins team, holders of the only perfect season in NFL history and winners of Super Bowl VII, are honored and inducted into the Dolphin Honor Roll.
- Dec. 20 – The Dolphins clinch the team's second trip to the playoffs in the last three seasons with a 19-17 come-from-behind win over the New York Jets at Joe Robbie Stadium. In the contest, Dolphins quarterback Dan Marino throws the 290th touchdown pass of

his NFL career and ties Johnny Unitas for second place on the NFL's all-time touchdown pass list.

- Dec. 23 – Dan Marino is named to his team-record seventh Pro Bowl team. He breaks the former team record of six Pro Bowl appearances which he shared with Bob Griese, Bob Kuechenberg and Jim Langer. In addition, Marino is named as a starter in the NFL's annual all-star game for the fifth time in his career and he ties the team record held by Jim Langer.
- Dec. 27 – The Dolphins clinch the AFC East title with a 16-13 overtime win over the New England Patriots at Foxboro Stadium. Miami closes the regular season with an 11-5 record and coupled with Buffalo's 27-3 loss at Houston later in the day, the Dolphins win the team's first division championship since 1985. In addition, the win marks the 300th regular season victory of Dolphins' Head Coach Don Shula's coaching career.

1993

- Jan. 10 – The Dolphins earn a 31-0 win over the San Diego Chargers in the AFC Divisional Playoffs before a crowd of 71,224 at Joe Robbie Stadium. Miami's 31-point margin of victory is the largest by the team in a playoff game. The previous largest margin of victory in the post-season by the Dolphins was three 21-point wins as Miami had a 21-0 win over the Baltimore Colts on Jan. 2, 1972; a 34-13 win over the San Diego Chargers on Jan. 16, 1983; and a 31-10 win over the Seattle Seahawks on Dec. 29, 1984.
- Jan. 17 – The 1992 season comes to a close. Miami suffers five turnovers (two interceptions and three fumbles) as the team drops a 29-10 decision to the Buffalo Bills in the AFC Championship contest before a crowd of 72,703 at Joe Robbie Stadium.
- Jan. 26 – Kim Helton is named the team's offensive line coach. John Sandusky, who served as assistant head coach/offensive line, remains with the team as assistant head coach and assumes the responsibility of coaching the tight ends. In addition, assistant offensive line coach Dwight Stephenson resigns to pursue his interests in the construction and real estate business.
- Jan. 30 – Former Dolphins great Larry Little is among a group of five named to the Pro Football Hall of Fame. The former Dolphin guard becomes the fifth player in Miami history to earn the honor, joining RB Larry Csonka, QB Bob Griese, C Jim Langer and WR Paul Warfield.
- Feb. 7 – The Dolphin coaching staff leads the AFC to a 23-20 overtime win over the NFC in the Pro Bowl contest played in Honolulu, Hawaii.
- Feb. 11 – Mike Shula resigns as a coaches assistant and is named as tight ends coach of the Chicago Bears.
- Feb. 22 – Tony Nathan, who spent the past five years as a coaches' assistant on the Miami Dolphins coaching staff, is promoted to offensive backs coach. In addition, Carl Taseff, who served as the team's offensive backs coach since joining the Dolphins in 1970, will become more active in other areas of the football operation, including personnel scouting and evaluation, and will maintain a continued involvement in various coaching responsibilities.
- May 21 – Kim Helton resigns as offensive line coach to become head coach at the University of Houston. John Sandusky, who served as offensive line coach from 1976-92, resumes his offensive line coaching responsibilities.
- June 1 – Rich McGeorge is named as assistant offensive line/tight ends coach of the Dolphins.
- June 4 – Dolphins hold last practice session at St. Thomas University, which had served as host to team's training facility since July 12, 1970.
- July 11 – Ribbon cutting ceremonies officially open the Dolphins' new training facility on campus of Nova University in Davie, Fla.
- Sept. 12 – Dan Marino surpasses the 40,000-yard passing mark during Miami's 24-14 loss to the N.Y. Jets. He joins Fran Tarkenton (47,003), Dan Fouts (43,040) and Johnny Unitas (40,239) as the only quarterbacks to gain 40,000 passing yards. Marino attains the 40,000-yard mark in only 153 regular-season games and accomplishes the feat faster than any QB in league history. The previous record for fastest ascent to 40,000 yards was 168 games by Dan Fouts.
- Oct. 10 – Scott Mitchell comes off the bench and replaces an injured Dan Marino (torn Achilles in right foot) and throws a pair of touchdown passes to lead the Dolphins to a 24-14 win at the Cleveland Browns. Mitchell enters the game just before halftime and completes 10 of 16 passes for 118 yards with two touchdowns and an interception. Mitchell is named as AFC Offensive Player of the Week for his performance against the Browns. Marino is placed on Injured Reserve on October 13 and misses the remainder of the season.
- Oct. 24 – Dan Marino misses his first starting assignment in 145 consecutive non-replacement regular season games as Miami earns a 41-27 win over Indianapolis. The game marks the first career NFL start at quarterback for Scott Mitchell as he hits on 12 of 19 passes

for 190 yards with a touchdown. Mitchell becomes the eighth player to start at quarterback for the Dolphins since Don Shula was named head coach in 1970.

- Oct. 31 – Don Shula wins the 324th game of his coaching career and ties George Halas for the all-time record for most wins by an NFL head coach as Miami earns a 30-10 win over the Kansas City Chiefs. Shula achieves the coaching milestone in his 31st year (482nd game) of his NFL coaching career as compared to 40 seasons (506 games) for Halas to accomplish the feat. On the field, Scott Mitchell throws for 344 yards and three touchdowns and becomes the first Dolphin quarterback other than Dan Marino to pass for over 300 yards and throw three or more touchdown passes since David Woodley gained 408 yards and threw three scores on October 25, 1981, at the Dallas Cowboys.
- Nov. 14 – The Dolphins endure another quarterback injury as Scott Mitchell suffers a separated shoulder during Miami's 19-14 win at Philadelphia. The win enables Don Shula to record the 325th triumph of his coaching career as he becomes the winningest coach in NFL history surpassing George Halas. In the contest, Doug Pederson replaces Mitchell and enters the game in the third quarter with Miami trailing 14-13. He guides the Dolphins to a pair of field goals and the defense holds the Eagles scoreless in the second half to garner the victory.
- Nov. 25 – The Dolphins post a come-from-behind 16-14 win over the defending and eventual Super Bowl champion Dallas Cowboys on Thanksgiving Day on a sleet covered field at Texas Stadium. Miami improves 3-0 on Thanksgiving as the team had posted victories at St. Louis (55-14 on November 24, 1977) and at Dallas (14-7 on November 22, 1973). In the contest, Miami trails 14-13 with just 15 seconds left in regulation and Pete Stoyanovich's 41-yard field goal attempt for the win is blocked by the Cowboys' Jimmie Jones. However, Dallas' Leon Lett attempts to pick up the loose ball and fumbles and Miami's Jeff Dellenbach recovers the ball on the one-yard line with three seconds remaining. Stoyanovich converts on his second chance and boots a 19-yard field goal on the game's final play to win the contest. The win improves Miami's record to an NFL best 9-2, but the team will fail to win another game during the remainder of the season.
- Dec. 13 – During halftime ceremonies of Miami's 21-20 loss to Pittsburgh, former Dolphin great and Hall of Famer Larry Little is honored and inducted into the Dolphin Honor Roll.
- Dec. 14 – Don Shula is named Sports Illustrated Sportsman of the Year. He is the first professional coach to receive the honor.

1994

- Jan. 2 – The Dolphins lose by a 33-27 count in overtime at New England. It is the fifth consecutive loss for the Dolphins and the team is eliminated from the playoffs later in the day as the Raiders rally from a 17-point deficit to win over Denver and qualify for the playoffs.
- Jan. 24 – The trustees of the Miami Dolphins sign a definitive agreement with H. Wayne Huizenga to purchase the Robbie family's interests in the Dolphin franchise. The agreement also includes an option for Huizenga to purchase the Robbies' interest in Joe Robbie Stadium.
- Feb. 8 – Joel Collier joins the Dolphins as a staff assistant, replacing Carl Taseff.
- March 16 – John Gamble is named as the Dolphins' strength coach.
- March 23 – The National Football League clubs approve transfer of the majority interests in the Miami Dolphins from the Robbie family to H. Wayne Huizenga at the annual league meetings in Orlando, Fla.
- May 6 – Rick Weaver, who had served as play-by-play announcer for the Dolphins since 1970, announces his retirement at the club's annual awards dinner.
- June 28 – H. Wayne Huizenga's purchase of the Robbie Family's remaining 85% of the Miami Dolphins as well as their 50% share of the Joe Robbie Stadium is finalized. The closing leaves Huizenga with 100% ownership of both the Dolphins and Stadium.
- July 21 – H. Wayne Huizenga announces that he has entered into a new agreement with Head Coach Don Shula that extends through the 1996 season. Under the new contract extension, Shula assumes the position of Vice President/Head Coach, and also adds an ownership interest in the team.
- Sept. 4 – After missing the final 11 games of the 1993 season with a torn right Achilles' tendon, Dan Marino returns to action as he throws for 473 yards and five touchdowns to lead the Dolphins to a 39-35 win over the New England Patriots at Joe Robbie Stadium. Marino sets an NFL record by throwing for four or more touchdown passes in a game for the 18th time in his career, breaking his tie with Johnny Unitas, and also throws the 300th touchdown pass of his career to join Fran Tarkenton (343 touchdowns) as the only quarterbacks in NFL history with 300-plus career touchdowns.
- Oct. 2 – Shula Bowl VI makes sports history as it marks the first time in the history of the four major American professional sports (football, baseball, hockey and basketball) that a

father and son battle as head coaches with Don Shula and the Dolphins taking on his son, Head Coach David Shula, and the Cincinnati Bengals. The elder Shula improves to 6-0 when coaching against teams which feature one of his sons as a coach or player as the Dolphins earn a 23-7 win over the Bengals.

- Nov. 13 – Chicago's Kevin Butler boots a 40-yard field goal with 54 seconds left in regulation and James Williams deflects a Dolphins field goal attempt with just seven seconds remaining in the game to give the Bears a 17-14 win over the Dolphins in Shula Bowl VII. Miami Head Coach Don Shula battles his son and Bears tight ends coach Mike Shula in the contest and it marks the first time that the elder Shula lost a game in which one of his sons, David or Mike, were either players or assistant coaches on the opposing NFL team.
- Nov. 27 – Quarterback Dan Marino makes history once again with his famous "Clock Play". With the Dolphins trailing the Jets by 18 points in the second half at the Meadowlands, Marino orchestrates a 28-point second-half outburst, including 22 straight to close the contest, as Miami claims a 28-24 victory. All four scores in the second half occur on Marino to Mark Ingram touchdown passes. The game winning points come on first-and-goal with just 22 seconds to play, when Marino approaches the line of scrimmage, appearing poised to clock the ball. However, he takes everyone in the stadium by surprise as he receives the snap, drops back and tosses an eight-yard touchdown pass to Ingram, who ties the Paul Warfield's single-game record of four touchdowns and 24 points, which Warfield achieved against Detroit on December 15, 1973.
- Dec. 7 – Don Shula suffers a torn Achilles' tendon in his right leg and undergoes surgery on the injury on December 9 by Dr. Peter Indelicato and Dr. Dan Kanell. He misses a regular season practice for the first time in his 25 seasons with the team. Shula returns to practice on December 10 and coaches for the remainder of the season on a golf cart.
- Dec. 12 – Bernie Parmalee rushes for 127 yards and scores a pair of touchdowns (one rushing and one receiving) as the Dolphins clinch a playoff spot with a 45-28 win over the Kansas City Chiefs at Joe Robbie Stadium. In the contest, Dolphins Head Coach Don Shula wins his 318th career regular season game and ties George Halas (318 regular season coaching wins) for the all-time record for most career regular season wins by an NFL coach. Center Dwight Stephenson is inducted into the Dolphin Honor Roll during halftime ceremonies.
- Dec. 25 – The Dolphins earn a 27-20 win over the Detroit Lions and clinch the AFC East title. Miami and the New England Patriots both finish with 10-6 records, however the Dolphins win the division title by virtue of a two-game head-to-head sweep over New England during the 1994 season. Dolphins Head Coach Don Shula wins the 319th regular season game of his coaching career and surpasses George Halas (318 regular season coaching wins) for the all-time record for most career regular season wins by an NFL coach. Miami plays on Christmas Day for the second time in team history with the only other Christmas game for the Dolphins being the longest game in NFL history as Miami earned a 27-24 playoff win in double overtime at Kansas City on December 25, 1971.
- Dec. 27 – Defensive tackle Tim Bowens is named NFL Defensive Rookie of the Year by the Associated Press. He becomes the first Dolphins player to win A.P.'s defensive rookie award since A.J. Duhe in 1977.
- Dec. 31 – Dan Marino throws a pair of touchdown passes to lead the Dolphins to a 27-17 win in a First-Round playoff contest against the Kansas City Chiefs at Joe Robbie Stadium. The game is billed as Marino-Montana III and the duel between the two future Hall of Famers lives up to its pregame hype. Marino completes 22 of 29 passes for 257 yards with two touchdowns and no interceptions and Montana counters by hitting on 26 of 37 passes for 314 yards with two scores and an interception. Marino sets an NFL playoff record as he throws for a touchdown pass in his 11th consecutive post-season game and moves past a tie with Montana (San Francisco/Kansas City) and Ken Stabler (Oakland) for the longest all-time streak in NFL post-season history.

1995

- Jan. 9 – Natrone Means rushes for 139 yards and a touchdown to lead the San Diego Chargers to a 22-21 win over the Miami Dolphins in an AFC Divisional Playoff contest at Jack Murphy Stadium. San Diego took a 22-21 lead with just 35 seconds left in regulation as Stan Humphries threw an eight-yard touchdown pass to wide receiver Mark Seay. The Dolphins had one final chance to win the game as Dan Marino drove the team to the Chargers' 30-yard line but Pete Stoyanovich's 48-yard field goal attempt with eight seconds left was wide right.
- Jan. 18 – Assistant head coach/offensive line John Sandusky announces his retirement. A veteran of over three decades of NFL coaching (he concluded his 36th season in 1994), Sandusky was one of only two coaches to serve as offensive line coach on a Don Shula coached team. Sandusky was offensive line coach with the Colts (1963-

- 69) and Dolphins (1976-94) under Shula, while Monte Clark coached the offensive line with the Dolphins under Shula from 1970-75.
- Feb. 6 – Monte Clark is named as the team's offensive line coach. Clark enters his third tour of duty with the Dolphins, re-joining the team after having served as head offensive line coach at Stanford University during 1993-94.
 - Feb. 9 – Dolphins Executive Vice President and General Manager Eddie Jones signs a two-year contract to remain in that capacity through the 1996 season.
 - May 19 – The Miami Dolphins sign a two-year agreement with WCMQ radio (1210 AM) to be the Spanish radio outlet for Dolphins games. WCMQ replaces WQBA radio, which had been the team's Spanish station for the previous 13 seasons.
 - Sept. 3 – The Dolphins open the season with an explosive offensive display in a 52-15 win over the N.Y. Jets at Joe Robbie Stadium. The 52 points are the second-highest single-game total in team history (behind 55 points at St. Louis on November 24, 1977). In addition, the game is played in 94-degree weather, making it the warmest home game in team history.
 - Oct. 1 – The Shula coaching family again makes sports history as father and son battle as head coaches with Don Shula and the Dolphins taking on his son, Head Coach David Shula, and the Cincinnati Bengals. The elder Shula improves to 7-1 when coaching against teams which feature one of his sons as a coach or player with a 26-23 win at the Bengals.
 - Oct. 8 – Dan Marino passes Fran Tarkenton (3,686 completions) to become the NFL's all-time leader in career pass completions with a six-yard toss to fullback Keith Byars during the Dolphins' 27-24 overtime loss at Joe Robbie Stadium.
 - Nov. 12 – Dan Marino becomes the NFL's all-time career passing yardage leader as he jumps past Fran Tarkenton (47,003 career yards) with a nine-yard pass to Irving Fryar in the first quarter of the Dolphins' 34-17 loss to the New England Patriots at Joe Robbie Stadium.
 - Nov. 26 – Dan Marino tosses a six-yard touchdown pass to fullback Keith Byars with 1:03 remaining in the first half for his 343rd career scoring pass and becomes the NFL's all-time touchdown pass leader (surpassing Fran Tarkenton's 342 TDs) during Miami's 36-28 loss at Indianapolis.
 - Dec. 11 – Guard/Tackle Bob Kuechenberg is inducted into the Dolphin Honor Roll during half-time ceremonies of Miami's 13-6 win over Kansas City at Joe Robbie Stadium. In the contest, Dan Marino breaks the last of Fran Tarkenton's major passing records (6,467 career attempts) with an incomplete pass attempt to wide receiver Randal Hill in the fourth quarter.
 - Dec. 24 – The Dolphins post a 41-22 win at St. Louis to finish the regular season with a 9-7 record. The team clinches a playoff berth for the second consecutive season later in the day as the Denver Broncos come from behind late in the contest to win at Oakland and eliminate the Raiders from playoff consideration. Miami's win marks the 347th and final victory in the illustrious head coaching career of Don Shula.
 - Dec. 30 – Miami's season ends following a 37-22 loss in an AFC First-Round Playoff Contest in Buffalo. The game is an offensive shootout as the teams combine for an NFL post-season record of 1,038 yards. Dan Marino leads the Dolphins by completing 33 of a career-high 64 pass attempts for 422 yards and a pair of scores, while WR O.J. McDuffie sets team playoff records with 11 catches for 154 yards. The game marks the final contest in Head Coach Don Shula's career.

1996

- Jan. 5 – Don Shula, the winningest coach in the history of the NFL, moves from his role as head coach of the team as he assumes another role within the Dolphins organization. He continues to serve as a partner to owner H. Wayne Huizenga and becomes Vice Chairman of the Board of Directors in addition to his status as a part-owner of the team. Shula leaves the sidelines with an overall record 347-173-6 in his 33 years as a head coach, including the last 26 years with the Dolphins (1970-95). He won Super Bowl titles with Miami in 1972 and 1973, posting a combined 32-2 record in those two seasons, and his 1972 team went 17-0, the only undefeated season in NFL annals.
- Jan. 11 – Jimmy Johnson signs a four-year contract to become head coach of the Dolphins, becoming the third head coach in club history, joining George Wilson (1966-69) and Don Shula (1970-95). Johnson joins the team with one of the most successful coaching records in football on both the professional and collegiate levels before spending the previous two years as an NFL analyst for FOX Sports. He is the first head coach in football history to win both a Super Bowl title (Dallas, 1992 and 1993) and a national collegiate championship (University of Miami, 1987).
- Jan. 16 – Dolphins owner H. Wayne Huizenga announces that Eddie Jones has been named President and Chief Operating Officer of the team, and Jimmy Johnson has been

- named as the club's General Manager/Head Coach. Jones had spent the last six seasons with the team as the club's Executive Vice President and General Manager.
- Jan. 17 – The Dolphins name Cary Godette (defensive line), Pat Jones (tight ends) and Bill Lewis (defense nickel package) to the coaching staff. Prior to joining the Dolphins, Godette, who replaces Joe Greene, had served as defensive line coach for the Carolina Panthers in 1995. Jones was head coach at Oklahoma State University from 1984-94, and Lewis was head coach at Georgia Tech University from 1992-94.
 - Jan. 19 – Kippy Brown joins the Dolphins coaching staff as running backs coach, replacing Tony Nathan. Brown had served as running backs coach with the Tampa Bay Buccaneers (1995) and N.Y. Jets (1990-92).
 - Jan. 24 – Bob Ackles is named as the Dolphins Director of Football Operations. Ackles joins the team after serving as Director of Football Administration for the Philadelphia Eagles in 1995 and working three years with the Arizona Cardinals as Director of College Scouting (1992-93) and Assistant General Manager (1994).
 - Feb. 16 – The Dolphins name Larry Beightol as assistant head coach/offensive line, replacing Monte Clark. In addition to his coaching the offensive line, Beightol also assumes additional administrative responsibilities involving the entire football staff. Beightol joins the Dolphins after having served as offensive line coach with the Houston Oilers (1995), N.Y. Jets (1990-94), San Diego Chargers (1989), Tampa Bay Buccaneers (1987-88) and Atlanta Falcons (1985-86).
 - March 1 – The Dolphins name Kevin O'Neill as head athletic trainer and Brad Roll as assistant strength and conditioning coach.
 - April 23 – Dan Marino, who broke every significant career passing record in NFL history during the 1995 season, signs a three-year contract through the 1998 season to remain as quarterback of the Miami Dolphins.
 - Aug. 26 – Pro Player, a sports apparel company, enters into a 10-year agreement with Joe Robbie Stadium, home of the Dolphins since 1987, to re-name the stadium Pro Player Park. The deal is worth \$2 million annually over the term of the contract.
 - Sept. 1 – The Dolphins defeat the New England Patriots, 24-10, at Pro Player Park, in Jimmy Johnson's debut as head coach. Of the three head coaches in team history, Johnson is the only one to record a victory in his initial game. Also, rookie running back Karim Abdul-Jabbar rushes for 115 yards and a TD on 26 carries in Miami's victory over the Patriots, the first Dolphin rookie since Sammie Smith on November 5, 1989, against Indianapolis to rush for 100 yards. He also becomes the first player in Dolphins history to rush for 100 yards in his NFL debut.
 - Sept. 10 – Pro Player Park is re-named Pro Player Stadium.
 - Sept. 15 – On his 35th birthday, quarterback Dan Marino throws for 257 yards and three touchdowns as the Dolphins defeat the New York Jets, 36-27, at Pro Player Stadium. One of the scoring passes is a 74-yard strike to rookie fullback Stanley Pritchett, the longest completion to a Dolphins running back in team history.
 - Oct. 27 – Quarterback Dan Marino plays in his 191st regular season game, against Dallas at Pro Player Stadium. In the process, he breaks Bob Kuechenberg's club career record for regular season games played of 190. The game is witnessed by 75,651 fans, the highest attendance figure in Pro Player Stadium history. The previous high was 75,129 for Super Bowl XXIII between San Francisco and Cincinnati on January 22, 1989. The former record for a Dolphins game was 73,080 for a November 20, 1995 contest against San Francisco.
 - Oct. 29 – WQAM Radio (560 AM) signs a five-year contract for broadcast rights to the Dolphins, Florida Marlins and Florida Panthers. Dolphins football will be aired on WQAM beginning in the 1997 season and through the year 2001. The Dolphins' flagship station had been WIOD Radio since the team's inception in 1966.
 - Oct. 31 – At the NFL fall meetings in New Orleans, the league awards the 1999 Super Bowl to the city of Miami. The game will be played at Pro Player Stadium.
 - Nov. 10 – A 36-yard completion to O.J. McDuffie in the second quarter puts quarterback Dan Marino over the 50,000-yard mark for his career, the first quarterback in NFL history to reach that plateau. His eight-yard completion to Fred Barnett in the second quarter is the 4,000th completion of Marino's career, also making him the first quarterback in league history to achieve that feat. These accomplishments occur in a 37-13 victory over Indianapolis at Pro Player Stadium.
 - Nov. 25 – At halftime of a 24-17 loss to the Pittsburgh Steelers on Monday Night Football at Pro Player Stadium, former Head Coach Don Shula is inducted into the Dolphin Honor Roll.

1997

- Jan. 14 – Miami Dolphins unveil a modified team logo and new uniforms for the 1997 season. The basic logo and team colors remain the same. The sunburst on the logo is more prominently displayed with the elimination of the hashmarks around the sun's perimeters, while the dolphin's features are accentuated by navy highlights. The home and road jerseys added a script "Dolphins" below the collar, and several subtle accents were added to the uniform to highlight and strengthen the team's traditional colors.
- Jan. 25 – Former head coach Don Shula (1970-95), the NFL's all-time winningest coach with 347 victories, is selected for induction into the Pro Football Hall of Fame in Canton, Ohio.
- March 11 – At the NFL spring meetings in Palm Desert, Calif., the NFL Owners approve limited cross ownership, finalizing H. Wayne Huizenga's ownership of the Dolphins.
- March 21 – Eddie Jones signs a two-year contract extension, which runs through 1998, to remain as the team's president and chief operating officer.
- April 17 – Les Koenning, wide receivers coach at Texas A&M the previous three seasons, is named as an offensive assistant.
- April 18 – The Dolphins unveil the first "official" mascot in team history during a press conference at the team's training facility. He makes his public debut on April 19 at the team's Draft Day party at Pro Player Stadium.
- June 3 – Doug Blevins is named as the team's kicking coach.
- June 4 – "T.D." is picked as the name of the Dolphins official team mascot, it is announced at the team's annual Awards Banquet. Sarah Fernandez and her two sons, Nelson and Vincent, win the "Name the Mascot" contest, and receive two tickets to Super Bowl XXXII in San Diego.
- June 13 – Dan Marino signs a one-year contract extension through the 1999 season.
- July 26 – Don Shula becomes the sixth former Dolphin to be enshrined into the Pro Football Hall of Fame in Canton, Ohio. He is inducted along with Mike Haynes, Wellington Mara and Mike Webster.
- Aug. 4 – The Dolphins travel to Mexico City and earn a 38-19 preseason win over the Denver Broncos before a crowd of 104,629 fans at Estadio Guillermo Canedo. The attendance is the most to ever witness a Dolphins game, surpassing the previous high of 103,667 that saw Miami's 27-17 loss to the Washington Redskins in Super Bowl XVII on January 30, 1983, in the Rose Bowl. The game marks the fourth time overall that the Dolphins have travelled abroad to play a preseason contest and the win improves Miami's record to 4-0 in games played on foreign soil. Miami's previous American Bowl games had been in London (1988), Tokyo (1991) and Berlin (1992). The Dolphins became the first NFL team to win four American Bowl contests, and they also became the first team to win an American Bowl matchup in each of the three continents in which the games have been played.
- Aug. 31 – The Dolphins defeat the Indianapolis Colts, 16-10, at Pro Player Stadium in their 1997 season-opener. It's the Dolphins' first-ever regular season game in the month of August. It also marks their sixth consecutive opening-day victory.
- Oct. 5 – The Dolphins defeat the Kansas City Chiefs, 17-14, at Pro Player Stadium, marking the 300th victory in franchise history, including playoffs. The Dolphins become the second team from the old AFL to reach the 300-win plateau. The Oakland Raiders were the first.
- Oct. 27 – After the Dolphins built a 33-18 fourth-quarter lead, the Chicago Bears storm back for 18 unanswered points, including a Jeff Jaeger 35-yard field goal with 5:35 remaining in overtime, to come away with a 36-33 victory on a Monday night at Pro Player Stadium. It equaled the fourth-largest comeback win ever against Miami. The game originally was scheduled to be played on Sunday, October 26, but was pushed back due to Game 7 of the Marlins-Indians World Series.
- Dec. 14 – The Dolphins are shut out, 41-0, by the Indianapolis Colts in the RCA Dome. The shutout snaps a streak of 162 consecutive games - the second longest active streak in the NFL at the time - in which the Dolphins had scored. The last time Miami had been held scoreless was on November 29, 1987, in a 27-0 loss at the Buffalo Bills.
- Dec. 22 – In the season finale against New England at Pro Player Stadium, left tackle Richmond Webb starts his 110th consecutive regular season game, a new Dolphins record. His 109 straight starts were tied with Jim Langer. The Patriots win the game, 14-12, giving New England the AFC East title. A win by the Dolphins would have made them AFC East champions, but instead they enter the playoffs as a Wild Card team where they must go on the road to face the Patriots the following week, a 17-3 Dolphins loss on December 28.

1998

- Jan. 24 – Former Dolphins center Dwight Stephenson (1980-87) is among a group of five who are elected into the Pro Football Hall of Fame.
- Feb. 11 – Dolphins Head Coach Jimmy Johnson announces the following changes to the team's coaching staff: Kippy Brown, the Dolphins' running backs coach for the last two years, is named as offensive coordinator, replacing Gary Stevens; Larry Seiple, formerly the club's wide receiver coach, handles the quarterbacks; Joel Collier, a defensive assistant since 1994, coaches the running backs; Robert Ford, tight ends coach with the Dallas Cowboys since 1991, takes over as Miami's wide receivers coach; and Randy Shannon, an assistant at the University of Miami (Fla.), serves as a defensive assistant on the staff.
- March 23 – Jimmy Johnson signs a one-year contract extension to remain the Dolphins General Manager and Head Coach through the year 2000. Johnson originally signed a four-year contract with the club on January 21, 1996.
- Aug. 1 – Center Dwight Stephenson becomes the seventh former Dolphin to be enshrined into the Pro Football Hall of Fame in Canton, Ohio. He is inducted along with Anthony Muñoz, Mike Singletary, Tommy McDonald and Paul Krause.
- Nov. 29 – In a 30-10 victory over the New Orleans Saints at Pro Player Stadium, quarterback Dan Marino throws three touchdown passes, all to O.J. McDuffie. The second one, a seven-yard strike in the fourth quarter, the 400th TD pass of Marino's career, the first quarterback in NFL history ever to reach that plateau.
- Dec. 21 – The Dolphins record a 31-21 victory over the Denver Broncos at Pro Player Stadium in front of an ABC Monday Night Football audience. The win is Miami's 34th on Monday night, as they surpass Oakland as the winningest team in MNF history.
- Dec. 27 – In a season-ending 38-16 loss to the Falcons in Atlanta, wide receiver O.J. McDuffie catches five passes for 82 yards. His second reception of the afternoon, a 28-yard catch in the second quarter, is his 87th of the season, surpassing Mark Clayton (86 in 1988) as the Dolphins' single-season reception leader. McDuffie finishes the year with an NFL-high 90 receptions, the first Dolphin ever to lead the league in this category.

1999

- Jan. 2 – The Dolphins defeat the Buffalo Bills, 24-17, in an AFC First-Round Playoff game at Pro Player Stadium. It represents Miami's first playoff win since December 31, 1994, when they posted a 27-17 victory over the Kansas City Chiefs in a First-Round contest at Pro Player Stadium.
- Jan. 14 – Dave Wannstedt, head coach with the Chicago Bears from 1993-98, is named the Dolphins' assistant head coach.
- Jan. 21 – Paul Boudreau is named offensive line coach.
- March 2 – Eddie Jones signs a three-contract to remain as the team's President and Chief Operating Officer.
- June 15 – Dan Marino signs a two-year contract extension through 2001.
- Sept. 13 – The Dolphins defeat the two-time defending Super Bowl champion Denver Broncos, 38-21, in a season-opening Monday night game at Mile High Stadium. The win was the 300th during the regular season in Dolphins history.
- Oct. 10 – The Dolphins set a franchise record by posting 25 fourth-quarter points, and in the process erase a pair of nine-point deficits to earn a 34-31 triumph over the Colts at the RCA Dome. Quarterback Dan Marino throws a pair of touchdowns in the final period, including a two-yard strike to Oronde Gadsden with 27 seconds to play, lifting Miami to victory. It marks the 35th time in Marino's career that he has led the Dolphins back from a fourth-quarter deficit for a win.
- Oct. 17 – Dan Marino completes an eight-yard pass to Tony Martin in the first quarter against the New England Patriots at Foxboro Stadium. The completion, the first and only one of the game for Marino, puts him over the 60,000-yard passing plateau for his career, the only quarterback in NFL history to attain that mark. Marino leaves the game following the next series with a shoulder injury, forcing him to miss the next five contests. Damon Huard relieves Marino with the Dolphins trailing 7-0. After his first attempt is picked off and returned for a touchdown by Ty Law, Huard goes on to complete 24 of 42 passes for 240 yards with two touchdowns in leading the Dolphins to a 31-30 victory. The game-winning points occur on a five-yard TD pass to Stanley Pritchett with 23 seconds remaining in the game. The Dolphins become the first team in NFL history to win back-to-back road games when trailing by seven or more points after the third quarter.

- Dec. 5 – Former wide receiver Nat Moore becomes the 12th member of the Dolphin Honor Roll during halftime ceremonies against the Indianapolis Colts at Pro Player Stadium.
- Dec. 12 – Kicker Olindo Mare accounts for two field goals against the Jets at Giants Stadium. His first field goal of the game, a 24-yarder, was his 32nd of the season, breaking Pete Stoyanovich's club single-season records of 31, which Stoyanovich had set in 1991.
- Dec. 21 – Cornerback Sam Madison, kicker Olindo Mare and linebacker Zach Thomas are named to the AFC Pro Bowl squad, the first selection for all three. Madison becomes the first cornerback in team history to be voted to the Pro Bowl squad.
- Dec. 27 – Kicker Olindo Mare boots a 37-yard field goal against the Jets in a Monday night game at Pro Player Stadium. The field goal was his 38th of the season, as he became the NFL's single-season field goal leader, surpassing John Kasay, who had amassed 37 field goals with Carolina in 1996. Mare would finish the season with 39 field goals.

2000

- Jan. 9 – The Dolphins defeat the Seattle Seahawks, 20-17, in an AFC First-Round Playoff game at the Kingdome, the final football game at the stadium. The win is Miami's first road playoff victory since they defeated the Pittsburgh Steelers in the 1972 AFC Championship Game at Three Rivers Stadium. Quarterback Dan Marino completes 17 of 30 passes for 196 yards with one touchdown and no interceptions in the victory, in which he guides a late drive that leads to the game-winning touchdown with 4:48 remaining.
- Jan. 15 – The Dolphins drop a 62-7 decision to the Jacksonville Jaguars in an AFC Divisional Playoff game at ALLTEL Stadium. The contest is the final one in the playing career of quarterback Dan Marino and coaching career of Jimmy Johnson.
- Jan. 16 – Jimmy Johnson, the Dolphins' General Manager/Head Coach since 1996, retires. Dave Wannstedt, the team's Assistant Head Coach in 1999, is named Head Coach.
- Jan. 24 – Jim Bates is named defensive coordinator, replacing George Hill. Clarence Brooks is named defensive line coach, replacing Cary Godette.
- Feb. 1 – Chan Gailey, the Head Coach with the Dallas Cowboys from 1998-99, is named offensive coordinator, replacing Kippy Brown. Randy Shannon, a defensive assistant with the Dolphins from 1998-99, is promoted to linebackers coach.
- Feb. 7 – Mike Shula, the offensive coordinator with the Tampa Bay Buccaneers from 1996-99, re-joins the Dolphins as quarterbacks coach, replacing Larry Seiple. Shula previously had served as an assistant on Miami's coaching staff from 1991-92. Judd Garrett is named as an offensive assistant, and Robert Nunn is named as a defensive assistant.
- Feb. 10 – Quarterback Dan Marino, the Dolphins' first-round draft choice in 1983 and the NFL's all-time leading passer, voids the final two years of his contract, thus becoming a free agent.
- Mar. 13 – Dan Marino announces his retirement from professional football.
- Apr. 14 – The Dolphins unveil Dan Marino's permanent encased locker at the team's Nova Southeastern University training facility, the first of its kind in club history.
- May 3 – The Dolphins name Rick Spielman as Vice President-Player Personnel. Spielman had served as Director of Pro Personnel with the Chicago Bears since 1997.
- June 12 – Huizenga Holdings, Inc., the private company that represents many of the non-publicly traded business interests of the Huizenga family, announces that it retained the investment banking firm of Morgan Stanley Dean Whitter to explore strategic alternatives regarding the financial structure of the Miami Dolphins and Pro Player Stadium. Alternatives include the potential of additional investors in the team and the stadium, as well as naming rights for the stadium.
- Aug. 21 – The portion of N.W. 199 Street in front of Pro Player Stadium is re-named "Dan Marino Boulevard". The new address for the Dolphins' home becomes 2269 Dan Marino Boulevard.
- Aug. 23 – More than 50,000 fans show up at Pro Player Stadium for the public tribute to Dan Marino. The night's festivities include appearances by the five other members of the famed quarterback "Class of '83" – John Elway, Jim Kelly, Todd Blackledge, Tony Eason and Ken O'Brien – as well as former Dolphins Head Coach Don Shula and former Steelers quarterback Terry Bradshaw. The band "Hootie and the Blowfish" provide the musical entertainment, while the four-hour event concludes with a gala fireworks display.
- Sept. 3 – Jay Fiedler opens at quarterback in the Dolphins' season-opener against Seattle at Pro Player Stadium. Fiedler is the first quarterback to start on opening day for the Dolphins other than Dan Marino since 1983. Fiedler completes 15 of 24 passes for 134 yards with one touchdown and no interceptions in the Dolphins' 23-0 win, the third shutout victory on opening day in franchise history and the first since 1983.

- Sept. 17 – The Dolphins defeat the eventual Super Bowl champion Baltimore Ravens, 19-6, in a game that was played through a steady rain at Pro Player Stadium. At halftime of the game, former quarterback Dan Marino has his jersey No. 13 retired, the second Dolphin ever to receive that honor. He also becomes the 13th member of the Dolphin Honor Roll.
- Oct. 23 – On a Monday night at the Meadowlands, the Dolphins hold a commanding 30-7 fourth-quarter lead over the New York Jets. The Jets, however, post 30 of the 37 points scored in the fourth quarter to send the game into overtime, where John Hall ends the four hour, ten minute epic with a 40-yard field goal, 6:47 into the extra period. It is the largest comeback win ever against the Dolphins, while it also marks the longest game in the 31-year history of ABC Monday Night Football.
- Dec. 24 – The Dolphins earn a 27-24 victory over the Patriots on Christmas Eve at Foxboro Stadium to claim the 12th AFC East title in club history and the first since 1994. Thirty-five minutes following the apparent conclusion of the game, both teams are summoned back onto the field after it is determined that three seconds still remain with the Patriots having the ball at their own 40. Michael Bishop's final pass attempt of the game falls incomplete at about the Dolphins' 25.
- Dec. 30 – The Dolphins erase a 14-0 third-quarter deficit by scoring 23 of the next 26 points en route to a 23-17 overtime win against the Colts in an AFC First-Round Playoff game at Pro Player Stadium. It marks the second-largest comeback win in Dolphins postseason annals. The winning points are scored on a 17-yard run by running back Lamar Smith with 3:34 to play in the first overtime. It caps a day in which Smith set an NFL playoff record with 40 rushing attempts. His 209 rushing yards is the second-highest figure in NFL playoff history and the most-ever by a Dolphin (regular season or postseason) at the time.

2001

- Jan. 6 – The Raiders defeat the Dolphins, 27-0, in a Divisional Playoff game in Oakland. It is the first time that Miami has been shutout in 38 postseason contests.
- Jan. 15 – Keith Armstrong is named special teams coach and Tony Wise is hired as offensive line coach.
- Jan. 27 – Former linebacker Nick Buoniconti, who anchored Miami's "No-Name" defense, leading the Dolphins to two straight Super Bowl victories, becomes the eighth former Dolphin to be elected into the Pro Football Hall of Fame, and the first defensive player.
- Feb. 2 – Head Coach Dave Wannstedt signs a one-year contract extension through the 2003 season.
- Mar. 1 – Bob Sanders is named linebackers coach, replacing Randy Shannon, who became the defensive coordinator at the University of Miami.
- May 9 – Vice President of Player Personnel Rick Spielman signs a one-year contract extension through the 2003 season. In addition, Ron Labadie is promoted to Director of College Scouting, after serving as the Dolphins' midwest scout since 1990. Tom Braatz, the team's Director of College Scouting since 1992, is named as a scout, and John Crea is named as the Dolphins' midwest area scout.
- June 4 – George Paton is named Director of Pro Personnel, replacing Tom Heckert, Jr., who was named Director of Player Personnel with the Philadelphia Eagles.
- Aug. 4 – Former linebacker Nick Buoniconti is inducted into the Pro Football Hall of Fame, the eighth Dolphin and first defensive player to earn that honor.
- Sept. 13 – In the wake of the September 11 terrorist attacks, the NFL announces that it will cancel games for the weekend of September 16-17. The Dolphins game against the Buffalo Bills at Pro Player Stadium is re-scheduled for Sunday, January 6.
- Dec. 10 – The Dolphins earn a resounding 41-6 victory over the Indianapolis Colts on a Monday night at Pro Player Stadium, the last game that these two teams would play as AFC East opponents, prior to realignment in 2002. For the Dolphins, it is their 36th victory on Monday Night Football, as they surpass San Francisco as the winningest team in MNF history.
- Dec. 16 – The Dolphins are handed a 21-0 shutout by the San Francisco 49ers at 3Com Park. Coupled with their 24-0 loss to the Jets at Pro Player Stadium on November 18, it marks just the third time in franchise history and the first time since 1970 that the Dolphins suffer two shutout losses in the same season.
- Dec. 22 – Playing their third game in 13 days, the Dolphins drop a 20-13 decision to the New England Patriots, in the last regular season game ever played at Foxboro Stadium.
- Dec. 30 – With a 21-14 win over Atlanta at Pro Player Stadium, the Dolphins clinch their fifth playoff appearance in a row, as they become the only NFL team to reach the postseason in each of these five years, a span ranging from 1997-01.

2002

- Jan. 6 – In a game that was originally scheduled to be played on September 16, but cancelled because of terrorist attacks, the Dolphins clinch a home First-Round Playoff game with a 34-7 season ending win over Buffalo, just the fourth time in team history that the Dolphins have played a regular season game in the month of January. On the game's final play, Brock Marion picks off a Travis Brown pass and races 100 yards for a touchdown, as the Dolphins establish a club single-season record for interception returns for touchdowns (five) and defensive touchdowns (six).
- Jan. 28 – Bryan Wiedmeier is promoted to Executive Vice President and Chief Operating Officer and Rick Spielman is promoted to Senior Vice President – Football Operations/Player Personnel.
- Feb. 5 – The Dolphins name Norv Turner as their Assistant Head Coach/Offensive Coordinator, taking over from Chan Gailey, who had been named Head Coach at Georgia Tech. In addition to serving as Head Coach with the Washington Redskins from 1994-00, Turner also was the offensive coordinator with both Dallas (1991-93) and San Diego (2001).
- Feb. 13 – Head Coach Dave Wannstedt signs a one-year contract extension through the 2004 season.
- March 14 – The Dolphins and WQAM Radio sign a new two-year contract for the station to continue to serve as the team's flagship through 2003.
- June 5 – At the team's annual Kickoff Banquet, President Eddie Jones announces that former running back Larry Csonka will have his uniform jersey No. 39 retired during halftime ceremonies of the Dolphins' December 9 game against Chicago at Pro Player Stadium. Csonka will become the third player to receive this honor, joining QB Bob Griese (No. 12 on May 6, 1982) and QB Dan Marino (No. 13 on September 17, 2000).
- Sept. 8 – The Dolphins record their 11th consecutive opening day victory with a 49-21 decision over the Detroit Lions at Pro Player Stadium. Making his Dolphins debut, RB Ricky Williams rushes for 111 yards and two touchdowns on 20 carries, the fifth-highest rushing total by a player in his initial appearance as a Dolphin.
- Sept. 22 – The Dolphins snap an eight-game losing streak to the Jets with a convincing 30-3 win at Pro Player Stadium. The victory also marks the Dolphins' 17th straight at home during the regular season in the months of August/September. Ricky Williams rushes for 151 yards and a touchdown on 24 attempts, becoming the first player in team history to amass three straight 100-yard rushing games. Coupled with his 132-yard effort the previous week at Indianapolis, his two-game rushing total of 283 yards sets a new Dolphins record, surpassing the old mark of 273, which had been held by Bernie Parmalee since 1994. Williams will go on to break this two-game record three subsequent times during the course of the season.
- Oct. 13 – In their first of four prime-time appearances of the year, the Dolphins register a 24-22 win over the Denver Broncos in their first-ever visit to INVESCO Field at Mile High. Jason Elam's 55-yard field goal with 45 seconds to play gives Denver a 22-21 lead. Olindo Mare counters with a 53-yarder with six seconds remaining to lift the Dolphins to the victory. It marks the first time in NFL history that a kicker from each team has accounted for a field goal of 50 yards or longer with less than a minute to play in a game.
- Nov. 24 – Ricky Williams establishes a new club single-season standard with his sixth 100-yard rushing game of the season with a 143-yard, two-touchdown effort in a 30-3 victory over San Diego at Pro Player Stadium. He breaks the old mark of five, which was first set by Delvin Williams in 1978.
- Dec. 1 – In a 38-21 loss to the Bills in Buffalo, Ricky Williams further etches his name into the Dolphins' record book when he rushes for 228 yards and two touchdowns on 27 carries. This single-game total surpasses the previous record of 209 yards, set by Lamar Smith in a 2000 First-Round Playoff victory over Indianapolis. In the process, Williams also surpasses Delvin Williams' club single-season record of 1,258 yards, achieved in 1978. In addition, with Williams overtaking the 1,200-yard rushing mark, the conditional third-round draft choice in 2003 that the Dolphins sent to the Saints in the trade for Williams on March 8, now becomes a second-round pick.
- Dec. 9 – In a 27-9 victory over the Chicago Bears in a Monday night game at Pro Player Stadium, Ricky Williams becomes just the third player (fourth time) in NFL history to amass back-to-back 200-yard rushing games, as he runs for 216 yards and two touchdowns on 31 carries. He joins Hall of Famers O.J. Simpson (1973, 1976) and Earl Campbell (1980) as the only players to achieve this feat. His two-game rushing total of 444 yards is the fourth-most in NFL annals, while his 587 yards over the three-game span is third-most in league history. In the process, he breaks his own club record with his fourth consecutive 100-yard rushing performance. It also represents his fourth straight game with a pair of rushing scores. His total for the game gives him 1,500 yards for the season, as the second-round draft choice that the Saints get from

the Dolphins as part of the trade now becomes a first-rounder in '03. At halftime of the game, former FB Larry Csonka has his jersey No. 39 retired, just the third Dolphin ever to receive that honor, joining quarterbacks Bob Griese (No. 12) and Dan Marino (No. 13).

- Dec. 21 – The Dolphins fall to the Vikings, 20-17, at the Hubert H. Humphrey Metrodome on a Saturday afternoon. A win would have secured the AFC East title for the Dolphins over the weekend as New England is defeated by the Jets on Sunday. Jason Taylor is credited with 1.5 sacks as he ties Bill Stanfill's club single-season record for sacks with 18.5. He also extends his streak of consecutive games with a sack to eight. That streak will come to an end in the season finale the following week as he is shut out by the Patriots. Taylor's sack total leads the NFL in 2002, as he becomes the first Dolphin ever to achieve that feat.
- Dec. 29 – The Dolphins drop a 27-24 overtime decision to the Patriots in their first-ever visit to Gillette Stadium. The Patriots produce 11 points over the final 2:46 to send the game into overtime, where Adam Vinatieri's 35-yard field goal 2:03 into the extra period gives New England the victory. A win by the Dolphins would have given them the AFC East title. A win by the Jets over the Green Bay Packers later in the day makes the Jets the 2002 AFC East champions, thus eliminating the Dolphins from the playoffs for the first time since 1996. Ricky Williams rushes for 185 yards and two touchdowns on 31 attempts. His second score of the game occurs on a 14-yard run in the second quarter, his 16th rushing touchdown of the season as he establishes a new Dolphins single-season record for rushing touchdowns, surpassing the previous mark of 15 by Karim Abdul-Jabbar in 1997. Williams also finishes the year as the team's single-season leader for rushing yards (1,853), attempts (383), 100-yard rushing games (10) and total yards from scrimmage (2,216). His rushing total also leads the NFL, as he becomes the first Dolphin ever to earn that distinction.

2003

- Feb. 2 – Ricky Williams rushes for 56 yards and two touchdowns on 11 attempts, catches three passes for 18 yards while also forcing a fumble on special teams in the AFC's 45-20 victory over the NFC in the Pro Bowl in Honolulu. For his efforts, Williams is named the game's MVP, just the second Dolphin ever to win that honor, joining kicker Garo Yepremian who came away with the award in the 1974 game.
- Feb. 13 – The Dolphins name Glenn Pires as assistant defensive line coach, replacing Robert Nunn, who left to become defensive line coach with the Washington Redskins. Pires had spent the previous two seasons as linebackers coach with the Detroit Lions.
- May 2 – Tom Braatz, a veteran of 38 seasons as an NFL front office executive, announces his retirement. Braatz had joined the Dolphins in 1992 as Director of College Scouting and spent his final two years with the club as a college scout. Chris Grier, the team's southeast college scout the past three years, is promoted to national scout.
- May 4 – Former Dolphin David Woodley (1980-83), an eighth-round draft choice in 1980 who started at quarterback for the Dolphins in Super Bowl XVII against Washington, passes away in his hometown of Shreveport, La.
- May 9 – Quarterbacks Coach Mike Shula, who played quarterback at the University of Alabama from 1983-86, is introduced as the school's head coach.
- June 28 – At a press conference, it is announced that former wide receivers Mark Duper and Mark Clayton, popularly known as the "Marks Brothers", will be inducted into the Dolphin Honor Roll at halftime of a December 15 game against the Philadelphia Eagles at Pro Player Stadium.
- Oct. 27 – The Dolphins record a 26-10 victory over the San Diego Chargers in a Monday night game at Sun Devil Stadium in Tempe, Arizona. The game originally was scheduled to be played at Qualcomm Stadium in San Diego, but is moved because of wildfires that devastate Southern California. After arriving in San Diego Sunday evening, the Dolphins board a flight to Phoenix the morning of the game, at approximately 11:00 a.m. (PT).
- Nov. 23 – In a Sunday night game against Washington at Pro Player Stadium, the Dolphins don orange jerseys in a 24-23 win over the Redskins. It is the first time in franchise history that the Dolphins have worn a jersey color other than white or aqua.
- Nov. 27 – The Dolphins improve their Thanksgiving Day record to 4-1 with a 40-21 victory over the Dallas Cowboys at Texas Stadium. The Dolphins wear their "throwback" jerseys, commemorating the 30th anniversary of the 1973 team that captured the club's second straight Super Bowl title.
- Dec. 15 – At halftime of a 34-27 loss to Philadelphia at Pro Player Stadium, former wide receivers Mark Duper and Mark Clayton become the 14th and 15th members of the Dolphin Honor Roll.

- Dec. 21 – In a 20-3 win over the Buffalo Bills at Ralph Wilson Stadium, DE Jason Taylor registers three sacks, and in the process becomes the Dolphins' all-time sack leader, surpassing Bill Stanfill, whose mark of 67.5 had stood since 1976.
- Dec. 29 – Owner H. Wayne Huizenga announces that the Dolphins will restructure their football operations for the 2004 season, including the search for a General Manager who will be responsible for all personnel matters on both the professional and college levels, as well as the makeup of the Dolphins roster. Head Coach Dave Wannstedt is given a two-year contract extension through the 2006 season.

2004

- Jan. 12 – Rick Spielman is promoted to General Manager and Dan Marino is named Senior Vice President/Football Operations.
- Jan. 26 – Joel Collier is promoted to offensive coordinator from running backs coach. He takes over the spot which became vacant when Norv Turner was named Head Coach with the Oakland Raiders. Marc Trestman, who had been with the Raiders each of the previous three seasons, including the last two as offensive coordinator, is named assistant head coach/quarterbacks. Miami native Jerry Sullivan is appointed wide receivers coach after spending each of the previous three seasons with the Arizona Cardinals, including 2003 as the team's offensive coordinator.
- Feb. 2 – Bernie Parmalee is promoted to running backs coach from assistant special teams/offensive assistant, while Chris Foerster is named tight ends coach after handling that same position with the Indianapolis Colts each of the previous two seasons.
- Feb. 3 – Dan Marino resigns as Senior Vice President/Football Operations, saying, "I knew it would involve a significant lifestyle change but after further reflection, it became clear that those adjustments were ones that my family and I are not prepared to make at this time. As a result, I have decided that it would not be in the best interests of either my family or the Miami Dolphins to assume the role as the team's Senior Vice President of Football Operations."
- May 10 – Head Coach Dave Wannstedt announces several adjustments to the coaching staff for the 2004 season. Chris Foerster, who was hired earlier in the offseason to coach the team's tight ends, was named offensive coordinator. Joel Collier will return to coaching the running backs, a position that he had held since 1998. Bernie Parmalee, who had been named running backs coach in the offseason following two years as an offensive assistant, will tutor the Dolphins' tight ends. These changes were necessitated because of health-related reasons on the part of Collier.
- July 25 – Running back Ricky Williams informs the Miami Herald of his intention of retiring from professional football.
- July 30 – On the day the Dolphins report for the 39th training camp in franchise history, the club places Ricky Williams on its Reserve/Did Not Report list.
- Sept. 9 – Because of the threat of Hurricane Ivan, the Dolphins regular season opener against Tennessee is moved up one day, from September 12 to September 11, at Pro Player Stadium.
- Sept. 26 – Kickoff for the Dolphins-Steelers game at Pro Player Stadium is moved from 1:00 p.m. to 8:30 p.m., one day after South Florida feels the effects of Hurricane Jeanne.
- Oct. 10 – Kicker Olindo Mare aggravates a calf injury during pre-game warm-ups prior to a game against New England at Gillette Stadium. It thrusts return man Wes Welker into kicking duties. Not only did Welker perform his usual punt and kickoff return chores, but he also converted both a 29-yard field goal attempt and a PAT, and kicked off as well, becoming the first player in NFL history to do all five in the same game. Although the Dolphins lost, 24-10, Welker was named AFC Special Teams Player of the Week.
- Nov. 9 – Dave Wannstedt steps aside as head coach. Defensive coordinator Jim Bates takes over on an interim basis.
- Nov. 21 – In Jim Bates' first game as head coach, the Dolphins suffer a 24-17 loss at Seattle, dropping their record to 1-9, clinching the franchise's first losing season since 1988.
- Nov. 28 – After spending the entire week in San Francisco preparing for their game against the 49ers, the Dolphins give Jim Bates his first win as an NFL head coach by virtue of their 24-17 victory at Monster Park.
- Dec. 25 – While in Orlando, Fla., preparing for his team's Capital One Bowl game against Iowa, LSU Head Coach Nick Saban announces that he will accept an offer to become the sixth head coach in Dolphins history.
- Dec. 27 – Nick Saban signs a five-year contract to become head coach of the Dolphins.

2005

- Jan. 10 – Owner H. Wayne Huizenga announces major organizational and stadium changes through the creation of an innovative sports and entertainment company, Dolphins Enterprises, LLC. This company now will serve as an umbrella for all of the Huizenga sports and entertainment entities. In addition, Pro Player Stadium is re-named Dolphins Stadium. Improvements to the stadium include a remodeled club level and luxury suites, improved traffic flow, additional parking and state-of-art scoreboards.
- Jan. 10 – Derek Dooley, Will Muschamp and Bobby Williams, all of whom were on Nick Saban's staff at LSU in 2004, are named as assistants on the Dolphins' staff. Scott O'Brien, the special teams coach with Carolina the past six seasons, is named Coordinator of Football Operations. Jim Bates informs Nick Saban that he will not be returning to the Dolphins' coaching staff in 2005.
- Jan. 13 – Former Dallas Cowboys and NFL executive Joe Bailey is named Chief Executive Officer of Dolphins Enterprises, LLC.
- Jan. 19 – Former Minnesota Vikings offensive coordinator Scott Linehan is named to the same post with the Dolphins. George Edwards, Travis Jones and Dan Quinn all are named assistants on the defensive side of the ball.
- Jan. 25 – Charlie Baggett is named wide receivers coach and Hudson Houck is named offensive line coach. Baggett had held the same position with the Minnesota Vikings for the previous five seasons, while Houck had tutored the offensive line of the San Diego Chargers since 2002.
- Feb. 2 – Jason Garrett, who concluded his 12-year career as a player by spending the final six games of 2004 with the Dolphins, is named the team's quarterbacks coach.
- Feb. 5 – In his first year of eligibility, former quarterback Dan Marino is one of four elected into the Pro Football Hall of Fame, becoming the ninth former Dolphin to earn this honor.
- Feb. 14 – Tim Davis is named assistant offensive line coach and Bert Hill is named associate strength coach.
- March 1 – Richard Smith is named defensive coordinator. Smith had been the assistant head coach/linebackers with the Detroit Lions for the past two seasons. In addition, Dolphins Head Coach Nick Saban announces the assignments of several coaches who had previously been hired to the staff; Derek Dooley-tight ends, George Edwards-linebackers, Travis Jones-assistant defensive line, Will Muschamp-assistant head coach/defense, Dan Quinn-defensive line, Bobby Williams-running backs. Among his responsibilities, Muschamp will work with the team's safeties and the nickel package.
- March 15 – The Dolphins enter into a multi-year partnership with 790 The Ticket, in which the station will serve as the team's flagship through at least the 2006 season.
- June 3 – General Manager Rick Spielman announces that he is leaving the organization.
- June 6 – The Dolphins announce the hiring of Randy Mueller as general manager.
- June 8 – The Dolphins waive/fail physical DT Tim Bowens, the team's first-round draft choice in 1994, paving the way for him to retire as a Dolphin. Bowens had been the last tie to the Don Shula-era. At the team's annual Awards Banquet, it is announced that the Leadership Award is renamed the "Don Shula Leadership Award." In addition, former team President Eddie Jones is named the first winner of the new "Winning Edge Award."
- June 9 – Former tackle Richmond Webb signs a one-day contract with the team, allowing him to retire as a Dolphin.
- July 14 – Former wide receiver Nat Moore is added to the Dolphins radio broadcast team on 790 The Ticket as the sideline reporter. He joins fellow former Dolphins Jimmy Cefalo (play-by-play) and Joe Rose (analyst), as the Dolphins become the only NFL team to have three alumni on their game broadcasts.
- Aug. 7 – QB Dan Marino becomes the ninth former Dolphin and eighth player to be inducted into the Pro Football Hall of Fame in Canton. More than 20,000 – most of whom were Marino fans – pack Fawcett Stadium. Dolphins owner H. Wayne Huizenga flies team employees and their families to Canton for the ceremonies.
- Oct. 6 – Dolphins Stadium is awarded Super Bowl XLIV following the 2009 season, the second time in a matter of four years and the 10th time overall that the Super Bowl will have been staged in South Florida.
- Oct. 7 – The Dolphins announce that the busts of their nine Hall of Famers will be on display at Dolphins Stadium from October 22-29 as part of the newly created "Gallery of Legends."
- Oct. 20 – The impending arrival of Hurricane Wilma forces the Dolphins to move their Sunday, October 23 home against the Kansas City Chiefs up two days to Friday, October 21 at 7:00 p.m. It is the third time in two years that the Dolphins have had either the date

or time of a home game altered because of a hurricane. The opening of the "Gallery of Legends," slated for October 22, also is postponed.

- Nov. 2 – The "Gallery of Legends" makes its public debut at Dolphins Stadium.
- Nov. 6 – At halftime of the Dolphins' game against the Atlanta Falcons at Dolphins Stadium, Dan Marino is presented with his Hall of Fame ring, an event that originally was scheduled to take place at the October 23 game against Kansas City, but postponed because of Hurricane Wilma.
- Dec. 4 – Trailing the Buffalo Bills 21-0 in the second quarter, the Dolphins go on to score 24 of the game's next 26 points, including 21 in the fourth quarter, as they register the second-largest comeback win in team history, 24-23. Chris Chambers highlights the victory as he sets Dolphins single-game records for both receptions (15) and receiving yards (238).
- Dec. 11 – The Dolphins earn a 23-21 victory over the San Diego Chargers at Qualcomm Stadium. It marks Miami's second win on the West Coast in a matter of three weeks, as they recorded a 33-21 victory over the Raiders in Oakland on November 27. It is the first time in team history that they have won two road games in the Pacific Time Zone in the same season.
- Dec. 21 – WR Chris Chambers, DE Jason Taylor and LB Zach Thomas are named to the AFC Pro Bowl squad. For Thomas, it is the sixth selection of his career, the most of any defender in Dolphins history.

2006

- Jan. 10 – Bryan Wiedmeier is elevated to President/COO of the Miami Dolphins. Wiedmeier had served the club since 1981, including the last four years as Executive Vice President/COO.
- Jan. 22 – Former Buffalo Bills Head Coach Mike Mularkey is named offensive coordinator, taking over for Scott Linehan, who after just one year in his post with the Dolphins, was named head coach with the St. Louis Rams.
- Jan. 24 – Former Carolina Panthers and Houston Texans Head Coach Dom Capers joins the Dolphins staff as a special assistant to Head Coach Nick Saban.
- Apr. 8 – In conjunction with Season Ticket Holder Appreciation Day, Dolphins Enterprises CEO Joe Bailey announces a major repositioning of Dolphins Stadium. Anchored by the unveiling of a new stadium logo and the world's largest hi-definition video boards, the announcement included renaming the stadium "Dolphin Stadium" and a marketing strategy that will position the stadium to be one of the world's leading sports and entertainment facilities.
- Apr. 25 – The NFL announces that running back Ricky Williams will be suspended for at least one year for violating the league's substance abuse policy.
- Nov. 19 – Jason Taylor scores on a 51-yard interception return to lead the Dolphins to a 24-20 win over the Minnesota Vikings at Dolphin Stadium. Taylor's touchdown is the seventh of his career, which ties George Martin's NFL record for most career touchdowns by a defensive lineman. Taylor's interception return for a score, coupled with safety Renaldo Hill's 48-yard fumble return for a touchdown, marks just the second time in franchise history that the Dolphins have had a fumble return for a touchdown and an interception return for a touchdown in the same game.
- Dec. 3 – At halftime ceremonies of a 24-10 loss to Jacksonville at Dolphin Stadium, former safety Dick Anderson becomes the 16th member of the Dolphin Honor Roll.
- Dec. 19 – Linebacker Zach Thomas and defensive end Jason Taylor are named to the AFC Pro Bowl squad. For Thomas, it is the seventh such honor of his career, tying him with Richmond Webb for the second-most selections in franchise history. It is the fifth time that Taylor has been chosen, tying him for the second-most selections for a Dolphins defender.
- Dec. 25 – At halftime ceremonies of a 13-10 loss to the Jets at Dolphin Stadium, former tackle Richmond Webb becomes the 17th member of the Dolphin Honor Roll.

2007

- Jan. 3 – Head Coach Nick Saban resigns his post with the Dolphins after accepting the same position at University of Alabama.
- Jan. 5 – Defensive end Jason Taylor is named the Associated Press Defensive Player of the Year, becoming the third Dolphin to earn that honor, joining safety Dick Anderson (1973) and defensive end Doug Betters (1983).
- Jan. 19 – Cam Cameron, the offensive coordinator with the San Diego Chargers since 2002, is named the seventh head coach in Dolphins history.
- Jan. 24 – Dom Capers signs a contract extension with the team and is named defensive coordinator. Keith Armstrong, special teams coach since 2001, signs a contract extension and is named special teams coordinator. Terry Robiskie is named wide receivers coach and Brett Maxie is named safeties coach.

- Feb. 2 – At an international press conference at the Miami Beach Convention Center, it is announced that the Dolphins will take part in the first-ever NFL regular season game to be staged outside of North America, as they will face the New York Giants on October 28, 2007 at London's Wembley Stadium.
- Feb. 8 – Diron Reynolds is named defensive line coach, his first appointment as a position coach in the NFL after serving as a defensive quality control coach with Indianapolis since 2002. Matt Schiotz is named strength and conditioning coach after spending the previous five years as assistant strength and conditioning coach with San Diego.
- Feb. 19 – Terry Shea, a former head coach at both San Jose State and Rutgers, who has been the quarterbacks coach with Kansas City Chiefs four of the previous five seasons, is hired to tutor the Dolphins quarterbacks.
- Mar. 16 – Dennis Sym, more commonly known to Dolphins Fans as "Dolfan Denny" dies at the age of 72. Sym led Miami crowds in cheers and chants in his glittering orange and aqua hat from the Dolphins' first game in 1966, starting in the stands. In 1976, then team owner Joe Robbie asked Denny to move down to the field as the team's official motivator. Sym retired in 2000.
- Apr. 23 – WQAM Radio enters into an agreement with the Dolphins to air Dolphins games once again, starting in 2007 and running through at least 2009.
- Apr. 24 – Bobby Jackson, who last served as offensive coordinator with the St. Louis Rams in 2002, is named running backs coach.
- June 18 – Chris Grier, who joined the club in 2000, including the past four years as National Scout/ Assistant Director of College Scouting, is named the team's Director of College Scouting.
- Oct. 7 – Jason Taylor starts his 119th straight game in a matchup against the Texans at Houston's Reliant Stadium, setting a new Dolphins record, one that was formerly held by Richmond Webb.
- Oct. 21 – In a 49-28 loss to the New England Patriots at Dolphin Stadium, Jason Taylor intercepts a Matt Cassel pass and returns it 36 yards for a TD, giving him eight career touchdowns. In the process, he sets an NFL record for most career touchdowns by a defensive lineman. He had been tied with former New York Giant George Martin.
- Dec. 16 – Three plays after Matt Stover misses a 44-yard field goal attempt on the first possession of overtime, Cleo Lemon hits Greg Camarillo, who outraces a Ravens secondary for a 64-yard touchdown, as the Dolphins record a 22-16 victory over Baltimore at Dolphin Stadium, their lone win of 2007. At halftime of the game, the Dolphins honor their 1972 Perfect Season Team, who is celebrating its 35th anniversary of having gone 17-0.
- Dec. 18 – Jason Taylor is selected to the AFC Pro Bowl squad, the sixth such honor of his career and his fourth in a row.
- Dec. 20 – Bill Parcells, a head coach in the NFL for 19 years, most recently with Dallas in 2006 and whose teams reached the Super Bowl three times, including a pair of championships, is named the Dolphins' Executive Vice President of Football Operations.
- Dec. 23 – Jason Taylor plays in his 129th straight league game in a contest against the Patriots at Foxborough Stadium, establishing a new Dolphins record, one that was formerly held by Jim Langer.
- Dec. 31 – It is announced that General Manager Randy Mueller will be leaving the club.

2008

- Jan. 2 – Jeff Ireland, a member of the Dallas Cowboys personnel department since 2001, including the past three seasons as Vice President of College Scouting, is named General Manager.
- Jan. 3 – Head Coach Cam Cameron and all but two members of his staff (George Edwards, Steve Hoffman) are released from their duties.
- Jan. 10 – David Lee is named the Dolphins' quarterbacks coach.
- Jan. 16 – Tony Sparano, a veteran of nine seasons as an NFL assistant, including the past four with the Dallas Cowboys, is named the eighth head coach in Dolphins history.
- Jan. 18 – Mike Maser is named the team's offensive line coach.
- Jan. 22 – Former Dolphins running back James Saxon is hired to tutor the team's running backs, while Evan Marcus is tabbed to become the Dolphins' strength and conditioning coach.
- Jan. 23 – Former Syracuse Head Coach Paul Pasqualoni headlines four more additions to the team's coaching staff. Pasqualoni, Dallas' linebackers coach since 2005, is picked to head up the Dolphins' defense. In addition, Todd Bowles is named assistant head coach/secondary, Kacy Rodgers is hired as defensive line coach and David Corrao is named as a defensive quality control coach.

- Jan. 24 – Karl Dorrell, the head coach at UCLA for the past five years, is named the team's wide receivers coach.
- Jan. 28 – The Dolphins announce five more hires to their coaching staff; John Bonamego (special teams coordinator), George DeLeone (tight ends), David Puloka (assistant strength and conditioning), Jim Reid (outside linebackers) and Steve Bush (offensive quality control).
- Feb. 3 – Just prior to kickoff of Super Bowl XLII between the Patriots and Giants at University of Phoenix Stadium, Jason Taylor is named the Walter Payton NFL Man of the Year for his work off the field. He becomes the third player to win this prestigious award as a Dolphin, joining a pair of Hall of Famers in Dwight Stephenson (1985) and Dan Marino (1998).
- Feb. 4 – The Dolphins round out their coaching staff when Dan Henning, a veteran of 28 seasons as an NFL coach, including seven as a head coach, is named offensive coordinator.
- Feb. 14 – Linebacker Zach Thomas, a fifth-round draft choice of the team in 1996 who went on to be selected to seven Pro Bowls in his 12 NFL seasons, is released by the team. He played in 168 regular season games as a Dolphin and chalked up 1,866 career tackles, as he led the team in that category in 10 of his 12 seasons.
- Feb. 22 – Owner Wayne Huizenga announces that Stephen M. Ross of New York and Palm Beach has become a 50 percent partner in the franchise, the stadium and the surrounding developable land. The transaction is contingent upon approval of the National Football League.
- March 31 – At the NFL Annual Meeting in Palm Beach, Fla., the league's owners unanimously approve the sale of 50 percent of the Miami Dolphins to Stephen M. Ross.
- Apr. 22 – Owning the No. 1 pick in the NFL Draft for the first time in team history, the Dolphins sign University of Michigan tackle Jake Long to a multi-year contract, making him the top pick in the draft, four days before the first day of the draft (April 26).

PLAYOFF HISTORY

1970 AFC PLAYOFF

RAIDERS 21, DOLPHINS 14
December 27, 1970

Oakland-Alameda County Coliseum
Oakland, CA

Oakland quarterback Daryle Lamonica unloaded an 82-yard touchdown pass to Rod Sherman with 9:34 left to play as Oakland spoiled the Dolphins' first appearance in the playoffs, 21-14, on a field oozing with mud. The Dolphins, who had won six consecutive games to finish the season 10-4 and gain a wild-card berth, took a 7-0 lead in the second quarter when Bob Griese fired a 16-yard strike to Paul Warfield in the end zone. Lamonica matched that TD with a 22-yard toss to Fred Biletnikoff only 1:50 before halftime. Raiders right cornerback Willie Brown intercepted a wet and wobbly pass by Griese and fled 50 yards along the sideline for the tie-breaking TD. It came minutes after Jake Scott recovered an Oakland fumble at the Miami 10-yard line. The heave to Sherman was insurance. Only three plays earlier, Dolphins kicker Garo Yepremian missed a 24-yard field goal attempt for the second time in the game. Oakland's George Blanda also missed a 23-yarder.

MIAMI	0	7	0	7	-	14
OAKLAND	0	7	7	7	-	21

- M – Warfield, 16 pass from Griese (Yepremian kick) 2/19 2- 3:31
- O – Biletnikoff, 22 pass from Lamonica (Blanda kick) 8/62 2-13:10
- O – Brown, 50 interception return (Blanda kick) 3-12:26
- O – Sherman, 82 pass from Lamonica (Blanda kick) 3/80 4- 5:26
- M – W. Richardson, 7 pass from Griese (Yepremian kick) 9/69 4-10:32

ATT. – 54,401

	Miami	Oakland
First Downs Total-Rush.-Pass.-Pen.	16-5-9-2	12-5-7-0
Total Yards-Plays-Average	242-63-3.5	301-52-5.8
Rushes-Yards-Average	33-118-3.6	36-114-3.2
Net Yards Passing-Times Thrown-Yards Lost	124-3-31	187-0-0
Passes Attempted-Completed-Intercepted	27-13-1	16-8-0
Punts/Number-Average	5-39.2	4-32.2
Penalties/Number-Yards	0-0	4-30
Fumbles/Number-Lost	2-0	4-2

INDIVIDUAL STATISTICS

RUSHING – Miami: Kiick 14-64; Morris 8-29; Csonka 10-23; Griese 1-2.

Oakland: Hubbard 18-58; Smith 9-37; Dixon 8-31; Banaszak 1-(-6).

PASSING – Miami: Griese 27-13-1, 155 yards, 2 TDs.

Oakland: Lamonica 16-8-0, 187 yards, 2 TDs.

RECEIVING – Miami: Warfield 4-62, 1 TD; Kiick 4-34; W. Richardson 2-30, 1 TD; Morris 2-15; Twilley 1-14.

Oakland: Biletnikoff 3-46, 1 TD; Chester 2-47; Sherman 1-82, 1 TD; Smith 1-9; Dixon 1-3.

INTERCEPTIONS – Miami: None.

Oakland: Brown 1-50, 1 TD.

SACKS – Miami: None.

Oakland: Hilton 1; Curtis 1; Miller 1.

MISSED FIELD GOALS – Miami: Yepremian 24(WR), 24(S).

Oakland: Blanda 23(S).

1971 AFC PLAYOFF

DOLPHINS 27, CHIEFS 24 (2 OTs)
December 25, 1971

Kansas City Municipal Stadium
Kansas City, MO

Gar0 Yepremian ended 82 minutes and 40 seconds of an epic struggle by booting a 37-yard field goal with 7:40 elapsed in the second overtime, lifting the Dolphins past Kansas City, 27-24, on Christmas Day. The Dolphins battled from behind three times to tie the AFC West champions, the third time on Bob Griese's five-yard pass to tight end Marv Fleming with 96 seconds remaining in regulation. Kansas City running back Ed Podolak, who amassed 350 yards of all-purpose running, returned the ensuing kickoff 78 yards to the Dolphin 22 where Curtis Johnson missed a desperation tackle. With 35 seconds on the clock, Jan Stenerud missed a 32-yard field-goal try. Stenerud had a 42-yarder blocked by Nick Buoniconti in the fifth quarter, and Yepremian was short with a 45-yard effort. But Larry Csonka crashed 29 yards to the Chiefs 36, and that put Yepremian, the NFL's scoring leader, in position to win it. Goal posts were on the goal line; in 1974 the uprights were moved to the end line.

MIAMI	0	10	7	7	0	3	-	27
KANSAS CITY	10	0	7	7	0	0	-	24

KC – FG Stenerud 24	9/40	1-	6:06
KC – Podolak, 7 pass from Dawson (Stenerud kick)	6/35	1-11:31	
M – Csonka, 1 run (Yepremian kick)	9/80	2-	2:22
M – FG Yepremian 14	4/5	2-14:47	
KC – Otis, 1 run (Stenerud kick)	14/75	3-	9:44
M – Kiick, 1 run (Yepremian kick)	8/71	3-14:00	
KC – Podolak, 3 run (Stenerud kick)	6/91	4-	8:14
M – Fleming, 5 pass from Griese (Yepremian kick)	9/71	4-13:24	
M – FG Yepremian 37	6/40	2nd OT-	7:40

ATT. – 45,822

	Miami	Kansas City
First Downs/Total-Rush.-Pass.-Pen.	22-6-14-2	23-13-10-0
Total Yards-Plays-Average	407-78-5.2	451-71-6.4
Rushes-Yards-Average	43-144-3.4	44-213-4.8
Net Yards Passing-Times Thrown-Yards Lost	263-0-0	238-1-8
Passes Attempted-Completed-Intercepted	35-20-2	26-18-2
Punts/Number-Average	6-40.0	2-51.0
Penalties/Number-Yards	5-26	6-44
Fumbles/Number-Lost	1-0	3-2

INDIVIDUAL STATISTICS

RUSHING – Miami: Csonka 24-86, 1 TD; Kiick 15-56, 1 TD; Griese 2-9; Warfield 2-(-7).

Kansas City: Hayes 22-100; Podolak 17-85, 1 TD; Wright 2-15; Otis 3-13, 1 TD.

PASSING – Miami: Griese 35-20-2, 263 yards, 1 TD.

Kansas City: Dawson 26-18-2, 246 yards, 1 TD.

RECEIVING – Miami: Warfield 7-140; Twilley 5-58; Fleming 4-37, 1 TD; Kiick 3-24; Mandich 1-4.

Kansas City: Podolak 8-110, 1 TD; Wright 3-104; Taylor 3-12; Hayes 3-6; Frazier 1-14.

INTERCEPTIONS – Miami: Scott 1-13; Johnson 1-0.

Kansas City: Lanier 1-7; Lynch 1-0.

SACKS – Miami: Fernandez 0.5; Heinz 0.5.

Kansas City: None.

MISSED FIELD GOALS – Miami: Yepremian 52(S).

Kansas City: Stenerud 29(WR), 31(WR), 42(B).

1971 AFC CHAMPIONSHIP

DOLPHINS 21, COLTS 0
January 2, 1972

Orange Bowl
Miami, FL

Three lightning plays and a persistent defense propelled the Dolphins into Super Bowl VI with a 21-0 rout of Baltimore before an all-time Orange Bowl record crowd of 78,939. Strong safety Dick Anderson intercepted a Johnny Unitas pass which was deflected by Curtis Johnson, and behind a wall of six open-field blocks, Anderson weaved 62 yards for a third-quarter touchdown. "My eyes were popping as I ran," Anderson said. "I've never seen so many people land on their heads." Before Anderson's convoy made it 14-0, the Dolphins staggered the defending Super Bowl champions when Bob Griese and Paul Warfield hooked up for a 75-yard TD pass. Warfield applied the clincher when he escaped 50 yards with a Griese pass, setting up a five-yard TD slam by fullback Larry Csonka. The Colts had not been held scoreless for 97 games over seven seasons. They were stopped at the Dolphins' 9 in the second quarter. Jim O'Brien missed two field-goal attempts and had another blocked by Lloyd Mumphord.

BALTIMORE	0	0	0	0	—	0
MIAMI	7	0	7	7	—	21

M — Warfield, 75 pass from Griese (Yepremian kick)	2/80	1- 8:21
M — Anderson, 62 interception return (Yepremian kick)		3-10:21
M — Csonka, 5 run (Yepremian kick)	6/74	4- 6:56

ATT. — 78,939

	Baltimore	Miami
First Downs Total-Rush.-Pass.-Pen.	16-6-10-0	13-8-4-1
Total Yards-Plays-Average	302-68-3.1	286-45-6.4
Rushes-Yards-Average	30-89-2.9	35-144-4.1
Net Yards Passing-Times Thrown-Yards Lost	213-2-11	142-2-16
Passes Attempted-Completed-Intercepted	36-20-3	8-4-1
Punts/Number-Average	3-45.3	6-42.7
Penalties/Number-Yards	1-5	2-27
Fumbles/Number-Lost	1-0	0-0

INDIVIDUAL STATISTICS

RUSHING — Miami: Kiick 18-66; Csonka 15-63, 1 TD; Griese 1-12; Morris 1-3.
Baltimore: McCauley 15-50; Nottingham 11-33; Nowatzke 2-5; Unitas 2-1.

PASSING — Miami: Griese 8-4-1, 158 yards, 1 TD.
Baltimore: Unitas 36-20-3 224 yards, 0 TDs.

RECEIVING — Miami: Warfield 2-125, 1 TD; Twilley 2-33.

Baltimore: Hinton 6-98; Nottingham 4-26; Perkins 3-19; Havrilak 2-31; McCauley 2-24; Mitchell 1-14; Mackey 1-6; Matte 1-6.

INTERCEPTIONS — Miami: Anderson 1-62, 1 TD; Kolen 1-11; Scott 1-0.

Baltimore: Logan 1-0.

SACKS — Miami: Heinz 2.

Baltimore: Smith 1; M. Curtis 1.

MISSED FIELD GOALS — Miami: None.

Baltimore: O'Brien 46(WR), 48(S), 35(B).

SUPER BOWL VI

COWBOYS 24, DOLPHINS 3
January 16, 1972

Tulane Stadium
New Orleans, LA

A 252-yard rushing attack and sharp passing by Roger Staubach spurred the Dallas Cowboys to a 24-3 victory over the Dolphins at Tulane Stadium. Duane Thomas pranced 95 yards on 19 carries, fullback Walt Garrison added 74 yards on 14 carries and Staubach passed twice for touchdowns to Lance Alworth and Mike Ditka. Staubach, who was sacked twice in the first quarter, bounced back to complete 12 of 19 passes, and he scrambled from the Dolphin pass rush five times. The Dolphins were frustrated all day; in the first quarter, Larry Csonka lost a fumble and Bob Griese was chased by tackle Bob Lilly for a 29-yard loss. Griese also fumbled away a snap at the Dallas 16 in the fourth period. Although it was an intriguing 10-3 at halftime, the Cowboys marched 71 yards in eight plays after the kickoff, and Thomas swept three yards for the TD.

DALLAS	3	7	7	7	—	24
MIAMI	0	3	0	0	—	3

D — FG Clark 9	11/50	1-13:37
D — Alworth, 7 pass from Staubach (Clark kick)	10/76	2-13:45
M — FG Yepremian 31	5/44	2-14:56
D — D. Thomas, 3 run (Clark Kick)	8/71	3- 5:17
D — Ditka, 7 pass from Staubach (Clark kick)	3/9	4- 3:18

ATT. — 80,591

	Dallas	Miami
First Downs Total-Rush.-Pass.-Pen.	23-15-8-0	10-3-7-0
Total Yards-Plays-Average	352-69-5.1	185-44-4.2
Rushes-Yards-Average	48-252-5.3	20-80-4.0
Net Yards Passing-Times Thrown-Yards Lost	100-2-19	105-1-29
Passes Attempted-Completed-Intercepted	19-12-0	23-12-1
Punts/Number-Average	5-37.2	5-40.0
Penalties/Number-Yards	3-15	0-0
Fumbles/Number-Lost	1-1	2-2

INDIVIDUAL STATISTICS

RUSHING – Miami: Csonka 9-40; Kiick 10-40; Griesse 1-0.

Dallas: Thomas 19-95, 1 TD; Garrison 14-74; Hill 7-25; Staubach 5-18; Ditka 1-17; Hayes 1-16; Reeves 1-7.

PASSING – Miami: Griesse 23-12-1, 134 yards, 0 TDs.

Dallas: Staubach 19-12-0, 119 yards, 2 TDs.

RECEIVING – Miami: Warfield 4-39; Kiick 3-21; Csonka 2-18; Fleming 1-27; Twilley 1-20; Mandich 1-9.

Dallas: Thomas 3-17; Alworth 2-28, 1 TD; Ditka 2-28, 1 TD; Hayes 2-23; Garrison 2-11; Hill 1-12.

INTERCEPTIONS – Miami: None

Dallas: Howley 1-14.

SACKS – Miami: Fernandez 1; Riley 1.

Dallas: Lilly 1.

MISSED FIELD GOALS – Miami: Yepremian 49(S).

Dallas: None.

1972 AFC PLAYOFF

DOLPHINS 20, BROWNS 14
December 24, 1972

Orange Bowl
Miami, FL

On the ropes in the fourth quarter after an unprecedented 14 victories, the Dolphins responded to a poised Earl Morrall and drove 80 yards for a touchdown with 4:56 to play for a 20-14 victory over the Cleveland Browns. Morrall, the NFL's leading passer after replacing the injured Bob Griesse 10 weeks earlier, had completed only four passes for 38 yards. But he threw 15 and 35 yards to Paul Warfield, reaching the Browns 20, and a pass interference call against linebacker Billy Andrews put the ball at the eight. Halfback Jim Kiick then bulled eight yards up the middle on a trap for the winning points. The triumph was sealed with a minute to play when Dolphins linebacker Doug Swift intercepted Cleveland QB Mike Phipps at the Dolphin 20. Despite stealing five of Phipps' passes, the Dolphins were stung by a 27-yard TD pass to Fair Hooker and trailed 14-13 with 8:11 to play.

CLEVELAND	0	0	7	7	-	14
MIAMI	10	0	0	10	-	20

M – Babb, 5 recovery of blocked punt (Yepremian kick)		1- 5:28
M – FG Yepremian 40	11/51	1-12:30
C – Phipps, 5 run (Cockroft kick)	5/44	3- 7:22
M – FG Yepremian 46	8/32	4- 1:28
C – Hooker, 27 pass from Phipps (Cockroft kick)	11/90	4- 6:49
M – Kiick, 8 run (Yepremian kick)	6/80	4-10:06

ATT. – 78,196

	Cleveland	Miami
First Downs Total-Rush.-Pass.-Pen.	15-9-6-0	17-11-4-2
Total Yards-Plays-Average	283-57-5.0	272-64-4.3
Rushes-Yards-Average	32-165-5.2	47-198-4.2
Net Yards Passing-Times Thrown-Yards Lost	118-2-13	74-4-14
Passes Attempted-Completed-Intercepted	23-9-5	13-6-0
Punts/Number-Average	6-34.7	5-42.0
Penalties/Number-Yards	3-25	3-25
Fumbles/Number-Lost	2-0	2-2

INDIVIDUAL STATISTICS

RUSHING – Miami: Morris 15-72; Kiick 14-50, 1 TD; Warfield 2-41; Csonka 12-32; Morrall 4-3.

Cleveland: Scott 16-94; Phipps 8-47, 1 TD; Brown 4-13; Kelly 4-11.

PASSING – Miami: Morrall 13-6-0, 88 yards, 0 TDs.

Cleveland: Phipps 23-9-5, 131 yards, 1 TD.

RECEIVING – Miami: Twilley 3-33; Warfield 2-50; Kiick 1-5.

Cleveland: B. Scott 4-30; Hooker 3-53, 1 TD; Kelly 1-27; Morin 1-21.

INTERCEPTIONS – Miami: Swift 2-12; Anderson 2-12; Johnson 1-33.

Cleveland: None.

SACKS – Miami: Fernandez 1; Stanfill 1.

Cleveland: Roman 2; Sherk 1; Johnson 1.

MISSED FIELD GOAL – Miami: Yepremian 46(S), 53(S).

Cleveland: None.

1972 AFC CHAMPIONSHIP

DOLPHINS 21, STEELERS 17
December 31, 1972

Three Rivers Stadium
Pittsburgh, PA

Quarterback Bob Griese, playing 11 weeks after he had broken his right leg, ignited a third-quarter touchdown drive with a 52-yard pass to Paul Warfield, and the Dolphins overtook the Pittsburgh Steelers, 21-17, in unusually warm 63-degree weather. Griese was given the nod in the second half after Earl Morrall had flipped a nine-yard touchdown pass to Larry Csonka for a 7-7 halftime deadlock. Punter Larry Seiple broke loose on a daring 37-yard run on fourth down to set up that TD. Trailing 10-7, Griese directed TD drives of 80 and 49 yards with Jim Kiick blasting two and three yards for the scores. Steeler quarterback Terry Bradshaw, who closed the gap with four straight completions on a 71-yard TD drive, was intercepted by Nick Buoniconti at midfield with 2½ minutes to play. In addition to Seiple's dash, the Dolphins converted fourth-down situations on both Griese-led drives.

MIAMI	0	7	7	7	-	21
PITTSBURGH	7	0	3	7	-	17

P - Mullins, recovery of Bradshaw fumble (Gerela kick)	10/48	1-10:45
M - Csonka, 9 pass from Morrall (Yepremian kick)	9/80	2- 3:03
P - FG Gerala 14	9/73	3- 4:04
M - Kiick, 2 run (Yepremian kick)	11/80	3-11:39
M - Kiick, 3 run (Yepremian kick)	11/49	4- 7:35
P - Young, 12 pass from Bradshaw (Gerela kick)	4/71	4- 9:39

ATT. - 50,350

	Miami	Pittsburgh
First Downs Total-Rush.-Pass.-Pen.	19-11-6-2	13-6-6-1
Total Yards-Plays-Average	314-65-4.8	250-48-5.2
Rushes-Yards-Average	49-193-3.9	26-128-4.9
Net Yards Passing-Times Thrown-Yards Lost	121-0-0	122-2-15
Passes Attempted-Completed-Intercepted	16-10-1	20-10-2
Punts/Number-Average	4-35.5	4-51.3
Penalties/Number-Yards	2-19	4-30
Fumbles/Number-Lost	0-0	2-0

INDIVIDUAL STATISTICS

RUSHING - Miami: Morris 16-76; Csonka 24-68; Seiple 1-37; Kiick 8-12, 2 TDs.

Pittsburgh: Harris 16-76; Fuqua 8-47; Bradshaw 2-5.

PASSING - Miami: Morrall 11-7-1, 51 yards, 1 TD; Griese 5-3-0, 70 yards, 0 TDs.

Pittsburgh: Bradshaw 10-5-2, 80 yards, 1 TD; Hanratty 10-5-0, 57 yards, 0 TDs.

RECEIVING - Miami: Fleming 5-50; Warfield 2-63; Csonka 1-9, 1 TD; Mandich 1-5; Morris 1-(-6).

Pittsburgh: Young 4-54, 1 TD; Shanklin 2-49; Harris 2-3; McMakin 1-22; Brown 1-9.

INTERCEPTIONS - Miami: Buoniconti 1-6; Kolen 1-5.

Pittsburgh: Edwards 1-28.

SACKS - Miami: Stanfill 1-5; Den Herder 0.5.

Pittsburgh: None.

MISSED FIELD GOALS - Miami: None.

Pittsburgh: Gerela 48(B).

SUPER BOWL VII

DOLPHINS 14, REDSKINS 7
January 14, 1973

Memorial Coliseum
Los Angeles, CA

"This is the ultimate," Coach Don Shula said quietly after his unbeaten Dolphins dominated the Washington Redskins, 14-7, to cap a perfect season. It was Shula's first Super Bowl triumph in three tries. A record Super Bowl paid crowd of 90,182 saw the Dolphins surge to a 14-0 halftime lead even as one touchdown was nullified by an offside penalty. Miami intercepted three of Bill Kilmer's passes, and Manny Fernandez scuttled the Redskin running game with 17 tackles. An original Dolphin, Howard Twilley, eluded cornerback Pat Fischer to snare a 28-yard touchdown pass from Bob Griese in the first quarter. Griese's 57-yard TD bomb to Paul Warfield was erased by the penalty, but a 32-yard interception return by linebacker Nick Buoniconti set up the Dolphins' second score. Safety Jake Scott thwarted Kilmer with an end zone interception and 55-yard runback. The Redskins finally scored on a bizarre 49-yard fumble recovery by Mike Bass after a blocked field goal and attempted pass by kicker Garo Yepremian. Scott was named MVP.

MIAMI	7	7	0	0	-	14
WASHINGTON	0	0	0	7	-	7

M - Twilley, 28 pass from Griese (Yepremian kick)	6/63	1-14:59
M - Kiick, 1 run (Yepremian kick)	5/27	2-14:42
W - Bass, 49 fumble recovery (Knight kick)		4-12:53

ATT. - 85,462

	Miami	Washington
First Downs Total-Rush.-Pass.-Pen.	12-7-5-0	16-9-7-0
Total Yards-Plays-Average	253-50-5.1	228-66-3.5
Rushes-Yards-Average	37-184-5.0	36-141-3.9
Net Yards Passing-Times Thrown-Yards Lost	69-2-19	87-2-17
Passes Attempted-Completed-Intercepted	11-8-1	28-14-3
Punts/Number-Average	7-43.0	5-31.2
Penalties/Number-Yards	3-35	3-25
Fumbles/Number-Lost	2-1	1-0

INDIVIDUAL STATISTICS

RUSHING – Miami: Csonka 15-112; Kiick 12-38, 1 TD; Morris 10-34.

Washington: Brown 22-72; Harraway 10-37; Kilmer 2-18; C.Taylor 1-8; Smith 1-6.

PASSING – Miami: Griesse 11-8-1, 88 yards, 1 TD.

Washington: Kilmer 28-14-3, 104 yards, 0 TDs.

RECEIVING – Miami: Warfield 3-36; Kiick 2-6; Twilley 1-28, 1 TD; Mandich 1-19; Csonka 1-(-1).

Washington: Jefferson 5-50; Brown 5-26; C.Taylor 2-20; Smith 1-11; Harraway 1-(-3).

INTERCEPTIONS – Miami: Scott 2-63; Buoniconti 1-32.

Washington: Owens 1-0.

SACKS – Miami: Fernandez 1; Stanfill 1.

Washington: Talbert 1; Biggs 1.

MISSED FIELD GOALS – Miami: Yepremian 42(B).

Washington: Knight 32 (WR).

1973 AFC PLAYOFF

DOLPHINS 34, BENGALS 16

December 23, 1973

Orange Bowl

Miami, FL

A defense which had allowed only 15 touchdowns all season kept the Cincinnati Bengals out of the end zone while the Dolphins hammered 241 yards on the ground for a convincing 34-16 victory. Mercury Morris scooted 106 yards on 20 carries and Bob Griesse completed 11 of 18 passes, including TDs of 13 yards to Paul Warfield and seven yards to Jim Mandich. Garo Yepremian converted field goals of 50 and 46 yards in the second half to widen the winning margin. The Dolphins led 21-3 when a lapse just before halftime gave life to the Bengals. Safety Neal Craig intercepted Griesse and returned it 45 yards for a score, and Horst Muhlmann booted field goals of 46 and 12 yards – the second coming after Morris fumbled a kickoff – to make it 21-16.

CINCINNATI	3	13	0	0	–	16
MIAMI	14	7	10	3	–	34

M – Warfield, 13 pass from Griesse (Yepremian kick)	10/80	1- 5:23
C – FG Muhlmann 24	10/55	1- 9:22
M – Csonka, 1 run (Yepremian kick)	12/80	1-14:39
M – Morris, 4 run (Yepremian kick)	7/75	2- 7:23
C – Craig, 45 interception return (Muhlmann kick)		2-11:34
C – FG Muhlmann 46	6/29	2-14:52
C – FG Muhlmann 12	1/0	2-14:56
M – Mandich, 7 pass from Griesse (Yepremian kick)	7/72	3- 5:18
M – FG Yepremian 50	7/16	3-10:12
M – FG Yepremian 46	8/32	4- 3:40

ATT. – 75,770

	Cincinnati	Miami
First Downs Total-Rush.-Pass.-Pen.	11-5-6-0	27-18-9-0
Total Yards-Plays-Average	194-50-3.9	400-71-5.6
Rushes-Yards-Average	20-97-4.9	52-241-4.6
Net Yards Passing-Times Thrown-Yards Lost	97-3-16	159-0-0
Passes Attempted-Completed-Intercepted	27-14-1	19-11-2
Punts/Number-Average	7-36.3	2-49.0
Penalties/Number-Yards	2-19	1-5
Fumbles/Number-Lost	0-0	2-1

INDIVIDUAL STATISTICS

RUSHING – Miami: Morris 20-106, 1 TD; Csonka 20-71, 1 TD; Kiick 10-51; Leigh 1-8; Nottingham 1-5.

Cincinnati: Clark 7-40; Anderson 3-26; Johnson 2-17; Elliot 7-15; Curtis 1-(-1).

PASSING – Miami: Griesse 18-11-1, 159 yards, 2 TDs; Briscoe 1-0-1, 0 yards, 0 TDs.

Cincinnati: Anderson 27-14-1, 113 yards, 0 TDs.

RECEIVING – Miami: Warfield 4-95, 1 TD; Mandich 3-28, 1 TD; Kiick 3-19; Briscoe 1-17.

Cincinnati: Elliott 9-53; Joiner 2-33; Clark 2-18; Curtis 1-9.

INTERCEPTIONS – Miami: Anderson 1-19.

Cincinnati: Craig 1-45, 1 TD; Casanova 1-0.

SACKS – Miami: Matheson 2; Stanfill 1.

Cincinnati: None.

MISSED FIELD GOALS – Miami: None.

Cincinnati: None.

1973 AFC CHAMPIONSHIP

DOLPHINS 27, RAIDERS 10
December 30, 1973

Orange Bowl
Miami, FL

A relentless running attack with Larry Csonka and Mercury Morris accounting for 203 of the 266 yards, respectively, powered the Dolphins to a 27-10 triumph over the Oakland Raiders for a third straight American Conference title. Csonka, a 237-pound battering ram who had his third consecutive 1,000-yard season, scored three touchdowns with his 117 yards on 29 carries. The Dolphins covered 64 and 63 yards exclusively on the ground for a 14-0 halftime lead. Then as the Raiders battled to within 17-10, Bob Griese directed ground assaults of 63 yards, culminating in a field goal, and 42 yards, ending in Csonka's third TD. Defensively, safety Dick Anderson forced a fourth-down fumble by Marv Hubbard at midfield, and the Dolphins took possession with a 20-10 lead and six minutes to play. Oakland had stopped Miami's 18-game winning streak, 12-7, three months earlier.

OAKLAND	0	0	10	0	–	10
MIAMI	7	7	3	10	–	27

M – Csonka, 11 run (Yepremian kick)	8/64	1- 5:13
M – Csonka, 2 run (Yepremian kick)	15/63	2-14:43
O – FG Blanda 21	11/63	3- 5:11
M – FG Yepremian 42	3/8	3- 7:33
O – Siani, 25 pass from Stabler (Blanda kick)	10/79	3-12:22
M – FG Yepremian 26	11/63	4- 5:18
M – Csonka, 2 run (Yepremian kick)	10/42	4-13:11

ATT. – 75,105

	Oakland	Miami
First Downs Total-Rush.-Pass.-Pen.	15-4-9-2	21-18-2-1
Total Yards-Plays-Average	236-49-4.8	292-60-4.9
Rushes-Yards-Average	26-107-4.1	53-266-5.0
Net Yards Passing-Times Thrown-Yards Lost	129-0-0	26-1-8
Passes Attempted-Completed-Intercepted	23-15-1	6-3-1
Punts/Number-Average	2-51.0	1-39.0
Penalties/Number-Yards	3-35	3-26
Fumbles/Number-Lost	1-0	1-0

INDIVIDUAL STATISTICS

RUSHING – Miami: Csonka 29-117, 3 TDs; Morris 14-86; Griese 3-39; Kiick 6-12; Nottingham 1-12.

Oakland: Hubbard 10-54; C. Smith 10-35; Davis 4-15; Banaszak 2-3.

PASSING – Miami: Griese 6-3-1, 34 yards, 0 TDs.

Oakland: Stabler 23-15-1, 129 yards, 1 TD.

RECEIVING – Miami: Warfield 1-27; Briscoe 1-6; Kiick 1-1.

Oakland: C.Smith 5-43; Siani 3-45, 1 TD; Biletnikoff 2-15; Hubbard 2-11; Moore 2-9; Davis 1-6.

INTERCEPTIONS – Miami: Matheson 1-29.

Oakland: Brown 1-0.

SACKS – Miami: None.

Oakland: Sistrunk 1.

MISSED FIELD GOALS – Miami: None.

Oakland: Blanda 41(WL).

SUPER BOWL VIII

DOLPHINS 24, VIKINGS 7
January 13, 1974

Rice Stadium
Houston, TX

Winning for the 32nd time in 34 games, the Dolphins repeated as Super Bowl champions and proved themselves “Best Ever” with a 24-7 rout of the Minnesota Vikings at Rice Stadium. There was no doubt from the beginning. The Dolphins swept 62 yards in 10 plays with the opening kickoff, scoring on Larry Csonka’s five-yard smash. Minnesota punted, and the onslaught resumed with a 56-yard, 10-play Dolphin drive capped by Jim Kiick’s one-yard plunge. It was 17-0 before the Vikings crossed their 40, and a fourth-down fumble by Minnesota’s Oscar Reed was recovered by safety Jake Scott at the Dolphins’ six-yard line. A brilliant, diving catch by Paul Warfield netted 27 yards on a third-quarter TD drive that hiked the score to 24-0. Csonka finished with his best-ever total of 145 yards on 33 carries. The Dolphins rushed for 703 yards and outscored opponents 85-33 in the three-game playoff blitz. Csonka’s yardage was a Super Bowl record and he was named MVP.

MINNESOTA	0	0	0	7	-	7
MIAMI	14	3	7	0	-	24

MI – Csonka, 5 run (Yepremian kick)	10/62	1- 9:33
MI – Kiick, 1 run (Yepremian kick)	10/56	1-13:38
MI – FG Yepremian 28	7/44	2- 8:58
MI – Csonka, 2 run (Yepremian kick)	7/43	3- 6:16
MN – Tarkenton, 4 run (Cox kick)	10/57	4- 1:35

ATT. – 68,142

	Minnesota	Miami
First Downs Total-Rush.-Pass.-Pen.	14-5-8-1	21-13-4-4
Total Yards-Plays-Average	238-54-4.4	259-61-4.2
Rushes-Yards-Average	24-72-3.0	53-196-3.7
Net Yards Passing-Times Thrown-Yards Lost	166-2-16	63-1-10
Passes Attempted-Completed-Intercepted	28-18-1	7-6-0
Punts/Number-Average	5-42.2	3-39.6
Penalties/Number-Yards	7-65	1-4
Fumbles/Number-Lost	2-1	0

INDIVIDUAL STATISTICS

RUSHING – Miami: Csonka 33-145, 2 TDs; Morris 11-34; Kiick 7-10, 1 TD; Griese 2-7.

Minnesota: Reed 11-32; Foreman 7-18; Tarkenton 4-17, 1 TD; Marinaro 1-3; B. Brown 1-2.

PASSING – Miami: Griese 7-6-0, 73 yards, 0 TDs.

Minnesota: Tarkenton 28-18-1, 182 yards, 0 TDs.

RECEIVING – Miami: Warfield 2-33; Mandich 2-21; Briscoe 2-19.

Minnesota: Foreman 5-27; Gilliam 4-44; Voight 3-46; Marinaro 2-39; B. Brown 1-9; Kingsriter 1-9; Lash 1-9; Reed 1-(-1).

INTERCEPTIONS – Miami: Johnson 1-10.

Minnesota: None.

SACKS – Miami: Fernandez 1; Den Herder 1.

Minnesota: Paige 1.

MISSED FIELD GOALS – Miami: None.

Minnesota: None.

1974 AFC PLAYOFF

RAIDERS 28, DOLPHINS 26
December 21, 1974

Oakland-Alameda County Coliseum
Oakland, CA

Oakland quarterback Ken Stabler, falling in the clutches of Vern Den Herder, unloaded a wobbly eight-yard pass that Clarence Davis wrestled from three defenders in the end zone, and the Raiders scored a stunning 28-26 victory over the defending champion Dolphins. Stabler, who had spent the last of his timeouts, appeared to have thrown an interception. But running back Davis clutched the football when bodies were untangled with 26 seconds remaining. It was the fourth TD pass for lefthander Stabler and his second "freak" score. Four minutes earlier Cliff Branch fell while catching a pass at the Dolphins' 27, but defender Henry Stuckey also slipped, and Branch got up and escaped for a 72-yard TD. The Dolphins, trailing by two points, went ahead with 2:08 remaining as rookie Benny Malone broke two tackles on a 23-yard touchdown run along the sideline.

MIAMI	7	3	6	10	-	26
OAKLAND	0	7	7	14	-	28

M – N. Moore, 89 kickoff return (Yepremian kick)		1- 0:15
O – C. Smith, 31 pass from Stabler (Blanda kick)	7/78	2- 7:21
M – FG Yepremian 3	11/47	2-13:59
O – Biletnikoff, 13 pass from Stabler (Blanda kick)	9/60	3- 6:55
M – Warfield, 16 pass from Griese (kick failed)	5/65	3- 8:22
M – FG Yepremian 46	8/53	4- 3:10
O – Branch, 72 pass from Stabler (Blanda kick)	2/83	4-10:23
M – Malone, 23 run (Yepremian kick)	4/68	4-12:52
O – Davis, 8 pass from Stabler (Blanda kick)	8/68	4-14:34

ATT. – 52,817

	Miami	Oakland
First Downs/Total-Rush.-Pass.-Pen.	18-10-6-2	19-8-11-0
Total Yards-Plays-Average	294-57-5.2	411-64-6.4
Rushes-Yards-Average	41-213-5.2	32-135-4.2
Net Yards Passing-Times Thrown-Yards Lost	81-2-20	276-2-17
Passes Attempted-Completed-Intercepted	14-7-1	30-20-1
Punts/Number-Average	6-33.2	7-42.7
Penalties/Number-Yards	3-15	3-59
Fumbles/Number-Lost	0-0	0-0

INDIVIDUAL STATISTICS

RUSHING – Miami: Csonka 24-114; Malone 14-83, 1 TD; Griese 2-14; Kiick 1-2.

Oakland: Davis 12-59; Hubbard 14-55; Banaszak 3-14; Stabler 3-7.

PASSING – Miami: Griese 14-7-1, 101 yards, 1 TD.

Oakland: Stabler 30-20-1, 293 yards, 4 TDs.

RECEIVING – Miami: Warfield 3-47, 1 TD; N. Moore 2-40; Nottingham 1-9; Kiick 1-5.

Oakland: Biletnikoff 8-122, 1 TD; Branch 3-84, 1 TD; Moore 3-22; C. Smith 2-35, 1 TD; C. Davis 2-16, 1 TD; Hubbard 1-9; Pitts 1-5.

INTERCEPTIONS – Miami: Anderson 1-14.

Oakland: Villapiano 1-5.

SACKS – Miami: Den Herder 1; Fernandez 1.

Oakland: Sistrunk 1; Jones 1.

MISSED FIELD GOALS – Miami: None.

Oakland: None.

1978 AFC WILD-CARD PLAYOFF

OILERS 17, DOLPHINS 9

December 24, 1978

Orange Bowl

Miami, FL

The Houston Oilers amassed a 455-209 margin in total yardage, and aided by five Dolphins turnovers, gained a 17-9 victory in a battle of AFC wild-card entries at the Orange Bowl. Toni Fritsch kicked a 35-yard field goal with 7:25 remaining to snap a 7-7 tie that existed since the first quarter. An interception by linebacker Greg Bingham led to a clinching 50-yard touchdown drive capped by Earl Campbell's one-yard dive with 1:55 to go. Campbell, the NFL rushing leader with 1,450 yards as a rookie, had been checked for only 16 yards on 13 carries in the first half. Dolphins quarterback Bob Griese, playing with very sore ribs, connected with tight end Andre Tillman for a 13-yard TD after Earnie Rhone had recovered a fumbled punt at the Houston 21. But Griese completed only 13 of 28 passes. Twice the Dolphins lost the ball inside the Oilers 10-yard line when the game was tied. Houston's Dan Pastorini wore a flak jacket to protect three broken ribs, and he passed for 261 of his 306-yard total in the first half.

HOUSTON	7	0	0	10	-	17
MIAMI	7	0	0	2	-	9

M – Tillman, 13 pass from Griese (Yepremian kick)	2/21	1- 9:58
H – Wilson, 13 pass from Pastorini (Fritsch kick)	10/71	1-14:57
H – FG Fritsch 35	10/53	4- 7:35
H – Campbell, 1 run (Fritsch kick)	10/50	4-13:05
M – Safety, Pastorini runs out of end zone		4-14:49

ATT. – 70,036

	Houston	Miami
First Downs/Total-Rush.-Pass.-Pen.	23-9-14-0	14-6-7-1
Total Yards-Plays-Average	455-77-5.9	209-57-3.7
Rushes-Yards-Average	45-165-3.7	25-91-3.6
Net Yards Passing-Times Thrown-Yards Lost	290-2-16	118-2-19
Passes Attempted-completed-Intercepted	30-20-0	30-12-3
Punts/Number-Average	5-44.0	5-48.6
Penalties/Number-Yards	5-37	1-5
Fumbles/Number-Lost	3-1	2-2

INDIVIDUAL STATISTICS

RUSHING – Miami: L. Harris 9-43; Williams 13-41; N. Moore 1-7; Bulaich 2-0.

Houston: Campbell 26-84, 1 TD; Wilson 14-76; Poole 1-12; Coleman 1-2; Pastorini 3-(-9).

PASSING – Miami: Griese 28-11-2, 114 yards, 1 TD; Strock 2-1-1, 23 yards, 0 TDs.

Houston: Pastorini 29-20-0, 306 yards, 1 TD; Barber 1-0-0, 0 yards, 0 TDs.

RECEIVING – Miami: D. Harris 4-42; N. Moore 2-28; Tillman 2-24, 1 TD; Bulaich 2-14; L. Harris 1-21; Williams 1-8.

Houston: Burrough 6-103; Wilson 5-40, 1 TD; Barber 4-112; Woods 2-22; Campbell 1-13; Caster 1-11; Coleman 1-5.

INTERCEPTIONS – Miami: None.

Houston: Bingham 1-4, Reinfeldt 1-0, Stemrick 1-0.

SACKS – Miami: Bokamper 2.

Houston: Washington 1; Bethea 1.

MISSED FIELD GOALS – Miami: Yepremian 38(WL).

Houston: Fritsch 28(B).

1979 AFC PLAYOFF

STEELERS 34, DOLPHINS 14
December 30, 1979

Three Rivers Stadium
Pittsburgh, PA

Launching a drive to their fourth Super Bowl title in six years, the Pittsburgh Steelers scored touchdowns on their first three possessions and coasted to a 34-14 victory at Three Rivers Stadium. Miami managed only 25 yards rushing against the Steel Curtain and was stopped twice in the second quarter after achieving a first down inside the Steelers 10-yard line. The Dolphins got as close as 20-7 with a seven-yard TD pass from Bob Griese to Duriel Harris in the third period, but Pittsburgh responded with a 69-yard TD drive. The Steelers marched 62, 62 and 56 yards for their first-quarter scores when quarterback Terry Bradshaw completed 8 of 10 passes, including touchdowns to John Stallworth and Lynn Swann, who was standing alone in the end zone. Don Strock directed a 13-play, 76-yard TD drive after relieving Griese in the fourth quarter

MIAMI	0	0	7	7	-	14
PITTSBURGH	20	0	7	7	-	34

P - Thornton, 1 run (Bahr kick)	13/62	1- 7:02
P - Stallworth, 17 pass from Bradshaw (kick blocked)	9/62	1-11:03
P - Swann, 20 pass from Bradshaw (Bahr kick)	6/56	1-14:09
M - Harris, 7 pass from Griese (von Schamann kick)	2/11	3- 3:55
P - Bleier, 1 run (Bahr kick)	12/69	3- 8:58
P - Harris, 5 run (Bahr kick)	9/43	4- 5:56
M - Csonka, 1 run (von Schamann kick)	13/76	4-11:53

ATT. - 50,214

	Miami	Pittsburgh
First Downs Total-Rush.-Pass.-Pen.	16-2-11-3	27-14-12-1
Total Yards-Plays-Average	249-65-3.8	379-72-5.3
Rushes-Yards-Average	22-25-1.1	40-159-3.9
Net Yards Passing-Times Thrown-Yards Lost	224-3-19	220-1-10
Passes Attempted-Completed-Intercepted	40-22-2	31-21-0
Punts/Number-Average	4-36.3	2-29.5
Penalties Number-Yards	4-35	8-41
Fumbles/Number-Lost	0-0	3-3

INDIVIDUAL STATISTICS

RUSHING - Miami: Csonka 10-20, 1 TD; Davis 2-12; Griese 1-1; Williams 8-1; Roberts 1-(-9).
Pittsburgh: Harris 21-83, 1 TD; Thornton 12-52, 1 TD; Hawthorne 2-15; Bleier 4-13, 1 TD; Anderson 1-(-4).
PASSING - Miami: Griese 26-14-1, 118 yards, 1 TD; Strock 14-8-1, 125 yards, 0 TDs.
Pittsburgh: Bradshaw 31-21-0, 230 yards, 2 TDs.
RECEIVING - Miami: Williams 6-26; Moore 5-93; Harris 3-61, 1 TD; Nathan 3-27; Davis 2-24; Hardy 2-12; Torrey 1-0.
Pittsburgh: Stallworth 6-86, 1 TD; Harris 5-32; Smith 4-41; Swann 3-37, 1 TD; Thornton 3-34.
INTERCEPTIONS - Miami: None.
Pittsburgh: Winston 1-3; Woodruff 1-0.
SACKS - Miami: Barisich 0.5; Den Herder 0.5.
Pittsburgh: Dunn 1.5; Greene 1; Lambert 0.5.
MISSED FIELD GOALS - Miami: None.
Pittsburgh: None.

1981 AFC PLAYOFF

CHARGERS 41, DOLPHINS 38 (OT)
January 2, 1982

Orange Bowl
Miami, FL

A record-setting showcase of the passing game resulted in NFL playoff marks for most points (79), most total yards (1,036) and most drama as the San Diego Chargers outlasted the Dolphins 41-38 in overtime. "The Miracle That Died" was the Miami Herald headline after the Dolphins rallied behind reserve quarterback Don Strock to overcome a 24-point deficit. The Pro Football Hall of Fame voted the contest as the "NFL's Game of the '80s." Strock completed 29 of 43 passes for 403 yards and four touchdowns, spurring the Dolphins to a 38-31 lead. A 12-yard sweep by Tony Nathan on the first play of the fourth quarter put the Dolphins on top. But Chargers quarterback Dan Fouts, who passed for an NFL record 4,802 yards during the season, led an 82-yard drive capped by a 9-yard pass to James Brooks to tie the game with 58 seconds remaining. Five players had more than 100 yards in receptions, topped by Chargers tight end Kellen Winslow with 13 catches for 166 yards. Fouts, who finished with 433 yards on 33 of 53 marksmanship, hooked up with Charlie Joiner for 39 yards to the Dolphins 10-yard line. Rolf Benirschke then kicked a 29-yard field goal to end the struggle after 13:52 of overtime. Benirschke had missed a 27-yard attempt eight minutes earlier, and Miami's Uwe von Schamann had two attempts blocked - a 43-yarder on the last play of regulation and a 35-yarder after 11:27 of overtime. It was the first game in NFL history in which two quarterbacks passed for more than 400 yards.

SAN DIEGO	24	0	7	7	3	-	41
MIAMI	0	17	14	7	0	-	38

SD – FG Benirschke 32	9/64	1- 5:11
SD – Chandler, 56 punt return (Benirschke kick)		1- 7:36
SD – Muncie, 1 run (Benirschke kick)	7/29	1-11:02
SD – Brooks, 8 pass from Fouts (Benirschke kick)	3/11	1-13:29
M – FG von Schamann 34	10/63	2- 6:29
M – Rose, 1 pass from Strock (von Schamann kick)	7/39	2-12:15
M – Nathan, 25 run after lateral from Harris who caught 15 pass from Strock (von Schamann kick)	4/63	2-15:00
M – Rose, 15 pass from Strock (von Schamann kick)	8/74	3- 4:10
SD – Winslow, 25 pass from Fouts (Benirschke kick)	6/60	3-10:45
M – Hardy, 50 pass from Strock (von Schamann kick)	6/83	3-13:32
M – Nathan, 12 run (von Schamann kick)	2/15	4- 0:07
SD – Brooks, 9 pass from Fouts (Benirschke kick)	10/82	4-14:02
SD – FG Benirschke 29	6/74	OT-13:52

ATT. – 73,735

	San Diego	Miami
First Downs Total-Rush.-Pass.-Pen.	34-10-21-3	25-3-21-1
Total Yards-Plays-Average	564-85-6.6	472-79-6.0
Rushes-Yards-Average	29-149-5.1	28-78-2.8
Net Yards Passing-Times Thrown-Yards Lost	415-2-18	394-3-29
Passes Attempted-Completed-Intercepted	54-33-1	48-31-2
Punts/Number-Average	4-40.3	5-42.0
Penalties/Number-Yards	9-55	7-50
Fumbles/Number-Lost	3-3	2-1

INDIVIDUAL STATISTICS

RUSHING – Miami: Nathan 14-48, 1 TD; Woodley 1-10; Hill 3-8; Vigorito 1-6; Franklin 9-6.

San Diego: Muncie 24-120, 1 TD; Brooks 3-19; Fouts 2-10.

PASSING – Miami: Strock 43-29-1, 403 yards, 4 TDs; Woodley 5-2-1, 20 yards, 0 TDs.

San Diego: Fouts 53-33-1, 433 yards, 3 TDs; Muncie 1-0-0, 0 yards, 0 TDs.

RECEIVING – Miami: Nathan 9-114, 1 TD; Harris 6-106; Hardy 5-89, 1 TD; Rose 4-37, 2 TDs; Cefalo 3-62; Vigorito 2-12; Hill 2-3.

San Diego: Winslow 13-166, 1 TD; Joiner 7-108; Chandler 6-106; Brooks 4-31, 2 TDs; Muncie 2-5; Scales 1-17.

INTERCEPTIONS – Miami: L. Blackwood 1-8.

San Diego: Edwards 1-35; Buchanan 1-0.

SACKS – Miami: Bokamper 2.

San Diego: Johnson 2; Jones 1.

MISSED FIELD GOALS – Miami: von Schamann 43(S), 34(B).

San Diego: Benirschke 55(WR), 27(WL).

1982 AFC PLAYOFF (first round)

DOLPHINS 28, PATRIOTS 13
January 8, 1983

Orange Bowl
Miami, FL

For the first time in nine years, the Miami Dolphins won a playoff game, defeating the New England Patriots 28-13. Dolphins QB David Woodley had one of his finest games, completing 16 of 19 passes for 246 yards and two TDs. He was a perfect 8-8 in the second half. The Dolphins had not experienced a playoff win since January 13, 1974, when they downed Minnesota in Super Bowl VIII. The Dolphins took command in the second quarter, putting together back-to-back TD drives of 76 and 79 yards that turned a 3-0 deficit into a 14-3 halftime advantage. The four Miami TDs came on a pair of two-yard passes from Woodley to tight end Bruce Hardy, a one-yard run by Andra Franklin and Woody Bennett's two-yard burst up the middle. Franklin finished with 112 yards on 26 carries, but lost the ball three times on fumbles. Two of those fumbles resulted in John Smith field goals of 23 and 42 yards for New England.

NEW ENGLAND	0	3	3	7	-	13
MIAMI	0	14	7	7	-	28

NE – FG Smith 23	8/24	2- 3:07
M – Hardy, 2 pass from Woodley (von Schamann kick)	9/76	2- 8:24
M – Franklin, 1 run (von Schamann kick)	9/79	2-12:52
NE – FG Smith 42	8/38	3- 7:56
M – Bennett, 2 run (von Schamann kick)	11/74	3-13:59
M – Hardy, 2 pass from Woodley (von Schamann kick)	8/62	4- 6:05
NE – Hasselbeck, 22 pass from Grogan (Smith kick)	6/80	4- 9:38

ATT. - 68,842

	New England	Miami
First Downs/Total-Rush.-Pass.-Pen.	14-6-8-0	27-12-14-1
Total Yards-Plays-Average	237-52-4.6	448-66-6.8
Rushes-Yards-Average	18-77-4.3	45-214-4.8
Net Yards Passing-Times Thrown-Yards Lost	160-4-29	234-2-12
Passes Attempted-Completed-Intercepted	30-16-2	19-16-0
Punts/Number-Average	5-43.6	1-51.0
Penalties/Number-Yards	4-27	2-15
Fumbles/Number-Lost	1-1	3-3

INDIVIDUAL STATISTICS

RUSHING – Miami: Franklin 26-112, 1 TD; Nathan 12-71; Woodley 1-16; Bennett 5-10, 1 TD; Vigorito 1-5.

New England: van Eeghen 9-40; Collins 7-35; Tatupu 1-4; Morgan 1-(-2).

PASSING – Miami: Woodley 19-16-0, 246 yards, 2 TDs.

New England: Grogan 30-16-2, 189 yards, 1 TD.

RECEIVING – Miami: Nathan 5-68; Hardy 3-23, 2 TDs; Rose 2-47; Vigorito 2-40; Cefalo 2-27; Harris 1-36; Diana 1-5.

New England: Hasselbeck 7-87, 1 TD; Dawson 4-49; Collins 1-17; Toler 1-16; Brown 1-8; Johnson 1-7; van Eeghen 1-5.

INTERCEPTIONS – Miami: McNeal 1-16; Small 1-0.

New England: None.

SACKS – Miami: Rhone 1, Bokamper 1; Baumhower 1; Duhe 1.

New England: Owens 2.

MISSED FIELD GOALS – Miami: von Schamann 52(WR).

New England: None.

1982 AFC PLAYOFF (second round)

DOLPHINS 34, CHARGERS 13

January 16, 1983

Orange Bowl

Miami, FL

The Dolphins choked off the famed Chargers offense and won 34-13. The Dolphins defense stopped the San Diego offense, holding it to a total of 247 yards – 203 yards below its league-leading average - while holding the Chargers scoreless in the second half. Dolphins defenders intercepted QB Dan Fouts five times, sacked him three times and held the Chargers to 15 completions for 191 yards – their lowest output since a January, 1982, playoff game in the ice at Cincinnati. The Dolphins offense kept Fouts and Company on the sideline by utilizing ball control that produced 80 plays to San Diego's 54 and an overwhelming time of possession advantage; the Dolphins had the ball for 40:46 to the Chargers' 19:14. Dolphins QB David Woodley guided his team to a 214-yard ground attack while connecting on 17-22 passes for 195 yards and two TDs. Woodley opened the scoring with a three-yard pass to Nat Moore in the first quarter and made it 14-0 by directing Miami 89 yards on 13 plays. Chargers kickoff returner Hank Bauer fumbled a kickoff which was recovered by Uwe von Schamann at the Chargers 23-yard line. Seven plays later, Woodley hit tight end Ronnie Lee on a six-yard look-in pass for the score. On the next kickoff, Dolphins rookie Rich Diana recovered a fumble by the Chargers' James Brooks, but this time Miami had to settle for a 29-yard von Schamann field goal. The Chargers scored two late TDs, one on a 28-yard pass from Fouts to Charlie Joiner and the other on Chuck Muncie's one-yard dive that ended the San Diego scoring. Von Schamann added a second field goal shortly before the end of the first half and Woodley scored on a seven-yard QB draw early in the fourth quarter.

SAN DIEGO	0	13	0	0	-	13
MIAMI	7	20	0	7	-	34

M – Moore, 3 pass from Woodley (von Schamann kick)	5/26	1- 6:52
M – Franklin, 3 run (von Schamann kick)	13/89	2- 1:28
M – Lee, 6 pass from Woodley (von Schamann kick)	7/23	2- 4:31
M – FG von Schamann 24	7/30	2- 7:15
SD – Joiner, 28 pass from Fouts (kick failed)	3/28	2-11:14
M – FG von Schamann 23	7/70	2-13:55
SD – Muncie, 1 run (Benirschke kick)	5/76	2-14:38
M – Woodley, 7 run (von Schamann kick)	8/62	4- 0:42

ATT. – 71,383

	San Diego	Miami
First Downs/Total-Rush.-Pass.-Pen.	17-5-9-3	29-15-11-3
Total Yards-Plays-Average	247-54-4.6	413-80-5.2
Rushes-Yards-Average	17-79-4.6	56-214-3.8
Net Yards Passing-Times Thrown-Yards Lost	168-3-23	199-1-16
Passes Attempted-Completed-Intercepted	34-15-5	23-18-1
Punts/Number-Average	4-41.3	3-40.3
Penalties/Number-Yards	7-62	6-70
Fumbles/Number-Lost	3-2	2-1

INDIVIDUAL STATISTICS

RUSHING – Miami: Franklin 23-96, 1 TD; Nathan 19-83; Woodley 3-14, 1 TD; Bennett 7-14; Orosz 1-11; Vigorito 1-2; Jensen 2-(-6).

San Diego: Muncie 11-62, 1 TD; Brooks 3-9; Fouts 2-3; Capelletti 1-5.

PASSING – Miami: Woodley 22-17-1, 195 yards, 2 TDs; Nathan 1-1-0, 20 yards, 0 TDs.

San Diego: Fouts 34-15-5, 191 yards, 1 TD.

RECEIVING – Miami: Nathan 8-55; Hardy 3-45; Cefalo 2-69; Vigorito 2-22; Harris 1-15; Lee 1-6, 1 TD; Moore 1-3, 1 TD.

San Diego: Muncie 6-53; Chandler 2-38; Brooks 2-25; Sievers 2-21; Joiner 1-28, 1 TD; Winslow 1-18; Holohan 1-8.

INTERCEPTIONS – Miami: G. Blackwood 2-19; McNeal 1-20; Small 1-16; L. Blackwood 1-(-1).

San Diego: Fox 1-18.

SACKS – Miami: Duhe 2; Bokamper 1.

San Diego: Ferguson 1.

MISSED FIELD GOALS – Miami: None.

San Diego: None.

1982 AFC CHAMPIONSHIP

DOLPHINS 14, JETS 0
January 23, 1983

Orange Bowl
Miami, FL

For the third time in as many games in 1982, the Miami Dolphins defeated the New York Jets, this time on a rainy, mud-soaked Orange Bowl field. The Dolphins set an AFC Championship Game record by holding the Jets to 139 total yards. A.J. Duhe set an AFC playoff record with three interceptions, including one he returned for a 35-yard TD. The Dolphins set an NFL record by being the first team to have defeated the same team three times in a season – two times during the regular season and once in a playoff game. On nine occasions since the AFL-NFL merger, teams had met three times in a season – but no team had won all three games. Before a crowd of 67,396, the Dolphins' Woody Bennett rumbled seven yards up the middle to score the only points the Dolphins would need. That came in the third quarter after the teams had trudged through a scoreless first half on the soggy Prescription Athletic Turf.

N.Y. JETS	0	0	0	0	-	0
MIAMI	0	0	7	7	-	14

M – Bennett, 7 run (von Schamann kick) 7/48 3-2:05
M – Duhe, 35 interception return (von Schamann kick) 4-2:08

ATT. – 67,396

	N.Y. Jets	Miami
First Downs Total-Rush.-Pass.-Pen.	10-2-6-2	13-7-5-1
Total Yards-Plays-Average	139-65-2.1	198-66-3.0
Rushes-Yards-Average	24-62-2.6	41-138-3.4
Net Yards Passing-Times Thrown-Yards Lost	77-4-26	60-4-27
Passes Attempted-Completed-Intercepted	37-15-5	21-9-3
Punts/Number-Average	10-35.7	10-33.3
Penalties/Number-Yards	6-42	3-15
Fumbles/Number-Lost	1-0	3-1

INDIVIDUAL STATISTICS

RUSHING – Miami: Woodley 8-46; Franklin 13-44; Nathan 7-24; Bennett 13-24, 1 TD.

N.Y. Jets: McNeil 17-46; Todd 4-10; Augustyniak 2-5; Dierking 1-1.

PASSING – Miami: Woodley 21-9-3, 87 yards, 0 TDs.

N.Y. Jets: Todd 37-15-5, 103 yards, 0 TDs.

RECEIVING – Miami: Vigorito 3-29; Harris 2-28; Nathan 2-4; Rose 1-20; Lee 1-6.

N.Y. Jets: Harper 4-14; Jones 3-35; Barkum 2-20; Augustyniak 2-12; McNeil 1-9; Gaffney 1-7; Dierking 1-6; Walker 1-0.

INTERCEPTIONS – Miami: Duhe 3-36, 1 TD; Small 1-8; G. Blackwood 1-4.

N.Y. Jets: Schroy 2-1; Buttle 1-0.

SACKS – Miami: Bokamper 2, Brudzinski 1, Baumhower 1.

N.Y. Jets: Gastineau 2, Lyons 1, Neil 1.

MISSED FIELD GOALS – Miami: None.

N.Y. Jets: None.

SUPER BOWL XVII

REDSKINS 27, DOLPHINS 17
January 30, 1983

Rose Bowl
Pasadena, CA

The Washington Redskins, behind the power running of John Riggins, came from behind to win Super Bowl XVII in the famed Rose Bowl, beating Miami Jets 27-17. Before the second-largest crowd for a Super Bowl – 103,667 fans – the Redskins took the lead for the first time with a little more than 10 minutes left on the clock. The game was marked by a Super Bowl record performance by Fulton

Walker, who returned four kickoffs 190 yards, including a 98-yard TD that gave Miami a 17-10 halftime lead. It was the first kickoff returned for a TD in Super Bowl history and the longest kickoff return in playoff history. Riggins ran up 166 yards on 38 carries, both Super Bowl records. On a short-yardage play – fourth-and-one from the Redskin 43 with 10:01 to play – Riggins broke a tackle and scored on a 43-yard run. Riggins accounted for 181 total yards, five more yards than the entire Miami offense could manage in the game. In the first quarter, Miami jumped to a quick lead with a 76-yard David Woodley to Jimmy Cefalo pass for a TD.

MIAMI	7	10	0	0	–	17
WASHINGTON	0	10	3	14	–	27

M – Cefalo, 76 pass from Woodley (von Schamann kick)	2/80	1- 6:49
W – FG Moseley 31	7/32	2- 0:21
M – FG von Schamann 20	13/50	2- 9:00
W – Garrett, 4 pass from Theismann (Moseley kick)	11/80	2-13:09
M – Walker, 98 kickoff return (von Schamann kick)		2-13:22
W – FG Moseley 20	6/61	3- 6:51
W – Riggins, 43 run (Moseley kick)	4/52	4- 4:59
W – Brown, 6 pass from Theismann (Moseley kick)	12/41	4-13:05

ATT. – 103,667

	Miami	Washington
First Downs Total-Rush.-Pass.-Pen.	9-7-2-0	24-14-9-1
Total Yards-Plays-Average	176-47-3.7	400-78-5.1
Rushes-Yards-Average	29-96-3.3	52-276-5.3
Net Yards Passing-Times Thrown-Yards Lost	80-1-17	124-3-19
Passes Attempted-Completed-Intercepted	17-4-1	23-15-2
Punts/Number-Average	6-37.8	4-42.0
Penalties/Number-Yards	4-55	5-36
Fumbles/Number-Lost	2-1	0-0

INDIVIDUAL STATISTICS

RUSHING – Miami: Franklin 16-49; Nathan 7-26; Woodley 4-16; Vigorito 1-4; Harris 1-1.
 Washington: Riggins 38-166, 1 TD; Garrett 1-44; Harmon 9-40; Theismann 3-20; Walker 1-6.
PASSING – Miami: Woodley 14-4-1, 97 yards, 1 TD; Strock 3-0-0, 0 yards, 0 TDs.
 Washington: Theismann 23-15-2, 143 yards, 2 TDs.
RECEIVING – Miami: Cefalo 2-82, 1 TD; Harris 2-15.
 Washington: Brown 6-60, 1 TD; Warren 5-28; Garrett 2-13, 1 TD; Walker 1-27; Riggins 1-15.
INTERCEPTIONS – Miami: Duhe 1-0; L. Blackwood 1-0.
 Washington: Murphy 1-0.
SACKS – Miami: Baumhower 1; Gordon 1; Rhone 1.
 Washington: Manley 1.
MISSED FIELD GOALS – Miami: None.
 Washington: None.

1983 AFC PLAYOFF

SEAHAWKS 27, DOLPHINS 20
December 31, 1983

Orange Bowl
Miami, FL

The Miami Dolphins saw their season end on a sour note as they lost a 27-20 decision to the Seattle Seahawks in the first round of the AFC playoffs. Before 71,032 fans in the Orange Bowl, Dolphins rookie quarterback Dan Marino returned from his December 4 knee injury. On their second possession, the Dolphins launched a 12-play, 80-yard drive ending with a 19-yard TD pass from Marino to tight end Dan Johnson (PAT missed). A 59-yard return by Zachary Dixon on the ensuing kickoff led to a six-yard scoring toss from Seattle's Dave Krieg to Cullen Bryant with the extra point, giving the Seahawks a one point lead. Miami immediately retaliated, using a 17-yard Marino to Mark Duper hook-up to pave the way for a 32-yard circus catch by Duper for the touchdown. Early in the third quarter, a David Overstreet fumble in Seattle territory set the Seahawks up for a 55-yard TD march featuring a 28-yard completion from Krieg to Paul Johns, and culminating in a one-yard run by Curt Warner. Norm Johnson's 27-yard field goal early in the fourth quarter gave Seattle a 17-13 lead. The Dolphins managed to regain the lead at 20-17 following a Gerald Small interception (18-yard return) and Woody Bennett's two-yard run with only 3:43 remaining. However, the lead was shortlived as the Seahawks came right back to score on Warner's short run following a pair of Krieg to Steve Largent completions for a total of 56 yards. Miami's Fulton Walker then fumbled the Seattle kickoff, thus leading to a 37-yard Johnson field goal. Another Walker kickoff fumble iced the game for the Seahawks, who were participating in the playoffs for the first time in their eight-year history.

SEATTLE	0	7	7	13	–	27
MIAMI	0	13	0	7	–	20

M – Johnson, 19 pass from Marino (kick failed)	12/80	2- 2:23
S – C. Bryant, 6 pass from Krieg (N. Johnson kick)	6/38	2- 5:41

M – Duper, 32 pass from Marino (von Schamann kick)	7/74	2- 9:17
S – Warner, 1 run (N. Johnson kick)	8/55	3- 8:34
S – FG N. Johnson 27	9/40	4- 4:18
M – Bennett, 2 run (von Schamann kick)	3/16	4-11:17
S – Warner, 2 run (N. Johnson kick)	5/66	4-13:12
S – FG N. Johnson 37	4/8	4-13:45

ATT. – 71,032

	Seattle	Miami
First Downs Total-Rush.-Pass.-Pen.	21-12-9-0	21-9-11-1
Total Yards-Plays-Average	334-72-4.6	321-56-5.7
Rushes-Yards-Average	42-151-3.6	30-128-4.3
Net Yards Passing-Times Thrown-Yards Lost	183-1-9	193-0-0
Passes Attempted-Completed-Intercepted	29-15-1	26-15-2
Punts/Number-Average	4-38.0	4-35.5
Penalties/Number-Yards	2-15	5-30
Fumbles/Number-Lost	0-0	3-3

INDIVIDUAL STATISTICS

RUSHING – Miami: Overstreet 9-50; Bennett 7-31, 1 TD; Franklin 6-28; Nathan 8-19.

Seattle: Warner 29-113, 2 TDs; C. Bryant 5-22; Hughes 4-21; Krieg 4-(-5).

PASSING – Miami: Marino 25-15-2, 193 yards, 2 TDs; Clayton 1-0-0, 0 yards, 0 TDs.

Seattle: Krieg 28-15-1, 192 yards, 1 TD; Zorn 1-0-0, 0 yards, 0 TDs.

RECEIVING - Miami: Duper 9-117, 1 TD; Johnson 2-29, 1 TD; Moore 2-26; Rose 1-15; Nathan 1-6.

Seattle: Warner 5-38; Johns 4-60; Largent 2-56; Doornink 2-26; C. Bryant 2-12, 1 TD.

INTERCEPTIONS – Miami: Small 1-18.

Seattle: Harris 1-0; Justin 1-0.

SACKS – Miami: Baumhower 1.

Seattle: None.

MISSED FIELD GOALS – Miami: None.

Seattle: N. Johnson 48(B).

1984 AFC PLAYOFF

DOLPHINS 31, SEAHAWKS 10
December 29, 1984

Orange Bowl
Miami, FL

The Miami Dolphins, led by quarterback Dan Marino's three touchdown passes and a defense that shut out the opposition in three of four quarters, defeated the Seattle Seahawks 31-10 before 73,469 fans in the Orange Bowl. The Dolphins moved in front on their second possession and stayed there. Running back Tony Nathan keyed the 68-yard drive by gaining 38 yards on four carries, including the touchdown on a 14-yard run. A 26-yard Marino to Mark Clayton completion was the long play of the scoring march. A 32-yard interception return by Seattle's John Harris and a 25-yard pass from Dave Krieg to Steve Largent paved the way for Norm Johnson's 27-yard field goal that cut Miami's lead to 7-3. The Dolphins, however, came right back to score on their next series as a 20-yard reception by Woody Bennett preceded Marino's 34-yard scoring hook-up with Jimmy Cefalo. The Seahawks made it 14-10 at halftime when Largent scored on a 56-yard catch-and-run play. After Miami's defense had stopped Seattle on the Dolphins 24-yard line to open the second half, the Dolphins embarked on a 13-play, 76-yard TD drive that included a Bruce Hardy touchdown catch from three yards out. After the Seahawks' Jeff West managed just a seven-yard punt, Clayton made an acrobatic catch on a tipped ball in the end zone for a 33-yard TD. Miami closed out the scoring on Uwe von Schamann's 37-yard field goal in a drive that featured a 32-yard Marino to Hardy pass.

SEATTLE	0	10	0	0	–	10
MIAMI	7	7	14	3	–	31

M – Nathan, 14 run (von Schamann kick)	8/68	1-10:51
S – FG Johnson 27	7/29	2- 1:24
M – Cefalo, 34 pass from Marino (von Schamann kick)	4/60	2- 4:07
S – Largent, 56 pass from Krieg (Johnson kick)	4/70	2-11:37
M – Hardy, 3 pass from Marino (von Schamann kick)	13/76	3-10:35
M – Clayton, 33 pass from Marino (von Schamann kick)	2/33	3-12:35
M – FG von Schamann 37	8/69	4- 3:32

ATT. – 73,469

	Seattle	Miami
First Downs Total-Rush.-Pass.-Pen.	8-2-6-0	22-8-12-2
Total Yards-Plays-Average	267-55-4.9	405-70-5.8
Rushes-Yards-Average	18-51-2.8	36-143-4.0
Net Yards Passing-Times Thrown-Yards Lost	216-2-18	262-0-0
Passes Attempted-completed-Intercepted	35-20-0	34-21-2
Punts/Number-Average	7-37.0	3-37.0
Penalties/Number-Yards	4-20	1-5
Fumbles/Number-Lost	1-1	0-0

INDIVIDUAL STATISTICS

RUSHING – Miami: Nathan 18-76, 1 TD; Bennett 11-41; P. Johnson 6-22; Carter 1-4.

Seattle: Doornink 10-35; Hughes 7-14; Krieg 1-2.

PASSING – Miami: Marino 34-21-2, 262 yards, 3 TDs.

Seattle: Krieg 35-20-0, 234 yards, 1 TD.

RECEIVING – Miami: Clayton 5-75, 1 TD; Nathan 4-20; Hardy 3-48, 1 TD; Duper 3-32; Cefalo 2-43, 1 TD; Moore 2-11; Bennett 1-20; Rose 1-13.

Seattle: Largent 6-128, 1 TD; Doornink 6-23; Turner 3-38; Skansi 2-31; Hughes 1-8; C. Young 1-5; Krieg 1-1.

INTERCEPTIONS – Miami: None.

Seattle: Harris 2-45.

SACKS – Miami: Betters 1; Brudzinski 1.

Seattle: None.

MISSED FIELD GOALS – Miami: von Schamann 43(WR), 37(WL).

Seattle: N. Johnson 41(WL).

1984 AFC CHAMPIONSHIP

DOLPHINS 45, STEELERS 28
January 6, 1985

Orange Bowl
Miami, FL

The Miami Dolphins, led by Dan Marino's 421 yards passing (four touchdowns) and Mark Duper's 148 yards receiving, advanced to Super Bowl XIX by defeating the Pittsburgh Steelers, 45-28, in the AFC Championship Game before 76,029 fans in the Orange Bowl. The Dolphins scored on their first offensive series as they moved 67 yards in four plays following a William Judson interception, with the TD coming on a 40-yard pass from Marino to Mark Clayton. Pittsburgh's first score came on Rich Erenberg's seven-yard run that had been set up by Walter Abercrombie's 38 yards gained in the 66-yard march. A 26-yard Uwe von Schamann field goal preceded a 65-yard toss from the Steelers' Mark Malone to John Stallworth that gave Pittsburgh a 14-10 lead. The Dolphins then scored two TDs in the final 2:52 of the first half, the first score coming on a 41-yard reception by Duper. After Lyle Blackwood's interception, Marino hit TE Joe Rose for a 28-yard gain before Tony Nathan gave the Dolphins a 24-14 lead on a two-yard run. Miami then scored on its first three second-half possessions, leading off with Marino's 36-yard scoring strike to Duper. The Steelers closed the gap to 31-21 on Malone's 19-yarder to Stallworth (33-yarder to Louis Lipps in drive). Completions to Duper (41 yards), Nathan (20 yards) and Nat Moore (28 yards) then led to a one-yard TD dive by Woody Bennett. Moore then caught a six-yard touchdown pass before Wayne Capers closed out the scoring with a 29-yard TD reception.

PITTSBURGH	7	7	7	7	-	28
MIAMI	7	17	14	7	-	45

M – Clayton 40 pass from Marino (von Schamann kick)	4/67	1- 7:15
P – Erenberg, 7 run (Anderson kick)	7/66	1-11:30
M – FG von Schamann 26	8/55	2- 5:56
P – Stallworth, 65 pass from Malone (Anderson kick)	3/71	2-12:08
M – Duper, 41 pass from Marino (von Schamann kick)	5/77	2-13:30
M – Nathan, 2 run (von Schamann kick)	5/35	2-14:24
M – Duper, 36 pass from Marino (von Schamann kick)	4/78	3- 1:48
P – Stallworth, 19 pass from Malone (Anderson kick)	9/72	3- 7:05
M – Bennett, 1 run (von Schamann kick)	10/80	3-13:20
M – Moore, 6 pass from Marino (von Schamann kick)	9/66	4- 3:55
P – Capers, 29 pass from Malone (Anderson kick)	5/84	4-14:35

ATT. – 76,029

	Pittsburgh	Miami
First Downs/Total-Rush.-Pass.-Pen.	22-8-14-0	28-10-18-0
Total Yards-Plays-Average	455-68-6.7	569-71-8.0
Rushes-Yards-Average	32-143-4.5	38-134-3.5
Net Yards Passing-Times Thrown-Yards Lost	312-0-0	435-0-0
Passes Attempted-Completed-Intercepted	36-20-3	33-22-1
Punts/Number-Average	3-43.7	2-42.5
Penalties/Number-Yards	3-30	3-25
Fumbles/Number-Lost	2-1	1-1

INDIVIDUAL STATISTICS

RUSHING – Miami: Nathan 19-64, 1 TD; P. Johnson 10-39; Bennett 8-33, 1 TD; Strock 1-(-2).

Pittsburgh: Abercrombie 15-68; Pollard 11-48; Erenberg 6-27, 1 TD.

PASSING – Miami: Marino 32-21-1, 421 yards, 4 TDs; Nathan 1-1-0, 14 yards, 0 TDs.

Pittsburgh: Malone 36-20-3, 312 yards, 3 TDs.

RECEIVING – Miami: Nathan 8-114; Duper 5-148, 2 TDs; Clayton 4-95, 1 TD; Moore 2-34, 1 TD; Hardy 2-16; Rose 1-28.

Pittsburgh: Erenberg 5-59; Stallworth 4-111, 2 TDs; Lipps 3-45; Sweeney 3-42; Pollard 3-13; Capers 1-29, 1 TD; Abercrombie 1-13.

INTERCEPTIONS – Miami: Judson 1-34; G. Blackwood 1-4; L. Blackwood 1-4.

Pittsburgh: Shell 1-18.

SACKS – Miami: None.

Pittsburgh: None.

MISSED FIELD GOALS – Miami: von Schamann 52(S).

Pittsburgh: Anderson 53(WR).

SUPER BOWL XIX

49ERS 38, DOLPHINS 16
January 20, 1985

Stanford Stadium
Palo Alto, CA

The Miami Dolphins, unable to score in the game's final two quarters, dropped a 38-16 decision to the San Francisco 49ers in Super Bowl XIX before 84,059 fans in Stanford Stadium. The Dolphins were outgained in the contest by a 537-314 margin with the 49ers maintaining possession for 37:11. Miami opened the scoring on its first possession as Uwe von Schamann converted a 37-yard field goal (key play – Dan Marino's 25-yard completion to Tony Nathan). San Francisco jumped ahead 7-3 when QB Joe Montana led the Niners on an eight-play, 78-yard drive that culminated in a 33-yard TD toss to Carl Monroe. The Dolphins scored their only touchdown of the game on their next series as two Marino completions to Mark Clayton (18, 13 yards) and a 21-yarder to Dan Johnson paved the way for Johnson's two-yard scoring catch. Touchdown runs of eight and two yards by Roger Craig and Montana's six-yard scamper gave San Francisco a 28-10 lead. Von Schamann then connected on field goals of 31 and 30 yards in the final 12 seconds of the first half to close the Dolphins' deficit to 28-16. The 49ers upped their lead on their initial second-half possession on Ray Wersching's 27-yard field goal, before closing out the scoring on Craig's 16-yard scoring reception (key play – 40-yard Montana to Wendell Tyler pass play).

MIAMI	10	6	0	0	–	16
SAN FRANCISCO	7	21	10	0	–	38

M – FG von Schamann 37	7/45	1- 7:36
SF – Monroe, 33 pass from Montana (Wersching kick)	8/78	1-11:48
M – Johnson, 2 pass from Marino (von Schamann kick)	6/70	1-14:15
SF – Craig, 8 pass from Montana (Wersching kick)	4/47	2- 3:26
SF – Montana, 6 run (Wersching kick)	6/55	2- 8:02
SF – Craig, 2 run (Wersching kick)	9/52	2-12:55
M – FG von Schamann 31	12/72	2-14:48
M – FG von Schamann 30	1/0	2-15:00
SF – FG Wersching 27	10/43	3- 4:48
SF – Craig, 16 pass from Montana (Wersching kick)	5/70	3- 8:42

ATT. – 84,059

	Miami	San Francisco
First Downs Total-Rush.-Pass.-Pen.	19-2-17-0	31-16-15-0
Total Yards-Plays-Average	314-63-5.0	537-76-7.1
Rushes-Yards-Average	9-25-2.8	40-211-5.3
Net Yards Passing-Times Thrown-Yards Lost	289-4-29	326-1-5
Passes Attempted-Completed-Intercepted	50-29-2	35-24-0
Punts/Number-Average	6-39.3	3-32.7
Penalties/Number-Yards	1-10	2-10
Fumbles/Number-Lost	1-0	2-2

INDIVIDUAL STATISTICS

RUSHING – Miami: Nathan 5-18; Bennett 3-7; Marino 1-0.

San Francisco: Tyler 13-65; Montana 5-59, 1 TD; Craig 15-58, 1 TD; Harmon 5-20; Solomon 1-5; Cooper 1-4.

PASSING – Miami: Marino 50-29-2, 318 yards, 1 TD.

San Francisco: Montana 35-24-0, 331 yards, 3 TDs.

RECEIVING – Miami: Nathan 10-83; Clayton 6-92; Rose 6-73; Johnson 3-28, 1 TD; Moore 2-17; Cefalo 1-14; Duper 1-11.

San Francisco: Craig 8-82, 2 TDs; Clark 5-72; Francis 5-60; Tyler 4-70; Monroe 1-33, 1 TD; Solomon 1-14.

INTERCEPTIONS – Miami: None.

San Francisco: Wright 1-0; Williamson 1-0.

SACKS – Miami: Betters 1.

San Francisco: Board 2; Johnson 1; Tuiasosopo 1.

MISSED FIELD GOALS – Miami: None.

San Francisco: None.

1985 AFC PLAYOFF

DOLPHINS 24, BROWNS 21
January 4, 1986

Orange Bowl
Miami, FL

Most people had not given them much of a chance to win, but the 8-8 Cleveland Browns nearly upset the 12-4 Dolphins in the Orange Bowl. It would take two Ron Davenport touchdowns in the final 17 minutes to send Miami to a 24-21 victory and the AFC Championship Game against New England the following week. Fuad Reveziz put the Dolphins on the board early with a 51-yard field goal on Miami's first drive of the game. But Cleveland came back to score 21 unanswered points, and held a 21-3 advantage midway through the third quarter. Cleveland rookie quarterback Bernie Kosar, who had played two college seasons in the Orange Bowl for the University of Miami, hit Ozzie Newsome with a 16-yard touchdown pass for the Browns first points of the day. Earnest Byner (16-161) ran in from 21 yards out just before the half, and then he broke a 66-yard touchdown jaunt 3:38 into the second half. Just like that, the improbable began to look possible. Dan Marino connected with Nat Moore for a six-yard touchdown pass just over six minutes later and Miami had closed the margin to 21-10. Then it was time for Davenport (6-48) to show his stuff. First, he hit the hole for a 31-yard touchdown run late in the third period and then he closed the scoring and put Miami up for good, going over from one yard out with just 1:57 remaining in the game.

CLEVELAND	7	7	7	0	-	21
MIAMI	3	0	14	7	-	24

M - FG Reveziz 51	5/25	1- 4:26
C - Newsome, 16 pass from Kosar (Bahr kick)	10/82	1-13:36
C - Byner, 21 run (Bahr kick)	8/55	2-14:02
C - Byner, 66 run (Bahr kick)	4/80	3- 3:38
M - N. Moore, 6 pass from Marino (Reveziz kick)	13/74	3- 9:47
M - Davenport, 31 run (Reveziz kick)	5/48	3-13:19
M - Davenport, 1 run (Reveziz kick)	9/73	4-13:03

ATT. - 75,128

	Cleveland	Miami
First Downs Total-Rush.-Pass.-Pen.	17-11-5-1	20-6-13-1
Total Yards-Plays-Average	313-57-5.5	330-64-5.2
Rushes-Yards-Average	37-251-6.8	19-92-4.8
Net Yards Passing-Times Thrown-Yards Lost	62-1-4	238-0-0
Passes Attempted-Completed-Intercepted	19-10-1	45-25-1
Punts/Number-Average	6-37.2	5-41.6
Penalties/Number-Yards	6-49	2-20
Fumbles/Number-Lost	1-0	1-0

INDIVIDUAL STATISTICS

RUSHING - Miami: Davenport 6-48, 2 TDs; Nathan 7-21; Bennett 4-17; Carter 2-6.

Cleveland: Byner 16-161, 2 TDs; Mack 13-56; Dickey 6-28; Kosar 2-6.

PASSING - Miami: Marino 45-25-1, 238 yards, 1 TD.

Cleveland: Kosar 19-10-1, 66 yards, 1 TD.

RECEIVING - Miami: Nathan 10-101; Hardy 5-51; N. Moore 4-29, 1 TD; Johnson 2-17; Rose 1-17;

Clayton 1-15; Bennett 1-6; Carter 1-2.

Cleveland: Byner 4-25; Newsome 2-22, 1 TD; Holt 2-2; Cl. Weathers 1-12; Fontenot 1-5.

INTERCEPTIONS - Miami: Lankford 1-2.

Cleveland: Rogers 1-45.

SACKS - Miami: Moore 1.

Cleveland: None.

MISSED FIELD GOALS - Miami: Reveziz 47(S).

Cleveland: None.

1985 AFC CHAMPIONSHIP

PATRIOTS 31, DOLPHINS 14
January 12, 1986

Orange Bowl
Miami, FL

The New England Patriots garnered a bid to their first Super Bowl by snapping an 18-game losing streak to the Dolphins in Miami with a 31-14 triumph, in what would be the final NFL postseason game at the Orange Bowl. The Patriots' only previous victory in Miami came in the first meeting between the two teams in 1966. New England backs Craig James (22-105) and Robert Weathers (16-87) combined for 192 yards rushing and quarterback Tony Eason was on target with a 10-12 performance for 71 yards as the Pats set up a Super Bowl date with the Chicago Bears. After New England got on the board first with a Tony Franklin 23-yard field goal, the Dolphins stormed back for their only lead of the afternoon when Dan Marino passed 10 yards to Dan Johnson early in the second quarter. Eason brought New England right back with three touchdown tosses, and the Pats led 24-7 after three quarters. Miami's last score of the day came early in the fourth quarter when Tony Nathan grabbed a 10-yard TD pass from Marino. New England fullback Mosi Tatupu ended the game's scoring with a one-yard TD jaunt midway through the fourth quarter.

NEW ENGLAND	3	14	7	7	-	31
MIAMI	0	7	0	7	-	14

NE – FG Franklin 23	6/14	1- 6:40
M – Johnson, 10 pass from Marino (Reveiz kick)	11/80	2- 0:21
NE – Collins, 4 pass from Eason (Franklin kick)	8/66	2- 4:50
NE – D. Ramsey, 1 pass from Eason (Franklin kick)	7/36	2- 9:35
NE – Weathers, 2 pass from Eason (Franklin kick)	6/25	3- 3:02
M – Nathan, 10 pass from Marino (Reveiz kick)	1/10	4- 0:32
NE – Tatupu, 1 run (Franklin kick)	9/45	4- 7:26

ATT. – 74,978

	New England	Miami
First Downs Total-Rush.-Pass.-Pen.	21-15-6-0	18-3-15-0
Total Yards-Plays-Average	326-71-4.6	302-62-4.9
Rushes-Yards-Average	59-255-4.3	13-68-5.2
Net Yards Passing-Times Thrown-Yards Lost	71-0-0	234-1-14
Passes Attempted-Completed-Intercepted	12-10-0	48-20-2
Punts/Number-Average	5-40.2	4-41.3
Penalties/Number-Yards	2-15	4-35
Fumbles/Number-Lost	2-2	5-4

INDIVIDUAL STATISTICS

RUSHING – Miami: Carter 6-56; Davenport 3-6; Nathan 2-4; Bennett 1-2; Marino 1-0.

New England: C. James 22-105; Weathers 16-87; Collins 12-61; Tatupu 6-9, 1 TD; Eason 3-(-7).

PASSING – Miami: Marino 48-20-2, 248 yards, 2 TDs.

New England: Eason: 12-10-0, 71 yards, 3 TDs.

RECEIVING – Miami: Nathan 5-57, 1 TD; Hardy 3-52; Duper 3-45; Clayton 3-41; Davenport 3-23; Johnson 1-10, 1 TD; N. Moore 1-10; Rose 1-10.

New England: D. Ramsey 3-18, 1 TD; Collins 3-15, 1 TD; Morgan 2-30; Tatupu 1-6; Weathers 1-2, 1 TD.

INTERCEPTIONS – Miami: None.

New England: Marion 1-21; Clayborn 1-0.

SACKS – Miami: None.

New England: Veris 1.

MISSED FIELD GOALS – Miami: Reveiz 31(WR).

New England: Franklin 41(WL).

1990 AFC FIRST ROUND PLAYOFF

DOLPHINS 17, CHIEFS 16

January 5, 1991

Joe Robbie Stadium

Miami, FL

Dan Marino threw two fourth quarter touchdown passes to lead the Dolphins to a dramatic come-from-behind 17-16 playoff win over the Kansas City Chiefs before a crowd of 67,276 at Joe Robbie Stadium. In the final period, Marino hit on all eight of his pass attempts for 101 yards and two touchdowns. It was the 16th time in his career that Marino has engineered a fourth quarter comeback. Including the third quarter, Marino hit on his last ten pass attempts to lead the Dolphins back from a 13-3 deficit to a 17-16 win. The Chiefs opened the scoring in the first quarter when Charles Washington blocked a Reggie Roby punt and returned the ball to Miami's 37-yard line. However, Miami's defense stiffened and held the Chiefs to a 27-yard field goal by Nick Lowery. Miami kicker Pete Stoyanovich tied the score at 3-3 in the second period by booting an NFL playoff record 58-yard field goal. Stoyanovich's kick broke the previous record of 54 yards by Detroit's Eddie Murray on December 24, 1983, against San Francisco and it was the second-longest kick of Stoyanovich's career. The Chiefs took a 10-3 halftime lead by scoring on a 26-yard touchdown strike from Steve DeBerg to Stephone Paige. The Chiefs extended their lead to 16-3 on a pair of third quarter field goals by Lowery from 25 and 38 yards. In the fourth quarter, the Dolphins closed the score to 16-10 as Marino hit fullback Tony Paige with a one-yard touchdown pass. The key play in the drive was a two-yard run by Sammie Smith on a fourth-and-two from Kansas City's 45-yard line. The Dolphins forced the Chiefs to punt on their next possession and received the ball on their own 15-yard line with 10:39 left in the game. The Dolphins converted three third downs and drove to the Chiefs' 12-yard line with 3:28 left in the contest before Marino hit Mark Clayton with a 12-yard touchdown pass to give Miami a 17-16 lead. However, the Chiefs had a chance to win the game as they drove from their own 22-yard line to the Dolphin 34 before Lowery's 52-yard field goal attempt was just short.

KANSAS CITY	3	7	6	0	-	16
MIAMI	0	3	0	14	-	17

KC – FG Lowery 27	9/28	1- 9:56
M – FG Stoyanovich 58	9/40	2- 0:05
KC – Paige, 26 pass from DeBerg (Lowery kick)	4/61	2-13:06

KC – FG Lowery 25	11/63	3-10:14
KC – FG Lowery 38	4/8	3-12:10
M – Paige, 1 pass from Marino (Stoyanovich kick)	10/66	4- 2:42
M – Clayton, 12 pass from Marino (Stoyanovich kick)	11/85	4-11:32

ATT. – 67,276

	Kansas City	Miami
First Downs/Total-Rush.-Pass.-Pen.	16-4-11-1	23-7-14-2
Total Yards-Plays-Average	367-55-6.7	311-64-4.8
Rushes-Yards-Average	24-103-4.3	32-98-3.1
Net Yards Passing-Times Thrown-Yards Lost	264-1-5	213-2-8
Passes Attempted-Completed-Intercepted	30-17-1	30-19-0
Punts/Number-Average	4-35.0	3-39.7
Penalties/Number-Yards	4-35	2-22
Fumbles/Number-Lost	0-0	2-2

INDIVIDUAL STATISTICS

RUSHING – Miami: Smith 20-82; Logan 7-17; Paige 1-2; Marino 4-(-3).

Kansas City: Okoye 13-83; Word 9-13; McNair 2-7.

PASSING – Miami: Marino 30-19-0, 221 yards, 2 TDs.

Kansas City: DeBerg 30-17-1, 269 yards, 1 TD.

RECEIVING – Miami: Clayton 5-66, 1 TD; Paige 5-30, 1 TD; Duper 3-36; Edmunds 2-49; Smith 2-22; Jensen 1-11; Martin 1-7.

Kansas City: Paige 8-142, 1 TD; McNair 3-22; Harry 2-59; Roberts 2-26; R. Thomas 1-15; Hayes 1-5.

INTERCEPTIONS – Miami: Williams 1-0.

Kansas City: None.

SACKS – Miami: Griggs 1.

Kansas City: Smith 1.5; Cooper 0.5.

MISSED FIELD GOALS – Miami: Stoyanovich 57(S).

Kansas City: Lowery 52(S).

1990 AFC DIVISIONAL PLAYOFF

BILLS 44, DOLPHINS 34
January 12, 1991

Rich Stadium
Orchard Park, NY

The Miami Dolphins saw the 1990 season come to an end with a 44-34 loss to the Buffalo Bills in an AFC Divisional Playoff contest in the snow and ice at Rich Stadium. The game was an offensive shootout as the teams combined for 78 points, 48 first downs, 923 total net yards, 662 passing yards, 261 rushing yards, nine touchdowns and five field goals. Individually, Dan Marino (23 of 49 for 323 yards with three TDs and two INTs) and Jim Kelly (19-29-339-3-1) both passed for over 300 yards. Kelly became the only quarterback to throw for over 300 yards against the Dolphin defense in 1990. Mark Duper (three catches for 113 yards and a score) and Buffalo's Andre Reed (4-122-2) and James Lofton (7-149-1) all went over the 100-yard receiving mark. On the ground, the Bills' Thurman Thomas (32 carries for 117 yards and two TDs) and Miami's Sammie Smith (21-99) led the way. Buffalo dominated the first quarter and jumped out to a 13-3 lead. The Bills scored on their first possession as Kelly hit Reed with a 40-yard touchdown strike and the Dolphins answered the score with a 49-yard field goal to close the score to 7-3. Buffalo added a pair of Scott Norwood field goals – from 24 and 22 yards – to close the first quarter scoring. The Bills struck first in the second quarter on a five-yard run by Thomas to lead 20-3. Miami answered the score on its next possession as Marino and Duper combined for a 64-yard touchdown. The Bills came right back and scored as Kelly threw 13 yards for a score to Lofton to take a 27-10 lead. On their next possession Miami was forced to punt, however the Bills' Al Edwards fumbled the punt and Reggie Roby recovered for Miami on Buffalo's 47-yard line. Miami drove down to the two-yard line where Marino ran in for the score to narrow Buffalo's lead to 27-17 at the half. The Dolphins and Buffalo exchanged third quarter field goals as Stoyanovich hit from 22 yards and Norwood connected from 28 yards. Miami closed the score to 30-27 early in the fourth quarter as Marino threw a two-yard touchdown pass to offensive guard Roy Foster. It was the first reception and touchdown of Foster's career as he became the first offensive or defensive lineman to score an offensive touchdown in a post-season contest since Chicago Bears' defensive tackle William Perry rumbled in from a yard out in Super Bowl XX on January 26, 1986. However, the Bills struck back for 14 quick points to put the game away. First, Thomas scored his second touchdown of the game on a five-yard run. On the ensuing kickoff, Miami returner Marc Logan fumbled the ball and Norwood recovered for Buffalo on the Dolphins' 29-yard line. Two plays later, Kelly and Reed combined for a 26-yard scoring toss and a 44-27 lead. The Dolphins scored the final touchdown of the game with just 1:15 remaining as Marino hit Tony Martin with an eight-yard touchdown pass.

MIAMI	3	14	3	14	–	34
BUFFALO	13	14	3	14	–	44

B – Reed, 40 pass from Kelly (Norwood kick)

5/76 1- 1:54

M – FG Stoyanovich 49

10/40 1- 8:00

B – FG Norwood 24

6/57 1-10:11

B – FG Norwood 22

9/33 1-14:09

B – Thomas, 5 run (Norwood kick)	5/67	2- 2:56
M – Duper, 64 pass from Marino (Stoyanovich kick)	4/80	2- 5:06
B – Lofton, 13 pass from Kelly (Norwood kick)	11/68	2- 9:49
M – Marino, 2 run (Stoyanovich kick)	7/47	2-14:49
M – FG Stoyanovich 22	8/62	3- 4:57
B – FG Norwood 28	9/37	3-13:22
M – Foster, 2 pass from Marino (Stoyanovich kick)	6/43	4- 0:55
B – Thomas, 5 run (Norwood kick)	10/63	4- 4:32
B – Reed, 26 pass from Kelly (Norwood kick)	2/29	4- 5:08
M – Martin, 8 pass from Marino (Stoyanovich kick)	15/91	4-13:45

ATT. – 77,087

	Miami	Buffalo
First Downs/Total-Rush.-Pass.-Pen.	24-9-13-2	24-7-16-1
Total Yards-Plays-Average	430-76-5.6	493-66-7.5
Rushes-Yards-Average	27-107-3.9	37-154-4.2
Net Yards Passing-Times Thrown-Yards Lost	323-0-0	339-0-0
Passes Attempted-Completed-Intercepted	49-23-2	29-19-1
Punts/Number-Average	2-40.0	1-47.0
Penalties/Number-Yards	4-32	4-30
Fumbles/Number-Lost	1-1	3-1

INDIVIDUAL STATISTICS

RUSHING – Miami: Smith 21-99; Logan 5-6; Marino 1-2, 1 TD.

Buffalo: Thomas 32-117, 2 TDs; Kelly 5-37.

PASSING – Miami: Marino 49-23-2, 323 yards, 3 TDs.

Buffalo: Kelly: 29-19-1, 339 yards, 3 TDs.

RECEIVING – Miami: Clayton 4-82; Martin 4-44, 1 TD; Jensen 4-38; Duper 3-113, 1 TD; Edmunds 3-21; Logan 2-6; Smith 1-9; Paige 1-6; Foster 1-2, 1 TD.

Buffalo: Lofton 7-149, 1 TD; Reed 4-122, 2 TDs; Thomas 3-38; McKeller 3-15; Edwards 1-12; Davis 1-3.

INTERCEPTIONS – Miami: Williams 1-0.

Buffalo: Odomes 1-9; Kelso 1-0.

SACKS – Miami: None.

Buffalo: None.

MISSED FIELD GOALS – Miami: None.

Buffalo: None.

1992 AFC DIVISIONAL PLAYOFF

DOLPHINS 31, CHARGERS 0

January 10, 1993

Joe Robbie Stadium

Miami, FL

Miami cornerback Troy Vincent recorded a pair of interceptions and quarterback Dan Marino threw three touchdown passes to lead the Miami Dolphins to a 31-0 win over the San Diego Chargers in the AFC Divisional Playoffs before a crowd of 71,224 at Joe Robbie Stadium. Miami's 31-point margin of victory was the largest by the team in a playoff game. The previous largest margin of victory in the post-season by the Dolphins was three 21-point wins as Miami had a 21-0 win over the Baltimore Colts on January 2, 1972 in the Orange Bowl, a 34-13 win over the San Diego Chargers on January 16, 1983 in the Orange Bowl and a 31-10 win over the Seattle Seahawks on December 29, 1984 in the Orange Bowl. Overall, the Miami defense totaled four interceptions (also safety Louis Oliver and linebacker Bryan Cox), a forced fumble (by cornerback Stephen Braggs), a fumble recovery (by linebacker Dwight Hollier) and a sack (by defensive end Jeff Hunter). The Dolphins held the Chargers to just ten first downs (three rushing and seven passing), 202 yards of total offense (70 rushing and 132 passing) and three of 15 on third down conversions. The Chargers' 15 possessions ended in seven punts, four interceptions, twice on downs, once on a lost fumble and once at the end of the first half. Following a scoreless first quarter, the Dolphins exploded for 21 points in the second quarter to take a 21-0 lead at the half. Miami's 21 points in the second quarter was the most scored by the Dolphins in any quarter of a playoff game in team history. The previous team high for points in a quarter was 20 points which was scored by Miami in the second quarter against San Diego on January 6, 1983. Miami opened the scoring following a Vincent interception which gave the team possession on San Diego's 48-yard line. Marino led the Dolphins on a nine-play, 48-yard drive which was capped-off as Marino tossed a one-yard scoring pass to fullback Tony Paige. The Dolphins increased their lead to 14-0 later in the period as the team again gained possession of the ball following a Vincent interception and drove 37 yards and scored on a nine-yard connection from Marino to tight end Keith Jackson. Miami scored the final points of the first half as Marino again connected with Jackson and the tight end made a diving 30-yard reception in the end zone for the score. Jackson became just the fourth player in team history to record two touchdown receptions for the Dolphins in a playoff contest. Miami and San Diego played to a scoreless third quarter before the Dolphins scored the game's final ten points in the fourth quarter. Miami increased its lead to 24-0 early in the final stanza as kicker Pete Stoyanovich booted a 22-yard field goal. The Dolphins scored the final points of the game as running back Aaron Craver scored on a 25-yard run to increase the margin to 31-0.

SAN DIEGO	0	0	0	0	-	0
MIAMI	0	21	0	10	-	31

M – Paige, 1 pass from Marino (Stoyanovich kick)	9/48	2- 8:30
M – Jackson, 9 pass from Marino (Stoyanovich kick)	2/37	2-13:14
M – Jackson, 30 pass from Marino (Stoyanovich kick)	4/42	2-14:33
M – FG Stoyanovich 22	12/60	4- :57
M – Craver, 25 run (Stoyanovich kick)	6/53	4- 6:41

ATT. – 71,224

	San Diego	Miami
First Downs/Total-Rush.-Pass.-Pen.	10-3-7-0	18-9-9-0
Total Yards-Plays-Average	202-62-3.3	324-69-4.7
Rushes-Yards-Average	16-70-4.4	40-157-3.9
Net Yards Passing-Times Thrown-Yards Lost	132-1-8	167-0-0
Passes Attempted-Completed-Intercepted	45-18-4	29-17-0
Punts/Number-Average	7-46.3	8-41.0
Penalties/Number-Yards	4-39	0-0
Fumbles/Number-Lost	3-1	3-1

INDIVIDUAL STATISTICS

RUSHING – Miami: Craver 8-72, 1 TD; Humphrey 23-71; Parmalee 5-18; Clayton 1-0; Mitchell 1-(-1); Saxon 2-(-3).

San Diego: Bieniemy 4-26; Butts 7-25; Humphries 1-10; Harmon 4-9.

PASSING – Miami: Marino 29-17-0, 167 yards, 3 TDs.

San Diego: Humphries 44-18-4, 140 yards, 0 TDs; Kidd 1-0-0, 0 yards, 0 TDs.

RECEIVING – Miami: Paige 5-14, 1 TD; Jackson 4-53, 2 TDs; Humphrey 4-30; Duper 3-57; Craver 1-13.

San Diego: Harmon 9-73; Walker 3-33; Lewis 2-12; Miller 2-12; Jefferson 1-10; Butts 1-0.

INTERCEPTIONS – Miami: Vincent 2-2; Oliver 1-21; Cox 1-7.

San Diego: None.

SACKS – Miami: Hunter 1.

San Diego: None.

MISSED FIELD GOALS – Miami: None.

San Diego: None.

1992 AFC CHAMPIONSHIP

BILLS 29, DOLPHINS 10
January 17, 1993

Joe Robbie Stadium
Miami, FL

The Miami Dolphins suffered five turnovers (two interceptions and three fumbles) as the team dropped a 29-10 decision to the Buffalo Bills in the AFC Championship Game before a crowd of 72,703 at Joe Robbie Stadium. Buffalo opened the scoring midway through the opening period as defensive end Bruce Smith sacked Miami quarterback Dan Marino and forced a fumble which was recovered by Bills linebacker Darryl Talley on the Dolphins' 47-yard line. Buffalo scored off the takeaway as Steve Christie converted on a 21-yard field goal. Miami tied the score at 3-3 later in the period as Pete Stoyanovich converted on a 51-yard field goal attempt. The Bills took a 10-3 lead early in the second period as quarterback Jim Kelly threw a 17-yard touchdown pass to running back Thurman Thomas. On Miami's next possession, Marino's pass attempt was batted in the air by Buffalo defensive end Phil Hansen and intercepted by Hansen on the Dolphins' 17-yard line. The Bills increased their lead to 13-3 as Christie kicked on a 33-yard field goal. Buffalo took a 20-3 lead early in the third quarter by capitalizing on another Miami turnover as kick returner Mike Williams fumbled the second half kickoff and Buffalo's Carwell Gardner recovered the ball on the Dolphins' 25-yard line. The Bills scored four plays later as running back Kenneth Davis ran into the end zone for a two-yard touchdown. Buffalo increased its lead to 26-3 as Christie hit on a pair of field goals from 21 and 31 yards. Miami closed the score to 26-10 as Marino connected with wide receiver Mark Duper on a 15-yard touchdown pass. With the TD pass, Marino extended his streak to ten consecutive playoff games with one or more touchdown passes which is tied with the Raiders' Ken Stabler (1973-77) for the NFL's all-time record for consecutive post-season games with a touchdown pass. In addition, Duper's touchdown reception was his fifth post-season touchdown catch and broke the team's playoff record for career touchdown receptions. Duper was tied with wide receiver Paul Warfield (four TDs on 34 career playoff catches) and tight end Bruce Hardy (four TDs on 26 catches). Buffalo closed the scoring later in the period as Christie converted his fifth field goal of the game with a 38-yarder.

BUFFALO	3	10	10	6	-	29
MIAMI	3	0	0	7	-	10

B – FG Christie 21	6/43	1- 9:17
M – FG Stoyanovich 51	7/39	1-13:03
B – Thomas, 17 pass from Kelly (Christie kick)	7/64	2- :40
B – FG Christie 33	4/2	2- 2:59
B – Davis, 2 run (Christie kick)	5/24	3- 1:58

B – FG Christie 21	15/67	3- 11:33
B – FG Christie 31	5/39	4- :04
M – Duper, 15 pass from Marino (Stoyanovich kick)	9/62	4- 7:28
B – FG Christie 38	7/23	4- 12:23

ATT. – 72,703

	Buffalo	Miami
First Downs/Total-Rush.-Pass.-Pen.	20-10-8-2	15-1-14-0
Total Yards-Plays-Average	358-73-4.9	276-60-4.6
Rushes-Yards-Average	48-182-3.8	11-33-3.0
Net Yards Passing-Times Thrown-Yards Lost	176-1-1	243-4-25
Passes Attempted-Completed-Intercepted	24-17-2	45-22-2
Punts/Number-Average	2-34.5	4-37.0
Penalties/Number-Yards	3-20	5-40
Fumbles/Number-Lost	1-0	4-3

INDIVIDUAL STATISTICS

RUSHING – Miami: Humphrey 8-22; Craver 2-13; Marino 1-(-2).

Buffalo: Thomas 20-96; Davis 19-61, 1 TD; Lamb 1-16; Reed 2-6; Kelly 3-4; Gardner 3-(-1).

PASSING – Miami: Marino 45-22-2, 268 yards, 1 TD.

Buffalo: Kelly 24-17-2, 177 yards, 1 TD.

RECEIVING – Miami: Jackson 5-71; Humphrey 5-41; Martin 3-55; Clayton 3-32; Duper 2-36, 1 TD; Banks 2-18; Craver 2-15.

Buffalo: Thomas 5-70, 1 TD; Davis 4-52; Reed 3-25; Lofton 2-19; McKeller 1-11; Metzelaars 1-6; Gardner 1-(-6).

INTERCEPTIONS – Miami: Brown 1-32; Oliver 1-0.

Buffalo: Hicks 1-31; Hansen 1-0.

SACKS – Miami: Coleman 1.

Buffalo: Smith 1.5; Hansen 1; Bennett 1; Talley 0.5.

MISSED FIELD GOALS – Miami: None.

Buffalo: Christie 38(WL).

1994 AFC FIRST-ROUND PLAYOFF

DOLPHINS 27, CHIEFS 17
December 31, 1994

Joe Robbie Stadium
Miami, FL

Dan Marino threw a pair of touchdown passes to lead the Dolphins to a 27-17 win in a First-Round playoff contest against the Kansas City Chiefs before a crowd of 69,757 at Joe Robbie Stadium. The game was billed as Marino-Montana III and the duel between the two future Hall of Famers lived up to the pregame hype. Marino completed 22 of 29 passes for 257 yards with two touchdowns and no interceptions and Montana countered by hitting on 26 of 37 passes for 314 yards with two scores and an interception. The first half was an offensive shootout which was tied at 17-17 with neither team being forced to punt. Kansas City opened the scoring as Montana tossed a one-yard touchdown pass to tight end Derrick Walker. Miami answered the score on its first possession as Bernie Parmalee scored on a one-yard run. The Chiefs came right back to close the first quarter scoring at 14-7 as Montana threw a short pass to fullback Kimble Anders who turned the play into a 57-yard catch and run for the touchdown. Miami cut the score to 14-10 early in the second quarter as Pete Stoyanovich booted a 40-yard field goal. Kansas City upped its lead to 17-10 later in the quarter as Lin Elliott booted a 21-yard field goal. The Dolphins closed the first half scoring as Marino tossed a one-yard touchdown pass to tight end Ronnie Williams. The scoring pass set an NFL record as it marked Marino's 11th consecutive post-season game with a touchdown toss. He moved past a tie with Montana (San Francisco/Kansas City) and Ken Stabler (Oakland) for the longest all-time streak of playoff games with a touchdown pass in NFL history. The Dolphins dominated the second half and outscored the Chiefs by a 10-0 margin. Miami took its first lead of the ballgame at 24-17 on the first drive of the third quarter as Marino and Irving Fryar connected on a seven-yard touchdown pass. Miami increased its lead to 27-17 on a 40-yard field goal late in the third period. The Dolphins forced a pair of turnovers by the Chiefs in Miami territory to preserve the win. First, cornerback J.B. Brown intercepted a Montana aerial on the goal line to stop a drive and then safety Michael Stewart forced and recovered a fumble by Marcus Allen on the Dolphins' 34-yard line.

KANSAS CITY	14	3	0	0	–	17
MIAMI	7	10	10	0	–	27

KC – Walker, 1 pass from Montana (Elliott kick)	11/80	1- 6:28
M – Parmalee, 1 run (Stoyanovich kick)	10/72	1-12:40
KC – Anders, 57 pass from Montana (Elliott kick)	4/83	1-15:20
M – FG Stoyanovich 40	7/35	2- 2:45
KC – FG Elliott, 21	12/69	2- 8:48
M – R. Williams, 1 pass from Marino (Stoyanovich kick)	13/80	2-14:38
M – Fryar, 7 pass from Marino (Stoyanovich kick)	6/64	3- 3:02
M – FG Stoyanovich 40	10/59	3-13:24

ATT. – 69,757

	Kansas City	Miami
First Downs/Total-Rush.-Pass.-Pen.	24-7-17-0	22-7-13-2
Total Yards-Plays-Average	414-60-6.9	381-61-6.2
Rushes-Yards-Average	23-100-4.3	31-132-4.3
Net Yards Passing-Times Thrown-Yards Lost	314-0-0	249-1-8
Passes Attempted-Completed-Intercepted	37-26-1	29-22-0
Punts/Number-Average	2-40-0	3-43.3
Penalties/Number-Yards	4-15	6-50
Fumbles/Number-Lost	3-1	0-0

INDIVIDUAL STATISTICS

RUSHING – Miami: Parmalee 18-57, 1 TD; Spikes 9-49; McDuffie 1-19; Marino 2-4; Craver 1-3.

Kansas City: Allen 14-64; Anders 5-17; Hill 2-14; Montana 2-5.

PASSING – Miami: Marino 29-22-0, 257 yards, 2 TDs.

Kansas City: Montana 37-26-1, 314 yards, 2 TDs.

RECEIVING – Miami: Fryar 6-71, 1 TD; Craver 4-35; Parmalee 2-34; K. Jackson 2-29; M. Williams 2-28; McDuffie 2-25; Saxon 2-24; Miller 1-10; R. Williams 1-1, 1 TD.

Kansas City: K. Anders 6-103, 1 TD; Allen 5-49; Birden 4-56; Cash 3-38; Walker 3-27, 1 TD; Dawson 3-21; Hill 1-11; Davis 1-9.

INTERCEPTIONS – Miami: Brown 1-24.

Kansas City: None.

SACKS – Miami: None.

Kansas City: Thomas 1.

MISSED FIELD GOALS – Miami: None.

Kansas City: None.

1994 AFC DIVISIONAL PLAYOFF

CHARGERS 22, DOLPHINS 21
January 8, 1995

Jack Murphy Stadium
San Diego, CA

Natrone Means rushed for 139 yards and a touchdown to lead the Chargers to a 22-21 win over the Miami Dolphins in an AFC Divisional Playoff contest before a crowd of 63,381 at Jack Murphy Stadium. San Diego had the first scoring threat of the game as they drove down to Miami's 26-yard line, but Miami's Marco Coleman forced a fumble by Means to stop the drive. Following the takeaway, the Dolphins opened the scoring as Dan Marino capped a nine-play, 79-yard drive with an eight-yard scoring pass to tight end Keith Jackson. The Chargers closed the score to 7-3 on their next possession as John Carney booted a 20-yard field goal. Prior to the field goal attempt, San Diego had a first-and-goal from the Dolphins' six-yard line but the Miami defense stiffened and held the Chargers out of the end zone. The Dolphins increased their lead to 14-3 on their next possession as Marino and Jackson connected again in the end zone for a nine-yard touchdown pass. Jackson's two touchdown receptions in the contest tied Miami's all-time single-game playoff record, which was accomplished five previous times. San Diego answered the touchdown with another field goal as Carney connected on a 21-yard effort. Once again, San Diego had a first-and-goal on Miami's six-yard line and the Dolphin defense limited the Chargers to a field goal. Miami closed the first half scoring as Marino threw a 16-yard touchdown pass to Mike Williams with just 27 seconds left in the first half to take a 21-6 lead. San Diego opened the third quarter with a long drive which was halted when Means was held for no gain on a fourth-and-one play from Miami's one-yard line and the Dolphins took possession of the ball. However, on Miami's first play following the goal line stand, Dolphins running back Bernie Parmalee was tackled in the end zone for a safety to bring the score to 21-8. Following a free kick by Miami's John Kidd, the Chargers got the ball on their own 46-yard line and drove for a 24-yard touchdown run by Means to cut the score to 21-15. Miami had the ball for just one play — the safety by Parmalee — in the entire third quarter. San Diego took a 22-21 lead with just 35 seconds left in regulation as Stan Humphries threw an eight-yard touchdown pass to wide receiver Mark Seay. The Dolphins had one final chance to win the game as Marino drove the team down to the Chargers' 30-yard line but Pete Stoyanovich's 48-yard field goal attempt with just eight seconds remaining was wide right.

MIAMI	7	14	0	0	–	21
SAN DIEGO	0	6	9	7	–	22

M – K. Jackson, 8 pass from Marino (Stoyanovich kick)	9/79	1-12:36
SD – FG Carney 20	15/72	2- 4:24
M – K. Jackson, 9 pass from Marino (Stoyanovich kick)	6/52	2- 7:39
SD – FG Carney 21	9/70	2-12:13
M – M. Williams, 16 pass from Marino (Stoyanovich kick)	9/70	2-14:33
SD – SAFETY – Parmalee tackled in end zone by Davis		3- 8:06
SD – Means, 24 run (Carney kick)	8/54	3-12:18
SD – Seay, 8 pass from Humphries (Carney kick)	10/61	4-14:25

ATT. – 63,381

	Miami	San Diego
First Downs/Total-Rush.-Pass.-Pen.	17-2-12-3	28-12-15-1
Total Yards-Plays-Average	282-47-6.0	466-85-5.5
Rushes-Yards-Average	8-26-3.3	40-202-5.1
Net Yards Passing-Times Thrown-Yards Lost	256-1-6	264-2-12
Passes Attempted-Completed-Intercepted	38-24-0	43-28-2
Punts/Number-Average	5-45.2	2-43.5
Penalties/Number-Yards	7-47	5-67
Fumbles/Number-Lost	1-0	2-1

INDIVIDUAL STATISTICS

RUSHING – Miami: Parmalee 7-16; Craver 1-10.

San Diego: Means 24-139 1 TD; Bieniemy 4-33; Culver 6-14; Harmon 3-12; Jefferson 1-3; Humphries 2-1.

PASSING – Miami: Marino 38-24-0, 262 yards, 3 TDs.

San Diego: Humphries 43-28-2, 276 yards, 1TD.

RECEIVING – Miami: K. Jackson 8-109, 2 TDs; Fryar 5-70; McDuffie 5-46; Craver 2-8; Parmalee 2-8; M. Williams 1-16, 1 TD; Saxon 1-5.

San Diego: Harmon 7-57; Seay 6-61, 1 TD; Martin 5-62; Jefferson 3-44; Means 3-16; Culver 2-23; Pupunu 2-13.

INTERCEPTIONS – Miami: Smith 1-14; Stewart 1-0.

San Diego: None.

SACKS – Miami: Coleman 2.

San Diego: Team 1.

MISSED FIELD GOALS – Miami: Stoyanovich 48(WR).

San Diego: None.

1995 AFC FIRST-ROUND PLAYOFF

BILLS 37, DOLPHINS 22 December 30, 1995

Rich Stadium
Orchard Park, NY

The Buffalo Bills cruised out to a 24-0 halftime lead en route to a 37-22 victory in an AFC First Round Playoff game in front of 73,103 fans at Rich Stadium. The contest proved to be the last game for Don Shula as head coach of the Dolphins. The Bills, led by running back Thurman Thomas' 158 yards, grounded out an AFC Playoff record 341 rushing yards, breaking the old mark of 318 set by the San Diego Chargers against Boston in 1963. Miami quarterback Dan Marino tied an NFL postseason record, with Bernie Kosar while he was a member of the Cleveland Browns in 1986, with 64 passing attempts and completed 33 (tied for second-highest in NFL postseason) of them for 422 yards (third-highest in NFL postseason). The two teams set a new NFL postseason record with 1,038 combined total net yards, breaking the old mark of 1,036 by the Dolphins and the San Diego Chargers in an overtime game in 1981. The Bills took an early 7-0 lead when Thomas scored on a one-yard touchdown run. Buffalo kicker Steve Christie put the Bills ahead 10-0 at the midway point of the first quarter with a 48-yard field goal. Buffalo needed just four plays to go 68 yards and took a 17-0 advantage when fullback Darick Holmes ran 21 yards for a touchdown with 9:54 left in the half. On the Dolphins' next possession, they drove to the Buffalo 40-yard line but Marino was hit by Bills defensive end Phil Hansen as he threw and the tipped ball was intercepted by linebacker Marlo Perry. It took Buffalo just 49 seconds to make the score 24-0 as Kelly connected with Steve Tasker on a 37-yard touchdown pass to cap a three-play, 62-yard drive midway through the second quarter. The Bills added to their lead in the third quarter by driving 55 yards on ten plays and extended their lead to 27-0 when Christie booted a 23-yard field goal late in the third quarter. Miami got on the board when they took the ball on their next possession and drove 67 yards on nine plays and made the score 27-7 when Marino hit wide receiver O.J. McDuffie on a five-yard touchdown pass. The Bills increased their lead to 34-7 when they culminated a 61-yard drive with a 44-yard touchdown run by fullback Tim Tindale with 9:31 remaining in the game. The Dolphins cut the lead to 34-14 on their next possession as Marino connected with wide receiver Randal Hill on a 45-yard touchdown to close out a seven-play, 68-yard drive. The Bills answered with an eight-play, 44-yard drive that saw Christie kick a 42-yard field goal to make the score 37-14. Miami then took its next possession and marched 73 yards on eight plays and cut the lead to 37-22 when running back Terry Kirby ran one-yard for the score and a two-point conversion from Marino to McDuffie was good. The Dolphins then attempted an onside kick and safety Michael Stewart recovered at the Buffalo 49-yard line. However, Miami's last threat of the game was stopped when Marino was intercepted by Bills cornerback Ken Irvin at Buffalo's 13-yard line with 1:51 left in the game. McDuffie set a new club postseason record (tied with nine others for sixth-highest all-time in NFL postseason) with 11 receptions for 154 yards (a new Dolphin postseason record, surpassing Mark Duper's 148 yards vs. Pittsburgh in 1985).

MIAMI	0	0	0	22	–	22
BUFFALO	10	14	3	10	–	37

- B – Thomas, 1 run (Christie kick)
 B – FG Christie 48
 B – Holmes, 21 run (Christie kick)

7/58 1- 5:02
 6/26 1- 7:58
 4/68 2- 5:06

B – Tasker, 37 pass from Kelly (Christie kick)	3/62	2- 7:39
B – FG Christie 23	10/55	3-13:57
M – McDuffie, 5 pass from Marino (Stoyanovich kick)	9/67	4- 1:07
B – Tindale, 44 run (Christie kick)	3/61	4- 5:29
M – R. Hill, 45 pass from Marino (Stoyanovich kick)	7/68	4- 6:59
B – FG Christie 42	8/44	4-10:24
M – Kirby, 1 run (Marino pass to McDuffie)	8/73	4-12:51

ATT. – 73,103

	Miami	Buffalo
First Downs/Total-Rush.-Pass.-Pen.	26-5-20-1	27-18-9-0
Total Yards-Plays-Average	502-80-6.3	536-74-7.2
Rushes-Yards-Average	14-70-5.0	52-341-6.6
Net Yards Passing-Times Thrown-Yards Lost	432-0-0	195-0-0
Passes Attempted-Completed-Intercepted	66-34-3	22-12-2
Punts/Number-Average	3-38.3	4-34.5
Penalties/Number-Yards	4-15	5-29
Fumbles/Number-Lost	2-1	1-0

INDIVIDUAL STATISTICS

RUSHING – Miami: Byars 4-22; Kidd 1-18; Parmalee 5-13; McDuffie 1-9; Kirby 2-8, 1 TD; Marino 1-0. Buffalo: Thomas 25-158, 1 TD; Holmes 15-87, 1 TD; Tindale 4-68, 1 TD; Brooks 2-28; Tasker 2-7; Kelly 3-(-3); Copeland 1-(-4).

PASSING – Miami: Marino 64-33-3, 422 yards, 2 TDs; Kosar 1-1-0, 10 yards, 0 TDs; McDuffie 1-0-0, 0 yards, 0 TDs.

Buffalo: Kelly 22-12-2, 195 yards, 1 TD.

RECEIVING – Miami: McDuffie 11-154, 1 TD; Kirby 8-68; Parmalee 4-51; Byars 4-30; Fryar 3-29; Hill 2-59, 1 TD; Clark 2-41.

Buffalo: Tasker 5-108, 1 TD; Thomas 3-42; Cline 2-32; Brooks 2-13.

INTERCEPTIONS – Miami: Atkins 1-26; Vincent 1-0.

Buffalo: Perry 1-3; Johnson 1-2; Irvin 1-0.

SACKS – Miami: None.

Buffalo: None.

MISSED FIELD GOALS – Miami: Stoyanovich 53(S).

Buffalo: None.

1997 AFC FIRST-ROUND PLAYOFF

PATRIOTS 17, DOLPHINS 3
December 28, 1997

Foxboro Stadium
Foxboro, MA

The New England Patriots recorded their third win of the 1997 season over the Dolphins, and their fourth straight over Miami dating back to 1996, by holding Miami to just a field goal in their 17-3 triumph in a first-round playoff game at Foxboro Stadium. The loss was the Dolphins' third straight in the postseason. New England held Miami to 162 yards of total offense, the lowest total in the 32-game postseason history for the Dolphins, below a 176-yard performance against Washington in Super Bowl XVII. In addition, the three points scored by the Dolphins equalled the fewest points scored by the team in a playoff game with a 24-3 loss to the Dallas Cowboys in Super Bowl VI. Overall, New England forced three Miami turnovers, while the Patriots did not commit any miscues and 14 of New England's 17 points resulted from a Dolphins turnover. The Patriots sacked Dolphins quarterback Dan Marino four times on the day and Marino was held without a touchdown for the first time in 14 career playoff games. The Dolphins got to the Patriots' 39 late in the first quarter, but were stopped on third and fourth-and-one. The Patriots had an opportunity to take a 3-0 lead early in the second quarter, but Adam Vinatieri missed wide left on a 48-yard field goal attempt. Three plays later, Chris Slade intercepted a Dan Marino pass and returned it 22 yards to the Dolphins' 29. That led to a 24-yard touchdown pass from Drew Bledsoe to Troy Brown three plays afterward, on third-and-five, 4:33 into the second quarter. New England took over at its own 40 with 2:16 left in the first half and drove to the Dolphins' 30 before Vinatieri missed wide right on a 47-yard field goal try with 30 seconds on the clock. On the second play of the second half, Todd Collins picked off a Marino pass and brought it back 40 yards for a touchdown. The Patriots extended their lead to 17 points with 1:58 left in the third quarter when Vinatieri capped a 15-play, 67-yard drive with a 22-yard field goal. The Dolphins got their only points of the game nine seconds into the fourth quarter, on an Olindo Mare 38-yard field goal. Miami had gained possession at the Patriots' 43 after a Corey Harris 40-yard kickoff return and a ten-yard tripping penalty on the Patriots. Harris recovered the ensuing onside kick, and the Dolphins took over at their own 44. On the next play, however, Chris Canty stripped the ball from Marino and Slade recovered at the Dolphins' 41. Miami got into New England territory on each of its last two possessions – getting as far as the 45 and 43 – but were stopped on fourth down on each occasion.

MIAMI	0	0	0	3	–	3
NEW ENGLAND	0	7	10	0	–	17

NE – Brown, 24 pass from Bledsoe (Vinatieri kick)	3/29	2- 4:33
NE – Collins, 40 interception return (Vinatieri kick)		3- :55
NE – FG Vinatieri 22	15/67	3-13:02
M – FG Mare 38	8/23	4- :09

ATT. – 73,103

	Miami	New England
First Downs/Total-Rush.-Pass.-Pen.	10-2-6-2	15-7-7-1
Total Yards-Plays-Average	162-64-2.5	228-66-3.5
Rushes-Yards-Average	17-42-2.5	31-108-3.5
Net Yards Passing-Times Thrown-Yards Lost	120-4-21	120-3-19
Passes Attempted-Completed-Intercepted	43-17-2	32-16-0
Punts/Number-Average	7/37.4	7/36.7
Penalties/Number-Yards	5-21	5-31
Fumbles/Number-Lost	2-1	2-0

INDIVIDUAL STATISTICS

RUSHING – Miami: Parmalee 9-22; Abdul-Jabbar 5-16; McPhail 1-4; Marino 1-2; Pritchett 1-(-2).

New England: Cullors 22-86; Grier 6-16; Bledsoe 2-4; Meggett 1-2.

PASSING – Miami: Marino 43-17-2, 141 yards, 0 TDs.

New England: Bledsoe 32-16-0, 139 yards, 1 TD.

RECEIVING – Miami: McPhail 5-28; L. Thomas 3-62; Parmalee 3-13; McDuffie 3-6; Perriman 1-13; Jordan 1-11; Drayton 1-8.

New England: Glenn 4-57; Coates 4-25; Brown 2-32, 1 TD; Meggett 2-11; Jefferson 1-7; Purnell 1-4; Gash 1-3; Cullors 1-0.

INTERCEPTIONS – Miami: None.

New England: Collins 1-40, 1 TD; Slade 1-22.

SACKS – Miami: Armstrong 1; Brigrance 1; Gardener 1.

New England: Canty 1; Johnson 1; McGinest 1; Slade 1.

MISSED FIELD GOALS – Miami: None.

New England: Vinatieri 48(WL); 47(WR).

1998 AFC FIRST-ROUND PLAYOFF

DOLPHINS 24, BILLS 17
January 2, 1999

Pro Player Stadium
Miami, FL

The Dolphins recorded their first playoff win since the 1994 season, snapping a three-game losing streak in the postseason with a 24-17 win in an AFC First-Round Playoff game over the Buffalo Bills at Pro Player Stadium. Doug Flutie connected with Eric Moulds for a 65-yard completion on the game's first play from scrimmage, but Terrell Buckley stripped the ball and Brock Marion returned the fumble 17 yards to the Dolphins' 29-yard line. That led to a 16-play, 57-yard drive which used 8:23 of the clock and ended with an Olindo Mare 31-yard field goal. Miami made it a 6-0 game on Mare's second field goal of the afternoon, from 40 yards out, 4:24 into the second quarter. The score capped an 11-play, 66-yard drive that consumed 6:22 of the clock. Mare attempted an onside kick on the ensuing kickoff that was recovered by the Bills' Dan Brandenburg. Three plays later, Buffalo took its first lead of the game when Thurman Thomas ran it in from one-yard out, two plays after Flutie and Moulds combined for a 37-yard completion to the Dolphins' five-yard line. Buffalo got to the Dolphins' six-yard line with 24 seconds remaining in the first half, but Marion picked off a Flutie pass and returned it 19 yards. A personal foul penalty on the Bills put the Dolphins at their own 35. Dan Marino then completed a 52-yard pass to Oronde Gadsden who then lateraled the ball to O.J. McDuffie, putting the Dolphins at the Bills' nine-yard line. Mare, however, hit the right upright on a 26-yard field goal attempt as time expired in the half. The Dolphins regained the lead at 13-7 on Karim Abdul-Jabbar's three-yard touchdown run with 2:32 left in the third quarter. Abdul-Jabbar rushed for 21 yards on the 52-yard drive, which was accomplished in 12 plays and saw the Dolphins connect on three third down conversions. Stanley Pritchett punched it in for the two-point conversion. Buffalo answered less than two minutes later with a 32-yard touchdown pass from Flutie to Moulds which tied the game at 14 with 48 seconds left in the third quarter. Miami got the ball back and embarked on a 17-play, 77-yard drive that ended with Mare's third field goal of the game, from 23 yards out, 5:15 into the fourth period. Four plays afterward, Jerry Wilson forced the ball loose from Andre Reed after a reception and Terrell Buckley recovered, returning it six yards to midfield. The Dolphins capitalized off that turnover when Marino connected with Lamar Thomas for an 11-yard scoring strike on third-and-seven with 3:32 remaining in the game, capping the eight play drive. The Bills took over at their own 20 and got to the Dolphins' 15-yard line before Steve Christie connected on a 33-yard field goal with 1:33 left in the game. Kurt Schulz recovered the ensuing onside kick for Buffalo, giving them possession at their own 31 with 1:30 to play. The first play of the drive was a 30-yard completion from Flutie to Moulds, putting the Bills at the Dolphins' 39-yard line. From there, Buffalo converted three consecutive third downs, giving them a first-and-goal from the Dolphins' five-yard line with 17 seconds remaining. Trace Armstrong then sacked Flutie, forcing the ball loose, which was recovered by Shane Burton to preserve the victory. Moulds finished the game with an NFL playoff record 240 receiving yards.

BUFFALO	0	7	7	3	-	17
MIAMI	3	3	8	10	-	24

M – FG Mare 31	16/57	1 - 8:53
M – FG Mare 40	11/66	2 - 4:24
B – T. Thomas, 1 run (Christie kick)	3/42	2 - 6:06
M – Abdul-Jabbar, 3 run (Pritchett run)	12/52	3 -12:28
B – Moulds, 32 pass from Flutie (Christie kick)	4/81	3 -14:12
M – FG Mare 23	11/77	4 - 5:15
M – L. Thomas, 11 pass from Marino (Mare kick)	8/50	4 -11:18
B – FG Christie 33	7/65	4 -13:27

ATT. – 72,698

	Buffalo	Miami
First Downs/Total-Rush.-Pass.-Pen.	23-7-13-3	25-10-10-5
Total Yards-Plays-Average	416-57-7.3	345-69-5.0
Rushes-Yards-Average	18-77-4.3	34-117-3.4
Net Yards Passing-Times Thrown-Yards Lost	339-3-21	228-1-7
Passes Attempted-Completed-Intercepted	36-21-1	34-23-1
Punts/Number-Average	2/36.5	1/34.0
Penalties/Number-Yards	9-93	6-75
Fumbles/Number-Lost	4-4	0-0

INDIVIDUAL STATISTICS

RUSHING – Miami: Abdul-Jabbar 27-95, 1 TD; Parmalee 2-10; Pritchett 2-7; Avery 1-3; McDuffie 1-3; Marino 1-(-1).

Buffalo: T. Thomas 7-33, 1 TD; Flutie 4-29; A. Smith 7-15.

PASSING – Miami: Marino 34-23-1, 235 yards, 1 TD.

Buffalo: Flutie 36-21-1, 360 yards, 1 TD.

RECEIVING – Miami: McDuffie 6-53; Gadsden 5-85; L. Thomas 4-36, 1 TD; Drayton 3-20; Perry 2-29; Abdul-Jabbar 2-4; Ruddy 1-8.

Buffalo: Moulds 9-240, 1 TD; Reed 5-60; Williams 2-20; Loud 1-12; A. Smith 1-12; Gash 1-9;

Riemersma 1-4; T. Thomas 1-3.

INTERCEPTIONS – Miami: Marion 1-19.

Buffalo: Jackson 1-0.

SACKS – Miami: Armstrong 1; Gardener 0.5; Jones 0.5; Rodgers 0.5; Tanner 0.5.

Buffalo: Wiley 1.

MISSED FIELD GOALS – Miami: Mare 26(WR).

Buffalo: None.

1998 AFC DIVISIONAL PLAYOFF

BRONCOS 38, DOLPHINS 3
January 9, 1999

Mile High Stadium
Denver, CO

Miami failed to score a touchdown in its second straight road playoff game, as they dropped their seventh consecutive postseason road game overall, with a 38-3 loss to the Broncos at Mile High Stadium. After stopping the Dolphins on the first series of the game, the Broncos took over at their own eight and embarked on a 14-play, 92-yard drive that used 7:56 of the clock and ended with a Terrell Davis one-yard touchdown run with 5:55 left in the opening quarter. Davis ran for 38 yards on seven carries on the drive, and John Elway completed five of six passes for 48 yards. Denver took a two-touchdown advantage before the first quarter was over when Davis scored on a 20-yard run with 1:02 remaining in the opening period. The touchdown came three plays after Elway connected with Ed McCaffrey for a 33-yard completion to the Dolphins' 33-yard line. Miami answered with an 11-play, 76-yard drive that consumed 5:55 of the clock and ended with an Olindo Mare 22-yard field goal, 4:53 into the second quarter. Dan Marino completed six of seven passes for 55 yards on the march. Denver scored a touchdown on their third consecutive series when Derek Loville ran it in from 11 yards out with 4:39 left in the second quarter. The score capped an 11-play, 87-yard drive that used 5:28 of the clock. As a team, the Broncos rushed for 62 yards on the drive, including 47 yards by Davis. Davis broke loose for a 62-yard run to the Dolphins' 18-yard line on the first play of the second half, leading to a Jason Elam 32-yard field goal four plays afterward. Denver opened a 28-point advantage 1:37 into the fourth quarter when Elway combined with Rod Smith for a 28-yard touchdown strike. The Broncos finished off the scoring when Neil Smith recovered an Oronde Gadsden fumble following a reception and rumbled 79 yards for a touchdown.

MIAMI	0	3	0	0	-	3
DENVER	14	7	3	14	-	38

D – Davis, 1 run (Elam kick)	14/92	1 - 9:05
D – Davis, 20 run (Elam kick)	4/66	1 -13:58
M – FG Mare 22	11/76	2 - 4:53
D – Loville, 11 run (Elam kick)	11/87	2 -10:21

D – FG Elam 32	5/66	3 - 3:08
D – R. Smith, 28 pass from Elway (Elam kick)	5/52	4 - 1:37
D – N. Smith, 79 fumble return (Elam kick)		4 - 5:11

ATT. – 75,729

	Miami	Denver
First Downs/Total-Rush.-Pass.-Pen.	14-1-11-2	24-13-10-1
Total Yards-Plays-Average	252-51-4.9	424-62-6.8
Rushes-Yards-Average	13-14-1.1	38-250-6.6
Net Yards Passing-Times Thrown-Yards Lost	238-1-5	174-1-8
Passes Attempted-Completed-Intercepted	37-26-2	23-14-0
Punts/Number-Average	5/45.6	2/48.5
Penalties/Number-Yards	10-57	5-41
Fumbles/Number-Lost	1-1	0-0

INDIVIDUAL STATISTICS

RUSHING – Miami: Parmalee 7-14; Abdul-Jabbar 3-5; Huard 2-(-2); Pritchett 1-(-3).

Denver: Davis 21-199, 2 TDs; Loville 8-34, 1 TD; Elway 3-19; Brister 6 (-2).

PASSING – Miami: Marino 37-26-2, 243 yards, 0 TDs.

Denver: Elway 23-14-0, 182 yards, 1 TD.

RECEIVING – Miami: McDuffie 9-118; Parmalee 5-24; Gadsden 4-36; L. Thomas 3-31; Pritchett 3-23; Jacquet 1-6; Abdul-Jabbar 1-5.

Denver: Sharpe 5-38; R. Smith 4-71, 1 TD; McCaffrey 3-52; Griffith 1-14; Davis 1-7.

INTERCEPTIONS – Miami: None.

Denver: Johnson 1-48; Romanowski 1-0.

SACKS – Miami: Wilson 1.

Denver: Washington 1.

MISSED FIELD GOALS – Miami: None.

Denver: None.

1999 AFC FIRST-ROUND PLAYOFF

DOLPHINS 20, SEAHAWKS 17
January 9, 2000

Kingdome
Seattle, WA

In the last game ever played at the Kingdome, the Dolphins recorded their first road playoff win since 1972 with a 20-17 triumph over the Seattle Seahawks. The Seahawks' second possession of the game started at the Dolphins' 47 after Miami was forced to punt from its own four-yard line. From there, Seattle needed eight plays before Jon Kitna connected with Sean Dawkins for a nine-yard touchdown pass on third-and-three, with 6:18 to play in the first quarter. The score marked the second third-down conversion on the drive for the Seahawks. Kitna and Mike Pritchard hooked up for a pair of completions on the drive, totaling 29 yards. Brock Marion returned the ensuing kickoff 47 yards to midfield. The Dolphins then moved 37 yards in seven plays, leading to an Olindo Mare 32-yard field goal with 2:05 remaining in the opening quarter. The Seahawks re-gained their seven-point advantage with 45 seconds left in the first half on Todd Peterson's 50-yard field goal, which capped an eight-play, 49-yard drive that used 3:45 of the clock. The Dolphins took over at their own 40 on the opening possession of the second half after Peterson's kickoff went out of bounds. Led by Dan Marino, who completed all six of his passes, totaling 56 yards, Miami embarked on a ten-play, 60-yard drive that consumed 6:05 of the clock and ended with a one-yard touchdown pass from Marino to Oronde Gadsden on third-and-goal. The touchdown pass was the 31st for Marino in his playoff career, moving him past Terry Bradshaw into sole possession of second on the NFL's all-time postseason list. The key play on the march was a 27-yard completion from Marino to O.J. McDuffie on third-and-seven from the Seattle 46. Charlie Rogers took the ensuing kickoff and raced 85 yards for a touchdown to give Seattle the lead once again. The Dolphins pulled to within four points on Mare's 50-yard field goal with 2:22 to play in the third quarter, culminating a six-play, 32-yard drive in which Autry Denson rushed for 25 yards. The ensuing onside kick was recovered by Miami's Shawn Wooden, and the Dolphins took over at their own 42. Although they could not take advantage of that opportunity, Tom Hutton's punt that followed pinned Seattle at their own six. Down by four points with 9:09 to play, Miami gained possession at their own 15. On the third play of the series, they faced a third-and-17 from their own 8 when Marino hit Tony Martin for a 23-yard completion. From there, Miami marched the length of the field in just eight more plays, the final one being a two-yard TD run by J.J. Johnson with 4:48 to play in the game. Two plays prior to the score Marino connected with Gadsden for a 24-yard completion on third-and-10 from the Seahawks 29, giving them a first-and-goal from the 5. Seattle went three and out on their next series, and a Terrell Buckley interception with 23 seconds remaining ended any Seattle comeback hopes. The Dolphins dominated the second half of the game, as they gained 230 yards while holding Seattle to just 32 yards over the final 30 minutes of the game. Miami registered a club playoff record six sacks on the afternoon, including three by Trace Armstrong, who was named NFL Defensive Player of the Week for the Wild Card Round of the playoffs.

MIAMI	3	0	10	7	-	20
SEATTLE	7	3	7	0	-	17

S - Dawkins, 9 pass from Kitna (Peterson kick)	8/47	1 - 8:42
M - FG Mare 32	7/37	1 - 12:55
S - FG Peterson 50	8/49	2 - 15:15
M - Gadsden, 1 pass from Marino (Mare kick)	10/60	3 - 6:05
S - Rogers, 85 kickoff return (Peterson kick)		3 - 6:23
M - FG Mare 50	6/32	3 - 12:38
M - Johnson, 2 run (Peterson kick)	11/85	4 - 10:12

ATT. - 66,170

	Miami	Seattle
First Downs/Total-Rush.-Pass.-Pen.	18-7-10-1	12-0-10-2
Total Yards-Plays-Average	299-68-4.4	171-56-3.1
Rushes-Yards-Average	37-108-2.9	20-41-2.1
Net Yards Passing-Times Thrown-Yards Lost	191-1-5	130-6-32
Passes Attempted-Completed-Intercepted	30-17-0	30-14-2
Punts/Number-Average	8/41.3	7/47.9
Penalties/Number-Yards	6-67	2-10
Fumbles/Number-Lost	0-0	0-0

INDIVIDUAL STATISTICS

RUSHING - Miami: Johnson 27-86, 1 TD; Denson 7-19, Pritchett 2-4; Marino 1-(-1).

Seattle: Watters 19-40; Kitna 1-1.

PASSING - Miami: Marino 30-17-0, 196 yards, 1 TD.

Seattle: Kitna 30-14-2, 162 yards, 1 TD.

RECEIVING - Miami: McDuffie 5-82; Martin 5-70; Gadsden 2-25, 1 TD; Johnson 2-3; Konrad 1-7; Goodwin 1-6; Perry 1-3.

Seattle: Dawkins 3-35, 1 TD; Pritchard 3-34; Fauria 3-31; Watters 2-22; Brown 2-18; Galloway 1-22.

INTERCEPTIONS - Miami: Marion 1-31; Buckley 1-6.

Seattle: None.

SACKS - Miami: Armstrong 3; Owens 1; Z. Thomas 1; Wilson 1.

Seattle: Adams 1.

MISSED FIELD GOALS - Miami: None.

Seattle: None.

1999 AFC DIVISIONAL PLAYOFF

JAGUARS 62, DOLPHINS 7
January 15, 2000

ALLTEL Stadium
Jacksonville, FL

The Dolphins allowed the most points in club history and suffered their worst defeat ever as well. The Jaguars took a 7-0 lead on an eight-yard touchdown pass from Mark Brunell to Jimmy Smith on the first series of the game, 4:28 into the contest. A 41-yard completion from Brunell to Smith to the Dolphins' 22 was the key play on the 73-yard drive, in which Jacksonville converted all three of their third down attempts, including the touchdown. On the next play from scrimmage, Aaron Beasley intercepted a Dan Marino pass and Jacksonville took over at the Dolphins' 41. From there, the Jaguars moved 14 yards, setting up a Mike Hollis 45-yard field goal, with 6:19 to play in the opening quarter. The Jaguars scored for the third time in as many possessions when Fred Taylor broke loose for a 90-yard touchdown run with 3:46 remaining in the first quarter. On the following play from scrimmage, Tony Brackens stripped the ball from Marino, Brackens recovered and went 16 yards for the score. On the first play of the second quarter, Jacksonville scored again on a 39-yard touchdown pass from Brunell to Taylor on third-and-14. The Jaguars gained possession at the Dolphins' 21 on their next series after Corey Chamblin blocked a Tom Hutton punt. That led to a James Stewart 25-yard TD run three plays later. Hollis added a 28-yard field goal 1:51 prior to the half. That score came five plays after Carnell Lake recovered a J.J. Johnson fumble at the Dolphins' 30. Miami got its first points of the game three seconds before halftime when Marino and Oronde Gadsden combined for a 20-yard TD pass, on third-and-10. Jay Fiedler connected with Jimmy Smith for a 70-yard touchdown pass, 2:57 into the third quarter, giving Jacksonville 48 points on the afternoon, marking the most points that Miami had ever given up in the postseason. Fiedler fired his second touchdown pass of the day with 6:19 to play in the third quarter when he hit Alvis Whitted for a 38-yard scoring pass. Jacksonville finished the scoring with a Chris Howard five-yard touchdown run 4:23 into the fourth quarter, one play after Donovan Darius recovered an Autry Denson fumble.

MIAMI	0	7	0	0	-	7
JACKSONVILLE	24	17	14	7	-	62

J - Smith, 8 pass from Brunell (Hollis kick)	9/73	1 - 4:28
J - FG Hollis 45	9/14	1 - 8:41

J	-	Taylor, 90 run (Hollis kick)	2/91	1 -11:14
J	-	Brackens, 16 fumble return (Hollis kick)		1 -11:39
J	-	Taylor, 39 pass from Brunell (Hollis kick)	4/53	2 - :12
J	-	Stewart, 25 run (Hollis kick)	3/21	2 - 2:55
J	-	FG Hollis 28	5/20	2 -13:09
M	-	Gadsden, 20 pass from Marino (Mare kick)	9/80	2 -14:57
J	-	Smith, 70 pass from Fiedler (Hollis kick)	3/78	3 - 2:57
J	-	Whitted, 38 pass from Fiedler (Hollis kick)	5/69	3 - 8:41
J	-	Howard, 5 run (Hollis kick)	1/5	4 - 4:23

ATT. – 66,170

	Miami	Jacksonville
First Downs/Total-Rush.-Pass.-Pen.	10/0-6-4	21/10-10-1
Third Down Efficiency	2-14/14.3	8-16/50.0
Total Yards-Plays-Average	133-65-2.0	520-68-7.6
Rushes-Yards-Average	19-23-1.2	46-257-5.6
Net Yards Passing-Times Thrown-Yards Lost	110-5-31	263-2-14
Passes Attempted-Completed-Intercepted	41-16-2	20-12-1
Punts/Number-Average	9-39.6	5-39
Penalties/Number-Yards	9-88	7-51
Fumbles/Number-Lost	6-5	1-1

INDIVIDUAL STATISTICS

RUSHING – Miami: Denson 6-10; Pritchett 2-10; Johnson 8-9; Huard 1-2; Marino 1-0; Hutton 1-(-8).
 Jacksonville: Taylor 18-135, 1 TD; Stewart 11-62, 1 TD; Howard 15-54, 1 TD; Brunell 1-6; Shelton 1-0.

PASSING – Miami: Marino 25-11-2, 95 yards, 1 TD; Huard 16-5-0, 46 yards, 0 TDs.
 Jacksonville: Brunell 9-5-0, 105 yards, 2 TDs; Fiedler 11-7-1, 172 yards, 2 TDs.

RECEIVING – Miami: Gadsden 6-62, 1 TD; Konrad 3-30; McDuffie 2-19; Pritchett 2-17; Johnson 2-11; Drayton 1-2.

Jacksonville: Smith 5-136, 2 TDs; McCardell 4-52; Taylor 1-39, 1 TD; Whitted 1-38, 1 TD; Shelton 1-12.

INTERCEPTIONS – Miami: Jackson 1-0 yards.

Jacksonville: Beasley 2-5 yards.

SACKS – Miami: Bowens 1.0; Mixon 1.0.

Jacksonville: Walker 2; Brackens 1; Leroy 1; Marts 1.

MISSED FIELD GOALS – Miami: None.

Jacksonville: Hollis 39(WL).

2000 AFC FIRST-ROUND PLAYOFF

DOLPHINS 23, COLTS 17 (OT)
December 30, 2000

Pro Player Stadium
Miami, FL

The Miami Dolphins recorded the second-largest comeback win in team playoff history as they rallied from a 14-0 halftime deficit to earn a 23-17 overtime win against the Indianapolis Colts at Pro Player Stadium. The Dolphins faced a fourth-and-six from the Colts' 39 on their first possession of the game, but could not convert. The Colts took over and marched 47 yards in seven plays, en route to a Mike Vanderjagt 32-yard field goal. The Dolphins made it to the Colts' 33 late in the first quarter, but on third-and-14, Chad Cota intercepted a Jay Fiedler pass in the end zone. Vanderjagt lined up to attempt his second field goal in as many series, but the run by holder Hunter Smith on the fake was short of the first down. On the next play from scrimmage, Chad Bratzke intercepted a Fiedler pass and returned it four yards to the Dolphins' 25. That led to a seven-play, 17-yard drive that culminated with a Vanderjagt 26-yard field goal. Fiedler suffered his third interception in as many series three plays later when Cota picked off his second pass of the day, giving the Colts the ball at the Dolphins' 18. Two plays later, Peyton Manning connected with Jerome Pathon for a 17-yard score. That was followed by a Manning to Ken Dilger pass for the two-point conversion. The Dolphins had a chance to put their first points on the board with 31 seconds left in the first half, but Olindo Mare missed wide right on a 38-yard field goal attempt. The Dolphins opened the second half with an 11-play, 70-yard drive that ended with a two-yard scoring run by Lamar Smith, 6:51 into the half. Smith rushed for 42 yards on seven attempts on the march. The Dolphins cut the lead to four points 4:37 into the fourth quarter on a 38-yard field goal by Mare, which capped a nine-play, 53-yard drive. The Colts answered with a nine-play, 45-yard march which ended with a Vanderjagt 50-yard field goal. The Dolphins took over at their own 20 with 4:55 to play in the game, and marched the length of the field in 14 plays towards the game-tying score, a nine-yard touchdown pass from Fiedler to Jed Weaver on third-and-goal, with 34 seconds remaining in the game. Fiedler threw for 52 yards on the drive, as he completed six of 10 passes while also rushing three times for 15 yards. The Colts got into field goal position 5:44 into the overtime period, but Vanderjagt missed wide right on a 49-yard field goal attempt. The Dolphins took over at their own 39, and on the third play from scrimmage, they got into Colts territory at the 48 on a six-yard completion from Fiedler to Jeff Ogden on third-and-three. Eight plays later, Smith gave the Dolphins their third straight victory in the First Round of the playoffs on a 17-yard touchdown run with 3:34 left in overtime. Smith's 40 attempts represented a new NFL playoff single-game best. His yardage figure was the second-most ever in an NFL postseason contest.

INDIANAPOLIS	3	11	0	3	0	-	17
MIAMI	0	0	7	10	6	-	23

I - FG Vanderjagt 32	7/47	1 - 7:11
I - FG Vanderjagt 26	7/17	2 - 5:27
I - Pathon, 17 pass from Manning (Manning pass to Dilger)	2/18	2 - 7:13
M - L. Smith, 2 run (Mare kick)	11/70	3 - 6:51
M - FG Mare 38	9/53	4 - 4:37
I - FG Vanderjagt 50	9/45	4 - 10:05
M - Weaver, 9 pass from Fiedler (Mare kick)	14/80	4 - 14:26
M - L. Smith, 17 run (Mare kick)	11/61	OT - 9:18

ATT. - 73,193

	Indianapolis	Miami
First Downs/Total-Rush-Pass-Pen.	14/6-8-0	26/16-10-0
Third Down Efficiency	2-11/18.2	8-17/47.1
Total Yards-Plays-Average	293-55-5.3	434-84-5.2
Rushes-Yards-Average	23-99-4.3	48-258-5.4
Net Yards Passing-Sacked-Yards Lost	194-0-0	176-2-9
Passes Attempted-Completed-Intercepted	32-17-0	34-19-3
Punts/Number-Average	4-42.8	3-46
Penalties/Number-Yards	1-10	7-55
Fumbles/Number-Lost	0-0	0-0
Time of Possession	27:46	43:40

INDIVIDUAL STATISTICS

RUSHING - Miami: L. Smith 40-209, 2 TDs; Fiedler 7-43; Martin 1-6.

Indianapolis: James 21-107; Manning 1-(-2); Smith 1-(-6).

PASSING - Miami: Fiedler 34-19-3, 185 yards, 1 TD.

Indianapolis: Manning 32-17-0, 194 yards, 1 TD.

RECEIVING - Miami: McDuffie 4-57; Gadsden 4-38; L. Smith 3-18; Martin 2-21; Johnson 2-18; Denson 2-18; Weaver 1-9, 1 TD; Ogden 1-6.

Indianapolis: Pathon 5-69, 1 TD; Harrison 5-63; James 3-33; Dilger 3-16; Pollard 1-13.

INTERCEPTIONS - Miami: None.

Indianapolis: Cota 2-23 yards; Bratzke 1-4 yards.

SACKS - Miami: None

Indianapolis: Johnson 1; Belser 0.5; Whittington 0.5.

MISSED FIELD GOALS - Miami: Mare 38(WR).

Indianapolis: Vanderjagt 49(WR).

2000 AFC DIVISIONAL PLAYOFF

RAIDERS 27, DOLPHINS 0
January 6, 2001

Network Associates Coliseum
Oakland, CA

The Miami Dolphins suffered the first shutout in the team's playoff history with a 27-0 loss to the Oakland Raiders. The Raiders got on the board first 3:34 into the contest when Tory James intercepted a Jay Fiedler pass and returned it 90 yards for a touchdown, the longest interception return ever against the Dolphins in the postseason. The score occurred after the Dolphins were at the Raiders' 16. The Raiders opened a ten-point lead with 4:52 to play in the first quarter on a Sebastian Janikowski 36-yard field goal, which capped an eight-play, 46-yard drive. Janikowski converted his second field goal in as many offensive series when he hit from 33 yards out, 6:24 into the second quarter. The 12-play, 78-yard drive was highlighted by a 32-yard catch-and-run by Terry Kirby to midfield. The Raiders took a 20-point advantage with 1:53 to play in the first half on a six-yard touchdown pass from Rich Gannon to James Jett on third-and-four. The drive began at the Dolphins' 43 after Charles Woodson recovered a Lamar Smith fumble that was forced by Tory James. Of the 43 yards on the march, Gannon scrambled for 19 yards. The final points of the day were scored on the Raiders' first possession of the second half when Tyrone Wheatley ran it in from two yards out, culminating a 12-play, 54-yard drive that used 6:50 of the clock. Gannon threw for 32 yards on the march, including a 12-yard completion to Tim Brown on third-and-seven, one play prior to the touchdown.

MIAMI	0	0	0	0	-	0
OAKLAND	10	10	7	0	-	27

O - James, 90 interception return (Janikowski kick)		1 - 3:24
O - FG Janikowski 36	8/46	1 - 10:08
O - FG Janikowski 33	12/78	2 - 6:24
O - Jett, 6 pass from Gannon (Janikowski kick)	9/43	2 - 13:57
O - Wheatley, 2 run (Janikowski kick)	12/54	3 - 9:04

ATT. - 61,998

	Miami	Oakland
First Downs/Total-Rush-Pass Pen.	10/0-8-2	20/10-7-3
Third Down Efficiency	2-12/16.7	8-16/50.0
Total Yards-Plays-Average	204-56-3.6	267-66-4.0
Rushes-Yards-Average	17-40-2.4	45-140-3.1
Net Yards Passing-Sacked-Yards Lost	164-2-12	127-3-16
Passes Attempted-Completed-Intercepted	37-18-3	18-12-0
Punts/Number-Average	6-34.2	5-46.8
Penalties/Number-Yards	8-55	6-40
Fumbles/Number-Lost	1-1	1-1
Time of Possession	22:36	37:24

INDIVIDUAL STATISTICS

RUSHING – Miami: Johnson 3-12; Denson 3-12; Fiedler 3-12; L. Smith 8-4.

Oakland: Wheatley 19-56, 1 TD; Kirby 11-37; Gannon 5-31; Jordan 5-15; Kaufman 1-4; Crockett 1-3; Hoying 2-(-2); Jett 1-(-4).

PASSING – Miami: Fiedler 37-18-3, 176 yards, 0 TDs.

Oakland: Gannon 18-12-0, 143 yards, 0 TDs; Hoying 0-0-0, 0 yards, 0 TDs.

RECEIVING – Miami: Denson 6-42; Shepherd 4-20; McDuffie 3-43; Martin 2-27; Gadsden 1-33; Johnson 1-7; L. Smith 1-4.

Oakland: Kirby 2-35; Rison 2-28; Brown 2-27; Jordan 2-14; Jett 2-13; Brigham 1-17; Crockett 1-9.

INTERCEPTIONS – Miami: None.

Oakland: James 2-98 yards, 1 TD; Allen 1-0 yards.

SACKS – Miami: Armstrong 1; Bromell 1; Jones 1.

Oakland: Bryant 1; Coleman 1.

MISSED FIELD GOALS – Miami: None.

Oakland: Janikowski 58(S).

2001 AFC FIRST-ROUND PLAYOFF

RAVENS 20, DOLPHINS 3

January 13, 2002

Pro Player Stadium

Miami, FL

The Dolphins dropped their first home playoff game since January 17, 1993, snapping a three-game home playoff win streak. Twan Russell stripped the ball from Jermaine Lewis on the game's opening kickoff and Tommy Hendricks recovered at the Ravens' 24-yard line, leading to an Olindo Mare 33-yard field goal four plays later. The score remained that way until the third play of the second quarter when Terry Allen scored on a four-yard run, culminating a 17-play, 90-yard drive in which Baltimore ran the ball 12 times totaling 61 yards, led by Allen, who rushed for 27 yards on four carries. With just more than a minute remaining in the first half, Jamie Sharper recovered a Travis Minor fumble at the Dolphins' 41-yard line. The Ravens were unable to capitalize, however, as Matt Stover's 40-yard field goal attempt as time expired hit the left upright. Baltimore extended its lead to 11 points with 1:20 to play in the third quarter when Elvis Grbac hit Travis Taylor in the end zone for a four-yard touchdown pass on third-and-goal, capping an 11-play, 99-yard drive. The key play was a 45-yard completion from Grbac to Taylor on third-and-one from the Ravens' 10-yard line. Peter Boulware stripped the ball from Jay Fiedler on a sack on the third play of the fourth quarter, and Boulware recovered at the Dolphins' 37-yard line. That resulted in a Matt Stover 35-yard field goal six plays afterward. Stover added his second field goal in as many series with a 40-yarder with 2:01 to play in the game. That three-pointer came 11 plays after a Duane Starks interception after the Dolphins had made it to the Ravens' 42-yard line. Baltimore rushed for 49 yards on eight attempts on the scoring drive.

BALTIMORE	0	7	7	6	–	20
MIAMI	3	0	0	0	–	3

M – FG Mare 33	4/9/2:03	1-12:46
B – Allen, 4 run (Stover kick)	17/90/8:51	2-13:34
B – Taylor, 4 pass from Grbac (Stover kick)	11/99/5:42	3-1:20
B – FG Stover 35	6/20/3:33	4-11:05
B – FG Stover 40	11/50/6:33	4-2:01

ATT. – 72,251

	Baltimore	Miami
First Downs/Total-Rush-Pass Pe.	20/12-7-1	9/1-6-2
Third Down Efficiency	10-16/62.5	3-11/27.3
Total Yards-Plays-Average	347-69-5.0	151-46-3.3
Rushes-Yards-Average	50-226-4.5	15-46-3.1
Net Yards Passing-Sacked-Yards Lost	121-1-12	105-3-17
Passes Attempted-Completed-Intercepted	18-12-0	28-15-1
Punts/Number-Average	4-45.5	5-47.4
Penalties/Number-Yards	5-35	6-36
Fumbles/Number-Lost	1-1	3-2
Time of Possession	37:54	22:06

INDIVIDUAL STATISTICS

RUSHING – Miami: Fiedler 3-16; Minor 5-14; Lucas 1-10; Smith 6-6.

Baltimore: Allen 25-109, 1 TD; Brookins 10-65; Williams 6-24; Taylor 1-15; Ayanbadejo 2-8; J. Lewis 2-4; Grbac 2-3; Redman 2-(-2).

PASSING – Miami: Fiedler 28-15-1, 122 yards, 0 TDs.

Baltimore: Grbac 18-12-0, 133 yards, 1 TD.

RECEIVING – Miami: Ward 5-55; McKnight 4-26; Weaver 2-22; Minor 2-4; Gadsden 1-9; Smith 1-6.

Baltimore: Sharpe 4-23; Taylor 2-49, 1 TD; Ismail 1-16; Gash 1-13; Heap 1-11; Stokley 1-11;

Ayanbadejo 1-7; Brookins 1-3.

INTERCEPTIONS – Miami: None.

Baltimore: Starks 1-26 yards.

SACKS – Miami: Galyon 1.

Baltimore: Boulware 1; Mitchel 1; Sharper 1.

MISSED FIELD GOALS – Miami: None.

Baltimore: Stover 40(WL).

DOLPHINS INDIVIDUAL PLAYOFF RECORDS

The following individual records relate solely to service with the Miami Dolphins. They include National Football League playoff and Super Bowl statistics only. Super Bowl games are marked with a "***."

SERVICE

MOST GAMES PLAYED

- 19 Bob Kuechenberg (1970-84)
- 18 Dan Marino (1983-99)
- 13 by six players

MOST STARTS

- 19 Bob Kuechenberg (1970-84)
- 18 Dan Marino (1983-99)
- 13 Kim Bokamper (1977-85)
- 13 Richmond Webb (1990-00)

SCORING

MOST POINTS

Career

- 64 Garo Yepremian (12 games), 28 XPs, 12 FGs
- 60 Larry Csonka (12 games), 10 TDs

Game

- 18 Larry Csonka (12/30/73 vs. Oakland), 3 TDs

MOST TOUCHDOWNS

Career

- 10 Larry Csonka (12 games), 9 run, 1 pass
- 6 Jim Kiick (11 games), 6 run

Game

- 3 Larry Csonka (12/30/73 vs. Oakland), 3 run

MOST FIELD GOALS

Career

- 12 Garo Yepremian (12 games), 20 attempts
- 9 Uwe von Schamann (ten games), 15 attempts

- 9 Olindo Mare (eight games), 11 attempts

Game

- **3 Uwe von Schamann (1/20/85 vs. San Francisco), 3 attempts

- 3 Olindo Mare (1/2/99 vs. Buffalo), 4 attempts

LONGEST FIELD GOALS

- 58 Pete Stoyanovich (1/5/91 vs. Kansas City)
- 51 Fuad Reveiz (1/4/86 vs. Cleveland)
- 51 Pete Stoyanovich (1/17/93 vs. Buffalo)

MOST POINTS AFTER TOUCHDOWNS

Career

- 32 Uwe von Schamann (ten games), 33 attempts
- 28 Garo Yepremian (12 games), 29 attempts

Game

- 6 Uwe von Schamann (1/6/85 vs. Pittsburgh), 6 attempts
- 5 Uwe von Schamann (1/2/82 vs. San Diego), 5 attempts

MOST TWO-POINT CONVERSIONS

Career

- 1 O.J. McDuffie (six games)
- 1 Stanley Pritchett (three games)

Game

- 1 O.J. McDuffie (12/30/95 at Buffalo)
- 1 Stanley Pritchett (1/2/99 vs. Buffalo)

RUSHING

MOST RUSHING YARDS

Career

- 891 Larry Csonka (12 games), 225 attempts
- 454 Tony Nathan (11 games), 118 attempts

Game

- 209 Lamar Smith (12/30/00 vs. Indianapolis), 40 attempts
- **145 Larry Csonka (1/13/74 vs. Minnesota), 33 attempts

MOST RUSHING ATTEMPTS

Career

- 225 Larry Csonka (12 games)
- 118 Tony Nathan (11 games)

Game

- 40 Lamar Smith (12/30/00 vs. Indianapolis),
209 yards (NFL Record)
**33 Larry Csonka (1/13/74 vs. Minnesota),
145 yards

MOST RUSHING TOUCHDOWNS**Career**

- 9 Larry Csonka (12 games)
6 Jim Kiick (11 games)

Game

- 3 Larry Csonka (12/30/73 vs. Oakland)
2 Four times, last: Lamar Smith (12/30/00
vs. Indianapolis)

MOST 100-YARD RUSHING GAMES**Career**

- 4 Larry Csonka (12 games)
1 Mercury Morris (ten games)
1 Andra Franklin (six games)
1 Lamar Smith (three games)

LONGEST RUNS FROM SCRIMMAGE

- **49 Larry Csonka (1/14/73 vs. Washington)
37 Larry Seiple (12/31/72 at Pittsburgh)

PASSING

MOST YARDS PASSING**Career**

- 4,510 Dan Marino (18 games)
1,467 Bob Griese (12 games)

Game

- 422 Dan Marino (12/30/95 at Buffalo), 33
of 64
421 Dan Marino (1/6/85 vs. Pittsburgh),
21 of 32

MOST PASS ATTEMPTS**Career**

- 687 Dan Marino (18 games)
208 Bob Griese (12 games)

Game

- 64 Dan Marino (12/30/95 at Buffalo), 33
completions
**50 Dan Marino (1/20/85 vs. San Francisco),
29 completions

MOST PASS COMPLETIONS**Career**

- 385 Dan Marino (18 games)
112 Bob Griese (12 games)

Game

- 33 Dan Marino (12/30/95 at Buffalo), 64
attempts
29 Don Strock (1/2/82 vs. San Diego), 43
attempts
**29 Dan Marino (1/20/85 vs. San Francisco),
50 attempts

MOST CONSECUTIVE PASS COMPLETIONS

- 13 Don Strock (1/2/82 vs. San Diego)
11 Dan Marino (1/5/91 vs. Kansas City
through 1/12/91 at Buffalo)

MOST TOUCHDOWN PASSES**Career**

- 32 Dan Marino (18 games)
10 Bob Griese (12 games)

Game

- 4 Don Strock (1/2/82 vs. San Diego)
4 Dan Marino (1/6/85 vs. Pittsburgh)

MOST PASSES HAD INTERCEPTED**Career**

- 24 Dan Marino (18 games)
12 Bob Griese (12 games)

Game

- 3 David Woodley (1/23/83 vs. N.Y. Jets),
21 attempts
3 Dan Marino (12/30/95 at Buffalo), 64
attempts
3 Jay Fiedler (12/30/00 vs. Indianapolis),
34 attempts
3 Jay Fiedler (1/6/01 at Oakland), 37
attempts

HIGHEST COMPLETION PERCENTAGE**Career (minimum 50 completions)**

- 56.0 Dan Marino (18 games), 385 of 687
attempts
53.8 Bob Griese (12 games), 112 of 208
attempts

Game (minimum 12 completions)

- 84.2 David Woodley (1/8/83 vs. New
England), 16 of 19 attempts
77.3 David Woodley (1/16/83 vs. San Diego),
17 of 22 attempts

MOST 300-YARD PASSING GAMES**Career**

- 4 Dan Marino (18 games)
1 Don Strock (13 games)

LONGEST PASS PLAYS

- **76t David Woodley to Jimmy Cefalo (1/30/83
vs. Washington)
75t Bob Griese to Paul Warfield
(1/2/72 vs. Baltimore)

RECEIVING

MOST RECEPTIONS**Career**

- 65 Tony Nathan (11 games)
50 O.J. McDuffie (ten games)

Game

- 11 O.J. McDuffie (12/30/95 at Buffalo),
154 yards
**10 Tony Nathan (1/20/85 vs. San Francisco),
83 yards
10 Tony Nathan (1/4/86 vs. Cleveland),
101 yards

MOST RECEIVING YARDS**Career**

- 717 Paul Warfield (11 games), 21.1 per
catch
649 Tony Nathan (11 games), 10.0 per
catch

Game

- 154 O.J. McDuffie (12/30/95 at Buffalo), 11
receptions
148 Mark Duper (1/6/85 vs. Pittsburgh),
5 receptions

MOST RECEIVING TOUCHDOWNS

Career

- 5 Mark Duper (ten games), 32 receptions
- 4 Paul Warfield (11 games), 34 receptions
- 4 Bruce Hardy (13 games), 26 receptions
- 4 Keith Jackson (four games), 19 receptions

Game

- 2 Joe Rose (1/2/82 vs. San Diego)
- 2 Bruce Hardy (1/8/83 vs. New England)
- 2 Mark Duper (1/6/85 vs. Pittsburgh)
- 2 Keith Jackson (1/10/93 vs. San Diego)
- 2 Keith Jackson (1/8/95 at San Diego)

MOST 100-YARD RECEIVING GAMES

Career

- 3 Mark Duper (ten games)
- 3 Tony Nathan (11 games)

PUNTING

MOST PUNTS

Career

- 50 Larry Seiple (11 games), 1,990 yards
- 40 Reggie Roby (ten games), 1,622 yards

Game

- 10 Tom Orosz (1/23/83 vs. N.Y. Jets), 333 yards
- 8 Three times, last: Tom Hutton (1/15/00 at Jacksonville, 356 yards)

HIGHEST PUNTING AVERAGE

Career (minimum 25 punts)

- 40.6 Reggie Roby (ten games), 40 punts
- 39.8 Larry Seiple (11 games), 50 punts

Game (minimum 4 punts)

- 48.6 George Roberts (12/24/78 vs. Houston), 5-243
- 47.4 Matt Turk (1/13/02 vs. Baltimore), 5-237

LONGEST PUNTS

- 64 Reggie Roby (1/5/91 vs. Kansas City), net 53
- 62 Reggie Roby (1/4/86 vs. Cleveland), net 62

PUNT RETURNS

MOST PUNT RETURNS

Career

- 16 Tom Vigorito (seven games)
- 14 Jake Scott (ten games)

Game

- 6 Nate Jacquet (1/9/00 at Seattle), 10.5 avg.
- 5 Scott Miller (1/10/93 vs. San Diego), 9.0 avg.

MOST PUNT RETURN YARDS

Career

- 129 Tom Vigorito (seven games)
- 113 O.J. McDuffie (ten games)
- 110 Nate Jacquet (four games)

Game

- 66 Jeff Ogden (1/6/01 at Oakland), 3 returns
- 63 Nate Jacquet (1/9/00 at Seattle), 6 returns

LONGEST PUNT RETURNS

- 45 Jeff Ogden (1/6/01 at Oakland)
- 29 Nate Jacquet (1/15/00 at Jacksonville)

HIGHEST PUNT RETURN AVERAGE

Career (minimum 10 returns)

- 8.1 Tom Vigorito (seven games), 16 returns
- 6.8 Jake Scott (ten games), 14 returns

Game (minimum three returns)

- 22.0 Jeff Ogden (1/6/01 at Oakland), 3-66
- 10.5 Nate Jacquet (1/9/00 at Seattle), 6-63

MOST FAIR CATCHES

Career

- 11 Jake Scott (seven games) of 25 punts
- 7 O.J. McDuffie (ten games) of 16 punts

Game

- 4 Jake Scott (12/23/73 vs. Cincinnati) of five punts

KICKOFF RETURNS

MOST KICKOFF RETURNS

Career

- 23 Fulton Walker (nine games)
- 13 Mercury Morris (ten games)

Game

- 8 Marc Logan (1/12/91 at Buffalo), 17.3 average
- 6 Fulton Walker (12/31/83 vs. Seattle), 17.3 average
- 6 Lorenzo Hampton (1/12/86 vs. New England), 15.2 average

MOST KICKOFF RETURN YARDS

Career

- 556 Fulton Walker (nine games)
- 293 Brock Marion (seven games)

Game

- **190 Fulton Walker (1/30/83 vs. Washington), long 98t
- 138 Marc Logan (1/12/91 at Buffalo), long 44

LONGEST KICKOFF RETURNS

- **98t Fulton Walker (1/30/83 vs. Washington)
- 89t Nat Moore (12/21/74 at Oakland)

HIGHEST KICKOFF RETURN AVERAGE

Career (minimum 10 returns)

- 24.9 O.J. McDuffie (ten games), 10 returns
- 24.4 Brock Marion (seven games), 12 returns

Game (minimum four returns)

- **47.5 Fulton Walker (1/30/83 vs. Washington), 4-190
- 24.2 John Avery (1/9/99 at Denver), 5-121

INTERCEPTIONS

MOST INTERCEPTIONS

Career

- 5 Dick Anderson (11 games)
- 4 by five players

Game

- 3 A.J. Duhe (1/23/83 vs. N.Y. Jets), 36 yards
- 2 Four times, last 1992

LONGEST INTERCEPTION RETURNS

62t Dick Anderson (1/2/72 vs. Baltimore),
John Unitas

**55 Jake Scott (1/14/73 vs. Washington),
Bill Kilmer

SACKS

MOST SACKS

Career

- 8 Kim Bokamper (13 games)
- 6 Trace Armstrong (eight games)

Game

- 3 Trace Armstrong (1/9/00 at Seattle)
- 2 Bob Heinz (1/2/72 vs. Baltimore)
- 2 Bob Matheson (12/23/73 vs. Cincinnati)
- 2 Kim Bokamper (12/24/78 vs. Houston)
- 2 Kim Bokamper (1/2/82 vs. San Diego)
- 2 A.J. Duhe (1/16/83 vs. San Diego)
- 2 Kim Bokamper (1/23/83 vs. N.Y. Jets)
- 2 Marco Coleman (1/8/95 at San Diego)

FUMBLES

MOST FUMBLES

Career

- 8 Dan Marino (18 games)
- 5 Andra Franklin (six games)

Game

- 3 Andra Franklin (1/8/83 vs. New England)
- 2 Seven times, last 1999

MOST OWN FUMBLE RECOVERIES

Career

- 3 Dan Marino (18 games)
- 2 Bob Griese (12 games)

Game

- 2 Bob Griese (12/27/70 at Oakland)

MOST OPPONENT FUMBLE RECOVERIES

Career

- 2 Doug Betters (13 games)
- 2 Larry Gordon (seven games)
- 2 Jake Scott (11 games)

Game

- 2 Larry Gordon (12/31/72 at Pittsburgh)

DOLPHINS TEAM PLAYOFF RECORDS

SCORING

MOST POINTS SCORED

- 45 1/6/85 vs. Pittsburgh
- 38 1/2/82 vs. San Diego

FEWEST POINTS SCORED

- 0 1/6/01 at Oakland
- **3 1/16/72 vs. Dallas
- 3 12/28/97 at New England
- 3 1/9/99 at Denver
- 3 1/13/02 vs. Baltimore

MOST POINTS ALLOWED

- 62 1/15/00 at Jacksonville
- 44 1/12/91 at Buffalo

FEWEST POINTS ALLOWED

- 0 1/2/72 vs. Baltimore
- 0 1/23/83 vs. N.Y. Jets
- 0 1/10/93 vs. San Diego

MOST POINTS, BOTH TEAMS

- 79 San Diego 41, at Miami 38, OT (1/2/82)
- 78 at Buffalo 44, Miami 34 (1/12/91)

FEWEST POINTS, BOTH TEAMS

- 14 at Miami 14, N.Y. Jets 0 (1/23/83)
- 20 at New England 17, Miami 3 (12/28/97)

MOST DECISIVE WIN

- 31 31-0 vs. San Diego (1/10/93)
- 21 21-0 vs. Baltimore (1/2/72)
- 21 34-13 vs. San Diego (1/16/83)
- 21 31-10 vs. Seattle (12/29/84)

MOST DECISIVE LOSS

- 55 62-7 at Jacksonville (1/15/00)
- 35 38-3 at Denver (1/9/99)

MOST TOUCHDOWNS SCORED BY

Rushing

- 3 12/30/73 vs. Oakland
- **3 1/13/74 vs. Minnesota

Passing

- 4 1/2/82 vs. San Diego
- 4 1/6/85 vs. Pittsburgh

Interception

- 1 1/2/72 vs. Baltimore
- 1 1/23/83 vs. N.Y. Jets

Kickoff Return

- 1 12/21/74 at Oakland
- **1 1/30/83 vs. Washington

MOST TOUCHDOWNS ALLOWED BY

Rushing

- 3 12/30/79 at Pittsburgh
- 3 12/30/95 at Buffalo
- 3 1/9/99 at Denver
- 3 1/15/00 at Jacksonville

Passing

- 4 12/21/74 at Oakland
- 4 1/15/00 at Jacksonville
- 3 Five times, last 1990

Interception

- 1 12/27/70 at Oakland
- 1 12/23/73 vs. Cincinnati
- 1 12/28/97 at New England

Punt Return

- 1 1/2/82 vs. San Diego

Kickoff Return

1 1/9/00 at Seattle

MOST POINTS IN A QUARTER, DOLPHINS**1st-**

14 12/23/73 vs. Cincinnati

**14 1/13/74 vs. Minnesota

2nd-

21 1/10/93 vs. San Diego

20 1/16/83 vs. San Diego

3rd-

14 1/2/82 vs. San Diego

14 12/29/84 vs. Seattle

14 1/6/85 vs. Pittsburgh

14 1/4/86 vs. Cleveland

4th-

22 12/30/95 at Buffalo

14 1/5/91 vs. Kansas City

14 1/12/91 at Buffalo

MOST POINTS IN A QUARTER, OPPONENT**1st-**

24 1/2/82 vs. San Diego

24 1/15/00 at Jacksonville

20 12/30/79 at Pittsburgh

2nd-

**21 1/20/85 vs. San Francisco

17 1/15/00 at Jacksonville

3rd-

14 1/15/00 at Jacksonville

10 12/30/73 vs. Oakland

**10 1/20/85 vs. San Francisco

10 1/17/93 vs. Buffalo

10 12/28/97 at New England

4th-

14 12/21/74 at Oakland

**14 1/30/83 vs. Washington

14 1/12/91 at Buffalo

14 1/9/99 at Denver

MOST POINTS IN A HALF, DOLPHINS**1st-**

27 1/16/83 vs. San Diego

24 1/6/85 vs. Pittsburgh

2nd-

22 12/30/95 at Buffalo

21 Three times, last 1986

MOST POINTS IN A HALF, OPPONENT**1st-**

41 1/15/00 at Jacksonville

**28 1/20/85 vs. San Francisco

27 1/12/91 at Buffalo

2nd-

21 12/21/74 at Oakland

21 1/15/00 at Jacksonville

20 12/31/83 vs. Seattle

FIRST DOWNS

MOST FIRST DOWNS

29 1/16/83 vs. San Diego

28 1/6/85 vs. Pittsburgh

FEWEST FIRST DOWNS

**9 1/30/83 vs. Washington

9 1/13/02 vs. Baltimore

**10 1/16/72 vs. Dallas

10 12/28/97 at New England

10 1/15/00 at Jacksonville

10 1/6/01 at Oakland

MOST FIRST DOWNS ALLOWED

34 1/2/82 vs. San Diego

**31 1/20/85 vs. San Francisco

FEWEST FIRST DOWNS ALLOWED

8 12/29/84 vs. Seattle

10 1/23/83 vs. N.Y. Jets

10 1/10/93 vs. San Diego

MOST FIRST DOWNS BY**Rushing**

18 12/23/73 vs. Cincinnati

18 12/30/73 vs. Oakland

Passing

21 1/2/82 vs. San Diego

20 12/30/95 at Buffalo

Penalty

5 1/2/99 vs. Buffalo

FEWEST FIRST DOWNS BY**Rushing**

0 1/15/00 at Jacksonville

0 1/6/01 at Oakland

1 1/9/99 at Denver

1 1/13/02 vs. Baltimore

Passing

2 12/30/73 vs. Oakland

**2 1/30/83 vs. Washington

MOST FIRST DOWNS ALLOWED BY**Rushing**

18 12/30/95 at Buffalo

**16 1/20/85 vs. San Francisco

Passing

21 1/2/82 vs. San Diego

17 12/31/94 vs. Kansas City

Penalty

3 Four times, last at Oakland, 1/6/01

FEWEST FIRST DOWNS ALLOWED BY**Rushing**

0 1/9/00 at Seattle

2 1/23/83 vs. N.Y. Jets

2 12/29/84 vs. Seattle

Passing

5 1/4/86 vs. Cleveland

6 Six times, last 1985

TOTAL NET YARDS

MOST NET YARDS GAINED

569 1/6/85 vs. Pittsburgh

502 12/30/95 at Buffalo

FEWEST NET YARDS GAINED

133 1/15/00 at Jacksonville

151 1/13/02 vs. Baltimore

MOST NET YARDS ALLOWED

564 1/2/82 vs. San Diego

**537 1/20/85 vs. San Francisco

FEWEST NET YARDS ALLOWED

139 1/23/83 vs. N.Y. Jets

171 1/9/00 at Seattle

RUSHING

MOST RUSHING YARDS

266 12/30/73 vs. Oakland, 53 att.

258 12/30/00 vs. Indianapolis, 48 att.

FEWEST RUSHING YARDS

- 14 1/9/99 at Denver
23 1/15/00 at Jacksonville

MOST RUSHING YARDS ALLOWED

- 341 12/30/95 at Buffalo, 52 att.
**276 1/30/83 vs. Washington, 52 att.

FEWEST RUSHING YARDS ALLOWED

- 41 1/9/00 at Seattle, 20 att.
51 12/29/84 vs. Seattle, 18 att.

MOST RUSHING ATTEMPTS

- 56 1/16/83 vs. San Diego, 214 yards
53 Two times, last 1974

FEWEST RUSHING ATTEMPTS

- 8 1/8/95 at San Diego
**9 1/20/85 vs. San Francisco, 25 yards
11 1/13/93 vs. Buffalo, 33 yards

MOST RUSHING ATTEMPTS, OPPONENT

- 59 1/12/86 vs. New England, 255 yards
**52 1/30/83 vs. Washington, 276 yards
52 12/30/95 at Buffalo, 341 yards

FEWEST RUSHING ATTEMPTS, OPPONENT

- 16 1/10/93 vs. San Diego, 70 yards
17 1/16/83 vs. San Diego, 79 yards

PASSING

MOST NET YARDS PASSING

- 435 1/6/85 vs. Pittsburgh
432 12/30/95 at Buffalo

FEWEST NET YARDS PASSING

- 26 12/30/73 vs. Oakland
60 1/23/83 vs. N.Y. Jets

MOST NET YARDS PASSING ALLOWED

- 415 1/2/82 vs. San Diego
339 1/12/91 at Buffalo
339 1/2/99 vs. Buffalo

FEWEST NET YARDS PASSING ALLOWED

- 62 1/4/86 vs. Cleveland
71 1/12/86 vs. New England

MOST PASS ATTEMPTS

- 66 12/30/95 at Buffalo
**50 1/20/85 vs. San Francisco

FEWEST PASS ATTEMPTS

- 6 12/30/73 vs. Oakland
**7 1/13/74 vs. Minnesota

MOST PASS ATTEMPTS, OPPONENT

- 54 1/2/82 vs. San Diego
45 1/10/93 vs. San Diego

FEWEST PASS ATTEMPTS, OPPONENT

- 12 1/2/86 vs. New England
16 12/27/70 at Oakland

MOST PASS COMPLETIONS

- 34 12/30/95 at Buffalo
31 1/2/82 vs. San Diego

FEWEST PASS COMPLETIONS

- 3 12/30/73 vs. Oakland
4 Two times, last 1983

MOST PASS COMPLETIONS, OPPONENT

- 33 1/2/82 vs. San Diego

- 28 1/8/95 at San Diego
26 12/31/94 vs. Kansas City

FEWEST PASS COMPLETIONS, OPPONENT

- 8 1/27/70 at Oakland
9 1/24/72 vs. Cleveland

INTERCEPTIONS

MOST INTERCEPTIONS

- 5 12/24/72 vs. Cleveland
5 1/16/83 vs. San Diego
5 1/23/83 vs. N.Y. Jets

MOST INTERCEPTIONS, OPPONENT

- 3 12/24/78 vs. Houston
3 1/23/83 vs. N.Y. Jets
3 12/30/95 at Buffalo
3 12/30/00 vs. Indianapolis
3 1/6/01 at Oakland

PUNTING

MOST PUNTS

- 10 1/23/83 vs. N.Y. Jets
9 1/15/00 at Jacksonville

MOST PUNT YARDS

- 356 1/15/00 at Jacksonville
333 1/23/83 vs. N.Y. Jets

FEWEST PUNTS

- 1 12/30/73 vs. Oakland
1 1/8/83 vs. New England
1 1/2/99 vs. Buffalo

MOST PUNTS, OPPONENT

- 10 1/23/83 vs. N.Y. Jets
7 Six times, last: 1/9/00 at Seattle

MOST PUNT YARDS, OPPONENT

- 357 1/23/83 vs. N.Y. Jets
335 1/9/00 at Seattle

FEWEST PUNTS, OPPONENT

- 1 1/12/91 at Buffalo
2 Seven times, last at Denver, 1/9/99

MOST PUNTS, BOTH TEAMS

- 20 1/23/83 vs. N.Y. Jets
15 1/10/93 vs. San Diego
15 1/9/00 at Seattle

FEWEST PUNTS, BOTH TEAMS

- 3 12/30/73 vs. Oakland
3 1/12/91 at Buffalo
3 1/2/99 vs. Buffalo

HIGHEST PUNTING AVERAGE

- x-48.6 12/24/72 vs. Houston

HIGHEST PUNTING AVERAGE, OPPONENT

- x-51.3 12/31/72 at Pittsburgh

x-minimum 4 punts

SACKS

MOST SACKS

- 6-32 1/9/00 at Seattle
4-29 1/8/83 vs. New England
4-26 1/23/83 vs. N.Y. Jets

MOST SACKS, OPPONENT

- 5-31 1/15/00 at Jacksonville

4-14	12/24/72 vs. Cleveland
4-27	1/23/83 vs. N.Y. Jets
**4-29	1/20/85 vs. San Francisco
4-25	1/17/93 vs. Buffalo
4-21	12/28/97 at New England

FUMBLES

MOST FUMBLES

6	1/15/00 at Jacksonville
5	1/12/86 vs. New England

MOST FUMBLES LOST

6-5	1/15/00 at Jacksonville
5-4	1/12/86 vs. New England

MOST FUMBLES, OPPONENT

4	12/27/70 vs. Oakland
4	1/2/99 vs. Buffalo
3	Eight times, last 1994

MOST FUMBLES LOST, OPPONENT

4-4	1/2/99 vs. Buffalo
3-3	12/30/79 at Pittsburgh
3-3	1/2/82 vs. San Diego
3-3	1/8/83 vs. New England

OPPONENTS PLAYOFF RECORDS

The following individual records relate solely to service against the Miami Dolphins. They include National Football League playoff and Super Bowl statistics only. Super Bowl games are marked with a "***."

RUSHING

MOST RUSHING YARDS

Career

404	Thurman Thomas, Buffalo (four games)
199	Terrell Davis, Denver (one game)

Game

199	Terrell Davis, Denver (1/9/99 at Denver), 21 attempts
**166	John Riggins, Washington (1/30/83 at Pasadena), 38 attempts

MOST RUSHING ATTEMPTS

Career

84	Thurman Thomas, Buffalo (four games)
47	Marv Hubbard, Oakland (three games)

Game

**38	John Riggins, Washington (1/30/83 at Pasadena), 166 yards
32	Thurman Thomas, Buffalo (1/12/91 at Buffalo), 117 yards

MOST RUSHING TOUCHDOWNS

Career

4	Thurman Thomas, Buffalo (four games)
2	Earnest Byner, Cleveland (one game)
2	Chuck Muncie, San Diego (two games)
2	Curt Warner, Seattle (one game)
2	Terrell Davis, Denver (one game)

Game

2	Earnest Byner, Cleveland (1/4/86 at Miami)
2	Thurman Thomas, Buffalo (1/12/91 at Buffalo)
2	Curt Warner, Seattle (12/31/83 at Miami)
2	Terrell Davis, Denver (1/9/99 at Denver)

LONGEST RUNS FROM SCRIMMAGE

90t	Fred Taylor, Jacksonville (1/15/00 at Jacksonville)
66t	Earnest Byner, Cleveland (1/4/86 at Miami)

PASSING

MOST YARDS PASSING

Career

711	Jim Kelly, Buffalo (three games)
645	Joe Montana, S.F., K.C. (two games)

Game

433	Dan Fouts, San Diego (1/2/82 at Miami), 33 of 53
360	Doug Flutie, Buffalo (1/2/99 at Miami), 21 of 36

MOST PASS ATTEMPTS

Career

87	Stan Humphries, San Diego (two games)
87	Dan Fouts, San Diego (two games)

Game

53	Dan Fouts, San Diego (1/2/82 at Miami), 33 comp.
44	Stan Humphries, San Diego (1/10/93 at Miami), 18 comp.

MOST PASS COMPLETIONS

Career

50	Joe Montana, S.F., K.C. (two games)
48	Dan Fouts, San Diego (two games)
48	Jim Kelly, Buffalo (three games)

Game

33	Dan Fouts, San Diego (1/2/82 at Miami), 53 attempts
28	Stan Humphries, San Diego (1/8/95 at San Diego), 43 attempts

MOST TOUCHDOWN PASSES

Career

5	Ken Stabler, Oakland (two games)
5	Joe Montana, S.F., K.C. (two games)
5	Jim Kelly, Buffalo (three games)

Game

4	Ken Stabler, Oakland (12/21/74 at Oakland)
3	Tony Eason, New England (1/12/86 at Miami)
3	Dan Fouts, San Diego (1/2/82 at Miami)
3	Jim Kelly, Buffalo (1/12/91 at Buffalo)
**3	Joe Montana, San Francisco (1/20/85 vs. Miami)

MOST PASSES HAD INTERCEPTED

Career

- 6 Dan Fouts, San Diego (two games)
- 6 Stan Humphries, San Diego (two games)

Game

- 5 Dan Fouts, San Diego (1/16/83 at Miami), 34 attempts
- 5 Mike Phipps, Cleveland (12/24/72 at Miami), 23 attempts
- 5 Richard Todd, N.Y. Jets (1/23/83 at Miami), 37 attempts

LONGEST PASS PLAYS

- 82t Daryle Lamonica to Rod Sherman, Oakland (12/27/70 at Oakland)
- 72t Ken Stabler to Cliff Branch, Oakland (12/21/74 at Oakland)

RECEIVING

MOST RECEPTIONS

Career

- 16 Ronnie Harmon, San Diego (two games)
- 14 Kellen Winslow, San Diego (two games)

Game

- 13 Kellen Winslow, San Diego (1/2/82 at Miami), 166 yards
- 9 Lenvil Elliott, Cincinnati (12/23/73 at Miami), 53 yards
- 9 Ronnie Harmon, San Diego (1/10/93 at Miami), 73 yards
- 9 Eric Moulds, Buffalo (1/2/99 at Miami), 240 yards

MOST RECEIVING YARDS

Career

- 240 Eric Moulds, Buffalo (one game)
- 207 Andre Reed, Buffalo (four games)

Game

- 240 Eric Moulds, Buffalo (1/2/99 at Miami), 9 receptions
- 166 Kellen Winslow, San Diego (1/2/82 at Miami), 13 receptions

MOST RECEIVING TOUCHDOWNS

Career

- 2 Fred Biletnikoff, Oakland (three games)
- 2 James Brooks, San Diego (two games)
- 2 Roger Craig, San Francisco (one game)
- 2 Andre Reed, Buffalo (four games)
- 2 John Stallworth, Pittsburgh (one game)
- 2 Jimmy Smith, Jacksonville (one game)

Game

- 2 James Brooks, San Diego (1/2/82 at Miami)
- **2 Roger Craig, San Francisco (1/20/85 vs. Miami)
- 2 Andre Reed, Buffalo (1/21/91 at Buffalo)
- 2 John Stallworth, Pittsburgh (1/6/85 at Miami)
- 2 Jimmy Smith, Jacksonville (1/15/00 at Jacksonville)

FIELD GOALS

MOST FIELD GOALS

Career

- 9 Steve Christie, Buffalo (three games)
- 3 Norm Johnson, Seattle (two games)
- 3 Nick Lowery, Kansas City (one game)
- 3 Horst Muhlmann, Cincinnati (one game)
- 3 Scott Norwood, Buffalo (one game)
- 3 Mike Vanderjagt, Ind. (one game)

Game

- 5 Steve Christie, Buffalo (1/17/93 at Miami) of 6
- 3 Five times, last: Mike Vanderjagt, Indianapolis (12/30/00 at Miami)

LONGEST FIELD GOALS

- 50 Todd Peterson, Seattle (1/9/00 at Seattle)
- 50 Mike Vanderjagt, Indianapolis (12/30/00 at Miami)

INTERCEPTIONS

MOST INTERCEPTIONS

Career

- 3 John Harris, Seattle (two games)
- 2 Willie Brown, Oakland (three games)
- 2 Ken Schroy, N.Y. Jets (one game)
- 2 Aaron Beasley, Jacksonville (one game)
- 2 Chad Cota, Indianapolis (one game)
- 2 Tory James, Oakland (one game)

Game

- 2 Ken Schroy, N.Y. Jets (1/23/83 at Miami), 1 yd.
- 2 John Harris, Seattle (12/29/84 at Miami), 45 yds.
- 2 Aaron Beasley, Jacksonville (1/15/00 at Jacksonville), 5 yds.
- 2 Chad Cota, Indianapolis (12/30/00 at Miami)
- 2 Tory James, Oakland (1/6/01 at Oakland)

LONGEST INTERCEPTION RETURNS

- 90t Tory James, Oakland (Jay Fiedler), 1/6/01 at Oakland
- 50t Willie Brown, Oakland (Bob Griese), 12/27/70 at Oakland

LONGEST PLAYS

PUNTS

- 63 Ray Guy, Oakland (12/30/73 at Miami)
- 60 Bob Walden, Pittsburgh (12/31/72 at Pittsburgh)

PUNT RETURNS

- 56t Wes Chandler, San Diego (1/2/82 at Miami)
- 38 Thom Darden, Cleveland (12/24/78 at Miami)

KICKOFF RETURNS

- 85t Charlie Rogers, Seattle (1/9/00 at Seattle)
- 59 Zachary Dixon, Seattle (12/31/87 at Miami)

FUMBLE RECOVERIES79t Neil Smith, Denver (Oronde Gadsden),
1/9/99 at Denver**49t Mike Bass, Washington (Garo
Yepremian), 1/14/73 at Los Angeles**ALL-TIME PLAYOFF LEADERS**

(Boldface indicates active player)

RUSHING

	PLAYER	GAMES	ATT.	YDS.	AVG.	LG	TD
1.	Larry Csonka	12	225	891	4.0	49	9
2.	Tony Nathan	11	118	454	3.8	26	3
3.	Mercury Morris	10	95	440	4.6	27	1
4.	Jim Kiick	11	115	391	3.4	27	6
5.	Andra Franklin	6	93	335	3.6	29	2
6.	Lamar Smith	3	54	219	4.1	24	2
7.	Sammie Smith	2	41	181	4.4	17	0
8.	Woody Bennett	10	59	179	3.0	17	4
9.	Bernie Parmalee	7	53	150	2.8	16	1
10.	Karim Abdul-Jabbar	3	35	116	3.3	18	1
11.	J.J. Johnson	5	38	107	2.8	18	1
12.	David Woodley	5	17	102	6.0	12	1
13.	Aaron Craver	4	12	98	8.2	25t	1
	Bob Griese	12	15	98	8.2	25	1
15.	Bobby Humphrey	2	31	93	3.0	15	0
16.	Benny Malone	3	14	83	5.9	23t	1
17.	Jay Fiedler	3	13	71	5.5	11	0
18.	Joe Carter	4	9	66	7.3	19	0
19.	Pete Johnson	3	16	61	3.8	14	0
20.	Ron Davenport	2	9	54	6.0	31t	2
21.	David Overstreet	1	9	50	5.6	13	0
22.	Irving Spikes	3	9	49	5.4	23	0
23.	Leroy Harris	1	9	43	4.8	9	0
24.	Delvin Williams	2	21	42	2.0	9	0
25.	Autry Denson	4	16	41	2.6	17	0
26.	Larry Seiple	11	1	37	37.0	37	0
27.	Paul Warfield	11	4	34	8.5	25	0
28.	O.J. McDuffie	10	3	31	10.3	19	0
29.	Marc Logan	2	12	23	1.9	7	0
30.	Keith Byars	1	4	22	5.5	10	0
31.	John Kidd	4	1	18	18.0	18	0
32.	Don Nottingham	6	2	17	8.5	12	0
	Tom Vigorito	7	4	17	4.3	6	0
34.	Stanley Pritchett	5	8	16	2.0	7	0
35.	Travis Minor	1	5	14	2.8	5	0
36.	Gary Davis	1	2	12	6.0	9	0
37.	Tom Orosz	5	1	11	11.0	11	0
38.	Ray Lucas	1	1	10	10.0	10	0
39.	Eddie Hill	12	3	8	2.7	4	0
	Terry Kirby	1	2	8	4.0	7	1
	Charles Leigh	9	1	8	8.0	8	0
42.	Nat Moore	13	1	7	7.0	7	0
43.	Tony Martin	8	1	6	6.0	6	0
44.	Jerris McPhail	1	1	4	4.0	4	0
45.	John Avery	2	1	3	3.0	3	0
	Earl Morrall	2	4	3	0.8	3	0
47.	Tony Paige	4	1	2	2.0	2	0
48.	Duriel Harris	7	1	1	1.0	1	0
	Dan Marino	18	15	1	0.1	5	1
50.	Norm Bulaich	2	2	0	0.0	0	0
	Mark Clayton	10	1	0	0.0	0	0
	Damon Huard	4	3	0	0.0	2	0
53.	Scott Mitchell	2	1	-1	-1.0	-1	0

	PLAYER	GAMES	ATT.	YDS.	AVG.	LG	TD
54.	Don Strock	13	1	-2	-2.0	-2	0
55.	James Saxon	4	2	-3	-1.5	0	0
56.	Jim Jensen	13	2	-6	-3.0	-3	0
57.	Tom Hutton	2	1	-8	-8.0	-8	0
58.	George Roberts	2	1	-9	-9.0	-9	0

PASSING

	PLAYER	GAMES	ATT.	COMP.	YDS.	PCT.	TD	INT	RATE
1.	Dan Marino	18	687	385	4510	56.0	32	24	77.1
2.	Bob Griese	12	208	112	1467	53.8	10	12	68.4
3.	David Woodley	5	81	48	645	59.3	0	1	79.6
4.	Don Strock	13	62	38	551	61.3	4	3	91.6
5.	Jay Fiedler	3	99	52	483	52.5	1	7	40.1
6.	Earl Morrall	2	24	13	139	54.2	1	1	68.0
7.	Damon Huard	4	16	5	46	31.3	0	0	40.6
8.	Tony Nathan	11	2	2	34	1.000	0	0	118.8
9.	Bernie Kosar	1	1	1	10	1.000	0	0	108.3
10.	Marlin Briscoe	7	1	0	0	0.0	0	1	39.6
	O.J. McDuffie	10	1	0	0	0.0	0	0	39.6

RECEIVING

	PLAYER	GAMES	NO.	YDS.	AVG.	LG	TD
1.	Tony Nathan	11	62	622	10.3	39	2
2.	O.J. McDuffie	10	50	603	12.1	31	1
3.	Paul Warfield	11	34	717	21.1	75t	4
4.	Mark Duper	10	32	595	18.6	64t	5
5.	Mark Clayton	10	31	498	16.1	40t	3
6.	Bruce Hardy	13	26	336	12.9	50t	4
7.	Oronde Gadsden	7	23	288	12.5	52	2
8.	Nat Moore	13	21	265	12.6	40	3
9.	Duriel Harris	7	19	303	15.9	36	1
	Keith Jackson	4	19	262	13.8	31	4
11.	Joe Rose	11	18	260	14.4	35	2
	Jim Kiick	11	18	115	6.4	21	0
13.	Tony Martin	8	17	224	13.2	23	1
14.	Bernie Parmalee	7	16	130	8.1	26	0
15.	Irving Fryar	3	14	170	12.1	24	1
16.	Howard Twilley	11	13	186	14.3	28t	1
17.	Jimmy Cefalo	10	12	297	24.8	76t	2
18.	Tony Paige	4	11	50	4.5	9	2
19.	Lamar Thomas	3	10	129	12.9	42	1
	Marv Fleming	10	10	114	11.4	27	1
21.	Tom Vigorito	7	9	103	11.4	33	0
	Jim Mandich	11	9	86	9.6	19	1
	Bobby Humphrey	2	9	71	7.9	20	0
	Aaron Craver	4	9	71	7.9	15	0
25.	Dan Johnson	5	8	84	10.5	21	3
	Terry Kirby	1	8	68	8.5	19	0
	Autry Denson	4	8	60	7.5	14	0
28.	J.J. Johnson	5	7	39	5.6	11	0
	Delvin Williams	2	7	34	4.9	8	0
30.	Ferrell Edmunds	4	5	70	14.0	37	0
	Dedric Ward	1	5	55	11.0	19	0
	Jim Jensen	13	5	49	9.8	12	0
	Stanley Pritchett	5	5	40	8.0	12	0
	Troy Drayton	3	5	30	6.0	10	0
	Jerris McPhail	1	5	28	5.6	16	0
	Lamar Smith	3	5	28	5.6	8	0
37.	Marlin Briscoe	7	4	42	10.5	18	0
	Rob Konrad	4	4	37	9.3	13	0
	Keith Byars	1	4	30	7.5	12	0
	Larry Csonka	12	4	26	6.5	9t	1
	James McKnight	1	4	26	6.5	12	0
	Leslie Shepherd	1	4	20	5.0	11	0
43.	Mike Williams	4	3	44	14.7	19	1
	Ed Perry	6	3	32	10.7	22	0
	Sammie Smith	2	3	31	10.3	13	0

	PLAYER	GAMES	NO.	YDS.	AVG.	LG	TD
	Jed Weaver	3	3	31	10.3	20	1
	James Saxon	4	3	29	9.7	9	0
	Ron Davenport	2	3	23	7.7	9	0
	Karim Abdul-Jabbar	3	3	9	3.0	5	0
	Mercury Morris	10	3	9	3.0	9	0
51.	Randal Hill	1	2	59	29.5	45t	1
	Gary Clark	1	2	41	20.5	31	0
	Willie Richardson	1	2	30	15.0	19	1
	Woody Bennett	10	2	26	13.0	20	0
	Gary Davis	1	2	24	12.0	14	0
	Andre Tillman	1	2	24	12.0	13t	1
	Fred Banks	2	2	18	9.0	13	0
	Norm Bulaich	2	2	14	7.0	8	0
	Ronnie Lee	11	2	12	6.0	6t	1
	Marc Logan	2	2	8	4.0	6	0
	Travis Minor	1	2	4	2.0	4	0
	Eddie Hill	12	2	3	1.5	2	0
63.	Leroy Harris	1	1	21	21.0	21	0
	Brett Perriman	1	1	13	13.0	13	0
	Charles Jordan	1	1	11	11.0	11	0
	Scott Miller	4	1	10	10.0	10	0
	Don Nottingham	6	1	9	9.0	9	0
	Tim Ruddy	11	1	8	8.0	8	0
	Hunter Goodwin	5	1	6	6.0	6	0
	Nate Jacquet	4	1	6	6.0	6	0
	Jeff Ogden	3	1	6	6.0	6	0
	Rich Diana	4	1	5	5.0	5	0
	Joe Carter	4	1	2	2.0	2t	0
	Roy Foster	12	1	2	2.0	2t	1
	Ronnie Williams	3	1	1	1.0	1	1
	Bob Torrey	1	1	0	0.0	0	0

SCORING

	PLAYER	GAMES	TD	TDR	TDP	TDRT	FG	PAT	PTS.
1.	Garo Yepremian	12	0	0	0	0	12	28	64
2.	Larry Csonka	12	10	9	1	0	0	0	60
3.	Uwe von Schamann	10	0	0	0	0	9	32	59
4.	Pete Stoyanovich	7	0	0	0	0	7	19	40
5.	Jim Kilick	11	6	6	0	0	0	0	36
6.	Olindo Mare	8	0	0	0	0	9	6	33
7.	Mark Duper	10	5	0	5	0	0	0	30
	Tony Nathan	11	5	3	2	0	0	0	30
9.	Woody Bennett	10	4	4	0	0	0	0	24
	Bruce Hardy	13	4	0	4	0	0	0	24
	Keith Jackson	4	4	0	4	0	0	0	24
	Nat Moore	13	4	0	3	1	0	0	24
	Paul Warfield	11	4	0	4	0	0	0	24
14.	Mark Clayton	10	3	0	3	0	0	0	18
	Dan Johnson	5	3	0	3	0	0	0	18
16.	Jimmy Cefalo	10	2	0	2	0	0	0	12
	Ron Davenport	2	2	2	0	0	0	0	12
	Andra Franklin	6	2	2	0	0	0	0	12
	Oronde Gadsden	7	2	0	2	0	0	0	12
	Tony Paige	4	2	0	2	0	0	0	12
	Joe Rose	11	2	0	2	0	0	0	12
	Lamar Smith	3	2	2	0	0	0	0	12
23.	O.J. McDuffie	10	1	0	1	0	0	0	8#
24.	Fuad Reveiz	2	0	0	0	0	1	5	8
25.	Karim Abdul-Jabbar	3	1	1	0	0	0	0	6
	Dick Anderson	11	1	0	0	1	0	0	6
	Charlie Babb	9	1	0	0	1	0	0	6
	Aaron Craver	4	1	1	0	0	0	0	6
	A.J. Duhe	11	1	0	0	1	0	0	6
	Randal Hill	1	1	0	1	0	0	0	6
	Marv Fleming	10	1	0	1	0	0	0	6
	Roy Foster	12	1	0	1	0	0	0	6
	Irving Fryar	3	1	0	1	0	0	0	6

PLAYER	GAMES	TD	TDR	TDP	TDRT	FG	PAT	PTS.
Duriel Harris	7	1	0	1	0	0	0	6
J.J. Johnson	5	1	1	0	0	0	0	6
Terry Kirby	1	1	1	0	0	0	0	6
Ronnie Lee	11	1	0	1	0	0	0	6
Benny Malone	3	1	1	0	0	0	0	6
Jim Mandich	11	1	0	1	0	0	0	6
Dan Marino	18	1	1	0	0	0	0	6
Tony Martin	8	1	0	1	0	0	0	6
Mercury Morris	10	1	1	0	0	0	0	6
Bernie Parmalee	7	1	1	0	0	0	0	6
Willie Richardson	1	1	0	1	0	0	0	6
Lamar Thomas	3	1	0	1	0	0	0	6
Andre Tillman	1	1	0	1	0	0	0	6
Howard Twilley	11	1	0	1	0	0	0	6
Fulton Walker	9	1	0	0	1	0	0	6
Jed Weaver	3	1	0	1	0	0	0	6
Mike Williams	4	1	0	1	0	0	0	6
Ronnie Williams	3	1	0	1	0	0	0	6
David Woodley	5	1	1	0	0	0	0	6
53. Stanley Pritchett	5	0	0	0	0	0	0	2#

– two point conversion

INTERCEPTIONS

	PLAYER	GAMES	NO.	YDS.	AVG.	LG	TD
1.	Dick Anderson	11	5	107	21.4	62	1
2.	Jake Scott	11	4	76	19.0	55	0
	Gerald Small	7	4	42	10.5	18	0
	A.J. Duhe	11	4	36	9.0	35	1
	Glenn Blackwood	11	4	27	6.8	19	0
	Lyle Blackwood	9	4	11	2.8	8	0
7.	Curtis Johnson	11	3	43	14.3	33	0
	Troy Vincent	5	3	2	0.7	2	0
9.	J.B. Brown	7	2	56	28.0	32	0
	Brock Marion	7	2	50	25.0	31	0
	Nick Buoniconti	11	2	38	19.0	32	0
	Don McNeal	10	2	36	18.0	20	0
	Louis Oliver	5	2	21	10.5	21	0
	Mike Kolen	10	2	16	8.0	11	0
	Doug Swift	11	2	12	6.0	12	0
	Jarvis Williams	4	2	0	0.0	0	0
16.	William Judson	10	1	34	34.0	34	0
	Bob Matheson	12	1	29	29.0	29	0
	Gene Atkins	3	1	26	26.0	26	0
	Frankie Smith	2	1	14	14.0	14	0
	Bryan Cox	5	1	7	7.0	7	0
	Terrell Buckley	6	1	6	6.0	6	0
	Paul Lankford	12	1	2	2.0	2	0
	Calvin Jackson	6	1	0	0.0	0	0
	Michael Stewart	3	1	0	0.0	0	0

DEFENSIVE SCORES = WINS

Jason Taylor's 36-yard interception return off a Matt Cassel pass against New England on October 21 of last year, was the 18th defensive score recorded by the Dolphins since 2000 (11 INTs, 7 FR) and the 17th game in which they have tallied a defensive score. Taylor's touchdown was the first defensive score by the Dolphins in a loss over this span, as they are now 16-1 in games with a defensive touchdown over the last eight years (2000-07).

DOLPHINS RECORD WITH AN INTERCEPTION

Miami was 1-9 in games in which the team had an interception in 2007. The Dolphins own a 201-82-1 (.710) record since 1980 in regular season games which they have had at least one interception.

THE LAST TIME...

(playoffs)

KICKOFF RETURNED FOR A TOUCHDOWN

By Dolphins – Fulton Walker vs. Washington, SB XVII (98 yards), 1/30/83

By Opponents – Charlie Rogers at Seattle (85 yards), 1/9/00

PUNT RETURNED FOR A TOUCHDOWN

By Dolphins – None

By Opponents – Wes Chandler of San Diego (56 yards), 1/2/82

INTERCEPTED PASS RETURNED FOR A TOUCHDOWN

By Dolphins – A.J. Duhe vs. N.Y. Jets (35 yards), 1/23/83

By Opponents – Tory James at Oakland (90 yards), 1/6/01

FUMBLE RETURNED FOR A TOUCHDOWN

By Dolphins – None

By Opponents – Tony Brackens at Jacksonville (16 yards), 1/15/00

OPPONENTS FUMBLE RETURNED FOR A TOUCHDOWN

By Dolphins – None

By Opponents – Tony Brackens at Jacksonville (16 yards), 1/15/00

BLOCKED FIELD GOAL RETURNED FOR A TOUCHDOWN

By Dolphins – None

By Opponents – None

BLOCKED PUNT RETURNED FOR A TOUCHDOWN

By Dolphins – Charlie Babb vs. Cleveland (5 yards), 12/24/72

By Opponents – None

SAFETY SCORED

By Dolphins – Dan Pastorini of Houston runs out of end zone, 12/24/78

By Opponents – Reuben Davis at San Diego (tackles Bernie Parmalee in end zone), 1/8/95

SHUTOUT

By Dolphins – at Miami 31, San Diego 0, 1/10/93

By Opponents – at Oakland 27, Miami 0, 1/6/01

200 YARDS RUSHING

By Dolphins – Lamar Smith vs. Indianapolis (209 yards), 12/30/00

By Opponents – None

100 YARDS RUSHING

By Dolphins – Lamar Smith vs. Indianapolis (209 yards), 12/30/00

By Opponents – Terry Allen of Baltimore (109 yards), 1/13/02

100 YARDS RUSHING IN A HALF

By Dolphins – None

By Opponents – Fred Taylor at Jacksonville (135 yards in first half), 1/15/00

TWO 100-YARD RUSHERS

By Dolphins – None

By Opponents – None

100 YARDS RUSHING AND RECEIVING

By Dolphins – None

By Opponents – None

400 YARDS PASSING

By Dolphins – Dan Marino at Buffalo (422 yards), 12/30/95

By Opponents – Dan Fouts of San Diego (433 yards), 1/2/82

300 YARDS PASSING

By Dolphins – Dan Marino at Buffalo (422 yards), 12/30/95

By Opponents – Doug Flutie of Buffalo (360 yards), 1/2/99

200 YARDS RECEIVING

By Dolphins – None

By Opponents – Eric Moulds of Buffalo (240 yards), 1/2/99

100 YARDS RECEIVING

By Dolphins – O.J. McDuffie at Denver (118 yards), 1/9/99

By Opponents – Jimmy Smith at Jacksonville (136 yards), 1/15/00

100 YARDS RECEIVING IN A HALF

By Dolphins – O.J. McDuffie at Buffalo (111 yards in second half), 12/30/95

By Opponents – Eric Moulds of Buffalo (102 yards in first half; 138 yards in second half), 1/2/99

TWO 100-YARD RECEIVERS

By Dolphins – Mark Duper (148 yards) and Tony Nathan (114 yards) vs. Pittsburgh, 1/6/85

By Opponents – James Lofton (149 yards) and Andre Reed (122 yards) at Buffalo, 1/12/91

FIVE TOUCHDOWN PASSES

By Dolphins – None

By Opponents – None

FOUR TOUCHDOWN PASSES

By Dolphins – Dan Marino vs. Pittsburgh, 1/6/85

By Opponents – Ken Stabler at Oakland, 12/21/74

THREE TOUCHDOWN PASSES

By Dolphins – Dan Marino at San Diego, 1/8/95

By Opponents – Joe Montana of San Francisco (SB XIX), 1/20/85

FOUR TOUCHDOWN RECEPTIONS

By Dolphins – None

By Opponents – None

THREE TOUCHDOWN RECEPTIONS

By Dolphins – None

By Opponents – None

TWO TOUCHDOWN RECEPTIONS

By Dolphins – Keith Jackson at San Diego, 1/8/85

By Opponents – Jimmy Smith at Jacksonville, 1/15/00

FOUR TOUCHDOWNS RUSHING

By Dolphins – None

By Opponents – None

THREE TOUCHDOWNS RUSHING

By Dolphins – Larry Csonka vs. Oakland, 12/30/73

By Opponents – None

TWO TOUCHDOWNS RUSHING

By Dolphins – Lamar Smith vs. Indianapolis, 12/30/00, OT

By Opponents – Terrell Davis at Denver, 1/9/99

FOUR FIELD GOALS

By Dolphins – None

By Opponents – Steve Christie (5) of Buffalo, 1/17/93

THREE FIELD GOALS

By Dolphins – Olindo Mare vs. Buffalo, 1/2/99

By Opponents – Mike Vanderjagt of Indianapolis, 12/30/00

THREE INTERCEPTIONS

By Dolphins – A.J. Duhe vs. N.Y. Jets, 1/23/83

By Opponents – None

TWO INTERCEPTIONS

By Dolphins – Troy Vincent vs. San Diego, 1/10/93

By Opponents – Tory James at Oakland, 1/6/01

THREE SACKS

By Dolphins – Trace Armstrong at Seattle, 1/9/00

By Opponents – None

TWO SACKS

By Dolphins – Trace Armstrong (3) at Seattle, 1/9/00

By Opponents – Gary Walker at Jacksonville, 1/15/00

BLOCKED FIELD GOAL

By Dolphins – William Judson vs. Seattle (Norm Johnson, 48 yards), 12/31/83

By Opponents – Leroy Jones of San Diego (Uwe von Schamann, 34 yards), 1/2/82

BLOCKED PUNT

By Dolphins – Don McNeal vs. N.Y. Jets (Chuck Ramsey), 1/23/83

By Opponents – Corey Chamblin at Jacksonville (Tom Hutton), 1/15/00

MISSED POINT AFTER TOUCHDOWN ATTEMPT

By Dolphins – Uwe von Schamann vs. Seattle, 12/31/83

By Opponents – Rolf Benirschke of San Diego, 1/16/83

TWO POINT CONVERSION

By Dolphins – Stanley Pritchett run vs. Buffalo, 1/2/99

By Opponents – Ken Dilger pass from Peyton Manning of Indianapolis, 12/30/00

HONORS

ALL-NFL (FIRST TEAM)

- Will Allen (cornerback)** – SI 2007.
Dick Anderson (safety) – AP 1972-73; Writers 1972-73; NEA 1972-74; PFW 1973.
Bob Baumhower (defensive tackle) – SN 1981; AP 1983; PFW 1983.
Doug Betters (defensive end) – AP 1983; NEA 1983; SN 1983; Writers 1983; PFW 1983.
Larry Csonka (fullback) – AP 1971, 1973; PFW 1972-73; Writers 1971.
Mark Dixon (guard) – SI 2000.
Bob Griese (quarterback) – AP 1971, 1977; Writers 1971, 1977; NEA 1971; PFW 1971, 1977.
Duriel Harris (kick returner) – PFW 1976.
Keith Jackson (tight end) – SN 1992.
Bob Kuechenberg (guard) – NEA 1975; AP 1978; PFW 1978.
Eric Laakso (tackle) – SN 1983.
● **Jim Langer (center)** – AP 1974-75, 1977; Writers 1974-77; NEA 1974-77; PFW 1974-77.
● **Larry Little (guard)** – Writers 1971-75, 1977; AP 1971-75; PFW 1971-73, 1975; NEA 1972-73.
Sam Madison (cornerback) – AP 1999-00; PFW 1999-00; SI 1999; SN 1999-00.
Olindo Mare (kicker) – AP 1999, PFW 1999, SN 1999.
Dan Marino (quarterback) – AP 1984-86; Writers 1984-86; NEA 1984; PFW 1984-86; SN 1984-86.
Nat Moore (wide receiver) – AP 1977; Writers 1977.
Earl Morrall (quarterback) – AP 1972.
Tony Nathan (kick returner) – AP 1979.
Ed Newman (guard) – NEA 1982; AP 1984; PFW 1984.
John Offerdahl (linebacker) – AP 1990; Writers 1990; PFW 1990; SN 1990; NEA 1990.
Fuad Reveiz (kicker) – PFW 1985.
Reggie Roby (punter) – AP 1984; Writers 1984; NEA 1984; PFW 1984-85; SN 1984.
Jake Scott (safety) – Writers 1973; AP 1973-74; PFW 1972, 1974.
Bill Stanfill (defensive end) – AP 1972; Writers 1973; NEA 1973.
* **Dwight Stephenson (center)** – Writers 1983-87; NEA 1983-86; PFW 1983-87; AP 1984-87; SN 1984-86.
Pete Stoyanovich (kicker) – NEA 1991; AP 1992; SN 1992.
Patrick Surtain (cornerback) – AP 2002; FD 2002; PFW 2002; SI 2000; SN 2002-03.
Jason Taylor (defensive end) – AP 2000, 2002, 2006; FD 2002; PFW 2000, 2002, 2006; SI 2002, 2006; SN 2000, 2002, 2006.
Zach Thomas (linebacker) – AP 1998-99, 2002-03, 2006; SI 2003, 2005.
Fulton Walker (kick returner) – Writers 1983; PFW 1983; SN 1983.
Paul Warfield (wide receiver) – AP 1971, 1973; NEA 1971-72; Writers 1971; PFW 1971.
Richmond Webb (tackle) – AP 1992, 1994; SN 1992, 1994; PFW 1994; Writers 1994.
● **Garo Yepremian (kicker)** – Writers 1971, 1973; AP 1971, 1973; PFW 1971, 1973; NEA 1973.
Delvin Williams (running back) – AP 1978.
Ricky Williams (running back) – AP 2002; FD 2002; PFW 2002; SN 2002.

● All-NFL of the 1970s selected by Hall of Fame.

* All-NFL of the 1980s selected by Hall of Fame.

ALL-NFL (SECOND TEAM)†

- Dick Anderson (safety)** – Writers 1973.
Trace Armstrong (defensive end) – AP 2000.
Bob Baumhower (defensive tackle) – AP 1979, 1981-82, 1984; NEA 1981-82.
Nick Buoniconti (linebacker) – AP 1972; Writers 1972; PFW 1973.
Mark Clayton (wide receiver) – AP 1984.
Larry Csonka (fullback) – AP 1972; Writers 1972; NEA 1973.
Manny Fernandez (defensive tackle) – NEA 1973.
Tim Foley (safety) – NEA 1979.
Irving Fryar (wide receiver) – AP 1994.
Keith Jackson (tight end) – AP 1992.
Bob Kuechenberg (guard) – Writers 1975; NEA 1977-78.
Jim Langer (center) – PFW 1973; AP 1976; NEA 1978.
Larry Little (guard) – NEA 1975, 1978; AP 1977-78.
Sam Madison (cornerback) – AP 1998; AP 2001.
Dan Marino (quarterback) – AP 1983, 1994-95; NEA 1985-86, 1992.
Earl Morrall (quarterback) – NEA 1972.
Ed Newman (guard) – AP 1981-83; NEA 1981, 1983.
John Offerdahl (linebacker) – AP 1986.
Louis Oliver (safety) – AP 1992.
* **Reggie Roby (punter)** – NEA 1985, 1991; AP 1991.

Jake Scott (safety) – Writers 1972, 1975; AP 1972; NEA 1972-73.
Keith Sims (guard) – AP 1994.
Bill Stanfill (defensive end) – Writers 1974; NEA 1974; PFW 1973.
Dwight Stephenson (center) – AP 1983.
Pete Stoyanovich (kicker) – AP 1990; NEA 1992.
Patrick Surtain (cornerback) – AP 2003.
Jason Taylor (defensive end) – AP 2001.
Zach Thomas (linebacker) – AP 2001, 2005; FD 2003.
Uwe von Schamann (kicker) – AP 1982.
Paul Warfield (wide receiver) – AP 1972; Writers 1973; NEA 1973; PFW 1973.
Richmond Webb (tackle) – AP 1993, 1995.
Delvin Williams (running back) – NEA 1978.

† Writers discontinued Second Team in 1976

* All-NFL of the 1980s selected by Hall of Fame

ALL-AFC SELECTIONS*

Dick Anderson (safety) – AP 1972-73; UPI 1972-73; SN 1972-74; PFW 1973.
Trace Armstrong (defensive end) – PFW 2000.
Bob Baumhower (defensive tackle) – SN 1979; PFW 1979, 1981, 1983; UPI 1981-83.
Doug Betters (defensive end) – UPI 1983; PFW 1983.
Nick Buoniconti (linebacker) – AP 1972.
Mark Clayton (wide receiver) – PFW 1984; UPI 1985.
Bryan Cox (linebacker) – UPI 1992; FN 1992.
Larry Csonka (fullback) – PFW 1970, 1973; AP 1972-73; UPI 1971-73; SN 1971-73.
Vern Den Herder (defensive end) – AP 1972.
A.J. Duhe (linebacker) – UPI 1981.
Mark Duper (wide receiver) – UPI 1984.
Norm Evans (tackle) – AP 1973; SN 1974.
Manny Fernandez (defensive tackle) – SN 1971.
Roy Foster (guard) – UPI 1985-86; PFW 1986.
Irving Fryar (wide receiver) – UPI 1994.
Bob Griese (quarterback) – SN 1970-71, 1973; AP 1971; UPI 1971, 1977; PFW 1971, 1977.
Duriel Harris (kick returner) – PFW 1976.
Larry Izzo (special teamer) – PFW 2000.
Keith Jackson (tight end) – UPI 1992.
Bob Kuechenberg (guard) – PFW 1974, 1978; SN 1975, 1978 (tackle).
Jim Langer (center) – PFW 1973-77; AP 1974-76; UPI 1973-77; SN 1973-77.
Larry Little (guard) – AP 1971-75; UPI 1971-75; SN 1971-74; PFW 1971, 1973, 1975.
Sam Madison (cornerback) – FN 1998-99; PFW 1999-01.
Olindo Mare (kicker) – PFW 1999.
Dan Marino (quarterback) – UPI 1983-86, 1992, 1994; FN 1992, 1994; PFW 1983-86.
Brock Marion (safety) – PFW 2000.
Nat Moore (wide receiver) – PFW 1977; SN 1977; UPI 1977.
Earl Morrall (quarterback) – AP 1972; SN 1972.
Tony Nathan (punt returner) – SN 1979.
Ed Newman (guard) – UPI 1982-84; PFW 1984.
John Offerdahl (linebacker) – UPI 1986, 1988, 1990; PFW 1986; FN 1990.
Adewale Ogunleye (defensive end) – PFW 2003.
Louis Oliver (safety) – UPI 1992.
Reggie Roby (punter) – UPI 1984-85, 1991; PFW 1984-85, 1987; FN 1991.
Jake Scott (safety) – FN 1970; AP 1971-75; UPI 1971-73, 1975; SN 1972-73, 1975; PFW 1974.
Keith Sims (guard) – UPI 1994; FN 1994.
Bill Stanfill (defensive end) – UPI 1971-74; AP 1972-74; SN 1972-74; PFW 1973.
Dwight Stephenson (center) – UPI 1983-87; PFW 1983-87; FN 1983, 1986-87.
Pete Stoyanovich (kicker) – UPI 1992.
Patrick Surtain (cornerback) – PFW 2002-03; FD 2003.
Jason Taylor (defensive end) – PFW 2000, 2002, 2006; FN 2000.
Zach Thomas (linebacker) – PFW 2002, 2006.
Matt Turk (punter) – FN 2001.
Fulton Walker (kick returner) – PFW 1983.
Paul Warfield (wide receiver) – AP 1971-73; UPI 1971, 1973; SN 1970-73; PFW 1971, 1973-74.
Richmond Webb (tackle) – UPI 1992-95; FN 1992-94.
Delvin Williams (running back) – UPI 1978; SN 1978; PFW 1978.
Ricky Williams (running back) – PFW 2002.
Garo Yepremian (kicker) – PFW 1971, 1973; SN 1971, 1973; AP 1973.

*Only UPI, PFW and FN continue to choose All-AFC

KEY TO AWARDS

AP – Associated Press; UPI – United Press International; NEA – Newspaper Enterprise Association; SN – Sporting News;
 PFW – Pro Football Weekly; Writers – Pro Football Writers; FN – Football News; FD – Football Digest; SI – Sports Illustrated.

PRO BOWL SELECTIONS

(Starters Capitalized)

- 1970 – RB Larry Csonka, QB Bob Griese, WR Paul Warfield.
 1971 – RB LARRY CSONKA, QB BOB GRIESE, G Larry Little, RB Mercury Morris, S Jake Scott (dnp), DE Bill Stanfill, WR PAUL WARFIELD.
 1972 – S Dick Anderson, LB Nick Buoniconti (dnp), RB Larry Csonka (dnp), T Norm Evans, G LARRY LITTLE, RB Mercury Morris, S JAKE SCOTT, DE Bill Stanfill (dnp), WR Paul Warfield (dnp).
 1973 – S DICK ANDERSON, LB Nick Buoniconti, RB Larry Csonka (dnp), QB Bob Griese, C JIM LANGER, G LARRY LITTLE, T Wayne Moore (dnp), RB Mercury Morris (dnp), S JAKE SCOTT, DE Bill Stanfill (dnp), WR Paul Warfield (dnp), K GARO YEPREMIAN.
 1974 – S DICK ANDERSON, RB Larry Csonka, T Norm Evans, QB Bob Griese, G Bob Kuechenberg, C JIM LANGER, G LARRY LITTLE, DE BILL STANFILL, S Jake Scott (dnp), WR Paul Warfield.
 1975 – G BOB KUECHENBERG, C JIM LANGER, S JAKE SCOTT.
 1976 – C JIM LANGER.
 1977 – QB BOB GRIESE, G Bob Kuechenberg, C JIM LANGER, WR NAT MOORE.
 1978 – QB Bob Griese, G Bob Kuechenberg, C Jim Langer, RB DELVIN WILLIAMS, K GARO YEPREMIAN.
 1979 – DT BOB BAUMHOWER, LB Kim Bokamper, S Tim Foley.
 1980 – NO SELECTIONS.
 1981 – DT BOB BAUMHOWER, G Ed Newman.
 1982 – DT Bob Baumhower, RB Andra Franklin, G Ed Newman (dnp), G Bob Kuechenberg¹.
 1983 – DT BOB BAUMHOWER, DE DOUG BETTERS, WR Mark Duper, G Bob Kuechenberg², QB DAN MARINO (dnp), G ED NEWMAN, C DWIGHT STEPHENSON.
 1984 – DT Bob Baumhower (dnp), WR Mark Clayton, LB A.J. Duhe, WR MARK DUPER, QB DAN MARINO, G ED NEWMAN, P REGGIE ROBY, C DWIGHT STEPHENSON.
 1985 – WR Mark Clayton, G Roy Foster, QB DAN MARINO (dnp), C DWIGHT STEPHENSON.
 1986 – WR Mark Clayton³, WR Mark Duper (dnp), G Roy Foster, QB DAN MARINO (dnp), LB JOHN OFFERDAHL, C DWIGHT STEPHENSON (dnp).
 1987 – QB Dan Marino (dnp), LB John Offerdahl, C Dwight Stephenson (dnp).
 1988 – WR Mark Clayton, LB JOHN OFFERDAHL (dnp), NT Brian Sochia⁴.
 1989 – TE Ferrell Edmunds, LB JOHN OFFERDAHL, P REGGIE ROBY.
 1990 – DE Jeff Cross, TE Ferrell Edmunds, LB JOHN OFFERDAHL, T Richmond Webb.
 1991 – WR MARK CLAYTON, QB Dan Marino (dnp), T Richmond Webb.
 1992 – LB BRYAN COX, TE KEITH JACKSON (dnp), QB DAN MARINO, T RICHMOND WEBB.
 1993 – FB Keith Byars, WR Irving Fryar⁵, TE Keith Jackson (dnp), G Keith Sims, T RICHMOND WEBB.
 1994 – LB Bryan Cox, WR Irving Fryar, QB DAN MARINO (dnp), G KEITH SIMS, T RICHMOND WEBB.
 1995 – LB Bryan Cox, QB DAN MARINO (dnp), G KEITH SIMS, T RICHMOND WEBB.
 1996 – T Richmond Webb.
 1997 – NO SELECTIONS.
 1998 – DT TIM BOWENS (dnp).
 1999 – CB SAM MADISON, K OLINDO MARE, LB ZACH THOMAS⁶.
 2000 – DE TRACE ARMSTRONG, ST Larry Izzo, CB SAM MADISON, S Brock Marion, C Tim Ruddy⁷, DE JASON TAYLOR, LB Zach Thomas⁸.
 2001 – CB SAM MADISON (dnp), LB Zach Thomas (dnp).
 2002 – DT Tim Bowens, CB Sam Madison⁹, S Brock Marion, CB PATRICK SURTAIN (dnp), DE JASON TAYLOR, LB ZACH THOMAS, RB RICKY WILLIAMS¹⁰.
 2003 – DE ADEWALE OGUNLEYE, S BROCK MARION, CB PATRICK SURTAIN, LB ZACH THOMAS.
 2004 – DE JASON TAYLOR¹¹, CB Patrick Surtain (dnp)¹².
 2005 – WR Chris Chambers, DE JASON TAYLOR (dnp), LB Zach Thomas (dnp).
 2006 – DE JASON TAYLOR, LB ZACH THOMAS¹³.
 2007 – DE Jason Taylor (dnp).

¹ Replaced injured Ed Newman, ² Replaced injured John Hannah, ³ Replaced injured Mark Duper, ⁴ Replaced injured Tim Krumrie, ⁵ Replaced injured Webster Slaughter, ⁶ Replaced Ray Lewis as starter, ⁷ Replaced injured Tom Nalen, ⁸ Selected as need player, ⁹ Replaced injured Patrick Surtain, ¹⁰ Replaced Priest Holmes as starter, ¹¹ Replaced John Abraham as starter, ¹² Replaced injured Chris McAllister, ¹³ Replaced injured Al Wilson as starter.

DON SHULA LEADERSHIP AWARD

- | | |
|-------------------------|---------------------------|
| 1989 – WR/RB Jim Jensen | 1999 – LB Zach Thomas |
| 1990 – LB Hugh Green | 2000 – LB Derrick Rodgers |
| 1991 – LB Cliff Odom | 2001 – LB Derrick Rodgers |
| 1992 – LB Bryan Cox | 2002 – DE Jason Taylor |
| 1993 – CB Troy Vincent | 2003 – LB Junior Seau |
| 1994 – WR Irving Fryar | 2004 – LB Junior Seau |
| 1995 – QB Dan Marino | 2005 – LB Zach Thomas |
| 1996 – WR Fred Barnett | 2006 – DE Jason Taylor |
| 1997 – QB Dan Marino | 2007 – DE Jason Taylor |
| 1998 – LB Zach Thomas | |

NAT MOORE COMMUNITY SERVICE AWARD

1987 – CB Don McNeal	1999 – CB Terrell Buckley, CB Ray Hill, S Calvin Jackson, CB Greg Jeffries, CB Sam Madison
1988 – K Fuad Reveiz	S Brock Marion, CB Patrick Surtain, CB Jerry Wilson, S Shawn Wooden
1989 – LB John Offerdahl	2000 – DE Trace Armstrong, DE Jason Taylor, LB Zach Thomas
1990 – LB John Offerdahl	2001 – LB Twan Russell
1991 – FB Tony Paige	2002 – LB Tommy Hendricks
1992 – S Liffort Hobley	2003 – S Shawn Wooden
1993 – LB John Offerdahl	2004 – CB Sam Madison
1994 – LB Bryan Cox	2005 – WR Wes Welker
1995 – LB Bryan Cox	2006 – S Renaldo Hill
1996 – QB Dan Marino	2007 – T Vernon Carey, TE Justin Peelle
1997 – S Shawn Wooden	
1998 – QB Dan Marino	

WINNING EDGE AWARD

2005 – President Eddie Jones

ED BLOCK COURAGE AWARD

(Dolphins recipient)

1984 – WR Nat Moore	1996 – RB Bernie Parmalee
1985 – RB Woody Bennett	1997 – WR O.J. McDuffie
1986 – LB Charles Bowser	1998 – LB Larry Izzo
1987 – T Jon Giesler	President Eddie Jones
1988 – S Glenn Blackwood	1999 – LB O.J. Brigance
1989 – CB Don McNeal	2000 – DT Daryl Gardener
Special Teams Coach Mike Westhoff	2001 – LB Scott Galyon
1990 – S Liffort Hobley	2002 – RB Robert Edwards
1991 – RB Sammie Smith	2003 – G Jamie Nails
1992 – LB John Grimsley	2004 – DE David Bowens
1993 – LB John Offerdahl	2005 – S Jeremiah Bell
1994 – CB Troy Vincent	2006 – LB Zach Thomas
1995 – QB Dan Marino	2007 – CB André Goodman

COACH OF THE YEAR

NFL

1970 – Don Shula, SN, PFW
1971 – Don Shula, FN
1972 – Don Shula, SN, PFW, FN

AFC

1971 – Don Shula, AP, UPI, PFW
1972 – Don Shula, PFW
1993 – Don Shula, FN

NFL MAN OF THE YEAR

1971 – Joe Robbie, FN	1998 – Dan Marino, NFL
1982 – Don Shula, FN	2007 – Jason Taylor, NFL
1985 – Dwight Stephenson, NFL	

BERT BELL AWARD

(NFL MVP as awarded by Maxwell Club)

1977 – QB Bob Griese	1984 – QB Dan Marino
----------------------	----------------------

NFL DEFENSIVE PLAYER OF THE YEAR

(selected by AP)

1973 – S Dick Anderson	2006 – DE Jason Taylor
1983 – DE Doug Betters	

ROOKIE OF THE YEAR

1977 – LB A.J. Duhe, AP, PFW (NFL Defensive), UPI, SN (AFC)
1983 – QB Dan Marino, SN
1986 – LB John Offerdahl, Old Spice NFL, PFW (NFL Defensive, co-winner)
1987 – RB Troy Stradford, AP, NFL Films (Offensive), PFW (NFL Offensive)
1990 – T Richmond Webb, UPI (AFC), PFW, SN
1992 – DE Marco Coleman, FN (NFL Defensive)
1994 – DT Tim Bowens, AP (NFL Defensive), PFW (NFL Defensive)
1996 – LB Zach Thomas, Mackey Award (AFC Defensive)
1997 – LB Derrick Rodgers, Sports Illustrated (NFL Defensive)
2001 – WR Chris Chambers, FN, FD (NFL Offensive)

COMEBACK PLAYER OF THE YEAR

2002 – RB Robert Edwards, SI

SUPER BOWL MVP

(selected by Sport Magazine)

1972 – S Jake Scott (Super Bowl VII) ● 1973 – FB Larry Csonka (Super Bowl VIII)
● All-Time Silver Anniversary Super Bowl Team

PRO BOWL MVP

1974 – K Garo Yepremian

2003 – RB Ricky Williams

NFL ALUMNI ASSOCIATION AWARDS

1984 – Dan Marino, NFL Quarterback of the Year
1985 – Dan Marino, NFL Quarterback of the Year
Dwight Stephenson, NFL Offensive Lineman of the Year
1986 – Dan Marino, NFL Quarterback of the Year
1998 – Zach Thomas, NFL Linebacker of the Year
1999 – Sam Madison, NFL Defensive Back of the Year
Olindo Mare, NFL Special Teams Player of the Year
2002 – Patrick Surtain, NFL Defensive Back of the Year
Jason Taylor, NFL Pass Rusher of the Year
2005 – Jason Taylor, NFL Defensive Lineman of the Year
2006 – Jason Taylor, NFL Defensive Lineman of the Year
Zach Thomas, NFL Linebacker of the Year

NFL PLAYERS ASSOCIATION AWARDS

1970 – Larry Little, AFC Offensive Lineman of the Year
1971 – Bob Griese, AFC Quarterback of the Year
Larry Little, AFC Offensive Lineman of the Year
Mercury Morris, AFC Kick Returner of the Year
Garo Yepremian, AFC Kicker of the Year
1972 – Larry Little, AFC Offensive Lineman of the Year
Earl Morrall, AFC Quarterback of the Year
1977 – A.J. Duhe, AFC Defensive Rookie of the Year
Leroy Harris, AFC Offensive Rookie of the Year
1983 – Doug Betters, AFC Defensive Lineman of the Year
Dwight Stephenson, AFC Offensive Lineman of the Year
1984 – Dan Marino, AFC Most Valuable Player
Dwight Stephenson, AFC Offensive Lineman of the Year
1985 – Dwight Stephenson, AFC Offensive Lineman of the Year
1986 – Dan Marino, AFC Most Valuable Player
Dwight Stephenson, AFC Offensive Lineman of the Year
1987 – Dwight Stephenson, AFC Offensive Lineman of the Year
Troy Stradford, AFC Offensive Rookie of the Year
1992 – Richmond Webb, AFC Offensive Lineman of the Year
Marco Coleman, AFC Defensive Rookie of the Year
1993 – Richmond Webb, AFC Co-Offensive Lineman of the Year
1994 – Dan Marino, AFC Most Valuable Player; AFC Comeback Player of the Year
Richmond Webb, AFC Offensive Lineman of the Year
1996 – Zach Thomas, AFC Defensive Rookie of the Year

DOLPHINS IN FLORIDA SPORTS HALL OF FAME

LB Nick Buoniconti, 1969-76
RB Rick Casares, 1966
FB Larry Csonka, 1968-74, 1979
QB Bob Griese, 1967-80
Owner Wayne Huizenga, 1990-06
Head Coach Jimmy Johnson, 1996-99
G Larry Little, 1969-80
QB Dan Marino, 1983-99

QB George Mira, 1971
WR Nat Moore, 1974-86
President Joe Robbie, 1966-89
Head Coach Don Shula, 1970-95
WR Freddie Solomon, 1975-77
WR Paul Warfield, 1970-74
K Garo Yepremian, 1970-78

AFL ALL-STAR GAME

(1966-69)

1966 – DE Ed Cooke, LB Tom Erlandson, CB Jimmy Warren, S Willie West
1967 – LB John Bramlett, WR Jack Clancy, QB Bob Griese, CB Dick Westmoreland
1968 – QB Bob Griese, RB Jim Kiick, WR Karl Noonan
1969 – George Wilson (coach), LB Nick Buoniconti, C Tom Goode, RB Jim Kiick, G Larry Little, DE Bill Stanfill

COLLEGE ALL-STAR GAME, CHICAGO

1966 – LB Frank Emanuel, Tennessee
1967 – WR Jack Clancy, Michigan; QB Bob Griese, Purdue; T Jim Riley, Oklahoma
1968 – TE Jim Cox, Miami (Fla.); RB Larry Csonka, Syracuse (MVP); RB Jim Kiick, Wyoming
1969 – DT Bob Heinz, Pacific; DE Bill Stanfill, Georgia
1970 – none selected
1971 – CB Ron Dickerson, Kansas State
1972 – DT Mike Kadish, Notre Dame
1973 – Dolphins 14, All-Stars 3
1974 – DE Don Reese, Jackson State; RB Benny Malone, Arizona State; CB Jeris White, Hawaii;
Game cancelled during players' strike
1975 – T Darryl Carlton, Tampa; QB/WR Freddie Solomon, Tampa; RB Stan Winfrey, Arkansas State
1976 – LB Kim Bokamper, San Jose State; LB Larry Gordon, Arizona State; WR Duriel Harris, New Mexico State

THIRD DOWN AWARD

(most valuable, NEA, voted by players)

1966 – S Willie West	1973 – LB Nick Buoniconti
1967 – C Tom Goode	1974 – QB Bob Griese
1968 – QB Bob Griese	1975 – QB Bob Griese
1969 – LB Nick Buoniconti	1976 – WR Nat Moore
1970 – WR Paul Warfield	1977 – WR Nat Moore
1971 – FB Larry Csonka	1978 – RB Delvin Williams
1972 – FB Larry Csonka	1979 – DE Vern Den Herder

(Discontinued in 1980)

NFL'S UNSUNG PLAYER

1973 – DE Manny Fernandez

DOLPHIN HONOR ROLL

Sept. 16, 1990 – Founder Joe Robbie (1966-89)
Nov. 19, 1990 – FB Larry Csonka (1968-74, 1979)
Nov. 19, 1990 – QB Bob Griese (1967-80)
Nov. 19, 1990 – C Jim Langer (1970-79)
Nov. 19, 1990 – WR Paul Warfield (1970-74)
Nov. 18, 1991 – LB Nick Buoniconti (1969-76)
Nov. 16, 1992 – 1972 Undefeated Team
Dec. 13, 1993 – G Larry Little (1969-80)
Dec. 12, 1994 – C Dwight Stephenson (1980-87)
Dec. 11, 1995 – G Bob Kuechenberg (1970-84)
Nov. 25, 1996 – Head Coach Don Shula (1970-95)
Dec. 5, 1999 – WR Nat Moore (1974-86)
Sept. 17, 2000 – QB Dan Marino (1983-99)
Dec. 15, 2003 – WR Mark Clayton (1983-92) and Mark Duper (1982-92)
Dec. 3, 2006 – S Dick Anderson (1968-77)
Dec. 25, 2006 – T Richmond Webb (1990-2000)

SILVER ANNIVERSARY TEAM

(selected by fans)

QB Bob Griese (1967-80)	DE Vern Den Herder (1971-81)
RB Mercury Morris (1969-75)	DE Doug Betters (1978-87)
FB Larry Csonka (1968-74, 1979)	NT Manny Fernandez (1968-75)
WR Paul Warfield (1970-74)	LB Bob Brudzinski (1981-89)
WR Mark Clayton (1983-92)	LB Larry Gordon (1976-82)
TE Bruce Hardy (1978-89)	LB John Offerdahl (1986-93)

G	Bob Kuechenberg (1970-84)	LB	Nick Buoniconti (1969-76)
G	Larry Little (1969-80)	CB	Tim Foley (1970-80)
T	Norm Evans (1966-75)	CB	Don McNeal (1980-89)
T	Jon Giesler (1979-88)	S	Dick Anderson (1968-77)
C	Dwight Stephenson (1980-87)	S	Jake Scott (1970-75)
K	Garop Yepremian (1970-78)	P	Reggie Roby (1983-92)

(Greatest Game - San Diego 41 at Miami 38 (OT) on Jan. 2, 1982)

SPORTS ILLUSTRATED SPORTSMAN OF THE YEAR

1993 – Head Coach Don Shula

PFWA GEORGE HALAS AWARD

2002 – RB Robert Edwards

PFWA “GOOD GUY” AWARD

(Dolphins Chapter)

2001 – LB Zach Thomas	2005 – DT Vonnie Holliday/RB Ricky Williams
2002 – T/G Mark Dixon	2006 – DE Kevin Carter
2003 – DT Larry Chester	2007 – CB André Goodman
2004 – DE David Bowers	

DOLPHINS ANNUAL PERFORMANCE AWARDS

(selected by South Florida media;
presented at annual awards dinner)

DAN MARINO MOST VALUABLE PLAYER

1966 – RB Joe Auer
 1967 – QB Bob Griese
 1968 – QB Bob Griese
 1969 – LB Nick Buoniconti
 1970 – QB Bob Griese, WR Paul Warfield
 1971 – QB Bob Griese
 1972 – QB Earl Morrall
 1973 – FB Larry Csonka
 1974 – QB Bob Griese
 1975 – C Jim Langer
 1976 – LB Steve Towle
 1977 – QB Bob Griese
 1978 – RB Delvin Williams
 1979 – FB Larry Csonka
 1980 – QB David Woodley
 1981 – RB Tony Nathan
 1982 – FB Andra Franklin
 1983 – QB Dan Marino
 1984 – QB Dan Marino
 1985 – QB Dan Marino
 1986 – QB Dan Marino
 1987 – QB Dan Marino
 1988 – QB Dan Marino
 1989 – QB Dan Marino
 1990 – QB Dan Marino
 1991 – QB Dan Marino
 1992 – QB Dan Marino
 1993 – FB Keith Byars
 1994 – QB Dan Marino
 1995 – QB Dan Marino
 1996 – LB Zach Thomas
 1997 – WR O.J. McDuffie
 1998 – WR O.J. McDuffie
 1999 – CB Sam Madison

2000 – DE Jason Taylor
 2001 – LB Zach Thomas
 2002 – DE Jason Taylor, RB Ricky Williams
 2003 – DE Adewale Ogunleye
 2004 – DE Jason Taylor
 2005 – WR Chris Chambers
 2006 – DE Jason Taylor
 2007 – Vacant

NEWCOMER OF THE YEAR

(1996-2003)

1996 – LB Zach Thomas
 1997 – DE Jason Taylor
 1998 – LB Robert Jones
 1999 – WR Tony Martin
 2000 – RB Lamar Smith
 2001 – WR Chris Chambers
 2002 – RB Ricky Williams
 2003 – T Wade Smith

OUTSTANDING OFFENSIVE BACK

(1966-95)

1966 – RB Joe Auer
 1967 – QB Bob Griese
 1968 – WR Karl Noonan
 1969 – RB Jim Kiick
 1970 – FB Larry Csonka, RB Jim Kiick
 1971 – FB Larry Csonka
 1972 – FB Larry Csonka
 1973 – FB Larry Csonka
 1974 – FB Larry Csonka
 1975 – FB Don Nottingham, FB Norm Bulaich
 1976 – QB Bob Griese
 1977 – QB Bob Griese
 1978 – RB Delvin Williams
 1979 – FB Larry Csonka
 1980 – QB David Woodley
 1981 – RB Tony Nathan
 1982 – FB Andra Franklin

1983 – QB Dan Marino
1984 – QB Dan Marino
1985 – QB Dan Marino
1986 – QB Dan Marino
1987 – QB Dan Marino
1988 – QB Dan Marino
1989 – QB Dan Marino
1990 – QB Dan Marino
1991 – RB Mark Higgs
1992 – QB Dan Marino
1993 – FB Keith Byars
1994 – QB Dan Marino
1995 – RB Bernie Parmalee

OUTSTANDING RECEIVER

(1971-95)

1971 – Paul Warfield
1972 – Paul Warfield
1973 – Paul Warfield
1974 – Nat Moore
1975 – Nat Moore
1976 – Nat Moore
1977 – Nat Moore
1978 – Nat Moore
1979 – Nat Moore
1980 – Duriel Harris
1981 – Duriel Harris
1982 – Duriel Harris
1983 – Mark Duper
1984 – Mark Clayton
1985 – Mark Clayton
1986 – Mark Duper
1987 – Mark Clayton
1988 – Mark Clayton
1989 – Mark Clayton
1990 – Mark Duper
1991 – Mark Clayton
1992 – Keith Jackson (TE)
1993 – Irving Fryar
1994 – Irving Fryar
1995 – O.J. McDuffie

OUTSTANDING OFFENSIVE LINEMAN

(1966-95)

1966 – C Tom Goode
1967 – T Norm Evans
1968 – T Norm Evans
1969 – C Tom Goode
1970 – G Larry Little
1971 – G Larry Little
1972 – G Larry Little
1973 – C Jim Langer
1974 – C Jim Langer
1975 – C Jim Langer
1976 – C Jim Langer
1977 – C Jim Langer
1978 – G Bob Kuechenberg
1979 – G Bob Kuechenberg
1980 – G Ed Newman
1981 – G Ed Newman
1982 – C Dwight Stephenson
1983 – C Dwight Stephenson
1984 – C Dwight Stephenson
1985 – C Dwight Stephenson
1986 – C Dwight Stephenson
1987 – C Dwight Stephenson

1988 – T Ronnie Lee
1989 – T Jeff Dellenbach
1990 – T Richmond Webb
1991 – T Richmond Webb
1992 – T Richmond Webb
1993 – T Richmond Webb
1994 – T Richmond Webb
1995 – T Richmond Webb

OUTSTANDING DEFENSIVE BACK

(1966-95)

1966 – S Willie West
1967 – CB Jimmy Warren
1968 – CB Jimmy Warren
1969 – to linebacker
1970 – to linebacker
1971 – S Jake Scott
1972 – S Dick Anderson
1973 – S Dick Anderson
1974 – CB Curtis Johnson
1975 – CB Curtis Johnson
1976 – S Charlie Babb
1977 – S Tim Foley
1978 – S Tim Foley
1979 – S Tim Foley
1980 – CB Don McNeal
1981 – S Glenn Blackwood
1982 – CB Don McNeal
1983 – CB William Judson
1984 – CB William Judson
1985 – CB William Judson
1986 – CB William Judson
1987 – CB Paul Lankford
1988 – S Jarvis Williams
1989 – S Jarvis Williams
1990 – S Jarvis Williams
1991 – S Louis Oliver
1992 – S Louis Oliver
1993 – CB Troy Vincent
1994 – CB Troy Vincent
1995 – CB Troy Vincent

OUTSTANDING LINEBACKER

(1969-95)

1969 – Ed Weisacosky
1970 – Nick Buoniconti
1971 – Nick Buoniconti
1972 – Nick Buoniconti
1973 – Nick Buoniconti
1974 – Nick Buoniconti
1975 – Bob Matheson
1976 – Steve Towle
1977 – Steve Towle
1978 – Larry Gordon
1979 – Larry Gordon
1980 – Kim Bokamper
1981 – Earnie Rhone
1982 – A.J. Duhe
1983 – Bob Brudzinski
1984 – Bob Brudzinski
1985 – Hugh Green
1986 – John Offerdahl
1987 – John Offerdahl
1988 – John Offerdahl
1989 – Barry Krauss
1990 – John Offerdahl
1991 – Bryan Cox
1992 – Bryan Cox

1993 – Bryan Cox
1994 – Bryan Cox
1995 – Bryan Cox

OUTSTANDING DEFENSIVE LINEMAN

(1966-95)

1966 – DE Ed Cooke
1967 – DT Ray Jacobs
1968 – DT Manny Fernandez
1969 – DT Manny Fernandez
1970 – DT Manny Fernandez
1971 – DT Manny Fernandez
1972 – DT Manny Fernandez
1973 – DT Manny Fernandez
1974 – DE Vern Den Herder
1975 – DE Vern Den Herder
1976 – DE Vern Den Herder
1977 – DE A.J.Duhe, DT Bob Baumhower
1978 – DE Vern Den Herder
1979 – DE Vern Den Herder
1980 – DT Bob Baumhower
1981 – DT Bob Baumhower
1982 – DT Bob Baumhower
1983 – DE Doug Betters
1984 – DE Doug Betters
1985 – DT Mike Charles
1986 – DE T.J. Turner
1987 – DE John Bosa
1988 – DT Brian Sochia
1989 – DE Jeff Cross
1990 – DE Jeff Cross
1991 – DE Jeff Cross
1992 – DE Marco Coleman
1993 – DE Jeff Cross
1994 – DT Tim Bowens
1995 – DE Marco Coleman

ROOKIE OF THE YEAR

(1966-95)

1966 – LB Frank Emanuel
1967 – WR Jack Clancy
1968 – RB Jim Kiick
1969 – DE Bill Stanfill
1970 – S Jake Scott
1971 – none
1972 – none
1973 – none
1974 – WR Nat Moore
1975 – LB Steve Towle
1976 – WR Duriel Harris
1977 – CB Norris Thomas
1978 – CB Gerald Small
1979 – K Uwe von Schamann
1980 – QB David Woodley
1981 – FB Andra Franklin
1982 – LB Charles Bowser
1983 – QB Dan Marino
1984 – LB Jay Brophy
1985 – K Fuad Reveiz
1986 – LB John Offerdahl
1987 – RB Troy Stradford
1988 – S Jarvis Williams
1989 – S Louis Oliver
1990 – T Richmond Webb
1991 – LB Bryan Cox

1992 – DE Marco Coleman
1993 – RB Terry Kirby
1994 – DT Tim Bowens
1995 – T Billy Milner

OUTSTANDING SPECIAL TEAMS PLAYER (WIOD)

(1972-95)

1972 – CB Lloyd Mumphord
1973 – LB Bruce Bannon
1974 – FB Don Nottingham
1975 – S Barry Hill
1976 – KR Freddie Solomon
1977 – G Ed Newman
1978 – CB Charles Cornelius, P George Roberts
1979 – RB Tony Nathan
1980 – S Don Bessillieu
1981 – RB Tom Vigorito
1982 – K Uwe von Schamann
1983 – CB Robert Sowell
1984 – P Reggie Roby
1985 – TE Bruce Hardy
1986 – CB Reyna Thompson
1987 – S Liffort Hobley
1988 – WR/RB Jim Jensen
1989 – K Pete Stoyanovich
1990 – CB Kerry Glenn
1991 – P Reggie Roby, K Pete Stoyanovich
1992 – K Pete Stoyanovich
1993 – WR O.J. McDuffie
1994 – CB Sean Hill
1995 – CB Sean Hill

TOMMY FITZGERALD AWARD

(outstanding rookie in training camp, 1969-94)

1969 – CB Lloyd Mumphord
1970 – LB Mike Kolen
1971 – WR Otto Stowe
1972 – S Charlie Babb
1973 – WR Bo Rather
1974 – WR Nat Moore
1975 – S Barry Hill
1976 – LB Larry Gordon
1977 – DE A.J. Duhe, DT Bob Baumhower
1978 – CB Gerald Small
1979 – K Uwe von Schamann
1980 – CB Don McNeal
1981 – RB Tom Vigorito
1982 – LB Charles Bowser
1983 – QB Dan Marino
1984 – RB Joe Carter
1985 – RB Lorenzo Hampton
1986 – LB John Offerdahl
1987 – RB Troy Stradford
1988 – S Jarvis Williams
1989 – C Jeff Uhlenhake
1990 – T Richmond Webb
1991 – LB Bryan Cox
1992 – DE Marco Coleman
1993 – RB Terry Kirby
1994 – DT Tim Bowens

PLAYERS OF THE WEEK AND MONTH

Offensive/Defensive Player of the Week (since 1984)
Special Teams Player of the Week (since 1993)
Offensive/Defensive Player of the Month (since 1988)

1984

Player of the Week (4)

QB Dan Marino (Week 1 at Washington) – Offense
QB Dan Marino (Week 5 at St. Louis) – Offense
QB Dan Marino (Week 14 vs. L.A. Raiders) – Offense
WR Mark Clayton (Week 16 vs. Dallas) – Offense

1985

Player of the Week (3)

QB Dan Marino (Week 4 at Denver) – Offense
QB Dan Marino (Week 14 at Green Bay) – Offense
S Glenn Blackwood (Week 15 vs. Buffalo) – Defense

1986

Player of the Week (2)

LB John Offerdahl (Week 8 at Indianapolis) – Defense
QB Dan Marino (Week 15 at L.A. Rams) – Offense

Player of the Month (1)

QB Dan Marino (November) – Offense

1987

Player of the Week (2)

RB Troy Stradford (Week 11 at Dallas) – Offense
WR Mark Duper (Week 15 vs. Washington) – Offense

1988

Player of the Week (3)

LB Mark Brown (Week 5 vs. Minnesota) – Defense
QB Dan Marino (Week 7 vs. San Diego) – Offense
QB Dan Marino (Week 15 vs. Cleveland) – Offense

Player of the Month (1)

QB Dan Marino (October) – Offense

1989

Player of the Week (3)

QB Dan Marino (Week 2 at New England) – Offense
S Louis Oliver (Week 5 vs. Cleveland) – Defense
QB Dan Marino (Week 10 at N.Y. Jets) – Offense

1990

Player of the Week (3)

RB Sammie Smith (Week 1 at New England) – Offense
QB Dan Marino (Week 14 vs. Philadelphia) – Offense
QB Dan Marino (AFC First-Round Playoff Game vs. Kansas City) – Offense (NFL)

Player of the Month (1)

LB John Offerdahl & DE Jeff Cross (October) – Defense

1991

Player of the Week (1)

QB Dan Marino (Week 15 vs. Cincinnati) – Offense

1992

Player of the Week (3)

LB Bryan Cox (Week 4 at Seattle) – Defense
S Louis Oliver (Week 5 at Buffalo) – Defense
CB Troy Vincent (AFC Divisional Playoff Game vs. San Diego) – Defense (NFL)

Player of the Month (1)

LB Bryan Cox (September) – Defense

1993

Player of the Week (4)

QB Dan Marino (Week 4 at Buffalo) – Offense
QB Scott Mitchell (Week 6 at Cleveland) – Offense
QB Scott Mitchell (Week 9 vs. Kansas City) – Offense
P Dale Hatcher (Week 12 vs. New England) – Special Teams

Player of the Month (1)

QB Scott Mitchell (October) – Offense

1994

Player of the Week (5)

QB Dan Marino (Week 1 vs. New England) – Offense
K Pete Stoyanovich (Week 9 at New England) – Special Teams
WR Mark Ingram (Week 13 at N.Y. Jets) – Offense
RB Bernie Parmalee (Week 15 vs. Kansas City) – Offense
QB Dan Marino (AFC First-Round Playoff Game vs. Kansas City) – Offense (NFL)

1995

Player of the Week (2)

QB Dan Marino (Week 14 vs. Atlanta) – Offense
CB Terrell Buckley (Week 17 at St. Louis) – Defense

1996

Player of the Week (2)

RB Karim Abdul-Jabbar (Week 1 vs. New England) – Offense
K Joe Nedney (Week 16 vs. Buffalo) – Special Teams

Rookie of the Month (1)

LB Zach Thomas (October) – Defense

1997

Player of the Week (3)

S Shawn Wooden (Week 1 vs. Indianapolis) – Defense
LB Derrick Rodgers (Week 7 at N.Y. Jets) – Defense
CB Terrell Buckley (Week 15 vs. Detroit) – Defense

1998

Player of the Week (2)

LB Robert Jones (Week 11 at Carolina) – Defense
QB Dan Marino (Week 16 vs. Denver) – Offense

Player of the Month (2)

LB Zach Thomas (September) – Defense
LB Robert Jones (December) – Defense

1999

Player of the Week (9)

QB Dan Marino (Week 1 at Denver) – Offense
CB Sam Madison (Week 2 vs. Arizona) – Defense
QB Dan Marino (Week 5 at Indianapolis) – Offense
CB Sam Madison (Week 6 at New England) – Defense
K Olindo Mare (Week 6 at New England) – Special Teams
PR Nate Jacquet (Week 8 at Oakland) – Special Teams
CB Sam Madison (Week 9 vs. Tennessee) – Defense
K Olindo Mare (Week 15 vs. San Diego) – Special Teams
DE Trace Armstrong (AFC First-Round Playoff Game vs. Seattle) – Defense (NFL)

Player of the Month (1)

K Olindo Mare (October) – Special Teams

2000		
Player of the Week (4)		
RB Lamar Smith (Week 1 vs. Seattle) – Offense		
S Brian Walker (Week 11 at San Diego) – Defense		
RB Lamar Smith (AFC First-Round Playoff Game vs. Indianapolis) – Offense (NFL)		
P Matt Turk (AFC First-Round Playoff Game vs. Indianapolis) – Special Teams (NFL)		
Rookie of the Month (1)		
T Todd Wade (October) – Offense		
2001		
Player of the Week (5)		
LB Zach Thomas (Week 1 at Tennessee) – Defense		
P Matt Turk (Week 4 vs. New England) – Special Teams		
P Matt Turk (Week 12 vs. Denver) – Special Teams		
S Brock Marion (Week 13 vs. Indianapolis) – Defense		
LB Zach Thomas (Week 16 vs. Atlanta) – Defense		
Player of the Month (1)		
S Brock Marion (December) – Defense		
Rookie of the Month (1)		
WR Chris Chambers (November) – Offense		
2002		
Player of the Week (5)		
DE Jason Taylor (Week 6 at Denver) – Defense		
DE Adewale Ogunleye (Week 11 vs. Baltimore) – Defense		
RB Ricky Williams (Week 12 vs. San Diego) – Offense		
RB Ricky Williams (Week 14 vs. Chicago) – Offense		
DE Jason Taylor (Week 15 vs. Oakland) – Defense		

Player of the Month (2)		
DE Jason Taylor (October) – Defense		
DE Jason Taylor (November) – Defense		
2003		
Player of the Week (3)		
DE Adewale Ogunleye (Week 3 vs. Buffalo) – Defense		
DE Jason Taylor (Week 12 vs. Washington) – Defense		
QB Jay Fiedler (Week 13 at Dallas) – Offense		
Player of the Month (1)		
CB Patrick Surtain (October) – Defense		
2004		
Player of the Week (2)		
Wes Welker (Week 5 at New England) – Special Teams		
DE Jason Taylor (Week 12 at San Francisco) – Defense		
2005		
Player of the Week (4)		
S Lance Schulters (Week 3 vs. Carolina) – Defense		
DE Jason Taylor (Week 12 at Oakland) – Defense		
WR Chris Chambers (Week 13 vs. Buffalo) – Offense		
LB Zach Thomas (Week 14 at San Diego) – Defense		
2006		
Player of the Week (2)		
DE Jason Taylor (Week 9 at Chicago) – Defense		
DE Jason Taylor (Week 11 vs. Minnesota) – Defense		
Player of the Month (1)		
DE Jason Taylor (November) – Defense		
2007		
Player of the Week (1)		
QB Cleo Lemon (Week 15 vs. Baltimore) – Offense		

LEAGUE LEADERS

INDIVIDUAL		
POINTS		
Year	Player	Total
1971	Garo Yepremian	117
1992	Pete Stoyanovich	124
TOTAL TOUCHDOWNS		
Year	Player	Total
1984	Mark Clayton	18
	(tied, Marcus Allen of L.A. Raiders)	
1997	Karim Abdul-Jabbar	16
RUSHING TOUCHDOWNS		
Year	Player	Total
1972	Mercury Morris.....	12
1997	Karim Abdul-Jabbar	15
	(tied, Terrell Davis of Denver)	
RECEIVING TOUCHDOWNS		
Year	Player	Total
1971	Paul Warfield	11
1977	Nat Moore	12
1984	Mark Clayton	18
1988	Mark Clayton	14

FIELD GOALS		
Year	Player	Total
1991	Pete Stoyanovich	31
	(tied, Chip Lohmiller of Washington)	
1992	Pete Stoyanovich	30
	(tied, Chip Lohmiller of Washington)	
1999	Olindo Mare	39*
RUSHING		
Year	Player	Total
2002	Ricky Williams	1,853
QUARTERBACK RATING		
Year	Player	Total
1977	Bob Griese.....	88.0
1984	Dan Marino	108.9
PASSING YARDS		
Year	Player	Total
1984	Dan Marino	5,084*
1985	Dan Marino	4,137
1986	Dan Marino	4,746
1988	Dan Marino	4,434
1992	Dan Marino	4,116
TOUCHDOWN PASSES		
Year	Player	Total
1977	Bob Griese.....	22

1984	Dan Marino	48
1985	Dan Marino	30
1986	Dan Marino	44

PASS COMPLETIONS

Year	Player	Total
1984	Dan Marino	362
1985	Dan Marino	336
1986	Dan Marino	378
1988	Dan Marino	354
1992	Dan Marino	330

PASS ATTEMPTS

Year	Player	Total
1984	Dan Marino	564
1986	Dan Marino	623
1988	Dan Marino	606
1992	Dan Marino	554

RECEPTIONS

Year	Player	Total
1998	O.J. McDuffie	90

GROSS PUNTING

Year	Player	Avg.
1991	Reggie Roby	45.7
1996	John Kidd	46.3

NET PUNTING

Year	Player	Avg.
2005	Donnie Jones	39.3

INTERCEPTIONS

Year	Player	Total
1967	Dick Westmoreland	10
1973	Dick Anderson	8
1999	Sam Madison	7
	(tied, four others)	

KICKOFF RETURNS

Year	Player	Total
1976	Duriel Harris	32.9
1983	Fulton Walker	26.7

SACKS

Year	Player	Total
2002	Jason Taylor	18.5

TEAM

MOST POINTS SCORED

Year	Total
1972	385
1984	513
1986	430

FEWEST POINTS ALLOWED

Year	Total
1972	171
1973	150
1983	250
1998	265

MOST TOTAL YARDS

Year	Total
1972	5036
1984	6936*
1994	6078

FEWEST TOTAL YARDS ALLOWED

Year	Total
1972	2312
1983	3297

MOST RUSHING YARDS

Year	Total
1971	2429
1972	2960

MOST PASSING YARDS

Year	Total
1984	5018*
1986	4779
1987	3876
1988	4516
1993	4353

FEWEST PASSING YARDS ALLOWED

Year	Total
1972	1290
1982	1027
2001	2829

*NFL record

1984 DOLPHINS OFFENSE IS BEST IN NFL

In the 1984 season, the Dolphins established a number of NFL season records, including most yards gained (6,936), most yards gained by passing (5,018), most first downs (387), most touchdowns (70), most passing touchdowns (49) and most PATs (66). Four of the six marks still stand as NFL records. The only exceptions are yards gained passing, which was eclipsed by the 2000 St. Louis Rams (5,232), and passing touchdowns, which was surpassed by the 2004 Indianapolis Colts (51).


YOUNG GUNS

When John Beck opened at quarterback for the Dolphins on November 18 of last year at Philadelphia, he became the sixth Dolphins quarterback to make his NFL starting debut as a rookie. He joined Rick Norton (vs. Jets, 9/9/66), John Stofa (vs. Houston, 12/18/66), Bob Griese (vs. Kansas City, 9/24/67), David Woodley (vs. New Orleans, 9/28/80) and Dan Marino (vs. Buffalo, 10/9/83). Of the six rookies, only Stofa and Woodley quarterbacked the Dolphins to victories in their initial starting assignments.

DOLPHINS IN THE HALL OF FAME

DON SHULA

Head Coach/Vice Chairman



BORN: 1/4/30

COLLEGE: John Carroll '51

PLAYER: 1951-57

ASSISTANT COACH: 1960-62

HEAD COACH: 1963-95

DOLPHINS HEAD COACH: 1970-95

YEAR INDUCTED: 1997



On July 26, 1997, Don Shula capped an illustrious career when he was inducted into the Pro Football Hall of Fame in Canton, Ohio, following his election into that shrine on January 25, 1997, his first year of eligibility. Shula's unanimous election to the Hall was the ultimate honor in a career full of record-setting accomplishments.

Starting with the 1996 season, Shula has served as Vice-Chairman of the Miami Dolphins, having been named to that position on January 5, 1996. This year marks his 39th season with the Dolphins, a tenure that started when he was named head coach of the club in 1970. He was enshrined on the Dolphin Honor Roll at Dolphin Stadium on November 25, 1996.

Shula's record as head coach of the Dolphins (1970-95) and before that as head coach of the Baltimore Colts (1963-69) is unmatched in National Football League history. In 1995 he concluded his 33rd season as an NFL head coach and his 26th season as head coach of the Dolphins. He owns a career record of 347-173-6 (.665), including a regular season mark of 328-156-6 (.676), and is the winningest coach in NFL history. On November 14, 1993 in Philadelphia, when the Dolphins defeated the Philadelphia Eagles 19-14, Shula won his 325th career game, moving him past the immortal George Halas (324-151-31) and setting an NFL record for most career victories, a mark once thought to be unreachable. Shula's 328 regular season wins also is an NFL record, surpassing Halas' former NFL mark of 318 regular season victories. Shula and Halas are the only NFL coaches to win 300 or more career games, as Shula recorded his 300th career win on September 22, 1991, with a 16-13 triumph over Green Bay in just his 29th year as an NFL head coach, as compared to 36 seasons for Halas to accomplish that feat.

In addition, Shula won Super Bowl titles in 1972 and 1973, one of only six coaches in NFL history to win consecutive Super Bowls. His 1972 team went 17-0, recording the only undefeated season in NFL annals. He has appeared in more Super Bowls (six) than any other coach, and is one of only two coaches (along with Buffalo's Marv Levy) to reach the Super Bowl three straight seasons (1971-73). He also advanced to the Super Bowl with the Dolphins in 1982 and 1984, as well as in 1968 as head coach of the Colts.

A remarkable 20 times in 33 seasons, Shula's teams reached the playoffs. His teams won at least ten games 21 times in those 33 years, and he suffered only two losing seasons (1976, 1988) in that span. He averaged more than ten wins per season in his career (347 wins in 33 years as a head coach), and he was the youngest coach to win 100, 200 and 300 games.

During Shula's tenure with the Dolphins, from the time he replaced George Wilson on February 18, 1970 to become the franchise's second-ever head coach through his final season in 1995, his winning percentage of .658 (257-133-2) during that time was the best record in all of professional sports. The Dolphins either won or shared first place in the AFC East 15 times in the 26 years under Shula, and reached the playoffs 16 times. His ultimate achievement was the NFL's only unbeaten, untied record of 17-0 in 1972, capped by a 14-7 win over the Washington Redskins in Super Bowl VII. He won a second consecutive Super Bowl title in

1973, defeating the Minnesota Vikings 24-7 in Super Bowl VIII, and compiled an overall record of 32-2 in those back-to-back seasons, a two-year mark that has yet to be surpassed.

Before joining the Dolphins, Shula spent seven years (1963-69) as head coach of the Baltimore Colts. In that span he compiled a record of 73-26-4 (.728) and advanced to the playoffs four times, including two appearances in the NFL Championship Game, in 1964 and 1968 after 12-2 and 13-1 campaigns, respectively. He was the youngest head coach (33 years old) in the history of the NFL when he was named the Colts' head coach in 1963.

Shula succeeded Weeb Ewbank as head coach in Baltimore after serving three years (1960-62) as defensive coordinator of the Detroit Lions, with the team going 26-13-1 in that period. Shula entered the coaching ranks with an assistant's job at Virginia (1958) and Kentucky (1959) before joining the Lions.

Shula broke into the NFL as the lone rookie on Coach Paul Brown's defending NFL champion Cleveland Browns in 1951. He was involved in the largest trade in modern NFL history, a 15-player deal with Baltimore in 1953, and Shula played four seasons with the Colts (1953-56) and one season at Washington (1957) at right cornerback. He had 21 career interceptions for 247 yards in seven seasons. In college, he was a running back at John Carroll University in Cleveland, and in 1950 he gained 125 yards when the Blue Streaks upset Syracuse, 21-15.

Shula also contributed to the growth of the NFL off the field by serving from 1975 through 1995 (including the last two years in that span as co-chairman along with George Young of the New York Giants) on the league's influential Competition Committee, which evaluates and recommends changes in playing rules to make the game more open and exciting and to improve player safety.

In addition to his own election to the Pro Football Hall of Fame, Shula was further honored by being selected to present five other members for induction into the Hall (Larry Csonka, Bob Griese, Jim Langer, Larry Little, and Dwight Stephenson), including two (Csonka and Langer) on the same day.

Along with his football responsibilities, Shula always has given considerable time, plus financial and emotional support, to many area charities. The Don Shula Foundation, formed primarily to assist breast cancer research, was established as a tribute to his late wife, Dorothy. Shula also has been active in the American Cancer Society, March of Dimes, American Red Cross, the United Way, and Catholic Charities.

A member of the Class of 1951 at John Carroll, Shula helps fund a \$1 million chair in the University's Department of Philosophy. On September 27, 2003, John Carroll University showed its appreciation for Shula's support of the school by naming its new stadium Don Shula Stadium. Shula also has received honorary doctorate degrees from John Carroll, St. Thomas University, the University of Miami, and Florida Atlantic University.

Because of his success on the football field and his long-time civic and charitable service, Shula has received countless prestigious awards recognizing his contributions, including the 1993 Sports Illustrated Sportsman of the Year Award and the 1994 Horatio Alger Award. In addition, along with Ken Blanchard, in 1995 Shula co-authored "Everyone's A Coach," a highly acclaimed book that outlines the application of their managerial philosophies for business and personal success. Shula personifies those business principles himself, serving as an equity partner in two highly successful undertakings, Shula Enterprises, Inc. along with Don Shula's Steakhouse, LLP.

Shula's oldest son Dave, 49, and his wife Leslie have three sons, Danny, Christopher, and Matthew. David served as the head coach of the Cincinnati Bengals from 1992-96, and when Don Shula's Dolphins played Dave Shula's Bengals on October 2, 1994 and October 1, 1995, both at Cincinnati's Riverfront Stadium, it marked the only two times in professional sports that a father and son faced each other as head coaches. Dave currently is President of Don Shula Steakhouse, Inc.

Shula's other son Mike, 43, currently serves as the quarterbacks coach for the Jacksonville Jaguars. He spent four seasons (2003-06) as the head coach at the University of Alabama and led the Crimson Tide to a Cotton Bowl win and a 10-2 record in 2005. He had rejoined the Dolphins' staff as quarterbacks coach in 2000 after serving the four previous seasons as the offensive coordinator of the Tampa Bay Buccaneers; he also spent the 1991-92 seasons as a coaches' assistant under his father in Miami. Mike and his wife, Shari, have three daughters, Samantha, Brooke and Ryan.

Mike and Dave Shula presented their father for induction into the Pro Football Hall of Fame in 1997, becoming the first pair ever to present a Hall of Famer for induction.

Shula's oldest daughter, Donna, has five children, Alex, Lindsey, Tyler, and twins Calvin and Carly. Another daughter, Sharon resides in New York, while youngest daughter Annie lives and works in Broward County.

Shula and his wife, Mary Anne, reside in Miami Beach and continue to be very active in charitable and community affairs. They were married on October 15, 1993, and their family together now includes eight children and 16 grandchildren.

DON SHULA'S CAREER RECORD

YEAR	TEAM	W	L	T	PCT.	FINISH
1963	Baltimore	8	6	0	.571	3rd, NFL West Conf.
1964*	Baltimore	12	2	0	.857	1st, NFL West Conf.
1965	Baltimore	10	3	1	.750	T-1st, NFL West Conf.
1966	Baltimore	9	5	0	.643	2nd, NFL West Conf.
1967	Baltimore	11	1	2	.857	T-1st, NFL Coastal
1968*	Baltimore	13	1	0	.929	1st, NFL Coastal
1969	Baltimore	8	5	1	.607	2nd, NFL Coastal
1970	Miami	10	4	0	.714	2nd, AFC East
1971*	Miami	10	3	1	.750	1st, AFC East
1972**	Miami	14	0	0	1.000	1st, AFC East
1973**	Miami	12	2	0	.857	1st, AFC East
1974	Miami	11	3	0	.786	1st, AFC East
1975	Miami	10	4	0	.714	T-1st, AFC East
1976	Miami	6	8	0	.429	3rd, AFC East
1977	Miami	10	4	0	.714	T-1st, AFC East
1978	Miami	11	5	0	.688	T-1st, AFC East
1979	Miami	10	6	0	.625	1st, AFC East
1980	Miami	8	8	0	.500	3rd, AFC East
1981	Miami	11	4	1	.719	1st, AFC East
1982*	Miami	7	2	0	.777	1st, AFC East
1983	Miami	12	4	0	.750	1st, AFC East
1984*	Miami	14	2	0	.875	1st, AFC East
1985	Miami	12	4	0	.750	1st, AFC East
1986	Miami	8	8	0	.500	3rd, AFC East
1987	Miami	8	7	0	.533	T-2nd, AFC East
1988	Miami	6	10	0	.375	5th, AFC East
1989	Miami	8	8	0	.500	T-2nd, AFC East
1990	Miami	12	4	0	.750	2nd, AFC East
1991	Miami	8	8	0	.500	T-2nd, AFC East
1992	Miami	11	5	0	.688	1st, AFC East
1993	Miami	9	7	0	.563	2nd, AFC East
1994	Miami	10	6	0	.625	1st, AFC East
1995	Miami	9	7	0	.563	T-2nd, AFC East

*NFL runner-up

**NFL Champion

	REGULAR SEASON				ALL GAMES			
	W	L	T	PCT.	W	L	T	PCT.
Baltimore Totals	71	23	4	.745	73	26	4	.728
Miami Totals	257	133	2	.658	274	147	2	.650
33-YEAR TOTALS	328	156	6	.676	347	173	6	.665

NFL'S TOP 20 COACHES

(based on career wins)

COACH	YEARS	TEAMS	REGULAR SEASON				CAREER			
			W	L	T	PCT.	W	L	T	PCT.
DON SHULA	33	COLTS, DOLPHINS	328	156	6	.676	347	173	6	.665
George Halas	40	Bears	318	148	31	.671	324	151	31	.671
Tom Landry	29	Cowboys	250	162	6	.605	270	178	6	.601
Curley Lambeau	33	Packers, Cardinals	226	132	22	.623	229	134	22	.623
Chuck Noll	23	Steelers	193	148	1	.563	209	156	1	.572
M. Schottenheimer	21	Browns, Chiefs, Redskins, Chargers	200	126	1	.613	205	139	1	.596
Dan Reeves	23	Broncos, Giants, Falcons	190	165	2	.535	201	174	2	.536
Chuck Knox	22	Rams, Bills, Seahawks	186	147	1	.558	193	158	1	.550

COACH	YEARS	TEAMS	REGULAR SEASON				CAREER			
			W	L	T	PCT.	W	L	T	PCT.
Bill Parcells	19	Giants, Patriots, Jets, Cowboys	172	130	1	.569	183	138	1	.570
Joe Gibbs	16	Redskins	154	94	0	.621	171	101	0	.629
Paul Brown	21	Browns, Bengals	166	100	6	.621	170	108	6	.609
Mike Holmgren	16	Packers, Seahawks	157	99	0	.613	170	110	0	.607
Bud Grant	18	Vikings	158	96	5	.620	168	108	5	.607
Bill Cowher	15	Steelers	149	90	1	.623	161	99	1	.619
Marv Levy	17	Chiefs, Bills	143	113	0	.558	154	120	0	.562
Steve Owen	23	Giants	151	100	17	.595	153	108	17	.581
Mike Shanahan	15	Raiders, Broncos	138	90	0	.605	146	95	0	.606
Bill Belichick	13	Browns, Patriots	127	81	0	.611	142	85	0	.626
Tony Dungy	12	Buccaneers, Colts	127	65	0	.661	136	74	0	.648
Hank Stram	17	Chiefs, Saints	131	97	10	.571	136	100	10	.573

DON SHULA'S MILESTONES

Don Shula passed the immortal George Halas to become the winningest coach in NFL history when he registered victory number 325 in Miami's 19-14 win at Philadelphia on November 14, 1993. Shula concluded coaching with a career record of 347-173-6 (.665). On December 25, 1994, in Miami's 27-20 win over Detroit, Shula won the 319th regular season game of his career and broke the NFL record for most regular season coaching wins by Halas (318 wins). Shula owned a 328-156-6 (.676) regular season record. In 1991, Shula joined Halas (324 wins) as the only NFL coaches with 300 or more career wins. Shula accomplished his milestone 300th career win with a 16-13 triumph over the Green Bay Packers on September 22, 1991. Shula won the 300th regular-season game of his coaching career with a 16-13 overtime win at New England on December 27, 1992.

Shula added another historic career milestone in Miami's 30-7 win over the Buffalo Bills on September 16, 1990, as he recorded his 200th regular season victory since joining the Dolphins in 1970. Shula joined Hall of Fame coaches Curley Lambeau (Green Bay), George Halas (Chicago) and Tom Landry (Dallas) as the only NFL coaches to earn 200 or more regular season wins with one NFL club.

CAREER NFL WINS

CAREER WIN NO.	OPPONENT	SCORE	DATE	OPPOSING HEAD COACH
1	at San Francisco	20-14	9/22/63	Red Hickey
50	New Orleans	30-10	12/10/67	Tom Fears
100	San Diego	24-10	10/15/72	Harland Svare
150	N.Y. Jets	16-0	9/26/76	Lou Holtz
200	at New England	30-27 (OT)	11/8/81	Ron Erhardt
250	at Buffalo	23-14	11/24/85	Hank Bullough
300	Green Bay	16-13	9/22/91	Lindy Infante
324	Kansas City	30-10	10/31/93	Marty Schottenheimer
325	at Philadelphia	19-14	11/14/93	Rich Kotite
347	at St. Louis	41-22	12/24/95	Rich Brooks

REGULAR-SEASON NFL WINS

REGULAR SEASON WIN NO.	OPPONENT	SCORE	DATE	OPPOSING HEAD COACH
1	at San Francisco	20-14	9/22/63	Red Hickey
50	New Orleans	30-10	12/10/67	Tom Fears
100	New England	52-0	11/12/72	Phil Bengtson
150	at N.Y. Jets	14-10	11/6/77	Walt Michaels
200	Buffalo	27-10	12/27/82	Chuck Knox
250	Pittsburgh	35-24	11/1/87	Chuck Noll
300	at New England	16-13(OT)	12/27/92	Dick MacPherson
318	Kansas City	45-28	12/12/94	Marty Schottenheimer
319	Detroit	27-20	12/25/94	Wayne Fontes
328	at St. Louis	41-22	12/24/95	Rich Brooks

REGULAR-SEASON WINS WITH DOLPHINS


REGULAR-SEASON WIN NO.	OPPONENT	SCORE	DATE	OPPOSING HEAD COACH
1	at Houston	20-10	9/27/70	Wally Lemm
50	Kansas City	9-3	10/20/74	Hank Stram
100	Green Bay	27-7	10/28/79	Bart Starr
150	at New England	44-24	10/21/84	Ron Meyer
200	Buffalo	30-7	9/16/90	Marv Levy
250	at New England	20-3	9/10/95	Bill Parcells

REGULAR-SEASON GAMES AS NFL COACH

REGULAR-SEASON GAME NO.	OPPONENT	SCORE	DATE	OPPOSING HEAD COACH
1	N.Y. Giants	28-37	9/15/63	Allie Sherman
50	Washington	37-10	11/6/66	Otto Graham
100	at Houston	20-10	9/27/70	Wally Lemm
150	Kansas City	9-3	10/20/74	Hank Stram
200	Buffalo	31-14	12/17/77	Jim Ringo
250	Pittsburgh	30-10	9/10/81	Chuck Noll
300	at San Diego	28-34	11/18/84	Don Coryell
350	at Philadelphia	28-10	12/13/87	Buddy Ryan
400	New England	17-10	10/18/90	Rod Rust
450	at N.Y. Jets	10-27	11/7/93	Bruce Coslet

NICK BUONICONTI

Linebacker



BORN: 1/15/40
COLLEGE: Notre Dame '62
NFL: 1962-76
DOLPHINS: 1969-76
YEAR INDUCTED: 2001

85



Nick Buoniconti, the driving force of the Dolphins' famed "No-Name Defense," inspired his teammates with his outstanding play and fiery leadership. During his seven years with the Dolphins the team advanced to three straight Super Bowls (1971-73) and won twice (1972, 1973), with one of those wins coming after their unparalleled undefeated season in 1972. Buoniconti was only 5-11 and 220 pounds and was considered to be too small to play middle linebacker. However, as many coaches noted, he always "played bigger than his size" during a stellar 14-year career with the Dolphins and the Boston Patriots.

The only member of the Dolphins defense to be elected to the Hall of Fame, Buoniconti joined the team in 1969 after playing seven seasons with the Patriots. During his tenure with the Dolphins, he was named the team's Most Valuable Player three times (1969, 1970, 1973) and was named to the AFL All-Star game in 1969 and was selected to two Pro Bowls (1973, 1974) following the merger of the two leagues. In 1990, he was voted as a linebacker on the Dolphins' Silver Anniversary all-time team, and on November 18, 1991, he was enshrined on the Dolphin Honor Roll at Dolphin Stadium.

Before joining the Dolphins, Buoniconti helped the Patriots capture the 1963 AFL Eastern Division title, and he played in five AFL All-Star games. Overall in his 14-year career, he played in 183 games and recorded 32 career interceptions. He was named to the All-Time AFL team in 1970, and overall was named a first team All-AFL/AFC choice eight times.

A native of Springfield, Massachusetts, Buoniconti had an outstanding collegiate career at Notre Dame. Following his retirement from the Dolphins, he and his son, Marc, were the driving forces behind the establishment of the Miami Project to Cure Paralysis, one of the world's leading research and treatment centers for spinal cord injuries.

Buoniconti was elected to the Hall of Fame in 2001 after being named for the first time that year as a nominee from the pre-1976 era by the Hall's Seniors Committee.

NICK BUONICONTI'S CAREER STATISTICS

YEAR	TEAM	GP	TACK.	ASST.	TOTAL	FUM. REC.	INT.	YDS.	AVG.	TD
1962	Boston	14	NA	NA	NA	NA	2	3	1.5	0
1963	Boston	14	NA	NA	NA	NA	3	42	14.0	0
1964	Boston	14	NA	NA	NA	NA	5	75	15.0	0
1965	Boston	14	NA	NA	NA	NA	3	31	10.3	0
1966	Boston	14	NA	NA	NA	NA	4	43	10.8	0
1967	Boston	13	NA	NA	NA	NA	4	7	1.8	0
1968	Boston	8	NA	NA	NA	NA	3	22	7.3	0
1969	Miami	13	79	35	114	1	3	27	9.0	0
1970	Miami	14	96	49	145	0	0	0	0.0	0
1971	Miami	14	86	40	126	0	1	16	16.0	0
1972	Miami	14	72	74	146	0	2	17	8.5	0
1973	Miami	13	91	71	162	2	0	0	0.0	0
1974	Miami	13	51	49	100	0	2	29	14.5	0
1975	Miami	INJURED RESERVE								
1976	Miami	11	32	38	70	0	0	0	0.0	0
15-YEAR TOTALS		183	NA	NA	NA	3	32	312	9.8	0
MIAMI TOTALS		92	507	356	863	3	8	89	11.1	0

ADDITIONAL STATS

Sacks: 2 in 1969, 1 in 1971, 1 in 1972, 1 in 1973, 1 in 1976


Touchdowns: 1 fumble recovery in 1973

Kickoff Returns: 1 for 8 yards in 1962


Blocked Kicks: 1 PAT in 1976

LARRY CSONKA

Fullback



BORN: 12/25/46
COLLEGE: Syracuse '68
NFL: 1968-74, 1976-79
DOLPHINS: 1968-74, 1979
YEAR INDUCTED: 1987



39

Larry Csonka ranks as the Dolphins' all-time leading rusher with 1,506 carries for 6,737 yards (4.5 average) and 53 TDs. A five-time Pro Bowl selection, he put together three consecutive 1,000-yard seasons (1971-73) as Miami advanced to the Super Bowl each year. Csonka shined in those three Super Bowls, averaging 6.3 yards a carry and going over 100


yards rushing in two of them. Originally drafted in the first round out of Syracuse in 1968, he was named the MVP of Super Bowl VIII after carrying 33 times for 145 yards and two touchdowns as the Dolphins steamrolled the Minnesota Vikings, 24-7, for their second straight NFL title. Called a “modern-day Bronko Nagurski” by Dolphins coach Don Shula, “Zonk” also played three seasons with the N.Y. Giants (1976-78) and one year with the Memphis Southmen of the World Football League (1975). His career rushing totals in the NFL, which placed him sixth on the league’s all-time rushing list when he retired, are: 1,891 carries for 8,081 yards (4.3 average) and 64 TDs. He was elected to the Hall of Fame in his second year of eligibility. In 1990, he also was voted the fullback on the Dolphins’ Silver Anniversary all-time team and was named as a running back on the Super Bowl Silver Anniversary all-time team. On November 19, 1990, he was enshrined on the Dolphin Honor Roll at Dolphin Stadium. Csonka was further honored when his number 39 was retired by the team during halftime ceremonies on December 9, 2002, becoming the third Dolphin to have his number retired.

LARRY CSONKA'S CAREER STATISTICS

YEAR	TEAM	G-S	ATT.	RUSHING			LG	TD	RECEIVING			
				YDS.	AVG.				NO.	YDS.	LG	TD
1968	Miami	11-11	138	540	3.9		40	6	11	118	65	1
1969	Miami	11-11	131	566	4.3		54t	2	21	183	42	1
1970	Miami	14-14	193	874	4.5		53	6	11	94	54	0
1971	Miami	14-14	195	1051	5.4		28	7	13	113	25	1
1972	Miami	14-14	213	1117	5.2		45	6	5	48	14	0
1973	Miami	14-14	219	1003	4.6		25	5	7	22	9	0
1974	Miami	12-12	197	749	3.8		24	9	7	35	11	0
1975	Memphis*	7-NA	99	421	4.3		—	1	5	54	—	1
1976	N.Y. Giants	12-12	160	569	3.6		13	4	6	39	14	0
1977	N.Y. Giants	14-14	134	464	3.5		15	1	2	20	12	0
1978	N.Y. Giants	14-13	91	311	3.4		12	6	7	73	23	0
1979	Miami	16-16	220	837	3.8		22	12	16	75	18	1
MIAMI TOTALS		106-106	1506	6737	4.5		54t	53	91	688	65	4
GIANTS TOTALS		40-39	385	1344	3.5		15	11	15	132	23	0
NFL TOTALS		146-145	1891	8081	4.3		54t	64	106	820	65	4
PLAYOFFS		12-12	225	891	4.0		49	9	4	26	16	1

*stats with WFL Memphis not included in career totals

BOB GRIESE
Quarterback



BORN: 2/3/45
COLLEGE: Purdue '67
NFL: 1967-80
DOLPHINS: 1967-80
YEAR INDUCTED: 1990

12



He was unquestionably the “thinking man’s quarterback.” Bob Griese, renowned for his poised leadership and ingenious play-calling, sustained the Dolphin offense with a flair for winning from 1967-80.

The bespectacled quarterback became the 14th passer in the NFL's exclusive 25,000-yard club in 1980. On the same day he reached that milestone, he suffered a shoulder injury which ultimately forced his retirement on June 25, 1981. His No. 12 jersey became the first in Dolphins history to be retired, on May 6, 1982, in ceremonies at the team's annual awards banquet. In 1990 he was also voted the quarterback on the Dolphins' Silver Anniversary all-time team, and on November 19, 1990, he was enshrined on the Dolphin Honor Roll at Dolphin Stadium.

Including playoffs, he had a .681 winning percentage (88-41-1) under Coach Don Shula. "Cornerstone of the franchise," Dolphin founder Joe Robbie called him. He was a consensus All-Pro quarterback in 1971 and 1977, made six appearances in the Pro Bowl and was voted the team's Most Valuable Player six times by South Florida media.

After becoming eligible for induction into the Hall of Fame in 1985, Griese was named as a finalist all five years before being elected to the Hall of Fame in 1990.


"He's probably the most unselfish guy I've ever been around," Shula said. "He got as much of a thrill calling the right running play for a touchdown as he did connecting on a bomb. That's just his makeup."

BOB GRIESE'S CAREER STATISTICS

YEAR	TEAM	G-S	ATT.	COMP.	YDS.	PCT.	TD	INT.	LG	TKLD.
1967	Miami	12-10	331	166	2005	50.2	15	18	68t	25/240
1968	Miami	13-13	355	186	2473	52.4	21	16	50t	43/372
1969	Miami	9-9	252	121	1695	48.0	10	16	53t	33/289
1970	Miami	14-14	245	142	2019	58.0	12	17	54t	31/282
1971	Miami	14-13	263	145	2089	55.1	19	9	86t	23/248
1972	Miami	6-5	97	53	638	54.6	4	4	39	7/45
1973	Miami	13-13	218	116	1422	53.2	17	8	46	11/75
1974	Miami	13-13	253	152	1968	60.1	16	15	54	27/202
1975	Miami	10-10	191	118	1693	61.8	14	13	79t	16/131
1976	Miami	13-13	272	162	2097	59.6	11	12	47t	30/266
1977	Miami	14-14	307	180	2252	58.6	22	13	73t	36/303
1978	Miami	11-9	235	148	1791	63.0	11	11	63t	18/165
1979	Miami	14-12	310	176	2160	56.8	14	16	51	26/223
1980	Miami	5-3	100	61	790	61.0	6	4	54	9/89
TOTALS		161-151	3429	1926	25092	56.2	192	172	86t	335/2930
PLAYOFFS		12-11	208	112	1467	53.8	10	12	75t	15/152

JIM LANGER

Center




BORN: 5/16/48

COLLEGE: South Dakota State '70

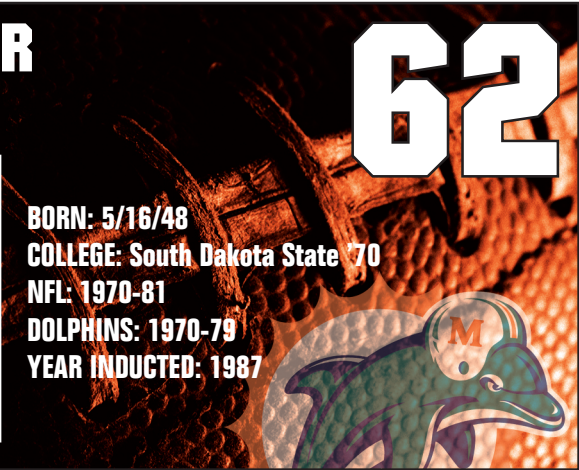
NFL: 1970-81

DOLPHINS: 1970-79

YEAR INDUCTED: 1987



62



Jim Langer was the anchor of the Miami offensive line during the Dolphins' championship years of the 1970s. Coming out of South Dakota State in 1970, he was signed as a free agent by Cleveland but was released on the final cut. Langer was picked up on waivers by the Dolphins and, after spending most of the year on the taxi squad, played in the final five games


570 • Dolphins In The Hall of Fame

of 1970, mainly on special teams. After serving as a backup at center the following season, he won the starting job in 1972, which he would hold until sidelined with a knee injury in 1979. A consensus All-Pro from 1973-77, Langer was a six-time Pro Bowl selection (five times as a starter). Over a 10-year period from 1970-79, he played in 128 straight games. He also made 109 consecutive starts between 1972-79. Voted the team's Most Valuable Player by South Florida media in 1975, Langer also holds the distinction of having played every offensive down in the Dolphins' perfect 1972 season. Wanting to spend the final years of his career near his Royaltown, Minn., home, at his own request Langer was traded to the Minnesota Vikings in 1980, where he played for two seasons (1980-81). He was elected to the Hall of Fame in his first year of eligibility. In addition, on November 19, 1990, he was enshrined on the Dolphin Honor Roll at Dolphin Stadium.

LARRY LITTLE

Guard

66



BORN: 11/2/45

COLLEGE: Bethune-Cookman '67

NFL: 1969-80

DOLPHINS: 1969-80

YEAR INDUCTED: 1993



A rumbling giant in the Dolphin trenches for 12 seasons, Larry Little's very presence in leading a sweep was an intimidating force in a Miami running attack which led the NFL during the 1970s at 2,372 yards per season. Coming out of Bethune-Cookman in 1967, Little entered the NFL as an undrafted free agent with the San Diego Chargers for a \$750 bonus. He was traded to the Dolphins on July 2, 1969, in exchange for Miami cornerback Mack Lamb, a former high school teammate. After having started just four games during his two seasons with the Chargers, Little emerged with the Dolphins and played in 158 regular season games with 152 starting assignments. He also started 12 playoff games for Miami and was a key ingredient of the Dolphins' back-to-back Super Bowl championship teams of 1972 and '73. Little earned All-Pro honors six times (1971-75 and 1977) and was a Pro Bowl selection on four occasions (1971-74). He was the first player in league history to be named as AFC Offensive Lineman of the Year three straight seasons (1970-72) by the NFL Players' Association. Little, who anchored the offensive line which helped set a then-NFL record with 2,960 rushing yards during the Dolphins' "perfect season" in 1972, was named by the National 1,000-Yard Club as the league's Outstanding Blocker for the '72 campaign. A native Floridian, Little was the first Dolphins player inducted into the Florida Sports Hall of Fame, on March 6, 1978. In 1990, he was voted as a guard on the Dolphins' Silver Anniversary all-time team. Little was elected into the Hall of Fame in his eighth year of eligibility after having been a finalist on three occasions. On December 13, 1993, he was enshrined on the Dolphin Honor Roll at Dolphin Stadium.

SIX TEAMS WINLESS IN MIAMI

Entering 2008, there are six NFL teams that are winless against the Dolphins during the regular season in Miami. The Dolphins are 4-0 vs. Baltimore, 2-0 vs. Carolina, 7-0 vs. Denver, 4-0 vs. Detroit, 3-0 vs. New Orleans and 4-0 vs. Washington. From this list, the Dolphins will play host to Baltimore (October 19) in 2008.

DAN MARINO

Quarterback

13



BORN: 9/15/61

COLLEGE: Pittsburgh '83

NFL: 1983-99

DOLPHINS: 1983-99

YEAR INDUCTED: 2005



Elected to the Pro Football Hall of Fame on February 5, 2005 and enshrined on August 7, 2005 . . . Others included in the Class of 2005 were Steve Young, Benny Friedman and Fritz Pollard . . . Marino became the ninth member of the Miami Dolphins to be enshrined in the Hall of Fame, joining Don Shula (1997), Nick Buoniconti (2001), Larry Csonka (1987), Bob Griese (1990), Jim Langer (1987), Larry Little (1993), Dwight Stephenson (1998), and Paul Warfield (1983) . . . Marino's No. 13 jersey became the second Dolphin uniform number to be retired, on Sunday, September 17, 2000, at halftime of the Dolphins-Baltimore Ravens game at Dolphin Stadium . . . He was also inducted into the Dolphin Honor Roll on that date . . . The only other Dolphin player to wear No. 13 was safety Jake Scott, who wore that number from 1970 through 1975 . . . He announced his retirement on March 13, 2000 . . . Marino ranks among the NFL's all-time top ranked passers . . . In his 17-year career, Marino played in 242 games (240 starts) and he was 4967-8358 (59.4%) for 61,361 yards, 420 touchdowns, and 252 interceptions for an 86.4 passing efficiency rating, which ranked fourth among the all-time passing leaders when he retired . . . Marino holds 38 Dolphins regular season team records (50 overall, including playoffs) and is tied for four others (six, including playoffs) . . . He holds 11 NFL regular season records and is tied for six others . . .

AMONG NFL LEADERS: With a career passing efficiency of 86.4, Marino currently ranks 13th on the all-time list of passers:

NFL ALL-TIME LEADING PASSERS

PLAYER	YRS.	ATT.	COMP.	PCT.	YDS.	TD	INT.	RATING
Steve Young	15	4,149	2,667	64.3	33,124	232	107	96.8
Peyton Manning*	10	5,450	3,468	64.2	41,626	306	153	94.7
Kurt Warner*	10	2,959	1,926	65.1	24,008	152	100	93.2
Tom Brady*	8	3,642	2,294	63.0	26,370	197	86	92.9
Joe Montana	15	5,391	3,409	63.2	40,551	273	139	92.3
Carson Palmer*	4	2,036	1,305	64.1	14,899	104	63	90.1
Daunte Culpepper*	9	2,927	1,867	63.8	22,422	142	94	89.9
Chad Pennington*	8	1,919	1,259	65.6	13,738	82	55	88.9
Marc Bulger*	7	2,484	1,578	63.5	18,625	106	74	88.1
Drew Brees*	7	3,015	1,921	63.7	21,189	134	82	87.9
Jeff Garcia*	9	3,300	2,020	61.2	22,825	149	77	87.2
Trent Green*	10	3,668	2,228	60.7	27,950	162	108	86.9
DAN MARINO	17	8,358	4,967	59.4	61,361	420	252	86.4

* - active players in 2007

Marino also is among the winningest-ever quarterbacks in NFL regular season history, ranking third in all time regular season victories as a starter . . . His 16-13 overtime win vs. Tennessee on September 7, 1997 tied him with Fran Tarkenton for second place on the all-time win list, and his 17-14 victory versus Kansas City on October 5, 1997 moved him into sole possession of second place (later to be passed by Green Bay's Brett Favre), trailing only Denver's John Elway:

MOST ALL-TIME VICTORIES BY NFL STARTING QUARTERBACKS

(Regular Season)

PLAYER	TEAMS	NFL SEASONS	W-L-T	PCT.
1. Brett Favre	Atlanta/Green Bay	17	160-93-0	.632
2. John Elway	Denver	16	148-82-1	.643
3. DAN MARINO	MIAMI	17	147-93-0	.613

In his career, with 8,358 attempts, Marino ranks second in NFL history in pass attempts . . . He broke Fran Tarkenton's NFL record of 6,467 attempts on December 11, 1995 vs. Kansas City, only to be passed by Brett Favre in 2007 . . . With 4,967 pass completions, Marino ranks second in NFL history in completions, breaking Fran Tarkenton's NFL record of 3,686 completions on October 8, 1995 vs. Indianapolis, before Favre broke that mark in 2006 . . . With 61,361 yards passing, Marino ranks second in NFL history in total yards passing . . . He broke Fran Tarkenton's NFL record of 47,003 passing yards on November 12, 1995 vs. New England on a nine-yard completion to Irving Fryar in the first quarter, only to be passed by Favre in 2007 . . . With 420 touchdown passes, Marino ranks second in NFL history in touchdown passes . . . He broke Tarkenton's NFL record of 342 TD passes with a six-yard TD pass to Keith Byars in the second quarter on November 26, 1995 at Indianapolis, only to be passed by Favre in 2007 . . .

YARDAGE: Marino's 61,361 yards passing rank second on the NFL's all-time career passing yardage list . . . On October 17, 1999 at New England, Marino's eight yard pass to Tony Martin (his only completion of the game) made him the first quarterback in NFL history to pass for 60,000 career yards . . . On November 12, 1995 vs. New England, with a nine-yard completion to Irving Fryar in the first quarter, Marino passed Fran Tarkenton (47,003 career passing yards), breaking Tarkenton's NFL record for most career passing yards and moving into first place on the NFL all-time career passing yardage list, before being passed by Favre in 2007:

NFL CAREER PASSING YARDAGE LEADERS

*1. Brett Favre.....61,655 (17)	11. Johnny Unitas40,239 (18)
2. DAN MARINO61,361 (17)	12. Dave Krieg38,151 (19)
3. John Elway.....51,475 (16)	13. Boomer Esiason.....37,920 (14)
4. Warren Moon.....49,325 (17)	14. Jim Kelly35,467 (11)
5. Fran Tarkenton47,003 (18)	15. Jim Everett34,837 (12)
*6. Vinny Testaverde.....46,233 (21)	*16. Kerry Collins.....34,717 (13)
7. Drew Bledsoe.....44,611 (14)	17. Jim Hart.....34,665 (18)
8. Dan Fouts.....43,040 (15)	18. Steve DeBerg.....34,241 (17)
*9. Peyton Manning.....41,626 (10)	19. John Hadl.....33,503 (16)
10. Joe Montana40,551 (16)	20. Phil Simms33,462 (14)

() - number of years played

* - active players in 2007

Marino reached the 50,000, 40,000 and 30,000 yards passing plateaus faster than any quarterback in NFL history . . . In 1984, Marino set an NFL record for most yards passing in a single season with 5,084 yards . . . He broke the former record of 4,802 yards passing, which was set by Dan Fouts of the San Diego Chargers in 1981 . . . Marino is the only quarterback in NFL history to throw for 5,000 or more yards (once) . . . Marino (1984-86, 1988, 1992, 1994) and Peyton Manning (1999-2004, 2006-07) are the only quarterbacks in NFL history to have six or more 4,000-yard seasons . . . Manning broke Marino's record of six 4,000-yard passing seasons in 2006 . . . Brett Favre (five, 1995, 1998-99, 2004, 2007), Warren Moon (four, 1990-91, 1994-95), Dan Fouts (three, 1979-81), Drew Bledsoe (three, 1994, 1996, 2002) and Trent Green (three, 2003-05) are the only other QBs to have three or more 4,000-yard seasons . . . Along with Fouts, Green and Manning, Marino is the only other QB to pass for 4,000 yards in three or more straight seasons (1984-86) . . . Marino passed for 3,000 or more yards 13 times (1984-92, 1994-95, 1997-98) in his 17 seasons in the NFL and is second behind Brett Favre (1992-2007) for the most 3,000-yard seasons in NFL history . . . Favre broke Marino's record in 2005 . . . When he went over the 3,000-yard passing mark on December 21, 1998 vs. Denver, it marked the 13th time Marino passed for 3,000 or more yards, breaking his tie with John Elway and re-setting the NFL record for most 3,000 yard seasons . . . Marino originally set the record for most 3,000 yard seasons in 1991, his eighth year of passing for 3,000 or more yards before

Elway tied that record in 1996 ... Before setting that NFL record, Marino had been tied with Joe Montana (1981, 1983-85, 1987, 1989-90) for the previous record of seven 3,000-yard seasons ... Marino extended that mark to 11 seasons before being tied by Elway in 1996, and Marino held the NFL record alone by extending that mark to 13 seasons until Favre broke it in 2005 ... Marino led the NFL in passing yards five times during a season, having accomplished that feat in 1984-86, 1988, and 1992 ... Marino tied the NFL record for most seasons leading the league in passing yardage (five) with Sonny Jurgensen (1961-62, 1966-67, 1969) ... Marino had 13 career 400-yard games (15, including playoffs) and the Dolphins were 8-5 in those 13 games (9-6 overall, including the playoffs) ... Marino had 63 career regular season 300-yard games (67, including playoffs), and the Dolphins were 37-26 in those 63 300-yard games (38-29 overall, including playoffs) ... Marino's 63 career 300-yard passing games extended his own NFL record for most career 300-yard passing games ... He broke Dan Fouts' former NFL record of 51 career 300-yard games on December 3, 1995 vs. Atlanta when Marino had 343 yards passing, the 52nd regular season game of 300 or more yards passing in his career ... Marino tied Fouts' record of 51 regular season career 300-yard games when he had 333 yards passing on November 12, 1995 vs. New England ... Marino owns the top 11 and 41 of the top 50 passing yardage games in Dolphins history as well as 67 of the 87 300-yard passing games in club history ...

TOUCHDOWN PASSES: Marino's first touchdown pass on November 26, 1995 at Indianapolis, a six-yard TD pass to Keith Byars with 13:54 elapsed in the second quarter, was Marino's 343rd TD pass of his career, breaking Fran Tarkenton's former NFL record of most career touchdown passes (342), making Marino the league's all-time leader in career TD passes until Brett Favre broke his record in 2007 ... Marino tied Tarkenton's record vs. San Francisco on November 20, 1995, with a four-yard TD pass to O.J. McDuffie in the third quarter ... On November 29, 1998 vs. New Orleans, Marino's seven-yard touchdown pass to O.J. McDuffie was the 400th TD pass of his career, becoming the first quarterback in NFL history to throw for 400 touchdown passes ... Marino recorded 420 touchdown passes in his career:

NFL CAREER PASSING TOUCHDOWN LEADERS

*1. Brett Favre.....442 (17)	11. Sonny Jurgensen.....255 (18)
2. DAN MARINO.....420 (17)	12. Dan Fouts.....254 (15)
3. Fran Tarkenton.....342 (18)	13. Drew Bledsoe.....251 (14)
*4. Peyton Manning.....306 (10)	14. Boomer Esiason.....247 (14)
5. John Elway.....300 (16)	15. John Hadl.....244 (16)
6. Warren Moon.....291 (17)	16. Len Dawson.....239 (19)
7. Johnny Unitas.....290 (18)	17. Jim Kelly.....237 (11)
*8. Vinny Testaverde.....275 (21)	18. George Blanda.....236 (26)
9. Joe Montana.....273 (16)	19. Steve Young.....232 (15)
10. Dave Krieg.....261 (19)	20. John Brodie.....214 (16)

() - number of years played

* - active players in 2007

Marino reached the 200 touchdown passes plateau faster than any quarterback in NFL history and is tied with Peyton Manning for the fastest to reach 300 TD passes ... In his career Marino threw at least one TD pass in 203 of his 242 regular-season games as well as in 16 of his 18 playoff games (219 of 260 overall) ... Overall in Marino's career, the Dolphins were 16-23 in the 39 regular season games in which Marino failed to throw a touchdown pass (and 16-25 in his 41 overall games, including playoffs) ... Marino did not throw a touchdown pass in consecutive games only six times in his career ... He never went three games in a row in his career without a TD pass ... Marino had six career games of throwing five or more touchdown passes, and the Dolphins were 4-2 in those contests ... Marino had 21 career games passing for four or more touchdowns, and he was 16-5 in those 21 contests ... When Marino threw for five touchdowns on September 4, 1994 vs. New England, it was the 18th time he threw for four or more touchdowns, breaking an NFL record he had shared with Johnny Unitas for most career games (17) throwing four or more touchdown passes ... Overall in his career he threw three or more touchdowns in 62 games (67, including playoffs), and he was 41-21 in those contests (44-23 including post-season games) ... Marino threw for 20 or more TD passes in 13 of his 17 years in the NFL ... The only seasons when he failed to reach 20 TD passes came in 1999, 1997, 1996 and in 1993, a season when he played only five games due to injury ... By throwing for 20 touchdown passes in 1998, he extended his own NFL record for most years throwing for 20 or more touchdown passes to 13 seasons, a record that Favre tied in 2007 ... In 1991, Marino became the first quarterback in NFL history to throw 20 or more touchdown passes nine different times ... He and Johnny Unitas had been tied for the old record as the

only NFL quarterbacks ever to throw 20 or more touchdown passes in eight different seasons before Marino broke that mark with his ninth season of 20 or more touchdown passes; Marino accomplished his record-setting feat in his first nine seasons in the league, while Unitas played 18 seasons in the NFL . . . Marino also is the only player in NFL history to throw 20 or more touchdown passes in his first ten NFL seasons and is one of two players (along with Brett Favre) to throw 20 or more TD passes in ten consecutive seasons . . . Four times in his career (1984-86, 1994) Marino threw for 30 or more touchdowns, and he is second to Brett Favre (eight, 1994-98, 2001, 2003-04) for the NFL record of most seasons throwing 30 or more touchdown passes . . . Marino is the only QB to throw 40 or more touchdowns in two different seasons (1984, 1986) . . . In 1984, Marino threw for 48 touchdown passes, breaking the former NFL record of 36 TD passes that was set by George Blanda of the Houston Oilers in 1961 and tied by Y.A. Tittle of the New York Giants in 1963 . . . Marino's record was broken by Peyton Manning of the Indianapolis Colts, who threw for 49 touchdown in 2004 . . .

NFL RECORDS: Overall, Marino holds 11 NFL regular season records and is tied for six others . . . In addition to the above records, Marino holds NFL single-season records for yards (5,084 in 1984) . . . Having led the NFL in attempts in 1984, 1986, 1988, 1992, and 1997, Marino set a new NFL record for most seasons leading the league in pass attempts (five) . . . He had previously been tied with three other quarterbacks (Sammy Baugh, Johnny Unitas, George Blanda) who led the NFL in that category four times each . . . Having led the NFL in completions from 1984-86, 1988, 1992 and 1997, Marino set a new NFL record for most seasons leading the league in pass completions (six) . . . He had previously been tied with Sammy Baugh, who led the NFL in that category in five seasons . . . Marino and Blanda (1963-65) are the only QBs to lead the NFL in completions three consecutive years . . . Having led the NFL in passing yards from 1984-86, 1988 and 1992, Marino joined Sonny Jurgensen as the only players to have led the NFL in passing yards in five seasons, and only Dan Fouts (1979-82) has led the league longer consecutively in yardage (four seasons) . . .

COMEBACKS: Over the course of Marino's 17-year career with the Dolphins, he brought the team back from a fourth quarter deficit a total of 37 times, with 21 fourth quarter triumphs at home and 16 on the road . . . Included in that total were three playoff games in which Marino led Miami back in the fourth quarter . . . Marino's total of 37 fourth-quarter comeback wins does NOT include 13 additional games, (12 in the regular season and one in the playoffs), that Marino won when the Dolphins were tied (but never did trail) in the fourth quarter, ten at home (one playoff contest and nine regular season games) and three on the road; If those 13 fourth-quarter tied situations are included, then Marino led the Dolphins on a total of 50 game-winning drives (31 at home and 19 on the road) . . . With 37 fourth quarter comeback victories, Marino ranks second in that category: Denver's John Elway has 43 final period come-from-behind wins . . . In Marino's 37 career fourth quarter comebacks, he completed 280 of 441 passes (63.5%) for 3,710 yards with 29 touchdowns and eight INTs in the final stanza for a rating of 104.4 . . .

NFL ALL-TIME FOURTH QUARTER COMEBACK DRIVES

PLAYER	TEAMS	FOURTH QUARTER COMEBACK DRIVES
1. John Elway	Denver	43
2. DAN MARINO	MIAMI	37
3. Joe Montana	San Francisco, Kansas City	31
4. Jim Kelly	Buffalo	24

MAN OF THE YEAR AWARD: On January 28, 1999, Marino was named as the 1998 Sprint/NFL Man of the Year . . . It is the only league-sponsored award that recognizes player community service as well as excellence on the field . . . Off the field, Marino established the Dan Marino Foundation, which was created to benefit children's charities in South Florida . . . He hosted events throughout the year to raise money for the foundation . . . One major project was the Miami Children's Hospital/Dan Marino Center in Weston, Florida that opened in 1998 and offers comprehensive health care to children with chronic medical needs . . . Marino also spearheaded the Dolphins' annual Thanksgiving turkey giveaway each year in conjunction with the Daily Bread Food Bank . . . Marino was the Dolphins' United Way representative from 1994-96 and has been a strong supporter of their programs . . . In 1998, Marino was chosen as one of three national spokesmen for the NFL's 25-year anniversary with United Way . . . Marino became the second Dolphin player to win the NFL Man of the Year Award; Dwight Stephenson won that honor in 1985 and Jason Taylor became the third Dolphin to win that award in 2007 . . .

PRO BOWL: Marino was selected to nine Pro Bowls (1983-87, 1991-92, 1994-95), including seven as a starter (1983-86, 1992, 1994-95), but due to injuries he was able to play in only two games (1984, 1992) . . . Marino's nine Pro Bowl selections set a Dolphins record for most career selections, surpassing the former record of six selections that had previously been set by quarterback Bob Griese (1970-71, 1973-74, 1977-78), center Jim Langer (1973-78), and guard Bob Kuechenberg (1974-75, 1977-78, 1982-83) . . . Marino's seven Pro Bowl starts set a Dolphins record for career starts, surpassing the former record of five starts that had previously been set by Langer (1973-77) . . . Marino was first selected to the AFC Pro Bowl squad following his rookie season of 1983 . . . He did not play in the game, however, because of injury . . . On the date the 1984 game was played (January 29), he would have been the youngest quarterback ever to partake in the contest:

YOUNGEST PRO BOWL QUARTERBACKS (1970-2007)

QUARTERBACK	TEAM	YEAR	AGE
DAN MARINO*	MIAMI	1983	22 YEARS, 4 MONTHS, 14 DAYS
Michael Vick	Atlanta	2002	22 years, 7 months, 7 days
Drew Bledsoe	New England	1994	22 years, 11 months, 22 days
Brett Favre	Green Bay	1992	23 years, 3 months, 28 days
DAN MARINO	MIAMI	1984	23 YEARS, 4 MONTHS, 12 DAYS
Vince Young	Tennessee	2006	23 years, 8 months, 23 days
Peyton Manning	Indianapolis	1999	23 years, 10 months, 6 days
Bernie Kosar#	Cleveland	1987	24 years, 2 months, 13 days

* Did not play due to injury

Named to squad by AFC coaching staff as a "need" player

PERSONAL

Married to Claire (1/30/85), Marino and his wife have six children, Daniel Charles (9/4/86), Michael Joseph (5/18/88), Joseph Donald (7/26/89), Alexandra Claire (5/13/92), Niki Lin (12/15/96) and Lia (7/12/95) and reside in Weston . . . An outstanding golfer . . . Teamed with golf pro Dan Pohl to win the championship at the AT&T Pebble Beach National ProAm in February, 1988, at Pebble Beach, Calif . . . Played in U.S. Open qualifier in 2001 . . . Served as honorary starter for the 1998 Daytona 500 . . . Finished his sixth year as a studio analyst for CBS' "The NFL Today" and his eighth season as a host of HBO's "Inside the NFL" . . . In '91 off-season worked as color commentator on USA cable network's coverage of World League of American Football . . . Played himself in movie "Ace Ventura: Pet Detective," which starred Jim Carrey, Sean Young and Courtney Cox and was one of the most popular films in 1994 . . . Appeared in 1998 movie "Holy Man", that starred Eddie Murphy . . . Appears in music video by Hootie and the Blowfish for song, "Only Wanna Be With You" . . . Has won each of the two NFL Quarterback Challenge competitions held in Hawaii . . . Has appeared on the cover of every national sports publication at least once, including a second GQ cover appearance in September, 1996 . . . Established the Dan Marino Foundation, which helps support many South Florida charities . . . He also raised funds for his foundation through the "Touchdown for Tots" program, which raised more than \$830,000 since its inception . . . As a sponsor of his own program, Marino donated \$500 for every touchdown he threw . . . Sponsors an annual golf tournament in February in Miami for the benefit of the Dan Marino Foundation, which in 2007 raised more than \$400,000 . . . Helped create Miami Children's Hospital Dan Marino Center in Weston that opened in 1998 and offers comprehensive health care to children with chronic medical needs . . . Named as Sprint/NFL Man of the Year in 1998 . . . Named Miami Dolphins NFL Man of the Year each year from 1996-98 . . . Won the 1995 Ed Block Courage Award . . . Served as the Dolphins' 1994 United Way representative . . . In 1998, served as one of three NFL representatives appearing in a national public service announcement in honor of the NFL's 25-year partnership with the United Way . . . Had a street (Dan Marino Boulevard) named after him next to Dolphin Stadium . . . Had his neighborhood field in Pittsburgh named "Dan Marino Field" in March, 1990 . . . Was the No. 1 selection in the inaugural United States Football League draft in 1983, being chosen by the Los Angeles Express . . . Had been a fourth-round choice of baseball's Kansas City Royals in 1979 . . . Attended Central Catholic High School in Pittsburgh, lettering in football and baseball . . . Full name is Daniel Constantine Marino, Jr., born September 15, 1961 in Pittsburgh, Pa.

DAN MARINO'S NFL REGULAR SEASON STATISTICS

YEAR	TEAM	G-S	ATT.	COMP.	YDS.	PCT.	TD	INT.	LG	TKLD.	RATE
1983	Miami	11-9	296	173	2210	58.4	20	6	85t	10/80	96.0
1984	Miami	16-16	564	362	5084	64.2	48	17	80t	13/120	108.9
1985	Miami	16-16	567	336	4137	59.3	30	21	73	18/157	84.1
1986	Miami	16-16	623	378	4746	60.7	44	23	85t	17/119	92.5
1987	Miami	12-12	444	263	3245	59.2	26	13	59t	9/77	89.2
1988	Miami	16-16	606	354	4434	58.4	28	23	80t	6/31	80.8
1989	Miami	16-16	550	308	3997	56.0	24	22	78t	10/86	76.9
1990	Miami	16-16	531	306	3563	57.6	21	11	69t	15/90	82.6
1991	Miami	16-16	549	318	3970	57.9	25	13	54	27/182	85.8
1992	Miami	16-16	554	330	4116	59.6	24	16	62t	28/173	85.1
1993	Miami	5-5	150	91	1218	60.7	8	3	80t	7/42	95.9
1994	Miami	16-16	615	385	4453	62.6	30	17	64t	17/113	89.2
1995	Miami	14-14	482	309	3668	64.1	24	15	67t	22/153	90.8
1996	Miami	13-13	373	221	2795	59.2	17	9	74t	18/131	87.8
1997	Miami	16-16	548	319	3780	58.2	16	11	55	20/142	80.7
1998	Miami	16-16	537	310	3497	57.7	23	15	61t	23/178	80.0
1999	Miami	11-11	369	204	2448	55.3	12	17	62	9/66	67.4
17-YEAR TOTALS		242-240	8358	4967	61361	59.4	420	252	85t	269/1940	86.4

DAN MARINO'S NFL PLAYOFF STATISTICS

YEAR	TEAM	G-S	ATT.	COMP.	YDS.	PCT.	TD	INT.	LG	TKLD.	RATE
1983	Miami	1-1	25	15	193	60.0	2	2	32t	0/0	77.6
1984	Miami	3-3	116	71	1001	61.2	8	5	41t	4/29	94.1
1985	Miami	2-2	93	45	486	48.4	3	3	39	1/14	61.5
1990	Miami	2-2	79	42	544	53.2	5	2	64t	2/8	85.6
1992	Miami	2-2	74	39	435	52.7	4	2	30t	4/25	77.3
1994	Miami	2-2	67	46	519	68.7	5	0	31	2/13	116.4
1995	Miami	1-1	64	33	422	51.6	2	3	45t	0/0	63.4
1997	Miami	1-1	43	17	141	39.5	0	2	42	4/21	29.3
1998	Miami	2-2	71	49	478	69.0	1	3	56	2/12	74.7
1999	Miami	2-2	55	28	291	50.9	2	2	27	3/19	63.5
PLAYOFF TOTALS		18-18	687	385	4510	56.0	32	24	64t	22/141	77.1

ADDITIONAL STATS

Rushing: 28 for 45 yards, 1.6 avg., long 15, 2 TDs in 1983; 28 for -7 yards, -.3 avg., long 10 in 1984; 26 for -24 yards, -.9 avg., long 2 in 1985; 12 for -3 yards, -.3 avg., long 13 in 1986; 12 for -5 yards, -.4 avg., long 5t, 1 TD in 1987; 20 for -17 yards, -.9 avg., long 6 in 1988; 14 for -7 yards, -.5 avg., long 2, 2 TDs in 1989; 16 for 29 yards, 1.8 avg., long 15 in 1990; 27 for 32 yards, 1.2 avg., long 11, 1 TD in 1991; 20 for 66 yards, 3.3 avg., long 12 in 1992; 9 for -4 yards, -.4 avg., long 4t, 1 TD in 1993; 23 for -6 yards, -.3 avg., long 10, 1 TD in 1994, 11 for 14 yards, 1.3 avg., long 12 in 1995; 11 for -3, -.3 avg., long 7 in 1996; 18 for -14 yards, -.8 avg., long 1 in 1997; 21 for -3 yards, -.1 avg., long 10, 1 TD in 1998; 6 for -6 yards, -1.0 avg., long 0 in 1999 for total of 302 for 87 yards, 0.3 avg., long 15, 9 TDs (P-15 for 0 yard, 0.0 avg., long 5, 1 TD)

Receiving: 1 for -6 yards in 1995

Miscellaneous Tackles: 2 in 1984, 1 in 1988, 2 in 1989, 1 in 1990, 1 in 1992 for total of 7

Fumble Recoveries: 1 in 1988

MARINO'S NFL RECORDS

Most Yards Gained, Season:**5,084 in 1984**
 Most Games, 400 or more Yards Passing, Career:**13**
 Most Games, 400 or more Yards Passing, Season:**4 in 1984**
 Most Games, 300 or more Yards Passing, Career:**63**
 Most Games, Four or more Touchdown Passes, Career:**21**

Lowest Percentage, Passes Had Intercepted, Rookie Season:**2.03 in 1983 (296-6)**
 Most Seasons Leading League, Attempts**5 (1984, 1986, 1988, 1992, 1997)**
 Most Seasons Leading League, Completions**6 (1984-86, 1988, 1992, 1997)**
 Most Seasons, 40 or more Touchdown Passes:**2 (1984, 1986)**
 100 TD Passes in Fewest Amount of Games to Start Career:**44 (9/7/86 at S.D.)**
 200 TD passes in Fewest Amount of Games to Start Career:**89 (9/17/89 at N.E.)**

(Records Tied For)

Most Seasons Leading League, Yards Gained:**5 (1984-86, 1988, 1992)**
 with Sonny Jurgensen (Philadelphia, 1961-62; Washington, 1966-67, 1969)
 Most Consecutive Seasons Leading League, Completions:**3 (1984-86)**
 with George Blanda (Houston, 1963-65)
 Most Consecutive Games, 400 or more Yards Passing:**2 (1984)**
 with Dan Fouts (San Diego, 1982) and Phil Simms (N.Y. Giants, 1985)
 Most Games, Four or more Touchdown Passes, Season:**6 in 1984**
 with Peyton Manning (Indianapolis, 2004)
 Most Seasons, 20 or more Touchdown Passes:**13 (1983-92, 1994-95, 1998)**
 with Brett Favre (Green Bay, 1994-2005, 2007)
 300 TD passes in Fewest Amount of Games to Start Career:**157 (9/4/94 vs. New England)**
 with Peyton Manning (Indianapolis, 12/9/07 at Baltimore)

DWIGHT STEPHENSON

Center

57



BORN: 11/20/57
COLLEGE: Alabama '80
NFL: 1980-87
DOLPHINS: 1980-87
YEAR INDUCTED: 1998




Dwight Stephenson spent his entire career with the Dolphins, and was considered by many to be the "best at his position ever" in the NFL. He was selected to five straight Pro Bowls (1983-87), and earned starting honors in four of those contests (1983-86). His four Pro Bowl starts is tied for the fourth-most in team history. Stephenson anchored an offensive line which allowed the fewest sacks in the NFL each of his seasons as a starter and enabled Miami quarterback Dan Marino to set numerous passing records. His playing career ended prematurely after suffering torn anterior cruciate and lateral colateral ligaments in his left knee against the New York Jets on December 7, 1987, when he was hit unexpectedly by Marty Lyons on a New York fumble return. Stephenson's greatest honor during his playing days came in 1985 when he was selected as the Miller Lite/NFL Man of the Year for his work in charity and community projects, the first Dolphin to win that award. Stephenson also served as an Assistant Offensive Line Coach on Don Shula's Dolphins staff in 1992. Before joining the Dolphins as a second-round draft choice in 1980, he had an outstanding college career at Alabama, where he was called "the greatest center I have ever coached" by the late Paul "Bear" Bryant. He was elected to the Pro Football Hall of Fame in his sixth year of eligibility after having been a finalist on five occasions. In 1990, he also was voted as the center on the Dolphins' Silver Anniversary all-time team, and on December 12, 1994, he was enshrined on the Dolphin Honor Roll at Dolphin Stadium.

PAUL WARFIELD

Wide Receiver

42



BORN: 11/28/42
COLLEGE: Ohio State '64
NFL: 1964-74, 1976-77
DOLPHINS: 1970-74
YEAR INDUCTED: 1983



Paul Warfield sandwiched two stints with the Cleveland Browns around a five-year career with the Dolphins. After spending his first six seasons in the NFL with the Browns (1964-69), Warfield was acquired by Miami in January of 1970 in exchange for a first-round pick in the upcoming draft. In his five seasons with the Dolphins, Warfield had 156 receptions for 3,355 yards (21.5 average) and 33 TDs. He ranks 19th on the team's all-time list for receptions, while he is seventh in receiving yards and fifth in receiving touchdowns. A member of both the '72 and '73 Super Bowl championship teams, he was selected to play in the Pro Bowl all five years he was with the Dolphins (once as a starter), in addition to being named to three Pro Bowl squads with the Browns. Warfield, one of two Dolphins (along with Mark Ingram) in the team's history to score four touchdowns in one game, also played one season with the Memphis Southmen of the World Football League (1975) before finishing his career with Cleveland (1976-77). His career receiving totals in the NFL are: 427 receptions for 8,565 yards (20.1 average) and 85 TDs. His 85 touchdown catches at the time of his retirement were tied for the third-highest career total in NFL history. He was elected to the Hall of Fame in his first year of eligibility. In 1990, he also was voted as a wide receiver on the Dolphins' Silver Anniversary all-time team, and on November 19, 1990, he was enshrined on the Dolphin Honor Roll at Dolphin Stadium.

PAUL WARFIELD'S NFL REGULAR SEASON STATISTICS

YEAR	TEAM	G-S	NO.	YDS.	AVG.	LG	TD
1964	Cleveland	14-NA	52	920	17.7	62t	9
1965	Cleveland	1-NA	3	30	10.0	13	0
1966	Cleveland	14-NA	36	741	20.6	51	5
1967	Cleveland	14-NA	32	702	21.9	49t	8
1968	Cleveland	14-NA	50	1067	21.3	65t	12
1969	Cleveland	11-NA	42	886	21.1	82t	10
1970	Miami	14-14	28	703	25.1	54	6
1971	Miami	12-11	43	996	23.2	86t	11
1972	Miami	14-14	29	606	20.9	47	3
1973	Miami	14-14	29	514	17.7	45	11
1974	Miami	14-14	27	536	19.9	54	2
1975	Memphis*	10-NA	25	422	16.9	44t	3
1976	Cleveland	14-14	38	613	16.1	37t	6
1977	Cleveland	14-9	18	251	13.9	52t	2
MIAMI TOTALS		68-67	156	3355	21.5	86t	33
CLEVELAND TOTALS		96-NA	271	5210	19.2	82t	52
NFL TOTALS		164-NA	427	8565	20.1	86t	85
MIAMI PLAYOFFS		11-11	34	717	21.1	75t	4
CLEVELAND PLAYOFFS		7-7	24	404	16.8	56	1
PLAYOFF TOTALS		18-18	58	1121	19.3	75t	5

*stats with WFL Memphis not included in career totals

OTHER DOLPHINS HALL OF FAMERS



Thurman Thomas

Running Back
NFL Career: 1988-2000

Year Inducted: 2007
Dolphins: 2000

A second-round draft choice of Buffalo in 1988, Thurman Thomas went on to enjoy a stellar 13-year NFL career (1988-2000), the first 12 with the Bills. He was a critical component that catapulted Buffalo to an unprecedented four straight Super Bowl appearances, following the 1990-93 seasons.


Thomas concluded his career as a Dolphin after signing with the team as a free agent on March 7, 2000. He played in nine games that season and rushed for 136 yards on 28 carries and caught 16 passes for 117 yards

and a TD. He sustained a career-ending knee injury in a game at San Diego on November 12, 2000.

Thomas' career regular season statistics include 12,074 rushing yards and 65 touchdowns on 2,877 attempts, and 472 receptions for 4,458 yards and 23 touchdowns. His rushing total currently ranks 12th in NFL annals while his 16,532 total yards from scrimmage are eighth-most and seventh among running backs. He was named to the NFL's All-Decade Team of the 1990s, was selected as a first- or second-team All-Pro five times and was voted to the Pro Bowl five straight years. His election into the Pro Football Hall of Fame was announced on February 2, 2007 in Miami.

A native of Houston, Texas, Thomas played collegiately at Oklahoma State.

DOLPHINS RETIRED JERSEYS



Bob Griese


#12

Bob Griese's No. 12 jersey became the first Dolphin number to be retired, on May 6, 1982, in ceremonies at the Dolphins' annual awards banquet.

No other player in the history of the Dolphins, either before or after Griese, wore No. 12 in regular season play.

Griese was further recognized when he was elected to the Pro Football Hall of Fame in 1990.

For a full bio of Griese, please see the Hall of Fame section of the media guide.



Dan Marino

#13

Dan Marino's No. 13 jersey became the second Dolphin uniform number to be retired, on Sunday, September 17, 2000, at halftime of the Dolphins-Baltimore Ravens game at Dolphin Stadium. He was also inducted into the Dolphin Honor Roll on that date. Marino was further honored when he was elected to the Pro Football Hall of Fame in 2005.

The only other Dolphin player to wear No. 13 was safety Jake Scott, who wore that number from 1970 through 1975.

For a full bio of Marino, please see the Hall of Fame section of the media guide.



Larry Csonka

#39

Larry Csonka's jersey No. 39 became the third number in club history to be retired, during halftime ceremonies of the Dolphins' game against the Chicago Bears at Dolphin Stadium on December 9, 2002.

No player other than Csonka ever wore No. 39 in regular season play. Csonka wore that number in his eight years with the Dolphins, from 1968 through 1974 and again in 1979.

Csonka also was honored when he was elected to the Pro Football Hall of Fame in 1987.

For a full bio of Csonka, please see the Hall of Fame section of the media guide.

ALL-COMMUNITY TEAM

For the third straight season in 2007, many Miami Dolphins players and coaches made the dreams of underprivileged children come true through the team's "All-Community Team" (A.C.T.) program.

The Dolphins "All-Community Team" program allowed players to purchase a block of tickets to all Miami Dolphins regular season home games and donate them to a charitable organization of their choice. Their chosen charities then distributed the tickets to youth groups or others associated with the organization so the recipients have the chance to experience a Dolphins game at Dolphin Stadium.

For every home game, the players treated each of the 360 guests of the "All-Community Team" with a gameday ticket, a t-shirt with the name of their player group, an in-game public address announcement and scoreboard mention, in addition to a voucher good for a hot dog and a soft drink, courtesy of Boston Culinary Group.

Bryan Wiedmeier, President of the Miami Dolphins, believes that this is another great way for players to help the community. "We're very grateful to the players who have taken part in the All-Community Team and we salute their generosity and civic involvement," he said. "It's another example of the commitment the Dolphins and Dolphin Stadium have made to the South Florida community."

The following are the Dolphins players who participated in the "All-Community Team" in 2007, and the organizations they benefitted:

Player/Coach

WR Marty Booker
RB Ronnie Brown
T Vernon Carey
Defensive Backs
K Jay Feely
QB Trent Green
Foundation
G Rex Hadnot
DT Vonnie Holliday
TE David Martin
TE Justin Peelle
T L.J. Shelton
DE Jason Taylor

LB Zach Thomas


Group Name

Booker's Bunch
Club 23
Vernon's Crew
No Fly Zone
Feely's Friends
Trent Green's Family
Miami Hospital
Hadnot's Head Knockers
Holliday's Heroes
Martin's MVPs
Peelle's Posse
Shelton's Squad
Jason Taylor Foundation

Zach's Pack

Charity/Organization

Commit 2B Fit Program
Most Valuable Reader Program
Brownsville Middle School
Various High School Student Athletes
Muscular Dystrophy/Special Olympics
Children's Ronald McDonald House and
Various Ft. Lauderdale Children's Groups
Single Parent Mothers and Their Children
Kids with Autism
Broward County Schools
Boys and Girls Club of Broward County
Overtown Youth Center, His House Children's Home, The Haven, The Urban League
U.S. Marine Corps and Southern Command



After scoring a touchdown against the Broncos on September 11, 2005, Marty Booker celebrates in front of his "Booker's Bunch" sign.



ALL-TIME ROSTER

(1966-07 - Players must participate in at least one regular-season game to qualify)

HEAD COACHES

Bates, Jim	Tennessee	2004
Cameron, Cam	Indiana	2007
Johnson, Jimmy	Arkansas	1996-99
Saban, Nick	Kent State	2005-06
Shula, Don	John Carroll	1970-95
Wannstedt, Dave	Pittsburgh	2000-04
Wilson, George	Northwestern	1966-69

ASSISTANT COACHES

Armstrong, Keith	Temple	Special Teams	2001-07
Arnsperger, Bill	Miami (Ohio)	Defense, Linebackers	1970-72
		Ass't Head Coach/Defense	1973, 1976-83
Baggett, Charlie	Michigan State	Ass't Head Coach/Offense/WRs	2005-06
Bates, Jim	Tennessee	Defensive Coordinator	2000-04
Beightol, Larry	Catawba	Ass't Head Coach/Offensive Line	1996-97
		Offensive Line	1998
Bingaman, Les	Illinois	Defensive Line	1966-69
Blevins, Doug	E. Tennessee State	Kicking	1997-02
Boudreau, Paul	Boston College	Offensive Line	1999-00
Brooks, Clarence	Massachusetts	Defensive Line	2000-04
Brown, Kippy	Memphis	Running Backs	1996-97
		Offensive Coordinator	1998-99
Capers, Dom	Mount Union	Special Ass't to the Head Coach	2006
		Defensive Coordinator	2007
Clark, Monte	Southern California	Offensive Line	1970-73
		Offense	1974
		Offense/Offensive Line, Run Offense	1975
		Offensive Line	1995
Coley, James	Florida State	Offensive Assistant	2005
		Offensive Quality Control	2006
Collier, Joel	Northern Colorado	Staff Assistant	1994
		Defensive Staff Assistant	1995-97
		Running Backs	1998-04
Costello, Vince	Ohio University	Defense	1974
Craig, Dameyune	Auburn	Special Teams Assistant	2005
Crosby, Steve	Fort Hays State	Special Teams	1979-82
Davis, Bo	Louisiana State	Assistant Strength and Conditioning/ Assist with the Defensive Line	2006
Davis, Tim	Utah	Assistant Offensive Line	2005-07
Dellenbach, Jeff	Wisconsin	Fellowship Coach-Offense/Special Teams	2004
Doll, Don	Southern California	Linebackers, Pass Defense	1975-76
Dooley, Derek	Virginia	Tight Ends	2005-06
Dumas, Michael	Indiana	Defensive Secondary Coaches Ass't	2007
Edwards, George	Duke	Linebackers	2005-07
English, Wally	Louisville	Quarterbacks, Receivers	1981-82
Fears, Eric	Virginia	Ass't Strength and Conditioning	2004-05
Foerster, Chris	Colorado State	Offensive Coordinator	2004
Ford, Robert	Houston	Wide Receivers	1998-03
Gailey, Chan	Florida	Offensive Coordinator	2000-01
Gamble, John	Hampton Institute	Strength	1994-95
		Strength and Conditioning	1996-05
		Director of Player Development/ Special Ass't to the Head Coach	2006
Garrett, Jason	Princeton	Quarterbacks	2005-06
Garrett, Judd	Princeton	Offensive Assistant	2000
		Offensive Quality Control	2001-02, 05
		Offensive Quality Control/QBs	2003
		Offensive Quality Control/WRs	2004
Godette, Cary	East Carolina	Defensive Line	1996-99
Greene, Joe	North Texas State	Defensive Line	1992-95
Hefferle, Ernie	Duquesne	Offensive Line	1966-69
Henning, Dan	William & Mary	Quarterbacks, Receivers	1979-80

Hill, Bert	Auburn-Montgomery	Assoc. Strength and Conditioning	2005
		Strength and Conditioning	2006
Hill, George	Denison	Linebackers	1989-95
		Defensive Coord./Linebackers	1996-99
Hoffman, Steve	Dickinson	Assistant Special Teams	2007
Houck, Hudson	Southern California	Offensive Line	2005-07
Idzik, John	Maryland	Offensive Backs	1966-69
Jackson, Bobby	Samford	Running Backs	2007
Jones, Pat	Arkansas	Tight Ends	1996-03
Jones, Travis	Georgia	Assistant Defensive Line	2005
		Outside Linebackers	2006
		Defensive Line (Ends)	2007
Keane, Tom	West Virginia	Defensive Backs	1966-75
		Defensive Backs, Punting	1976-84
		Special Teams	1985
Koenning, Les	Texas	Offensive Staff Assistant	1997
Lewis, Bill	East Stroudsburg	Defensive Nickel Package	1996-04
Linehan, Scott	Idaho	Offensive Coordinator	2005
Marshall, Marvin	South Carolina State	Offensive Quality Control	2007
Matheson, Bob	Duke	Special Teams	1983
		Special Teams, Linebackers	1984
		Linebackers	1985-86
Maxie, Brett	Texas Southern	Secondary (Safeties)	2007
McGeorge, Rich	Elon	Ass't Offensive Line, Tight Ends	1993-95
		Assistant Offensive Line	1996-99
McPeak, Bill	Pittsburgh	Offense	1973-74
Mularkey, Mike	Florida	Offensive Coordinator	2006
		Tight Ends	2007
Muschamp, Will	Georgia	Assistant Head Coach/Defense	2005
Nathan, Tony	Alabama	Coaches' Assistant	1989-92
		Offensive Backs	1993-95
Nunn, Robert	Oklahoma State	Ass't Defensive Line/Def. Ass't	2000
		Ass't Def. Line/Def. Qual. Control	2001-02
Ohrt, Brad	Appalachian State	Ass't Strength and Conditioning	2007
Olivadotti, Tom	Upsala	Defense	1987-95
Parmalee, Bernie	Ball State	Assistant Special Teams	2002
		Ass't Special Teams/Off. Ass't	2003
		Tight Ends	2004
Pelligrini, Bob	Maryland	Linebackers	1966-67
Phillips, Mel	North Carolina A&T	Defensive Backs	1985-95
		Secondary	1996-06
		Secondary (Cornerbacks)	2007
Pires, Glenn	Springfield College	Assistant Defensive Line	2003-04
		Defensive Quality Control	2005-06
		Assistant Linebackers	2007
Quinn, Dan	Salisbury	Defensive Line	2005-06
Reynolds, Diron	Wake Forest	Defensive Line (Tackles)	2007
Robiskie, Terry	Louisiana State	Wide Receivers	2007
Roll, Brad	Stephen F. Austin	Ass't Strength and Conditioning	1996-03
Sanders, Bob	Davidson	Linebackers	2001-04
Sandusky, John	Villanova	Offensive Line, Running Game	1976-81
		Offensive Line	1982-88
		Ass't Head Coach/Offensive Line	1989-94
Scarry, Mike	Waynesburg	Defensive Line	1970-74
		Defensive Line, Run Defense	1975-85
Schiotz, Matt	Wisconsin-La Crosse	Strength and Conditioning	2007
Schnelker, Bob	Bowling Green	Receivers	1974
Schnellenberger, Howard	Kentucky	Offense, Receivers	1970-72
		Offense, Receivers, Passing Game	1975-78
Seiple, Larry	Kentucky	Wide Receivers	1988-97
		Quarterbacks	1998-99
Sekanovich, Dan	Tennessee	Defensive Line	1986-91
Shannon, Randy	Miami (Fla.)	Defensive Staff Assistant	1998-99
		Linebackers	2000
Shea, Terry	Oregon	Quarterbacks	2007
Shula, David	Dartmouth	Receivers	1982-84
		Receivers, Quarterbacks	1985
		Ass't Head Coach/Rec., QBs	1986-87
		Ass't Head Coach/QBs, Pass Game	1988
Shula, Mike	Alabama	Coaches' Assistant	1991-92
		Quarterbacks	2000-02

Smart, Kirby	Georgia	Safeties	2006
Smith, Richard	Fresno State	Defensive Coordinator	2005
Stephenson, Dwight	Alabama	Assistant Offensive Line	1992
Stevens, Gary	John Carroll	Quarterbacks, Pass Offense	1989-91
		Offense, Quarterbacks	1992-95
		Offensive Coordinator	1996-97
Studley, Chuck	Illinois	Defense	1984-86
		Linebackers	1987-88
Sullivan, Jerry	Delta State	Wide Receivers	2004
Taseff, Carl	John Carroll	Offensive Backs	1970-74
		Offensive Backs, Kickers	1975
		Offensive Backs, Special Teams	1976-82
		Offensive Backs	1983-92
		Staff Assistant	1993
Trestman, Marc	Minnesota	Ass't Head Coach/Quarterbacks	2004
Turner, Norv	Oregon	Asst. Head Coach/Off. Coord.	2002-03
Wade, Junior	South Carolina State	Strength and Flexibility	1983-84
		Strength and Conditioning	1985-93
		Conditioning	1994-95
Walker, Chad	Louisiana State	Defensive Quality Control	2007
Walston, Bobby	Georgia	Receivers, Kicking	1966-67
Wannstedt, Dave	Pittsburgh	Assistant Head Coach	1999
Westhoff, Mike	Wichita State	Special Teams, Tight Ends	1986-88
		Special Teams, Ass't Off. Line	1989
		Special Teams	1990-00
Williams, Bobby	Purdue	Running Backs	2005-06
Wise, Tony	Ithaca	Offensive Line	2001-04

PLAYERS

– A –

Abdul-Jabbar, Karim	RB	UCLA	1996-99
Adams, Keith	LB	Clemson	2006
Adams, Stefan	S	East Carolina	1990
Ahanotu, Chidi	DE	California	2004
Ahrens, Dave	LB	Wisconsin	1989
Alabi, Anthony	T	TCU	2005-07
Albright, Ethan	T	North Carolina	1995
Alexander, Bruce	CB	Stephen F. Austin	1992-93
Alexander, John	DE	Rutgers	1977-78
Allen, Jason	S	Tennessee	2006-07
Allen, Jeff	CB	California-Davis	1980
Allen, Will	CB	Syracuse	2006-07
Anderson, Bennie	G	Tennessee St.	2006
Anderson, Dick	S	Colorado	1968-77
Anderson, Dunstan	DE	Tulsa	1997
Anderson, Terry	WR	Bethune-Cookman	1977-78
Andrew, Troy	C/G	Duke	2001-02
Andrews, John	DE	Morgan State	1975-76
Armstrong, Antonio	LB	Texas A&M	1995
Armstrong, Trace	DE	Florida	1995-00
Arnold, Jim	P	Vanderbilt	1994
Atkins, Gene	S	Florida A&M	1994-96
Auer, Joe	RB	Georgia Tech	1966-67
Avery, John	RB	Mississippi	1998-99
Ayanbadejo, Brendon	LB	UCLA	2003-04
Ayanbadejo, Obafemi	FB	San Diego State	2003

– B –

Babb, Charlie	S	Memphis State	1972-79
Bachman, Ted	CB	New Mexico State	1976
Bailey, Clarence	FB	Hampton Institute	1987
Bailey, Elmer	WR	Minnesota	1980-81
Bailey, Robert	CB	Miami (Fla.)	1996
Baker, Mel	WR	Texas Southern	1974
Baker, Robert	WR	Auburn	1999, 2002
Ball, Larry	LB	Louisville	1972-74, 1977-78
Banks, Fred	WR	Liberty	1987-93
Bannon, Bruce	LB	Penn State	1973-74
Barber, Kantroy	FB	West Virginia	1999

Barber, Rudy	LB	Bethune-Cookman	1968
Barisich, Carl	DT	Princeton	1977-80
Barnes, Darian	FB	Hampton	2005-06
Barnes, Rodrigo	LB	Rice	1975
Barnett, Bill	DT	Nebraska	1980-85
Barnett, Fred	WR	Arkansas State	1996-97
Bartholomew, Brent	P	Ohio State	1999
Baty, Greg	TE	Stanford	1990-94
Baumann, Charlie	K	West Virginia	1991
Baumhower, Bob	DT	Alabama	1977-86
Bealles, Bill	T	Northern Iowa	1987
Beaudoin, Doug	S	Minnesota	1980
Beavers, Aubrey	LB	Oklahoma	1994-95
Beck, John	QB	Brigham Young	2007
Beecher, Willie	K	Utah State	1987-88
Beier, Tom	S	Miami (Fla.)	1967, 1969
Bell, Jeremiah	S	Eastern Kentucky	2004-07
Bellamy, Ronald	WR	Michigan	2004
Benjamin, Guy	QB	Stanford	1978-79
Bennett, Charles	DE	Southwestern Louisiana	1987
Bennett, Woody	FB	Miami (Fla.)	1980-88
Benson, Charles	DE	Baylor	1983-84
Berger, Joe	G	Michigan Tech	2005-06
Berger, Ron	DE	Wayne State	1973
Bessilleu, Don	S	Georgia Tech	1979-81
Betters, Doug	DE	Nevada-Reno	1978-87
Bishop, Richard	DE	Louisville	1982
Blackwood, Glenn	S	Texas	1979-87
Blackwood, Lyle	S	Texas Christian	1981-86
Bock, John	G	Indiana State	1996-00
Bokamper, Kim	LB/DE	San Jose State	1977-85
Bolcar, Ned	LB	Notre Dame	1991-92
Booker, Lorenzo	RB	Florida State	2007
Booker, Marty	WR	Louisiana-Monroe	2004-07
Bosa, John	DE	Boston College	1987-89
Bosarge, Wade	S	Tulsa	1977
Boston, David	WR	Ohio State	2004-05
Boutwell, Tom	QB	Southern Mississippi	1969
Bowens, David	DE	Western Illinois	2001-06
Bowens, Tim	DT	Mississippi	1994-04
Bowser, Charles	LB	Duke	1982-85
Boyer, Brant	LB	Arizona	1994
Boynton, John	T	Tennessee	1969
Braggs, Stephen	CB/S	Texas	1992-93
Bramlett, John	LB	Memphis State	1967-68
Branch, Mel	DE	Louisiana State	1966-68
Braxton, Jim	FB	West Virginia	1978
Braxton, Tyrone	S	North Dakota State	1994
Brigance, O.J.	LB	Rice	1996-99
Brightful, Lamont	CB	Eastern Washington	2004
Briscoe, Marlin	WR	Omaha	1972-74
Bromell, Lorenzo	DE	Clemson	1998-01
Brophy, Jay	LB	Miami (Fla.)	1984-86
Brown, Andre	WR	Miami (Fla.)	1989-90
Brown, Bud	S	Southern Mississippi	1984-88
Brown, Dean	S	Fort Valley State	1970
Brown, Donald	CB	Maryland	1986
Brown, J.B.	CB	Maryland	1989-96
Brown, James	T	Virginia State	1996-99
Brown, Mark	LB	Purdue	1983-88
Brown, Ronnie	RB	Auburn	2005-07
Brown, Tom	FB	Pittsburgh	1987-89
Brownlee, Claude	DE	Benedict College	1967
Brudzinski, Bob	LB	Ohio State	1981-89
Bruggers, Bob	LB	Minnesota	1966-68
Bryan, Courtney	S	New Mexico State	2007
Bryant, Anthony	DT	Alabama	2007
Bryant, Matt	K	Baylor	2004
Bua, Tony	LB	Arkansas	2004
Buckey, Jeff	G/T	Stanford	1996-98

Buckley, Terrell	CB	Florida State	1995-99, 2003
Bulaich, Norm	FB	Texas Christian	1975-79
Bullough, Chuck	LB	Michigan State	1993-94
Buoniconti, Nick	LB	Notre Dame	1969-76
Burgess, Fernanza	WR	Morris Brown	1984
Burgess, Marvell	S	Henderson State	1987
Burnett, Rob	DE	Syracuse	2002-03
Burton, Shane	DE	Tennessee	1996-98
Byars, Keith	FB	Ohio State	1993-96

- C -

Camarillo, Greg	WR	Stanford	2007
Canale, Whit	DE	Tennessee	1966
Carey, Vernon	T	Miami (Fla.)	2004-07
Carlton, Darryl	T	Tampa	1975-76
Carolan, Brett	TE	Washington State	1996
Carpenter, Preston	TE	Arkansas	1966
Carter, Cris	WR	Ohio State	2002
Carter, Joe	RB	Alabama	1984-86
Carter, Kevin	DE	Florida	2005-06
Casares, Rick	RB	Florida	1966
Caterbone, Mike	WR	Franklin and Marshall	1987
Cefalo, Jimmy	WR	Penn State	1978-84
Cesare, Billy	S	Miami (Fla.)	1980
Chalenski, Mike	DE	UCLA	1997
Chambers, Chris	WR	Wisconsin	2001-07
Chambers, Rusty	LB	Tulane	1976-80
Charles, Mike	DT	Syracuse	1983-86
Chatman, Jesse	RB	Eastern Washington	2005, 2007
Chavez, Laz	LB	Iona	1987
Chavis, Eddie	WR	Montclair State	1987
Cheek, Louis	T	Texas A&M	1988-89
Chesley, John	TE	Oklahoma State	1984
Chesser, George	RB	Delta State	1966-67
Chester, Larry	DT	Temple	2002-04
Clancy, Jack	WR	Michigan	1967-69
Clancy, Sean	LB	Amherst	1978
Clark, Desmond	TE	Wake Forest	2002
Clark, Gary	WR	James Madison	1995
Clark, Greg	LB	Arizona State	1989
Clark, Robert	WR	North Carolina Central	1992
Clark, Steve	G	Utah	1982-85
Clayton, Mark	WR	Louisville	1983-92
Cleveland, Greg	T	Florida	1987
Cline, Jackie	DT	Alabama	1987-89
Cobbs, Patrick	RB	North Texas	2006-07
Cole, Terry	RB	Indiana	1971
Coleman, Marco	DE	Georgia Tech	1992-95
Collins, Cecil	RB	McNeese State	1999
Collins, Roosevelt	LB	Texas Christian	1992
Collins, Tony	RB	East Carolina	1990
Colzie, Neal	S	Ohio State	1979
Conlin, Chris	G/C	Penn State	1987
Cooke, Ed	DE	Maryland	1966-67
Cooper, Louis	LB	Western Carolina	1991
Copeland, Horace	WR	Miami (Fla.)	1998
Cornelius, Charles	CB	Bethune-Cookman	1977-78
Cornish, Frank	DT	Grambling	1970-71
Cousin, Terry	CB	South Carolina	2001
Cowan, Larry	RB	Jackson State	1982
Cox, Arthur	TE	Texas Southern	1991
Cox, Bryan	LB	Western Illinois	1991-95
Cox, Jim	TE	Miami (Fla.)	1968
Craver, Aaron	RB	Fresno State	1991-94
Crawford, Mike	LB	Nevada	1997-98
Cribbs, Joe	RB	Auburn	1988
Cronin, Bill	TE	Boston College	1966
Cross, Jeff	DE	Missouri	1988-95
Crowder, Channing	LB	Florida	2005-07
Crowder, Randy	DT	Penn State	1974-76

Crusan, Doug	T	Indiana	1968-74
Csonka, Larry	FB	Syracuse	1968-74, 1979
Culpepper, Daunte	QB	Central Florida	2006
Current, Mike	T	Ohio State	1967, 1977-79

– D –

Daniels, Travis	CB	Louisiana State	2005-07
Dar Dar, Kirby	WR	Syracuse	1995-98
Darius, Donovan	S	Syracuse	2007
Darnall, Bill	WR	North Carolina	1968-69
Davenport, Ron	FB	Louisville	1985-89
Davis, Gary	RB	Cal Poly-SLO	1976-79
Davis, Ted	LB	Georgia Tech	1970
DeBerg, Steve	QB	San Jose State	1993
DeMarco, Bob	C	Dayton	1970-71
Del Gaizo, Jim	QB	Tampa	1972, 1975
Dellenbach, Jeff	T/C	Wisconsin	1985-94
Den Herder, Vern	DE	Central College (Iowa)	1971-82
Dennard, Mark	C	Texas A&M	1978-83
Dennergy, Mike	LB	Southern Mississippi	1976
Denney, John	LS	Brigham Young	2005-07
Dennis, Mark	T	Illinois	1987-93
Denson, Autry	RB	Notre Dame	1999-00
Diamond, Lorenzo	TE	Auburn	2005
Diana, Rich	RB	Yale	1982
Dixon, Cal	C	Florida	1996
Dixon, Mark	G/T	Virginia	1998-03
Donnalley, Kevin	G	North Carolina	1998-00
Dornbrook, Thom	G	Kentucky	1980
Dotson, Al	DT	Grambling	1966
Dotson, Dewayne	LB/FB	Mississippi	1994-95, 1997
Douglas, Leland	WR	Baylor	1987
Doxzon, Todd	WR/QB	Iowa State	1998
Drayton, Troy	TE	Penn State	1996-99
Drougas, Tom	T	Oregon	1975-76
Duhe, A.J.	LB/DE	Louisiana State	1977-84
Dunaway, Jim	DT	Mississippi	1972
Duper, Mark	WR	Northwestern State (La.)	1982-92
Dvorak, Rick	DE	Wichita State	1977
Dyer, Deon	FB	North Carolina	2000-02

– E –

Easlick, Doug	FB	Virginia Tech	2004
Edmunds, Ferrell	TE	Maryland	1988-92
Edmunds, Randall	LB	Georgia Tech	1968-69
Edwards, Antuan	S	Clemson	2004
Edwards, Robert	RB	Georgia	2002
Elia, Bruce	LB	Ohio State	1975
Ellis, Craig	RB	San Diego State	1986
Ellis, Ken	CB	Southern	1976
Emanuel, Bert	WR	Rice	2000
Emanuel, Frank	LB	Tennessee	1966-69
Emtman, Steve	DT	Washington	1995-96
Ephraim, Alonzo	C/G	Alabama	2005
Erickson, Craig	QB	Miami (Fla.)	1996-98
Erlandson, Tom	LB	Washington State	1966-67
Evans, Frederick	DT	Texas State	2006
Evans, Heath	FB	Auburn	2005
Evans, Norm	T	Texas Christian	1966-75

– F –

Faaola, Nuu	FB	Hawaii	1989
Faison, Earl	DE	Indiana	1966
Farley, Dale	LB	West Virginia	1971
Farmer, George	WR	Southern	1987
Faulkner, Jeff	DE	Southern	1990
Feeley, A.J.	QB	Oregon	2004-05
Feely, Jay	K	Michigan	2007

Feldman, Todd	WR	Kent State	1987
Fernandez, Manny	DE	Utah	1968-75
Fiedler, Jay	QB	Dartmouth	2000-04
Fields, Brandon	P	Michigan State	2007
Fifita, Steve	DT	Utah	2007
Fleming, Marv	TE	Utah	1970-74
Flemons, Ronald	DE	Texas A&M	2004
Fletcher, Jamar	CB	Wisconsin	2001-03
Folau, Spencer	T	Idaho	2001
Foley, Tim	CB/S	Purdue	1970-80
Fonoti, Toniu	G	Nebraska	2006
Forsey, Brock	RB	Boise State	2004
Foster, Jerome	DT	Ohio State	1986
Foster, Roy	G	Southern California	1982-90
Fowler, Charlie	G	Houston	1967-68
Fowlkes, Dennis	LB	West Virginia	1987
Foxx, Dion	LB	James Madison	1994-95
Franklin, Andra	FB	Nebraska	1981-84
Franklin, Tony	K	Texas A&M	1988
Freeman, Arturo	S	South Carolina	2000-04
Frerotte, Gus	QB	Tulsa	2005
Fryar, Irving	WR	Nebraska	1993-95
Frye, David	LB	Purdue	1986-89
Fultz, Mike	DT	Nebraska	1981
Funchess, Tom	T	Jackson State	1974
Furjanic, Tony	LB	Notre Dame	1988

– G –

Gado, Samkon	RB	Liberty	2007
Gadsden, Oronde	WR	Winston-Salem State	1998-03
Gaines, Chris	LB	Vanderbilt	1988
Gaines, William	DT	Florida	1994
Galbreath, Harry	G	Tennessee	1988-92
Galyon, Scott	LB	Tennessee	2000-02
Gamble, Trent	S	Wyoming	2000-03
Gardener, Daryl	DT	Baylor	1996-01
Gardner, Donnie	DE	Kentucky	1991
Gary, Cleveland	RB	Miami (Fla.)	1994
Gbaja-Biamila, Akbar	DE	San Diego State	2007
Giaquinto, Nick	RB	Connecticut	1980-81
Gibson, Ernest	CB	Furman	1989
Giesler, Jon	T	Michigan	1979-88
Gilchrist, Cookie	RB	None	1966
Gilmore, Bryan	WR	Midwestern State	2004-05
Gilmore, Jim	G	Ohio State	1987
Ginn, Hubert	RB	Florida A&M	1970-75
Ginn, Ted Jr.	WR	Ohio State	2007
Glenn, Jason	LB	Texas A&M	2005
Glenn, Kerry	CB	Minnesota	1990-92
Goar, Guy	C	Colorado State	1987
Gogan, Kevin	G	Washington	1999
Golic, Mike	DT	Notre Dame	1993
Goode, Irv	C/G	Kentucky	1973-74
Goode, Kerry	RB	Alabama	1989
Goode, Tom	C	Mississippi State	1966-69
Goodman, André	CB	South Carolina	2006-07
Goodwin, Hunter	TE	Texas A&M	1999-01
Gordon, Lamar	RB	North Dakota State	2004
Gordon, Larry	LB	Arizona State	1976-82
Gore, Stacy	P	Arkansas State	1987
Grady, Garry	S	Eastern Michigan	1969
Graf, Rick	LB	Wisconsin	1987-90
Gramatica, Bill	K	South Florida	2004
Grant, African	S	Illinois	1990
Grant, Ernest	DT	Arkansas Pine-Bluff	2000-01
Grau, Jeff	LS	UCLA	2003
Gray, Chris	G	Auburn	1993-96
Green, Chris	CB/S	Illinois	1991-94
Green, Cleveland	T	Southern	1979-86
Green, Eric	TE	Liberty	1995

Green, Hugh	LB	Pittsburgh	1985-91
Green, Ray	S	South Carolina	2001-02
Green, Trent	QB	Indiana	2007
Green, Yatil	WR	Miami (Fla.)	1997-99
Greene, Andrew	G	Indiana	1995
Greenwood, Morlon	LB	Syracuse	2001-04
Gregory, Damian	DT	Illinois State	2000-01
Griese, Bob	QB	Purdue	1967-80
Griese, Brian	QB	Michigan	2003
Griggs, David	LB/DE	Virginia	1989-93
Grimsley, John	LB	Kentucky	1991-93
Groth, Jeff	WR	Bowling Green	1979
Gruber, Bob	T	Pittsburgh	1987

– H –

Hadnot, Rex	C/G	Houston	2004-07
Hagan, Derek	WR	Arizona State	2006-07
Haley, Jermaine	DT	Butte College	2000-02
Halterman, Aaron	TE	Indiana	2007
Hamilton, Michael	LB	North Carolina A&T	2000
Hammond, Kim	QB	Florida State	1968
Hampton, Lorenzo	RB	Florida	1985-89
Hand, Norman	DT	Mississippi	1995-96
Harden, Bobby	S	Miami (Fla.)	1990-93
Hardy, Bruce	TE	Arizona State	1978-89
Harper, Jack	RB	Florida	1967-68
Harrington, Joey	QB	Oregon	2006
Harris, Anthony	LB	Auburn	1996-99
Harris, Corey	S	Vanderbilt	1997
Harris, Duriel	WR	New Mexico State	1976-83, 1985
Harris, Leroy	FB	Arkansas State	1977-78
Harris, Tuff	S	Montana	2007
Harrison, Lloyd	CB	North Carolina State	2002
Hatcher, Dale	P	Clemson	1993
Hawthorne, Ed	NT	Minnesota	1995
Hayes, Jeff	P	North Carolina	1987
Haynes, Abner	RB	North Texas State	1967
Heath, Clayton	RB	Wake Forest	1976
Heffner-Liddiard, Brody	TE	Colorado	2000
Heflin, Vince	WR	Central State (Ohio)	1982-85
Heinz, Bob	DT	Pacific	1969-77
Heller, Ron	T	Penn State	1993-95
Heller, Will	TE	Georgia Tech	2005
Hendel, Andy	LB	North Carolina State	1986
Hendricks, Tommy	LB	Michigan	2000-03
Henry, Charles	TE	Miami (Fla.)	1991
Henry, Leonard	RB	East Carolina	2002-04
Hester, Ron	LB	Florida State	1982-84
Higgins, Jim	G	Xavier	1966
Higgs, Mark	RB	Kentucky	1990-94
Hill, Barry	S	Iowa State	1975-76
Hill, Eddie	RB	Memphis State	1981-84
Hill, Ike	WR	Catawba	1976
Hill, Nate	DE	Auburn	1988
Hill, Randal	WR	Miami (Fla.)	1991, 1995-96
Hill, Ray	CB	Michigan State	1998-00
Hill, Renaldo	S	Michigan State	2006-07
Hill, Sean	CB/S	Montana State	1994-96
Hines, Jimmy	WR	Texas Southern	1969
Hobley, Liffort	S	Louisiana State	1987-93
Holliday, Vonnice	DT	North Carolina	2005-07
Hollier, Dwight	LB	North Carolina	1992-99
Holmes, Alex	TE	Southern California	2005
Holmes, John	DE	Florida A&M	1966
Holmes, Mike	WR	Texas Southern	1976
Hooper, Trell	CB	Memphis State	1987
Hoover, Houston	G	Jackson State	1994
Hopkins, Jerry	LB	Texas A&M	1967-68
Howard, Reggie	CB	Memphis	2004-05
Howell, Mike	S	Grambling	1972

Howell, Steve	FB	Baylor	1979-81
Huard, Damon	QB	Washington	1997-00
Huddleston, Jim	G	Virginia	1987
Hudock, Mike	C	Miami (Fla.)	1966
Humphrey, Bobby	RB	Alabama	1992
Hunt, Jack	S	Louisiana State	2006
Hunter, Billy	RB	Syracuse	1966
Hunter, Jeff	DE	Albany (Ga.) State	1992-93
Hutton, Tom	P	Tennessee	1999

- I -

Iaquaniello, Mike	S	Michigan State	1991
Ingram, Mark	WR	Michigan State	1993-94
Irvin, Mark	S	Bethune-Cookman	1987
Irwin, Heath	G	Colorado	2000-01
Irwin, Tim	T	Tennessee	1994
Ismail, Qadry	WR	Syracuse	1997
Isom, Rickey	FB	North Carolina State	1987
Izzo, Larry	LB	Rice	1996-00

- J -

Jackson, Calvin	CB/S	Auburn	1994-99
Jackson, Eddie	CB	Arkansas	2005-06
Jackson, Frank	WR	Southern Methodist	1966-67
Jackson, Keith	TE	Oklahoma	1992-94
Jackson, Tyoka	DE	Penn State	1994
Jackson, Vestee	CB	Washington	1991-93
Jacobs, Ray	DT	Howard Payne	1967-68
Jacobs, Tim	CB	Delaware	1996-97
Jacobson, Steve	DE	Abilene-Christian	1987
Jacox, Kendyl	G	Kansas State	2006
Jacquet, Nate	WR	San Diego State	1998-99
James, Jeno	G	Auburn	2004-06
Jaquess, Pete	S	Eastern New Mexico	1966-67
Jarostchuk, Iliia	LB	New Hampshire	1988
Jaworski, Ron	QB	Youngstown State	1987-88
Jeffries, Greg	S	Virginia	1999-00
Jenkins, Al	T	Tulsa	1972
Jenkins, Corey	LB	South Carolina	2003-04
Jenkins, Ed	RB	Holy Cross	1972
Jensen, Jim	QB/WR/RB	Boston University	1981-92
Jerman, Greg	G/T	Baylor	2002-04
Joe, Billy	RB	Villanova	1966
Johnson, Albert	WR	Southern Methodist	2001-02
Johnson, Curtis	CB	Toledo	1970-78
Johnson, Dan	TE	Iowa State	1983-87
Johnson, Demetrious	S	Missouri	1987
Johnson, Greg	G	Oklahoma	1988
Johnson, J.J.	RB	Mississippi State	1999-01
Johnson, Pat	S	Purdue	1995
Johnson, Pete	FB	Ohio State	1984
Jones, Aaron	DE	Eastern Kentucky	1996
Jones, Donnie	P	Louisiana State	2005-06
Jones, Ray	CB	Southern	1971
Jones, Robert	LB	East Carolina	1998-00
Jones, Tebucky	S	Syracuse	2005
Jordan, Charles	WR	Long Beach City College	1996-98
Joswick, Bob	DE	Tulsa	1968-69
Judie, Ed	LB	Northern Arizona	1984
Judson, William	CB	South Carolina State	1981-89
Junior, E.J.	LB	Alabama	1989-91

- K -

Keating, Bill	DT	Michigan	1967
Kehoe, Scott	T	Illinois	1987
Kelly, Ben	CB	Colorado	2000-01
Keyes, Jimmy	LB/K	Mississippi	1968-69
Kidd, John	P	Northwestern	1994-97

Kiick, Jim	RB	Wyoming	1968-74
Kinchen, Brian	TE	Louisiana State	1988-90
Kindig, Howard	G/C	Cal State-Los Angeles	1972-73
King, Vick	RB	McNeese State	2004
Kirby, Terry	RB	Virginia	1993-95
Kitts, Jim	FB	Ferrum College	1997-98
Klingbeil, Chuck	NT	Northern Michigan	1991-95
Knight, Sammy	S	USC	2003-04
Koch, Greg	T	Arkansas	1986-87
Kocourek, Dave	TE	Wisconsin	1966
Kolen, Mike	LB	Auburn	1970-77
Kolic, Larry	LB	Ohio State	1986-88
Konecny, Mark	RB	Alma	1987
Konrad, Rob	FB	Syracuse	1999-04
Kopp, Jeff	LB	Southern California	1995
Kosar, Bernie	QB	Miami (Fla.)	1994-96
Kozlowski, Mike	S	Colorado	1979-86
Krauss, Barry	LB	Alabama	1989
Kremser, Karl	K	Tennessee	1969-70
Kuechenberg, Bob	G	Notre Dame	1970-84
Kumerow, Eric	DE	Ohio State	1988-90

- L -

Laakso, Eric	T	Tulane	1978-84
Lamb, Mack	CB	Tennessee State	1967-68
Lambrecht, Mike	DT	St. Cloud State	1987-89
Land, Mel	LB	Michigan State	1979
Langer, Jim	C	South Dakota State	1970-79
Lankford, Paul	CB	Penn State	1982-91
Lawless, Burton	G	Florida	1981
Lee, Donald	TE	Mississippi State	2003-04
Lee, Larry	G/C	UCLA	1985-86
Lee, Ronnie	T/TE	Baylor	1979-82, 1984-89
Lee, Shawn	NT	North Alabama	1990-91
Lehan, Michael	CB	Minnesota	2006-07
Leigh, Charles	RB	None	1971-74
LeJeune, Norman	S	Louisiana State	2005-06
Lekkerkerker, Cory	T	California-Davis	2007
Lemon, Cleo	QB	Arkansas State	2005-07
Lethridge, Zebbie	CB	Texas Tech	2001
Lewis, David	TE	California	1987
Limbrick, Garrett	FB	Oklahoma State	1990
Little, George	DE	Iowa	1985-87
Little, Larry	G	Bethune Cookman	1969-80
Liwinski, Chris	G	Indiana	2007
Logan, Marc	FB	Kentucky	1989-91
Lothridge, Billy	P	Georgia Tech	1972
Lowe, Omare	CB	Washington	2002
Lubischer, Steve	LB	Boston College	1987
Lucas, Ray	QB	Rutgers	2001-02
Lusk, Hendrick	TE	Utah	1998
Lusteg, Booth	K	Connecticut	1967

- M -

Mackey, Kyle	QB	East Texas State	1987
Madison, Sam	CB	Louisville	1997-05
Malone, Benny	RB	Arizona State	1974-78
Malone, Darrell	CB	Jacksonville State	1992-94
Mandich, Jim	TE	Michigan	1970-77
Manning, Brian	WR	Stanford	1997
Mare, Olindo	K	Syracuse	1997-06
Marino, Dan	QB	Pittsburgh	1983-99
Marion, Brock	S	Nevada	1998-03
Mark, Greg	LB	Miami (Fla.)	1990
Marrone, Doug	G/C	Syracuse	1987
Marshall, David	LB	Eastern Michigan	1987
Martin, David	TE	Tennessee	2007
Martin, Jamar	FB	Ohio State	2004
Martin, Tony	WR	Mesa (Colo.)	1989-93, 1999-00

Mass, Wayne	T	Clemson	1971
Massaquoi, Tim	TE	Michigan	2006
Matheson, Bob	LB	Duke	1971-79
Matthews, Bo	FB	Colorado	1981
Matthews, Wes	WR	Northeastern State (Okla.)	1966
Mauck, Carl	C	Southern Illinois	1970
Mauia, Reagan	FB	Hawaii	2007
Maxwell, Jim	LB	Gardner-Webb	2006
McBride, Norm	DE	Utah	1969-70
McCreary, Loaird	TE	Tennessee State	1976-78
McCullers, Dale	LB	Florida State	1969
McDaniel, Wahoo	LB	Oklahoma	1966-68
McDermott, Sean	LS	Kansas	2003
McDougle, Stockar	T	Oklahoma	2005
McDuffie, O.J.	WR	Penn State	1993-01
McFarland, Jim	TE	Nebraska	1975
McGarrahan, Scott	S	New Mexico	2001-02
McGeever, John	S	Auburn	1966
McGruder, Michael	CB	Kent State	1990-91
McGwire, Dan	QB	San Diego State	1995
McHale, Tom	G	Cornell	1995
McIntosh, Damion	T	Kansas State	2004-06
McIver, Everett	G	Elizabeth City College	1996-97
McKenzie, Kevin	WR	Washington State	1999
McKinney, Seth	C/G	Texas A&M	2002-06
McKinnon, Dennis	WR	Florida State	1990
McKnight, James	WR	Liberty	2001-03
McKyer, Tim	CB	Texas Arlington	1990
McMichael, Randy	TE	Georgia	2002-06
McNeal, Don	CB	Alabama	1980-89
McPhail, Jerris	RB	East Carolina	1996-97
Merritt, Dave	LB	North Carolina State	1993
Mertens, Jim	TE	Fairmont State	1969
Michel, Mike	P/K	Stanford	1977
Miles, Edmond	LB	Iowa	2007
Miller, Scott	WR	UCLA	1991-96
Milner, Billy	T	Houston	1995-96
Milton, Gene	WR	Florida A&M	1968-69
Mingo, Gene	K	None	1966-67
Minor, Travis	RB	Florida State	2001-06
Mira, George	QB	Miami (Fla.)	1971
Mitchell, Melvin	G	Tennessee State	1976-78
Mitchell, Scott	QB	Utah	1990-93
Mitchell, Shirdonya	CB	Missouri	2006
Mitchell, Stan	RB	Tennessee	1966-70
Mixon, Kenny	DE	Louisiana State	1998-01
Monds, Mario	DT	Cincinnati	2004
Moore, Corey	LB	Virginia Tech	2001
Moore, Dave	TE	Pittsburgh	1992
Moore, Eddie	LB	Tennessee	2003-05
Moore, Eric	T	Indiana	1995
Moore, Mack	DE	Texas A&M	1985-86
Moore, Maulty	DT	Bethune-Cookman	1972-74
Moore, Nat	WR	Florida	1974-86
Moore, Ron	RB	Pittsburg State (Kan.)	1998
Moore, Stevon	S	Mississippi	1990
Moore, Wayne	T	Lamar	1970-78
Moreau, Doug	TE	Louisiana State	1966-69
Morrall, Earl	QB	Michigan State	1972-76
Morris, Mercury	RB	West Texas State	1969-75
Morris, Sammy	RB	Texas Tech	2004-06
Morris, Victor	LB	Miami (Fla.)	1987
Moser, Rick	RB	Rhode Island	1980
Moses, Quentin	DE	Georgia	2007
Moyer, Alex	LB	Northwestern	1985-86
Mruczkowski, Gene	G	Purdue	2007
Mumphord, Lloyd	CB	Texas Southern	1969-74

– N –

Nails, Jamie	G	Florida A&M	2002-03
Nathan, Tony	RB	Alabama	1979-87
Nealy, Ray	RB	Arkansas-Pine Bluff	1997
Nedney, Joe	K	San Jose State	1996-97
Neff, Bob	S	Stephen F. Austin State	1966-68
Neighbors, Billy	G	Alabama	1966-69
Newman, Ed	G	Duke	1973-84
Newman, Keith	LB	North Carolina	2006
Newson, Kendall	WR	Middle Tennessee State	2003-05
Nicolas, Scott	LB	Miami (Fla.)	1987
Ninkovich, Rob	DE	Purdue	2007
Nomina, Tom	DT	Miami (Ohio)	1966-68
Noonan, Karl	WR	Iowa	1966-71
Norton, Rick	QB	Kentucky	1966-69
Nottingham, Don	FB	Kent State	1973-77
Novak, Jeff	T	Southwest Texas State	1994

– O –

Odom, Cliff	LB	Texas Arlington	1990-93
Offerdahl, John	LB	Western Michigan	1986-93
Ogden, Jeff	WR	Eastern Washington	2000-01
Oglesby, Alfred	DE/NT	Houston	1990-92
Ogunleye, Adewale	DE	Indiana	2000-03
Oliver, Louis	S	Florida	1989-93, 1995-96
Oliver, Muhammad	CB	Oregon	1994
Orosz, Tom	P	Ohio State	1981-82
Ortega, Ralph	LB	Florida	1979-80
Oubre, Louis	G	Oklahoma	1987
Ours, Greg	C	Muskingum	1987
Overstreet, David	RB	Oklahoma	1983
Owens, Morris	WR	Arizona State	1975-76
Owens, Rich	DE	Lehigh	1999-00

– P –

Paige, Tony	FB	Virginia Tech	1990-92
Page, Chase	DE	North Carolina	2007
Palmer, Dick	LB	Kentucky	1970
Park, Ernie	G	McMurray	1966
Parmalee, Bernie	RB	Ball State	1992-98
Pearson, Willie	CB	North Carolina A&T	1969
Pederson, Doug	QB	Northeast Louisiana	1993
Peelle, Justin	TE	Oregon	2006-07
Perriman, Brett	WR	Miami (Fla.)	1997
Perry, Ed	TE	James Madison	1997-04
Perry, Jerome	S	Eastern Michigan	2007
Perry, Todd	G	Kentucky	2001-03
Pesuit, Wally	T	Kentucky	1977-78
Petrella, Bob	S	Tennessee	1966-71
Phillips, Lawrence	RB	Nebraska	1997
Pidgeon, Tim	LB	Syracuse	1987
Planansky, Joe	TE	Chadron State	1995
Plummer, Bruce	CB	Mississippi State	1988
Pool, David	CB	Carson-Newman	1994
Poole, Ken	DT	Northeast Louisiana	1981-82
Poole, Will	CB	USC	2004-05
Pope, Derrick	LB	Alabama	2004-07
Porter, Joey	LB	Colorado State	2007
Potter, Steve	LB	Virginia	1981-82
Potts, Roosevelt	FB	Northeast Louisiana	1997
Powell, Alvin	G	Winston-Salem State	1989
Powell, Jesse	LB	West Texas State	1969-73
Preston, Roell	WR	Mississippi	1999
Price, Sam	RB	Illinois	1966-68
Pritchett, Stanley	FB	South Carolina	1996-99
Prokop, Joe	P	Cal Poly-Pomona	1992
Pruitt, James	WR	Cal State-Fullerton	1986-88, 1990-91
Pryor, Barry	RB	Boston University	1969-70
Pyburn, Jack	T	Texas A&M	1967-68

– R –

Rader, Jason	TE	Marshall	2006
Raglin, Floyd	CB	Southern	1987
Randle, Tate	S	Texas Tech	1987
Rather, Bo	RB	Michigan	1973, 1978
Ray, Ricky	CB	Norfolk State	1981-82
Readon, Ike	DT	Hampton Institute	1987
Reaves, Willard	RB	Northern Arizona	1989
Reed, Kerry	WR	Michigan State	2007
Reese, Don	DT	Jackson State	1974-76
Reichenbach, Mike	LB	East Stroudsburg	1990-91
Reilly, Dameon	WR	Rhode Island	1987
Reveiz, Fuad	K	Tennessee	1985-88
Rhone, Earnie	LB	Henderson State	1975-84
Rice, Ken	G	Auburn	1966-67
Richardson, Jeff	T	Michigan State	1969
Richardson, John	DT	UCLA	1967-71
Richardson, Kyle	P	Arkansas State	1997
Richardson, Willie	WR	Jackson State	1970
Riley, Jim	DE	Oklahoma	1967-71
Roberson, Bo	WR	Cornell	1966
Roberson, Vern	S	Grambling	1977
Roberts, Archie	QB	Columbia	1967
Roberts, George	P	Virginia Tech	1978-80
Roberts, Guy	LB	Maryland	1977
Robinson, Derreck	DE	Iowa	2007
Robinson, Fred	LB	Miami (Fla.)	1986
Robinson, Bryan	DE	Fresno State	2004
Robiskie, Terry	FB	Louisiana State	1980-81
Roby, Reggie	P	Iowa	1983-92
Roderick, John	WR	Southern Methodist	1966-67
Rodgers, Derrick	LB	Arizona State	1997-02
Rogers, Charlie	RB/KR	Georgia Tech	2003
Rogers, Nick	LB	Georgia Tech	2005
Romero, Dario	DT	Eastern Washington	2002-04
Rose, Donovan	S	Hampton Institute	1986-87
Rose, Joe	TE	California	1980-85
Rosenfels, Sage	QB	Iowa State	2002-05
Roth, Matt	DE	Iowa	2005-07
Roth, Pete	FB	Northern Illinois	1987
Royals, Mark	P	Appalachian State	2002-03
Ruddy, Tim	C	Notre Dame	1994-03
Rudolph, Jack	LB	Georgia Tech	1966
Russell, Cliff	WR	Utah	2005-06
Russell, Twan	LB	Miami (Fla.)	2000-02

– S –

Salter, Bryant	S	Pittsburgh	1976
Sampleton, Lawrence	TE	Texas	1987
Sander, Mark	LB	Louisville	1992
Satele, Samson	C	Hawaii	2007
Saxon, James	RB	San Jose State	1992-94
Schamel, Duke	LB	South Dakota	1987
Schulters, Lance	S	Hofstra	2005, 2007
Schwedes, Scott	WR	Syracuse	1987-90
Scott, Jake	S	Georgia	1970-75
Scott, Ronald	RB	Southern	1987
Scott, Stanley	DE	Florida State	1987
Seau, Junior	LB	USC	2003-05
Secules, Scott	QB	Virginia	1989-92
Seiple, Larry	P/RB/TE	Kentucky	1967-77
Selfridge, Andy	LB	Virginia	1976
Sellers, Ron	WR	Florida State	1973
Sendlein, Robin	LB	Texas	1985
Shannon, Larry	WR	East Carolina	1998-99
Shaw, Josh	DT	Michigan State	2004-05
Shaw, Terrance	CB	Stephen F. Austin	2000
Sheldon, Mike	T	Grand Valley State	1997-99
Shelton, L.J.	G/T	Eastern Michigan	2006-07

Shepherd, Leslie	WR	Temple	2000
Shipp, Jackie	LB	Oklahoma	1984-88
Shiver, Sanders	LB	Carson-Newman	1984-85
Shull, Steve	LB	William & Mary	1980-83
Siler, Rich	TE	Texas A&M	1987
Simmons, Sam	WR	Northwestern	2003
Simpson, Antoine	DT	Houston	1999
Simpson, Bob	DE	Colorado	1978
Sims, Keith	G	Iowa State	1990-97
Singleton, Chris	LB	Arizona	1993-96
Small, Gerald	CB	San Jose State	1978-83
Smith, Brent	G/T	Mississippi State	1997-02
Smith, Frankie	CB	Baylor	1993-95
Smith, Kelvin	LB	Syracuse	2007
Smith, Lamar	RB	Houston	2000-01
Smith, Mike	CB	Texas-El Paso	1985-87
Smith, Sammie	RB	Florida State	1989-91
Smith, Tom	RB	Miami (Fla.)	1973
Smith, Wade	T	Memphis	2003-06
Smith, Willie	TE	Miami (Fla.)	1987
Sochia, Brian	DT	Northwestern Oklahoma State	1986-91
Solai, Paul	DT	Utah	2007
Solomon, Freddie	WR	Tampa	1975-77
Solomon, Jesse	LB	Florida State	1994
Sowell, Robert	CB	Howard	1983-85, 1987
Speyrer, Cotton	WR	Texas	1975
Spikes, Irving	RB	Northeast Louisiana	1994-97
Spragan, Donnie	LB	Stanford	2005-07
Spriggs, Marcus	T	Houston	2001-02
Squirek, Jack	LB	Illinois	1986
Stanfill, Bill	DE	Georgia	1969-76
Stankavage, Scott	QB	North Carolina	1987
Stanley, Walter	WR	Mesa (Colo.)	1991
St. Clair, John	T	Virginia	2004
Stephenson, Dwight	C	Alabama	1980-87
Stewart, Michael	S	Fresno State	1994-96
Stewart, Rayna	S	Northern Arizona	1998
Stofa, John	QB	Buffalo	1966-67, 1969-70
Stokes, Barry	T	Eastern Michigan	1998
Storr, Greg	LB	Boston College	1987
Stoudt, Cliff	QB	Youngstown State	1989
Stowe, Otto	WR	Iowa State	1971-72
Stoyanovich, Pete	K	Indiana	1989-95
Stradford, Troy	RB	Boston College	1987-90
Strock, Don	QB	Virginia Tech	1974-87
Strother, Billy	LB	New Mexico	2004
Stubbs, Daniel	DE	Miami (Fla.)	1996-98
Stuckey, Henry	CB	Missouri	1972-74
Suggs, Lee	RB	Virginia Tech	2006
Surtain, Patrick	CB	Southern Mississippi	1998-04
Swain, John	CB	Miami (Fla.)	1985, 1987
Swayne, Harry	T	Rutgers	2001
Swift, Doug	LB	Amherst	1970-75
Swoopes, Pat	DE	Mississippi State	1991

- T -

Tagliaferri, John	RB	Cornell	1987
Tanner, Barron	DT	Oklahoma	1997-98
Tautolo, Terry	LB	UCLA	1983-84
Taylor, Ed	CB	Memphis State	1979-82
Taylor, Henry	DT	South Carolina	2001
Taylor, Jason	DE	Akron	1997-07
Taylor, Johnny	LB	Hawaii	1986
Teague, George	S	Alabama	1997
Teal, Jimmy	WR	Texas A&M	1988
Testerman, Don	FB	Clemson	1980
Thayer, Tom	G/C	Notre Dame	1993
Thomas, Kiwaukee	CB	Georgia Southern	2005
Thomas, Lamar	WR	Miami (Fla.)	1996-00
Thomas, Norris	CB	Southern Mississippi	1977-79

Thomas, Rodell	LB	Alabama State	1981, 1983-84
Thomas, Rodney	CB	Brigham Young	1988-90
Thomas, Thurman	RB	Oklahoma State	2000
Thomas, Zach	LB	Texas Tech	1996-07
Thompson, Derrius	WR	Baylor	2003-04
Thompson, Lamont	S	Washington State	2007
Thompson, Reyna	CB	Baylor	1986-88
Thornton, Jack	LB	Auburn	1966
Tiffin, Van	K	Alabama	1987
Tilley, Emmett	LB	Duke	1983
Tillman, Andre	TE	Texas Tech	1974-78
Tillman, Travares	S	Georgia Tech	2005-07
Toews, Jeff	G	Washington	1979-85
Torczon, LaVerne	DE	Nebraska	1966
Torrey, Bob	FB	Penn State	1979
Toth, Tom	G	Western Michigan	1986-89
Towle, Steve	LB	Kansas	1975-80
Towns, Lester	LB	Washington	2005
Traylor, Keith	DT	Central State (Okla.)	2005-07
Tucker, Gary	RB	Tennessee-Chattanooga	1968
Turk, Matt	P	Wisconsin-Whitewater	2000-01, 2003-04
Turner, T.J.	DE	Houston	1986-92
Twilley, Howard	WR	Tulsa	1966-76

- U -

Uhlenhake, Jeff	C	Ohio State	1989-93
Urbanek, Jim	DT	Mississippi	1968
Uwaezuoke, Iheanyi	WR	California	1998

- V -

Veasey, Craig	DT	Houston	1993-94
Vick, Marcus	WR/QB	Virginia Tech	2006
Vigorito, Tom	RB/WR	Virginia	1981-85
Vincent, Troy	CB	Wisconsin	1992-95
Volk, Rick	S	Michigan	1977-78
von Schamann, Uwe	K	Oklahoma	1979-84

- W -

Wade, Charley	WR	Tennessee State	1973
Wade, Todd	T	Mississippi	2000-03
Wainright, Frank	TE	Northern Colorado	1995-98
Walker, Bracey	S	North Carolina	1997
Walker, Brian	S	Washington State	1997-98, 2000-01
Walker, Fulton	CB	West Virginia	1981-84
Walters, Rod	G	Iowa	1980
Wantland, Hal	S	Tennessee	1966
Ward, Chris	T	Ohio State	1986
Ward, Dedric	WR	Northern Iowa	2001-02
Ward, Ronnie	LB	Kansas	1997
Warfield, Paul	WR	Ohio State	1970-74
Warren, Jimmy	CB	Illinois	1966-69
Washington, Dick	CB	Bethune-Cookman	1968
Washington, Mark	LB	Texas State	2007
Weaver, Jed	TE	Oregon	2000-02
Webb, Richmond	T	Texas A&M	1990-00
Webster, Larry	DT	Maryland	1992-94
Weidner, Bert	G/C	Kent State	1990-95
Weisacosky, Ed	LB	Miami (Fla.)	1968-70
Welker, Wes	WR	Texas Tech	2004-06
West, Willie	S	Oregon	1966-68
Westmoreland, Dick	CB	North Carolina A&T	1966-69
White, Jeris	CB	Hawaii	1974-76
Whitley, Taylor	G	Texas A&M	2003-04
Wickert, Tom	T	Washington State	1974
Wilkinson, Dan	DT	Ohio State	2006
Williams, Delvin	RB	Kansas	1978-80
Williams, Gene	G	Iowa State	1991-92

Williams, Jarvis	S	Florida	1988-93
Williams, Jay	DE	Wake Forest	2002-04
Williams, Joel	TE	Notre Dame	1987
Williams, Kevin	S	Oklahoma State	2000
Williams, Maxie	G/T	Southeastern Louisiana	1966-70
Williams, Mike	WR	Northeastern	1991-95
Williams, Quintin	S	Wake Forest	2004
Williams, Renauld	LB	Hofstra	2004
Williams, Ricky	RB	Texas	2002-03, 2005, 2007
Williams, Ronnie	TE	Oklahoma State	1993-95
Wilmsmeyer, Klaus	P	Louisville	1998
Wilson, George, Jr.	QB	Xavier	1966
Wilson, Jerry	CB	Southern	1996-00
Wilson, Karl	DE	Louisiana State	1990, 1993
Wilson, Robert	FB	Texas A&M	1994-96
Wimberly, Derek	DE	Purdue	1987
Windauer, Bill	DT	Iowa	1975
Winfrey, Stan	RB	Arkansas State	1975-77
Wiska, Jeff	G	Michigan State	1987
Wood, Dick	QB	Auburn	1966
Wooden, Shawn	S	Notre Dame	1996-99, 2001-04
Woodley, David	QB	Louisiana State	1980-83
Woods, Larry	DT	Tennessee State	1973
Woodson, Fred	G	Florida A&M	1967-69
Worrell, Cameron	S	Fresno State	2007
Wright, Manuel	DT	Southern California	2005
Wright, Rodrique	DT	Texas	2006-07
Wyrick, Jimmy	CB	Minnesota	2003-04

– Y –

Yates, Billy	G	Texas A&M	2003
Yepremian, Garo	K	None	1970-78
Young, Steve	T	Colorado	1977
Young, Willie	T	Alcorn A&M	1973

– Z –

Zawatson, Dave	T	California	1991
Zecher, Rich	DT	Utah State	1966-67
Zgonina, Jeff	DT	Purdue	2003-06
Zolak, Scott	QB	Maryland	1999

Boldface indicates active player or coach.

WHERE THEY'VE COME FROM

(Colleges and Universities which have produced Dolphin players)

Abilene-Christian 1, Akron 1, Alabama 16, Alabama State 1, Albany (Ga.) State 1, Alcorn A&M 1, Alma 1, Amherst 2, Appalachian State 1, Arizona 2, Arizona State 7, Arkansas 4, Arkansas Pine-Bluff 2, Arkansas State 6, Auburn 15, Ball State 1, Baylor 10, Benedict College 1, Bethune-Cookman 7, Boise State 1, Boston College 5, Boston University 2, Bowling Green 1, Brigham Young 3, Buffalo 1, Butte College 1, California 5, California-Davis 2, Cal Poly-Pomona 1, Cal Poly-SLO 1, Cal State-Fullerton 1, Cal State-Los Angeles 1, Carson-Newman 2, Catawba 1, Central College (Iowa) 1, Central Florida 1, Central State (Ohio) 1, Central State (Okla.) 1, Chadron State (Neb.) 1, Cincinnati 1, Clemson 4, Colorado 8, Colorado State 2, Columbia 1, Connecticut 2, Cornell 3, Dartmouth 1, Dayton 1, Delaware 1, Delta State 1, Duke 6, East Carolina 6, East Stroudsburg 1, East Texas State 1, Eastern Kentucky 2, Eastern Michigan 5, Eastern New Mexico 1, Eastern Washington 4, Elizabeth City College 1, Fairmont State 1, Ferrum College 1, Florida 14, Florida A&M 6, Florida State 10, Ft. Valley State 1, Franklin and Marshall 1, Fresno State 3, Furman 1, Gardner-Webb 1, Georgia 5, Georgia Southern 1, Georgia Tech 11, Grambling 4, Grand Valley State 1, Hampton 4, Hawaii 5, Henderson State 2, Hofstra 2, Holy Cross 1, Houston 9, Howard 1, Howard Payne 1, Idaho 1, Illinois 7, Illinois State 1, Indiana 10, Indiana State 1, Iona 1, Iowa 8, Iowa State 7, Jackson State 5, Jacksonville State 1, James Madison 3, Kansas 4, Kansas State 2, Kent State 4, Kentucky 11, Lamar 1, Lehigh 1, Liberty 4, Long Beach City College 1, Louisiana-Lafayette 1, Louisiana-Monroe 5, Louisiana State 13, Louisville 7, MacMurray 1, Marshall 1, Maryland 6, McNeese State 2, Memphis

7, Mesa (Colo.) 2, Miami (Fla.) 29, Miami (Ohio) 1, Michigan 11, Michigan State 12, Michigan Tech 1, Middle Tennessee State 1, Midwestern State 1, Minnesota 7, Mississippi 10, Mississippi State 6, Missouri 4, Montana 1, Montana State 1, Montclair State 1, Morgan State 1, Morris Brown 1, Muskingum 1, Nebraska 8, Nevada 3, New Hampshire 1, New Mexico 2, New Mexico State 3, No College 4, Norfolk State 1, North Carolina 11, North Carolina A&T 3, North Carolina Central 1, North Carolina State 4, North Dakota State 2, North Texas 2, Northeastern 1, Northeastern State (Okla.) 1, Northern Arizona 3, Northern Colorado 1, Northern Illinois 1, Northern Iowa 2, Northern Michigan 1, Northwestern 3, Northwestern Oklahoma State 1, Northwestern State (La.) 1, Notre Dame 10, Ohio State 20, Oklahoma 11, Oklahoma State 4, Omaha 1, Oregon 7, Pacific 1, Penn State 10, Pittsburg State (Kan.) 1, Pittsburgh 6, Princeton 1, Purdue 9, Rhode Island 2, Rice 4, Rutgers 3, St. Cloud State 1, San Diego State 5, San Jose State 5, South Carolina 7, South Carolina State 1, South Dakota 1, South Dakota State 1, South Florida 1, Southern 6, Southern California 7, Southern Illinois 1, Southern Methodist 3, Southern Mississippi 5, Stanford 7, Stephen F. Austin 3, Syracuse 16, Tampa 3, Temple 2, Tennessee 16, Tennessee-Chattanooga 1, Tennessee State 6, Texas 7, Texas A&M 17, Texas Arlington 2, TCU 5, Texas-El Paso 1, Texas Southern 5, Texas State 3, Texas Tech 7, Toledo 1, Tulane 2, Tulsa 6, UCLA 8, Utah 9, Utah State 2, Vanderbilt 3, Villanova 1, Virginia 10, Virginia State 1, Virginia Tech 7, Wake Forest 4, Washington 7, Washington State 6, Wayne State 1, Western Carolina 1, Western Illinois 2, Western Michigan 2, West Texas State 2, West Virginia 6, Wichita State 1, William & Mary 1, Winston-Salem State 2, Wisconsin 7, Wisconsin-Whitewater 1, Wyoming 2, Xavier 2, Yale 1, Youngstown State 1.

TOP SCHOOLS: 29 – Miami (Fla.); 20 – Ohio State; 17 – Texas A&M; 16 – Alabama, Syracuse, Tennessee; 15 – Auburn; 14 – Florida; 13 – Louisiana State; 12 – Michigan State.

LENGTH OF SERVICE

TOTAL YEARS	NAME AND YEARS PLAYED
17	Dan Marino 83-99
15	Bob Kuechenberg 70-84
14	Bob Griese 67-80; Don Strock 74-87
13	Nat Moore 74-86
12	Vern Den Herder 71-82; Bruce Hardy 78-89; Jim Jensen 81-92; Larry Little 69-80; Ed Newman 73-84; Zach Thomas 96-07
11	Tim Bowens, 94-04; Mark Duper 82-92; Tim Foley 70-80; Larry Seiple 67-77; Jason Taylor 97-07 ; Howard Twilley 66-76; Richmond Webb 90-00
10	Dick Anderson 68-77; Bob Baumhower 77-86; Doug Betters 78-87; Mark Clayton 83-92; Jeff Dellenbach 85-94; Norm Evans 66-75; Jon Giesler 79-88; Jim Langer 70-79; Paul Lankford 82-91; Ronnie Lee 79-82, 84-89; Olindo Mare 97-06; Don McNeal 80-89; Earnie Rhone 75-84; Reggie Roby 83-92; Tim Ruddy, 94-03;

Boldface indicates active player.

DOLPHINS BY THE NUMBERS

(1966-07)

- 1 – Garo Yepremian (1970-78); Tony Franklin (1988); Willie Beecher (1988); Matt Turk (2000-01, 2003-04)
- 2 – Cookie Gilchrist (1966); *Willie Beecher (1987)
- 3 – Tom Orosz (1981-82); *Stacy Gore (1987); Van Tiffin (1987); Mark Royals (2002-03); Joey Harrington (2006); Jay Feely (2007)
- 4 – George Roberts (1978-80); Reggie Roby (1983-92); Tom Hutton (1999); Brandon Fields (2007)
- 5 – Booth Lusteg (1967); John Stofa (1969-70); Uwe von Schamann (1979-84); Jeff Hayes (1987); Kyle Richardson (1997); Matt Bryant (2004); Donnie Jones (2005-06)
- 6 – Jim Arnold (1994); Joe Nedney (1996-97); Brent Bartholomew (1999); Ray Lucas (2001-02)
- 7 – Billy Lothridge (1972); Guy Benjamin (1978-79); Fuad Reveiz (1985-88); Charlie Baumann (1991); Joe Prokop (1992); Dale Hatcher (1993); Craig Erickson (1996-98); A.J. Feeley (2004-05)
- 8 – Klaus Wilmsmeyer (1998); Daunte Culpepper (2006)
- 9 – Scott Secules (1989-92); Jay Fiedler (2000-04); John Beck (2007)
- 10 – George Wilson, Jr. (1966); George Mira (1971); Don Strock (1974-87); Pete Stoyanovich (1989-95); Olindo Mare (1997-06); Trent Green (2007)
- 11 – Rick Norton (1966-69); Jim Del Gaizo (1972, 1975); Jim Jensen (1981-92); Dan McGwire (1995); Damon Huard (1997-00); Bill Gramatica (2004); Gus Frerotte (2005)

- 12 – Bob Griese (1967-80)
- 13 – Jake Scott (1970-75); Dan Marino (1983-99)
- 14 – *Scott Stankavage (1987); Doug Pederson (1993); Scott Zolak (1999); Brian Griese (2003)
- 15 – John Stofa (1966-67); Kim Hammond (1968); Karl Kremser (1969-70); Charles Leigh (1971); Earl Morrall (1972-76); *Kyle Mackey (1987); Kirby Dar Dar (1995, 1997); Ronald Bellamy (2004); Kerry Reed (2007)
- 16 – Archie Roberts (1967); Tom Boutwell (1969); David Woodley (1980-83); Marcus Vick (2006)
- 17 – Mike Michel (1977); Ron Jaworski (1987-88); Steve DeBerg (1993); John Kidd (1994-97); Todd Doxzon (1998); Cleo Lemon (2005-07)
- 18 – Dick Wood (1966); Cliff Stoudt (1989); Sage Rosenfels (2002-05)
- 19 – Reyna Thompson (1986); Scott Mitchell (1990-93); Bernie Kosar (1994-96); Nate Jacquet (1998); Ted Ginn, Jr. (2007)
- 20 – Larry Seiple (1967-77); Neal Colzie (1979); David Overstreet (1983); *Rickey Isom (1987); John Cribbs (1988); Marc Logan (1989-91); Muhammad Oliver (1994); Ray Nealy (1997); John Avery (1988-99); Ben Kelly (2000-01); Lloyd Harrison (2002); Arturo Freeman (2003-04); Kiwaukee Thomas (2005); Eddie Jackson (2006); Lorenzo Booker (2007)
- 21 – Gene Mingo (1966-67); Jim Kiick (1968-74); Rick Volk (1977-78); *Tate Randle (1987); Mark Higgs (1990-94); Lawrence Phillips (1997); Rayna Stewart (1997); Autry Denson (1999-00); Terry Cousin (2001); Jamar Fletcher (2002-03); Antuan Edwards (2004); Travis Daniels (2005-06); André Goodman (2007)
- 22 – Willie West (1966-68); Mercury Morris (1969-75); Tony Nathan (1979-87); Kerry Goode (1989); Tim McKyer (1990); James Saxon (1992-94); Shawn Wooden (1996-99); Terrance Shaw (2000); Shawn Wooden (2001-04); Jesse Chatman (2005); Lee Suggs (2006); Michael Lehan (2007)
- 23 – Wes Matthews (1966); Charles Leigh (1973-74); Joe Carter (1984-86); Troy Stradford (1987); *Demetrious Johnson (1987); Troy Stradford (1987-90); Troy Vincent (1992-95); Robert Bailey (1996); George Teague (1997); Patrick Surtain (1998-04); Ronnie Brown (2005-07)
- 24 – Billy Hunter (1966); Jack Clancy (1967-69); Delvin Williams (1978-80); Reyna Thompson (1986-87); *Floyd Raglin (1987); Reyna Thompson (1987-88); Rodney Thomas (1989-90); Vestee Jackson (1991-93); Pat Johnson (1995); Jerry Wilson (1996-00); Jamar Fletcher (2001); Omare Lowe (2002); Sammy Knight (2003-04); Tebucky Jones (2005); Renaldo Hill (2006-07)
- 25 – Dick Westmoreland (1966-69); Tim Foley (1970-80); Mike Smith (1985-87); Louis Oliver (1989-93, 1995-96); Corey Harris (1997); Greg Jeffries (1999-00); Jimmy Wyrick (2003); Reggie Howard (2004-05); Will Allen (2006-07)
- 26 – Frank Jackson (1966-67); Lloyd Mumphord (1969-74); Duriel Harris (1976); Donovan Rose (1986-87); Jarvis Williams (1988-93); Bracey Walker (1997); Lamar Smith (2000-01); Leonard Henry (2002-04); Travares Tillman (2005-07)
- 27 – Gary Tucker (1968); Gary Davis (1976-79); Lorenzo Hampton (1985-89); Stevon Moore (1990); David Pool (1994); Terrell Buckley (1995-99); Arturo Freeman (2000-02); Terrell Buckley (2003); Will Poole (2004-05); Shirdonya Mitchell (2006); Lamont Thompson (2007); Samkon Gado (2007)
- 28 – George Chesser (1966); Abner Haynes (1967); Gene Milton (1968-69); Ed Jenkins (1972); Hubert Ginn (1975); Don McNeal (1980-89); Michael McGruder (1990-91); Frankie Smith (1993); Gene Atkins (1994-96); Ray Hill (1998-00); Travis Minor (2002-06); Jesse Chatman (2007)
- 29 – Jack Harper (1967-68); Garry Grady (1969); Tom Smith (1973); John Swain (1985); Liffort Hobley (1987-93); Frankie Smith (1994-95); Sam Madison (1997-05); André Goodman (2006); Travis Daniels (2007)
- 30 – Sam Price (1966-68); Bryant Salter (1976); Ron Davenport (1985-89); Bernie Parmalee (1992-98); Obafemi Ayanbadejo (2003); Lamar Gordon (2004); Lance Schulters (2005); Michael Lehan (2006)
- 31 – George Chesser (1967); Barry Pryor (1969-70); Terry Cole (1971); Norm Bulaich (1975-79); Rick Moser (1980); Eddie Hill (1981-84); Sean Hill (1994-96); Brock Marion (1998-03); Sammy Morris (2004-06); Lance Schulters (2007)
- 32 – Joe Auer (1966-67); Hubert Ginn (1970-73); Benny Malone (1974-78); Tom Vigorito (1981-85); Donald Brown (1986); *Pete Roth (1987); Garrett Limbrick (1990); Bruce Alexander (1992-93); Aaron Craver (1994); Cleveland Gary (1994); Jerris McPhail (1996-97); J.J. Johnson (1999-01); Charlie Rogers (2003); Jamar Martin (2004); Jason Allen (2006-07)
- 33 – Billy Joe (1966); Hubert Ginn (1974); Stan Winfrey (1975-77); Billy Cesare (1980); Bo Matthews (1981); Rich Diana (1982); Craig Ellis (1986); *Ronald Scott (1987); Sammie Smith (1989-91); Karim Abdul-Jabbar (1996-99); Deon Dyer (2000-02); Vick King (2004); Jerome Perry (2007)
- 34 – Ron Sellers (1973); Jim Braxton (1978); Don Testerman (1980); Woody Bennett (1980-88); Nuu Faaoia (1989); Tony Collins (1990); Aaron Craver (1991-93); Tyrone Braxton (1994); Tim Jacobs (1996-97); Ron Moore (1998); Cecil Collins (1999); Thurman Thomas (2000); Travis Minor (2001); Ricky Williams (2002-03, 05, 07)
- 35 – Rick Casares (1966); Stan Mitchell (1966-70); Clayton Heath (1976); Nick Giaquinto (1980-81); *John Tagliaferri (1987); Kerry Glenn (1990-92); Michael Stewart (1994-96); Irving Spikes (1997); Ben Kelly (2000); Jimmy Wyrick (2004); Eddie Jackson (2005); Tuff Harris (2007)
- 36 – Preston Carpenter (1966); Charles Leigh (1972); Don Nottingham (1973-77); Steve Howell (1979-81); Tom Brown (1987-89); Stephen Braggs (1992-93); Stanley Pritchett (1996-99); Darian Barnes (2005-06)
- 37 – Charley Wade (1973); Andra Franklin (1981-84); Mike Kozlowski (1979-80); J.B. Brown (1989-96); Zebbie Lethridge (2001); Jeremiah Bell (2004-07)

- 38 – Leroy Harris (1977-78); Bob Torrey (1979); Terry Robiskie (1980-81); Ron Landry (1984); *Clarence Bailey (1987); Bruce Plummer (1988); Willard Reaves (1989); Calvin Jackson (1994-99); Kevin Williams (2000); Qunitin Williams (2004); Patrick Cobbs (2006-07)
- 39 – Larry Csonka (1968-74, 1979)
- 40 – Bo Roberson (1966); Dick Anderson (1968-77); Mike Kozlowski (1981-86); *John Swain (1987); Irving Spikes (1994-96); Ray Green (2001-02); Sean McDermott (2003); Donovan Darius (2007)
- 41 – Willie Pearson (1969); Norris Thomas (1977-79); Fulton Walker (1981-84); *Mark Konecny (1987); African Grant (1990); Keith Byars (1993-96); Scott McGarrahan (2001)
- 42 – Bill Darnell (1968-69); Paul Warfield (1970-74); Jeris White (1974-76); Vern Roberson (1977); Lyle Blackwood (1981-86); *Robert Sowell (1987); Ernest Gibson (1989); Chris Green (1991-94); Terry Kirby (1995); Roosevelt Potts (1997); Trent Gamble (2000-03); Doug Easlick (2004); Norman LeJeune (2005-06)
- 43 – Bob Neff (1966-68); Mike Holmes (1976); Jeff Allen (1980); Ricky Ray (1981-82); Larry Cowan (1982); Bud Brown (1984-88); Terry Kirby (1993-94); Scott McGarrahan (2002); Brock Forsey (2004); Jack Hunt (2006)
- 44 – Pete Jaquess (1966-67); Dick Washington (1968); Dean Brown (1970); Mike Howell (1972); Barry Hill (1975-76); Charles Cornelius (1977-78); Doug Beaudoin (1980); Paul Lankford (1982-91); Bobby Humphrey (1992); Aaron Craver (1994); Rob Konrad (1999-04); Heath Evans (2005); Cameron Worrell (2007)
- 45 – Mack Lamb (1967-68); Curtis Johnson (1970-78); Ed Taylor (1979-82); Robert Sowell (1983-85); *Trell Hooper (1987); Rodney Thomas (1988); Bobby Harden (1990-93); Brian Walker (1997-98, 2000-01); Lamont Brightful (2004); Reagan Mauia (2007)
- 46 – Hal Wantland (1966); Don Bessilleu (1979-81); Pete Johnson (1984); *Mark Irvin (1987); Dave Moore (1992)
- 47 – John McGeever (1966); Tom Beier (1967, 1969); Ted Bachman (1976); Glenn Blackwood (1979-87); Stefan Adams (1990); Darrell Malone (1992-94); Robert Edwards (2002); Jeff Grau (2003); Courtney Bryan (2007)
- 48 – Bob Patrella (1966-71); Henry Stuckey (1972-74); Ken Ellis (1976); Wade Bosarge (1977); Gerald Small (1978-83); Mike Iaquaniello (1991); Jim Kitts (1997-98); Kantro Barber (1999); Brody Heffner-Liddiard (2000)
- 49 – Jimmy Warren (1966-69); Ray Jones (1971); Charlie Babb (1972-79); William Judson (1982-87); *Marvell Burgess (1987); William Judson (1987-89); Tony Paige (1990-92); Robert Wilson (1994-96); Dwayne Dotson (1997)
- 50 – Frank Emanuel (1968-69); Dick Palmer (1970); Bruce Elia (1975); Larry Gordon (1976-82); Jackie Shipp (1984-87); *Greg Storr (1987); Jackie Shipp (1987-88); Dave Ahrens (1989); Louis Cooper (1991); Dwight Hollier (1992-99); Michael Hamilton (2000); Brendon Ayanbadejo (2003-04); Nick Rogers (2005); Edmond Miles (2007)
- 51 – Jerry Hopkins (1967-68); Ed Weisacosky (1968-70); Larry Ball (1972-74); Rodrigo Barnes (1975); Andy Selfridge (1976); Rusty Chambers (1976-80); Mark Brown (1983-88); Greg Clark (1989); Bryan Cox (1991-95); Anthony Harris (1996-99); Tommy Hendricks (2000-03); Tony Bua (2004); Jason Glenn (2005); Mark Washington (2007)
- 52 – Mike Hudock (1966); Jimmy Keyes (1968-69); Mike Dennerly (1976); Larry Ball (1977-78); Mel Land (1979); Steve Shull (1981-83); Emmitt Tilley (1983); Terry Tautolo (1983-84); Sanders Shiver (1984); Robin Sendlein (1985); *Dennis Fowlkes (1987); Scott Nicolas (1987); Mike Reichenbach (1990-91); Roosevelt Collins (1992); Brant Boyer (1994); Jeff Kopp (1995); Robert Jones (1998-00); Morlon Greenwood (2001-04); Channing Crowder (2005-07)
- 53 – Tom Erlandson (1966-67); Norm McBride (1969-70); Bob Matheson (1971-79); Rodell Thomas (1981); Ron Hester (1982-84); Jay Brophy (1984-86); Jack Squirek (1986); David Frye (1986-89); Ned Bolcar (1991-92); Aubrey Beavers (1994-95); Larry Izzo (1996-00); Renauld Williams (2004); Jim Maxwell (2006)
- 54 – Wahoo McDaniel (1966-68); Bob Bruggers (1968); Dale McCullers (1969); Ted Davis (1970); Howard Kindig (1972-73); Ralph Ortega (1979-80); Steve Potter (1981-82); Rodell Thomas (1983-84); Alex Moyer (1985-86); Johnny Taylor (1986); *Steve Lubischer (1987); Larry Kolic (1987-88); E.J. Junior (1989-91); Chuck Bullough (1993-94); Zach Thomas (1996-07)
- 55 – Jack Rudolph (1966); Randall Edmunds (1968-69); Irv Goode (1973-74); Earnie Rhone (1975-84); Hugh Green (1985-91); David Merritt (1993); Chris Singleton (1993-96); Ronnie Ward (1997); Junior Seau (2003-05); Keith Newman (2006); Joey Porter (2007)
- 56 – Bob Bruggers (1966-67); Jesse Powell (1969-73); Steve Towle (1975-80); Charles Bowser (1982-85); John Offerdahl (1986-93); Mike Crawford (1997-98); Twan Russell (2000-02); Derrick Pope (2004-07)
- 57 – John Bramlett (1967-68); Sean Clancy (1978); Mike Kolen (1970-75, 1977); Dwight Stephenson (1980-87); *Scott Nicolas (1987); Tom Thayer (1993); Dion Foxx (1994-95); O.J. Brigrance (1997-99); Corey Moore (2001); Corey Jenkins (2003-04); Lester Towns (2005); Keith Adams (2006)
- 58 – Tom Goode (1966-69); Dale Farley (1971); Al Jenkins (1972); Bruce Bannon (1973-74); Kim Bokamper (1977-85); Rick Graf (1987); Chris Gaines (1988); Iliia Jarostchuk (1988); Tony Furjanic (1988); Krauss (1989); Mark Sander (1992); Jesse Solomon (1994); Antonio Armstrong (1995); O.J. Brigrance (1996); Scott Galyon (2000-02); Eddie Moore (2004-05); Kelvin Smith (2007)
- 59 – Jack Thornton (1966); Doug Swift (1970-75); Guy Roberts (1977); Steve Shull (1980); Bob Brudzinski (1981-89); John Grimley (1991-93); Dwayne Dotson (1994-95); Derrick Rodgers (1997-02); Billy Strother (2004); Donnie Spragan (2005-07)

- 60 – Carl Mauck (1970); Tom Wickert (1974); Don Reese (1976); Melvin Mitchell (1977-78); Jeff Toews (1979-85); *Duke Schamel (1987); Greg Clark (1989); Bert Weidner (1990-95); John Bock (1996-00); Spencer Folau (2001); Greg Jerman (2002-04); Steve Fifita (2007)
- 61 – Ernie Park (1966); Fred Woodson (1967-69); Bob DeMarco (1970-71); Cleveland Green (1979); Thom Dornbrook (1980); Roy Foster (1982- 87); *Greg Cleveland (1987); Roy Foster (1987-90); Gene Williams (1991-92); Tim Ruddy (1994-03)
- 62 – Jim Langer (1970-79); Harry Galbreath (1988-92); Chris Gray (1993-96); Frederick Evans (2006); Anthony Bryant (2007)
- 63 – Billy Neighbors (1966-69); Mark Dennard (1979-83); Larry Lee (1985); *Greg Ours (1987); Jeff Uhlenhake (1989-93); Cal Dixon (1996); Mark Dixon (1998-03); Alonzo Ephraim (2005); Bennie Anderson (2006); Gene Mruczkowski (2007)
- 64 – Ed Newman (1973-84); Houston Hoover (1994); Larry Chester (2002-04); Kendyl Jacox (2006); Samson Satele (2007)
- 65 – Jim Higgins (1966); Jack Pyburn (1967-68); Maulty Moore (1972-74); Wally Pesuit (1977-78); Jeff Dellenbach (1985-87); *Bill Bealles (1987); Jeff Dellenbach (1987-94); Kevin Donnalley (1998-00); Troy Andrew (2001-02); Joe Berger (2005-06)
- 66 – Larry Little (1969-80); Larry Lee (1986); *Jim Gilmore (1987); Everet McIver (1996-97); Kevin Gogan (1999); Heath Irwin (2000-01); Jamie Nails (2002-03); Rex Hadnot (2004-07)
- 67 – Bob Kuechenberg (1970-84); Chris Ward (1986); Chris Conlin (1987); *Guy Goar (1987); Pat Swoopes (1991); Jeff Novak (1994); Barry Stokes (1998)
- 68 – Melvin Mitchell (1976); Eric Laakso (1978-84); Greg Koch (1986-87); *Louis Oubre (1987); Jim Huddleston (1987); Andrew Greene (1995); Mike Sheldon (1997-99); Seth McKinney (2002-06)
- 69 – Mike Lambrecht (1987-89); Keith Sims (1990-97); Taylor Whitley (2003-04)
- 70 – Jim Riley (1967-71); Larry Woods (1973); Tom Funchess (1974); Bill Windauer (1975); John Andrews (1975-76); Bob Simpson (1978); Bill Barnett (1980-85); Brian Sochia (1986-91); Eric Moore (1995); Mike Chalenski (1997); Harry Swayne (2001); John St. Clair (2004); L.J. Shelton (2006-07)
- 71 – Jack Pyburn (1966); Charlie Fowler (1967-68); John Boynton (1969); Frank Cornish (1970-71); Darryl Carlton (1975-76); Mike Current (1977-79); Burton Lawless (1981); Mike Charles (1983-86); *Scott Kehoe (1987); Bob Gruber (1987); Ethan Albright (1995); Dunstan Anderson (1997); Todd Wade (2000-03); Tonui Fonoti (2006); Cory Lekkerkerker (2007)
- 72 – Whit Canale (1966); Bill Keating (1967); Rudy Barber (1968); Bob Heinz (1969-77); Mike Fultz (1981); Richard Bishop (1982); Ronnie Lee (1984-87); *Steve Jacobson (1987); Ronnie Lee (1987-89); Tom McHale (1995); Barron Tanner (1997-98); Vernon Carey (2004-07)
- 73 – Norm Evans (1966-75); Bob Baumhower (1977-86); Greg Johnson (1988); Ron Heller (1993-95); Dario Romero (2002); Billy Yates (2003); Stockar McDougle (2005)
- 74 – John Richardson (1967-71); Randy Crowder (1974-76); Steve Young (1977); Cleveland Green (1980-86); Mark Dennis (1987); *Jeff Wiska (1987); Mark Dennis (1987-93); Ed Hawthorne (1995); Brent Smith (1997-02); Wade Smith (2003-06); Quentin Moses (2007)
- 75 – Ken Rice (1966-67); Manny Fernandez (1968-75); Rick Dvorak (1977); Doug Betters (1978-87); Jeff Faulkner (1990); Dave Watston (1991); Shane Burton (1996-98); Damian Gregory (2000); Todd Perry (2001-03); Chidi Ahanotu (2004); Josh Shaw (2004); Manuel Wright (2005); Derreck Robinson (2007)
- 76 – Tom Nomina (1966-68); Jeff Richardson (1969); Willie Young (1973); Ron Berger (1973); Don Reese (1974-75); John Alexander (1977-78); Rod Walters (1980); Mike Fultz (1981); Steve Clark (1982-85); Tom Toth (1986-89); Tim Irwin (1994); James Brown (1996-99); Marcus Spriggs (2001-02); Josh Shaw (2005); Chris Liwenski (2007)
- 77 – Rich Zecher (1966-67); Doug Crusan (1968-74); A.J. Duhe (1977-84); *Stanley Scott (1987); Louis Cheek (1988-89); Karl Wilson (1990); Jeff Buckley (1996-98); Damion McIntosh (2004-06)
- 78 – Maxie Williams (1966-70); Wayne Mass (1971); Jim Dunaway (1972); Tom Drougas (1975-76); Carl Barisich (1977-80); Ken Poole (1981-82); Charles Benson (1983-84); Jerome Foster (1986); *Derek Wimberly (1987); Doug Marrone (1987); Alvin Powell (1989); Richmond Webb (1990-00); Jeno James (2004-06)
- 79 – Al Dotson (1966); Claude Brownlee (1967); Mike Current (1967); Jim Urbanek (1968); Wayne Moore (1970-78); Jon Giesler (1979-87); *Ike Readon (1987); Jon Giesler (1987-88); Donnie Gardner (1991); Larry Webster (1992-94); Billy Milner (1995-96); Kenny Mixon (1998-01); Ronald Flemmons (2004); Anthony Alabi (2005-07)
- 80 – Ed Cooke (1966-67); Bob Joswick (1968-69); Marv Fleming (1970-74); Jim McFarland (1975); Loaird McCreary (1976-78); Joe Rose (1980-85); *Lawrence Sampleton (1987); Ferrell Edmunds (1988-92); Irving Fryar (1993-95); Fred Barnett (1996-97); Brett Perriman (1997); Kirby Dar Dar (1998); Horace Copeland (1998); Iheanyi Uwaezuoke (1998); Tony Martin (1999-00); James McKnight (2001-03); David Boston (2004-05); Aaron Halterman (2007)
- 81 – Howard Twilley (1966-76); Ike Hill (1976); Jimmy Cefalo (1978-84); *Mike Caterbone (1987); Scott Schwedes (1987-90); Randal Hill (1991); James Pruitt (1991); Robert Clark (1992); O.J. McDuffie (1993-01); Randy McMichael (2002-06)
- 82 – Doug Moreau (1966-69); Otto Stowe (1971-72); Bo Rather (1973); Mel Baker (1974); Cotton Speyrer (1975); Morris Owens (1975-76); Duriel Harris (1977-83); Fernanza Burgess (1984); Duriel Harris (1985); James Pruitt (1986-87); *Todd Feldman (1987); James Pruitt (1987-88); Andre Brown (1989-90); Scott Miller (1991-92); Mark Ingram (1993-94); Frank Wainright (1995-98); Larry Shannon (1999); Roell Preston (1999); Kevin McKenzie (1999); Jed Weaver (2000-02); Kendall Newson (2003); Bryan Gilmore (2004-05); Derek Hagan (2006-07)

- 83 - Dave Kocourek (1966); Jim Cox (1968); Vern Den Herder (1972-82); Mark Clayton (1983-87); *Dameon Reilly (1987); Mark Clayton (1987-92); Scott Miller (1993-96); Brian Manning (1997); Hendrick Lusk (1998); Hunter Goodwin (1999-01); Albert Johnson (2002); Robert Baker (2002); Sam Simmons (2003); Wes Welker (2004-06); Greg Camarillo (2007)
- 84 - Earl Faison (1966); Ray Jacobs (1967-68); Bill Stanfill (1969-76); Bruce Hardy (1978-87); *Willie Smith (1987); Bruce Hardy (1987-89); Greg Baty (1990-94); Gary Clark (1995); Brett Carolan (1996); Troy Drayton (1996-99); Leslie Shepherd (2000); Chris Chambers (2001-07)
- 85 - John Holmes (1966); Nick Buoniconti (1969-76); Terry Anderson (1977-78); Bo Rather (1978); Jeff Groth (1979); Mark Duper (1982-87); *Eddie Chavis (1987); Mark Duper (1987-92); Ronnie Williams (1993-95); Lamar Thomas (1996-00); Desmond Clark (2002); Donald Lee (2003-04); Will Heller (2005); Jason Rader (2006)
- 86 - Mel Branch (1966-68); Vern Den Herder (1971); Marlin Briscoe (1972-74); Freddie Solomon (1975-77); Ronnie Lee (1979-82); John Chesley (1984); *George Farmer (1987); Fred Banks (1987-90); Dennis McKinnon (1990); Fred Banks (1990-93); Eric Green (1995); Brett Carolan (1996); Qadry Ismail (1997); Oronde Gadsden (1998-03); Marty Booker (2004-07)
- 87 - John Roderick (1966-67); Jim Mertens (1969); Willie Richardson (1970); Andre Tillman (1975-78); Dan Johnson (1983-87); *Rich Siler (1987); *David Lewis (1987); James Pruitt (1990); Charles Henry (1991); Mike Williams (1991-95); Kirby Dar Dar (1996); Yatil Green (1997-99); Bert Emanuel (2000); Dedric Ward (2001-02); Lorenzo Diamond (2005); Justin Peelle (2006-07)
- 88 - LaVerne Torczon (1966); Jim Mandich (1970-77); Elmer Bailey (1980-81); Vince Heflin (1982-85); Brian Kinchen (1988-90); Joel Williams (1987); Arthur Cox (1991); Keith Jackson (1992-94); Joe Planansky (1995); Charles Jordan (1996-98); Nate Jacquet (1998-99); Jeff Ogden (2000-01); Desmond Clark (2002); Cris Carter (2002); Derrius Thompson (2003-04); Cliff Russell (2005-06); David Martin (2007)
- 89 - Karl Noonan (1966-71); Nat Moore (1974-86); *Leland Douglas (1987); David Lewis (1987); Tony Martin (1990-93); Randal Hill (1995-96); Ed Perry (1997-04); Alex Holmes (2005); Tim Massaquoi (2006)
- 90 - Bill Cronin (1966); Andy Hendel (1986); Eric Kumerow (1988-90); Marco Coleman (1992-95); Adewale Ogunleye (2000-01); Rob Burnett (2002-03); Jeff Zgonina (2004-06); Rodrique Wright (2007)
- 91 - Ed Judie (1984); Mack Moore (1985-86); Fred Robinson (1986); *Victor Morris (1987); Jeff Cross (1988-95); Lorenzo Bromell (1998-01); Jay Williams (2002-04); Vonnie Holliday (2005-07)
- 92 - *Laz Chavez (1987); Nate Hill (1988); David Griggs (1989-93); Daryl Gardener (1996-01); Jeff Zgonina (2003); John Denney (2007)
- 93 - *Charles Bennett (1987); Cliff Odom (1990-93); William Gaines (1994); Trace Armstrong (1995-00); Adewale Ogunleye (2002-03); Mario Monds (2004); Kevin Carter (2005-06); Akbar Gbaja-Biamila (2007); Rob Ninkovich (2007)
- 94 - Larry Kolic (1986); *Tim Pidgeon (1987); Greg Mark (1990); Craig Veasey (1993-94); Steve Emtman (1995-96); Jermaine Haley (2000-02); Mario Romero (2003-04); Keith Traylor (2005-07)
- 95 - T.J. Turner (1986-92); Tim Bowens (1994-04); Dan Wilkinson (2006); Chase Page (2007)
- 96 - David Marshall (1987); Alfred Oglesby (1990-92); Mike Golic (1993); Daniel Stubbs (1996-98); Rich Owens (1999-00); David Bowens (2001-06); Paul Soliai (2007)
- 97 - John Bosa (1987-89); Jeff Hunter (1992-93); Tyoka Jackson (1994); Aaron Jones (1996); Ernest Grant (2000-01); John Denney (2005-06)
- 98 - Jackie Cline (1987-89); Shawn Lee (1990-91); Norman Hand (1996); Antoine Simpson (1999); Damian Gregory (2001); Henry Taylor (2001); Bryan Robinson (2004); Matt Roth (2005-07)
- 99 - Jimmy Hines (1969); George Little (1985-87); Rick Graf (1988-90); Chuck Klingbeil (1991-95); Jason Taylor (1997-07)

* - replacement player

MEDIA WEB SITE

To further assist the media, the Dolphins have created a Media-Specific Web Site, located at <http://media.miamidolphins.com>. Through this site, accredited media ONLY will be able to download feature news-clip files of current and former Dolphin player and coaches, gamebooks from past Dolphin games, transcripts from press conferences and much more. In addition, hundreds of photographs are available on the site for publication purposes. This site can be used 24 hours a day via your home, office or lap top computer. For more information on how to access this web site, contact the Dolphins at media@miamidolphins.com.

ALL-TIME DRAFT CHOICES

(**Boldface** indicates appearance on Dolphins' active roster at some point in their career)

1966 EXPANSION DRAFT

FROM BOSTON

Eddie Wilson	QB	Arizona
Billy Neighbors	G	Alabama
Ross O'Hanley	S	Boston College
Jack Rudolph	LB	Georgia Tech

FROM BUFFALO

Billy Joe	FB	Villanova
Bo Roberson	WR	Cornell
x-Jim Davidson	T	Ohio State
Howard Simpson	DT	Auburn

FROM DENVER

John McGeever	S	Auburn
Ed Cooke	DE	Maryland
Tom Erlandson	LB	Washington St.
Tom Nomina	DT	Miami (Ohio)

FROM HOUSTON

Norm Evans	T	Texas Christian
Tom Goode	C	Miss. State
Jack Spikes	FB	Texas Christian
Maxie Williams	T	SE Louisiana

FROM KANSAS CITY

Al Dotson	DT	Grambling
Mel Branch	DE	Louisiana St.
Frank Jackson	WR	So. Methodist
Ron Caveness	LB	Arkansas

FROM NEW YORK JETS

Wahoo McDaniel	LB	Oklahoma
Willie West	S	Oregon
Mike Hudock	C	Miami (Fla.)
LaVerne Torczon	DE	Nebraska

FROM OAKLAND

Rich Zecher	DT	Utah State
Dick Wood	QB	Auburn
Ken Rice	G	Auburn
Gene Mingo	K	No College

FROM SAN DIEGO

Dave Kocourek	TE	Wisconsin
Ernie Park	G	MacMurray
Jimmy Warren	CB	Illinois
Dick Westmoreland	CB	N.C. A&T

x-retired

1966

1a	x-Jim Grabowski (1)	RB	Illinois
1b	Rick Norton (2)	QB	Kentucky
2	Frank Emanuel (11)	LB	Tennessee
3	x-Larry Gagner (20)	G	Florida
4	x-Dick Leftridge (29)	RB	West Virginia
5	Grady Bolton (38)	DT	Miss. St.
6	x- Ed Weisacosky (47)	LB	Miami (Fla.)
7	x-Don Hansen (56)	LB	Illinois
8	Bob Petrella (65)	S	Tennessee
9	x-Bill Matan (74)	DE	Kansas St.
10	x-Pat Killorin (83)	C	Syracuse
11	Sam Price (92)	RB	Illinois
12	Howard Twilley (101)	WR	Tulsa
13	x-Ken Kramer (110)	TE	Minnesota
14	Phil Scoggin (119)	P	Texas A&M
15	Jerry Oliver (128)	T	SW Texas
16	Don Lorenz (137)	DE	Stephen F. Austin
17	x-Mike Bender (146)	G	Arkansas
18	x-Rick Kestner (155)	E	Kentucky

19	Doug Moreau (164)	TE	Louisiana St.
20	Jon Tooker (173)	CB	Adams State

x-signed with National Football League

1966 REDSHIRTED DRAFT

1	John Roderick	WR	So. Methodist
2	Harold Fulford	WR	Auburn
3	Jack Clancy	WR	Michigan
4	x-Jim Mankins	RB	Florida St.
5	x-Fritz Greenlee	TE	Arizona
6	Bill Darnall	WR	North Carolina
7	Don Williams	DE	Wofford
8	Jon Brittenum	QB	Arkansas
9	x-Craig Baynham	WR	Georgia Tech
10	x-Randy Winkler	T	Tarleton St.
11	Kai Anderson	C	Illinois

x-signed with National Football League

1967

1	Bob Griese (4)	QB	Purdue
2	Jim Riley (29)	DT	Oklahoma
3	TO DENVER for Cookie Gilchrist (58)		
4	Bob Greenlee (84)	DE	Yale
5a	TO DENVER for Cookie Gilchrist (110)		
5b	x- Gary Tucker (129)	RB	Chattanooga
	(from Buffalo for Jack Spikes)		
6	Bud Norris (138)	TE	Washington St.
7	Larry Seiple (163)	P/RB	Kentucky
8	TO OAKLAND for Bill Cronin (186)		
9	John Richardson (216)	DT	UCLA
10	Tom Beier (241)	S	Miami (Fla.)
11	Jack Pyburn (266)	T	Texas A&M
12a	y-Stan Juk (294)	LB	South Carolina
12b	y-Jim Whitaker (295)	CB	Missouri
	(from Denver for Jerry Oliver)		
13	TO BUFFALO for George Wilson, Jr. (318)		
14	Charlie Stikes (344)	CB	Kent State
15	Jake Ferro (372)	LB	Youngstown
16	Maurice Calhoun (397)	RB	Central Ohio
17	Larry Kissam (422)	T	Florida St.

x-taxi squad '67

y-entered medical school

1968

1a	Larry Csonka (8)	RB	Syracuse
1b	Doug Crusan (27)	T	Indiana
	(from Cincinnati for John Stofa)		
2a	Jim Keyes (35)	LB	Mississippi
2b	Jim Cox (54)	TE	Miami (Fla.)
	(from Cincinnati for John Stofa)		
3a	Jim Urbanek (62)	DT	Mississippi
3b	Dick Anderson (73)	S	Colorado
	(from San Diego for John Brittenum)		
4	TO DENVER for John Bramlett (91)		
5	Jim Kiick (118)	RB	Wyoming
6a	Kim Hammond (142)	QB	Florida St.
	(from Denver in 7-man deal)		
6b	x- Jimmy Hines (146)	WR	Texas Southern
7	x- John Boynton (172)	T	Tennessee
8a	TO N.Y. JETS for Archie Roberts (200)		
8b	Randall Edmunds (217)	LB	Georgia Tech
	(from Oakland for Dave Kocourek)		
9a	Sam McDowell (226)	T	SW Missouri
9b	y-Tom Paciorek (240)	CB	Houston
	(from Houston for Billy Anderson)		

10	Joe Mirto (253)	T	Miami (Fla.)
11	Cornelius Cooper (280)	DE	Prairie View
12	Paul Paxton (307)	T	Akron
13	Bob Joswick (334)	DE	Tulsa
14	Ray Blunk (362)	TE	Xavier
15	Ken Corbin (388)	LB	Miami (Fla.)
16	Henry Still (416)	DT	Bethune-Cookman
17	Bill Nemeth (442)	C	Arizona
x - taxi squad '68		y - pro baseball	

1969

1	Bill Stanfill (11)	DE	Georgia
2	Bob Heinz (37)	DT	Pacific
3	Mercury Morris (63)	RB	West Texas State
4	Norm McBride (89)	LB	Utah
5a	Willie Pearson (115)	WR	N.C. A&T
5b	Karl Kremser (128)	K	Tennessee
(from Oakland for John Roderick)			
6	Ed Tuck (141)	G	Notre Dame
7a	John Egan (167)	C	Boston College
7b	John Kulka (174)	G	Penn State
(from San Diego for Tom Erlandson)			
8	Bruce Weinstein (193)	TE	Yale
9	Jesse Powell (219)	LB	West Texas State
10	Jim Mertens (245)	TE	Fairmont St.
11	Mike Berdis (271)	DT	N. Dakota St.
12	Dale McCullers (297)	LB	Florida St.
13	Amos Ayres (323)	S	Arkansas AM & N
14	Glynn Thompson (349)	DT	Troy State
15	Chick McGeehan (375)	WR	Tennessee
16	Lloyd Mumphord (401)	CB	Texas Southern
17	Tom Krallman (427)	DE	Xavier

1970

1	TO CLEVELAND for Paul Warfield (3)		
2	Jim Mandich (29)	TE	Michigan
3	Tim Foley (55)	CB	Purdue
4	Curtis Johnson (81)	CB	Toledo
5	TO NEW ENGLAND in Buoniconti deal (107)		
6	Dave Campbell (132)	DE	Auburn
7	Jake Scott (159)	S	Georgia
8	Narvel Chavers (185)	RB	Jackson St.
9	Hubert Ginn (211)	RB	Florida A&M
10	Dick Nittinger (237)	G	Tampa
11	Brownie Wheelless (263)	DT	Rice
12	Mike Kolen (289)	LB	Auburn
13	Dave Buddington (315)	RB	Springfield
14	Gary Brackett (341)	G	Holy Cross
15	Pat Hausar (367)	WR	East Tenn.
16	Charles Williams (393)	G	Tennessee St.
17	George Myles (419)	DT	Morris Brown

1971

1	TO BALTIMORE for Don Shula (22)		
2	Otto Stowe (47)	WR	Iowa State
3	Dale Farley (74)	LB	West Virginia
4	x-Joe Theismann (99)	QB	Notre Dame
5	TO PITTSBURGH for Willie Richardson (126)		
6	Dennis Coleman (151)	LB	Mississippi
7	Ron Dickerson (178)	CB	Kansas St.
8	TO PITTSBURGH for Bob DeMarco (203)		
9	Vern Den Herder (230)	DE	Central Iowa
10	Ron Maree (255)	DT	Purdue
11	Vic Surma (282)	T	Penn State
12	Leroy Byars (307)	RB	Alcorn A&M
13	Lonnie Hepburn (333)	CB	Texas Southern
14	David Vaughn (359)	TE	Memphis St.
15	Bob Richards (385)	G	California
16	Chris Myers (410)	WR	Kenyon
17	Curt Mark (437)	LB	Maryville, N.D.

x-signed with Canadian Football League

1972

1	x-Mike Kadish (25)	DT	Notre Dame
2	TO CLEVELAND for Bob Matheson (51)		
3	Gary Kosins (77)	RB	Dayton
4a	Larry Ball (91)	DE	Louisville
(from San Diego for Carl Mauck)			
4b	Al Benton (103)	T	Ohio Univ.
5	Charlie Babb (129)	S	Memphis St.
6	y-Ray Nettles (155)	LB	Tennessee
7a	Bill Adams (161)	G	Holy Cross
(from Demer for John Stofa)			
7b	Calvin Harrell (180)	RB	Arkansas St.
8	Craig Curry (207)	QB	Minnesota
9	Greg Johnson (233)	CB	Wisconsin
10	TO HOUSTON for Russell Price (259)		
11	Ed Jenkins (285)	WR	Holy Cross
12	Ashley Ball (311)	TE	Purdue
13	Archy Robinson (337)	CB	Hillsdale
14	Willie Jones (362)	LB	Tampa
15	Bill Davis (389)	DT	Wm. & Mary
16	Al Hannah (415)	WR	Wisconsin
17	Vern Brown (441)	S	Western Mich.
x-taxi squad '72		y-signed with Canadian Football League	

1973

1	TO BUFFALO for Marlin Briscoe (26)		
2	x-Chuck Bradley (52)	C	Oregon
3	Leon Gray (78)	T	Jackson St.
4	Bo Rather (104)	WR	Michigan
5a	y-Don Strock (111)	QB	Virginia Tech
(from Buffalo in Frank Cornish deal)			
5b	Dave McCurry (130)	CB	Iowa State
6	Ed Newman (156)	G	Duke
7a	Kevin Reilly (160)	LB	Villanova
(from New England for Wayne Mass)			
7b	Ben Shephard (163)	RB	Arkansas Tech
(from New England for Bill Griffin)			
7c	Willie Hatter (178)	WR	Northern Ill.
(from Cleveland for Bob DeMarco)			
7d	Tom Smith (182)	RB	Miami (Fla.)
8	Archie Pearson (206)	DE	N.E. Oklahoma
9	Karl Lorch (234)	DE	Southern Cal.
10	Ron Fernandes (260)	DE	Eastern Mich.
11	Chris Kete (286)	G	Boston College
12	Mike Mullen (312)	LB	Tulane
13	Joe Booker (338)	RB	Miami (Ohio)
14	Greg Boyd (364)	RB	Arizona
15	Bill Palmer (389)	TE	St. Thomas
16	James Jackson (416)	DE	Norfolk St.
17	Charley Wade (442)	WR	Tennessee St.
x-injured reserve '73		y-taxi squad '73	

1974

1	Don Reese (26)	DE	Jackson St.
2a	y-Andre Tillman (38)	TE	Texas Tech
(from Green Bay for Jim Del Gaizo)			
2b	Benny Malone (47)	RB	Arizona St.
(from Dallas in Otto Stowe deal)			
2c	Jeris White (52)	CB	Hawaii
3	Nat Moore (78)	WR	Florida
4	x-Bill Stevenson (104)	DT	Drake
5	x-Cleveland Vann (130)	LB	Oklahoma St.
6a	Randy Crowder (136)	DT	Penn State
(from Baltimore in Hubert Ginn deal)			
6b	x-Bob Wolfe (156)	T	Nebraska
7a	Carl Swierc (164)	WR	Rice
(from New Orleans for Jeff White)			
7b	Joe Sullivan (182)	T	Boston College
8	Mel Baker (206)	WR	Texas Southern
9a	Tom Wickert (212)	T	Washington St.
(from Chicago for Dave McCurry)			

9b	x-Bob Lally (234)	LB	Cornell
10	x-Gary Valbuena (260)	QB	Tennessee
11	Gerry Roberts (286)	DE	UCLA
12	Jim Revels (312)	S	Florida
13	x- Clayton Heath (338)	RB	Wake Forest
14	Sam Johnson (364)	LB	Arizona St.
15	Larry Cates (390)	CB	Western Mich.
16	Jesse Wolf (416)	DT	Prairie View
17	Ken Dickerson (442)	CB	Tuskegee
x-signed with World Football League		y-injured reserve '74	

1975

1	Darryl Carlton (23)	T	Tampa
2a	Fred Solomon (36)	WR	Tampa
(from Green Bay for Jim Del Gaizo)			
2b	Stan Winfrey (49)	RB	Arkansas St.
3	Gerald Hill (75)	LB	Houston
4	Bruce Elia (100)	LB	Ohio State
5a	Morris Owens (106)	WR	Arizona St.
(from N.Y. Giants for Henry Stuckey)			
5b	Barry Hill (127)	S	Iowa State
6a	Steve Towle (143)	LB	Kansas
(from N.Y. Jets for Larry Woods)			
6b	TO N.Y. JETS for John Mooring (153)		
7	Phillip Kent (179)	RB	Baylor
8	Barney Crawford (205)	DT	Harding
9	James Wilson (231)	G	Clark
10a	Clyde Russell (239)	RB	Oklahoma
(from Chicago for Charley Wade)			
10b	Joe Jackson (256)	TE	Penn State
(from Washington for Howard Kindig)			
10c	Joe Danelo (257)	K	Washington St.
11	John Dilworth (283)	CB	NW St. (La.)
12	Joe Yancey (309)	T	Henderson
13	Leonard Isabel (334)	WR	Tulsa
14a	James Lewis (338)	CB	Tennessee St.
(from N.Y. Giants for Ed Jenkins)			
14b	Jack Graham (361)	QB	Colorado St.
15	Skip Johns (387)	RB	Carson-Newman
16	Vernon Smith (413)	C	Georgia
17	Dwayne Copeland (439)	RB	Middle Tenn.

1976

1a	Larry Gordon (17)	LB	Arizona St.
(from Washington for Joe Theismann)			
1b	x- Kim Bokamper (18)	LB	San Jose St.
2	Loaird McCreary (49)	TE	Tennessee St.
3	Duriel Harris (80)	WR	New Mexico St.
4a	Melvin Mitchell (96)	G	Tennessee St.
(from Detroit for Larry Ball)			
4b	TO PHILADELPHIA for Norm Bulaich (111)		
5	TO DETROIT with Larry Ball (145)		
6	Gary Davis (174)	RB	Cal Poly-SLO
7a	Joe Ingersoll (185)	G/T	Nev.-Las Vegas
(from New Orleans for Mel Baker)			
7b	Johnny Owens (200)	DE	Tennessee St.
8	Bob Simpson (230)	DT	Colorado
9	y- Norris Thomas (257)	CB	Southern Miss.
10a	Gary Fencik (281)	S	Yale
(from Washington for Karl Lorch)			
10b	Don Testerman (282)	RB	Clemson
11	Dexter Pride (312)	RB	Minnesota
12a	Randy Young (338)	T	Iowa State
12b	Darryl Brandford (341)	DT	Northwestern
(from St. Louis for Rodrigo Barnes)			
13	Bernie Head (366)	C	Tulsa
14	Bob Gissler (395)	LB	S. Dakota St.
15	Ron Holmes (423)	RB	Utah State
16	Mike Green (450)	P/WR	Ohio Univ.
17	z-Jeff Grantz (480)	QB	South Carolina

x-injured reserve '76 y-quit camp '76, active roster '77
z-remained at South Carolina as coach

1977

1	A.J. Duhe (13)	DE	Louisiana St.
2	Bob Baumhower (40)	DT	Alabama
3a	TO HOUSTON for Ken Ellis (70)		
3b	Mike Watson (71)	T	Miami (Ohio)
(from Chicago for Bo Rather)			
4	TO WASHINGTON in Jake Scott deal (97)		
5a	Mike Michel (113)	P/K	Stanford
(from Tampa Bay for Ray Nettles' rights)			
5b	Leroy Harris (123)	RB	Arkansas St.
6	TO N.Y. GIANTS for Andy Selfridge (153)		
7	Bruce Herron (180)	LB	New Mexico
8	Horace Perkins (207)	CB	Colorado
9	Robert Turner (237)	RB	Oklahoma St.
10	Mark Carter (264)	T	Eastern Mich.
11	John Alexander (291)	DE	Rutgers
12	Terry Anderson (321)	WR	Bethune-Cookman

1978

1	TO SAN FRAN. in Delvin Williams deal (24)		
2	Guy Benjamin (51)	QB	Stanford
3a	Lyman Smith (64)	DT	Duke
(from N.Y. Giants for Larry Csonka)			
3b	Jimmy Cefalo (81)	WR	Penn State
4a	Gerald Small (93)	CB	San Jose St.
(from Cleveland for Paul Warfield)			
4b	Eric Laakso (106)	T	Tulane
5a	Ted Burgmeier (111)	S	Notre Dame
(from Tampa Bay for Jeris White)			
5b	TO SAN FRAN. in Delvin Williams deal (133)		
6	Doug Betters (163)	DE	Nevada-Reno
7a	Karl Baldischwiler (178)	T	Oklahoma
(from Cleveland for Paul Warfield)			
7b	Lloyd Henry (190)	WR	NE Missouri
8	Sean Clancy (217)	LB	Amherst
9	Bruce Hardy (247)	TE	Arizona St.
10	x- Mark Dennard (274)	C	Texas A&M
11	TO SEATTLE for Carl Barisich (301)		
12a	Mike Moore (331)	RB	Middle Tenn.
12b	Bill Kenney (333)	QB	Northern Colo.
(from Denver for Jim Kiick)			

x-injured reserve '78

1979

1	Jon Giesler (24)	T	Michigan
2	Jeff Toews (53)	G	Washington
3a	Tony Nathan (61)	RB	Alabama
(from Tampa Bay for Randy Crowder)			
3b	Mel Land (63)	LB	Michigan St.
(from N.Y. Giants for Larry Csonka)			
3c	Ronnie Lee (65)	TE	Baylor
(from New Orleans for Don Reese)			
3d	TO ATLANTA for Ralph Ortega (79)		
4	Steve Howell (107)	RB	Baylor
5	Don Bessillieu (134)	S	Georgia Tech
6	Steve Lindquist (162)	G	Nebraska
7	Uwe von Schamann (189)	K	Oklahoma
8a	Jeff Groth (206)	WR	Bowling Green
(from Washington for Jim Mandich)			
8b	Glenn Blackwood (215)	S	Texas
(from Denver for Jim Kiick)			
8c	TO TAMPA BAY for Council Rudolph (217)		
9	Jeff Weston (244)	DT	Notre Dame
10a	Jerome Stanton (258)	CB	Michigan St.
(from Detroit for Karl Baldischwiler)			
10b	Mike Kozlowski (272)	S	Colorado
11	Mike Blanton (299)	DE	Georgia Tech
12	Larry Fortner (327)	QB	Miami (Ohio)

1980

1	Don McNeal (21)	CB	Alabama
2	Dwight Stephenson (48)	C	Alabama
3	Bill Barnett (75)	DE	Nebraska
4	Elmer Bailey (100)	WR	Minnesota
5	TO WASHINGTON in Benny Malone deal (132)		
6	Eugene Byrd (158)	WR	Michigan St.
7	Joe Rose (186)	TE	California
8a	Jeff Allen (212)	CB	Calif.-Davis
8b	David Woodley (214)	QB	Louisiana St.
	(from Washington for Jim Mandich)		
9	Mark Goodspeed (239)	T	Nebraska
10a	Doug Lantz (271)	C	Miami (Ohio)
10b	Ben Long (272)	LB	South Dakota
	(from Philadelphia, past considerations)		
11a	Phil Driscoll (279)	DE	Mankato St.
	(from San Francisco for Charles Cornelius)		
11b	TO PHILADELPHIA, past considerations (298)		
12	Chuck Stone (325)	G	N. Carolina St.

1981

1	x- David Overstreet (13)	RB	Oklahoma
2a	TO LOS ANGELES in Bob Brudzinski deal (43)		
2b	Andra Franklin (56)	FB	Nebraska
	(from Los Angeles in Bob Brudzinski deal)		
3	TO LOS ANGELES in Bob Brudzinski deal (69)		
4a	Sam Greene (84)	WR	Nev.-Las Vegas
	(from New Orleans for Guy Benjamin)		
4b	Brad Wright (96)	QB	New Mexico
5a	Ken Poole (126)	DE	NE Louisiana
5b	Tom Vigorito (138)	RB	Virginia
	(from Philadelphia for Leroy Harris)		
6a	x- Mack Moore (152)	DE	Texas A&M
6b	Fulton Walker (154)	CB	West Virginia
	(from Minnesota in Jim Langer deal)		
7	Mike Daum (179)	T	Cal Poly-SLO
8	y- William Judson (206)	CB	S. Carolina St.
9	John Noonan (235)	WR	Nebraska
10	Steve Folsom (261)	TE	Utah
11	Jim Jensen (291)	QB	Boston Univ.
12	John Alford (318)	DT	S. Carolina St.

x-signed with Canadian Football League

y-injured reserve '81

1982

1	Roy Foster (24)	G/T	Southern Cal
2	Mark Duper (52)	WR	NW St. (La.)
3	Paul Lankford (80)	CB	Penn State
4	Charles Bowser (108)	LB	Duke
5a	Bob Nelson (120)	DT	Miami (Fla.)
	(from Minnesota in Jim Langer deal)		
5b	Rich Diana (136)	FB	Yale
6a	Thomas Tutson (161)	CB	S. Carolina St.
	(from San Diego for George Roberts)		
6b	Ron Hester (164)	LB	Florida St.
7a	Dan Johnson (170)	TE	Iowa State
	(from New Orleans for Guy Benjamin)		
7b	Larry Cowan (192)	RB	Jackson St.
8	Tate Randle (220)	S	Texas Tech
9a	Steve Clark (239)	DE	Utah
	(from Detroit for Steve Towle)		
9b	Mack Boatner (248)	RB	SE Louisiana
10a	Robin Fisher (271)	LB	Florida
	(from Philadelphia for Steve Howell)		
10b	Wayne Jones (276)	C/T	Utah
11	Gary Crum (303)	T	Wyoming
12	Mike Rodrigue (331)	WR	Miami (Fla.)

1983

1	Dan Marino (27)	QB	Pittsburgh
2	Mike Charles (55)	DT	Syracuse

3a	Charles Benson (76)	DE	Baylor
	(from Houston in '83 draft trade-up)		
3b	TO HOUSTON in '83 draft trade-up (83)		
4	TO L.A. RAMS for Eddie Hill (111)		
5	TO HOUSTON in '83 draft trade-up (139)		
6	Reggie Roby (167)	P	Iowa
7	Keith Woetzel (195)	LB	Rutgers
8	Mark Clayton (223)	WR	Louisville
9	Mark Brown (250)	LB	Purdue
10	Anthony Reed (278)	RB	S. Carolina St.
11	Joe Lukens (306)	G	Ohio State
12	x-Anthony Carter (334)	WR	Michigan
	x-previously had signed with United States Football League		

1984

1a	Jackie Shipp (14)	LB	Oklahoma
	(from Buffalo in '84 draft trade-up)		
1b	TO BUFFALO in '84 draft trade-up (26)		
2	Jay Brophy (53)	LB	Miami (Fla.)
3a	TO BUFFALO in '84 draft trade-up (79)		
	(from Pittsburgh in David Woodley deal)		
3b	TO BUFFALO in '84 draft trade-up (82)		
4	Joe Carter (109)	RB	Alabama
5	Dean May (138)	QB	Louisville
6	Rowland Tatum (165)	LB	Ohio State
7	Bernard Carvalho (194)	G/T	Hawaii
8	x-Ron Landry (221)	FB	McNeese St.
9	Jim Boyle (250)	G/T	Tulane
10	John Chesley (277)	TE	Oklahoma St.
11	Bud Brown (305)	S	Southern Miss.
12a	William Devane (320)	DT	Clemson
12b	Mike Weingrad (333)	LB	Illinois
	(from San Francisco for Tom Orosz)		

x-injured reserve '84

1984 USFL SUPPLEMENTAL DRAFT

1	Danny Knight (26)	WR	Mississippi State
	(from N.J. Generals)		
2	Dewey Forte (53)	DE	Bethune-Cookman
	(from L.A. Express)		
3	Duan Hanks (82)	WR	Stephen F. Austin
	(from Philadelphia Stars)		

1985

1	Lorenzo Hampton (27)	RB	Florida
2	TO SAN DIEGO for Pete Johnson (55)		
3a	George Little (65)	DT	Iowa
	(from Philadelphia for Mark Dennard)		
3b	Alex Moyer (83)	LB	Northwestern
4a	Mike Smith (91)	CB	Texas-El Paso
	(from Cleveland for Duriel Harris)		
4b	Jeff Denbach (111)	T	Wisconsin
5	TO DENVER for Larry Evans (139)		
6a	George Shorthose (145)	WR	Missouri
	(from Atlanta in Gerald Small deal)		
6b	Ron Davenport (167)	FB	Louisville
7	Fuad Reveiz (195)	K	Tennessee
8	Dan Sharp (223)	TE	Texas Christian
9	Adam Hinds (251)	S	Oklahoma St.
10	Mike Pendleton (279)	CB	Indiana
11	Mike Jones (307)	RB	Tulane
12	Ray Noble (335)	CB	California

1986

1	TO TAMPA BAY in Hugh Green deal (25)		
2a	TO TAMPA BAY in Hugh Green deal (40)		
	(from Minnesota in Anthony Carter deal)		
2b	John Offerdahl (52)	LB	Western Michigan
3	T.J. Turner (81)	DT	Houston
4	James Pruitt (107)	WR	Cal-State Fullerton
5	Kevin Wyatt (136)	CB	Arkansas

6	Brent Sowell (163)	DT	Alabama
7	Larry Kolc (193)	LB	Ohio State
8	John Stuart (218)	T	Texas
9	Reyna Thompson (247)	CB	Baylor
10	Jeff Wickersham (274)	QB	Louisiana St.
11	Arnold Franklin (303)	TE	No. Carolina
12	Rickey Isom (329)	FB	N. Carolina St.

1987

1a	TO MINNESOTA in '87 draft trade-down (14)		
1b	John Bosa (16)	DE	Boston College
	(from Minnesota in '87 draft trade-down)		
2a	Rick Graf (43)	LB	Wisconsin
2b	Scott Schwedes (56)	WR	Syracuse
	(from N.Y. Giants through St. Louis in '87 draft trade-up)		
3	TO ST. LOUIS in '87 draft trade-up (70)		
4	Troy Stradford (99)	RB	Boston College
5a	TO ST. LOUIS in '87 draft trade-up (126)		
5b	TO KANSAS CITY in '87 draft trade-down (128)		
	(from Minnesota in '87 draft trade-down)		
5c	Chris Conlin (132)	T/G	Penn State
	(from Kansas City in '87 draft trade-down)		
6	Lance Sellers (155)	LB	Boise State
7	Tom Brown (182)	FB	Pittsburgh
8a	Joel Williams (210)	TE	Notre Dame
8b	Mark Dennis (212)	T	Illinois
	(from Kansas City in '87 draft trade-down)		
9	Tim Pidgeon (237)	LB	Syracuse
	Bobby Taylor (266)	CB	Wisconsin
11	Terance Mann (293)	DE	So. Methodist
12	x-Jim Karsatos (322)	QB	Ohio State
	x-injured reserve '87		

1988

1	Eric Kumerow (16)	DE	Ohio State
2	Jarvis Williams (42)	S	Florida
3	Ferrell Edmunds (73)	TE	Maryland
4	Greg Johnson (99)	T	Oklahoma
5	Rodney Thomas (126)	CB	Brigham Young
6a	x-Melvin Bratton (153)	FB	Miami (Fla.)
6b	George Cooper (156)	FB	Ohio State
	(from Minnesota for Greg Koch)		
7	Kerwin Bell (180)	QB	Florida
8a	Harry Galbreath (212)	G	Tennessee
8b	Louis Cheek (220)	T	Texas A&M
	(from Denver for Larry Lee)		
9	Jeff Cross (239)	DE	Missouri
10	Artis Jackson (266)	DT	Texas Tech
11	Tom Kelleher (292)	FB	Holy Cross
12	Brian Kinchen (320)	TE	Louisiana St.
	x-injured/unsigned '88		

1989

1a	Sammie Smith (9)	RB	Florida State
1b	Louis Oliver (25)	S	Florida
	(from Chicago in '89 draft trade-up)		
2	TO CHICAGO in '89 draft trade-up (36)		
3	TO CHICAGO in '89 draft trade-up (65)		
4	David Holmes (92)	CB	Syracuse
5	Jeff Uhlenhake (121)	C	Ohio State
6	Wes Pritchett (147)	LB	Notre Dame
7	Jim Zdelar (176)	T	Youngstown St.
8	Pete Stoyanovich (203)	K	Indiana
9	x-Dana Batiste (232)	LB	Texas A&M
10a	Deval Glover (259)	WR	Syracuse
10b	Greg Ross (275)	DT	Memphis State
	(from Minnesota for Greg Koch)		
11	y-Bert Weidner (288)	DT	Kent State
12	J.B. Brown (315)	CB	Maryland
	x-injured reserve '89	y-developmental squad '89	

1990

1	Richmond Webb (9)	T	Texas A&M
2	Keith Sims (39)	G	Iowa State
3	Alfred Oglesby (66)	NT	Houston
4	Scott Mitchell (93)	QB	Utah
5a	TO DALLAS for Scott Secules (120)		
5b	x-Leroy Holt (137)	FB	Southern Cal
	(from Washington in '90 draft trade-up)		
6	y-Sean Vanhorse (151)	CB	Howard
7	TO CLEVELAND in '90 draft trade-down (178)		
8	Thomas Woods (205)	WR	Tennessee
9	Phil Ross (231)	TE	Oregon State
10	TO WASHINGTON in '90 draft trade-up (262)		
11	TO SAN FRANCISCO in Tim McKyer deal (289)		
12	Bobby Harden (315)	S	Miami (Fla.)
	x-injured reserve '90 y-physically unable to perform '90		

1991

1	Randal Hill (23)	WR	Miami (Fla.)
2	TO SAN FRANCISCO in Tim McKyer deal (45)		
3a	Aaron Craver (60)	RB	Fresno State
	(from Atlanta in Tim McKyer deal)		
3b	TO HOUSTON for John Grimsely (79)		
4	TO WASHINGTON in '90 trade-up (103)		
5a	Bryan Cox (113)	LB	Western Illinois
	(from Cleveland in '90 trade-down)		
5b	Gene Williams (121)	G	Iowa State
	(from Green Bay in '91 draft trade-up)		
5c	TO GREEN BAY in '91 draft trade-up (135)		
6	TO GREEN BAY in '91 draft trade-up (164)		
7	Chris Green (191)	CB	Illinois
8	Roland Smith (220)	CB	Miami (Fla.)
9	Scott Miller (246)	WR	UCLA
10	Michael Titley (275)	TE	Iowa
11	Ernie Rogers (302)	T	California
12	Joe Brunson (331)	DT	Chattanooga

1992

1a	Troy Vincent (7)	CB	Wisconsin
	(from Phoenix for Randal Hill)		
1b	Marco Coleman (12)	LB	Georgia Tech
2	x-Eddie Blake (43)	G	Auburn
3	Larry Webster (70)	DE	Maryland
4	Dwight Hollier (97)	LB	North Carolina
5	Christopher Perez (124)	T	Kansas
6	Roosevelt Collins (155)	LB	Texas Christian
7a	TO ATLANTA in '92 draft trade-down (182)		
7b	TO L.A. RAIDERS in '92 draft trade-down (185)		
	(from Atlanta in '92 draft trade-down)		
7c	Dave Moore (191)	TE	Pittsburgh
	(from L.A. Raiders in '92 draft trade-down)		
8	Andre Powell (209)	LB	Penn State
9	Tony Tellington (236)	CB	Youngstown St.
10	Raoul Spears (267)	RB	Southern Cal
11a	Lee Miles (294)	WR	Baylor
11b	Mark Barsotti (296)	QB	Fresno State
	(from L.A. Raiders in '92 draft trade-down)		
12a	Milton Biggins (322)	TE	West. Kentucky
12b	Kameno Bell (328)	RB	Illinois
	(from Atlanta in '92 draft trade-down)		
	x - Non Football Injury '92		

1993

1	O.J. McDuffie (25)	WR	Penn State
2	TO NEW ENGLAND in Irving Fryar deal (52)		
3	Terry Kirby (78)	RB	Virginia
4	Ronnie Bradford (105)	CB	Colorado
5	Chris Gray (132)	T	Auburn
6	Robert O'Neal (164)	S	Clemson
7	David Merritt (191)	LB	N. Carolina St.

8 Dwayne Gordon (218) LB New Hampshire

1994

- 1a TO GREEN BAY in '94 trade-down (16)
1b **Tim Bowens** (20) DT Mississippi
(from Green Bay in '94 draft trade-down)
2a **Aubrey Beavers** (54) LB Oklahoma
2b **Tim Ruddy** (65) C Notre Dame
(from Arizona in '94 trade-up)
3 TO ARIZONA in '94 trade-up (89)
(from Green Bay in '94 draft trade-down)
4a Ronnie Woolfork (112) LB Colorado
(from Cleveland for G Gene Williams)
4b TO ARIZONA in '94 trade-up (115)
(from San Diego for WR Tony Martin)
4c TO ARIZONA in '94 trade-up (121)
5 **William Gaines** (147) DT Florida
6 **Brant Boyer** (177) LB Arizona
7 **Sean Hill** (214) CB Montana St.

1995

- 1 **Billy Milner** (25) T Houston
2a **Andrew Greene** (53) G Indiana
(from Green Bay in Ingram-Jackson deals)
2b TO CHICAGO in Trace Armstrong deal (56)
3 TO CHICAGO in Trace Armstrong deal (87)
4a TO GREEN BAY in Keith Jackson deal (117)
(from Green Bay for Mark Ingram)
4b Pete Mitchell (122) TE Boston College
5 **Norman Hand** (158) DT Mississippi
6 **Jeff Kopp** (194) LB Southern Cal
7a Corey Swinson (233) DT Hampton
7b x-Shannon Myers (246) WR Lenoir-Rhyne
(compensatory pick from NFL)

x - Physically Unable To Perform '95

1996

- 1 **Daryl Gardener** (20) DE Baylor
2a TO DALLAS in '96 trade-down (49)
2b TO JACKSONVILLE in '96 trade-down (60)
(from Dallas in '96 trade-down)
3a Dorian Brew (79) CB Kansas
(from Jacksonville in '96 trade-down)
3b **Karim Abdul-Jabbar** (80) RB UCLA
4a TO KANSAS CITY in '96 trade-down (98)
(from Jacksonville in '96 trade-down)
4b TO JACKSONVILLE in '96 trade-down (99)
(from Dallas in '96 trade-down)
4c Kirk Pointer (113) CB Austin Peay
(from Kansas City in '96 trade-down)
4d **Stanley Pritchett** (118) FB South Carolina
4e LaCurtis Jones (125) LB Baylor
(from Kansas City in '96 trade-down)
5a **Jerris McPhail** (134) RB East Carolina
(from Jacksonville in '96 trade-down)
5b **Shane Burton** (150) DE Tennessee
(from Jacksonville in '96 trade-down)
5c **Zach Thomas** (154) LB Texas Tech
6 **Shawn Wooden** (189) S Notre Dame
7a **Jeff Buckey** (230) T Stanford
7b Brice Hunter (251) WR Georgia
(compensatory pick from NFL)

1997

- 1 x-Yatil Green (15) WR Miami (Fla.)
2 **Sam Madison** (44) CB Louisville
3a **Jason Taylor** (73) DE Akron
3b **Derrick Rodgers** (92) LB Arizona State
(compensatory pick from NFL)
3c **Ronnie Ward** (93) LB Kansas
(compensatory pick from NFL)

- 3d **Brent Smith** (96) T Mississippi St.
(compensatory pick from NFL)
4a TO ST. LOUIS in '97 trade-down (112)
4b Jerome Daniels (121) G Northeastern
(from St. Louis in '97 trade-down)
4c TO OAKLAND in '97 trade-down (123)
(from San Francisco for RB Terry Kirby)
5a TO N.Y. JETS for T James Brown (145)
5b **Barron Tanner** (149) DT Oklahoma
(from Kansas City for K Pete Stoyanovich)
5c Nicholas Lopez (157) DE Texas Southern
(from Oakland in '97 trade-down)
6a John Fiala (166) LB Washington
(from Oakland in '97 trade-down)
6b **Brian Manning** (170) WR Stanford
(from St. Louis in '97 trade-down)
6c **Mike Crawford** (173) LB Nevada
(from St. Louis in '97 trade-down)
6d **Ed Perry** (177) TE James Madison
7a Hudhaifa Ismaeli (203) CB Northwestern
(from Oakland in '97 trade-down)
7b TO KANSAS CITY in '96 trade-down (214)

x - Injured Reserve '97

1998

- 1a TO GREEN BAY in '98 trade-down (19)
1b **John Avery** (29) RB Mississippi
(from Green Bay in '98 trade-down)
2a **Patrick Surtain** (44) CB Southern Miss.
(from Carolina for 1st-round pick in 2000)
2b **Kenny Mixon** (49) DE LSU
2c TO DETROIT in '98 trade-down (60)
(from Green Bay in '98 trade-down)
3a Brad Jackson (79) LB Cincinnati
(from Detroit in '98 trade-down)
3b x-Larry Shannon (82) WR East Carolina
4a **Lorenzo Bromell** (102) DE Clemson
(from Philadelphia in '98 trade-up)
4b TO PHILADELPHIA in '98 trade-up (112)
5a TO PHILADELPHIA in '98 trade-up (142)
5b Scott Shaw (143) G Michigan State
(from Detroit in '98 trade-down)
6a Nathan Strikwerda (171) C Northwestern
6b John Dutton (172) QB Nevada
(from Detroit in '98 trade-down)
7 Jim Bundren (210) G Clemson

x - Injured Reserve '98

1999

- 1a TO SAN FRANCISCO in '99 draft trade-down (24)
1b TO DETROIT in '99 draft trade-down (27)
2a **J.J. Johnson** (39) RB Mississippi State
(from Detroit in '99 draft trade-down)
2b **Rob Konrad** (43) FB Syracuse
(from Kansas City in '99 draft trade-up)
2c TO KANSAS CITY in '99 draft trade-up (54)
3a TO DETROIT in '99 draft trade-down (70)
(from Detroit in '99 draft trade-down)
3b **Grey Ruegamer** (72) C Arizona State
(from Detroit in '99 draft trade-down)
3b TO KANSAS CITY in '99 draft trade-up (84)
4 TO MINNESOTA for signing TE Hunter Goodwin (120)
5a **Cecil Collins** (134) RB McNeese State
(from San Francisco in '99 draft trade-down)
5b Bryan Jones (142) LB Oregon State
(from Detroit in '99 draft trade-down)
5c TO SAN FRANCISCO for G Kevin Gogan (157)
6 **Brent Bartholomew** (192) P Ohio State
7a TO N.Y. GIANTS for RB Tyrone Wheatley (231)
y-Jermaine Haley (232) DT Butte College
(from Detroit in '99 draft trade-down)

7c z-Joe Wong (244) T Brigham Young
(compensatory pick from NFL)

y-previously under contract with CFL; z-injured reserve '99

2000

- 1 TO CAROLINA in '98 draft trade-up (23)
2 **Todd Wade** (53) T Mississippi
3 **Ben Kelly** (84) CB Colorado
4 **Deon Dyer** (117) FB North Carolina
5 **Arturo Freeman** (152) S South Carolina
6a **Ernest Grant** (167) DT Arkansas-Pine Bluff
(from Cleveland for RB Karim Abdul-Jabbar)
6b TO KANSAS CITY in '99 draft trade-down (188)
7a TO SAN FRANCISCO for QB Jim Druckenmiller (230)
7b x-Jeff Harris (232) CB Georgia
(from Chicago for P Brent Bartholomew)

x-injured reserve '00

2001

- 1 **Jamar Fletcher** (26) CB Wisconsin
2a **Chris Chambers** (52) WR Wisconsin
(from Indianapolis through Dallas in '01 draft trade-up)
2b TO DALLAS in '01 draft trade-up (56)
3a **Travis Minor** (85) RB Florida State
3b **Morlon Greenwood** (88) LB Syracuse
(from Philadelphia in '01 draft trade-up)
4 TO DALLAS in '01 draft trade-up (122)
5 **Shawn Draper** (156) T Alabama
6a Brandon Winey (164) T Louisiana State
(from San Diego for WR Nate Jaquet)
6b Josh Heupel (177) QB Oklahoma
(from Washington for DT Barron Tanner)
6c Otis Leverette (187) DE Alabama-Birmingham
(from Philadelphia in '01 draft trade-up)
6d Rick Crowell (188) LB Colorado State
7a TO CHICAGO for TE Alonzo Mayes (208)
(from Chicago for P Brent Bartholomew)
7b TO WASHINGTON for P Matt Turk (224)

2002

- 1 TO NEW ORLEANS in RB Ricky Williams deal (25)
2 TO PHILADELPHIA in '01 draft trade-up (59)
3 **Seth McKinney** (90) C Texas A&M
4a **Randy McMichael** (114) TE Georgia
(from New Orleans in RB Ricky Williams deal)
4b TO NEW ORLEANS in RB Ricky Williams deal (125)
5a **Omare Lowe** (161) CB Washington
5b **Sam Simmons** (170) WR Northwestern
(compensatory pick from NFL)
6 TO CHICAGO in QB Cade McNown deal (199)
7a TO DALLAS for WR Jeff Ogden (237)
7b **Leonard Henry** (241) RB East Carolina
(from Chicago in QB Cade McNown deal)

2003

- 1 TO NEW ORLEANS in RB Ricky Williams deal (18)
2 z-Eddie Moore (49) LB Tennessee
3a **Wade Smith** (78) T Memphis
(from New England for 2nd-round pick in 2004)
3b **Taylor Whitley** (87) G Texas A&M
4 TO CAROLINA for DE Jay Williams (119)
5a **Donald Lee** (156) TE Mississippi State
5b **J.R. Tolver** (169) WR San Diego State
(compensatory pick from NFL)
6a **Corey Jenkins** (181) LB South Carolina
(from Carolina in draft day trade-up)
6b TO CHICAGO in QB Cade McNown deal (191)
6c Tim Provost (209) T San Jose State
(compensatory pick from NFL)

6d y-Yeremiah Bell (213) S Eastern Kentucky
(compensatory pick from NFL)

- 7a TO CAROLINA in draft day trade-up (226)
(from Washington for signing DT Jermaine Haley)
7b TO WASHINGTON for QB Sage Rosenfels (232)
7c TO CAROLINA in draft day trade-up (247)
(from Tampa Bay for T Cornell Green)
7d z-Davern Williams (248) DT Troy State
(compensatory pick from NFL)

y - Practice Squad Injured in '03; z - Injured Reserve in '03

2004

- 1a **Vernon Carey** (19) G/T Miami (Fla.)
(from Minnesota in 2004 draft trade-up)
1b TO MINNESOTA in 2004 draft trade-up (20)
2 TO NEW ENGLAND for 3rd-round pick in 2004 (56)
3 TO GREEN BAY in 2004 draft trade-down (87)
4a **Will Poole** (102) CB USC
(from Jacksonville through Green Bay in 2004 draft trade-down)
4b TO MINNESOTA in 2004 draft trade-up (119)
5a TO BALTIMORE in 2004 draft trade-down (153)
(from Green Bay in 2004 draft trade-down)
5b TO SAN DIEGO for LB Junior Seau (154)
5c **Tony Bua** (160) LB Arkansas
(from Baltimore in 2004 draft trade-down)
6a **Rex Hadnot** (174) C Houston
(from Atlanta in 2004 draft trade-up)
6b TO ATLANTA in 2004 draft trade-up (186)
7a TO ATLANTA in 2004 draft trade-up (219)
(from New Orleans for LB Derrick Rodgers)
7b x-Tony Pape (221) T Michigan
7c **Derrick Pope** (222) LB Alabama
(from Baltimore in 2004 draft trade-down)

x - Practice Squad in '04

2005

- 1 **Ronnie Brown** (2) RB Auburn
2a TO PHILADELPHIA for QB A.J. Feeley (35)
2b **Matt Roth** (46) DE Iowa
(from Kansas City in CB Patrick Surtain deal)
3a TO ST. LOUIS for RB Lamar Gordon (66)
3b **Channing Crowder** (70) LB Florida
(from Chicago in Booker-Ogunleye deal)
4a **Travis Daniels** (104) CB LSU
5a TO KANSAS CITY in CB Patrick Surtain deal (138)
5b **Anthony Alabi** (162) T TCU
(from Kansas City in CB Patrick Surtain deal)
6 TO SAN DIEGO in WR David Boston deal (177)
7 **x-Kevin Vickerson** (216) DT Michigan State

x - Injured Reserve in '05

2006

- 1 **Jason Allen** (16) S Tennessee
2 TO MINNESOTA for QB Daunte Culpepper (51)
3 **Derek Hagan** (82) WR Arizona State
4 x-Joe Toledo (114) T Washington
5 Exercised in 2005 supplemental draft for Manny Wright (149)
6 TO SAN DIEGO in Cleo Lemon-A.J. Feeley trade (188)
7a **Frederick Evans** (212) DT Texas State
(from Green Bay in Brad Bedell trade)
7b y-Rodrique Wright (226) DT Texas
7c Devin Aromashodu (233) WR Auburn
(from Chicago in John Owens-Brendon Ayanbadejo trade)

x - Injured Reserve in '06; y-Reserve/NFI in '06

2007			
1	Ted Ginn Jr. (9)	WR	Ohio State
2a	John Beck (40)	QB	Brigham Young
2b	Samson Satele (60)	C/G	Hawaii
	(from New England in Wes Welker trade)		
3	Lorenzo Booker (71)	RB	Florida State
4	Paul Soliai (108)	DT	Utah
5	TO DETROIT for QB Joey Harrington (145)		
6a	Reagan Mauga (181)	FB	Hawaii
6b	x-Drew Mormino (199)	C	Central Michigan
	(from New Orleans for K Olindo Mare)		
7a	Kelvin Smith (219)	LB	Syracuse
7b	Brandon Fields (225)	P	Michigan State
	(from St. Louis for signing of RFA P Donnie Jones)		
7c	Abraham Wright (238)	LB	Colorado
	(from New England in Wes Welker trade)		
x - Injured Reserve in '07			
2008			
1	Jake Long (1)	T	Michigan
2a	Phillip Merling (32)	DE	Clemson
2b	Chad Henne (57)	QB	Michigan
	(from San Diego for WR Chris Chambers)		

- 3a TO DETROIT in draft day trade-down (64)
- 3b Kendall Langford (66) DE Hampton
(from Detroit in draft day trade-down)
- 4a TO DALLAS for LB Akin Ayodele and TE Anthony Fasano (100)
- 4b Shawn Murphy (110) G Utah State
(from Chicago in draft day trade-up)
- 4c TO CHICAGO in draft day trade-up (115)
(from Philadelphia for RB Lorenzo Booker)
- 5 TO KANSAS CITY for QB Trent Green (136)
- 6a TO DALLAS in DT Jason Ferguson trade (167)
- 6b Jalen Parmele (176) RB Toledo
(from Detroit in draft day trade-down)
- 6c Donald Thomas (195) G Connecticut
(from Dallas in DT Jason Ferguson trade)
- 6d Lex Hilliard (204) RB Montana
(compensatory pick from NFL)
- 7a TO CHICAGO in draft day trade-up (208)
- 7b Lionel Dotson (245) DE Arizona
(compensatory pick from NFL)

ALL-TIME DRAFT BY POSITION

POSITION	NO.
Offensive Line	96
Defensive Line	92
Linebacker	78
Defensive Back	77
Running Back	73
Wide Receiver	52
Tight End	34
Quarterback	26
Kicker	6
Punter	5

FIRST-ROUND BY POSITION

POSITION	TOP NO.	ALL FIRST ROUND
Offensive Line	10#	8
Defensive Line	8	8
Running Back	8*	7
Wide Receiver	5*	4
Linebacker	4&	4
Defensive Back	4	5
Quarterback	3*	3
Tight End	1*	0
Kicker/Punter	0	0

*includes one selection in second round #includes three selections in second round and one in third round
 & includes two selections in second round

ALL-TIME TRADES

1966

- 1/15 LB Ron Caveness to Houston for rights to QB Billy Anderson (1965 redshirt draftee of Houston)
- 7/3 13th round pick in 1967 to Buffalo for QB George Wilson, Jr.
- 8/30 RB Jack Spikes to Buffalo for 5th round pick in 1967
- 11/10 3rd and 5th round picks in 1967 to Denver for RB Cookie Gilchrist
- 11/10 DT Jerry Oliver to Denver for 12th round pick in 1967
- 11/10 8th round pick in 1967 to Oakland for TE Bill Cronin

1967

- 4/4 T Nick DeFelice to N.Y. Jets for C Mike Hudock
- 5/4 TE Bill Cronin to Denver for DT Ray Jacobs
- 6/27 DE Earl Faison, RB Cookie Gilchrist, G Earnie Park and QB George Wilson, Jr., to Denver for RB Abner Haynes, LB Jerry Hopkins, DE Danny La Rose and 6th round pick in 1968
- 7/25 4th round pick in 1968 to Denver for LB John Bramlett
- 9/5 TE Dave Kocourek to Oakland for 8th round pick in 1968
- 9/26 8th round pick in 1968 to N.Y. Jets for QB Archie Roberts
- 12/3 QB Jon Brittenum to San Diego for 3rd round pick in 1968
- 12/27 QB John Stofa to Cincinnati for 1st and 2nd round picks in 1968
- 12/27 QB Billy Anderson to Houston for 9th round pick in 1968

1968

- 8/19 LB Tom Erlandson to San Diego for 7th round pick in 1969
- 8/21 WR John Roderick to Oakland for 5th round pick in 1969

1969

- 3/24 LB John Bramlett, QB Kim Hammond and 5th round pick in 1970 to Boston for LB Nick Buoniconti
- 7/2 CB Mack Lamb to San Diego for G Larry Little

1970

- 1/27 1st round pick in 1970 to Cleveland for WR Paul Warfield
- 4/13 1st round pick in 1971 to Baltimore as compensation for Head Coach Don Shula
- 5/1 CB Dick Westmoreland to Minnesota for G Bookie Bolin
- 5/1 S Tom Beier to San Francisco for T/C Lance Olssen
- 5/18 WR Jack Clancy to Green Bay as compensation for TE Marv Fleming
- 8/31 8th round pick in 1971 to Pittsburgh for C Bob DeMarco
- 9/15 5th round pick in 1971 to Pittsburgh for WR Willie Richardson

1971

- 9/1 2nd round pick in 1972 to Cleveland for LB Bob Matheson
- 9/8 C Carl Mauck to San Diego for DT Tony Liscio and 4th round pick in 1972
- 11/23 QB John Stofa to Denver for 7th round pick in 1972
- 11/23 10th round pick in 1972 to Houston for DE Russell Price

1972

- 6/7 LB Dale Farley to Buffalo for DT Jim Dunaway
- 6/7 1st round pick in 1973 to Buffalo for WR Marlin Briscoe
- 8/22 DT Frank Cornish to Buffalo for G/C Howard Kindig and 5th round pick in 1973
- 8/28 T Wayne Mass to New England for 7th round pick in 1973
- 9/26 C Bob DeMarco to Cleveland for 7th round pick in 1973
- 9/26 G/C Bill Griffin to New England for 7th round pick in 1973

1973

- 8/10 CB Dave McCurry to Chicago for 9th round pick in 1974
- 8/22 QB Jim Del Gaizo to Green Bay for 2nd round picks in 1974 and 1975
- 8/27 DT Mike Kadish to Buffalo for C/G Irv Goode
- 8/29 K Jeff White to New Orleans for 7th round pick in 1974
- 5/10 WR Otto Stowe to Dallas for WR Ron Sellers and 2nd round pick in 1974
- 10/2 RB Hubert Ginn to Baltimore for FB Don Nottingham and 6th round pick in 1974

1974

- 1/25 QB Joe Theismann to Washington for 1st round pick in 1976
- 8/7 DT Larry Woods to N.Y. Jets for 6th round pick in 1975
- 8/9 WR Charley Wade to Chicago for 10th round pick in 1975
- 8/17 RB Ed Jenkins to N.Y. Giants for 14th round pick in 1975
- 8/21 G/C Howard Kindig to Washington for 10th round pick in 1975
- 8/28 6th round pick in 1975 to N.Y. Jets for T John Mooring
- 9/10 WR Bo Rather to Chicago for 3rd round pick in 1977

1975

- 1/28 CB Henry Stuckey to N.Y. Giants for 5th round pick in 1975
- 1/30 Rights to DE Karl Lorch to Washington for 10th round pick in 1976
- 5/6 WR Marlin Briscoe and RB Hubert Ginn to St. Louis for RB Donny Anderson and compensation for TE Jim McFarland
- 7/9 4th round pick in 1976 to Philadelphia for FB Norm Bulaich

- 7/23 LB Bruce Bannon to San Diego for DE Pete Lazetich
 9/7 LB Larry Ball and 5th round pick in 1976 to Detroit for 4th round pick in 1976
 9/9 WR Mel Baker to New Orleans for 7th round pick in 1976

1976

- 4/6 LB Rodrigo Barnes to St. Louis for 12th round pick in 1976
 4/6 3rd round picks in 1978 and 1979 from N.Y. Giants as compensation for signing FB Larry Csonka
 4/8 4th and 7th round picks in 1978 from Cleveland as compensation for signing WR Paul Warfield
 4/10 12th round pick in 1978 and 9th round pick in 1979 from Denver as compensation for signing RB Jim Kiick
 8/24 RB Mercury Morris to San Diego for 4th round pick in 1977
 8/24 S Jake Scott and 4th round pick in 1977 to Washington for S Bryant Salter
 9/2 6th round pick in 1977 to N.Y. Giants for LB Andy Selfridge
 9/21 3rd and 4th (obtained in Morris trade, 1976) round picks in 1977 to Houston for CB Ken Ellis

1977

- 1/21 Rights to LB Ray Nettles to Tampa Bay for 5th and 6th round picks in 1977
 2/7 6th round pick in 1977 to Tampa Bay for WR Barry Smith and T Randy Young
 7/20 11th round pick in 1978 to Seattle for DT Carl Barisich
 8/8 T Darryl Carlton to Tampa Bay for T Mike Current and 5th round pick in 1978
 8/30 5th (obtained in Carlton trade, 1977) round pick in 1978 to Tampa Bay for T Steve Young
 9/5 CB Jeris White to Tampa Bay for 5th round pick in 1978

1978

- 4/17 S Vern Roberson, WR Freddie Solomon and 1st and 5th round picks in 1978 to San Francisco for RB Delvin Williams
 5/11 TE Jim Mandich to Washington for 8th round picks in 1979 and 1980
 7/5 8th round pick in 1979 to Tampa Bay for DE Council Rudolph
 8/28 T Karl Baldischwiler to Detroit for 10th round pick in 1979
 10/10 RB Benny Malone and 5th round pick in 1980 to Washington for FB Jim Braxton and 3rd round pick in 1979

1979

- 3/22 3rd (obtained in Malone trade, 1978) round pick in 1979 to Oakland for S Neal Colzie
 4/18 3rd round pick in 1979 to Atlanta for LB Ralph Ortega
 8/21 CB Charles Cornelius to San Francisco for 11th round pick in 1980
 8/27 FB Leroy Harris to Philadelphia for 5th round pick in 1981

1980

- 8/25 RB Gary Davis and CB Norris Thomas to Tampa Bay for FB Jimmy DuBose and 2nd round pick in 1981

- 8/28 QB Guy Benjamin to New Orleans for 4th round pick in 1981
 9/24 C Jim Langer to Minnesota for 6th round pick in 1981 and 5th round pick in 1982

1981

- 4/28 3rd round pick in 1981 and 2nd (obtained in Davis/Thomas trade, 1980) round pick in 1982 to Los Angeles for LB Bob Brudzinski; teams also exchanged 2nd round picks in 1981 (Dolphins moving down from 43rd to 56th overall)
 7/13 LB Steve Towle to Detroit for 9th round pick in 1982
 7/22 4th round pick in 1983 to Los Angeles for RB Eddie Hill
 8/18 FB Steve Howell to Philadelphia for 10th round pick in 1982
 8/31 P George Roberts to San Diego for 6th round pick in 1982

1983

- 4/26 3rd (81st overall) and 5th round picks in 1983 to Houston for 3rd (76th overall) round pick in 1983 in draft trade-up
 8/15 5th round pick in 1985 to Denver for LB Larry Evans
 8/29 P Tom Orosz to San Francisco for 12th round pick in 1984

1984

- 2/21 QB David Woodley to Pittsburgh for 3rd round pick in 1984
 3/6 C Mark Dennard to Philadelphia for 3rd round pick in 1985
 3/27 WR Duriel Harris to Cleveland for 4th round pick in 1985
 5/1 1st (26th overall) round pick and two 3rd round picks (one obtained in Woodley trade, 1984) in 1984 to Buffalo for 1st (14th overall) round pick in 1984 in draft trade-up
 8/27 CB Gerald Small to Atlanta for T Ronnie Lee and 6th round pick in 1985
 9/22 2nd round pick in 1985 to San Diego for FB Pete Johnson

1985

- 5/7 Conditional undisclosed pick in 1986 to Cincinnati for QB Bryan Clark
 8/15 Rights to WR Anthony Carter (12th round, 1983) to Minnesota for LB Robin Sendlein and 2nd round pick in 1986
 10/9 1st and 2nd (obtained in Carter trade, 1985) round picks in 1986 to Tampa Bay for LB Hugh Green

1987

- 4/28 1st (14th overall) round pick in 1987 to Minnesota for 1st (16th overall) and 5th round picks in 1987 in draft trade-down
 4/28 3rd and 5th (obtained in 1987 draft trade-down) round picks in 1987 to St. Louis for 2nd round pick in 1987 in draft trade-up
 4/28 5th (128th overall) round pick in 1987 to Kansas City for 5th (132nd overall) and 8th round picks in 1987 in draft trade-down
 8/20 G/C Larry Lee to Denver for 8th round pick in 1988

10/20 T Greg Koch to Minnesota for 6th round pick in 1988 and 10th round pick in 1989

1989

4/23 2nd (36th overall) and 3rd (65th overall) round picks in 1989 to Chicago for 1st round pick (25th overall) in 1989 in draft trade-up
8/6 5th (120th overall) round pick in 1990 to Dallas for QB Scott Secules

1990

4/22 10th (262nd overall) round pick in 1990 and 4th round pick in 1991 to Washington for 5th round pick in 1990 in draft trade-up
4/23 7th (178th overall) round pick in 1990 to Cleveland for 5th round pick in 1991
4/23 11th (289th overall) round pick in 1990 and 2nd round pick in 1991 to San Francisco for CB Tim McKyer
9/3 12th (331st overall) round pick in 1991 to Atlanta for NT Shawn Lee

1991

1/31 LB Eric Kumerow to Chicago for CB Vestee Jackson
4/1 3rd (79th overall) round pick in 1991 to Houston for LB John Grimsley
4/21 CB Tim McKyer to Atlanta for 3rd (60th overall) and 12th (331st overall) round picks in 1991
4/22 5th (135th overall) and 6th (163rd overall) round picks in 1991 to Green Bay for 5th (121st overall) in 1991 in draft trade-up
9/3 WR Randal Hill to Phoenix for 1st (seventh overall) round pick in 1992

1992

4/27 7th (182nd overall) round pick in 1992 to Atlanta for 7th (185th overall) and 12th (328th overall) round picks in 1992 in draft trade-down
4/27 7th (185th overall) round pick in 1992 to L.A. Raiders for 7th (191st overall) and 11th (296th overall) round picks in 1992 draft trade-down
5/26 RB Sammie Smith to Denver for RB Bobby Humphrey

1993

4/1 2nd (52nd overall) round pick in 1993 and 3rd (88th overall) round pick in 1994 to New England for WR Irving Fryar
7/13 G Gene Williams to Cleveland for 4th (110th overall) round pick in 1994

1994

3/24 WR Tony Martin to San Diego for 4th (113th overall) round pick in 1994
4/24 1st (16th overall) round pick in 1994 to Green Bay for 1st (20th overall) and 3rd (89th overall) round picks in 1994 in draft trade-down
4/24 3rd (89th overall), 4th (115th overall) and 4th (121st overall) round picks in 1994 to Arizona for 2nd (65th overall) round pick in 1994 in draft trade-up

1995

3/21 WR Mark Ingram to Green Bay for 4th (116th overall) round pick in 1995
3/29 TE Keith Jackson and 4th (116th overall) round pick to Green Bay for 2nd (53rd overall) round pick in 1995

4/3 CB Terrell Buckley from Green Bay for past considerations
4/4 2nd (56th overall) round pick and 3rd (87th overall) round pick in 1995 to Chicago for DE Trace Armstrong
8/27 TE Pete Mitchell to Jacksonville for WR Mike Williams

1996

3/4 5th (145th overall) round pick in 1997 to N.Y. Jets for T James Brown
4/20 2nd (49th overall) round pick in 1996 to Dallas for 2nd (60th overall) and 4th (99th overall) round picks in 1996 in draft trade-down
4/20 2nd (60th overall) and 4th (99th overall) round picks in 1996 to Jacksonville for 3rd (79th overall), 4th (98th and 134th overall) and 5th (150th overall) round picks in 1996 in draft trade-down
4/21 4th (98th overall) round pick in 1996 and 7th (214th overall) round pick in 1997 to Kansas City for 4th (113th and 125th overall) round picks in 1996 in draft trade-down
8/19 RB Terry Kirby to San Francisco for 4th (123rd overall) round pick in 1997
8/21 K Pete Stoyanovich to Kansas City for 5th (149th overall) round pick in 1997
10/1 T Billy Milner to St. Louis for TE Troy Drayton

1997

4/20 4th (112th overall) round pick in 1997 to St. Louis for 4th (121st overall) and 6th (170th and 173rd overall) round picks in 1997 in draft trade-down
4/20 4th (123rd overall) round pick in 1997 to Oakland for 5th (157th overall), 6th (166th overall) and 7th (203rd overall) round picks in 1997 in draft trade-down
8/24 Conditional draft choice in 1998 to Green Bay for WR Qadry Ismail

1998

4/16 1st round pick in 2000 to Carolina for 2nd (44th overall) round pick in 1998
4/18 1st (19th overall) round pick in 1998 to Green Bay for 1st (29th overall) and 2nd (60th overall) round picks in 1998 in draft trade-down
4/18 2nd (60th overall) round pick in 1998 to Detroit for 3rd (79th overall), 5th (143rd overall) and 6th (172nd overall) round picks in 1998 in draft trade-down
4/19 4th (112th overall) and 5th (142nd overall) round picks in 1998 to Philadelphia for 4th (102nd overall) round pick in 1998 in draft trade-up

1999

2/12 7th (231st overall) round pick in 1999 to N.Y. Giants for RB Tyrone Wheatley
3/1 5th (157th overall) round pick in 1999 to San Francisco for G Kevin Gogan
4/17 1st (24th overall) round pick in 1999 to San Francisco for 1st (27th overall) and 5th (134th overall) round picks in 1999 in draft trade-down
4/17 1st (27th overall) round pick in 1999 to Detroit for 2nd (39th overall), 3rd (70th overall) and 5th (142nd overall) round picks in 1999 in draft trade-down
4/17 2nd (54th overall) and 3rd (84th overall) round picks in 1999 and 6th round pick (188th

- overall) in 2000 to Kansas City for 2nd (43rd overall) round pick in 1999 in draft trade-up
 4/17 3rd (70th overall) round pick in 1999 to Detroit for 3rd (72nd overall) and 7th (232nd overall) round picks in 1999 in draft trade-down
 9/4 DT Barron Tanner to Washington for a 6th (177th overall) round draft pick
 9/6 7th (230th overall) round pick in 2000 to San Francisco for QB Jim Druckenmiller
 9/21 RB John Avery to Denver for WR Marcus Nash
 10/19 RB Karim Abdul-Jabbar to Cleveland for 6th (167th overall) round pick in 2000

2000

- 3/9 7th (224th overall) round pick in 2001 to Washington for P Matt Turk
 4/16 P Brent Bartholomew to Chicago for 7th (232nd overall) round pick in 2000 and 7th (208th overall) round pick in 2001
 8/22 WR Nate Jacquet to San Diego for 6th (164th overall) round pick in 2001
 8/22 7th (237th overall) round pick in 2002 to Dallas for WR Jeff Ogden
 10/2 7th (208th overall) round pick in 2001 to Chicago for TE Alonzo Mayes

2001

- 4/21 2nd (56th overall) and 4th (122nd overall) round picks in 2001 to Dallas for 2nd (52nd overall) round pick in 2001
 4/21 2nd (59th overall) round pick in 2002 to Philadelphia for 3rd (88th overall) and 6th (187th overall) round picks in 2001
 8/22 6th (199th overall) round pick in 2002 and 6th (191st overall) round pick in 2003 to Chicago for QB Cade McNown and 7th (241st overall) round pick in 2002

2002

- 3/8 1st (25th overall) and 4th (125th overall) round picks in 2002 and 1st (18th overall) round pick in 2003 to New Orleans for RB Ricky Williams and 4th (114th overall) round pick in 2002
 3/12 RB J.J. Johnson to Cleveland for conditional 7th round pick in 2004
 6/13 QB Cade McNown to San Francisco for conditional 7th round pick in 2003
 7/19 DE Al Wallace and 4th (119th overall) round pick in 2003 to Carolina for DE Jay Williams
 8/20 T Cornell Green to Tampa Bay for 7th (247th overall) round pick in 2003
 8/22 7th (232nd overall) round pick in 2003 to Washington for QB Sage Rosenfels

2003

- 4/16 5th (154th overall) round pick in 2004 to San Diego for LB Junior Seau
 4/25 2nd round pick in 2004 to New England for 3rd (78th overall) round pick in 2003
 4/27 7th (226th and 247th overall) round picks in 2003 to Carolina for 6th (181st overall) round pick in 2003 in draft trade-up
 5/27 LB Derrick Rodgers to New Orleans for a 7th (219th overall) round pick in 2004
 8/25 S Scott McGarrahan to Green Bay for conditional 7th round draft choice in 2006

2004

- 3/3 2nd (35th overall) round pick in 2005 to Philadelphia for QB A.J. Feeley

- 3/18 Cornerback Jamar Fletcher and a 6th (177th overall) round pick in 2005 to San Diego for WR David Boston
 4/24 1st (20th overall) and 4th (119th overall) round picks in 2004 to Minnesota for 1st (19th overall) round pick in 2004
 4/24 3rd (87th overall) round pick to Green Bay for 4th (102nd overall) and 5th (153rd overall) picks in 2004
 4/25 5th (153rd overall) round pick in 2004 to Baltimore for 5th (160th overall) and 7th (222nd overall) picks in 2004
 4/25 6th (186th overall) and 7th (219th overall) round picks in 2004 to Atlanta for 6th (174th overall) round pick in 2004
 8/23 DE Adewale Ogunleye to Chicago for WR Marty Booker and a 3rd (70th overall) round pick in 2005
 9/5 G Brad Bedell to Green Bay for a 7th (212th overall) round pick in 2006
 9/9 3rd (66th overall) round pick in 2005 to St. Louis for RB Lamar Gordon

2005

- 4/23 CB Patrick Surtain and a 5th (138th overall) round pick in 2005 to Kansas City for 2nd (46th overall) and 5th (162nd overall) round picks in 2005
 8/4 DE Ronald Flemons to Seattle for CB Kris Richard
 8/29 LB Brendon Ayanbadejo to Chicago for TE John Owens and a 7th (233rd overall) round pick in 2006
 10/11 RB Jesse Chatman to New Orleans for a conditional draft choice.
 10/18 QB A.J. Feeley and a 6th (188th overall) round pick in 2006 to San Diego for QB Cleo Lemon

2006

- 3/15 2nd (51st overall) round pick in 2006 to Minnesota for QB Daunte Culpepper
 5/12 5th (145th overall) round pick in 2007 Detroit for QB Joey Harrington

2007

- 3/5 WR Wes Welker to New England for 2nd (60th overall) and 7th (238th overall) round picks in 2007
 4/3 K Olindo Mare to New Orleans for a 6th (199th overall) round pick in 2007
 6/6 5th (136th overall) round pick in 2008 to Kansas City for QB Trent Green
 10/16 WR Chris Chambers to San Diego for a 2nd (57th overall) round pick in 2008

2008

- 2/29 6th (167th overall) round pick in 2008 and an undisclosed draft choice to Dallas for DT Jason Ferguson and a 6th (195th overall) round pick in 2008
 4/26 4th (100th overall) round pick in 2008 to Dallas for LB Akin Ayodele and TE Anthony Fasano
 4/26 RB Lorenzo Booker to Philadelphia for a 4th (115th overall) round pick in 2008
 4/27 3rd (64th overall) round pick in 2008 to Detroit for 3rd (66th overall) and 6th (176th overall) round picks in 2008
 4/27 4th (115th overall) and 7th (208th overall) round picks in 2008 to Chicago for 4th (110th overall) round pick in 2008

PLAN B FREE AGENCY

(**Boldface** indicates made active roster)

1989

PLAYERS LEFT UNPROTECTED (25): FB Woody Bennett, S Glenn Blackwood, S Bud Brown, LB Bob Brudzinski, FB Tony Burse, G/C Chris Conlin, RB Joe Cribbs, LB Tony Furjanic, T Jon Giesler, LB Hugh Green, TE Bruce Hardy, S Liffort Hobley, QB Ron Jaworski, TE Dan Johnson, LB Larry Kolic, NT Mike Lambrecht, CB Don McNeal, LB Scott Nicolas, CB Bruce Plummer, DE Chris Scott, LB Jackie Shipp, FB Chad Stark, C Dwight Stephenson, WR Jimmy Teal and CB Reyna Thompson.

PLAYERS SIGNED (11):

LB **Dave Ahrens** – signed on March 23 (from Detroit)
LB **Greg Clark** – signed on March 15 (from Chicago)
S Steve Gage – signed on February 13 (from Washington)
CB **Ernest Gibson** – signed on February 16 (from New England)
LB **E.J. Junior** – signed on February 25 (from Phoenix)
FB **Marc Logan** – signed on February 16 (from Cincinnati)
TE Jeff Markland – signed on April 1 (from Pittsburgh)
QB Brent Pease – signed on March 20 (from Houston)
RB Eric Starr – signed on March 31 (from Chicago)
DE Don Thorp – signed on April 1 (from Kansas City)
CB Bobby Watkins – signed on March 30 (from Detroit)

PLAYERS LOST (6):

FB Tony Burse – signed on April 1 (by Seattle)
QB **Ron Jaworski** – signed on April 1 (by Kansas City)
NT Mike Lambrecht – signed on March 15 (by N.Y. Giants)
CB Bruce Plummer – signed on March 31 (by Indianapolis)
LB **Jackie Shipp** – signed on March 21 (by L.A. Raiders)
CB **Reyna Thompson** – signed on March 30 (by N.Y. Giants)

1990

PLAYERS LEFT UNPROTECTED (19): LB Dave Ahrens, LB Dana Batiste, FB Tom Brown, LB Bob Brudzinski, T Louis Cheek, LB Greg Clark, DE Jackie Cline, CB Ernest Gibson, T Jon Giesler, LB Hugh Green, RB Lorenzo Hampton, TE Bruce Hardy, G Greg Johnson, CB William Judson, LB Barry Krauss, T Ronnie Lee, CB Don McNeal, QB Cliff Stoudt and G Tom Toth.

PLAYERS SIGNED (9):

CB Donnie Elder – signed on March 29 (from Tampa Bay)
CB **Kerry Glenn** – signed on March 30 (from N.Y. Jets)
LB Stacy Harvey – signed on April 1 (from Kansas City)
RB **Mark Higgs** – signed on March 31 (from Philadelphia)
S **Stevon Moore** – signed on March 31 (from N.Y. Jets)
LB **Cliff Odum** – signed on March 27 (from Indianapolis)
FB **Tony Paige** – signed on March 12 (from Detroit)
LB **Mike Reichenbach** – signed on March 30 (from Philadelphia)
DE **Karl Wilson** – signed on March 26 (from Phoenix)

PLAYERS LOST (11):

LB **Dave Ahrens** – signed on March 9 (by Seattle)
FB Tom Brown – signed on March 29 (by Washington)
T **Louis Cheek** – signed on March 29 (by Dallas)
LB Greg Clark – signed on April 1 (by Green Bay)
DE Jackie Cline – signed on March 29 (by Atlanta)
CB Ernest Gibson – signed on March 29 (by New England)
RB Lorenzo Hampton – signed on March 23 (by Denver)

G Greg Johnson – signed on March 3 (by Dallas)
CB William Judson – signed on March 29 (by Detroit)
T Ronnie Lee – signed on March 1 (by Atlanta)
G **Tom Toth** – signed on March 28 (by San Diego)

1991

PLAYERS LEFT UNPROTECTED (24): S Stefon Adams, TE Greg Baty, DE John Bosa, WR Andre Brown, G Roy Foster, LB Rick Graf, S African Grant, RB Mark Higgs, S Liffort Hobley, WR Jim Jensen, LB E.J. Junior, TE Brian Kinchen, LB Barry Krauss, CB Paul Lankford, FB Garrett Limbrick, CB Michael McGruder, LB Cliff Odum, WR James Pruitt, LB Mike Reichenbach, WR Scott Schwedes, RB Troy Stadford, CB Rodney Thomas, CB Sean Vanhorse and DE Karl Wilson.

PLAYERS SIGNED (5):

LB **Ned Bolcar** – signed on March 26 (from Seattle)
LB **Louis Cooper** – signed on April 1 (from Kansas City)
DE Terry Price – signed on March 11 (from Chicago)
TE Eric Sievers – signed on March 18 (from New England)
RB Don Smith – signed on April 1 (from Buffalo)

PLAYERS LOST (10):

S Stefon Adams – signed on April 1 (by L.A. Raiders)
DE John Bosa – signed on March 15 (by N.Y. Jets)
G **Roy Foster** – signed on March 18 (by San Francisco)
LB **Rick Graf** – signed on March 21 (by Houston)
TE Brian Kinchen – signed on April 1 (by Green Bay)
WR James Pruitt – signed on March 31 (by Minnesota)
RB **Troy Stadford** – signed on April 1 (by Kansas City)
CB Rodney Thomas – signed on March 21 (by L.A. Rams)
CB Sean Vanhorse – signed on March 20 (by Detroit)
DE **Karl Wilson** – signed on March 5 (by L.A. Rams)

1992

PLAYERS LEFT UNPROTECTED (25): WR Fred Banks, TE Greg Baty, LB Louis Cooper, DE Donnie Gardner, CB Kerry Glenn, LB Hugh Green, LB John Grimsley, S Liffort Hobley, S Mike Iaquaniello, WR Jim Jensen, LB E.J. Junior, NT Chuck Klingbeil, CB Paul Lankford, FB Garrett Limbrick, RB Marc Logan, CB Bruce McNorton, S Stevon Moore, LB Cliff Odum, T James Parrish, DE Terry Price, CB Pat Ray, LB Mike Reichenbach, RB Don Smith, DE Pat Swoopes and WR Mike Williams.

PLAYERS SIGNED (6):

CB **Bruce Alexander** – signed on March 26 (from Detroit)
WR **Robert Clark** – signed on March 19 (from Detroit)
DE Tim Downing – signed on February 28 (from N.Y. Jets)
LB Brian Jones – signed on April 1 (from Indianapolis)
NT Gerald Nichols – signed on March 31 (from Tampa Bay)
FB **James Saxon** – signed on March 17 (from Kansas City)

PLAYERS LOST (6):

DE Donnie Gardner – signed on March 3 (by N.Y. Jets)
RB **Marc Logan** – signed on April 1 (by San Francisco)
S **Stevon Moore** – signed on March 25 (by Cleveland)
T James Parrish – signed on February 21 (by San Diego)
DE Terry Price – signed on April 1 (by San Diego)
LB Mike Reichenbach – signed on April 1 (by San Francisco)

FREE AGENTS

(**Boldface** indicates made active roster)

1992

PLAYERS SIGNED (1):

TE Keith Jackson – signed on September 29 (from Philadelphia)

1993

PLAYERS SIGNED (4):

FB Keith Byars – signed on July 15 (from Philadelphia)

DT Mike Golic – signed on June 8 (from Philadelphia)

T Ron Heller – signed on April 20 (from Philadelphia)

WR Mark Ingram – signed on March 18 (from N.Y. Giants)

PLAYERS LOST (4):

WR Mark Clayton – signed on June 4 (by Green Bay)

TE Ferrell Edmunds – signed on March 12 (by Seattle)

G Harry Galbreath – signed on March 23 (by Green Bay)

QB Scott Secules – signed on March 22 (by New England)

1994

PLAYERS SIGNED (5):

P Jim Arnold – signed on April 25 (from Detroit)

S Gene Atkins – signed on February 18 (from New Orleans)

CB Tyrone Braxton – signed on May 13 (from Denver)

QB Bernie Kosar – signed on April 13 (from Dallas)

S Michael Stewart – signed on March 9 (from L.A. Rams)

PLAYERS LOST (5):

DE David Griggs – signed on March 24 (by San Diego)

DE Jeff Hunter – signed on April 25 (by Tampa Bay)

QB Scott Mitchell – signed on March 6 (by Detroit)

S Louis Oliver – signed on March 15 (by Cincinnati)

C Jeff Uhlenhake – signed on April 23 (by New Orleans)

1995

PLAYERS SIGNED (3):

TE Eric Green – signed on March 10 (from Pittsburgh)

WR Randal Hill – signed on March 7 (from Arizona)

QB Dan McGwire – signed on April 24 (from Seattle)

PLAYERS LOST (6):

RB Aaron Craver – signed on March 10 (by Denver)

C Jeff Dellenbach – signed on March 8 (by New England)

RB Cleveland Gary – signed on May 8 (by St. Louis)

S Chris Green – signed on June 5 (by Buffalo)

RB James Saxon – signed on June 19 (by Kansas City)

DT Craig Veasey – signed on June 2 (by Houston)

1996

PLAYERS SIGNED (6):

CB Robert Bailey – signed on March 7 (from Dallas)

WR Fred Barnett – signed on March 12 (from Philadelphia)

QB Mike Buck – signed on April 11 (from Arizona)

C Cal Dixon – signed on April 16 (from N.Y. Jets)

WR Charles Jordan – signed on March 13 (from Green Bay)

DE Daniel Stubbs – signed on April 4 (from Philadelphia)

PLAYERS LOST (4):

DE Marco Coleman – signed on March 7 (by San Diego)

LB Bryan Cox – signed on February 22 (by Chicago)

WR Irving Fryar – signed on March 19 (by Philadelphia)

CB Troy Vincent – signed on March 2 (by Philadelphia)

1997

PLAYERS SIGNED (4):

WR Lawrence Dawsey – signed on March 24 (from N.Y. Giants)

S Corey Harris – signed on March 17 (from Seattle)

TE Walter Reeves – signed on March 21 (from San Diego)

S George Teague – signed on March 20 (from Dallas)

PLAYERS LOST (1):

WR Randal Hill – signed on May 28 (by New Orleans)

1998

PLAYERS SIGNED (2):

G Kevin Donnalley – signed on February 17 (from Tennessee)

S Brock Marion – signed on March 3 (from Dallas)

PLAYERS LOST (3):

WR Qadry Ismail – signed on March 3 (by New Orleans)

G Everett McIver – signed on February 23 (by Dallas)

FB Roosevelt Potts – signed on February 26 (by Baltimore)

1999

PLAYERS SIGNED (4):

TE Hunter Goodwin – signed to offer sheet as a restricted free agent on April 8 (Minnesota declined to match offer sheet on April 9)

CB Greg Jeffries – signed on February 18 (from Detroit)

DE Rich Owens – signed on March 16 (from Washington)

FB Roosevelt Potts – signed on April 1 (from Baltimore)

PLAYERS LOST (2):

TE Frank Wainright – signed on February 26 (by Baltimore)

P Klaus Wilmsmeyer – signed on April 1 (by Carolina)

2000

PLAYERS SIGNED (4):

QB Jay Fiedler – signed on February 17 (from Jacksonville)

LB Scott Galyon – signed on February 29 (from N.Y. Giants)

G Heath Irwin – signed on February 29 (from New England)

S Brian Walker – signed on February 16 (from Seattle)

PLAYERS LOST (3):

P Tom Hutton – signed on May 16 (by Green Bay)

FB Stanley Pritchett – signed on March 14 (by Philadelphia)

S Shawn Wooden – signed on March 10 (by Chicago)

2001

PLAYERS SIGNED (6):

CB Terry Cousin – signed on March 15 (from Atlanta)

QB Ray Lucas – signed offer sheet on March 9 (from N.Y. Jets). Jets declined to match offer sheet on March 16

WR James McKnight – signed on March 16 (from Dallas)

G Todd Perry – signed on March 3 (from Chicago)

T Marcus Spriggs – signed on April 19 (from Buffalo)

WR Dedric Ward – signed on April 18 (from N.Y. Jets)

PLAYERS LOST (7):

DE Trace Armstrong – signed on March 5 (by Oakland)

G Kevin Donnalley – signed on March 16 (by Carolina)

WR Bert Emanuel – signed on March 30 (by New England)

LB Larry Izzo – signed on March 6 (by New England)

DE Rich Owens – signed on April 9 (by Kansas City)

CB Terrance Shaw – signed on March 23 (by New England)
T Richmond Webb – signed on April 30 (by Cincinnati)

2002

PLAYERS SIGNED (1):

DT Larry Chester – signed on March 5 (from Carolina)

PLAYERS LOST (7):

DE Lorenzo Bromell – signed on April 12 (by Minnesota)
CB Terry Cousin – signed on March 19 (by Carolina)
T Spencer Folau – signed on April 12 (by New Orleans)
DE Kenny Mixon – signed on March 12 (by Minnesota)
RB Lamar Smith – signed on March 25 (by Carolina)
P Matt Turk – signed on April 22 (by N.Y. Jets)
S Brian Walker – signed on March 5 (by Detroit)

2003

PLAYERS SIGNED (6):

TE Marco Battaglia – signed on March 25 (from Pittsburgh)
CB Terrell Buckley – signed on March 13 (from New England)
S Sammy Knight – signed on May 13 (from New Orleans)
KR Charlie Rogers – signed on April 11 (from Buffalo)
WR Derrius Thompson – signed on March 8 (from Washington)
DT Jeff Zgonina – signed on March 31 (from St. Louis)

PLAYERS LOST (6):

TE Desmond Clark – signed on March 3 (by Chicago)
DT Jermaine Haley – signed offer sheet on April 18 (by Washington). Dolphins declined to match offer sheet on April 25
CB Paul Miranda – signed on June 3 (by Oakland)
T Brent Smith – signed on May 6 (by N.Y. Jets)
T Marcus Spriggs – signed on June 3 (by Green Bay)
TE Jed Weaver – signed on March 14 (by San Francisco)

2004

PLAYERS SIGNED (9):

x-S Chris Akins – signed on March 5 (from New England)
S Antuan Edwards – signed on April 12 (from Green Bay)
CB Reggie Howard – signed on March 5 (from Carolina)
G Geno James – signed on March 5 (from Carolina)
TE John Jones – signed on March 29 (from Baltimore)
T Damion McIntosh – signed on March 16 (from San Diego)
RB Sammy Morris – signed on March 12 (from Buffalo)
T John St. Clair – signed on March 12 (from St. Louis)
WR Terrence Wilkins – signed on March 16 (from Indianapolis)

x - Injured Reserve in '04

PLAYERS LOST (4):

FB Obafemi Ayanbadejo – signed on March 6 (by Arizona)
CB Terrell Buckley – signed on June 8 (by New England)
LB Tommy Hendricks – signed on March 8 (by Jacksonville)
T Todd Wade – signed on March 4 (by Houston)

2005

PLAYERS SIGNED (6):

T Damion Cook – signed on March 21 (from Cleveland)
FB Heath Evans – signed on March 17 (from Seattle)
QB Gus Frerotte – signed on March 17 (from Minnesota)
T Stockar McDougle – signed on March 15 (from Detroit)

LB Donnie Spragan – signed on March 11 (from Denver)
S Travares Tillman – signed on March 4 (from Carolina)

PLAYERS LOST (3):

LB Morlon Greenwood – signed on March 3 (by Houston)
S Sammy Knight – signed on March 11 (by Kansas City)
DT Bryan Robinson – signed on March 14 (by Cincinnati)

2006

PLAYERS SIGNED (11):

CB Will Allen – signed on March 20 (from N.Y. Giants)
FB Fred Beasley – signed on March 27 (from San Francisco)
S Deke Cooper – signed on April 5 (from Jacksonville)
CB André Goodman – signed on March 13 (from Detroit)
TE Keith Heinrich – signed on May 15 (from Cleveland)
DB Renaldo Hill – signed on March 17 (from Oakland)
LB Sedrick Hodge – signed on March 13 (from New Orleans)
LB Keith Newman – signed on May 15 (from Minnesota)
T Mike Pearson – signed on May 1 (from Jacksonville)
TE Justin Peele – signed on March 20 (from San Diego)
T L.J. Shelton – signed on March 13 (from Cleveland)

PLAYERS LOST (4):

WR Bryan Gilmore – signed on March 14 (by San Francisco)
T Stockar McDougle – signed on March 16 (by Jacksonville)
QB Sage Rosenfels – signed on March 12 (by Houston)
CB Kiwaukee Thomas – signed on April 5 (by Buffalo)

2007

PLAYERS SIGNED (6):

K Jay Feely – signed on March 8 (from N.Y. Giants)
WR Az-Zahir Hakim – signed on March 22 (from San Diego)
G Chris Liwinski – signed on March 22 (from Arizona)
TE David Martin – signed on March 5 (from Green Bay)
FB Cory Schlesinger – signed on March 15 (from Detroit)
S Cameron Worrell – signed on March 8 (from Chicago)

PLAYERS LOST (7):

FB Darian Barnes – signed on March 8 (by N.Y. Jets)
DE David Bowens – signed on April 2 (by N.Y. Jets)
G Toniui Fonoti – signed on March 15 (by Atlanta)
T Damion McIntosh – signed on March 3 (by Kansas City)
RB Travis Minor – signed on March 9 (by St. Louis)
RB Sammy Morris – signed on March 3 (by New England)
DT Jeff Zgonina – signed on March 15 (by Houston)

2008

PLAYERS SIGNED (10):

LB Charlie Anderson – signed on March 1 (from Houston)
S Chris Crocker – signed on March 31 (from Atlanta)
S Keith Davis – signed on March 11 (from Dallas)
CB Nathan Jones – signed on March 14 (from Dallas)
QB Josh McCown – signed on March 1 (from Oakland)
TE Sean Ryan – signed on February 29 (from N.Y. Jets)
G Justin Smiley – signed on March 1 (from San Francisco)
DE Randy Starks – signed on March 1 (from Tennessee)
LB Reggie Torbor – signed on March 1 (from N.Y. Giants)
WR Ernest Wilford – signed on February 29 (from Jacksonville)

PLAYERS LOST (4):

RB Jesse Chatman – signed on March 11 (by N.Y. Jets)
G Rex Hadnot – signed on March 11 (by Cleveland)
QB Cleo Lemon – signed on March 1 (by Jacksonville)
LB Derrick Pope – signed on March 14 (by Minnesota)

2008 NFL SCHEDULE

National Football League
280 Park Avenue, New York, NY 10017
Phone: 212-450-2000

AMERICAN CONFERENCE

EAST

Buffalo
Miami
New England
N.Y. Jets

SOUTH

Houston
Indianapolis
Jacksonville
Tennessee

NORTH

Baltimore
Cincinnati
Cleveland
Pittsburgh

WEST

Denver
Kansas City
Oakland
San Diego

NATIONAL CONFERENCE

EAST

Dallas
N.Y. Giants
Philadelphia
Washington

SOUTH

Atlanta
Carolina
New Orleans
Tampa Bay

NORTH

Chicago
Detroit
Green Bay
Minnesota

WEST

Arizona
St. Louis
San Francisco
Seattle

2008 NFL Schedule

(All times ET)

THURSDAY, SEPTEMBER 4

Washington at N.Y. Giants 7:00

SUNDAY, SEPTEMBER 7

Detroit at Atlanta 1:00

Cincinnati at Baltimore 1:00

Seattle at Buffalo 1:00

N.Y. Jets at Miami 1:00

Kansas City at New England 1:00

Tampa Bay at New Orleans 1:00

St. Louis at Philadelphia 1:00

Houston at Pittsburgh 1:00

Jacksonville at Tennessee 1:00

Dallas at Cleveland 4:15

Carolina at San Diego 4:15

Arizona at San Francisco 4:15

Chicago at Indianapolis 8:15

MONDAY, SEPTEMBER 8

Minnesota at Green Bay 7:00

Denver at Oakland 10:15

SUNDAY, SEPTEMBER 14

Chicago at Carolina 1:00

Tennessee at Cincinnati 1:00

Green Bay at Detroit 1:00

Buffalo at Jacksonville 1:00

Oakland at Kansas City 1:00

Indianapolis at Minnesota 1:00

N.Y. Giants at St. Louis 1:00

New Orleans at Washington 1:00

San Francisco at Seattle 4:05

Atlanta at Tampa Bay 4:05

Miami at Arizona 4:15

San Diego at Denver 4:15

Baltimore at Houston 4:15

New England at N.Y. Jets 4:15

Pittsburgh at Cleveland 8:15

MONDAY, SEPTEMBER 15

Philadelphia at Dallas 8:30

SUNDAY, SEPTEMBER 21

Kansas City at Atlanta 1:00

Oakland at Buffalo 1:00

Tampa Bay at Chicago 1:00

Carolina at Minnesota 1:00

Miami at New England 1:00

Cincinnati at N.Y. Giants 1:00

Houston at Tennessee 1:00

Arizona at Washington 1:00

New Orleans at Denver 4:05

Detroit at San Francisco 4:05

St. Louis at Seattle 4:05

Cleveland at Baltimore 4:15

Jacksonville at Indianapolis 4:15

Pittsburgh at Philadelphia 4:15

Dallas at Green Bay 8:15

MONDAY, SEPTEMBER 22

N.Y. Jets at San Diego 8:30

SUNDAY, SEPTEMBER 28

(Byes: Detroit, Indianapolis, **Miami**,

New England, N.Y. Giants, Seattle)

Atlanta at Carolina 1:00

Cleveland at Cincinnati 1:00

Houston at Jacksonville 1:00

Denver at Kansas City 1:00

San Francisco at New Orleans 1:00

Arizona at N.Y. Jets 1:00

Green Bay at Tampa Bay 1:00

Minnesota at Tennessee 1:00

San Diego at Oakland 4:05

Buffalo at St. Louis 4:05

Washington at Dallas 4:15

Philadelphia at Chicago 8:15

MONDAY, SEPTEMBER 29

Baltimore at Pittsburgh 8:30

SUNDAY, OCTOBER 5

(Byes: Cleveland, N.Y. Jets,

St. Louis, Oakland)

Tennessee at Baltimore 1:00

Kansas City at Carolina 1:00

Chicago at Detroit 1:00

Atlanta at Green Bay 1:00

Indianapolis at Houston 1:00

San Diego at Miami 1:00

Seattle at N.Y. Giants 1:00

Washington at Philadelphia 1:00

Tampa Bay at Denver 4:05

Buffalo at Arizona 4:15

Cincinnati at Dallas 4:15

New England at San Francisco 4:15

Pittsburgh at Jacksonville 8:15

MONDAY, OCTOBER 6

Minnesota at New Orleans 8:30

SUNDAY, OCTOBER 12

(Byes: Buffalo, Kansas City,

Pittsburgh, Tennessee)

Chicago at Atlanta 1:00

Miami at Houston 1:00

Baltimore at Indianapolis 1:00

Detroit at Minnesota 1:00

Oakland at New Orleans 1:00

Cincinnati at N.Y. Jets 1:00

Carolina at Tampa Bay 1:00

St. Louis at Washington 1:00

Jacksonville at Denver 4:05

Dallas at Arizona 4:15

Philadelphia at San Francisco 4:15

Green Bay at Seattle 4:15

New England at San Diego 8:15

MONDAY, OCTOBER 13

N.Y. Giants at Cleveland 8:30

SUNDAY, OCTOBER 19

(Byes: Arizona, Atlanta,

Jacksonville, Philadelphia)

San Diego at Buffalo 1:00

New Orleans at Carolina 1:00

Minnesota at Chicago 1:00

Pittsburgh at Cincinnati 1:00

Tennessee at Kansas City 1:00

Baltimore at Miami 1:00

San Francisco at N.Y. Giants 1:00

Dallas at St. Louis 1:00

Detroit at Houston 4:05

Indianapolis at Green Bay 4:15

N.Y. Jets at Oakland 4:15

Cleveland at Washington 4:15

Seattle at Tampa Bay 8:15

MONDAY, OCTOBER 20

Denver at New England 8:30

SUNDAY, OCTOBER 26

(Byes: Chicago, Cincinnati, Denver,

Green Bay, Houston, Minnesota)

Oakland at Baltimore 1:00

Arizona at Carolina 1:00

Tampa Bay at Dallas 1:00

Washington at Detroit 1:00

Buffalo at Miami	1:00
St. Louis at New England	1:00
S. Diego at N. Orleans (London)	1:00
Kansas City at N.Y. Jets	1:00
Atlanta at Philadelphia	1:00
Cleveland at Jacksonville	4:05
N.Y. Giants at Pittsburgh	4:15
Seattle at San Francisco	4:15

MONDAY, OCTOBER 27

Indianapolis at Tennessee	8:30
---------------------------	------

SUNDAY, NOVEMBER 2

(Byes: Carolina, New Orleans,
San Diego, San Francisco)

N.Y. Jets at Buffalo	1:00
Detroit at Chicago	1:00
Jacksonville at Cincinnati	1:00
Baltimore at Cleveland	1:00
Tampa Bay at Kansas City	1:00
Houston at Minnesota	1:00
Arizona at St. Louis	1:00
Green Bay at Tennessee	1:00
Miami at Denver	4:05
Dallas at N.Y. Giants	4:15
Atlanta at Oakland	4:15
Philadelphia at Seattle	4:15
New England at Indianapolis	8:15

MONDAY, NOVEMBER 3

Pittsburgh at Washington	8:30
--------------------------	------

THURSDAY, NOVEMBER 6

(Byes: Baltimore, Dallas,
Tampa Bay, Washington)

Denver at Cleveland	8:15
---------------------	------

SUNDAY, NOVEMBER 9

New Orleans at Atlanta	1:00
Tennessee at Chicago	1:00
Jacksonville at Detroit	1:00
Cincinnati at Houston	1:00
Seattle at Miami	1:00
Green Bay at Minnesota	1:00
Buffalo at New England	1:00
St. Louis at N.Y. Jets	1:00
Carolina at Oakland	4:05
Indianapolis at Pittsburgh	4:15
Kansas City at San Diego	4:15
N.Y. Giants at Philadelphia	8:15

MONDAY, NOVEMBER 10

San Francisco at Arizona	8:30
--------------------------	------

THURSDAY, NOVEMBER 13

N.Y. Jets at New England	8:15
--------------------------	------

SUNDAY, NOVEMBER 16

Denver at Atlanta	1:00
Detroit at Carolina	1:00
Philadelphia at Cincinnati	1:00
Chicago at Green Bay	1:00
Houston at Indianapolis	1:00
Tennessee at Jacksonville	1:00
New Orleans at Kansas City	1:00
Oakland at Miami	1:00
Baltimore at N.Y. Giants	1:00
Minnesota at Tampa Bay	1:00
St. Louis at San Francisco	4:05
Arizona at Seattle	4:05

San Diego at Pittsburgh	4:15
Dallas at Washington*	8:15

MONDAY, NOVEMBER 17

Cleveland at Buffalo	8:30
----------------------	------

THURSDAY, NOVEMBER 20

Cincinnati at Pittsburgh	8:15
--------------------------	------

SUNDAY, NOVEMBER 23

Carolina at Atlanta	1:00
Philadelphia at Baltimore	1:00
Houston at Cleveland	1:00
San Francisco at Dallas	1:00
Tampa Bay at Detroit	1:00
Minnesota at Jacksonville	1:00
Buffalo at Kansas City	1:00
New England at Miami	1:00
Chicago at St. Louis	1:00
N.Y. Jets at Tennessee	1:00
Oakland at Denver	4:05
N.Y. Giants at Arizona	4:15
Washington at Seattle	4:15
Indianapolis at San Diego*	8:15

MONDAY, NOVEMBER 24

Green Bay at New Orleans	8:30
--------------------------	------

THURSDAY, NOVEMBER 27

Tennessee at Detroit	12:30
Seattle at Dallas	4:15
Arizona at Philadelphia	8:15

SUNDAY, NOVEMBER 30

San Francisco at Buffalo	1:00
Baltimore at Cincinnati	1:00
Indianapolis at Cleveland	1:00
Carolina at Green Bay	1:00
Denver at N.Y. Jets	1:00
Miami at St. Louis	1:00
New Orleans at Tampa Bay	1:00
N.Y. Giants at Washington	1:00
Atlanta at San Diego	4:05
Pittsburgh at New England	4:15
Kansas City at Oakland	4:15
Chicago at Minnesota*	8:15

MONDAY, DECEMBER 1

Jacksonville at Houston	8:30
-------------------------	------

THURSDAY, DECEMBER 4

Oakland at San Diego	8:15
----------------------	------

SUNDAY, DECEMBER 7

Washington at Baltimore	1:00
Jacksonville at Chicago	1:00
Minnesota at Detroit	1:00
Houston at Green Bay	1:00
Cincinnati at Indianapolis	1:00
Atlanta at New Orleans	1:00
Philadelphia at N.Y. Giants	1:00
Cleveland at Tennessee	1:00
Miami at Buffalo (Toronto)	4:05
Kansas City at Denver	4:05
N.Y. Jets at San Francisco	4:05
St. Louis at Arizona	4:15
Dallas at Pittsburgh	4:15
New England at Seattle*	8:15

MONDAY, DECEMBER 8

Tampa Bay at Carolina	8:30
-----------------------	------

THURSDAY, DECEMBER 11

New Orleans at Chicago	8:15
------------------------	------

SUNDAY, DECEMBER 14

Tampa Bay at Atlanta	1:00
Pittsburgh at Baltimore	1:00
Denver at Carolina	1:00
Washington at Cincinnati	1:00
Tennessee at Houston	1:00
Detroit at Indianapolis	1:00
Green Bay at Jacksonville	1:00
San Diego at Kansas City	1:00
San Francisco at Miami	1:00
Buffalo at N.Y. Jets	1:00
Seattle at St. Louis	1:00
Minnesota at Arizona	4:05
New England at Oakland	4:15
N.Y. Giants at Dallas*	8:15

MONDAY, DECEMBER 15

Cleveland at Philadelphia	8:30
---------------------------	------

THURSDAY, DECEMBER 18

Indianapolis at Jacksonville	8:15
------------------------------	------

SATURDAY, DECEMBER 20

Baltimore at Dallas	8:15
---------------------	------

SUNDAY, DECEMBER 21

Cincinnati at Cleveland	1:00
New Orleans at Detroit	1:00
Miami at Kansas City	1:00
Atlanta at Minnesota	1:00
Arizona at New England	1:00
Carolina at N.Y. Giants	1:00
San Francisco at St. Louis	1:00
Pittsburgh at Tennessee	1:00
Philadelphia at Washington	1:00
Buffalo at Denver	4:05
Houston at Oakland	4:05
N.Y. Jets at Seattle	4:05
San Diego at Tampa Bay*	8:15

MONDAY, DECEMBER 22

Green Bay at Chicago	8:30
----------------------	------

SUNDAY, DECEMBER 28

St. Louis at Atlanta	1:00
Jacksonville at Baltimore	1:00
New England at Buffalo	1:00
Kansas City at Cincinnati	1:00
Detroit at Green Bay	1:00
Chicago at Houston	1:00
Tennessee at Indianapolis	1:00
N.Y. Giants at Minnesota	1:00
Carolina at New Orleans	1:00
Miami at N.Y. Jets	1:00
Dallas at Philadelphia	1:00
Cleveland at Pittsburgh	1:00
Oakland at Tampa Bay	1:00
Seattle at Arizona	4:15
Denver at San Diego	4:15
Washington at San Francisco	4:15
Sunday Night Game In Week 17	
TBD	

* - Sunday Night Games In Weeks
11-16 Subject To Change

DOLPHINS RECORD IN PLAYOFF GAMES

In their 42-year history, the Dolphins are 20-19 in the playoffs. They own a record of 6-5 in First-Round/Wild Card Playoffs, 7-9 in Divisional Playoffs, 5-2 in AFC Championships and 2-3 in Super Bowls. In addition, Miami is 15-6 at home, 3-10 on the road and 2-3 on neutral sites. Of the 39 playoff games in the history of the Dolphins, Miami has led at the half on 15 occasions and in those 15 games, the Dolphins are 11-4.

2008 OPPONENTS

ARIZONA CARDINALS

Sunday, September 14 at Arizona – 4:15 p.m.
EST/CBS-TV

Address: 8701 S. Hardy Drive
Tempe, AZ 85284

Phone: (602) 379-0101

President: William V. Bidwill

General Manager – Football Operations:
Rod Graves

Head Coach: Ken Whisenhunt
(2nd NFL Season, 2nd with Cardinals)

Career Record: 8-8

Cardinals Record: 8-8

Public Relations: Mark Dalton/Chris Melvin/
Mike Helm/Nate LoCascio

Stadium (Year Opened): Univ. of Phoenix Stadium
Capacity: 63,400

Playing Surface: Grass

Division: NFC West

2007 Record: 8-8 (2nd, NFC West)

Regular Season Record vs. Dolphins: 1-8



ARIZONA CARDINALS VS. MIAMI (Regular Season)

RUSHING

NAME	G	ATT.	YDS.	AVG.	TD
Edgerrin James	6	159	668	4.2	3
Kurt Warner	1	1	-1	-1.0	0

RECEIVING

NAME	G	NO.	YDS.	AVG.	TD
Edgerrin James	6	28	171	6.1	0
Larry Fitzgerald	1	5	92	18.4	1
Anquan Boldin	1	5	37	7.4	0
Ahmad Merritt	1	1	11	11.0	0

PASSING

NAME	G	ATT.	CMP.	YDS.	TD	INT.
Kurt Warner	1	31	24	327	4	0

- The Dolphins and Cardinals will meet for the 10th time in series history this season, with Miami holding an 8-1 advantage.

- Following the Dolphins' eight straight wins in the series dating from 1972, Arizona claimed its first victory in the teams' last meeting, on November 7, 2004, by a score of 24-23. In that contest, the Dolphins took a 23-17 lead on a Sammy Morris one-yard touchdown run and a subsequent A.J. Feeley to Randy McMichael two-point conversation with 1:56 remaining. Then-Cardinals quarterback Josh McCown, now with Miami, proceeded to lead a nine-play, 70-yard, game-winning drive he capped with a two-yard touchdown pass to Larry Fitzgerald with 19 seconds left. On the scoring march, McCown accounted for 58 yards through the air and nine more on the ground.

- This trip will be only the Dolphins' second to the Valley of the Sun to play the Cardinals. Miami won the first meeting, on September 8, 1996 at Sun Devil Stadium. Prior to the Cardinals move to Arizona, Miami won all three contests staged in St. Louis. This will be the Dolphins' first game at University of Phoenix Stadium.

BALTIMORE RAVENS

Sunday, October 19 at Miami – 1:00 p.m. EDT/
CBS-TV

Address: 1 Winning Drive
Owings Mills, MD 21117

Phone: (410) 701-4000

Owner: Steve Bisciotti

President: Richard W. Cass

Head Coach: John Harbaugh
(1st NFL Season, 1st with Ravens)

Career Record: 0-0

Ravens Record: 0-0

Public Relations: Kevin Byrne/Francine Lubera/
Chad Steele/Marisol Renner/Patrick Gleason

Stadium (Year Opened): M&T Bank Stadium
(1998)

Capacity: 70,107

Playing Surface: Sportex Momentum Turf

Division: AFC North

2007 Record: 5-11 (4th, AFC North)

Regular Season Record vs. Dolphins: 1-5

Playoff Record vs. Dolphins: 1-0



BALTIMORE RAVENS VS. MIAMI (Regular Season)

RUSHING

NAME	G	ATT.	YDS.	AVG.	TD
Willis McGahee	7	189	643	3.4	1
Kyle Boller	2	5	33	6.6	0

RECEIVING

NAME	G	NO.	YDS.	AVG.	TD
Derrick Mason	6	15	256	17.1	2
Willis McGahee	7	10	66	6.6	0
Todd Heap	2	9	70	7.8	0
Daniel Wilcox	2	7	76	10.9	0
Mark Clayton	1	2	28	14.0	0
Yamon Figures	1	1	36	36.0	0
Quinn Sypniewski	1	1	8	8.0	0

PASSING

NAME	G	ATT.	CMP.	YDS.	TD	INT.
Kyle Boller	1	27	14	142	1	0
Troy Smith	1	11	5	49	0	0

- The Dolphins own a 5-2 series advantage over Baltimore, including a 5-1 mark in the regular season.

- Miami won the most recent meeting in the series, 22-16 in overtime, on December 16, 2007 at Dolphin Stadium.
- The Ravens' most recent victory in the series occurred on January 2, 2005 to close out the 2004 season. It marked the Ravens' first regular-season victory over the Dolphins, and second overall, including a 20-3 Wild Card Playoff win at Miami, on January 13, 2002.

BUFFALO BILLS

Sunday, October 26 at Miami – 1:00 p.m. EDT/
CBS-TV

Sunday, December 7 vs. Buffalo at Toronto – 4:05
p.m. EST/CBS-TV*

* Kickoff time can potentially be moved, including
to 8:15 p.m. on NBC-TV

Address: One Bills Drive
Orchard Park, NY 14127-2296

Phone: (716) 648-1800

Owner and President: Ralph C. Wilson, Jr.

Chief Operating Officer: Russ Brandon

Head Coach: Dick Jauron
(8th NFL Season, 3rd with Bills)

Career Record: 42-54

Bills Record: 14-18

Public Relations: Scott Berchtold/Chris Jenkins/
Matt Heidt

Stadium (Year Opened): Ralph Wilson
Stadium (1973)

Capacity: 73,967

Playing Surface: AstroPlay

Division: AFC East

2007 Record: 7-9 (2nd, AFC East)

Regular Season Record vs. Dolphins: 34-49-1

Postseason Record vs. Dolphins: 3-1

BUFFALO BILLS VS. MIAMI

(Regular Season)

RUSHING

NAME	G	ATT.	YDS.	AVG.	TD
Marshawn Lynch	2	42	168	4.0	1
Fred Jackson	1	15	115	7.7	0
JP Losman	4	10	32	3.2	0
Trent Edwards	1	2	2	1.0	0
Dwayne Wright	1	1	1	1.0	0
Brian Moorman	14	1	-6	-6.0	0
Josh Reed	12	1	-6	-6.0	0

RECEIVING

NAME	G	NO.	YDS.	AVG.	TD
Josh Reed	12	26	281	10.8	2
Lee Evans	8	25	554	22.2	8
Robert Royal	4	7	111	15.9	3
Courtney Anderson	1	5	50	10.0	0
Roscoe Parrish	5	4	22	5.5	0
Marshawn Lynch	2	3	24	8.0	0
Fred Jackson	1	1	6	6.0	0

PASSING

NAME	G	ATT.	CMP.	YDS.	TD	INT.
JP Losman	4	86	49	664	7	2
Trent Edwards	1	23	11	165	4	0
Roscoe Parrish	5	1	1	3	0	0

- The second meeting between these teams this season will be played at Rogers Centre in Toronto, the first ever NFL regular season game staged in Canada.

- The Bills swept the season series for the second straight year in 2007 with a 13-10 victory at Miami on November 11 and a 38-17 win at Buffalo on December 9. It was the eighth time in nine years that a team swept the season series with the Bills having done it five times and the Dolphins three.

- Miami leads the all-time regular season series by a 49-34-1 margin. The Dolphins own a 22-20 advantage at Ralph Wilson Stadium and 27-14-1 mark at home. Miami has lost both postseason contests at Buffalo, while the teams have split two at Miami.

- The Bills have won seven of the last eight meetings overall and the last four at Buffalo.

- In their 42-year history playing each other, the Dolphins have swept the regular season series on 19 occasions, while the Bills have done so 11 times.

- Miami set the NFL record for consecutive wins over one team with 20 against Buffalo from 1970-79.

DENVER BRONCOS

Sunday, November 2 at Denver – 4:05 p.m. EST/
CBS-TV

Address: 13655 Broncos Parkway
Englewood, CO 80112

Phone: (303) 649-9000

President & CEO: Pat Bowlen

Executive VP of Football Operations/Head

Coach: Mike Shanahan

(16th NFL Season, 14th with Broncos)

Career Record: 138-90

Broncos Record: 130-78

Public Relations: Jim Saccomano/Rebecca
Villanueva/Patrick Smyth/Dave Gaylinn

Stadium (Year Opened): INVESCO Field at
Mile High (2001)

Capacity: 76,125

Playing Surface: Grass

Division: AFC West

2007 Record: 10-6 (2nd, AFC West)

Regular Season Record vs. Dolphins: 3-10-1

Postseason Record vs. Dolphins: 1-0

DENVER BRONCOS VS. MIAMI

(Regular Season)

RUSHING

NAME	G	ATT.	YDS.	AVG.	TD
Michael Pittman	2	20	126	5.3	1
Edell Shepherd	2	1	6	6.0	0
Samie Parker	1	1	5	5.0	0

RECEIVING

NAME	G	NO.	YDS.	AVG.	TD
Daniel Graham	5	16	81	5.1	2
Darrell Jackson	3	10	175	17.5	1
Brandon Stokley	1	3	34	11.3	0
Samie Parker	1	1	13	13.0	0

Michael Pittman	2	1	11	11.0	0
Edell Shepherd	2	1	7	7.0	0

PASSING

NAME	G	ATT.	CMP.	YDS.	TD	INT.
Michael Pittman	2	1	1	26	0	0
Patrick Ramsey	1	4	1	7	0	0

- In the last contest between the teams, on September 11, 2005, Miami opened the season with a 34-10 victory at home.

- The Dolphins have won seven of the last eight matchups between the clubs, with the Broncos' lone win over that span coming in a 20-17 decision on December 12, 2004, at INVESCO Field at Mile High. It was the Broncos' first regular season win over Miami since October 27, 1968, at Denver. Denver did win the lone playoff contest between the two teams, 38-3, at home on January 9, 1999.

- Miami owns a 10-3-1 advantage in the regular season, while the series is split 3-3-1 in games played in the Mile High City. The Broncos have never won at Miami in seven regular season matchups.

- The Dolphins' last win at Denver came in a 24-22 decision on October 13, 2002 at INVESCO Field at Mile High. In that contest, Broncos kicker Jason Elam connected on a 55-yard field goal with 45 seconds remaining to give Denver a 22-21 advantage. Just 39 seconds later, Miami kicker Olindo Mare nailed a 53-yarder to give the Dolphins the victory. That Sunday night classic marked the first time in NFL history that a kicker from each team accounted for a field goal of 50 yards or longer with less than a minute to play in the game.

HOUSTON TEXANS

Sunday, October 12 at Houston – 1:00 p.m. EDT/
CBS-TV

Address: Two Reliant Park
Houston, TX 77054

Phone: (832) 667-2000

Chairman & CEO: Robert C. McNair

Head Coach: Gary Kubiak
(3rd NFL Season, 3rd with Texans)

Career Record: 14-18

Texans Record: 14-18

Public Relations: Tony Wyllie/Kevin Cooper/
Zac Emmons

Stadium (Year Opened): Reliant Stadium (2002)

Capacity: 69,500

Playing Surface: Grass

Division: AFC South

2007 Record: 8-8 (4th, AFC South)

Regular Season Record vs. Dolphins: 3-0

HOUSTON TEXANS VS. MIAMI (Regular Season)

RUSHING

NAME	G	ATT.	YDS.	AVG.	TD
Ahman Green	3	52	284	5.5	2
Chris Brown	3	35	164	4.7	0

Kevin Walter	3	1	9	9.0	0
Matt Schaub	2	3	6	2.0	0

RECEIVING

NAME	G	NO.	YDS.	AVG.	TD
Andre Johnson	2	15	177	11.8	1
Ahman Green	3	9	90	10.0	1
Kevin Walter	3	8	92	11.5	0
Owen Daniels	2	6	96	16.0	0
André Davis	5	6	126	21.0	0
Chris Brown	3	2	9	4.5	0
Joel Dreessen	2	2	11	5.5	0
Mark Bruener	5	1	36	36.0	0
David Anderson	1	1	19	19.0	0
Tim Carter	2	1	8	8.0	0
Jameel Cook	3	1	6	6.0	0
Vonta Leach	1	1	4	4.0	0

PASSING

NAME	G	ATT.	CMP.	YDS.	TD	INT.
Matt Schaub	2	34	20	294	0	1

- This will be the fourth meeting between these two franchises and the third straight season they have met in Houston.

- The Texans remain the only NFL team the Dolphins have never defeated (0-3). The Texans prevailed, 22-19, in the most recent contest, on October 7 of last year. That game featured nine field goals on nine attempts, which tied a two-team NFL record for successful field goals. Five of them came from Houston's Kris Brown, the final one breaking a 19-19 tie with one second remaining. Brown became the first player in NFL history to connect on three field goals of at least 54 yards (54, 54, 57) in the same game.

- The teams played the inaugural game at Reliant Stadium, a preseason contest on August 24, 2002 when the Dolphins prevailed, 24-3.

- The last time the Dolphins won a regular season game in the city of Houston was on November 17, 1996 when they defeated the Houston Oilers (now Tennessee Titans), 23-20 at the Astrodome. Then-rookie linebacker Zach Thomas scored his first NFL touchdown when he intercepted a Chris Chandler pass and returned it 26 yards to the end zone. Miami was 6-5 at the Houston Oilers before the franchise relocated.

JACKSONVILLE JAGUARS

Saturday, August 16 at Jacksonville (preseason) –
7:30 p.m. EDT/WFOR

Address: One ALLTEL Stadium Place
Jacksonville, FL 32202

Phone: (904) 633-6000

Chairman and CEO: Wayne Weaver

Head Coach: Jack Del Rio
(6th NFL Season, 6th with Jaguars)

Career Record: 45-35

Jaguars Record: 45-35

Public Relations: Dan Edwards/Hunter
Robinson/Ryan Robinson/Alisa Abbott

Stadium (Year Opened): ALLTEL Stadium (1995)

Capacity: 67,164



Playing Surface: Grass
Division: AFC South
2007 Record: 11-5 (2nd, AFC South; lost in Divisional Playoff Round)
Preseason Record vs. Dolphins: 5-1
Regular Season Record vs. Dolphins: 2-1
Postseason Record vs. Dolphins: 1-0

JACKSONVILLE JAGUARS VS. MIAMI

(Regular Season)

RUSHING

NAME	G	ATT.	YDS.	AVG.	TD
Fred Taylor	3	47	200	4.3	2
M. Jones-Drew	1	5	46	9.2	1
David Garrard	1	6	24	4.0	0
Reggie Williams	1	1	4	4.0	0
Dennis Northcutt	2	1	2	2.0	0

RECEIVING

NAME	G	NO.	YDS.	AVG.	TD
Fred Taylor	3	9	66	7.3	0
Jerry Porter	4	8	145	18.1	3
Matt Jones	1	6	128	21.3	1
Dennis Northcutt	2	5	119	23.8	1
Reggie Williams	1	5	42	8.4	0
Troy Williams	1	2	35	17.5	0
George Wrihster	1	1	16	16.0	1

PASSING

NAME	G	ATT.	CMP.	YDS.	TD	INT.
David Garrard	1	22	16	229	2	0

- Jacksonville holds a 3-1 all-time series lead against Miami, including a 62-7 win in a playoff contest following the 1999 season.
- This will be Miami's seventh overall preseason meeting against Jacksonville and its sixth in as many seasons. The Jaguars lead the preseason series 4-2, with the Dolphins earning an 18-17 victory in the preseason opener last year.
- The Jaguars have won the previous two preseason meetings at home against the Dolphins.

KANSAS CITY CHIEFS

Saturday, August 23 at Miami (preseason) – 7:30 p.m. EDT/WFOR-TV
 Sunday, December 21 at Kansas City – 1:00 p.m. EST/CBS-TV*

* Kickoff time can potentially be moved, including to 8:15 p.m. on NBC-TV

Address: One Arrowhead Drive
 Kansas City, MO 64129

Phone: (816) 920-9300

Chairman: Clark Hunt

President/G.M./CEO: Carl Peterson

Head Coach: Herman Edwards
 (8th NFL Season, 3rd with Chiefs)

Career Record: 52-60

Chiefs Record: 13-19

Public Relations: Bob Moore/Pete Moris/Patrick Herb/Brad Kuhbander



Stadium (Year Opened): Arrowhead Stadium (1972)

Capacity: 79,451

Playing Surface: Grass

Division: AFC West

2007 Record: 4-12 (tied for 3rd, AFC West)

Preseason Record vs. Dolphins: 1-2-1

Regular Season Record vs. Dolphins: 12-11

Postseason Record vs. Dolphins: 0-3

KANSAS CITY CHIEFS VS. MIAMI

(Regular Season)

RUSHING

NAME	G	ATT.	YDS.	AVG.	TD
Larry Johnson	2	41	168	4.1	2

RECEIVING

NAME	G	NO.	YDS.	AVG.	TD
Tony Gonzalez	4	21	312	14.9	4
Devard Darling	1	4	56	14.0	0
Larry Johnson	2	3	40	13.3	0

PASSING

NAME	G	ATT.	CMP.	YDS.	TD	INT.
Damon Huard	2	38	15	201	0	0

- Kansas City holds a 12-10 advantage in the regular season series, while the Dolphins have captured all three playoff matchups.
- Miami won the last contest between the clubs, 13-10, on November 12, 2006. Ronnie Brown rushed for 89 yards and a touchdown on 25 carries in that meeting.
- Kansas City's last win the series came in a 30-20 decision on October 21, 2005, in a game that was moved up two days to a Friday night because of a looming Hurricane Wilma. The Chiefs' running back tandem of Larry Johnson and Priest Holmes combined for 183 yards rushing and three touchdowns.
- This will mark the first meeting between these teams in Kansas City since the Chiefs defeated the Dolphins, 48-30, on September 29, 2002. That victory snapped the Dolphins' five-game series winning streak dating back to 1993, including one playoff contest.
- The Dolphins are 2-5 all-time at Arrowhead Stadium and have not won in Kansas City since a 17-7 victory on December 13, 1981.
- This will be the second year in a row the clubs have faced each other in the preseason, but will be the Chiefs' first preseason appearance in South Florida since 1981.

NEW ENGLAND PATRIOTS

Sunday, September 21 at New England – 1:00 p.m. EDT/CBS-TV

Sunday, November 23 at Miami – 1:00 p.m. EST/CBS-TV*

* Kickoff time can potentially be moved, including to 8:15 p.m. on NBC-TV

Address: Gillette Stadium
 One Patriot Place
 Foxborough, MA 02035



Phone: (508) 543-8200
Chairman and Owner: Robert Kraft
Vice President of Player Personnel: Scott Pioli
Head Coach: Bill Belichick
 (14th NFL Season, 9th with Patriots)
Career Record: 127-81
Patriots Record: 91-37
Media Relations: Stacey James/Casey
 O'Connell/Jeff Cournoyer
Stadium (Year Opened): Gillette Stadium (2002)
Capacity: 68,756
Playing Surface: Grass
Division: AFC East
2007 Record: 16-0 (1st, AFC East; lost Super Bowl XLII)
Regular Season Record vs. Dolphins: 35-47
Postseason Record vs. Dolphins: 2-1

NEW ENGLAND PATRIOTS VS. MIAMI (Regular Season)

RUSHING

NAME	G	ATT.	YDS.	AVG.	TD
Kevin Faulk	17	109	418	3.8	0
L. Maroney	3	38	225	5.9	1
Heath Evans	7	29	109	3.8	0
Sammy Morris	6	10	28	2.8	1
Tom Brady	14	31	26	0.8	0
Matt Cassell	3	5	13	2.6	0
Kyle Eckel	2	6	12	2.0	0
Randy Moss	5	1	9	9.0	0

RECEIVING

NAME	G	NO.	YDS.	AVG.	TD
Kevin Faulk	17	33	345	10.5	2
Marcus Pollard	15	26	371	14.3	3
Randy Moss	5	25	397	15.9	5
Wes Welker	2	14	187	13.4	2
Benjamin Watson	4	10	114	11.4	3
Jabar Gaffney	4	9	164	18.2	1
Heath Evans	7	9	86	9.6	1
Sammy Morris	6	4	17	4.3	0
Tom Brady	14	1	23	23.0	0
Sam Aiken	8	1	22	22.0	0
David Thomas	2	1	11	11.0	0

PASSING

NAME	G	ATT.	CMP.	YDS.	TD	INT.
Tom Brady	14	387	221	2447	25	13
Matt Cassell	3	25	13	180	2	1
Kevin Faulk	17	1	1	23	0	0
Matt Gutierrez	2	1	1	15	0	0
Randy Moss	5	1	1	13	1	0
Jabar Gaffney	4	1	0	0	0	0

• The Dolphins began playing the Patriots twice a year during the regular season in 1967 and have swept the regular season series 13 times, while New England has owned the series on six occasions, all coming since 1986. Miami and New England have split the season series 21 times, including the three of the last four and six of the last eight seasons. In 1966 and 1982, the teams faced off only once during the regular season, with the Patriots emerging victorious on both occasions. The Dolphins lead the regular

season series 47-35, while the Patriots hold a 2-1 advantage in postseason contests.

• Overall, the Dolphins are 32-10 against the Patriots in games decided in Miami, including a 31-9 mark in the regular season. Their record versus New England at Dolphin Stadium is 14-7. The Dolphins are 16-25 against the Patriots in New England during the regular season, including a 1-5 register at Gillette Stadium.

• The Patriots swept both meetings last year, winning 49-28 on October 21 at Miami, and 28-7 on December 23 at Gillette Stadium. In the first matchup, Tom Brady completed 21 of 25 passes for 354 yards with six touchdowns and no interceptions for a perfect 158.3 passer rating. The six scoring tosses, two each to Randy Moss and Wes Welker were the most ever for a Dolphins opponent. Moss (122) and Welker (138) both accounted for more than 100 yards receiving in the game, the first time that had happened against the Dolphins since Richie Anderson and Wayne Chrebet did it for the Jets on October 23, 2000. In fact, Moss and Welker both reached the century mark in the first half.

• The Dolphins' last win in the series occurred when they shut out the Patriots, 21-0, on December 10, 2006, at Dolphin Stadium. In fact, that is New England's most recent regular season loss entering the 2008 season (19 wins).

NEW ORLEANS SAINTS

Thursday, August 28 at New Orleans (preseason)
 – 8:00 p.m. EDT/WFOR-TV

Address: 5800 Airline Drive
 Metairie, LA 70003
Phone: (504) 731-1799



Owner: Tom Benson
Executive Vice President/G.M.: Mickey Loomis
Head Coach: Sean Payton
 (3rd NFL Season, 3rd with Saints)
Career Record: 17-15
Saints Record: 17-15

Public Relations: Greg Bensel/Douglas Miller/
 Ricky Zeller/Justin Macione/Dave Lawrence
Stadium (Year Opened): Louisiana Superdome
 (1975)

Capacity: 69,082
Playing Surface: Sportex Momentum 41 Turf
Division: NFC South
2007 Record: 7-9 (tied for 2nd, NFC South)
Preseason Record vs. Dolphins: 7-11
Regular Season Record vs. Dolphins: 3-6
Postseason Record vs. Dolphins: 0-0

NEW ORLEANS SAINTS VS. MIAMI (Regular Season)

RUSHING

NAME	G	NO.	YDS.	AVG.	TD
Drew Brees	3	7	35	5.0	1
Aaron Stecker	1	4	23	5.8	0
Mark Brunell	1	2	22	11.0	0
Mike Karney	1	1	0	0.0	0
David Patten	7	1	-1	-1.0	0

RECEIVING

NAME	G	NO.	YDS.	AVG.	TD
David Patten	7	16	236	14.8	2
Marc Campbell	5	11	107	9.7	1
Eric Johnson	2	8	69	8.6	1
Aaron Stecker	1	3	16	5.3	0
Devery Henderson	1	1	14	14.0	0

PASSING

NAME	G	ATT.	CMP.	YDS.	TD	INT.
Drew Brees	3	104	69	576	2	5
Mark Brunell	1	18	12	213	2	1
David Patten	1	0	0	0	0	0

- The Saints are the Dolphins' third-most common preseason opponent with 18 meetings, trailing only Tampa Bay (21) and Minnesota (20).
- The 11 victories by the Dolphins are their second-most over a preseason opponent, trailing only the 14 that they have recorded over Tampa Bay entering 2008.
- Miami owns an 11-7 edge in these meetings, despite losing 7-0 in last year's preseason finale at New Orleans.
- The Dolphins' most recent win in the preseason series came on September 3, 2004, in a 20-19 decision at New Orleans.
- This game will mark the fifth time in nine years that the Dolphins have concluded their preseason slate at the Louisiana Superdome.

NEW YORK JETS

Sunday, September 7 at Miami – 1:00 p.m. EDT/
CBS-TV

Sunday, December 28 at New York – 1:00 p.m. EST/
CBS-TV*

* Kickoff time can potentially be moved, including to 8:15 p.m. on NBC-TV

Address: 1000 Fulton Avenue
Hempstead, NY 11550

Phone: (516) 560-8100

Chairman and CEO: Woody Johnson

President: Jay Cross

General Manager: Mike Tannenbaum

Head Coach: Eric Mangini

(3rd NFL Season, 3rd with Jets)

Career Record: 14-18

Jets Record: 14-18

Public Relations: Bruce Speight/David Tratner/
Jared Winley/Meghan Gilmore

Stadium (Year Opened): The Meadowlands (1976)

Capacity: 78,739

Playing Surface: FieldTurf

Division: AFC East

2007 Record: 4-12 (3rd, AFC East)

Regular Season Record vs. Dolphins: 45-38-1

Postseason Record vs. Dolphins: 0-1

NEW YORK JETS VS. MIAMI (Regular Season)

RUSHING

NAME	G	ATT.	YDS.	AVG.	TD
Thomas Jones	3	69	254	3.7	1

Leon Washington	4	34	170	5.0	2
Chad Pennington	10	22	63	2.9	1
Musa Smith	2	5	39	7.8	0
Brad Smith	4	6	21	3.5	0
Jesse Chatman	2	4	18	4.5	0
Kellen Clemens	1	3	14	4.7	0
Jerricho Cotchery	6	1	7	7.0	0
Tony Richardson	3	2	5	2.5	0
Laveranues Coles	13	2	3	1.5	0
Ben Graham	6	2	0	0.0	0

RECEIVING

NAME	G	NO.	YDS.	AVG.	TD
Laveranues Coles	13	47	665	14.1	10
Jerricho Cotchery	6	15	159	10.6	1
Chris Baker	10	11	83	7.5	2
Thomas Jones	3	7	50	7.1	0
Leon Washington	4	6	143	23.8	0
Brad Smith	4	5	55	11.0	1
Wallace Wright	3	2	24	12.0	0
Tony Richardson	3	2	6	3.0	0
Musa Smith	2	1	29	29.0	0
Chris Davis	1	1	3	3.0	0

PASSING

NAME	G	ATT.	CMP.	YDS.	TD	INT.
C. Pennington	10	211	131	1478	11	2
Kellen Clemens	1	24	15	236	1	1

- The Jets swept the season series for the second straight year in 2007, winning 31-28 at home on September 23 and 40-13 on December 2 at Miami.
- In the first meeting, Ronnie Brown came within one receiving yard of becoming the first player in Dolphins history to account for 100 yards rushing and receiving in a single game. Brown finished with 112 yards on the ground, including two touchdowns, and 99 through the air, and another touchdown. He has run for at least 100 yards in his last three contests against the Jets.
- The Jets currently lead the all-time regular season series by a 45-38-1 margin. Miami is 1-0 versus the Jets in postseason play.
- The Jets hold a 26-16 advantage in games played in New York, including a 16-7 mark at The Meadowlands. The Dolphins are 22-19-1 in regular season play and 1-0 in the postseason against the Jets in Miami. They are 10-11 versus the Jets at Dolphin Stadium.
- The Dolphins' last win in the series came on December 24, 2005, when they prevailed, 24-20. Miami's 21-10 victory on September 14, 2003, was the team's last win over the Jets at the Meadowlands.

OAKLAND RAIDERS

Sunday, November 16 at Miami - 1:00 p.m.
EST/CBS-TV*

* Kickoff time can potentially be moved, including to 8:15 p.m. on NBC-TV

Address: 1220 Harbor Bay Parkway
Alameda, CA 94501
Phone: (510) 854-5000



Owner: Al Davis
Head Coach: Lane Kiffin
 (2nd NFL Season, 2nd with Raiders)
Career Record: 4-12
Raiders Record: 4-12
Public Relations: Mike Taylor/Brian Proctor
Stadium (Year Opened): McAfee Coliseum (1966)
Capacity: 63,146
Playing Surface: Grass
Division: AFC West
2007 Record: 4-12 (tied for 4rd, AFC West)
Regular Season Record vs. Dolphins: 17-10-1
Postseason Record vs. Dolphins: 3-1

OAKLAND RAIDERS VS. MIAMI (Regular Season)

RUSHING

NAME	G	NO.	YDS.	AVG.	TD
LaMont Jordan	10	66	348	5.3	3
Justin Fargas	2	22	179	8.1	0
Justin Griffith	2	12	38	3.2	1

RECEIVING

NAME	G	NO.	YDS.	AVG.	TD
LaMont Jordan	10	17	152	8.9	0
Tony Stewart	2	2	17	8.5	0
Javon Walker	1	1	3	3.0	0
Justin Griffith	2	1	-2	-2.0	0

PASSING

NAME	G	ATT.	CMP.	YDS.	TD	INT.
NO PLAYER WITH REGULAR SEASON STATISTICS						

- The Raiders hold a 16-11-1 regular season advantage and a 3-1 postseason edge in this series.
- The teams met on September 30 of last year at Dolphin Stadium, with Oakland emerging victorious, 35-17.
- The Dolphins' last win in the series came on November 27, 2005, at Oakland, prevailing 33-21. In that contest, Jason Taylor had three of the Dolphins' seven sacks, including a safety, a fumble forced and a fumble recovery on his way to being named the AFC Defensive Player of the Week. Vonnie Holliday added two more sacks as the Dolphins commenced a six-game winning streak to close the season.
- The Dolphins' overall winning percentage of .391, including postseason games, against the Raiders is their lowest against any of the 29 teams they have played at least five times.

ST. LOUIS RAMS

Sunday, November 30 at St. Louis – 1:00 p.m.
 EST/CBS-TV*
 * Kickoff time can potentially be moved,
 including to 8:15 p.m. on NBC-TV

Address: One Rams Way
 St. Louis, MO 63045
Phone: (314) 982-7267
Owner: Chip Rosenbloom
President: John Shaw



President of Football Operations/G. M.: Jay Zygmunt
Head Coach: Scott Linehan
 (3rd NFL Season, 3rd with Rams)
Career Record: 11-21
Rams Record: 11-21
Public Relations: Rick Smith/Artis Twyman/
 Ryan Anderson
Stadium (Year Opened): Edward Jones Dome
 (1995)
Capacity: 66,000
Playing Surface: FieldTurf
Division: NFC West
2007 Record: 3-13 (4th, NFC West)
Regular Season Record vs. Dolphins: 2-8

ST. LOUIS RAMS VS. MIAMI (Regular Season)

RUSHING

NAME	G	NO.	YDS.	AVG.	TD
Trent Green	2	5	46	9.2	0
Steven Jackson	1	6	27	4.5	0
Marc Bulger	1	1	15	15.0	1
Dante Hall	3	1	5	5.0	0

RECEIVING

NAME	G	NO.	YDS.	AVG.	TD
Anthony Becht	10	21	135	6.4	1
Drew Bennett	3	12	169	14.1	1
Dante Hall	3	9	92	10.2	0
Reche Caldwell	4	8	63	7.9	0
Torry Holt	2	5	115	23.0	1
Steven Jackson	1	2	18	9.0	0
Dane Looker	1	1	9	9.0	0

PASSING

NAME	G	ATT.	CMP.	YDS.	TD	INT.
Trent Green	2	68	44	617	5	0
Marc Bulger	1	39	21	295	1	1

- The Dolphins hold an 8-2 advantage in this series, including a 31-14 win in the last meeting, on October 24, 2004, at Dolphin Stadium. In the contest, Chris Chambers caught three passes for 128 yards, including a 71-yard touchdown, while current Ram Randy McMichael hauled in four balls for 78 yards and a 42-yard touchdown. Zach Thomas' 12 tackles and sack led the defensive effort and helped give the Dolphins their first victory of 2004 after opening the season with six straight defeats.
- The Rams' most recent win in the series occurred in the last meeting in St. Louis, on September 30, 2001, in a 42-10 outcome.
- Prior to 2001, the Rams had not beaten the Dolphins since October 3, 1976, when they handed Miami a 31-28 defeat at the Orange Bowl. In the six meetings between those two St. Louis wins, the Dolphins outscored the Rams 183-91 as they captured all six contests.

SAN DIEGO CHARGERS

Sunday, October 5 at Miami – 1:00 p.m. EDT/
CBS-TV

Address: 4020 Murphy Canyon Road
San Diego, CA 92123

Phone: (858) 874-4500

Owner: Alex G. Spanos

President-CEO: Dean A. Spanos

Executive Vice President-G.M.: A.J. Smith

Head Coach: Norv Turner

(11th NFL Season, 2nd with Chargers)

Career Record: 69-87

Chargers Record: 11-5

Public Relations: Bill Johnston/Scott Yoffe/
Jamaal LaFrance/Jennifer Rojas/Casey
Pearce

Stadium (Year Opened): Qualcomm Stadium
(1967)

Capacity: 70,000

Playing Surface: Grass

Division: AFC West

2007 Record: 11-5 (1st, AFC West; lost AFC
Championship Game)

Regular Season Record vs. Dolphins: 10-11

Postseason Record vs. Dolphins: 2-2

SAN DIEGO CHARGERS VS. MIAMI (Regular Season)

RUSHING

NAME	G	NO.	YDS.	AVG.	TD
L. Tomlinson	3	59	182	3.1	1
Billy Volek	2	2	0	0.0	0

RECEIVING

NAME	G	NO.	YDS.	AVG.	TD
L. Tomlinson	3	14	94	6.7	0
Antonio Gates	2	13	123	9.5	1
Eric Parker	3	6	63	10.5	0

PASSING

NAME	G	ATT.	CMP.	YDS.	TD	INT.
Billy Volek	2	26	16	154	1	0

- The Dolphins lead the all-time series, 13-12, including an 11-10 advantage in the regular season. Miami has captured the last six contests, including the most recent meeting, a 23-21 win on December 11, 2005 at San Diego. Chris Chambers, now with the Chargers, caught eight passes for 121 yards and two touchdowns for Miami in the victory. The Dolphins' defense, led by Zach Thomas (11 tackles) and Channing Crowder (10 tackles) held LaDainian Tomlinson and the Chargers' running game to a 3.6 yards per carry average on 27 attempts (96 yards).

- The Dolphins also won the previous matchup, a 26-10 decision on October 27, 2003. That Monday night game was moved to Tempe, Ariz. to avoid Southern California wild fires.

- The Chargers' last regular season victory in this series occurred on December 27, 1993, as they outscored the Dolphins, 45-20. More

recently, San Diego handed Miami a 22-21 postseason defeat on January 8, 1995 in a Divisional round game, tying its playoff record against the Dolphins at 2-2.

- San Diego's last win at Miami came in a classic overtime playoff contest on January 2, 1982. In that game, the Chargers jumped out to a 24-0 first-quarter lead before the Dolphins responded with the game's next 24 points, including two touchdown passes from Don Strock to Joe Rose and a Strock to Duriel Harris to Tony Nathan hook-and-lateral that covered 40 yards for a touchdown. Miami held the lead at 38-31 late in the fourth quarter before Dan Fouts connected with James Brooks for a 9-yard touchdown with 58 seconds remaining to tie the score. Rolf Benirschke's 29-yard field goal 1:08 into overtime gave San Diego the victory. The teams combined for 1,036 total yards, including 809 net passing yards. Fouts threw for 433 yards while Strock, who replaced David Woodley in the second quarter, registered 403 passing yards. A total of five players had at least 100 yards receiving in the contest, including Kellen Winslow, who racked up 13 catches for 166 yards and a touchdown.

- The Chargers' last regular season win at Miami also was an overtime contest, as they prevailed, 27-24, on November 20, 1980.

SAN FRANCISCO 49ERS

Sunday, December 14 at Miami – 1:00 p.m.
EST/FOX-TV*

* Kickoff time can potentially be moved, including to 8:15 p.m. on NBC-TV

Address: 4949 Centennial Boulevard
Santa Clara, CA 95054

Phone: (408) 562-4949

Owner: Denise DeBartolo York

Owner: John York

General Manager: Scot McCloughan

Head Coach: Mike Nolan

(4th NFL Season, 4th with 49ers)

Career Record: 16-32

49ers Record: 16-32

Public Relations: Aaron Salkin/Jason Jenkins/
Ryan Moore/Katherine Madariaga

Stadium (Year Opened): Monster Park (1958)

Capacity: 69,734

Playing Surface: Grass

Division: NFC West

2007 Record: 5-11 (3rd, NFC West)

Regular Season Record vs. Dolphins: 4-5

Postseason Record vs. Dolphins: 1-0

SAN FRANCISCO 49ERS VS. MIAMI (Regular Season)

RUSHING

NAME	G	NO.	YDS.	AVG.	TD
Isaac Bruce	4	1	12	12.0	0
Bryant Johnson	1	1	-7	-7.0	0



RECEIVING

NAME	G	NO.	YDS.	AVG.	TD
Isaac Bruce	4	29	416	14.3	1
Ashley Lelie	3	6	118	19.7	0
Bryant Johnson	1	3	20	6.7	0

PASSING

NAME	G	ATT.	CMP.	YDS.	TD	INT.
Isaac Bruce	4	1	0	0	0	0

- The Dolphins lead the regular season series between these teams, 5-4. Miami won the first four meetings, while San Francisco captured the next four. The Dolphins won the most recent matchup on November 28, 2004. The Dolphins played Seattle the Sunday prior to that contest and elected to fly directly to San Francisco, where the team worked and practiced all week. Miami's defense recorded eight sacks in a 24-17 victory, including three by Jason Taylor.
- The 49ers' last win in the series came on December 16, 2001 when they shut out the Dolphins, 21-0, behind Kevan Barlow's two touchdown runs.
- The lone postseason contest between the clubs occurred on January 20, 1985 as the 49ers claimed a 38-16 victory in Super Bowl XIX at Stanford Stadium.
- This will be the first contest in the series played in Miami since the teams met on November 20, 1995, a game in which the 49ers earned a 44-20 triumph.

SEATTLE SEAHAWKS

Sunday, November 9 at Miami – 1:00 p.m.
EST/Fox-TV

Address: 11220 NE 53rd Street

Kirkland, WA 98033

Phone: (425) 827-9777

Chairman: Paul G. Allen

President of Football Operations/G.M.: Tim Ruskell

Executive VP & Head Coach: Mike Holmgren
(17th NFL Season, 10th with Seahawks)

Career Record: 157-103

Seahawks Record: 82-66

Public Relations: Dave Pearson/Lane Gammel/
Julie Barber/Rich Gonzales/Jeff Garza

Stadium (Year Opened): Qwest Field (2002)

Capacity: 67,000

Playing Surface: FieldTurf

Division: NFC West

2007 Record: 10-6 (1st, NFC West; lost in
Divisional Round of playoffs)

Regular Season Record vs. Dolphins: 3-6

Postseason Record vs. Dolphins: 1-2

SEATTLE SEAHAWKS VS. MIAMI
(Regular Season)

RUSHING

NAME	G	NO.	YDS.	AVG.	TD
Julius Jones	1	15	32	2.1	0
Matt Hasselbeck	2	4	9	2.3	0

RECEIVING

NAME	G	NO.	YDS.	AVG.	TD
Bobby Engram	3	13	132	10.2	1
Jeb Putzier	4	9	97	10.8	0
Julius Jones	1	1	24	24.0	0

PASSING

NAME	G	ATT.	CMP.	YDS.	TD	INT.
M. Hasselbeck	2	28	16	230	2	0
Charlie Frye	1	11	6	57	0	1

- Miami leads the all-time series by an 8-4 margin, including a 2-1 advantage in postseason play.
- Seattle was victorious in the last meeting between the teams, 24-17, on November 21, 2004 at Qwest Field.
- Prior to that loss, Miami had won the previous three games in the series, including a 24-20 decision at Husky Stadium on October 28, 2001. James McKnight led the way for the Dolphins with eight grabs for 94 yards and a 39-yard touchdown reception from Jay Fiedler, while Jason Taylor registered eight tackles and a sack, defensively.
- The Dolphins are 4-1 against Seattle in the regular season in South Florida, including a 2-1 mark at Dolphin Stadium. The last time these teams squared off in Miami was in the 2000 opener, as the Dolphins came away with a 23-0 decision. Seattle's lone regular season win in Miami occurred on October 6, 1996, when the Seahawks emerged with a 22-15 victory. The teams have split two playoff games in Miami, both at the Orange Bowl.
- Including playoffs, seven of the last eight games in this series have been decided by seven points or less. The lone exception was the Dolphins' 23-0 shutout victory in the 2000 season opener played at Dolphin Stadium.
- The last time these teams squared off in Miami was the 2000 opener, as the Dolphins came away with a 23-0 decision. Seattle's lone regular season win in Miami occurred on October 6, 1996 when they emerged with a 22-15 victory. The teams have split two playoff games in Miami, both at the Orange Bowl.

TAMPA BAY BUCCANEERS

Saturday, August 9 at Miami (preseason) –
7:30 p.m. EDT/WFOR-TV

Address: One Buccaneer Place
Tampa, FL 33607

Phone: (813) 870-2700

Owner/President: Malcolm Glazer

General Manager: Bruce Allen

Head Coach: Jon Gruden
(10th NFL Season, 6th with Bucs)

Career Record: 75-69

Bucs Record: 37-43

Public Relations: Jeff Kamis/Jason Wahlers/
Derek Cuculich

Stadium (Year Opened): Raymond James
Stadium (1998)



Capacity: 66,321
Playing Surface: Grass
Division: NFC South
2007 Record: 9-7 (1st, NFC South)
Preseason Record vs. Dolphins: 8-14
Regular Season Record vs. Dolphins: 4-4

TAMPA BAY BUCCANEERS VS. MIAMI
 (Regular Season)

RUSHING

NAME	G	NO.	YDS.	AVG.	TD
Warrick Dunn	3	64	164	2.1	1
Michael Bennett	2	18	54	3.0	0
Earnest Graham	1	17	50	2.9	0
Brian Griese	4	9	37	4.1	0
B.J. Askew	8	10	28	2.8	0
Michael Clayton	1	1	2	2.0	0
Luke McCown	1	2	-1	-0.5	0
Joey Galloway	3	1	-3	-3.0	0
Jeff Garcia	1	3	-8	-2.7	0

RECEIVING

NAME	G	NO.	YDS.	AVG.	TD
Joey Galloway	3	17	266	15.6	3
Warrick Dunn	3	16	213	13.3	1
Ike Hilliard	2	10	92	9.2	0
Antonio Bryant	3	9	119	13.2	1
Michael Clayton	1	2	27	13.5	0

John Gilmore	2	2	24	12.0	0
B.J. Askew	8	2	23	11.5	0
Ben Troupe	2	2	41	20.5	0
Alex Smith	1	2	0	0.0	0
Jerramy Stevens	1	1	5	5.0	0
Keith Heinrich	1	1	1	1.0	0

PASSING

NAME	G	ATT.	CMP.	YDS.	TD	INT.
Brian Griese	4	135	81	860	6	3
Luke McCown	1	16	9	161	1	2
Jeff Garcia	1	20	14	133	1	1
Chris Simms	1	10	6	69	0	0

• The Dolphins lead the all-time preseason series with the Bucs, 14-8. The 14 wins are the most Miami has recorded over any opponent in the preseason.

• This will mark the ninth straight year, the 16th time in the last 18 years and the 23rd occasion overall that these teams have met in the preseason, which makes Tampa Bay the Dolphins' most common preseason opponent.

• The Buccaneers won last year's game, 31-28, at Dolphin Stadium, after the Dolphins had won the previous two preseason matchups.

DOLPHINS ON THE AIR

WQAM (560 AM)

This season marks the second year of the return of WQAM (560 AM) as the flagship station for the Miami Dolphins Radio Network. WQAM and the team announced a multi-year partnership on April 23, 2007 that allows the station exclusive broadcasting rights of Dolphin games through at least the 2009 season. Previously, WQAM had served as the team's flagship station for eight years, from 1997 through 2004.

Handling the play-by-play and serving as the "Voice of the Dolphins" on WQAM's broadcasts will be ex-Dolphins wide receiver Jimmy Cefalo. He will be joined by two other Dolphin alumni, former tight ends Jim Mandich and Joe Rose. They will serve as the color analysts, making that trio one of only a handful of NFL broadcast teams to feature former players in both broadcast roles.

While Cefalo begins his fourth season as the team's play-by-play announcer, he certainly is well-known as both a broadcaster and a former Dolphins player. For many years he served as the sports anchor for WPLG-TV (Channel 10), first joining that station in October of 1992 as the host of Sports Monday. Since then he became the sports anchor for Local 10 News Monday through Friday and anchored the station's popular "Sports Jam Live," which aired on Sunday nights. He also co-hosts a daily Dolphins show on WQAM.

Before joining WPLG, Cefalo assembled a long list of impressive broadcast credentials. He is best known for his work as a color analyst on NBC's network telecasts of the NFL and also served as a correspondent for NBC News on the "Today Show," sports anchor for "NBC News at Sunrise" and co-host of NBC's broadcast of the 1988 Olympic Games in Seoul. Cefalo also co-hosted "PM Magazine" and "AM South Florida" on WTVJ-TV and hosted the "Trump Card" game show, nationally distributed by Warner Brothers Television.

In 1988, Cefalo snared an Emmy for his writing on NBC's Olympic telecasts. In addition, the National Sportscasters and Sportswriters Association named him Florida Sportscaster of the Year six times (1998, 2001, 2002, 2003, 2004 and 2005).

Prior to his broadcasting career, Cefalo played seven seasons with the Dolphins (1978-84) as a wide receiver, and finished with 93 catches for 1,739 yards and 13 touchdowns. His best season came in 1981, when he caught 29 passes for 631 yards (an average of 21.8 yards per catch) and

three touchdowns. He also was a member of two Dolphins Super Bowl teams, and in Super Bowl XVII against the Washington Redskins, he caught a 76-yard touchdown pass from David Woodley, which at the time was the second-longest reception in Super Bowl history. Cefalo originally joined the Dolphins as a third-round draft choice in 1978 following a stellar collegiate career at Penn State.

Similarly, Mandich followed the same path from the field to the broadcast booth. While this is his second season teaming with Cefalo on Dolphin broadcasts, it is his 15th year as one of the team's color analysts, having served in that role from 1992 through 2004. He was a member of the Dolphins' 1972 club that is the NFL's only undefeated team. In his eight seasons as a Dolphins tight end (1970-77), Mandich caught 121 passes for 1,406 yards (11.6 yards per catch) with 23 touchdowns. He ranks 27th in Dolphins team history in receptions and is tied for 22nd in club annals in scoring with 138 points.

In addition to his game broadcasts, Mandich hosts a daily talk show from 4:00 – 7:00 p.m. during the week on WQAM. In the past, he also served as a sports reporter for WPLG-TV and was a regular contributor to the station's popular "Sports Jam Live" show that aired during the football season.

Rose is the third member of the trio to build a broadcast career after his playing days ended. He is in his fourth season as a Dolphins radio analyst and also serves as the Sports Director for WTVJ-TV (Channel 6), joining that station in 1992. In past years he has hosted "The Coaches Show" on that outlet and is featured on the station's successful "Sunday Sports Final" as well. Along with his television work, Rose is well-known locally for his popular 7:00 – 10:00 a.m. weekday show on WQAM.

Rose was a Dolphins tight end from 1980-85, and in that time caught 112 passes for 1,493 yards and 13 touchdowns. He had his best year in 1983, when he had 29 catches for 345 yards and three touchdowns. He is best known for catching Dan Marino's first regular season touchdown pass, a six-yard reception on September 19, 1983 in Los Angeles versus the Raiders. Rose originally was a seventh-round draft pick of the Dolphins in 1980 after playing at the University of California.

Another former Dolphin, Kim Bokamper, serves as the host of the popular show, "Dolphins Tonight" that airs from 7:00 – 8:00 p.m. weeknights on WQAM. Joining Bokamper for segments on the show are Cefalo, Rose, and Mandich, as well as former Dolphins wide receiver Nat Moore (1974-86), the team's third all-time leading receiver. The show is totally devoted to coverage of the team and includes interviews with Dolphins players as well as General Manager Jeff Ireland and Head Coach Tony Sparano. It also features guests from around the NFL as well as the latest news updates about the team.

Bokamper, one of the famed "Killer Bs" in team history, was a linebacker/defensive end for the Dolphins from 1977 through 1985 and was named to the Pro Bowl in 1979. Like Cefalo, Rose, Mandich, and Moore, he also built a successful broadcasting career after his playing days ended. He currently is a sports reporter on WFOR-TV (Channel 4), serves as the sideline reporter on that station's telecasts of the Dolphins' preseason games, and hosts a variety of television and radio sports shows in South Florida.

Also contributing to "Dolphins Tonight" will be Barry Buetel, the team's Director of Integrated Media/Affiliate Relations. Buetel began covering the Dolphins back in 1987 when he served as the team's sideline analyst for WIOD radio. He went on to cover the Buffalo Bills during their four straight AFC Championships in the early 1990s. He also has hosted the Arizona Cardinals radio pregame show, and has served as host of the Jacksonville Jaguars TV pregame show and co-host of the "Jack Del Rio Show."

In addition to its game broadcasts and "Dolphins Tonight," the station features "Dolphins Sunday on QAM" which includes "Countdown to Kickoff," a four-hour pregame show, followed by all the play-by-play action and "Fins Final," a three-hour post game show featuring locker room interviews and analysis.

WQAM is known for its outstanding sports programming and is one of the leading sports and entertainment radio stations in the country, featuring Mandich, Rose, Bokamper, Orlando Alzugaray, Joe Zagacki and Neil Rogers.

WQAM is also the radio home for the University of Miami football, basketball and baseball and has been so since 1999.

WQAM also has an extensive statewide radio network, allowing Dolphin fans throughout Florida to follow the team on radio. In addition, the station brings the strength of the Beasley Broadcast Group to the partnership by carrying special Dolphins programming and promotions on sister stations Power96 and Kiss Country 99.9 FM.

Following is a list of radio stations on the Dolphins Network in 2008:

2008 DOLPHINS NETWORK


Daytona Beach	WOCL 105.9 FM	Ocala	WBXY 99.5 FM
Ft. Lauderdale	WQAM 560 AM	Orlando.....	WOCL 105.9FM
Ft Myers.....	WRXX 96.1 FM	Panama City.....	WASG 550 AM
Gainesville	WBXY 99.5 FM	Pensacola	WVTJ 610 AM
Key West	WKWF 1600 AM	Port St. Lucie	WPSL 1590 AM
Live Oak	WLVO 106.1 FM	Stuart/Ft. Pierce.....	WCZR 101.7 FM
Marathon	WFFG 1300 AM	Tallahassee.....	WHBT 1410 AM
Melbourne	WMMB 1240 AM	Vero Beach	WCZR 101.7 FM
Miami	WQAM 560 AM	West Palm Beach	WEFL 760 AM
Naples	WRXX 96.1 FM		



Jimmy Cefalo



Jim Mandich



Joe Rose

WSUA (1260 AM)

In 2008, Dolphins games, both home and away, will be broadcast in Spanish on WSUA (Radio Caracol, 1260 AM). This marks the 27th consecutive season that Dolphins games will be broadcast in Spanish.

Roly Martin, who has been part of the Spanish broadcasts of Dolphin games since 1984, is in his third season handling the play-by-play after serving as the color analyst for 21 years. Working with him is analyst Raul Striker Jr., who joined the Dolphins' radio team in 2006. In addition to their broadcasts of Dolphin games on WSUA, both Martin and Striker are well-known for their extensive sports reporting on Spanish radio and television outlets in South Florida.



Roly Martin



Raul Striker Jr.

PRESEASON TELEVISION

All four of the Dolphins' preseason games in 2008 will be telecast on both WFOR-TV (Channel 4) in Miami - Ft. Lauderdale and WTVX-TV (Channel 34) in West Palm Beach.

The Dolphins open their 2008 preseason schedule by hosting the Tampa Bay Buccaneers at Dolphin Stadium. It will mark the ninth consecutive season and the 16th time in 18 years that the two teams have played in the preseason. The game, which takes place on Saturday, August 9, at 7:30 p.m. (ET), will be televised live on WFOR and WTVX if it is sold out 72 hours before kickoff; otherwise it will be shown on a delayed basis.

A week later, on Saturday, August 16, the Dolphins head north to face their other in-state rival, the Jacksonville Jaguars, for the sixth straight year in the preseason. Kickoff for the game in Jacksonville Municipal Stadium is set for 7:30 p.m. (ET) and will be televised live by WFOR and WTVX.

The Kansas City Chiefs will make their first preseason appearance in Miami since 1981 when they face the Dolphins on Saturday, August 23 at 7:30 p.m. The game will be telecast live on WFOR and WTVX if sold out 72 hours before kickoff; otherwise it will be broadcast on a delayed basis.

The Dolphins will close out their preseason for the fifth time in nine years by playing at the Louisiana Superdome. The game against the New Orleans Saints will be on Thursday, August 28 at 8:00 p.m. (ET). That contest will be televised live on WFOR and WTVX.

For the eighth straight season, Craig Bolerjack will handle the play-by-play for the games on WFOR. He is a member of CBS Sports' NFL broadcast team and also has handled college football and basketball for that network as well as for ESPN. Joining Bolerjack as a color analyst will be former Dolphins great and Pro Football Hall of Famer Bob Griese, a member of ABC's lead broadcast team for college football. In addition, Nat Moore, the Dolphins' third all-time leading receiver and one of the most popular players in club history, again will handle color commentary. Kim Bokamper, a member of the WFOR Sports staff and a former Dolphins Pro Bowl linebacker, will continue in his role on WFOR's broadcast team as a sideline reporter.

DATE	OPPONENT	BROADCAST	TIME (EDT)
Sat., Aug. 9	Tampa Bay	WFOR-TV; WTVX-TV	7:30 PM*
Sat., Aug. 16	at Jacksonville	WFOR-TV; WTVX-TV	7:30 PM
Sat., Aug. 23	Kansas City	WFOR-TV; WTVX-TV	7:30 PM*
Thur., Aug. 28	at New Orleans	WFOR-TV; WTVX-TV	8:00 PM

* Game will be broadcast live if sold out 72 hours in advance of game time; otherwise it will be shown on a tape delay basis.

MEDIA INFORMATION

CREDENTIALS: Media representatives who do not have press credentials for the entire season (but will be working for an accredited media outlet on an immediate deadline) may request them on a single-game basis. Written credential requests must be made at least one week in advance to: Harvey Greene, Senior Vice President - Media Relations, Miami Dolphins, 7500 S.W. 30th Street, Davie, FL 33314 (954/452-7010). Reserved credentials can be picked up at the press will call booth, located outside Gate H of Dolphin Stadium, on the day of the game. ALL members of the media picking up credentials at the will call window must present a valid photo identification. In addition, all media members must show a valid photo identification upon entering the stadium. The media entrance is at Gate G, just to the right of Gate H.

PHOTOGRAPHERS: Photographers with accredited media outlets on an immediate deadline may request credentials on a single-game basis from the Dolphins' media relations department. Credentials **WILL NOT** be issued to freelance photographers unless granted special approval by the Dolphins. Field photographers are reminded to remain outside of the bench area. ALL photographers are required to wear a vest that must be obtained prior to the game in the Gate G lobby. All photographers must kneel when shooting in either the East or West end zone.

STILL PHOTOGRAPHY: Still photography of any kind is NOT permitted at any time in the Dolphins' locker room following both home and road games, in addition to the locker room at the team's training facility during the course of the week.

VIDEO PHOTOGRAPHY: Video photography is limited to just interviews in the Dolphins' locker room following both home and road games, in addition to the locker room at the team's training facility during the course of the week. B-roll footage is NOT permitted at any time.

PRESS BOX: To get to the Dolphin Stadium press box, enter at Gate G. Go through two sets of doors and take the elevator to the third floor. Exit elevator and the broadcast booths are to the right. For the print section, make a left and exit the broadcast booth box into the club lounge area. Go 50 yards to the staircase and go to the lower level of the club lounge. The entrance to the print press box is just beyond the bottom of the stairs. Only credentials issued by the Dolphins will be honored for admittance to Dolphin Stadium.

LOCKER ROOMS: Admission to the home and visiting locker rooms is governed by each individual team. Only media representatives with proper credentials, granting locker room access or those stamped with a number "3" will be admitted. No one will be admitted to the locker rooms prior to the game. Both teams' locker rooms are located on the ground level on the west side of the stadium. From the print press box, take the elevator to the ground level. Out of the elevator, bear right and go through the double doors to the corridor. Go straight to the main corridor and turn left. The Dolphins' locker room will be on your left, and the interview room will be about 20 yards further, also on the left. Continue straight past the Gate A tunnel, and the visitor's interview room, as well as the visitor's locker room, will be on the left.

INTERVIEW ROOM: Head Coach Tony Sparano will hold his post-game press conference immediately following the conclusion of the game in the interview room, which is located on the ground level in the west side of the stadium.

PARKING: Press parking at Dolphin Stadium is very limited. All parking requests must be directed to Harvey Greene, Senior Vice President - Media Relations, (954/452-7010).

TELEPHONES: Any media member desiring to have their own press box telephone line must order it directly from Joe Curbelo of the Miami Dolphins Information Technology department, (954/452-7135). Instruments can be ordered from the Dolphins' media relations department, (954/452-7010).

WIRELESS ACCESS: Dolphin Stadium offers wireless internet access in all areas of the press boxes. The access is free of charge and works with all wi-fi enabled computer equipment. For those computers that do not have wi-fi capabilities, every seat is equipped with a "Cat 5" network jack to which members of the media can connect using a Cat 5 patch cable.

COPY TRANSMISSION: Copy transmission is available at every Dolphins home game. The transmission representative is Tim Lippman, 22 Keswick B, Deerfield Beach, FL, 33442 (954/428-9751; CELL: 954/548-9033 or e-mail: timlippman@yahoo.com).

FIELD ACCESS: Only working newspaper, network TV photographers, club/stadium officials and a limited number of local TV photographers are permitted on the field during the game. Press box passes will not be honored for field admittance at any time, unless authorized by the Miami Dolphins.

FOR MORE INFO: For more information on the Dolphins, contact the media relations department: Harvey Greene, Senior Vice President - Media Relations; Neal Gulkis, Director of Media Relations; Fitz Ollison, Media Relations Coordinator and Gayle Baden, Executive Assistant. Office phone number is (954) 452-7010 and (954) 452-7000-switchboard.

TRAINING CAMP: The Dolphins practice at Nova Southeastern University during both the preseason and regular season. The campus is located in Davie at 7500 S.W. 30th Street.

DIRECTIONS

FT. LAUDERDALE TO TRAINING CAMP: From the north, take I-95 South to I-595 West. Take I-595 West to University Drive exit. Proceed off exit and turn left onto University Drive (going south). Go past three traffic lights to S.W. 30th Street and turn left. Entrance to facility is 300 yards on right.

MIAMI AIRPORT TO TRAINING CAMP: From the airport, take 836 West to 826 North. Follow 826 North to exit for Florida Turnpike North. Take Turnpike North to I-595 West. Take I-595 West to University Drive exit. Proceed off exit and turn left onto University Drive (going south). Go past three traffic lights to S.W. 30th Street and turn left. Entrance to facility is 300 yards on right.

FROM THE SOUTH TO TRAINING CAMP: From the south, take I-95 North to I-595 West. Take I-595 West to University Drive exit. Proceed off exit and turn left onto University Drive (going south). Go past three traffic lights to S.W. 30th Street and turn left. Entrance to facility is 300 yards on right.

FT. LAUDERDALE TO DOLPHIN STADIUM: Take I-595 West to Florida Turnpike South. Upon approaching stadium, follow signs for "Stadium via I-95" (DO NOT take turnpike extension -exit 47 Homestead). Get off at Exit 2X (Dan Marino Blvd./199th St.). Proceed off exit and make a right onto Dan Marino Blvd. Enter through Parking Gate 4, which is on the right.

MIAMI AIRPORT TO DOLPHIN STADIUM: Take I-95 North to Ives Dairy Road. Proceed west for five miles (name of road changes to 199th Street/Dan Marino Blvd.) and stadium is on right. Enter parking Gate 4.

2009 DOLPHINS OPPONENTS

	Home	Away
Intraconference by Division	Houston	Jacksonville
Interconference by Division	Indianapolis	Tennessee
	New Orleans	Atlanta
Intraconference by Position	Tampa Bay	Carolina
	AFC-North	AFC-West

IMPORTANT NFL DATES FOR 2008-09

- 2008 -

- August 5** – Deadline for players under contract to report to earn a season of free agency credit.
- August 8** – If a drafted rookie has not signed with his club by this date, he may not be traded to any other club in 2008.
- August 9** – Dolphins Preseason Opener – vs. Tampa Bay at Dolphin Stadium, 7:30 p.m.
- August 9-13** – Clubs have until five days prior to their game on the second preseason weekend to provide written notice to certain unsigned players and the NFLPA of their intent to place them on the Exempt List if they fail to report no later than one day prior to that weekend's game. Any player who fails to report prior to the deadline will be ineligible to play or receive compensation for at least three games (preseason or regular season) from the time that he reports.
- August 26** – Roster cutdown to 75 players by 4:00 p.m. (ET).
- August 30** – Roster cutdown to 53 players by 6:00 p.m. (ET).
- August 30** – Simultaneously with the cutdown to 53, clubs that have players in the categories of Active/PUP or Active/NFI must take one of the following options: place player on Reserve/PUP or Reserve/NFI; ask waivers; terminate; trade; or continue to count him on the active list.
- August 31** – After 12:00 noon (ET), clubs may begin to establish a practice squad of eight players by signing free agents who do not have an accrued season of free agency credit or who were on the 45-player Active List for less than nine regular season games during each of any accrued seasons. A player cannot participate on the practice squad for more than three seasons.
- September 7** – Dolphins Regular Season Opener – vs. N.Y. Jets, Dolphin Stadium, 1:00 p.m.
- September 23** – Priority on multiple waiver claims is now based in the current season's standings.
- October 13-15** – NFL Fall League Meeting, St. Petersburg, Fla.
- October 14** – Beginning the day after the conclusion of the sixth regular-season weekend and continuing through the day after the conclusion of the ninth regular-season weekend, clubs are permitted to begin practicing players on Reserve/Physically Unable to Perform and Reserve/Non-Football Injury or illness for a period not to exceed 21 days. Players may be activated during the 21-day practice period or until 4:00 p.m. (ET) on the day after the conclusion of the 21-day period.
- October 14** – All trading ends at 4:00 p.m. (ET).
- October 15** – Players with at least four previous pension-credited seasons are subject to the waiver system for the remainder of the regular season and postseason.
- November 3** – Deadline at 4:00 p.m. (ET), for an increase in a player's 2008 Salary to be counted as Salary for the current year.
- November 11** – Deadline for clubs to sign by 4:00 p.m. (ET) their unsigned Franchise and Transition Players. If still unsigned after this date, such players are prohibited from playing in the NFL in 2008.
- November 11** – Deadline for clubs to sign by 4:00 p.m. (ET) their Unrestricted and Restricted Free Agents to whom June 1 tender was made. If still unsigned after this date, such players are prohibited from playing in the NFL in 2008.
- November 11** – Deadline for clubs to sign by 4:00 p.m. Drafted Players. If such players remain unsigned, they are prohibited from playing in the NFL in 2008.
- November 29** – Deadline for reinstatement of players in Reserve List categories of Retired, Did Not Report, and Exclusive Rights, and of players who were placed on Reserve/Left Squad in a previous season.
- December 29** – Clubs may begin signing free agent players for the 2009 season.

- 2009 -

- January 3-4** – Wild Card Playoff Games
- January 4** – Assistant coaches under contract to playoff clubs that have byes in the Wild Card weekend may be interviewed for head coaching positions through the conclusion of the Wild Card games.
- January 10-11** – Divisional Playoff Games
- January 10-11** – Assistant coaches under contract to playoff clubs that won their Wild Card games may be interviewed for head coaching positions through the conclusion of Divisional Playoff games.
- January 18** – AFC and NFC Championship Games
- January 24** – Senior Bowl, Mobile, Alabama
- January 25** – An assistant coach, whose team is participating in the Super Bowl, and who has previously interviewed for another club's head coaching job may have a second interview with such club no later than the Sunday preceding the Super Bowl.
- February 1** – Super Bowl XLIII, Raymond James Stadium – Tampa, Fla.
- February 5** – First day clubs can designate Franchise or Transition players.
- February 8** – AFC-NFC Pro Bowl, Honolulu, Hawaii.
- February 18-24** – NFL Scouting Combine, Indianapolis, Indiana.
- March 22-25** – NFL Annual Meeting, Dana Point, Calif.
- April 17** – Deadline for signing of Offer Sheets by Restricted Free Agents

NFL TIEBREAKING PROCEDURES

The following procedures will be used to break standings ties for postseason playoffs and to determine regular-season schedules.

Note: Tie games count as one-half win and one-half loss for both clubs.

TO BREAK A TIE WITHIN A DIVISION

If, at the end of the regular season, two or more clubs in the same division finish with the best won-lost-tied percentage, the following steps will be taken until a champion is determined:

TWO CLUBS

1. Head-to-head (best won-lost-tied percentage in games between the clubs.)
2. Best won-lost-tied percentage in games played within the division.
3. Best won-lost-tied percentage in common games.
4. Best won-lost-tied percentage in games played within the conference.
5. Strength of victory.
6. Strength of schedule.
7. Best combined ranking among conference teams in points scored and points allowed.
8. Best combined ranking among all teams in points scored and points allowed.
9. Best net points in common games.
10. Best net points in all games.
11. Best net touchdowns in all games
12. Coin toss.

THREE OR MORE CLUBS

(Note: If two clubs remain tied after a third club is eliminated among any step, tiebreaker reverts to Step 1 of the two-club format.)

1. Head-to-head (best won-lost-tied percentage in games among the clubs.)
2. Best won-lost-tied percentage in games played within the division.
3. Best won-lost-tied percentage in common games.
4. Best won-lost-tied percentage in games played within the conference.
5. Strength of victory.
6. Strength of schedule.
7. Best combined ranking among conference teams in points scored and points allowed.
8. Best combined ranking among all teams in points scored and points allowed.

9. Best net points in common games.
10. Best net points in all games.
11. Best net touchdowns in all games.
12. Coin toss.

TO BREAK A TIE FOR THE WILD-CARD TEAM

If it is necessary to break ties to determine the two Wild Card clubs from each conference, the following steps will be taken:

- A. If all the tied clubs are from the same division, apply division tie-breaker.
- B. If the tied clubs are from different divisions, apply the following steps:

TWO CLUBS

1. Head-to-head, if applicable.
2. Best won-lost-tied percentage in the games played within the conference.
3. Best won-lost-tied percentage in common games, minimum of four.
4. Strength of victory.
5. Strength of schedule.
6. Best combined ranking among conference teams in points scored and points allowed.
7. Best combined ranking among all teams in points scored and points allowed.
8. Best net points in conference games.
9. Best net points in all games.
10. Best net touchdowns in all games.
11. Coin toss.

THREE OR MORE CLUBS

1. Apply division tie-breaker to eliminate all but highest ranked club in each division prior to proceeding to Step 2. The original seeding within a division upon application of the division tie-breaker remains the same for all subsequent applications of the procedure that are necessary to identify the Wild Card participants.
2. Head-to-head sweep (apply only if one club has defeated each of the others or one club has lost to each of the others).
3. Best won-lost-tied percentage in games played within the conference.
4. Best won-lost-tied percentage in common games, minimum of four.
5. Strength of victory.
6. Strength of schedule.
7. Best combined ranking among conference teams in points scored and points allowed.
8. Best combined ranking among all teams in points scored and points allowed.

9. Best net points in conference games.
10. Best net points in all games.
11. Best net touchdowns in all games.
12. Coin toss.

When the first Wild Card team has been identified, the procedure is repeated to name the second Wild Card (i.e., eliminate all but the highest ranked club in each division prior to proceeding to Step 2.) In situations where three teams from the same division are involved in the procedure, the original seeding of the teams remains the same for subsequent applications of the tie-breaker if the top-ranked team in that division qualifies for a Wild Card berth.

OTHER TIE-BREAKING PROCEDURES

1. Only one club advances to the playoffs in any tie-breaking step. Remaining tied clubs revert to the first step of the applicable division or Wild Card tie-breakers. As an example, if two clubs remain tied in any tie-breaker step after all other clubs have been eliminated, the procedure reverts to Step 1 of the two-club format to determine the winner. When one club wins the tiebreaker, all other clubs revert to Step 1 of the applicable two-club or three-club format.
2. In comparing records against common opponents among tied teams, the best won-lost-tied percentage is the deciding factor since teams may have played an unequal number of games.
3. To determine home-field priority among division

titlists, apply Wild Card tie-breakers.

4. To determine home-field priority for Wild Card qualifiers, apply division tie-breakers (if teams are from the same division) or Wild Card tiebreakers (if teams are from different divisions).

TIE-BREAKING PROCEDURE FOR SELECTION MEETING

If two or more clubs are tied in the selection order, the strength-of-schedule tie-breaker is applied, subject to the following exceptions for playoff clubs:

1. The Super Bowl winner is last and the Super Bowl loser next-to-last.
2. Any non-Super Bowl playoff club involved in a tie shall be assigned priority within its segment below that of non-playoff clubs and in the order that the playoff club exited from the playoffs. Thus, within a tied segment a playoff club that loses in the Wild Card game will have priority over a playoff club that loses in the Divisional playoff game, which in turn will have priority over a club that loses in the Conference Championship game. If two tied clubs exited the playoffs in the same round, the tie is broken by strength of schedule. If any ties cannot be broken by strength of schedule, the divisional or conference tiebreakers, whichever are applicable, are applied. Any ties that still exist are broken by a coin flip.

INDEX OF DOLPHINS FACTS

Brothers in Dolphins History	43
Bye Weeks, Record Before And After	198
Changes of Game Dates and Venues.....	41
Chips Off The Old Block	109
Close Games, Record In	470
Coaching Experience, Dolphins Head Coaches	5
Coaching Longevity, Dolphins	120
Consecutive Games Played, Longest Among Dolphins ..	78
Consecutive Wins To Open Season.....	281
Defensive Scores, Record With	548
Domed Teams, Home Record Against.....	203
Drafted Dolphins From Same College	356
Eagle Scouts, Dolphins	282
Father-Son Combinations In Dolphins History.....	183
Florida Colleges, Dolphins Drafted From.....	14
Grass/Artificial Turf, Record On	475
Home Openers, Record In.....	274
Home Wins, Consecutive	83
Interceptions, Dolphins Record With	548
International Games, Dolphins In	49
Missions, Dolphins Who Served	294
Monday Night Football, Dolphins On	275
Offense, 1984.....	562
One Thousand-Yard Rushers, Two On Same Team	272
Opponents, Start And End Season Against	302
Pacific Time Zone, Record in.....	149
Players-Coaches in Dolphins History	180

Playoff Games, Record In	619
Playoff Shutouts	137
Points Scored and Allowed, NFL Leaders In Same Season	470
Pro Bowl MVPs	452
Pro Bowl Positions	475
Pro Bowl Touchdowns	113
Receiving, Dual 100-Yard Games	208
Road Games To End Season	196
Rookie Starters, 2007	303
Rookie Starters At Quarterback.....	562
Running Game, Dolphins Average Per Attempt.....	9
Rushing, Dual 100-Yard Games	208
Sacks, Dolphins Over Last Decade	200
Sacks Allowed, Dolphins Among League Leaders.....	458
Season Openers, Record In	473
Shula, Don, Coach To Hall of Famers	262
Shula, Don, Coaching Longevity	473
Shutouts, All-Time	253
Stadium Debuts, Dolphins Record In.....	92
Stofa, John	145
Takeaway/Giveaway Ratio, Record with +/-	472
Training Center Sites, Chronology of	280
Top Pick, Dolphins In NFL Draft.....	157
Uniform Numbers, Least Worn	76
Winless Teams in Miami	571

MEDICAL GLOSSARY

AC Joint – Acromioclavicular joint; joint of the shoulder where acromion process of the scapula and the distal end of the clavicle meet; most shoulder separations occur at this point.

Abduct – Movement of any extremity away from the midline of the body. This action is achieved by an abductor muscle.

Abrasion – Any injury which rubs off the surface of the skin.

Abscess – An infection which produces pus; can be the result of a blister, callus, penetrating wound or laceration.

Adduct – Movement of an extremity toward the midline of the body. This action is achieved by an adductor muscle.

Achilles' Tendon – The tendon at the back of the heel.

Adhesion – Abnormal adherence of collagen fibers to surrounding structures during immobilization following trauma or as a complication of surgery which restricts normal elasticity of the structures involved.

Aerobic – Exercise in which energy needed is supplied by oxygen inspired and is required for sustained periods of vigorous exercise with a continually high pulse rate.

Anabolic Steroids – Steroids that promote tissue growth by creating protein in an attempt to enhance muscle growth.

The main anabolic steroid is testosterone (male sex hormone).

Anaerobic – Exercise without use of oxygen as an energy source; short bursts of vigorous exercises.

Anaphylactic Shock – Shock that is caused by an allergic reaction.

Anterior Compartment Syndrome – Condition in which swelling within the anterior compartment of the lower leg jeopardizes the viability of muscles, nerves and arteries that serve the foot. In severe cases, emergency surgery is necessary to relieve the swelling and pressure.

Anterior Cruciate Ligament (ACL) – A primary stabilizing ligament within the center of the knee joint that prevents hyperextension and excessive rotation of the joint. A complete tear of the ACL necessitating reconstruction could require up to 12 months of rehabilitation.

Anterior Talofibular Ligament – A ligament of the ankle that connects the fibula (lateral ankle bone) to the talus. This ligament is oft times subject to sprain.

Anti-Inflammatory – Any agent which prevents inflammation, such as aspirin or ibuprofen.

Anteriogram – A film demonstrating arteries after injection of a dye.

Arthrogram – X-ray technique for joints using air and/or dye injected into the affected area; useful in diagnosing meniscus tears of the knee and rotator cuff tears of the shoulder.

Arthroscope – An instrument used to visualize the interior of a joint cavity.

Arthroscopy – A surgical examination of the internal structures of a joint by means for viewing through an arthroscope. An arthroscopic procedure can be used to remove or repair damaged tissue or as a diagnostic procedure in order to inspect the extent of any damage or confirm a diagnosis.

Articular Cartilage – Cartilage lining the opposing surfaces of bones.

Aspiration – The withdrawal of fluid from a body cavity by means of a suction or siphonage apparatus, such as a syringe.

Atrophy – To shrivel or shrink from disuse, as in muscular atrophy.

Avascular Necrosis – Death of a part due to lack of circulation.

Avulsion – The tearing away, forcibly, of a part or structure.

Baker's Cyst – Localized swelling of a bursa sac in the posterior knee as a result of fluid that has escaped from the knee capsule. A Baker's cyst indicates that there is a trauma inside the knee joint that leads to excessive fluid production.

Bone Scan – An imaging procedure in which a radioactive-labeled substance is injected into the body to determine the status of a bony injury. If the radioactive substance is taken up the bone at the injury site, the injury will show as a "hot spot" on the scan image. The bone scan is particularly useful in the diagnosis of stress fractures.

Brachial Plexus – Network of nerves originating from the cervical vertebrae and running down to the shoulder, arm, hand, and fingers.

Bruise – A discoloration of the skin due to an extravasation of blood into the underlying tissues.

Burner – Common term for brachial plexus trauma in the neck. Usually results in burning or tingling sensation into the shoulder or arm when the neck is forced beyond the normal range of motion.

Bursa – A fluid-filled sac that is located in areas where friction is likely to occur, then minimizes the friction; for example between a tendon and bone.

Capsule – An enclosing structure which surrounds the joint and contains ligaments which stabilize that joint.

Cartilage – Smooth, slippery substance preventing two ends of bones from rubbing together and grating.

CAT Scan – Use of a computer to produce a cross sectional view of the anatomical part being investigated from X-ray data.

Cellulitis – Inflammation of cellular or connective tissue.

Cervical Vertebrae – Group of seven vertebrae located in the neck.

Charley Horse – A contusion or bruise to any muscle resulting in intramuscular bleeding. No other injury should be called a charley horse.

Chondral Fracture – Fracture to the chondral (cartilaginous) surfaces of bone.

Chondromalacia – A roughening of the cartilage surface. Best known for the roughening of the underside of the kneecap.

Clavical – The collar bone; the bone connecting the breastbone with the shoulder blade.

Colles' Fracture – A fracture of the distal end of the radius with the lower end being displaced backward.

Concentric Muscle Contraction – A shortening of the muscle as it develops tension and contracts to move a resistance.

Concussion – Jarring injury of the brain resulting in dysfunction. It can be graded as mild, moderate or severe depending on loss of consciousness, amnesia and loss of equilibrium.

Contusion – An injury to a muscle and tissues caused by a blow from a blunt object.

Cortical Steroids – Used to suppress joint inflammation.

Cortisone – An anti-inflammatory medication.

Costochondral – Cartilage that separates the bones within the rib cage.

Cryokinetics – Treatment with cold and movement.

Cryotherapy – A treatment with the use of cold.

Cyst – Abnormal sac containing liquid or semi-solid matter.

Debridement – The removal of foreign material and dead or damaged tissue.

Degenerative Joint Disease – Changes in the joint surfaces as a result of repetitive trauma.

Deltoid Ligament – Ligament that connects the tibia to bones of the medial aspect of the foot and is primarily responsible for stability of the ankle on the medial side. Is sprained less frequently than other ankle ligaments.

Deltoid Muscle – Muscles at top of the arm, just below the shoulder, responsible for shoulder motions to the front, side and back.

Disc, Intervertebral – A flat, rounded plate between each vertebrae of the spine. The disc consists of a thick fiber ring which surrounds a soft gel-like interior. It functions as a cushion and shock absorber for the spinal column.

Dislocation – Complete displacement of joint surfaces.

Eccentric Muscle Contraction – An overall lengthening of the muscle as it develops tension and contracts to control motion performed by an outside force; oft times referred to a "negative" contraction in weight training.

Eccymosis – Bleeding into the surface tissue below the skin, resulting in a "black and blue" effect.

Edema – Accumulation of fluid in organs and tissues of the body; swelling.

Effusion – Accumulation of fluid, in various spaces in the body, or the knee itself. Commonly, the knee has an effusion after an injury.

Electrical Galvanic Stimulation (EGS) – An electrical therapeutic modality that sends a current to the body at select voltages and frequencies in order to stimulate pain receptors, disperse edema, or neutralize muscle spasms among other functional applications.

Electromyogram (EMG) – Test to determine nerve function.

Epicondylitis – Inflammation in the elbow due to overuse.

Ethyl Chloride – "Cold spray"; a chemical coolant sprayed onto an injury site to produce a local, mild anesthesia.

Fascia – A connective tissue sheath consisting of fibrous tissue and fat which unites the skin to the underlying tissues.

Fat Percentage – The amount of body weight that is adipose, fat tissue. Fat percentages can be calculated by underwater weighing, measuring select skinfold thickness, or by analyzing electrical impedance.

Femur – Thigh bone; longest bone in the body.

Fibula – Smaller of the two bones in the lower leg; runs from knee to the ankle along the outside of the lower leg.

Flexibility – The ability of muscle to relax and yield to stretch forces.

Flexibility Exercise – General term used to describe exercise performed by a player to passively or actively elongate soft tissue without the assistance of an athletic trainer.

Fracture – Breach in continuity of a bone. Types of fractures include simple, compound, comminuted, greenstick, incomplete, impacted, longitudinal, oblique, stress, or transverse.

Gamekeeper's Thumb – Tear of the ulnar collateral ligament of the metacar-pophalangeal joint of the thumb.

Glycogen – Form in which foods are stored in the body as energy.

Grade One Injury – A mild injury in which ligament, tendon, or other musculoskeletal tissue may have been stretched or contused, but not torn or otherwise disrupted.

Grade Two Injury – A moderate injury when musculoskeletal tissue has been partially, but not totally, torn which causes appreciable limitation in function of the injured tissue.

Grade Three Injury – A severe injury in which tissue has been significantly, and in some cases totally, torn or otherwise disrupted causing a virtual total loss of function.

Hamstring – Category of muscle that runs from the buttocks to the knee along the back of the thigh. It functions to flex the knee, and is oft times injured as a result of improper conditioning or lack of muscle flexibility.

Heat Cramps – Painful muscle spasms of the arms or legs caused by excessive body heat and depletion of fluids and electrolytes.

Heat Exhaustion – Mild form of shock due to dehydration because of excessive sweating when exposed to heat and humidity.

Heat Stroke – Condition of rapidly rising internal body temperature that overwhelms the body's mechanisms for release of heat and could result in death if not cared for appropriately.

Heel Cup – Orthotic device that is inserted into the shoe and worn under the heel to give support to the Achilles tendon and help absorb impacts at the heel.

Hematoma – Tumor-like mass produced by an accumulation of coagulated blood in a cavity.

Hip Pointer – Contusion to the iliac crest.

Hot Pack – Chemical pack that rests in water, approximately 160 degrees, and retains its heat for 15-20 minutes when placed in a towel for general therapeutic application.

Humerus – Bone of the upper arm that runs from the shoulder to the elbow.

Hydrotherapy – Treatment using water.

Hyperextension – Extreme extension of a limb or body part.

Illiotalibial Band – A thick, wide fascial layer that runs from the iliac crest to the knee joint and is occasionally inflamed as a result of excessive running.

Impingement Syndrome – Pinching together of the supraspinatus muscle and other soft tissue in the shoulder, which is common in throwing.

Inflammation – The body's natural response to injury in which the injury site might display various degrees of pain, sweating, heat, redness, and/or loss of function.

Internal Rotation – Rotation of a joint or extremity medially, to the inside.

Lateral Collateral Ligament (LCL) – Ligament of knee attaching lateral femoral condyle to the fibula head. It provides lateral stability to the knee.

Lesion – Wound, injury or tumor.

Ligament – Band of fibrous tissue that connects bone to bone or bone to cartilage and supports and strengthens joints.

Lumbar Vertebrae – Five vertebrae of the lower back that articulate with the sacrum to form the lumbosacral joint.

Malleolus – Rounded projection on either side of the ankle joint.

Magnetic Resonance Imaging (MRI) – Imaging procedure in which a radio frequency pulse causes certain electrical elements of the injured tissue to react to this pulse and through this process a computer display and permanent film establish a visual image. MRI does not require radiation and is very useful in the diagnosis of soft tissue, disc, and meniscus injuries.

Medial Collateral Ligament (MCL) – Ligament of knee attaching to medial femoral condyle and to medial tibia. It provides medial stability to the knee.

Medial Retinaculum – The band of connective tissue that attaches to the medial structures of the knee joint, including the patella and patellar tendon.

Meniscectomy – An intra-articular surgical procedure of the knee by which all or part of the damaged meniscus is removed.

Meniscus – Crescent shaped cartilage, usually pertaining to the knee joint; also known as “cartilage.” There are two menisci in the knee, medial and lateral. These work to absorb weight within the knee and provide stability.

Metacarpals – Five long bones of the hand, running from the wrist to the fingers.

Metatarsals – Five long bones of the foot, running from the ankle to the toes.

Myositis – Inflammation of a muscle.

Necrotic – Relating to death of a portion of tissue.

Neoprene – Lightweight rubber used in joint and muscle sleeves designed to provide support and/or insulation and heat retention to the area.

Neuritis – Inflammation of a nerve.

Orthotic – Any device applied to or around the body in the care of physical impairment or disability, commonly used to control foot mechanics.

Parasthesia – Sensation of numbness or tingling, indicating nerve irritation.

Patella – The kneecap. The patella functions to protect the distal end of the femur as well as increase the mechanical advantage and force generating capacities of the quadriceps muscle group.

Patella Tendinitis – Inflammation of the patella ligament; also known as “jumpers knee.”

Patellar Femoral Joint – Articulation of the kneecap and femur. Inflammation of this joint can occur through: 1) acute injury to the patella, 2) overuse from excessive running particularly if there is an associated knee weakness, 3) chronic wear and tear of the knee, 4) as a result of poor foot mechanics. Patellofemoral irritation can lead to chondromalacia, which in its most chronic condition, could require surgery.

Peroneal Muscles – Group of muscles of the lateral lower leg that are responsible for everting the knee. Tendons of these three muscles are vital to the stability of the ankle and foot.

Phalanx – Any bone of the fingers or toes; plural is phalanges.

Phlebitis – Inflammation of a vein.

Plantar – Pertaining to the sole of the foot.

Plantar Fascia – The tight band of muscle beneath the arch of the foot.

Plica – Fold of tissue in the joint capsule and a common result of knee injury.

Pneumothorax – A collection of air or gas that enters the cavity surrounding the lungs as a result of a perforation through the chest wall or the cavity wall.

Posterior Cruciate Ligament (PCL) – A primary stabilizing ligament of the knee that provides significant stability and prevents displacement of the tibia backward within the knee joint. A complete tear of this ligament necessitating reconstruction could require up to 12 months of rehabilitation.

Quadricep Muscles “Quads” – A group of four muscles of the front thigh that run from the hip and form a common tendon at the patella; they are responsible for knee extension.

Radiography – Taking of X-rays.

Radius – Forearm bone on the thumb side.

Reconstruction – Surgical rebuilding of a joint using natural, artificial or transplanted materials.

Referred Pain – Pain felt in an undamaged area of body away from the actual injury.

Retraction – The moving of tissue to expose a part or structure of the body.

Rotator Cuff – Comprised of four muscles in the shoulder area that can be irritated by overuse. The muscles are the supraspinatus (most commonly injured), infra-spinatus, teres minor, and subscapularis.

Rotator Cuff Impingement Syndrome – A microtrauma or overuse injury caused by stress, and the four stages are: 1) Tendinitis with temporary thickening of the bursa and rotator cuff; 2) Fiber dissociation in the tendon with

permanent thickening of the bursa and scar formation; 3) A partial rotator cuff tear of less than 1 cm.; and 4) A complete tear of 1 cm. or more.

Sacrum - Group of five fused vertebrae located just below the lumbar vertebrae of the low back.

Scapula - Shoulder blade.

Sciatica - Irritation of the sciatic nerve resulting in pain or tingling running down the inside of the leg.

Sciatic Nerve - Major nerve that carries impulses for muscular action and sensations between the low back and thigh and lower leg; it is the longest nerve in the body.

Shin Splint - A catch-all syndrome describing pain in the shin that is not a fracture or tumor and cannot be defined otherwise.

Sorbothane - An energy absorbing polyurethane utilized in some foot orthotics to absorb shock forces of the foot.

Spasm (Theory) - Muscle soreness induced by exercise; is the result of reduced muscle blood flow, which results in pain.

Spleen - Large, solid organ responsible for the normal production and destruction of blood cells.

Spondylitis - Inflammation of one or more vertebrae.

Spondylolisthesis - Forward displacement of one vertebrae over another below it due to a developmental defect in the vertebrae.

Spondylosis - Abnormal vertebral fixation or immobility.

Sprain - Injury resulting from a stretch or twist of the joint and causes various degrees of stretch or tear of a ligament or other soft tissue at the joint.

Sternum - The breast bone.

Steroids - Any one of a large number of hormone-like substances. See Anabolic steroids and cortical steroids.

Stinger - Common term for plexus trauma in the neck.

Strain - Injury resulting from a pull or torsion to the muscle or tendon that causes various degrees of stretch or tear to the muscle or tendon tissue.

Stress Fracture - A hair-line type of break in a bone caused by overuse.

Stress X-ray - A continual X-ray taken when a portion of the body is stressed to its maximum in order to determine joint stability. This is a test utilized in some ankle injuries.

Stretching - Any therapeutic maneuver designed to elongate shortened soft tissue structures and thereby increase flexibility.

Subluxation - Partial dislocation of a joint. The term usually implies that the joint can return to its normal position without formal reduction.

Talus - The ankle bone that articulates with the tibia and fibula to form the ankle joint.

Target Heart Rate - A pre-determined pulse to be obtained during exercise when circulation is working at full efficient capacities.

Tarsals - Group of seven bones of the foot consisting of the calcaneal, talus, cuboid and three cuneiform bones.

Temporomandibular Joint (TMJ) - The articulation of the jaw and skull; considered by some to be vital in resolution of injuries throughout the body.

Tendinitis - Inflammation of the tendon and/or tendon sheath, caused by chronic overuse or sudden injury.

Tendon - Tissue that connects muscle to bone.

Tennis Elbow - General term for lateral elbow pain.

Thoracic - Group of twelve vertebrae located in the thorax and articulate with the twelve ribs.

Thoracic Outlet Compression Syndrome - A neuro-vascular disorder of the upper extremity common in throwing.

Tibia - Larger of the two bones of the lower leg and is the weight-bearing bone of the shin.

Tomograph - A special type of X-ray apparatus that demonstrates an organ or tissue at a particular depth.

Trachea - The windpipe.

Transcutaneous Electrical Nerve Stimulator (TENS) - An electrical modality that sends a mild current through pads at the injury site which stimulates the brain to release the natural analgesic, endorphin.

Transverse Process - Small lateral projection off the right side and left side of each vertebrae that functions as an attachment site for muscles and ligaments of the spine.

Trapezius - Flat triangular muscle covering the posterior surface of the neck and shoulder.

Triceps - Muscle of the back of the upper arm, primarily responsible for extending the elbow.

Turf Toe - Sprain of the metatarsophalangeal (MTP) joint of the great toe.

Ulna - Forearm bone that runs from the tip of the elbow to the little finger side of the wrist.

Ulnar Nerve - Nerve in elbow commonly irritated from excessive throwing.

Ultrasound - An electrical modality that transmits a sound wave through an applicator into the skin to the soft tissue in order to heat the local area for relaxing the injured tissue and/or disperse edema.

Valgus - Angulation outward and away from the midline of the body.

Varus - Angulation inward and toward the midline of the body.

Vasoconstriction - Decrease of local blood flow.

Vasodilation - Increase of local blood flow.

"Wind Knocked Out" - Syndrome describing a contraction of the abdominal nerve trunk, the solar plexus, as a result of an abdominal contusion.

Wrist - The junction between the two forearm bones (radius and ulna) and the eight wrist bones (trapezium, trapezoid, capitate, hamate, pisiform, triquetrum, lunate and scaphoid).

Zygoma - The cheekbone.