

2015 SCHEDULE

PRESEASON

DATE	OPPONENT	TIME	NETWORK
Thurs., Aug. 13	at Chicago Bears	8:00 p.m.	WFOR
Sat., Aug. 22	at Carolina Panthers	7:00 p.m.	WFOR
SAT., AUG. 29	ATLANTA FALCONS	7:00 P.M.	WFOR
THUR., SEPT. 3	TAMPA BAY BUCCANEERS	7:00 P.M.	WFOR

REGULAR SEASON

Sun., Sept. 13	at Washington Redskins	1:00 p.m.	CBS
Sun., Sept. 20	at Jacksonville Jaguars	4:05 p.m.	CBS
SUN., SEPT. 27	BUFFALO BILLS	4:25 P.M.	CBS
SUN., OCT. 4	NEW YORK JETS (LONDON)	9:30 A.M.	CBS
Sun., Oct. 11	BYE WEEKEND		
Sun., Oct. 18	at Tennessee Titans	1:00 p.m.*	CBS
SUN., OCT. 25	HOUSTON TEXANS	1:00 P.M.*	CBS
Thurs., Oct. 29	at New England Patriots	8:25 p.m.	NFLN
Sun., Nov. 8	at Buffalo Bills	1:00 p.m.*	CBS
Sun., Nov. 15	at Philadelphia Eagles	1:00 p.m.*	CBS
SUN., NOV. 22	DALLAS COWBOYS	1:00 P.M.*	FOX
Sun., Nov. 29	at New York Jets	1:00 p.m.*	CBS
SUN., DEC. 6	BALTIMORE RAVENS	1:00 P.M.*	CBS
MON., DEC. 14	NEW YORK GIANTS	8:30 P.M.	ESPN
Sun. Dec. 20	at San Diego Chargers	4:25 p.m.*	CBS
SUN., DEC. 27	INDIANAPOLIS COLTS	1:00 P.M.*	CBS
SUN., JAN. 3	NEW ENGLAND PATRIOTS	1:00 P.M.*	CBS

All Starting Times Are Eastern Time

* Game whose kickoff time can potentially be moved, including 8:15 p.m. on NBC-TV.

CREDITS

The 2015 Miami Dolphins Media Guide was published by Scott Stone and written and edited by Jason Jenkins, Matt Taylor, Theresa Manahan, Hank Nathan, Gayle Baden, Michael Farnham, Fitz Ollison and Harvey Greene. Special thanks to the Pro Football Hall of Fame and the Elias Sports Bureau for their help and assistance. Editors Emeritus include Jeff Blumb, "Fudge" Browne, Charlie Callahan, Beano Cook, Tom Grimes, Neal Gulkis, Mike Hanson, Dick Horning, Bob Kearney, Seth Levit, Arthur Mickelson, Chip Namias, Michael Pehanich, Mike Rathet, Eddie White and Rodney Wood. Photography by Jon Willey and printing by Franklin Dodd Communications.

INDEX

- A -

All-Time Dolphins Won-Lost Records	338
Attendance	504-506

- B -

Biographies	
Assistant Coaches	31-58
Communications	80-82
Directors and Partners	11
Executives	12-26
Football Operations	59-80
Philbin, Joe	27-31
Players	
Draft Choices	264-271
Rookie Free Agents	271-279
Veterans	108-263
Ross, Stephen M.	9-10
Broadcasters, All-Time	668-669

- C -

Cheerleaders	83
Coldest/Warmest Games	600
Comebacks, Largest	498
Community, Dolphins in the	86-87
Crowds, Dolphins' 10 Largest	503

- D -

Dates, Important 2015-16 NFL	671-672
Dedication	Inside Front Cover
Directory, Ownership and Staff	4-8
Dolphins Are Among The Best	104-105
Dolphins Facts, Index of	663
Dolphins Name	471
Dolphins = Winners	105-107
Dolphins on the Air	666-667
Dolphins vs. the NFL	332-338
Draft, All-Time (1966-2015)	645-654
Draft, All-Time By Position	654
Draft, First Round By Position	654

- F -

Flipper	33
Free Agency, Plan B	660
Free Agents	661-663

- G -

Gallery of Legends	265
Game-By-Game Starters, 2014	306-307
Game-By-Game Statistics, 2014	300-304
Game-By-Game Summaries, 2014	308-328
Game-By-Game Summaries, 2014 Preseason	343-348
Game Status, 2014	305

- H -

Hall of Fame, Dolphins In	601-618
Historical Highlights	506-539
Honors	587-594

- L -

Last Time (Playoffs)	585-586
Last Time (Regular Season)	485-487
Leaders, All-Time	444-460
Leaders, Top 20 Season	461-463
League Leaders, Dolphins	599-600
Logo, Dolphins	107

- M -

Margins, Largest of Victory and Defeat	498
Media Information	669-670
Miami Dolphins Foundation	85

- N -

NFL Men Of The Year.....	26
Numbers, Dolphins By The.....	640-645

- O -

Orange Bowl.....	84
Outstanding Performances, Dolphins.....	464-471
Outstanding Performances, Opponents.....	477-484
Overtime, Dolphins In.....	496-497

- P -

Performance Awards.....	594-596
Players of the Week & Month, AFC/NFL.....	597-598
Playoff History.....	539-572
Playoff Leaders, All-Time.....	581-584
Playoff Records, Dolphins Individual.....	573-576
Playoff Records, Dolphins Team.....	576-578
Playoff Records, Opponents.....	579-580
Preseason, All-Time Results.....	349-354
Preseason, Miami In.....	339
Prime Time Dolphins.....	501-502
Pro Bowl Selections.....	589
Pronunciation Guide.....	282-283

- R -

Rankings, 2014 NFL.....	298-299
Record, Home and Away.....	499
Record, Month-By-Month.....	500
Records, Dolphins Individual.....	419-435
Records, Dolphins Team.....	436-444
Records, Opponents Individual.....	472-476
Retired Jerseys.....	619
Robbie Alumni Plaza.....	49
Roster Moves, 2014-15.....	328-331
Roster, 2015 Rookie and First-Year.....	282-283
Roster, 2015 Numerical.....	285
Roster, 2015 Positional.....	284
Roster, 2015 Veteran.....	280-281
Roster, All-Time Players and Coaches.....	620-639

- S -

Schedule, 2015 Dolphins.....	1
Schedule, 2015 NFL.....	664-665
Season Leaders, Top 20.....	461-463
Service, Length of.....	640
Shula, Don Statue.....	21
Statistical Bests, 2014.....	291-298
Statistics, 2014 Dolphins.....	286-290
Statistics, 2014 Preseason.....	339-343
Sun Life Stadium.....	88-98
Sun Life Stadium Modernization Project.....	10
Sun Life Stadium Parking Map.....	99
Sun Life Stadium Seating Diagram.....	98

- T -

T.D. Biography.....	84
Top Tens, Opponents.....	476-477
Trades (1966-2015).....	654-659
Training Facility, Dolphins.....	100-101

- W -

What To Look For in 2015.....	102-103
Where They've Come From.....	639-640

- Y -

Year-By-Year Final Statistics (1966-2014).....	370-418
Year-By-Year Leaders.....	487-494
Year-By-Year Offense and Defense.....	494-496
Year-By-Year Scores.....	354-369

OWNERSHIP AND STAFF DIRECTORY

MIAMI DOLPHINS CORPORATE HEADQUARTERS

Sun Life Stadium
347 Don Shula Drive
Miami Gardens, FL 33056
(305) 943-8000 - Office • (888) FINS-TIX - Tickets

MIAMI DOLPHINS TRAINING FACILITY

7500 SW 30th Street
Davie, FL 33314
(954) 452-7000

Chairman of the Board/Managing General Partner.....	Stephen M. Ross
Vice-Chairman/Partner	Jorge Perez
Vice-Chairmen	Donald F. Shula, Matt Higgins
Partners	Marc Anthony, Emilio Estefan, Gloria Estefan, Fergie, Serena Williams, Venus Williams

EXECUTIVES

President and Chief Executive Officer	Tom Garfinkel
Executive Vice President, Football Operations.....	Mike Tannenbaum
General Manager	Dennis Hickey
Executive Vice President of Football Administration	Dawn Aponte
Senior Vice President, Operations (Sun Life Stadium)	Todd Boyan
Senior Vice President, Chief Financial Officer	Chris Clements
Senior Vice President, Operations (Davie)	Bill Galante
Senior Vice President, Chief Technology Officer	Tery Howard
Senior Vice President, Communications and Community Affairs.....	Jason Jenkins
Senior Vice President, Chief Commercial Officer	Todd Kline
Senior Vice President, Special Projects and Alumni Relations	Nat Moore
Senior Vice President, General Counsel	Myles Pistorius
Senior Vice President, Stadium Renovation	Bill Senn
Senior Vice President, Chief Marketing Officer	Jeremy Walls
Vice President, Partnership Activation and Retention	Nicole Bienert
Vice President, Ticket Sales and Service	Nick Forro
Vice President, Historical Affairs	Harvey Greene
Special Advisor to the President and CEO	Dan Marino

FOOTBALL OPERATIONS

COACHING

Head Coach.....	Joe Philbin
Assistant Defensive Backs	Blue Adams
Defensive Backs.....	Lou Anarumo
Offensive Line.....	John Benton
Assistant Offensive Line.....	Jack Bicknell Jr.
Assistant Defensive Line	Charlie Bullen
Defensive Assistant	Jeff Burris
Tight Ends	Dan Campbell
Assistant Linebackers.....	David Corrao
Defensive Coordinator.....	Kevin Coyle
Linebackers	Mark Duffner
Assistant Quarterbacks.....	Ben Johnson
Head Strength and Conditioning	Darren Krein
Offensive Coordinator	Bill Lazor
Assistant Special Teams	Marwan Maalouf
Offensive Assistant	Ben Martin
Assistant Wide Receivers	Phil McGeoghan
Running Backs	Jeff Nixon
Wide Receivers	Ken O'Keefe
Assistant Strength and Conditioning	Dave Puloka
Special Teams Coordinator	Darren Rizzi
Sports Science Analyst	Dave Regan
Quarterbacks	Zac Taylor
Defensive Line	Terrell Williams
Assistant to the Head Coach	Jay Kaiser
Executive Assistant to Head Coach	Anne Rodriguez

FOOTBALL SUPPORT

Director, Team Security	Stuart Weinstein
Director, Player Engagement	Kaleb Thornhill
Director, Team Operations	Scott Bullis
Team Operations Coordinator	Matt Langer

PLAYER PERSONNEL

Assistant General Manager	Eric Stokes
Director, Player Personnel	Joe Schoen
Director, College Scouting	Chris Grier
Director, Pro Personnel.....	Anthony Hunt
Director, Football Administration	Ryan Herman
Senior Scout.....	Terry Bradway
College Scouts	Ron Brockington, Chris Buford, Adam Engroff, Lenny McGill, Matt Winston
Pro Scout	Max Gruder
Player Personnel Coordinator	Chase Leshin
Pro Personnel Assistant.....	Chris Rossetti
Scouting Assistant	JP McGowan
Director, Analytics	Dennis Lock
Football Analyst	Thomas Pasquali
Executive Assistants/Football Operations	Annie Berger, Irma Gonzalez

SPORTS PERFORMANCE

Director, Sports Performance	Wayne Diesel
Team Nutritionist	Mary Ellen Bingham

ATHLETIC TRAINING

Head Athletic Trainer	Ryan Grove
Assistant Athletic Trainers	Troy Maurer, Naohisa Inoue
Assistant Athletic Trainer/Physical Therapist	Jonathan Gress

EQUIPMENT

Equipment Manager.....	Joe Cimino
Assistant Equipment Manager	Charlie Thiele
Equipment Assistants	Steve Guida, Jon Swede

VIDEO

Video Director.....	Mike Nobler
Assistant Video Director	Dane Chester
Video Assistants.....	Ninno DePatrick, Chris Plaster, Matt Shula

BUSINESS OPERATIONS

ALUMNI RELATIONS

Alumni Relations Manager	Ana Cook
--------------------------------	----------

BROADCAST OPERATIONS

Broadcast Technical Director	Tomas Ruiz
Broadcast Distribution Manager	Heather Pearson
Broadcast Operations Technician	Doug Erwin

COMMUNICATIONS

Director of Football Communications	Matt Taylor
Communications Manager	Theresa Manahan
Football Communications Manager.....	Hank Nathan
Communications Coordinators	Gayle Baden, Michael Farnham
Senior Manager of Player Relations	Ann Hake

COMMUNITY AFFAIRS AND YOUTH PROGRAMS

Senior Director of Community Affairs	Twan Russell
Director of Community Affairs.....	Leslie Nixon
Manager of Youth and Community Affairs	Troy Drayton
Community Relations Coordinator	Ashley Gillis
Special Teams Coordinator	Christian Setian
Youth Programs Coordinator	Alexandra Walewski

CONTENT AND CREATIVE SERVICES

Managing Director, Content and Creative	Surf Melendez
Senior Director, Programming and Production	Jeff Griffith
Director, Digital and Historical Affairs	Kristin Hingston
Director, Creative Services and Photography	Jon Willey
Senior Producers/Editors	Matt Bergbauer, Will Posthumus
Producers/Editors	Thomas Frenette, Jeff Meyer, Jason Su
Senior Manager, Creative Services and Photography	Jeff Nguyen
Graphic Designer	Everton Allen

CORPORATE PARTNERSHIPS

Managing Director, New Stadium Partnerships and Strategy	Jared Schoenfeld
Director, Corporate Partnerships	Dave Murphey
Director, New Stadium Partnerships	David Helfman
Manager, New Stadium Partnerships	Sarah Freedman
Manager, Event Sponsorships and Sales	Michael Miranda
Account Manager, New Stadium Partnerships	Stephanie Webber
Account Executives	Josh Goldblatt, David Rigby
Senior Manager, Partnership Activation	Katie Hubert
Partnership Activation Account Managers	Kathy Garcia, Steve Postma, Rebecca Rowley Brian Saal, Avani Sharma, Melissa Silberman
Traffic, Continuity and Activation Coordinator	Amanda Wiener

DIGITAL MEDIA

Senior Director, Digital and Print Media	Scott Stone
Social Media Manager	Vince Pannozzo
Content Manager	Jon Cope
Broadcaster and Programming Manager	Greg Likens
Multimedia Host	John Congemi
Multimedia Reporter	Tristin Jones
Multimedia Producer	Logan McCall

DOLPHINS CANCER CHALLENGE

Chief Executive Officer	Michael Mandich
Director, Communications and Corporate Team Development	Jennifer DeWitt
Director, Operations and Logistics	Amanda Chase
Sponsorships Coordinator	Alec Hamilton
Communications Coordinator	Olivia Truby
Operations and Logistics Manager	Will Leahy

ENTERTAINMENT AND BRAND IMPACT

Senior Director, Brand Impact and Entertainment	Dorie Grogan
Senior Manager, Entertainment and Brand Impact	Katherine Milliken
Senior Manager, Game Entertainment and Cheerleaders	Jamie Quadrozzi
Manager, Promotions and Brand Impact	Sergio Xiques
Coordinator, Cheerleading	Ariana Aubert
Coordinator, Member Events	Christie Bonk
Coordinator, Entertainment and Event Operations	Ryan Labell
Coordinator, Game Entertainment	Kelly Heinle

FINANCE AND ADMINISTRATION

Senior Director, Accounting	Betsy Christy
Director, Legal and Government Affairs	Marcus Bach-Armas
Director, Finance Operations	Michael Geraci
Senior Accountant	Dionne Harris-Pierre
Staff Accountants	Molly Venters, Horace Walfall
Accounts Payable Manager	Craig Heil
Payroll Manager	Fabiana DeCicco
Business Analytics	Max Napolitano
Accounts Payable Specialist	Michel Lopez
Payroll Specialist	Marcela Villaneda
Executive Assistant to the CEO	Anita Barton
Executive Assistant to the CRO and CCO	Rebecca Wright
Executive Assistant, Stadium Renovation	Laura Mazzali

HUMAN RESOURCES

Senior Director, Human Resources	Brandon Shore
Director, Human Resources	Jeremy Campos
Human Resources Representative	Hayle Krigel
Executive Assistant, Human Resources and Administration	StephAnnie Miller

INFORMATION TECHNOLOGY

Senior Director, Business Systems	Ramon Ebert
Director, Server and Infrastructure Support Services	Joe Curbelo
Director, Football Systems Development	Alexander R. Corris
Senior Manager, Infrastructure and Networking.....	Ozzy Macias
Manager, CRM Systems Development	Ray Pimienta
Manager, Business Process Development	Andrea Lowry
Business Intelligence Architect	Rao Bandarupalli
Telecommunications Manager	Juan Basto
Database Architect.....	Carl Harris
Business Systems Analyst.....	Joshua Sheetz
Network Support and Services Administrators.....	Guillermo Ardon, Carlos Olivares, Jaime Valderrama, Danny Vazquez
Help Desk Coordinator	Nathan Ramos
Administrative Assistant	Keri Seiple-Rumaner

MARKETING

Director, Marketing	Patrick Arthur
Coordinator, Marketing	Jordan Catrair
Account Coordinators	William Anderson, Alex Parker, Brittany Reid

OPERATIONS - TRAINING FACILITY

Facility Security	John Nessler
Senior Facility Engineer	Craig Ferguson
Grounds Superintendent	Edwin Lamour
Assistant Head Groundskeeper.....	Mark Mroczkowski
Maintenance Worker	Ferdinand Titre
Receptionist	Valerie Tucci

TICKET SALES AND MEMBERSHIP SERVICES

Senior Director, Business Development and Premium Sales	David Baldwin
Senior Director, Membership and Premium Services.....	Jason Green
Senior Director, Ticket Operations and CRM.....	Ben Roller
Director, Membership Services	Kat Malara
Senior Manager, Business Development.....	Joel Adams
Senior Manager, Group Sales	David Mack
Managers, Ticket Operations.....	Wesley Serrato, Chiara Deluca
CRM Coordinator	Ephraim Perez
Ticket Operations Coordinator.....	Kevon Barrington
Senior Group Sales Account Executives	Brian Travers, Thomas Eugene
Groups Sales Account Executives	Robert Horvitz, Zenab Keita, Josh Keller, Heath Lay, Todd Rhinehart, Adam Romano
Group Sales Coordinator	Abbey Sutton
Data Analyst.....	Fred Gambino
Senior Account Executive.....	Conway Bennett
Account Executives, Business Development	Patrick Barishaj, Casey Capello, Cole Fedorko, Taylor Forlano, Ricardo Gomez, Richard Lopez, Janet Mellor, Steven Slobodecki
Membership Development Managers	Brendan Boyle, Moni Gerbini
Membership Development Associates.....	Bryan Babbo, Jamaal Brown, Mike Ciolek, Jeremy Clardy, James Cooper, Melissa Darusz, Philicia Douglas, Alex Driggers, Christopher Motley, Nolan O'Connor, Danny Pietrafeso, Orlando Prescott, Andre Price, Edward Proctor, Joseph Reynolds, Michael Rosas, Justin Rudolph
Membership Development Coordinator.....	Danielle Marks
Senior Manager, Premium Seating	Jarett Grushka
Senior Manager, Premium Sales	Mike Calvey

Account Managers, Premium Sales	Hairat Agbaje, Adam Geiger, Goyo Perez, Jack Wallin
Manager, Suite Sales	Max Inouye
Manager, Suite Development and Dolphins Business Alliance	Patrick Sullivan
Senior Membership Services Representatives.....	Claudia Doyle, Marcela Orjuela, Deandra Paul, Kenneth Stolberg
Membership Services Representatives	Bernardo Dippolito, Danae Donatello, Andrew Duke, Alex Escarra, Sean Flemming, Michael Hernandez, James Houser, Hunter Latour, Charles Mullings, Gabe Nunez, Danny Pietrafeso, Andre Price, Jenna Sabatini, Casie St. Gelais

SUN LIFE STADIUM

ENGINEERING

Chief Engineer	Rick Schaffer
Assistant Chief Engineer	Todd Ellzey
HVAC Mechanics	David Gallegos, Roger Reinsvold
Mechanic	Jason Moody
Electrician	Richard Harris
Maintenance Workers	Simon Blucher, Eugene Raymonvil, Ronald Reely

GROUNDS

Senior Director, Grounds	Alan Sigwardt
Senior Manager, Field Operations	Thomas Wilson III
Assistant Head Groundskeeper	Tim Collins
Groundskeepers	Christopher Denson, Michael Geiger, Andrew Gilmore, Clive Williams

GUEST SERVICES

Senior Director, Guest Services	Reginald Sperling
Senior Manager, Guest Services	Gwen McCormick
Senior Guest Services Representative	Charles Moore
Guest Services Representative	Adrian Garcia-Cortazar
Receptionists.....	Johany Peralta, Lukas Mason

HOUSEKEEPING

Director, Housekeeping	Marcello Essabba
Manager, Housekeeping	Elena Pasat
Manager, Post-Event	Cesar Naranjo
Post-Event Assistant	James Altidor
Day Supervisor	Derrick Brookins
Administrative Assistant.....	Diane Hidalgo

OPERATIONS - SUN LIFE STADIUM

Senior Director, Security	Joe Cicini
Director, Concessions and Retail Management.....	Ben Metzger
Director, Operations	Frank Losito
Director, Parking	Alan Riano
Manager, Operations.....	Alex Besteiro
Parking Operations Manager	Donald Rubio
Office Manager	Heidi Alfassa
Set-Up Crew Supervisor.....	Tommy Bell
Set-Up Crew	Withfield Blucher, Devon Fletcher
Event Operations Coordinators	Richard Cumberland, Samantha Johnson, Eric Rodriguez
Mail Attendant	Mark Leone
Administrative Assistant.....	Maggie Deeb



STEPHEN M. ROSS

**CHAIRMAN OF THE BOARD/
MANAGING GENERAL PARTNER**

COLLEGE: MICHIGAN // NFL: EIGHTH SEASON // DOLPHINS: EIGHTH SEASON

Stephen M. Ross, Chairman and Founder of Related Companies – an international real estate firm – began his ownership interest in the Miami Dolphins in February of 2008 when he became a 50 percent partner with H. Wayne Huizenga in the team, Sun Life Stadium and the surrounding developable land. He increased that share to a 95 percent ownership of the team and the stadium on January 20, 2009 and assumed the responsibility of Managing General Partner of both the Dolphins and the stadium, which culminated one of his long-held dreams; Mr. Ross grew up in South Florida and the Dolphins have been a lifetime passion for him.

Under Mr. Ross' leadership, the Dolphins have become one of the most fan-friendly teams in the National Football League. They have significantly expanded the Miami Dolphins Foundation's presence in the South Florida community with a host of new civic and charitable initiatives. Additionally, Mr. Ross reached a unique agreement with Miami-Dade County in June of 2014 to modernize the home stadium of the Miami Dolphins. Phase I of the project involves changing every seat in the stadium and rebuilding the concourses on the 100 and 300 levels. Every seat in the stadium will be brand new and fans will notice improved food and enhanced concourses throughout the entire facility. Phase II will involve the installation of a state-of-the-art canopy that will keep as many as 91 percent of the spectators in the shade and protected from the rain, depending on the time of the day and the month, and four giant high-definition video boards, as well as upgrading the concourse at the 200 level. Also, Mr. Ross has lived up to his pledge to provide the coaches, staff and players all of the necessary resources to build a winning team, including a multi-million dollar renovation of the club's training facility over the past two seasons.

In 2012, Mr. Ross and Matt Higgins founded RSE Ventures, a multi-national sports and entertainment venture firm with a focus on new technologies. Today, RSE Ventures owns and operates a diverse group of companies in four interrelated verticals: Sports, Entertainment, Digital, and New Ventures. In addition to building businesses, RSE also actively invests in early stage companies through its partnership with marketing expert and serial entrepreneur, Gary Vaynerchuk. In the summer of 2013, RSE revolutionized the international soccer landscape by organizing the Guinness International Champions Cup, an innovative transformation of the traditional European club preseason tours into a competitive tournament which has attracted hundreds of millions of viewers. The championship game of the tournament is held at Sun Life Stadium.

Mr. Ross, a resident of Palm Beach and New York, formed Related in 1972. Today, the company is considered one of the most successful privately owned real estate firms in the United States, with expertise in fund management, development, acquisitions, property management, marketing and sales. Related is one of the largest owners of affordable housing, has real estate assets valued at \$20 billion and has developed over \$22 billion in real estate assets including the landmark Time Warner Center and Hudson Yards development in New York City, and CityPlace in West Palm Beach.

Mr. Ross graduated from the University of Michigan with a Bachelor of Business Administration degree and from Wayne State University Law School with a Juris Doctor degree. He later received a Master of Laws in Taxation from New York University School of Law. In 2004, the University of Michigan renamed its business school the Stephen M. Ross School of Business at the University of Michigan and in 2011, the school awarded him an honorary Doctor of Laws degree at its commencement.

Mr. Ross is Chairman of the Board of Directors of Equinox Holdings, Inc., and serves on the Executive Committee and is a trustee of Lincoln Center. In addition, he is a trustee of New York-Presbyterian Hospital and the Guggenheim Foundation. He also is a director on the

board of the Culture Shed and the Jackie Robinson Foundation and Chair Emeritus of the Real Estate Board of New York (REBNY), the city's leading real estate trade association. Mr. Ross is also a director on the board of the World Resources Institute (WRI) and recently established the WRI Ross Center for Sustainable Cities, an innovative new initiative to integrate urban planning, sustainable transport, energy and climate change, water resources, and governance.

Over the years, Mr. Ross has received numerous honors for his business, civic, and philanthropic activities. Most recently, he was named a New York Power Player by the New York Times, the Most Powerful Person in New York Real Estate by the New York Observer, Multi-Family Property Executive of the Year by Commercial Property News, and Housing Person of the Year by the National Housing Conference. He also received The National Building Museum Honor Award, REBNY's Harry B. Helmsley Distinguished New Yorker Award and the Jack D. Weiler Award from United Jewish Appeal. Crain's New York named Mr. Ross one of the 100 Most Influential Leaders in Business and he was recognized by NYC & Company with their Leadership in Tourism Award.

In May of 2013, Mr. Ross pledged to give more than half of his estate to philanthropic causes and charitable organizations, including South Florida based institutions. The commitment was made through the Giving Pledge, a long-term global initiative created by Warren Buffett and Bill and Melinda Gates that aims to inspire deeper engagement in philanthropy and increase charitable giving globally.

In February of 2014, Mr. Ross spearheaded a white paper with the NYU Sports and Society program, headed by University Professor Arthur R. Miller and NYU Law Dean and founder of the Sports and Society Program Trevor Morrison, examining the phenomenon of intolerant behavior in sports, and proposing a comprehensive range of initiatives focused on youth athletics to combat them. Mr. Ross is working with Morrison, Miller, a team of NYU Law faculty, alumni, and students, as well as faculty affiliated with NYU to work on a range of linked projects examining the issue.

SUN LIFE STADIUM MODERNIZATION PROJECT

On June 17, 2014, the Miami-Dade County Commission approved by a 7-4 vote a Performance-Based Marquee Event Grant Agreement, which moved forward the Sun Life Stadium modernization plan. The agreement gave bonus payments to the Miami Dolphins for hosting major events in exchange for Dolphins Chairman of the Board/Managing General Partner Stephen Ross being financially responsible for the renovation of the stadium without county assistance.

The agreement, which was designed to help bring marquee events such as Super Bowls, college football championships, college football semifinals, World Cup soccer matches as well as other international soccer events, is for a period of 20 years.


The modernization of the stadium, which commenced on June 28, 2014, is taking place during two off-seasons (2015 and 2016). When complete prior to the 2016 season, the stadium will have a canopy to protect fans from rain and sun, more seats closer to the field, a reduced capacity of approximately 65,000, new HD lighting, upgraded sound system, four new video boards and other modern amenities.



DIRECTORS



JORGE PEREZ
VICE CHAIRMAN



DON SHULA
VICE CHAIRMAN



MATT HIGGINS
VICE CHAIRMAN

PARTNERS



MARC ANTHONY
PARTNER



EMILIO ESTEFAN
PARTNER



GLORIA ESTEFAN
PARTNER



FERGIE
PARTNER



SERENA WILLIAMS
PARTNER



VENUS WILLIAMS
PARTNER



TOM GARFINKEL

PRESIDENT AND CHIEF EXECUTIVE OFFICER

COLLEGE: COLORADO // NFL: THIRD SEASON // DOLPHINS: THIRD SEASON

Tom Garfinkel is in his third season as president and chief executive officer of the Miami Dolphins and Sun Life Stadium. He was named to the position on September 9, 2013.

During Garfinkel's tenure with the organization, he has led an executive team that has grown local revenue, lowered expenses and achieved the highest year-over-year home ticket sales growth in the NFL between 2013 and 2014. He also championed an innovative solution to get Sun Life Stadium renovated into a world-class venue without putting the burden on local taxpayers. The two-year project will ensure that the facility will be transformed into a global entertainment destination for South Floridians to enjoy for many years to come. The new venue will include a roof canopy to shade fans with seats closer to the field, innovative new luxury seating products and vastly improved concessions, security, parking and traffic experiences for fans.

Garfinkel joined the Dolphins after working with the San Diego Padres from 2009-13, where he served as president and chief executive officer. During his tenure with the Padres, Garfinkel led an executive team that grew local revenues and attendance, improved and innovated concessions, implemented new Wi-Fi throughout the ballpark, built a farm system recognized as the best in baseball by ESPN.com in 2012, and negotiated a new landmark local TV contract worth more than \$1.2B. In addition, the team was recognized in a Sports Business Journal survey for having the number one ticket sales and service team in baseball in both 2011 and 2012. Garfinkel also created the first Little League jersey program in Major League Baseball, outfitting over 23,000 Little Leaguers in San Diego with authentic Padres jerseys and hats from every era.

Prior to joining the Padres, Garfinkel was executive vice president and chief operating officer of the Arizona Diamondbacks. During his tenure there, he built a long-term strategic plan for the franchise, led the re-branding of the club and updating of Chase Field, and led a team that produced the highest controllable revenues in the franchise's history in 2008.

Prior to joining the Diamondbacks, Garfinkel spent five years with Chip Ganassi Racing Teams as executive vice president, overseeing all business operations of the 400-employee company. He negotiated more than \$500 million in sponsorship and driver contracts that resulted in a 280 percent increase of annual company revenue during his tenure. While Garfinkel was at Chip Ganassi Racing Teams, the organization won two championships and grew to include three NASCAR Sprint Cup teams, one Nationwide Series team, two IndyCar teams and one Grand-Am team.

Garfinkel's background also includes time at Texaco, Inc. and at Miller Brewing Company. Garfinkel earned a Bachelor of Arts degree from the University of Colorado, Boulder, and a Master of Business Administration degree from the Stephen M. Ross School of Business at the University of Michigan.

Garfinkel lives in Pinecrest, Fla. with his wife and three sons.



MIKE TANNENBAUM

EXECUTIVE VICE PRESIDENT
OF FOOTBALL OPERATIONS

COLLEGE: MASSACHUSETTS // NFL: 19TH SEASON // DOLPHINS: FIRST SEASON

Miami Dolphins Chairman of the Board and Managing General Partner Stephen Ross named Mike Tannenbaum as the team's executive vice president of football operations on January 6, 2015. He originally joined the organization as a consultant in August 2014 and has 18 years of NFL experience at various levels of NFL personnel departments and front offices.

In his role, Tannenbaum oversees and coordinates the effort of football operations and administration. He works together with General Manager Dennis Hickey and Head Coach Joe Philbin, and other senior executives in implementing the philosophy of building a championship caliber football team. In his first full offseason with the Dolphins in 2015, Tannenbaum helped land one of the top unrestricted free agents in four-time Pro Bowl defensive tackle Ndamukong Suh, while also signing another player with a Pro Bowl on his resume in tight end Jordan Cameron, to go along with signing cornerback Brice McCain and trading for wide receiver Kenny Stills. He also was instrumental in signing Pro Bowl center Mike Pouncey and quarterback Ryan Tannehill to contract extensions.

For the past two years (2013-14), Tannenbaum served as a principal at Priority Sports and Entertainment as an agent. Prior to joining Priority, Tannenbaum spent 16 seasons (1997-2012) in various roles for the New York Jets, including his final seven years (2006-12) as the team's executive vice president and general manager. During his time as general manager, the Jets went to the playoffs three times, won four playoff games and made two AFC Championship game appearances.

Tannenbaum began his tenure in New York as director of player contracts in 1997 and was promoted to assistant general manager and director of pro personnel in 2001. In 2004, he was elevated to the role of assistant general manager and senior vice president of football operations before taking on the role of general manager prior to the 2006 season. Tannenbaum's first draft at the helm as general manager began with the selection of two offensive linemen, making the Jets the first team since the 1975 L.A. Rams to select two offensive linemen in the first round. Both left tackle D'Brickashaw Ferguson, chosen fourth overall, and center Nick Mangold, selected 29th overall, were named to various NFL All-Rookie teams and have since been named to multiple Pro Bowls. That draft class started 47 games in 2006 and helped the Jets advance to the first round of the NFL playoffs with a record of 10-6, a six-win improvement from the 2005 campaign.

In Tannenbaum's second draft as GM, the Jets selected two invaluable additions to their defense. Using the trade route, they moved up in rounds one and two to select cornerback Darrelle Revis and linebacker David Harris, respectively. Both emerged as starters as rookies. Revis quickly blossomed into a perennial All-Pro and Harris emerged as one of the game's most consistent linebackers. The 2011 draft generated an immediate impact when Tannenbaum selected first-rounder Muhammed Wilkerson, who started all 16 games on the defensive line during his rookie season.

Tannenbaum began his career in the NFL with the New Orleans Saints in 1994 before accepting the position of player personnel assistant with the Cleveland Browns in 1995. He returned to the Saints for the 1996 season as a player personnel assistant prior to joining the Jets in 1997.

A native of Needham, Mass., Tannenbaum received a degree in accounting from the University of Massachusetts-Amherst and graduated cum laude from Tulane University Law School. He also was selected to the NFL General Managers Advisory Committee in 2008 and appointed to the Board of Directors of the Sports Lawyers Association, while serving as a member of the American Bar Association in the Sports and Entertainment division.



DENNIS HICKEY

GENERAL MANAGER

COLLEGE: TULSA // NFL: 20TH SEASON // DOLPHINS: SECOND SEASON

Dennis Hickey is entering his second season with the Dolphins after Chairman of the Board and Managing General Partner Stephen Ross named him the team's general manager on January 28, 2014. Hickey works together with Executive Vice President of Football Operations Mike Tannenbaum and Head Coach Joe Philbin in implementing the philosophy of building a championship caliber football team. He is responsible for football operations and administration, including directing the college and pro personnel departments. He directs all scouting efforts involving the college draft, free agency, the Canadian Football League and personnel of the other 31 NFL teams.

In his two offseasons with the Dolphins, Hickey has played an important role in acquiring four players with Pro Bowls on their resume, including signing one of the top unrestricted free agents in 2015 in four-time Pro Bowl defensive tackle Ndamukong Suh and tight end Jordan Cameron. He also played a key role in signing Pro Bowl center Mike Pouncey and quarterback Ryan Tannehill to contract extensions. In 2014, he helped bring aboard tackle Branden Albert and resigned cornerback Brent Grimes. In his first season overseeing the team's draft in 2014, the Dolphins selected tackle Ja'Wuan James and wide receiver Jarvis Landry with their first two picks, both of whom were selected to the PFWA All-Rookie team.

Hickey joined the Dolphins after spending 18 years with the Tampa Bay Buccaneers, including three seasons (2011-13) as the team's director of player personnel. During his time as Tampa Bay's director of player personnel, Hickey worked alongside General Manager Mark Dominik to engineer a series of impressive off-seasons both via free agency acquisitions as well as through the NFL draft. In addition to his eye for talent evaluation, Hickey also has a history of scouting and evaluating all levels of professional football including NFL, CFL and the Arena Football League while also handling all aspects of the NFL draft. He also assisted in managing the day-to-day football operations focusing on player personnel, overseeing both the pro personnel and college scouting departments. Along with his football operations duties, Hickey also assisted Dominik and the Buccaneers coaching staff with all transactions made by the team, including daily roster moves, free agency and contract negotiations.

Hickey served as director of college scouting from 2005-09. Prior to taking a senior administrative and personnel role with the Buccaneers, Hickey was a member of the team's college scouting staff where he was responsible for the Midwest region of the country. He joined the Buccaneers as a pro personnel assistant in 1996 following a stint as a coach at Blinn Junior College where he was responsible for coaching the defensive backs as well as recruiting in the state of Texas. Hickey has been a part of programs throughout his career whether on the high school, collegiate or professional level that have gone on to win championships, including a high school state championship in 1989, a junior college national championship in 1990 and a Super Bowl title in 2002. Hickey began his collegiate career as a safety at Coffeyville Community College in Coffeyville, Kansas, where he was a captain and an academic All-American prior to becoming a three-year starter and letter winner at safety for the University of Tulsa. He graduated from the University of Tulsa with a degree in history/education.

Dennis and his wife, Stephanie, have one daughter, Breanna, and one son, Barrett. A passionate supporter of community efforts, Hickey regularly assists with Special Olympics programs throughout South Florida. For the last two summers, Hickey and Dolphins players have met with and held flag football clinics with Special Olympics athletes. Additionally, he hosts local organizations at home games as part of "Hickey's Heroes" through the Dolphins' All-Community Team program. Hickey was recognized for these efforts when he was selected as winner of the Executives Award of the inaugural Steinberg-DeNicola Awards for Humanitarian Service, which was presented during Super Bowl XLIX. The awards are designed to recognize an owner, an executive, a coach, and a player who supports their community through service and charitable actions.



DAWN APONTE

EXECUTIVE VICE PRESIDENT OF FOOTBALL ADMINISTRATION

COLLEGE: DELAWARE // NFL: 25TH SEASON // DOLPHINS: SIXTH SEASON

Dawn Aponte, in her sixth season with the Miami Dolphins, joined the team on February 1, 2010, bringing with her a wealth of football experience at the team and league level. She was promoted to executive vice president of football administration in July 2012 after serving as the club's senior vice president of football operations from 2010-11. Aponte works closely with and in support of Executive Vice President of Football Operations Mike Tannenbaum on all football operations and support functions. She also serves as the team's chief contract negotiator and is responsible for overseeing the day-to-day management of the football business and administration operations, including management and strategic planning of the teams salary cap and financial planning, negotiating and drafting player and football related contracts, the football operations budgets and labor relations issues while also maintaining and cultivating the team's relationship with the NFL and its member clubs. In addition, Aponte serves as the team's liaison on league affairs.

A veteran football executive, Aponte was named to USA Football's Board of Directors on October 17, 2013. As a member of the independent non-profit's board of directors, she helps guide the sport's national governing body in leading the game's development for youth, high school and other amateur football players. USA Football is the official youth football development partner of the NFL, partnering with leading medical organizations and collaborating with football stakeholders for a better, safer game through coaching education and player skill advancement.

Aponte also was selected by the NFL to make a presentation in 2013 at the league's Career Development Symposium at the University of Pennsylvania Wharton School of Business.

Aponte joined the Dolphins after spending the 2009 season as vice president of football administration for the Cleveland Browns. In her role with the Browns, Aponte's primary responsibilities included player contract negotiations, salary cap management, player cost budgeting, league compliance and assisting in other legal matters.

Aponte joined the Browns organization after spending the previous three years at the NFL office, where she served on the league's Management Council as the vice president of labor finance. In her position at the NFL Management Council, Aponte represented the 32 clubs in dealings with the NFL Players Association and Class Counsel on salary cap and other labor related matters. She also dealt with the clubs on Collective Bargaining Agreement, salary cap and player contract matters. Aponte served on the Management Council Working Club Executive Committee and worked with the ten-member owner committee (Management Council Executive Committee) on collective bargaining issues and labor related matters.

Prior to joining the league office, Aponte worked for the New York Jets for nearly 15 years in various capacities, most recently as the club's senior director of football administration. In that role, she worked closely with the assistant general manager on matters pertaining to the NFL's CBA, player contract negotiations and salary cap management. Aponte graduated with a Bachelor of Science degree in Accounting from the University of Delaware in 1993 and passed the C.P.A. exam shortly thereafter. She went on to receive her Master's degree in Finance and Management from Wagner College in 1999, then continued on to earn her Juris Doctorate from New York Law School and is a member of the New York State Bar.

Aponte and her husband, Kevin, have four children – Matthew, Madison, Caroline and Thomas.



TODD BOYAN

SENIOR VICE PRESIDENT OF OPERATIONS -
SUN LIFE STADIUM

COLLEGE: GEORGETOWN // NFL: 21ST SEASON // DOLPHINS: 12TH SEASON

Todd Boyan is senior vice president of operations at Sun Life Stadium and has been in the NFL for more than 20 years. Sun Life Stadium is the home of the Miami Dolphins (NFL), Orange Bowl (CFP), University of Miami Hurricanes (NCAA) and other world-class events. Boyan is responsible for all aspects of stadium operations and oversees engineering, grounds, guest services, housekeeping, operations, parking and security, and coordinating event logistics with various local, state and federal governmental agencies.

During Boyan's tenure, Sun Life Stadium has hosted numerous national and international sporting events including Super Bowl XLI in 2007, the BCS National Championship game in 2009 and 2013, the 2010 Pro Bowl and Super Bowl XLIV in 2010. The stadium had the distinction of being the first to host the Pro Bowl before the Super Bowl was played, and the first to host the Pro Bowl on the U.S. mainland in 30 years. Sun Life Stadium is recognized throughout the industry as one of the busiest multi-purpose facilities in the world due in large part to the stadium's expertise in hosting big events.

Since Boyan joined Sun Life Stadium in 2006, he has played an integral role in securing some of the biggest musical artists to perform at the venue, including The Police (2007), Madonna (Sticky and Sweet Tour in 2008), Paul McCartney, U2 (360 Tour in 2011), Black Eyed Peas (2011), Cirque du Soleil (2013, 2014), JAY Z and Justin Timberlake (2013) and JAY Z and Beyoncé (2014). In addition to these high profile concerts, the stadium hosts other special events that include Wrestle Mania 28, Monster Jam, Jazz in the Gardens and international soccer that includes powerhouse clubs FC Barcelona, Chelsea, AC Milan and the 2010 World Cup champion Spain, Brazil, Colombia and Mexican national teams, as well as more than 200 other events that are held on stadium grounds.

Boyan and his team were integral in Sun Life Stadium breaking attendance records three times for the largest crowds to watch a soccer game in the state of Florida. Under Boyan's leadership, Sun Life Stadium hosted a match between Barcelona and Chivas de Guadalajara on Aug. 3, 2011 that drew 70,080. That record was broken on Nov. 16, 2013 when Sun Life Stadium hosted Honduras played Brazil in front of a crowd of 71,124. Then the record was broken for a third time when Brazil and Colombia competed on Sept. 5, 2014 in front of 73,429 enthusiastic fans.

During Boyan's tenure, Sun Life Stadium has twice broken its attendance records for entertainment events. First, the venue hosted a U2 concert in 2011 in front of a crowd of 75,529. The record was broken as Boyan collaborated to host Sun Life Stadium's largest ever crowd for an entertainment event when 78,363 attended Wrestlemania on April 1, 2012. At the time, that figured marked record attendance for the WWE. Boyan also was instrumental in Sun Life Stadium hosting the largest attendance in the stadium's history where Alabama defeated Notre Dame in the 2013 BCS National Championship game in front of a record crowd of 81,120.

Boyan came to Sun Life Stadium after a nine-year career as the vice president of operations for the Washington Redskins. He joined FedExField in Washington upon its opening in 1997. Boyan was responsible for stadium operations for Redskins games, college football games, security, team travel arrangements and training camp. He also assisted NFL Transportation with the development and implementation of traffic plans with Super Bowl XXIX through Super Bowl XXXVII.

Prior to his role with the Redskins, Boyan worked for the Florida Marlins Baseball Club from 1992-1995 in ticketing. He also managed ticket operations for the former Marlins Spring Training site, Space Coast Stadium in Melbourne, when it first opened.

Boyan graduated in 1992 with a Bachelors of Arts degree from Georgetown University, where he also played varsity baseball. Boyan and his wife, Christine, live in Plantation with their two children – Rachel and Jack.



CHRIS CLEMENTS

SENIOR VICE PRESIDENT–
CHIEF FINANCIAL OFFICER

COLLEGE: NORTHWOOD // NFL: SECOND SEASON // DOLPHINS: SECOND SEASON

Chris Clements is in his second season with the Dolphins, having been named senior vice president and chief financial officer on May 7, 2014. In his role, he reports directly to President and Chief Executive Officer Tom Garfinkel and is responsible for the club and stadium's financial, insurance, banking, business systems and purchasing operations.

During the 2014 season, Clements worked closely with his team on improvements to the Dolphins' budget and strategic planning, innovative business and accounting solutions, implementing best practices and efficiency in accounting processes and providing leadership.

Clements joined the Dolphins after working with IMG since 1996 in a variety of leadership positions. He most recently served as senior vice president and business unit chief financial officer of several sports and entertainment segments in Cleveland, Ohio. In this role, Clements was the lead business partner with four division presidents in consulting, clients, academies and tennis. He led the finance staff and was responsible for the development of the organization's three-year strategic planning, annual budget and monthly reporting process.

Clements was promoted to IMG senior vice president in 2013 after serving as vice president and business unit CFO of four segments in sports & entertainment. He also held positions at IMG as vice president, senior finance director of the golf business unit and vice president, finance director, clients business unit in Cleveland and was the controller for IMG Canada.

Clements holds a degree in accounting from Northwood University in Midland, Michigan. In 2015, Clements received the Alumni Achievement Award from his alma mater, the highest honor the university bestows upon an alumnus.

He is a CPA, qualified in the state of Ohio. He and his wife, Sherry, reside in Parkland, Fla., with their three children – Riley, Ella and Blaine.



BILL GALANTE

SENIOR VICE PRESIDENT OF OPERATIONS -
DAVIE

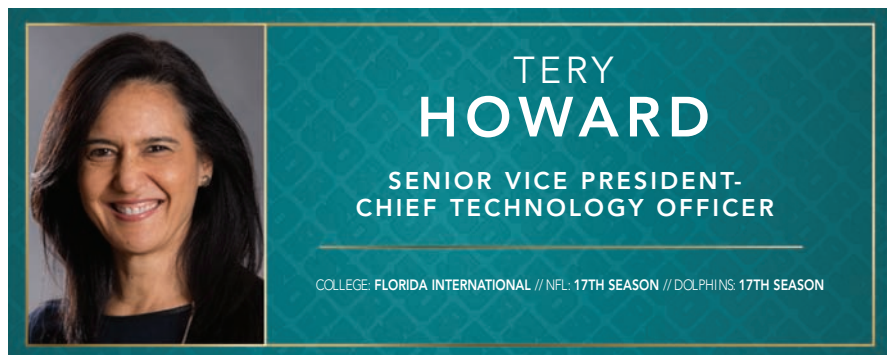
COLLEGE: ST. MARY'S // NFL: 22ND SEASON // DOLPHINS: 22ND SEASON

Bill Galante is in his 22nd season with the Miami Dolphins and Sun Life Stadium. As senior vice president of operations in Davie, Galante is responsible for the supervision of the Dolphins facility operations at the Doctors Hospital Training Facility at Nova Southeastern University, while also overseeing several business aspects, including game operations and team travel. In 2007, those duties included managing all of the logistics involved in hosting the NFL's first-ever regular season game overseas in London, and he handled those same challenges in 2008 when

the Dolphins traveled to Canada to play the Bills in Toronto. The Dolphins made a return trip to London in 2014 and will again play a game in the city in 2015.

Galante spent his first six years in Miami overseeing the stadium's ticket sales, including serving as vice president of ticket sales and operations. During that time, he also oversaw the ticket operations of the Florida Marlins, including their inaugural season in 1993 and their World Championship season in 1997. He began his career with the Chicago Cubs in 1983.

Galante graduated from St. Mary's University in Winona, Minnesota with a degree in marketing & management. He is a member of the Nova Southeastern University MBA Sport Revenue Generation Advisory Board. He and his wife, Barbara, are members of the ALS Association, which works toward finding a cure for Lou Gehrig's Disease. They live in Plantation with their son, Christian.



Tery Howard is in her 17th season with the Miami Dolphins and Sun Life Stadium as senior vice president and chief technology officer. In her role, Howard is responsible for managing and directing the technology initiatives and strategic direction of business operations at the Miami Dolphins and Sun Life Stadium. Her primary focus includes infrastructure, telecommunications, business systems and broadcast media, in converging the technologies and services to position Sun Life Stadium and the Miami Dolphins at the forefront of the industry.

Respected throughout the industry, Howard is frequently called upon to contribute to IT presentations, panel discussions and workshops. Under her leadership, Sun Life Stadium and the Miami Dolphins are transforming the technologies to offer an innovative, connected venue, through the activation of digital mediums to drive consumer and fan engagement value. The Miami Dolphins were recognized by InfoWorld as one of the "Top 100" companies who have made the best use of technology to enhance their business, and also recognized by PC Magazine as one of the "Top 10" companies using technology in intelligent ways to improve their business. Howard also was recognized by SportsBusiness Journal in 2011 as a Game Changer in Sports for her innovation and impact to the industry. In addition, Howard was a finalist for the Technology Leader of the Year Award at the Greater Miami Chamber of Commerce in 2007.

With Howard at the helm, her team was recognized by ComputerWorld as leaders in "Best Practices in Mobile & Wireless." In addition to her responsibilities within the Dolphins' organization, Howard also is actively involved in various community initiatives and advisory boards, providing guidance and a leadership role in the community and beyond. In 2010, Howard was recognized by the FBI Cyber Division for her vision and support of the FBI-SOS (Safe Online Surfing) Internet Challenge. The following year, Howard was tapped as the recipient of the "Glass Ceiling Award" from Florida Diversity Council. She now serves as an advisor to eMerge Americas, Florida CIO Executive Council, Sports and Entertainment Alliance and Technology and Beacon Council of South Florida. Additionally, she serves on the St. Thomas University's Dean's Advisory Council, as well as engaging in speaking and panel member invitations throughout the U.S. and abroad on a variety of technology topics.

Howard joined the Dolphins after 16 years with Carnival Cruise Lines, where she gained experience managing all of Carnival's shipboard technologies. She earned a Bachelor of Science and a Masters in Business Administration from Florida International University (FIU), and resides in Miami Beach with her husband Eric and three children – Natalie, Charlie and Monica.



JASON JENKINS

SENIOR VICE PRESIDENT OF COMMUNICATIONS & COMMUNITY AFFAIRS

COLLEGE: TEXAS TECH // NFL: 15TH SEASON // DOLPHINS: SEVENTH SEASON

Jason Jenkins is in his seventh season with the Miami Dolphins and was named senior vice president of communications and community affairs in January 2015. Jenkins oversees the organization's front-facing brands, including media outreach, public relations, digital media and community efforts. He directs the communications department in managing the strategic planning and implementation of projects, including Sun Life Stadium and its allied events and programs. Additionally, he leads the organization's community affairs, including the Miami Dolphins Foundation, related events and fundraising.

Jenkins previously served as the team's vice president of communications, being named to that position in May 2013. Jenkins also served as the team's senior director of media relations and originally started with the Dolphins in 2009 as director of media relations. Prior to joining the Dolphins, Jenkins worked in the media relations department for the San Francisco 49ers as the director of public relations, operations and assistant public relations director. Jenkins has been selected by the NFL to coordinate public relations for the Pro Bowl seven times (2003, 2004, 2007, 2008, 2010, 2011 and 2012) and one time for the NFC Championship Game (2006). He also has conducted seminars at the Rookie Symposium and NFL Business Summit on media relations.

Prior to his move to the 49ers, Jenkins served as the associate athletic director at Texas Southern University from 1999-2002 and as athletic sales and promotion manager and sports communications assistant at Lehigh University from 1997-99.

A native of Houston, Texas, Jenkins earned his bachelor's degree in 1997 in broadcast journalism from Texas Tech University, where he played defensive back for the Red Raiders. Upon graduation, Jenkins worked in various positions within the athletics department at Texas Tech.

He resides in Coral Springs with his wife Elizabeth, and two children – Liya and Aiden.



TODD KLINE

SENIOR VICE PRESIDENT AND CHIEF COMMERCIAL OFFICER

COLLEGE: MARYLAND // NFL: FIRST SEASON // DOLPHINS: FIRST SEASON

Todd Kline begins his first season with the Miami Dolphins as senior vice president and chief commercial officer. In this new role, Kline oversees all sponsor revenue for the Dolphins, including corporate partnerships and events.

A well-rounded and results-driven executive with domestic and international experience in sponsorship sales, media sales and partnership activation, Kline comes to the Dolphins after serving as the senior vice president of partnership and media sales for AEG Global Partnerships, the worldwide sponsorship and premium seating sales division of AEG. In this role, Kline oversaw sales and client activation for the cable television network, AXS TV, as well as AXS Ticketing and the AXS.com Digital Network.

Kline also served as the day-to-day interface for AEG with Farmers Insurance on all elements associated with returning the NFL to Los Angeles and the building of Farmers Field. During his tenure at AEG, Kline launched the "Partnership Innovation" group providing consulting services and industry leading best practices to the worldwide AEG Global Partnerships Sales and Activation teams, as well as created award winning partnerships and activations at signature AEG assets such as Staples Center, L.A. LIVE and the O2 London.

Prior to his time with AEG, Kline served as the senior corporate marketing manager for the NFL Players Association and an account director at GroupM ESP.

He received his Bachelors of Science in business management from the University of Maryland and a Masters of Science in marketing at Johns Hopkins University. He resides in Miami with his wife, Megan Mildrew.



NAT MOORE

SENIOR VICE PRESIDENT-SPECIAL
PROJECTS AND ALUMNI RELATIONS

COLLEGE: FLORIDA // NFL: 23RD SEASON // DOLPHINS: 23RD SEASON

Longtime Miami Dolphins player and executive Nat Moore is entering his fourth season as senior vice president of special projects and alumni relations, after being named to the position on April 1, 2012. Moore oversees the Dolphins alumni activities and, in an expanded senior advisory role, works closely with Dolphins President and Chief Executive Officer Tom Garfinkel on a variety of special projects.

Moore in his role directs one of the NFL's largest fan bases in South Florida and incorporates the team's legends in various activities the franchise hosts. During the 2015 season, he will collaborate closely with the historical affairs department, as well as several areas within the organization, to commemorate the Miami Dolphins' 50th season, including a special marquee celebration during the Dec. 14 home game against the New York Giants.

In addition, Moore has represented the Dolphins franchise at countless charitable and civic activities. He handled alumni, youth and special projects for the team starting in 2006, serving as a key organizational liaison to former Dolphins players and coaches nationwide. He represents the alumni on the team's Honor Roll selection committee and is a major contributor to all of the organization's activities honoring the great teams and individuals in Dolphins history.

One of the most celebrated players in Dolphins history, Moore was drafted in the third round of the 1974 draft (78th overall) out of the University of Florida. Moore spent his entire 13-year NFL career as one of the most productive offensive players in Dolphins' history. Moore ranks among the top three players in seven major career statistical categories. He is second in career touchdowns (75), receiving touchdowns (74) and combined yardage (8,950) and third in receptions (510), receiving yards (7,547), total yards from scrimmage (7,795) and receiving touchdowns (12) in a season. He also played in Super Bowls XVII and XIX.

Moore earned All-Pro recognition and was a Pro Bowl selection in 1977. He was named the team's Most Outstanding Receiver for six straight years (1974-79). On December 5, 1999, the Dolphins organization honored Moore as the 12th honoree and second receiver to be inducted into the Dolphins Honor Roll. He also is one of 15 former Dolphins to be inducted into the Florida Sports Hall of Fame.

Establishing a positive reputation on and off the field led Moore to be named the Dolphins' 1984 NFL "Man of the Year," an honor bestowed on the player who gives outstanding service to his community, and earned him the 1985 Byron White Humanitarian Award for his service to his team, community and country. In recognition of Moore's impact in South Florida, Dolphins Founder Joe Robbie in 1987 renamed the Dolphins' community service award to The Nat Moore Community Service Award. This award is given each year to a Miami Dolphins player recognized for his involvement in the South Florida community.

Moore is a broadcast analyst during Miami Dolphins preseason games on team partner WFOR-CBS with former Dolphins quarterback and Pro Hall of Fame inductee Bob Griese. In addition, Moore serves on a number of boards across South Florida, including Sun Trust Bank NA, Orange Bowl Committee and the AvMed Community Advisory Board.

Moore graduated from the University of Florida with a degree in education. He resides in Miami with his wife, Pat.



MYLES PISTORIUS

SENIOR VICE PRESIDENT AND
GENERAL COUNSEL

COLLEGE: RUTGERS // NFL: FIRST SEASON // DOLPHINS: FIRST SEASON

Myles Pistorius is in his first season with the Miami Dolphins after being named senior vice president and general counsel on June 18, 2015. In his role, Pistorius is responsible for all legal affairs of the Miami Dolphins and Sun Life Stadium.

Pistorius joins the Dolphins after fifteen years at the National Basketball Association where he served as senior vice president of content and business affairs and was responsible for the business affairs and strategic planning of NBA events and experiences on a global basis, including the NBA All-Star Game, NBA Draft and NBA Global Games.

Pistorius also spent time as senior vice president, legal and business affairs at the NBA, serving for 13 years as legal and business affairs counsel for the NBA's events, marketing, production, broadcasting, content distribution and communications groups.

Before joining the NBA, Pistorius was a corporate associate with the law firm of Simpson Thatcher & Bartlett in New York City. He received his juris doctorate from Columbia University School of Law, and a bachelors of arts in political science from Rutgers College.

A PERFECT MOMENT IN TIME



On January 31, 2010, prior to kickoff of the Pro Bowl game played at Sun Life Stadium, the Miami Dolphins unveiled the "Perfect Moment In Time" statue in honor of Hall of Fame Coach Don Shula. The 10-foot tall bronze sculpture of Shula riding on the shoulders of Hall-of-Fame linebacker Nick Buoniconti and reserve offensive lineman Al Jenkins after winning Super Bowl VII to complete the Perfect Season was unveiled in front of the team's new corporate headquarters at Gate E at Sun Life Stadium. The event marked the return of the Dolphins front office to Miami-Dade County after 16 years. Additionally on that day, the stadium's new address was announced as 347 Don Shula Drive in honor of the head coach's career victory total.



BILL SENN

SENIOR VICE PRESIDENT OF
STADIUM RENOVATIONS

COLLEGE: RYERSON // NFL: 10TH SEASON // DOLPHINS: FIRST SEASON

Bill Senn enters his first full season with the Miami Dolphins after being named senior vice president of stadium renovations in November 2014. Senn oversees the overall construction development process, including contractual commitments with vendors, contractors and consultants to make sure the Dolphins requirements are properly adhered to.

In his role, Senn works closely with HOK Architects and a host of specialty consultants on design development and with Hunt Construction Group, the project's construction manager to ensure that the building is constructed in accordance with the necessary design, quality standards, code compliance, budget and schedule requirements.

Senn is a veteran in the construction industry, bringing more than 35 years of experience to his role as well as over two decades specialized within the sports construction field. He has worked in both the NBA and NFL, constructing new facilities and overhauling facilities to make them modern for an enhanced fan experience. Prior to his role with the Dolphins, Senn oversaw the upgrades to Lincoln Financial Field for the Philadelphia Eagles.

He previously served as senior vice president of infrastructure for the Toronto 2015 Pan and ParaPan Games, owner's representative consultant for the Eagles, as well as with the New York Jets as senior vice president of design and construction participating in the early design and contract stages of MetLife Stadium and overseeing the building of the team's training facility, the Atlantic Health Jets Training Center.

Senn is a graduate of Ryerson University, formerly Ryerson Polytechnical Institute, in Toronto with a Bachelors of Technology in architectural sciences specializing in project management. He resides in Cooper City, Fla., with his wife, Laurie.



JEREMY WALLS

SENIOR VICE PRESIDENT-
CHIEF REVENUE OFFICER

COLLEGE: MOUNT VERNON NAZARENE // NFL: THIRD SEASON // DOLPHINS: THIRD SEASON

Jeremy Walls is in his third season with the Miami Dolphins and his first as the team's senior vice president and chief marketing officer having been named to the position in January of 2015. For the previous two years, he served as the Dolphins Chief Revenue Officer. In his new role, Walls takes his considerable experience and success in sales and service to lead the team's marketing, creative, ticket sales/operations and entertainment efforts.

Under Walls' leadership in 2014, the Miami Dolphins had the highest season ticket member renewal percentage in five years and set an all-time NFL record in group sales. As a result, the Miami Dolphins had the largest percent increase in the NFL in home attendance, leading to a 20 percent increase in overall ticket sales versus 2012.

In May 2015, the Dolphins launched their 50th Season Marketing Campaign entitled "Since," coined so as the moment the Miami Dolphins became the fabric of their fandom. The impact was immediate, with the campaign in its first month generating millions of impressions, thousands of fan submissions and national recognition.


Walls joined the Dolphins from the San Diego Padres where he served as vice president of ticket sales, service and operations. At San Diego, he oversaw the Padres ticket sales department which included season tickets, groups, suites, services, operations and CRM/strategy. Under Walls' direction, the Padres increased overall ticket sales revenue and tickets sold each season, including the largest group sales revenue year in Petco Park history. In addition, the team was recognized in a SportsBusiness Journal survey for having the number one ticket sales and service team in baseball in both 2011 and 2012.

Prior to his time with the Padres, Walls was the director of team marketing and business operations for the National Basketball Association. As a member of the TMBO group, he supported the business efforts of NBA, WNBA and D-League teams, by spending time in market consulting with a different team, and its executives each week. Walls had a specific emphasis on ticket sales, sponsorship and marketing functions. He also was responsible for presenting, training and teaching best practices to the teams' business staffs at 5+ league meetings & workshops annually.

In addition, Walls served as director of groups, suites and inside sales for the Arizona Diamondbacks, where he helped create a proactive sales culture by developing and implementing the department's overall strategic plan. With the Diamondbacks, he increased group sales revenue and group tickets sold. Walls also set the organization's single-season record for group sales revenue.

Prior to working with the Diamondbacks, he served as a group sales manager and account executive with the NBA's Phoenix Suns, where he finished #2 in the entire NBA in sales.

Walls is a graduate of Mount Vernon Nazarene University, where he received his degree in Sports Management. Walls and his wife, Maile, live in Weston, Fla. with their daughter, Kaelin, and son, Kostner.



NICOLE BIENERT

VICE PRESIDENT OF PARTNERSHIP
ACTIVATION AND RETENTION

COLLEGE: GEORGIA // NFL: FIRST SEASON // DOLPHINS: FIRST SEASON

Nicole Bienert enters her first season with the Miami Dolphins as vice president of partnership activation and retention. In her new role, Bienert is responsible for implementing various partnership initiatives, developing activation plans for existing corporate partners, event booking for stadium events, sponsorship analytics, managing an activation and retention staff and overseeing the day to day relationships in the Dolphins' client portfolio.

Bienert joins the Dolphins with an extensive background in marketing, sponsorship sales and corporate partnerships. Bienert most recently served as senior director of team marketing and business operations with the National Basketball Association. She was responsible for the day-to-day league business relationships of the WNBA Atlanta Dream and Seattle Storm. Bienert also served as a sponsorship consultant for the NBA, WNBA and D-League senior team management.

Prior to her role with the NBA, Bienert worked as senior director of sponsorship sales for Proxy Partners in Denver, CO. She formerly served as corporate partnerships senior account executive for the Denver Broncos, as well as with Kroenke Sports Enterprises in the same role.

Bienert is a graduate of the University of Georgia, where she attained her Bachelors in Business Administration.



NICK FORRO

VICE PRESIDENT OF TICKET SALES,
SERVICE AND OPERATIONS

COLLEGE: YOUNGSTOWN STATE // NFL: THIRD SEASON // DOLPHINS: THIRD SEASON

Nick Forro is entering his third season with the Miami Dolphins as vice president of ticket sales, service and operations. In his role, he is responsible for overseeing all aspects of the Dolphins membership sales and service.

Under Senior Vice President and Chief Marketing Officer Jeremy Walls' and Forro's leadership in 2014, the Dolphins implemented a membership program based on four lifestyle categories for fans: family, social, fanatic and business alliance with immediate results. The Dolphins had the highest season ticket member renewal percentage in five years and set an all-time NFL record in group sales. Additionally, the Dolphins during the 2014 season led the NFL in home ticket sales growth.

Forro joined the Dolphins from MLB's New York Yankees, where he previously served as ticket sales and service director. In his time with the team, he directed a \$42 million new business campaign that resulted in a 19 percent increase over the 2012 season. Forro also helped strategize and execute the build out of the company's first dedicated group sales and retention departments.

Prior to the Yankees, Forro got his start with the NBA's Phoenix Suns serving as season sales director. In that capacity, he was responsible for all new sales strategy, tracking and projecting for the Suns and WNBA Phoenix Mercury ticket plan campaigns. In addition, Forro was instrumental in the development, e-marketing, lead generation and execution of more than 50 sales events for the Suns and Mercury during the 2010-11 season as well as the 2011-12 campaigns. Forro started his sports career with the Suns, working his way up from an inside sales consultant, to an account executive in season ticket sales to new business development manager.

Forro attained a Bachelors of Science in business administration from Youngstown State University in Ohio, where he lettered in football. He resides in Weston, Fla. with his wife, Erin, and their three children – Carter, Nicholas and Paige.

DOLPHINS HOLD NFL RECORD FOR CONSECUTIVE HOME WINS

The Dolphins own the NFL record for consecutive home games won. Over a four-year stretch from 1971-74, the team compiled 27 straight regular season wins at the Orange Bowl. The streak began in the second home game of 1971, a 41-3 decision over New England on October 17, and ended in the 1975 season-opener, a 31-21 loss to Oakland on September 22. The most recent team to threaten this mark was the Green Bay Packers, who won 25 consecutive regular season contests at Lambeau Field between 1995-98 before dropping a 37-24 decision to Minnesota on October 5, 1998. The Denver Broncos won 24 straight home games from 1996-98.



HARVEY GREENE

VICE PRESIDENT OF HISTORICAL AFFAIRS

COLLEGE: PENNSYLVANIA // NFL: 27TH SEASON // DOLPHINS: 27TH SEASON

Harvey Greene is in his 27th season with the Miami Dolphins and his second as the team's vice president of historical affairs. For the previous 25 years, he headed the team's media relations department, including the last 12 of those seasons as the club's senior vice president of media relations. In his current role with the Dolphins, he and his staff are responsible for making the team's unparalleled tradition and heritage even more relevant to its current fan base, through the use of historical displays, exhibits, multi-media presentations, alumni interaction, the many activities surrounding the club's 50th season celebration this year and other platforms. They also are responsible for maintenance and modernization of the team's historical records, library, artifacts and memorabilia dating from the club's inception in 1966 through the current season.

During his tenure with the Dolphins, Greene and his staff twice were recipients of the Pete Rozelle Award, an annual honor awarded by the Professional Football Writers of America to the NFL's best public relations department, and were finalists three other times. In addition, Greene also has worked on the NFL public relations staff at 24 Super Bowls and at two Pro Bowls.

Before joining the Dolphins, Greene spent almost four seasons as the director of media relations for the New York Yankees (1986-89), where he served as the main spokesperson for principal owner George Steinbrenner. Prior to that, he spent three years as director of public relations and broadcasting for the Cleveland Cavaliers (1983-86), twice winning the McHugh/Splaver Award as the outstanding public relations director in the NBA. During his tenure with the Yankees, he was part of Major League Baseball's public relations staff for the World Series and served in a similar capacity at the NBA Finals when he was with the Cavs. He also worked for three years (1980-83) as the public relations director for the Madison Square Garden Network, the country's largest regional sports television network.

Internationally, Greene has worked three Olympic Games in a media relations role. He served as an assistant venue press chief for the men's and women's basketball competition at the 1984 Olympics in Los Angeles and supervised media center operations for figure skating and short-track speed skating at the 2002 Winter Olympics in Salt Lake City and for the men's ice hockey competition at the 2010 Winter Olympics in Vancouver. He also was an assistant venue press chief for the 1994 Soccer World Cup and for the World Baseball Classic in 2006 and 2009.

On a civic level, Greene was a press officer at the 2004 Democratic Convention in Boston and the 2013 Presidential Inauguration in Washington, D.C. He also was a press advance lead for President Bill Clinton and then-Senator Hillary Clinton during portions of her 2007-08 presidential campaign. Since then, he has continued to serve periodically in an advance capacity for President Clinton (including his trip to Vietnam in 2015) and for Secretary Clinton. He also has served as an advance associate on White House trips for Vice President Joe Biden, including his visit to the U.S. Sixth Fleet headquarters in Italy in 2011, his bilateral meetings in 2013 and 2015 in Germany with German Chancellor Angela Merkel, Ukrainian President Petro Poroshenko, and other heads of state, and his trip to Brazil in 2014 to support the United States World Cup team.

Greene received his Bachelors of Arts with honors in chemistry from the University of Pennsylvania and a Masters of Science in sports administration from the University of Massachusetts. He resides in Parkland with his wife, Cathy.



DAN MARINO

SPECIAL ADVISOR TO THE PRESIDENT AND CEO

COLLEGE: PITTSBURGH // NFL: 19TH SEASON // DOLPHINS: 19TH SEASON

Dan Marino is entering his second season in a front office capacity with the Dolphins after Chairman of the Board and Managing General Partner Stephen Ross named him the team's special advisor on August 24, 2014. In his role, Marino works in a variety of different capacities throughout all facets of the organization.

The most decorated player in team history, Marino spent his entire 17-year playing career with the Dolphins. He played in 242 games (240 starts) and was 4,967-8,358 (59.4 percent) passing for 61,361 yards, 420 touchdowns and 252 interceptions for an 86.4 passing efficiency rating. Marino holds 30 Dolphins regular season team records (42 overall, including playoffs) and is tied for two others (six, including playoffs). Marino also holds five NFL regular season records and is tied for six others. He was elected to the Pro Football Hall of Fame on Feb. 5, 2005 and enshrined on Aug. 7, 2005. Marino's No. 13 jersey became the second Dolphins uniform number to be retired, on Sunday, Sept. 17, 2000, at halftime of the Dolphins-Baltimore Ravens game at Sun Life Stadium, where he was inducted into the Dolphins Honor Roll. He was also a charter inductee in the Dolphins Walk of Fame on Dec. 4, 2011.

Marino remains active in the South Florida community. In 1992, he established and continues as chairman of The Dan Marino Foundation, which has raised more than \$50 million focusing on children and young adults with autism. He founded "first-of-its-kind" initiatives including: the MCH Dan Marino Center in Weston, Fla. which has over 50,000 visits annually, nationally developed the Marino Autism Research Institute, and in 2014 opened Marino Campus, a unique post-secondary educational program for young adults with autism and other developmental disabilities. He also hosts the annual DMF WalkAbout Autism at Sun Life Stadium, attended by more than 18,000 children and families. The event has raised more than \$2 million to support autism programs in South Florida.

A native of Pittsburgh, Marino graduated from the University of Pittsburgh with his degree in communications. He received an Honorary Doctorate Degree in broadcast journalism from Pitt in 2008.

Marino and his wife, Claire, have six children, Daniel Charles, Michael Joseph, Joseph Donald, Alexandra Claire, Niki Lin, and Lia, and reside in Weston, Fla.

A complete bio of Marino can be found in the Hall of Fame section of the media guide.

THREE DOLPHINS NAMED NFL MAN OF THE YEAR

The NFL's Man of the Year award is the highest off-the-field honor attainable by an NFL player. It recognizes players for their excellence both on the field and in their communities.



Dwight Stephenson



Dan Marino



Jason Taylor

Center Dwight Stephenson (1985), quarterback Dan Marino (1998) and defensive end Jason Taylor (2007) have each won the award while playing for the Dolphins. Miami is one of only six teams to have three or more of its players receive the honor since it was instituted by the league in 1970. Kansas City has had five players win the award, Chicago, Pittsburgh and San Diego have each had four players recognized as the NFL Man of the Year, while Miami and Cincinnati both boast three award winners.

COACHING STAFF



JOE
PHILBIN

HEAD COACH

COLLEGE: WASHINGTON & JEFFERSON // NFL: 13TH SEASON // DOLPHINS: FOURTH SEASON

Joe Philbin was named the 10th head coach in Miami Dolphins history on January 20, 2012. The Dolphins' second straight 8-8 mark in 2014 included improvements in all three phases of the game. Miami joined elite company with its first six wins of the season being by at least 13 points. Only three other teams since the 1970 AFL-NFL merger recorded their first six (or more) wins in a season by margins of 13 or more points: the 2007 New England Patriots, the 1999 St. Louis Rams and the 1984 Washington Redskins.

In 2014, the Dolphins were the third least penalized team in the league. In fact, in Philbin's three years at the helm of the team, Miami has recorded 233 penalties for 1,957 yards, both of which were the lowest figures in the NFL during that span.

Miami's offense experienced a dramatic improvement under the guidance of Philbin and first-year Offensive Coordinator Bill Lazor in 2014. Not only did the unit average 24.3 points per game, tied for the eighth-highest season average in team history and most since the team averaged 24.9 in 1995, but its 4.5-point increase from 2013 (19.8 points per game) was the fourth-highest increase in the NFL from 2013 to '14. Quarterback Ryan Tannehill made significant strides in his third season, finishing with 4,045 passing yards, establishing a new career high. He joined Dan Marino as the only quarterbacks in franchise history to surpass 4,000 yards in a season. His 27 touchdowns were a career high and the sixth most in Dolphins history, and the most since Marino threw 30 in 1994. Additionally, Tannehill's 92.8 passer rating was the fifth highest in a season in Dolphins history and his 66.4 completion percentage was the second-best all-time. In his three years playing under Philbin, Tannehill has thrown for a total of 11,252 yards, the sixth-highest total by an NFL quarterback in his first three seasons in league history. Running back Lamar Miller rushed for 1,099 yards in 2014 and became the first Dolphins 1,000-yard rusher since Reggie Bush in 2011 (1,086 yards). Tannehill and Miller combined to become the first duo in team history to throw for 4,000 yards and rush for 1,000 yards in the same season. Wide receiver Jarvis Landry recorded 84 receptions, the most by a rookie in team history and the fourth-highest total overall in a season in franchise history. It was the sixth-most receptions by a rookie in NFL history. Mike Pouncey was tabbed to his second-straight Pro Bowl, being honored as a guard after making the team at center following the 2013 season.

Led by Pro Bowl selections Brent Grimes and Cameron Wake, the Dolphins' defense contributed three defensive touchdowns on the season and had a four-game stretch where they forced 11 takeaways (most since 2003). Jelani Jenkins emerged in his second NFL season and led the team with 108 tackles. Miami's pass defense finished sixth in the NFL, allowing 222.3 passing yards per game. One of the highlights during the season came when the team defeated the San Diego Chargers 37-0 to start the month of November. It was the Dolphins' first shutout victory since Dec. 10, 2006 when they defeated the New England Patriots 21-0 in Miami.

The 2014 Dolphins set the franchise record with three blocked punts in a season. They added two blocked field goals, giving Miami five blocked kicks on the season, the most since the team blocked seven in 1977. Explosive plays weren't limited to the block units as Landry won AFC Special Teams Player of the Month for October when he returned five kickoffs for 178 yards (35.6 average), with a long of 54 yards.

His 8-8 record in 2013 marked the second straight season the Dolphins improved their win total under Philbin, and he became the Dolphins' first coach to improve the team's record two consecutive years since the 1997 and 1998 campaigns. In addition, the Dolphins were one of

only four teams in the NFL in 2013 (along with Seattle, Cincinnati, and Carolina) to improve their record for a second straight season.

The Dolphins got off to a 3-0 start, which was the first time since 2002 they won their first three games. Philbin rallied the team through a variety of challenges in the middle of the campaign, winning five times in a seven-game stretch in November and December and keeping the team in playoff contention the entire season.

Along the way, the Dolphins improved in a number of key areas. Philbin emphasized the importance of takeaways throughout the year and the defense responded by recording a takeaway in 15 of their 16 games, one of only five NFL teams to accomplish that feat in 2013. In addition, the Dolphins improved their turnover ratio by a plus-8 margin from the previous season, the eighth best turnover improvement in the league.

The Dolphins finished third in the AFC in scoring defense, while limiting opponents to a 77.3 passer rating, the third lowest total in the AFC and the fifth lowest total in the NFL. The Dolphins also had the best two-minute offense in the NFL, producing a league-high 36 points in drives that began with two minutes or less left in the half or the game.

Individually, Tannehill continued his development under Philbin's direction, becoming only the second Dolphins QB in team history (along with Marino) to throw for 24-or-more touchdowns in a season. Brian Hartline notched his second consecutive 1,000-yard receiving season, only the fifth time that has been accomplished in Dolphins' annals. In addition, center Pouncey was named to his first Pro Bowl team.

Defensively, two Dolphins – Wake and Grimes – were named to the Pro Bowl as a result of their outstanding season-long play. Three players – linebacker Philip Wheeler, safety Reshad Jones, and linebacker Dannell Ellerbe – each registered 100 or more tackles, and Olivier Vernon blossomed into one of the best pass-rushing defensive linemen in the league with his 11.5 sacks.

On special teams, punter Brandon Fields earned his first Pro Bowl selection while finishing second in the NFL in punting with an average of 48.8 yards per kick, while kicker Caleb Sturgis notched 111 points, the second-highest point total by a Dolphins rookie in club history.

In 2012, in Philbin's first year as an NFL head coach, the Dolphins finished in second place in the AFC East with a 7-9 record. Working with one of the youngest rosters in the NFL, Philbin had the Dolphins in playoff contention until the penultimate week of the season while improving the team's record from the previous year.

Under Philbin's leadership, the team finished tied for first in the AFC in touchdowns allowed on defense (32), and its 42.6 percent of red zone touchdowns allowed was the lowest figure in the NFL. Defensively, the team ranked third overall in the AFC in points allowed per game (19.8), and the team's 36.6 percent third down conversion rate against was the sixth best in the AFC and the tenth best mark in franchise history. In addition, the Dolphins had the third fewest penalties in the NFL in 2012.

Also under Philbin's guidance, Tannehill set franchise rookie records in several offensive categories and became the first quarterback in Dolphins history to start in all of the team's games in his first year in the league. In addition, Wake recorded 15 sacks to finish fourth in the NFL in that category while earning a starting role on the AFC's Pro Bowl team. For the third time in team history, the Dolphins had four players with 95 or more tackles.

The special teams unit also excelled under Philbin's direction, as Marcus Thigpen became the first Dolphin to return a punt and a kickoff for a touchdown in the same season. Fields' average of 50.2 yards per punt not only led the NFL, but was the highest single-season punting average in team history.

As a measure of the respect Philbin earned in his first year as the team's head coach, he was named to the Coaches Subcommittee of the NFL Competition Committee by Commissioner Roger Goodell on April 15, 2013. He also was chosen by the league to make a presentation at the NFL Career Development Symposium at the Wharton School of Business that May.

Prior to joining the Dolphins, Philbin served as the Green Bay Packers offensive coordinator from 2007-11. He originally joined the Packers on February 10, 2003 as assistant offensive line coach. He was elevated to tight ends/assistant offensive line coach on February 27, 2004. Packers Head Coach Mike McCarthy promoted Philbin to offensive line coach on January 17, 2006, and then to offensive coordinator on January 15, 2007.

From 2007-11, Philbin directed an offensive unit which ranked in the top 10 in both total yards and total points, one of only two teams in the league (New England) to accomplish that feat during that period. Green Bay's point total (2,263) was third in the league over that five-year span, trailing only New England (2,457) and New Orleans (2,283).

Green Bay reached the playoffs in four of Philbin's five seasons as offensive coordinator. In three of those appearances, the Packers set team postseason records for most points in a game, with 42 vs. Seattle in 2007, 45 at Arizona in 2009, and 48 at Atlanta in 2010. Additionally, during his five seasons as offensive coordinator, a total of 12 Packers were selected to the Pro Bowl.

In 2011, the Packers set single-season franchise records for regular-season games won (15), total points (560), average points per game (35.0), total points at home (321), average points per game at home (40.1), touchdowns (64), net passing yards (4,924) and fewest giveaways (14). The 2011 season marked the third straight campaign (2009-11) that the Packers averaged at least 250.0 net passing yards. Prior to that three-year span, Green Bay had never accomplished that feat in consecutive seasons.

Rodgers established himself as one of the league's elite passers in 2011 as he posted a 122.5 passer rating, the best single-season mark in NFL history. He set an NFL single-season record with 13 games with a 100-plus quarterback rating and 12 games with a 110-plus rating. He also set franchise marks with 4,643 passing yards and 45 TDs while becoming the only quarterback in NFL history to pass for 4,000+ yards and have six or fewer INTs.

Green Bay's 6,482 total net yards in 2011 ranks first in franchise history, besting the 2004 total of 6,357 yards. The Packers' 560 points for the 2011 season ranks third in NFL single-season annals behind only the 2007 New England Patriots (589) and the 2013 Denver Broncos (606). With 70 total touchdowns in 2011, Green Bay tied the 1984 Miami Dolphins for the third-most TDs in a season in NFL history, behind only the 2007 New England Patriots (75 TDs) and the 2013 Denver Broncos (76). The Packers' turnover differential of plus-24 in 2011 tied for the second-best in franchise history behind only the plus-26 margin in 1943.

In 2010, en route to the franchise's 13th world championship, the Packers finished with the NFL's fifth-ranked passing offense at 257.8 yards per contest. It was the first time in franchise history that the Packers averaged 250.0 net passing yards in back-to-back seasons. Rodgers finished in the top 10 in nearly every passing category, falling just 78 yards short of his third straight 4,000-yard season despite missing one-and-a-half games due to a concussion. The Packers also posted two 45-point games during the regular season, the first time Green Bay had accomplished that feat since 1983.

From 2008-09, the Packers became the first team in league history to have a 4,000-yard passer (Rodgers), a 1,200-yard rusher (Ryan Grant) and two 1,000-yard receivers (Jennings, Donald Driver) in back-to-back seasons. The 2009 unit was particularly prolific, compiling a then-franchise-record 461 points and gaining 6,065 total net yards, which at the time was the third-most in team history. The 2009 offense also led the league in time of possession (33:03) and in fewest turnovers (16), both franchise bests.

In 2007, behind quarterback Brett Favre's MVP-caliber season, the offense ranked second in the NFL in total yards. That ranking was Green Bay's highest since 1983, while the 5,931 net yards and 435 total points both rank fourth on the franchise's single-season list. Favre's 4,155 yards passing that year combined with Rodgers' 4,038 yards in 2008 marked the first time in league history a team had different 4,000-yard passers in consecutive years.

Philbin's move from offensive line coach to offensive coordinator helped maintain continuity with the young offensive line and its zone-blocking scheme. In 2006, Philbin oversaw a line that had three rookies (Daryn Colledge, Jason Spitz and Tony Moll) combine for 38 starts. Despite injuries that led to five different starting combinations, the Packers allowed only 24 sacks and improved their run production by a half-yard per carry.

In 2005, Philbin's tight ends contributed to a passing game hampered by injuries. Green Bay joined Tennessee as one of only two NFL teams to have three tight ends record at least 25 receptions each that season, as Philbin effectively blended Donald Lee into the offense despite the tight end's late-preseason arrival.

Philbin's group in 2004 contributed to an offense that racked up more total yards (6,357) and passing yards (4,449) than any team in franchise history to that point. As proved in 2003, the line played an integral role in the NFL's third-ranked offense, including team marks for first downs (354), completions (382) and fewest sacks (14). In 2003, Philbin's teaching played a role in a rushing offense that improved from 12th the year before to third in the NFL, proving to be one of the best lines in team history.

Philbin came to Green Bay after four seasons as offensive line coach at the University of Iowa (1999-2002). Under Philbin's stewardship, Iowa fielded one of college football's finest offensive lines in 2002, helping the Hawkeyes finish second in the Big Ten Conference in rushing (214.2 yards per game). Philbin pupils Eric Steinbach, Robert Gallery and Bruce Nelson earned three of the five first-team All-Big Ten linemen spots, while Steinbach earned consensus All-America honors. Over the next two years, all three were selected in the first two rounds of the NFL draft.

Prior to coaching at Iowa, Philbin served as offensive coordinator and offensive line coach at Harvard University (1997-98). Under his direction in 1997, the Crimson established 15 offensive records. Five members of his offensive squad earned All-Ivy League honors, including Matt Birk, a 1998 draft choice and six-time Pro Bowl selection.

Philbin was offensive coordinator/offensive line coach at Northeastern University (1995-96) and offensive line coach at Ohio University (1994). He also spent four seasons (1990-93) at

Allegheny College, highlighted by two undefeated regular seasons and an NCAA Division III national championship in 1990.

Born in Springfield, Mass., Philbin is a 1984 graduate of Washington & Jefferson College (Pa.), where he played tight end (1980). He also possesses a master's degree in education from Tulane University (1986). He is married to Diane, and the couple has five children, Matthew, John, Kevin, Tim, Colleen and a deceased son, Michael. The Philbins have participated in the Miami Dolphins "All-Community Team" program under the group name "Philbin's Phinatics." As part of the program, the Philbins purchased tickets, food vouchers, T-shirts and parking to each of the team's regular season home games and donated them to a charitable organization.

JOE PHILBIN'S CAREER RECORD								
YEAR	TEAM	POSITION	REGULAR SEASON		POST-SEASON	POSTSEASON RECAP		
1986	Worcester Tech	Offensive Line	5-3					
1987	Worcester Tech	Offensive Line	2-6					
1988	U.S. Merchant Marine Acad.	Offensive Line	2-8					
1989	U.S. Merchant Marine Acad.	Offensive Line	5-4					
1990	Allegheny College	Off. Coord./OL	9-0-1		4-0	Div III National Champions		
1991	Allegheny College	Off. Coord./OL	10-0		1-1	Div III National Quarterfinals		
1992	Allegheny College	Off. Coord./OL	8-2					
1993	Allegheny College	Off. Coord./OL	9-1		0-1	Div III National First Round		
1994	Ohio University	Offensive Line	0-11					
1995	Northeastern University	Off. Coord./OL	4-7					
1996	Northeastern University	Off. Coord./OL	6-5					
1997	Harvard University	Off. Coord./OL	9-1					
1998	Harvard University	Off. Coord./OL	4-6					
1999	University of Iowa	Offensive Line	1-10					
2000	University of Iowa	Offensive Line	3-9					
2001	University of Iowa	Offensive Line	6-5		1-0	Won Alamo Bowl (Texas Tech)		
2002	University of Iowa	Offensive Line	11-1		0-1	Lost Orange Bowl (Southern Cal)		
2003	Green Bay Packers	Ass't Off. Line	10-6		1-1	Lost Divisional Round (Philadelphia)		
2004	Green Bay Packers	T.E./Ass't Off. Line	10-6		0-1	Lost Wild Card Round (Minnesota)		
2005	Green Bay Packers	T.E./Ass't Off. Line	4-12					
2006	Green Bay Packers	Offensive Line	8-8					
2007	Green Bay Packers	Off. Coordinator	13-3		1-1	Lost NFC Champ. (N.Y. Giants)		
2008	Green Bay Packers	Off. Coordinator	6-10					
2009	Green Bay Packers	Off. Coordinator	11-5		0-1	Lost Wild Card Round (Arizona)		
2010	Green Bay Packers	Off. Coordinator	10-6		4-0	Won Super Bowl XLV (Pittsburgh)		
2011	Green Bay Packers	Off.Coordinator	15-1		0-1	Lost Divisional Round (N.Y. Giants)		
2012	Miami Dolphins	Head Coach	7-9					
2013	Miami Dolphins	Head Coach	8-8					
2014	Miami Dolphins	Head Coach	8-8					
REGULAR SEASON								
ALL GAMES								
	W	L	T	PCT.	W	L	T	PCT.
College Assistant	94	79	1	.543	100	82	1	.549
NFL Assistant	87	57	0	.604	93	62	0	.600
NFL Head Coach	23	25	0	.479	23	25	0	.479
29-YEAR COACHING HISTORY	204	161	1	.559	216	169	1	.561

JOE PHILBIN'S COACHING CAREER

1984-85	Tulane University – Graduate Assistant
1986-87	Worcester Tech – Offensive Line
1988-89	U.S. Merchant Marine Academy – Offensive Line
1990-93	Allegheny College – Offensive Coordinator/Offensive Line Coach
1994	Ohio University – Offensive Line Coach
1995-96	Northeastern University – Offensive Coordinator/Offensive Line Coach
1997-98	Harvard University – Offensive Coordinator/Offensive Line Coach
1999-2002	University of Iowa – Offensive Line Coach
2003-11	Green Bay Packers – Assistant Offensive Line Coach (2003) – Tight Ends/Assistant Offensive Line Coach (2004-05) – Offensive Line Coach (2006) – Offensive Coordinator (2007-11)
2012-	Miami Dolphins – Head Coach



BLUE ADAMS

ASSISTANT DEFENSIVE BACKS

COLLEGE: CINCINNATI // NFL: EIGHTH SEASON // DOLPHINS: FOURTH SEASON

Blue Adams enters his fourth season with the Dolphins after being named assistant defensive backs coach on February 10, 2012.

In 2014, working with Defensive Back Coach Lou Anarumo, the Dolphins defensive backfield allowed only 223.3 passing yards per game, as they finished the season ranked sixth in the NFL in that category. It marked the third-straight season that the unit has improved its ranking. Cornerback Brent Grimes recorded a team-leading five interceptions en route to his second Pro Bowl in as many years since joining the team. Along with Grimes, safety Reshad Jones impacted and was one of three players in the NFL to record 70-or-more tackles, one sack and three interceptions in 2014.

In 2013, Adams helped guide a secondary that saw marked improvement in his second season at the helm, going from being ranked 27th in the NFL in passing yards allowed per game in 2012 to being ranked 16th in 2013. The defense also nearly doubled its interception output, from 10 in 2012 to 18 in 2013. Further, the defense allowed only four touchdown passes to receivers all season and the team's 35 touchdown passes allowed over the 2012-13 seasons were the second-fewest in the NFL to the Seattle Seahawks. The defensive backfield was highlighted by the play of free-agent acquisition cornerback Grimes who earned a Pro Bowl trip after tying for the team lead with four interceptions and pacing the unit with 17 passes defended.

In 2012, Adams also assisted Anarumo with the secondary, which started five different players at cornerback during the season (Nolan Carroll, Richard Marshall, Dimitri Patterson, Sean Smith and Jimmy Wilson), while safeties Chris Clemons and Reshad Jones started all 16 games. Clemons set a career high with 96 tackles (69 solo), while Jones recorded 95 tackles (74 solo), one sack, two forced fumbles and a career-high four interceptions.

Adams joined the Dolphins after spending the 2011 season at the University of Northern Iowa working with the school's defensive backs. In 2010, he was a defensive graduate assistant at Purdue University, working with the defensive secondary.

A seventh-round selection of the Detroit Lions in the 2003 NFL draft, Adams played for the Lions and the Jacksonville Jaguars in 2003. In 2004, he played for NFL Europe's Rhein Fire. From 2005-08, Adams returned to the NFL and played with the Tampa Bay Buccaneers, Cincinnati Bengals and Atlanta Falcons. Adams tallied 51 tackles in his 50 career NFL games.

He rounded out his professional playing career in 2009 as a defensive back for the Montreal Alouettes of the Canadian Football League.

Adams played four years as a defensive back at the University of Cincinnati, recording a school-record 12 interceptions in his career. He was also a second-team All-Conference USA selection as a senior. Adams is a 1997 graduate of Miami (Fla.) Senior High School, where he lettered in football. As a senior, he earned honorable mention All-State and first-team All-County honors. He finished the year with four interceptions, four sacks, 69 tackles, two forced fumbles and two fumble recoveries.

BLUE ADAMS' COACHING CAREER	
2010	Purdue University – Defensive Graduate Assistant, Secondary
2011	University of Northern Iowa – Defensive Backs Coach
2012-	Miami Dolphins – Assistant Defensive Backs



LOU
ANARUMO

DEFENSIVE BACKS

COLLEGE: WAGNER // NFL: FOURTH SEASON // DOLPHINS: FOURTH SEASON

Lou Anarumo enters his fourth season with the Dolphins after being named defensive backs coach on February 4, 2012.

In 2014, Anarumo led a secondary that allowed only 222.3 passing yards per game, good for sixth best in the NFL and the third-straight season improving in this category. His group scored three defensive touchdowns (cornerback Cortland Finnegan on a fumble return at Oakland and safety Louis Delmas and cornerback Brent Grimes on interception returns at Jacksonville), marking the first season since 2003 when the Dolphins had three different players score defensive touchdowns. Grimes recorded a team-leading five interceptions en route to his second Pro Bowl in as many years since joining the team. Safety Reshad Jones was one of three players in the NFL in 2014 to record 70-or-more tackles, one sack and three interceptions.

In 2013, Anarumo guided a secondary that saw marked improvement in his second season at the helm, going from being ranked 27th in the NFL in passing yards allowed per game in 2012 to being ranked 16th in 2013. The defense also nearly doubled its interception output, from 10 in 2012 to 18 in 2013. Further, the defense allowed only four touchdown passes to receivers all season and the team's 35 touchdown passes allowed over the 2012-13 seasons were the second-fewest in the NFL to the Seattle Seahawks. The unit was fifth in the NFL in passer rating against, limiting opponents to a 77.3 rating. The defensive backfield was highlighted by the play of Grimes who earned a Pro Bowl trip after tying for the team lead with four interceptions and pacing the unit with 17 passes defended.

In Anarumo's first season with the Dolphins in 2012, he coached a secondary which started five different players at cornerback during the season (Nolan Carroll, Richard Marshall, Dimitri Patterson, Sean Smith and Jimmy Wilson). In addition, safeties Chris Clemons and Reshad Jones both had the best seasons of their NFL career. Starting all 16 games, Clemons set a career high with 96 tackles (69 solo), while Jones recorded 95 tackles (74 solo), one sack, two forced fumbles and a career-high four interceptions.

Anarumo joined the Dolphins after spending eight seasons (2004-11) as defensive backs coach at Purdue University. With four new starters in 2010, the Boilermaker secondary featured true freshman cornerback Ricardo Allen, who finished with three interceptions, returning two of them for touchdowns, and led the Big Ten in interception return yardage en

route to earning freshman All-America honors. Cornerbacks Brandon King and David Pender were named second team All-Big Ten in 2009, while safety Torri Williams was an honorable mention selection. Pender finished his career ranked tied for second in school history with 33 pass breakups. From 2005 to 2006, the Boilermakers rebuilt their secondary and improved from 287.3 passing yards allowed per game to 241.2 yards. In 2008, they ranked third overall in the Big Ten, surrendering just 183.2 yards per game. That figure dropped to 152.5 yards in conference games and was tops in the Big Ten. Safety Bernard Pollard was selected by the Kansas City Chiefs in the second round (54th overall pick) of the 2006 NFL draft, becoming the highest-drafted Purdue defensive player since linebacker Fred Strickland (47th overall) by the Los Angeles Rams in 1988.

Anarumo came to the Boilermakers from Marshall, where he coached the defensive backs from 2001-03. He also served as special teams coordinator in 2003. The Thundering Herd ranked 10th in the nation in passing defense in 2003, allowing 177.4 yards per game. They were sixth in 2002 at 161.5 yards after ranking 37th in 2001 at 198.7 yards. Marshall compiled a 30-8 record over the three seasons and won the GMAC Bowl in 2001 and 2002. Strong safety Chris Crocker was a third-round selection of the Cleveland Browns in the 2003 Draft.

Prior to his stint at Marshall, Anarumo was assistant head coach at Harvard from 1995-2000, working with the defensive backs and coordinating the special teams. During his tenure, he helped build a pass defense regarded among the finest in the Ivy League. The Crimson led the league in pass efficiency defense in 1999 and ranked second in interceptions in 2000.

From 1992-94, Anarumo was defensive coordinator and defensive backs coach at the U.S. Merchant Marine Academy. He also served as the admissions liaison to the athletics department.

Anarumo was a graduate assistant coach at Syracuse during the 1990-91 seasons. He was assistant defensive backs coach under Phil Elmassian – whom Anarumo replaced on the Boilermaker staff – and was responsible for film breakdown and organization of the scout teams.

From January to June 1990, Anarumo was a part-time running backs coach at Wagner College. He filled that same role at the United States Merchant Marine Academy from September 1989 to January 1990.

A native of Staten Island, N.Y., Anarumo earned his B.S. degree in special education from Wagner in 1990. While in college, he served as head junior varsity coach at Susan Wagner High School in Staten Island, N.Y.

Anarumo and his wife, Fran, have three children: Madison, Louis and Christopher.

LOU ANARUMO'S COACHING CAREER

1989-90	United States Merchant Marine Academy – Part Time Running Backs Coach
1990	Wagner College – Part Time Running Backs Coach
1990-91	Syracuse University – Graduate Assistant Coach
1992-94	United States Merchant Marine Academy – Defensive Coordinator/Defensive Backs
1995-2000	Harvard University – Assistant Head Coach
2001-03	Marshall University – Defensive Backs Coach
2004-2011	Purdue University – Defensive Backs Coach
2012-	Miami Dolphins – Defensive Backs Coach

FLIPPER

From 1966-68, a live dolphin was situated in a water tank in the open (east) end of the Orange Bowl. He would jump in the tank to celebrate touchdowns and field goals. Flipper was removed from the Orange Bowl after 1968.

In the 1994 feature film, “Ace Ventura”, starring Jim Carrey, the plot involved Snowflake, a fictional live dolphin who did tricks after the Dolphins score a touchdown and was the basis of the film after he was kidnapped as part of a revenge plot against Dolphins quarterback Dan Marino.





JOHN BENTON

OFFENSIVE LINE

COLLEGE: COLORADO STATE // NFL: 12TH SEASON // DOLPHINS: SECOND SEASON

John Benton enters his second season with the Dolphins after first being named assistant offensive line coach on January 29, 2014 and then being promoted to offensive line coach on March 1, 2014.

In Benton's first season with the Dolphins, his offensive line helped produce 361 first downs, tied for the second-most in franchise history and most since 1985 when the team had the same amount. The line opened up holes for running back Lamar Miller who surpassed the 1,000-yard rushing mark (1,099) for the first time in his career and helped protect quarterback Ryan Tannehill on his way to throwing for 4,045 passing yards (most since Dan Marino's 4,453 in 1994). Miller and Tannehill combined to become the first duo in franchise history to produce a 1,000-yard rusher and 4,000-yard passer in a season. Additionally, in Week 17 vs. the New York Jets, the offensive line sprung Miller for a 97-yard touchdown run, setting a new franchise record and the third-longest run in NFL history.

Despite missing the first four games of the season due to injury and making the switch to guard, Mike Pouncey was tabbed to his second-straight Pro Bowl in 2014. He became the first offensive player in Dolphins history to make the Pro Bowl at multiple positions after being selected at center in 2013. Tackle Ja'Wuan James became the eighth offensive lineman in Dolphins history to start all 16 games as a rookie, showing his versatility by starting nine games at right tackle and seven at left tackle en route to earning PFWA All-Rookie Team honors. Before suffering a knee injury, tackle Branden Albert was acknowledged as a member of the CBSSports.com Midseason All-Pro team.

Benton's 28 years of coaching experience includes 17 years in the college ranks and 11 seasons as an NFL assistant, including eight seasons (2006-13) as the Houston Texans offensive line coach. While with the Texans, Benton's offensive line was instrumental in establishing one of the NFL's top ranked offensive attacks, setting franchise marks for rushing yards (2,448) in 2011 and passing yards (4,654) and total offense (6,129 yards) in 2009. Behind All-Pro left tackle Duane Brown and All-Pro center Chris Myers, Houston's offensive line paved the way for the emergence of All-Pro running back Arian Foster, who became the 13th fastest player in NFL history to reach 5,000 career rushing yards. En route to 5,000 yards, Foster registered three consecutive 1,000-yard seasons (2010-12), a franchise-record 25 career 100-yard regular season rushing games and, entering the 2014 season, he leads the AFC at 90.7 rushing yards per game since 2010.

Prior to joining the Texans in 2006, Benton spent two seasons (2004-05) with the St. Louis Rams, coaching an offensive line which was anchored by All-Pro left tackle Orlando Pace. In 2005, the Rams offensive line helped All-Pro running back Stephen Jackson rush for 1,046, the first 1,000 rushing season of his career.

Benton began his coaching career at Colorado State as a graduate assistant (1987-90) prior to accepting the position of offensive line coach at California University (Pa.) while also serving as the school's recruiting coordinator (1990-94). Benton returned to Colorado State as the offensive line coach in 1995, a position he held until 2000, when he was named the school's co-offensive coordinator from 2000-03.

Benton was a four-year starter as an offensive lineman at Colorado State (1983-86), and earned honorable mention All-WAC honors during his junior and senior seasons. He was named to the WAC's All-Academic team as a senior in 1986. A native of Durango, Colorado, he and his wife, Nicole, have two daughters, Gabrielle and Paige.

JOHN BENTON'S COACHING CAREER

1987-90	Colorado State – Graduate Assistant
1990-94	California University (Pa.) – Offensive Line/Recruiting Coordinator
1995-2003	Colorado State – Offensive Line Coach (1995-2000) Colorado State – Co-Offensive Coordinator/Offensive Line Coach (2000-03)
2004-05	St. Louis Rams – Assistant Offensive Line Coach (2004) St. Louis Rams – Offensive Line Coach (2005)
2006-13	Houston Texans – Offensive Line Coach
2014-	Miami Dolphins – Offensive Line Coach



JACK BICKNELL JR.

ASSISTANT OFFENSIVE LINE

COLLEGE: BOSTON COLLEGE // NFL: SEVENTH SEASON // DOLPHINS: SECOND SEASON

Jack Bicknell Jr. enters his second season with the Dolphins after first being named assistant offensive line coach on March 1, 2014.

Working with Offensive Line Coach John Benton in his first season with the Dolphins, Bicknell assisted to guide an offensive line that helped produce 361 first downs, tied for the second-most in franchise history and most since 1985 when the team had the same amount. The line opened up holes for running back Lamar Miller who surpassed the 1,000-yard rushing mark (1,099) for the first time in his career and helped protect quarterback Ryan Tannehill on his way to throwing for 4,045 passing yards (most since Dan Marino's 4,453 in 1994). It was the first time in franchise history that the team has produced a 1,000-yard rusher and 4,000-yard passer in a season. Additionally, in Week 17 vs. the New York Jets, the offensive line sprung Miller for a 97-yard touchdown run, setting a new franchise record and the third-longest run in NFL history.

Despite missing the first four games of the season due to injury and making the switch to guard, Mike Pouncey was tabbed to his second-straight Pro Bowl in 2014. He became the first offensive player in Dolphins history to make the Pro Bowl at multiple positions after being selected at center in 2013. Tackle Ja'Wuan James became the eighth offensive lineman in Dolphins history to start all 16 games as a rookie, showing his versatility by starting nine games at right tackle and seven at left tackle en route to earning PFWA All-Rookie Team honors. Before suffering a knee injury, tackle Branden Albert was acknowledged as a member of the CBSsports.com MidSeason All-Pro Team.

Bicknell came to Miami after spending the 2013 season as the offensive line coach for the Pittsburgh Steelers. While in Pittsburgh, Bicknell's unit paved the way for running back Le'Veon Bell, who amassed 1,259 yards from scrimmage, the most by a Steelers rookie, surpassing Franco Harris (1,235) and became just the third Pittsburgh rookie to amass over 1,000 yards from scrimmage. Bell also became the first Steelers rookie to rush for more than 100 yards in a regular season game since the 2004 season when he compiled 124 yards on 26 carries and one touchdown in a Week 16 victory at Green Bay.

Prior to joining the Steelers, Bicknell served as the offensive line coach for the Kansas City Chiefs in 2012 where he directed a unit that was instrumental in helping running back Jamaal Charles return to All-Pro form after an ACL injury cut short his 2011 season. Charles returned in 2012 and set career highs in carries (285) and rushing yards (1,509) en route to his second Pro Bowl selection at the conclusion of the season.

Bicknell began his NFL coaching career with the New York Giants in 2009 and was a member of a coaching staff that helped lead the franchise to its fourth Super Bowl title with

a 21-17 victory over the New England Patriots on February 5, 2012. During the 2011 season, the Giants' line anchored an offense that finished fifth in the NFL in passing while only allowing 28 sacks. During his tenure as the Giants offensive line coach, guards Chris Snee and Shaun O'Hara were selected to three straight Pro Bowls each (2009-11). Following his first season with New York, three offensive linemen (Snee, O'Hara and tackle David Diehl) were selected to the 2010 Pro Bowl, marking the first time since 1962 that three Giants from the same position group were selected to the Pro Bowl.

Before entering the NFL coaching ranks, Bicknell spent 24 seasons (1985-2008) coaching on the collegiate level, of which eight seasons were spent as the head coach at Louisiana Tech (1999-2006), where his 43 victories are still the third-most in school history. Following the 2001 season, he was named WAC Coach of the Year after leading the Bulldogs to a conference championship in its first year of membership. Bicknell also served as the Bulldogs' offensive line coach from 1997-98.

Bicknell began his coaching career at his alma mater, Boston College, as a graduate assistant from 1985-86. Following his two seasons with the Eagles, Bicknell joined the staff at the University of New Hampshire in 1987 and spent 10 seasons with the Wildcats coaching the defensive line (1987-92) before moving to the offensive line (1993-96). Bicknell returned to Boston College in 2007 as the Eagles' assistant head coach/offensive line coach for two seasons (2007-08) before joining the Giants in the NFL.

A three-year letter winner as an offensive lineman, Bicknell played collegiately for his father at Boston College from 1981-85 where he was the center for 1984 Heisman Trophy winning quarterback Doug Flutie. It was Bicknell who snapped the ball to Flutie on the final play of the Boston College/Miami game which led to one of the most memorable conclusions to a game in college football history. The Flutie "Hail Mary" game-winning touchdown pass to wide receiver Gerald Phelan propelled the Eagles over the Miami Hurricanes in the Orange Bowl in 1984. In Bicknell's final season at Boston College, he was honored with the Scanlon Award, the highest honor bestowed upon a Boston College football player, the Scarminach Award for athletic and academic excellence and the Dean's Award in the school of education.

Bicknell comes from a family of coaches. His father, Jack, was the head coach at Boston College (1981-90) prior to becoming the head coach of the Barcelona Dragons (1991-03) of NFL Europe. His brother, Bob, has been an assistant coach at the collegiate and professional level since 1993 and in the NFL since 2007 where he been with three different teams, including, Kansas City (2007-09), Buffalo (2010-12) and currently is the wide receiver coach in Philadelphia (2013-). Born in North Plainfield, New Jersey, Bicknell attended Orono (Maine) High School. He and his wife, Helen, have three children, John, Katelyn and Alyse.

JACK BICKNELL JR.'S COACHING CAREER	
1987-90	Colorado State – Graduate Assistant
1985-86	Boston College – Graduate Assistant
1987-96	New Hampshire – Defensive Line Coach (1987-92) Offensive Line Coach (1993-96)
1997-2006	Louisiana Tech – Offensive Line Coach (1997-98) Head Coach (1999-2006)
2007-08	Boston College – Offensive Line Coach
2009-11	New York Giants – Assistant Offensive Line Coach
2012	Kansas City Chiefs – Offensive Line Coach
2013	Pittsburgh Steelers – Offensive Line Coach
2014-	Miami Dolphins – Assistant Offensive Line Coach

1972 DOLPHINS BOAST PAIR OF 1,000-YARD RUSHERS

The 1972 Miami Dolphins led the NFL by averaging 211.4 yards rushing per game that year. They were led by running backs Larry Csonka and Mercury Morris, who rushed for 1,117 and 1,000 yards, respectively. The '72 Dolphins are one of only four teams in NFL history to have two 1,000-yard rushers in the same season. They are joined by the 1976 Pittsburgh Steelers (Franco Harris – 1,128; Rocky Bleier – 1,036), the 1985 Cleveland Browns (Kevin Mack – 1,104; Earnest Byner – 1,002) and the 2006 Atlanta Falcons (Warrick Dunn – 1,140; Michael Vick – 1,039).



CHARLIE BULLEN

ASSISTANT DEFENSIVE LINE

COLLEGE: IOWA // NFL: FOURTH SEASON // DOLPHINS: FOURTH SEASON

Charlie Bullen enters his fourth season with the Dolphins and his third as the team's assistant defensive line coach, having been named to the position on January 30, 2013. Bullen originally joined the organization as the team's defensive assistant on February 10, 2012.

In Bullen's three seasons (2012-14) working with the defensive line, Miami has recorded 123 sacks, the fifth-highest total in the AFC and ninth-most in the NFL over that time span.

In 2014, Bullen assisted with a defensive line that accounted for 30.5 of the team's 39 sacks by the defense. Leading the pass rush was defensive end Cameron Wake, who finished the season with 11.5 sacks and earned his fourth trip to the Pro Bowl. Along with Wake, fellow defensive end Olivier Vernon added 6.5 sacks, bringing his career total to 21.5 sacks, tied for the second-most sacks by a player in their first three NFL seasons with the Dolphins.

In 2013, Bullen helped guide a unit that contributed 34 of the defense's 42 sacks which was the third consecutive season that the defense had recorded 40-plus sacks and marked the first time in team history the team had accomplished this feat in three straight seasons. Additionally, the Dolphins were one of only four NFL teams to record 40-or-more sacks in each of the 2011-13 seasons. Wake earned his third Pro Bowl nod in 2013 with 8.5 sacks and Vernon notched a team-high 11.5 sacks.

In 2012, Bullen assisted a defense that finished seventh in the NFL and third in the AFC in points allowed per game (19.8). The defense's 42.6 percent of red zone touchdowns allowed was the lowest figure in the NFL. Bullen spent a lot of time helping the defensive line, which featured two players who were selected to the Pro Bowl, Wake and Randy Starks. Wake ranked third in the AFC and fourth in the NFL with 15 sacks and that total also tied for the sixth-highest single-season sack total in Dolphins history.

Bullen joined the Dolphins after spending the 2009-11 seasons as a graduate assistant coach working with the defense at the University of Iowa. Bullen also served as a student assistant for two seasons, working with then offensive coordinator and current Dolphins wide receivers coach Ken O'Keefe and the Hawkeye quarterbacks while completing work towards his bachelor's degree.

Bullen served as a volunteer assistant coach at Iowa City High School in 2006, working with the quarterbacks. City High posted a 9-2 record in 2006 and reached the state quarterfinals.

Prior to attending Iowa, Bullen played quarterback at Harper College in Palatine, Illinois. Bullen earned his bachelor's degree in finance in 2008 and a master's degree in sports management from the University of Iowa in 2011.

Bullen, along with the team's defensive linemen, participated in the Miami Dolphins "All-Community Team" program under the group name "First Line of Defense." As part of the program, Bullen and the defensive line purchased tickets, food vouchers, T-shirts and parking to each of the team's regular season home games and donated them to a charitable organization.

A member of the American Football Coaches Association, Bullen is a native of Palatine, Illinois. He and his wife, Megan, reside in Fort Lauderdale, Fla.

CHARLIE BULLEN'S COACHING CAREER

2007-11	University of Iowa – Student Assistant (2007-08) Graduate Assistant Coach (2009-11)
2012-	Miami Dolphins – Defensive Assistant Coach (2012) Assistant Defensive Line Coach (2013-)



JEFF BURRIS

DEFENSIVE ASSISTANT

COLLEGE: NOTRE DAME // NFL: 13TH SEASON // DOLPHINS: THIRD SEASON

Jeff Burris enters his third season with the Dolphins after being named as the club's defensive assistant prior to the 2013 season.

In 2014, Burris assisted a Dolphins defensive backfield that finished the season ranked sixth in the NFL by allowing only 223.3 passing yards per game. It marked the third-straight season that the unit has improved its ranking. Cornerback Brent Grimes recorded a team-leading five interceptions en route to his second Pro Bowl in as many years since joining the team. Along with Grimes, safety Reshad Jones impacted the defense and was one of three players in the NFL to record 70-or-more tackles, one sack and three interceptions in 2014.

In 2013, Burris helped guide a secondary that saw marked improvement, going from being ranked 27th in the NFL in passing yards allowed per game in 2012 to being ranked 16th in 2013. The defense also nearly doubled its interception output, from 10 in 2012 to 18 in 2013. Further, the defense allowed only four touchdown passes to receivers all season and the team's 35 touchdown passes allowed over the last two seasons are the second-fewest in the NFL to the Seattle Seahawks. The unit was fifth in the NFL in passer rating against, limiting opponents to a 77.3 rating. The defensive backfield was highlighted by the play of Grimes, who earned his second Pro Bowl trip after tying for the team lead with four interceptions and pacing the unit with 17 passes defended.

Burris joined the Dolphins after spending the 2012 season as the cornerbacks coach at the University of Massachusetts. He also served as the program's community outreach liaison and had responsibilities in recruiting. Prior to joining the Minutemen, Burris served as the defensive backs coach of the United Football League's Sacramento Mountain Lions in 2011. He served a coaching internship with the Buffalo Bills in September of 2008. Burris began his coaching career in 2007 at Fishers (Ind.) High School, where he worked with the defensive backfield and assisted in the implementation of the school's defensive scheme.

A first-round selection of the Bills in the 1994 NFL draft, he played cornerback for 10 seasons in the league with the Bills (1994-97), Indianapolis Colts (1998-2001) and Cincinnati Bengals (2002-03). Burris earned a spot on the NFL's All-Rookie team in 1994. Overall, he played in 144 regular season games, started 119 of them, and posted career statistics of 529 tackles and 19 interceptions, which he returned for 302 yards and scored two touchdowns.

Burris played safety at the University of Notre Dame, where he was a consensus All-America pick and senior tri-captain. He helped lead the Irish to an 11-1 record as a senior in 1993 as the school ranked second in the final national polls that season.

A native of Rock Hill, S.C., Burris graduated from that city's Northwestern High School.

JEFF BURRIS' COACHING CAREER

2011	Sacramento (UFL) – Defensive Backs Coach
2012	Massachusetts – Cornerbacks Coach
2013-	Miami Dolphins – Defensive Assistant



DAN CAMPBELL

TIGHT ENDS

COLLEGE: TEXAS A&M // NFL: 16TH SEASON // DOLPHINS: FIFTH SEASON

Dan Campbell enters his fifth season as Miami's tight ends coach in 2015. He originally joined the Dolphins prior to the 2010 season as a coaching intern/offense.

In 2014, Campbell's tight end unit was led by Charles Clay who posted 58 receptions for 605 yards and three touchdowns in 2014. Fellow tight end Dion Sims recorded career highs in receptions (24), receiving yards (284) and touchdowns (two). The tight ends also played a pivotal role in blocking for running back Lamar Miller en route to his first 1,000-yard rushing season. The unit helped quarterback Ryan Tannehill throw for 4,045 passing yards (most since Dan Marino's 4,453 in 1994). Miller and Tannehill combined to become the first duo in franchise history to produce a 1,000-yard rusher and 4,000-yard passer in a season.

In 2013, Campbell guided a tight ends group that featured a breakout season by Clay, who finished with the second-most receptions (69) and receiving yards (759) and tied for the third-most receiving touchdowns (six) in a season in team history by a tight end. In 2012, Campbell's unit was paced by Anthony Fasano, who posted a team-leading five touchdown receptions.

Campbell joined the Dolphins after 11 years of playing experience with the New York Giants (1999-2002), Dallas Cowboys (2003-05), Detroit Lions (2006-08) and New Orleans Saints (2009). A third-round selection of the Giants in the 1999 NFL draft, the former tight end appeared in a total of 114 games with 75 starts and caught 91 passes for 934 yards and 11 touchdowns.

Campbell attended Texas A&M where he was a four-year letterwinner and agricultural development major. A native of Clifton, Texas, Campbell and his wife, Holly, have a son, Cody and a daughter, Piper.

DAN CAMPBELL'S COACHING CAREER

2010- Miami Dolphins – Coaching Intern/Offense (2010)
Tight Ends Coach (2011-)



DAVID CORRAO

ASSISTANT LINEBACKERS

COLLEGE: ARIZONA // NFL: EIGHTH SEASON // DOLPHINS: EIGHTH SEASON

David Corrao is in his eighth season as a member of the Dolphins' coaching staff. In his current role, Corrao works as the assistant linebackers coach.

Working with Linebackers Coach Mark Duffner in 2014, Corrao assisted with the development of Jelani Jenkins. Jenkins, who was mainly a special teams contributor in 2013, stepped into the starting lineup in Week 2 and did not relinquish the spot, leading the team with 108 tackles. He was one of just three players in the NFL to record 100-or-more total tackles, 3.5-or-more sacks and two-or-more forced fumbles.

Since joining the Dolphins in 2008, Corrao has helped guide a linebacking corps that has experienced success in several areas. In 2010, Cameron Wake earned his first career Pro Bowl appearance as an outside linebacker, while Kevin Burnett (110 tackles in 2012), Karlos Dansby (134 tackles in 2012) and Dannell Ellerbe (101 tackles in 2013) all notched career-high single-season tackles totals. Additionally, from 2010-11, the squad's linebackers accounted for 45.5 of the team's 80 sacks.

Corrao joined the Dolphins after coaching the linebackers at the University of Mississippi in 2007. He served as a defensive graduate assistant coach at Ole Miss the previous two years (2005-06), when he worked with linebacker Patrick Willis, a first-round draft choice of the San Francisco 49ers and the 2007 Associated Press Defensive Rookie of the Year.

Prior to joining the Ole Miss staff, Corrao tutored the tight ends at Northeastern University in 2004. After several years coaching in the high school ranks, he served as a graduate assistant at Syracuse University from 2000-03.

Corrao attended the University of San Diego, where he was a member of the football team as a freshman in 1992. He earned his bachelor's degree in creative writing from the University of Arizona in 1997 and a masters in instructional design development and evaluation from Syracuse in 2003. He is a graduate of Trabuco Hills High School in Mission Viejo, Calif.

Corrao lives in South Florida with his wife, Trisha, and daughter, Landry. They are expecting a second daughter, Shaye.

DAVID CORRAO'S COACHING CAREER

2000-03	Syracuse – Graduate Assistant
2004	Northeastern – Tight Ends Coach
2005-07	Mississippi – Graduate Assistant (2005-06) – Linebackers Coach (2007)
2008-	Miami Dolphins – Defensive Quality Control Coach (2008-09) – Defensive Quality Control Coach/Assistant Linebackers Coach (2010) – Assistant Linebackers Coach (2011-)



KEVIN
COYLE

DEFENSIVE COORDINATOR

COLLEGE: MASSACHUSETTS // NFL: 15TH SEASON // DOLPHINS: FOURTH SEASON

Entering his 38th season as a coach, Kevin Coyle begins his fourth season with the Dolphins after being named defensive coordinator on January 27, 2012.

In 2014, Coyle led a defense that once again featured two Pro Bowl selections in cornerback Brent Grimes and defensive end Cameron Wake. In November, the Dolphins recorded their first shutout since 2006 by blanking the San Diego Chargers in a 37-0 victory. Along the way, the Dolphins defense contributed three defensive touchdowns (cornerback Cortland Finnegan at Oakland and safety Louis Delmas and Grimes at Jacksonville), marking the first season since 2003 when the Dolphins had three different players score defensive touchdowns. The unit also recorded a four-game stretch where they forced 11 takeaways, the most since 2003. The secondary also improved for the third-straight year in 2014, finishing sixth in the NFL, allowing

222.3 passing yards per game. Linebacker Jelani Jenkins led the defense with 108 tackles and was one of just three players in the NFL to record 100-or-more total tackles, 3.5-or-more sacks and two-or-more forced fumbles in 2014. Safety Reshad Jones was one of three players in the NFL in 2014 to record 70-or-more tackles, one sack and three interceptions.

In 2013, Coyle guided a defense that finished eighth in the NFL in points allowed per game (20.9), marking the second-consecutive season the Dolphins defense had finished in the top eight and one of only four teams to accomplish that feat. The defense also finished third in the AFC in points allowed for two-straight seasons. Similarly, Coyle's unit totaled 42 sacks, the third-consecutive season that the defense recorded 40-or-more sacks and the first time in team history that the team accomplished the feat in three-straight seasons. Further, the defense allowed only four touchdown passes to receivers all season and the team's 35 touchdown passes allowed over the 2012-13 seasons were the second-fewest in the NFL. The unit was fifth in the NFL in passer rating against, limiting opponents to a 77.3 rating and the defense's 46.4 percent of red zone touchdowns allowed was fifth-best in the NFL. Coyle's defense once again included two Pro Bowl selections in Grimes, who made his second trip (tied for the team lead with four interceptions and led the team with 17 passes defended), and Cameron Wake, who earned his third appearance with 8.5 sacks.

In 2012, Coyle oversaw a defense which ranked seventh in the NFL and third in the AFC in points allowed per game (19.8). The defense's 42.6 percent of red zone touchdowns allowed was the lowest figure in the NFL and the team's 36.6 percent third down conversion rate against was the sixth best in the AFC and 14th best mark in club history. Coyle's defense featured two Pro Bowl selections in Wake, who established a career-high 15 sacks, and Randy Starks, who added 4.5 sacks of his own. Additionally, for the third time in team history, the Dolphins had four players with 95 or more tackles.

Coyle joined Miami from the Cincinnati Bengals, where he served the previous nine seasons (2003-11) as defensive backs coach after serving as cornerbacks coach from 2001-02.

In 2011, the Bengals ranked seventh in the NFL in total defense, which included a pass defense that finished ninth by allowing just 211.6 passing yards per game. Coyle's secondary helped Cincinnati score a defensive touchdown in three-straight games, with each of the scores initiated through a turnover created by a member of the defensive backfield. That feat had not been accomplished by the Bengals in nearly 30 years.

The 2010 season presented a challenge for Coyle as five veteran defensive backs due for starting jobs or significant reserve roles wound up being placed on the Reserve/Injured list and missed a combined total of 46 games. Cornerbacks Leon Hall and Johnathan Joseph were standouts on this unit and combined for seven interceptions. Also during the 2010 season, Coyle helped guide a productive return to the NFL for cornerback Adam Jones, prior to Jones' season-ending injury after five games. Jones proved to be an explosive force and a solid team influence after sitting out the 2009 season. Additionally, he helped revive the careers of safeties Chris Crocker and Reggie Nelson.

In 2009, working with a healthier unit, Coyle directed a group that helped fuel the team's capture of the AFC North Division title. The Bengals finished sixth in the NFL in net pass defense and fourth in overall defense.

In 2005, Coyle oversaw a Bengals defensive back unit that had 23 of Cincinnati's NFL-leading 31 interceptions on the year. He helped guide a 10-interception season by Pro Bowl cornerback Deltha O'Neal, the highest individual total in Bengals history. O'Neal was the second defensive back under Coyle to make the Pro Bowl, as cornerback Tory James earned the honor in 2004, when he had eight interceptions.

Prior to joining the Bengals, Coyle served as defensive coordinator at Fresno State from 1997-2000, where his defenses produced three first-team All-Western Athletic Conference players in both '99 and '00, best in the league both years. Six players from Coyle's Fresno State defenses went on to play in the NFL, including three defensive backs.

As Maryland's defensive coordinator from 1994-96, Coyle oversaw a dramatic improvement in the Terrapins defense, steadily guiding a program that had struggled prior to his arrival and coaching future NFL cornerbacks Chad Scott and Lewis Sanders.

Serving as defensive coordinator at Syracuse from 1991-93, Coyle's 1992 defense led the nation in interceptions (24) and set a school record for fewest rushing yards allowed (1,007) in an 11-game season. During his time there, the Orange posted victories over Ohio State and Colorado in consecutive seasons. He also coached future NFL standout safety Donovan Darius.

Coyle was at Holy Cross from 1982-90. During his five years as defensive coordinator (1986-90), the school was the winningest Division I-AA team in the nation (49-5-1). In 1980, he was a coaching assistant at Arkansas under College Football Hall of Famer Lou Holtz.

He began his college tenure in 1978 as a graduate assistant at the University of Cincinnati.

Coyle is involved with numerous local and national charities. He has participated in the Miami Dolphins "All-Community Team" program under the group name "Coyle's Champions."


As part of the program, he purchased tickets, food vouchers, T-shirts and parking to each of the team's regular season home games and donated them to a charitable organization.

Coyle was born in Staten Island, N.Y. where he attended Monsignor Farrell High School and was inducted into the school's hall of fame in 2010. He was also inducted into the Staten Island Sports Hall of Fame in January of 2012. He received his undergraduate degree in physical education from Massachusetts in 1978 and earned a master's degree in education from Cincinnati in 1979.

He and his wife, Louise, have a daughter, Jenlain, who is attending Georgetown Law School.

KEVIN COYLE'S COACHING CAREER

1978-79	University of Cincinnati – Graduate Assistant Coach
1980	University of Arkansas – Coaching Assistant Coach
1981	U.S. Merchant Marine Academy – Defensive Coordinator
1982-90	The College of the Holy Cross – Assistant Coach Defensive Coordinator (1986-90)
1991-93	Syracuse University – Defensive Coordinator
1994-96	University of Maryland – Defensive Coordinator
1997-2000	Fresno State – Defensive Coordinator
2001-11	Cincinnati Bengals – Cornerbacks Coach (2001-02) Defensive Backs Coach (2003-11)
2012-	Miami Dolphins – Defensive Coordinator



MARK
DUFFNER

LINEBACKERS

COLLEGE: WILLIAM & MARY // NFL: 19TH SEASON // DOLPHINS: SECOND SEASON

Mark Duffner enters his second season with the Dolphins after being named linebackers coach on January 21, 2014. He has 40 years of coaching experience, which includes the past 18 seasons as an NFL assistant and 22 years in the college ranks, of which 11 seasons were spent as a head coach.

In his first season directing Miami's linebackers, Duffner helped develop Jelani Jenkins, who was mainly a special teams contributor in 2013. Jenkins stepped into the starting lineup in Week 2 and did not relinquish the spot, leading the team with 108 tackles. He was one of just three players in the NFL to record 100-or-more total tackles, 3.5-or-more sacks and two-or-more forced fumbles. Veteran Koa Misi moved to middle linebacker in 2014 and made a career-high 64 stops with one sack in 11 starts.

Duffner joined Miami from the Jacksonville Jaguars where he spent eight seasons (2006-13) as linebackers coach. He was named the Jaguars' 20th anniversary top assistant coach by The Florida Times-Union. In 2013 with the Jaguars, Duffner's unit was highlighted with the selection of veteran Paul Posluszny to the 2014 Pro Bowl. He became the first Jacksonville linebacker selected since 1999. In 2012, the duo of Posluszny, who broke the Jaguars franchise single-season record with a career-high 231 tackles, while adding three interceptions and two sacks, and first-year starter Russell Allen, who posted a career-best 201 tackles, became the first tandem in Jaguars history to each make 200 or more tackles in a season. To date, three of the franchise's top four seasons in terms of individual tackles were made by Duffner-coached linebackers.

Prior to joining the Jaguars, Duffner held the same position with the Green Bay Packers for three seasons (2003-05). During his time with the Packers, Duffner was instrumental in the development of 2003 first-round draft pick Nick Barnett, who set a franchise record with 194 tackles and became the first Packer to lead the team in tackles for three consecutive seasons

(2003-05). Also while in Green Bay, the Packers defense concluded the 2005 season as the NFL's top ranked defense against the pass, and as the seventh ranked defense overall in the NFL.

Duffner entered the NFL coaching ranks with the Cincinnati Bengals, where he spent six seasons as linebackers coach (1997-2000) and defensive coordinator (2001-02). In his first year as coordinator in 2001, the Bengals defense allowed the unit's fewest points (309) since 1989 and fewest yards per game (302) since 1983. In addition, the defense set a franchise single-season record for sacks that year with 48, a mark that stood for 11 seasons.

As well as being an accomplished assistant coach in the NFL, Duffner has an 80-40-1 record as a head coach at the collegiate level. As head coach at the University of Maryland (1992-96), Duffner led the Terrapins to their best record over two seasons in over a decade in his final two seasons, as well as a return to the national rankings in 1995 for the first time in nine seasons. Duffner was also the head coach at The College of the Holy Cross for six seasons (1986-91). While Duffner was head coach of the Crusaders, Holy Cross won five Patriot League championships, four Lambert Cups and four ECAC Team of the Year awards. Duffner also led his team to the No. 1 ranking in the final 1987 NCAA Division I-AA poll. He was named the Patriot League Coach of the Year four times, while also being named National Coach of the Year honors in 1987 and 1991. Duffner's .917 winning percentage (60-5-1) was the best in school and Patriot League history when he left the program. He was inducted into The College of the Holy Cross Hall of Fame in 2008.

Duffner's coaching career began as a graduate assistant under Woody Hayes at Ohio State (1975-76) where he earned a master's degree before serving as defensive coordinator at the University of Cincinnati (1977-80).

A native of Annandale, Virginia, Duffner played defensive line at William & Mary (1972-74) and was later inducted into the school's Hall of Fame in 1990. He and his wife, Kathy, have three children, daughters, Christina and Carolyn, and son, John, and a granddaughter, Camilla.

MARK DUFFNER'S COACHING CAREER

1975-76	Ohio State – Graduate Assistant
1977-80	Cincinnati – Defensive Coordinator
1981-91	Holy Cross – Defensive Coordinator (1981-86) Head Coach (1986-91)
1992-96	Maryland – Head Coach
1997-2002	Cincinnati Bengals – Linebackers Coach (1997-00) Defensive Coordinator (2001-02)
2003-05	Green Bay Packers – Linebackers Coach
2006-13	Jacksonville Jaguars – Linebackers Coach
2014-	Miami Dolphins – Linebackers Coach



**BEN
JOHNSON**

ASSISTANT QUARTERBACKS

COLLEGE: NORTH CAROLINA // NFL: FOURTH SEASON // DOLPHINS: FOURTH SEASON

Ben Johnson enters his fourth season with the Dolphins and his third as the team's assistant quarterbacks coach, having been named to the position on January 30, 2013. Johnson originally joined the organization as the team's offensive assistant on February 10, 2012.

Working with Quarterbacks Coach Zac Taylor and Offensive Coordinator Bill Lazor, Johnson helped Ryan Tannehill experience significant progress in his development in the 2014 campaign. Tannehill finished with 4,045 passing yards, establishing a new career high and he joined Dan Marino as the only quarterbacks in franchise history to surpass 4,000 yards in a season. Tannehill's 11,252 passing yards in his first three seasons are the sixth-most by

any quarterback in NFL history over the course of their first three seasons. Tannehill has thrown for more than 3,000 yards in each of his three seasons, becoming the first to do so in his first three seasons with the team. His 27 touchdowns in 2014 were also a career high, the sixth most in Dolphins history, and the most since Marino threw 30 in 1994. Tannehill also set career highs with a completion percentage of 66.4 and a passer rating of 92.8. Additionally, Tannehill set a franchise record with his 392 completions, surpassing Marino's 385 in 1994.

In 2013, Johnson helped guide quarterback Tannehill to throw for 3,912 passing yards. His 7,207 passing yards through his first two seasons were the fifth-most by any quarterback over the course of their first two seasons in NFL history.

In 2012, Johnson assisted with an offensive unit which finished fourth in the AFC in rushing touchdowns (15) and tied for third in the NFL in fewest offensive penalties (39). In addition, quarterback Tannehill set franchise rookie records in several offensive categories and became the first quarterback in Dolphins history to start in all the team's games in his first year in the league.

Johnson joined the Dolphins after spending three years (2009-11) at Boston College. He spent his final season as tight ends coach after spending his first two seasons as a graduate assistant.

Johnson played four seasons as a quarterback for UNC after walking on to the team in 2004. He graduated from North Carolina in 2008 with a B.S. in mathematics and a B.S. in computer science.

BEN JOHNSON'S COACHING CAREER

2009-11	Boston College – Graduate Assistant (2009-10) Tight Ends Coach (2011)
2012-	Miami Dolphins – Offensive Assistant Coach (2012) Assistant Quarterbacks Coach (2013-)



DARREN
KREIN

HEAD STRENGTH AND CONDITIONING

COLLEGE: MIAMI (FLA.) // NFL: 17TH SEASON // DOLPHINS: FIFTH SEASON

Darren Krein enters his fifth season with the Dolphins after being named the head strength and conditioning coach on January 20, 2011. He was retained by Head Coach Joe Philbin on January 30, 2012.

In 2013, Krein was recognized by his peers with their highest honor as he named the NFL Strength Coach of the Year at the league's annual Strength and Conditioning Coaches banquet in Indianapolis.

Prior to his arrival in Miami, Krein spent 11 years in the NFL in various strength and conditioning capacities, having been a part of the Seattle Seahawks staff on two different occasions (1997-98 and 2001-09). He originally joined the Seahawks as a member of Dennis Erickson's staff on March 1, 1997, for two seasons and re-joined the team in 2001 in the same capacity under Mike Holmgren. Krein holds the distinction of being the first-ever assistant strength and conditioning coach hired by the Seattle Seahawks.

While in Seattle he assisted in the coordination of the players' weight training, along with the team's offseason conditioning program. He also played an integral role in the designing and implementation of the rehabilitation process, working with players that were previously injured to help build strength and flexibility to become game ready. A notable Krein achievement was the physical development of Pro Bowl quarterback Matt Hasselbeck, who after injuries cut short his first season in Seattle (2001) and serving as the primary backup in 2002, Hasselbeck's offseason training, under the supervision of Krein, allowed him in 2003, 2005 and 2007 to become the first Seahawks quarterback since Rick Mirer in 1993 to start all 16 games as well as being named a member of the NFC Pro Bowl squad.

Prior to joining the Seahawks, Krein was a 1994 fifth-round (150th overall) draft choice of the San Diego Chargers. He missed his rookie season due to a knee injury. Claimed off waivers by the Green Bay Packers on June 17, 1995, he did not see game action. Krein played the entire 1996 World League season with the Barcelona Dragons, but re-injured his knee which required surgery at the end of the season and retired.

A four-year letterman as a defensive end at the University of Miami (1989-93), Krein was named unanimous first-team All-Big East selection and second-team Associated Press All-American as a senior. He left the Hurricanes with 190 career tackles and 17.5 sacks after beginning his career as a middle linebacker. Krein earned his degree in business management from the University of Miami.

A native of Aurora, Colorado, where he attended Smoky Hill High School, Krein and his wife, Jennifer, have a daughter Ella and two sons Aiden and Kellen.

DARREN KREIN'S COACHING CAREER

1997-98	Seattle Seahawks – Assistant Strength and Conditioning Coach
2001-09	Seattle Seahawks – Assistant Strength and Conditioning Coach
2011-	Miami Dolphins – Head Strength and Conditioning Coach



**BILL
LAZOR**

OFFENSIVE COORDINATOR

COLLEGE: CORNELL // NFL: 10TH SEASON // DOLPHINS: SECOND SEASON

Bill Lazor enters his second season with the Dolphins after being named offensive coordinator on January 15, 2014.

In his first season with the Dolphins in 2014, Miami's offense experienced a dramatic improvement. Lazor's debut season saw the Dolphins score 24.3 points per game, tied for the eighth-highest season average in team history and most since the team averaged 24.9 in 1995. The 4.5-point increase from 2013 (19.8 PPG) was the fourth highest average points per game increase in the NFL from 2013 to '14. Miami's 350.1 yards per game on offense in 2014 were the 10th-highest average in franchise history and most since the team averaged 357.3 in 1995. The Dolphins offense set a new franchise record with 36 first downs in a game in Miami's 37-35 come-from-behind victory over Minnesota in Week 16. The run game excelled with 399 rushing attempts for 1,872 yards in 2014. The unit's 4.69 rushing average was the second highest in the NFL and fifth-best mark in franchise history.

One of the biggest improvements on offense was the progress of third-year quarterback Ryan Tannehill, who established a new career high with 4,045 passing yards. He joined Dan Marino as the only quarterbacks in franchise history to surpass 4,000 yards in a season. His 27 touchdowns were also a career high, the sixth most in Dolphins history, and the most since Marino threw 30 in 1994. Tannehill also set career highs with a completion percentage of 66.4 and a passer rating of 92.8. Additionally, Tannehill set a franchise record with his 392 completions, surpassing Marino's 385 in 1994. Tannehill's 11,252 passing yards in his first three seasons are the sixth-most by any quarterback in NFL history in their first three seasons.

Running back Lamar Miller rushed for 1,099 yards and became the first Dolphins 1,000-yard rusher since Reggie Bush in 2011 (1,086 yards). Miller and Tannehill combined to become the first duo in franchise history to produce a 1,000-yard rusher and 4,000-yard passer in a season. Rookie Jarvis Landry recorded 84 receptions, the fourth most in a season in franchise history and the most in a season by a rookie. It was the sixth-most receptions by a rookie in NFL history. Rookie tackle Ja'Wuan James also put forth an outstanding first season,

starting every game - nine at right tackle and seven at left tackle, and becoming the eighth offensive linemen in Dolphins history to start all 16 games as a rookie. Despite missing the first four games of the season due to injury and making the switch to guard in 2014, Mike Pouncey was tabbed to his second-straight Pro Bowl, becoming the first offensive player in Dolphins history to make the Pro Bowl at multiple positions after being selected at center the year prior.

Lazor joined Miami after spending the 2013 season with the Philadelphia Eagles as the team's quarterbacks coach. While with the Eagles, Lazor played a central role in the development of second-year quarterback Nick Foles, who completed the season as the NFL's highest rated passer with a 119.2 rating. The 119.2 rating was the third-highest single-season mark in NFL history behind only Green Bay's Aaron Rodgers (122.5 in 2011) and then Indianapolis' Peyton Manning (121.1 in 2004). During the 2013 campaign, Foles' accomplishments also included nine games of a passer rating over 100-plus and throwing for 27 touchdowns with only two interceptions. He also led the NFL in yards per pass attempt (9.1), and touchdown percentage (8.5).

Prior to his year with the Eagles, Lazor spent three seasons (2010-12) as the offensive coordinator and quarterbacks coach at the University of Virginia. Under his guidance, the Cavaliers offense completed a dramatic turnaround, from a unit that ranked last in the ACC in 2009, to third in 2010 averaging more than 400 yards per game. That trend continued in 2011, as the Virginia offense averaged over 399 yards per game en route to the school's first bowl game appearance in four seasons.

Lazor began his NFL coaching career in 2003 with the Atlanta Falcons under Dan Reeves as an offensive quality control coach and later joined Hall of Fame coach Joe Gibbs as an offensive assistant with the Washington Redskins in 2004. He spent the next three seasons with the Redskins, including the final two years as the team's quarterbacks coach. Following his time with the Redskins, Lazor moved on to the Pacific Northwest and joined Mike Holmgren's staff with the Seattle Seahawks as quarterbacks coach, a position that he held through the 2009 season.

Following a decorated playing career at Cornell University, Lazor began his coaching career with a variety of positions on the Big Red staff. From 1994-2000, Lazor coached running backs, wide receivers, quarterbacks and tight ends as well as serving as the school's junior varsity head coach. Lazor's final two seasons at Cornell (1999-2000) were spent as the school's passing game coordinator and recruiting coordinator. Following his tenure at Cornell, he accepted the role of offensive coordinator and quarterbacks coach at the University of Buffalo.

A graduate of Cornell, Lazor completed his undergraduate studies with a Bachelor of Science degree in human development and family studies. He was a three-year starter at quarterback for the Big Red and completed his playing career with 26 passing and total offensive program records. An All-Ivy League performer, Lazor was captain and the team's most valuable player as a senior in 1993. A native of Scranton, Pa., he and his wife, Nicole, have a son, Nolan, and two daughters, Marin and Charlotte.

BILL LAZOR'S COACHING CAREER

1994-2000	Cornell – Running Backs/Tight Ends/Wide Receivers/JV Head Coach (1994-98) Passing Game Coordinator/Quarterbacks (1999-2000)
2001-02	Buffalo – Offensive Coordinator/Quarterbacks
2003	Atlanta Falcons – Offensive Quality Control Coach
2004-07	Washington Redskins – Offensive Assistant Coach (2004-05) Quarterbacks Coach (2006-07)
2008-09	Seattle Seahawks – Quarterbacks Coach
2010-12	Virginia – Offensive Coordinator/Quarterbacks Coach
2013	Philadelphia Eagles – Quarterbacks Coach
2014-	Miami Dolphins – Offensive Coordinator

MIAMI SCORES IN 2014

Miami's 24.3 points per game in 2014 were tied for the eighth-highest season average in team history and most since the team averaged 24.9 in 1995. Further, Miami scored 24-or-more points in six out of their first eight games for the third time in team history (1975 and 1984) and first time since 1984. In addition, the 4.5-point increase from 2013 (19.8 PPG) was the fourth highest average points per game increase in the NFL from 2013-14.



MARWAN MAALOUF

ASSISTANT SPECIAL TEAMS

COLLEGE: BALDWIN-WALLACE // NFL: 11TH SEASON // DOLPHINS: THIRD SEASON

Marwan Maalouf enters his third season with the Dolphins after being named assistant special teams coach on January 30, 2013.

Working with Special Teams Coach Darren Rizzi, Maalouf assisted with a unit which set a franchise record with three blocked punts in a season in 2014. They also added two blocked field goals, giving Miami five blocked kicks on the year, the most since the team blocked seven in 1977. Explosive plays weren't limited to the block units as rookie Jarvis Landry won AFC Special Teams Player of the Month for October when he returned five kickoffs for 178 yards (35.6), with a long of 54 yards. The 35.6 average kickoff return was the second-highest in the NFL in October and was the highest October average in franchise history. Landry finished the season with a 28.1 kick return average, the fourth-highest in the NFL and tops among rookies.

In 2013, Maalouf assisted with a unit that was rated among the top eight in the NFL based on the annual Dallas Morning News Special Teams rankings. The 2013 special teams units were highlighted by the play of punter Brandon Fields, who earned his first Pro Bowl berth. Fields ranked second in the NFL in punt average (48.8 yards per punt), second in net average (42.4, which is the eight best in NFL history), tied for third with 33 punts inside the 20-yard line and also recorded the third-longest punt (74 yards) during the season. Fields is one of only two Dolphins punters to be selected to the Pro Bowl, joining Reggie Roby (1984, 1989).

Maalouf joined the Dolphins after spending the 2012 season as the special teams coordinator with the Indianapolis Colts. Under his direction, the Colts special teams as a unit significantly improved in 2012, aided in part by returning a punt and a kickoff for a touchdown in the same season for the just the sixth time in franchise history and first since 2001. The kick return unit recorded its first touchdown since 2009. The Colts also posted an 11.1-yard average per punt return which ranked as the fourth-highest punt return average in franchise history. Individually the Colts special teams saw returner Deji Karim return a kickoff 101-yards for a touchdown in the final week of the regular season against the Houston Texans. Karim's return was the longest return in franchise history in 39 years. In 2012, Pat McAfee was among the elite kickoff specialists and punters in the NFL, finishing third in the AFC and fifth in the NFL in punting average with a 47.9 per punt average. McAfee, who also handled the kickoff duties for Indianapolis, finished fourth in the AFC and eighth in the NFL with 43 touchback kicks. McAfee also made his mark in the Colts history books as his 2012 season set franchise single-season records for kickoff touchbacks (43), punting average (47.9), net punting average (40.3), 50.0-yard average games (five) and tied the franchise record for punts inside the 20 (26). Rounding out Maalouf's unit in 2012 was the reliable future Hall of Fame kicker Adam Vinatieri. The 17-year veteran's 53-yard game winning field goal against the Minnesota Vikings was the longest game-winning field goal Vinatieri has made in his career in the last minute of the fourth quarter or in overtime. Also in 2012, Vinatieri surpassed 100 points scored for the season for the 15th time in his career, which currently ranks him second for most 100-point seasons in NFL history.

Prior to joining the Colts, Maalouf spent four seasons (2008-11) as the assistant special teams coach for the Baltimore Ravens. In 2010, Maalouf helped then rookie kickoff returner David Reed lead the NFL in kickoff return average (29.2) and coached a unit which finished third in the league in opponent average starting position (27.2-yard line). Kicker Billy Cundiff also earned his first Pro Bowl after tying an NFL mark with 40 touchbacks (since kickoffs moved back to the 30-yard line).

In 2009, Baltimore ranked second in the NFL in both kickoff return average (26.3) and opponents' average starting field position (26.9). Maalouf joined the Ravens in 2008 and that

season coached punter Sam Koch, who had the NFL's fifth-best net punting average (39.9). Koch also led the league with 18 punts inside the 10-yard line and was second in the league with 34 kicks inside the 20-yard line. Maalouf also helped guide special teams ace Brendon Ayanbadejo to his third Pro Bowl selection.

Prior to coming to Baltimore, Maalouf spent the 2007 season working for Scouts Inc., writing weekly scouting reports and game reviews for ESPN.com and worked as a volunteer coach for Baldwin-Wallace.

From 2004-06, Maalouf was the special teams quality control coach for the Cleveland Browns. During his final season, he coached Josh Cribbs, who ranked third in the NFL with 1,545 total return yards. The Browns' punt return average of 10.3 yards also ranked seventh in the NFL.

Maalouf spent two seasons (2002-03) as an assistant offensive line coach/graduate assistant at Rutgers following a brief stint at Eastern Michigan as a graduate assistant. He also held positions as an assistant offensive line coach for Fordham (2001) and Baldwin-Wallace College (2000).

Collegiately, Maalouf earned three letters while playing guard for Baldwin-Wallace (1997-1999) and was a two-time All-Ohio Athletic Conference selection. He was Baldwin-Wallace's Outstanding Offensive Lineman and was elected as a team captain his senior season.

Maalouf is a graduate of Strongsville (Ohio) High School, where he lettered in football and track and field. He grew up in the Cleveland area where he met his wife, Dana.

MARWAN MAALOUF'S COACHING CAREER

2000	Baldwin-Wallace College – Assistant Offensive Line Coach
2001	Fordham – Assistant Offensive Line Coach
2002	Eastern Michigan – Graduate Assistant Coach
2002-03	Rutgers – Assistant Offensive Line/Graduate Assistant Coach
2004-06	Cleveland Browns – Special Teams Quality Control Coach
2008-11	Baltimore Ravens – Assistant Special Teams Coach
2012	Indianapolis Colts – Special Teams Coordinator
2013-	Miami Dolphins – Assistant Special Teams Coach



BEN
MARTIN

OFFENSIVE ASSISTANT

COLLEGE: TRINITY COLLEGE (CT) // NFL: SECOND SEASON // DOLPHINS: SECOND SEASON

Ben Martin enters his second season as offensive assistant in 2015. In 2014, Martin worked with several phases of the offense, with his primary focus on the offensive line. Working with Offensive Line Coach John Benton and Assistant Offensive Line Coach Jack Bicknell Jr., Martin assisted with an offensive line that helped produce 361 first downs, tied for the second-most in franchise history and most since 1985 when the team had the same amount. The line opened up holes for running back Lamar Miller who surpassed the 1,000-yard rushing mark (1,099) for the first time in his career and helped protect quarterback Ryan Tannehill on his way to throwing for 4,045 passing yards (most since Dan Marino's 4,453 in 1994). It was the first time in franchise history that the team had a 1,000-yard rusher and 4,000-yard passer in a season. Additionally, in Week 17 vs. the New York Jets, the offensive line sprung Miller for a 97-yard touchdown run, setting a new franchise record and the third-longest run in NFL history.

Despite missing the first four games of the season due to injury and making the switch to guard in 2014, Mike Pouncey was tabbed to his second-straight Pro Bowl, becoming the first

offensive player in Dolphins history to make the Pro Bowl at multiple positions after being selected at center the year prior. Tackle Ja'Wuan James became the eighth offensive lineman in Dolphins history to start all 16 games as a rookie, showing his versatility by starting nine games at right tackle and seven at left tackle en route to earning PFWA All-Rookie Team honors. Before his injury, tackle Branden Albert was acknowledged as a member of the CBSSports.com MidSeason All-Pro Team.

Martin joined Miami after spending the 2013 season at Wagner College as the Seahawks offensive line coach. Prior to joining the staff at Wagner, Martin spent the 2012 season as the running backs coach for the Princeton Tigers. While with Princeton, he was a part of a staff that directed one of the biggest turnarounds in school history, as the team posted a 5-5 record in 2012 following a 2011 season which the Tigers went 1-9. The four-win improvement was in part due to a ground attack that saw the Tigers rush for more than 100-yards in nine of their ten games, highlighted by a 262-yard performance vs. Lafayette, as well as efforts of 194 yards vs. Brown and 184 yards vs. Yale.

Martin spent the 2010-11 seasons as offensive quality control coach at Texas A&M, where he worked with current Dolphins quarterbacks coach Zac Taylor and quarterback Ryan Tannehill. While at A&M, he helped guide the Aggies to a Big 12 South Division title in 2010. He joined the Aggies' staff after spending two seasons (2008-09) at Merrimack College (MA) as the run-game/recruiting coordinator. While at Merrimack, the Warriors' offense developed into one of the top units in all of Division II football. In 2009, the Warriors led the Northeast-10 Conference in scoring (349 points), total offense (482.6 yards per game), rushing offense (251.6 yards per game), first downs (226) and fewest sacks allowed (11). The 482.6 yards of total offense and 251.6 yards of rushing offense per game ranked the Warriors' offense among the top-five nationally in Division II. An experienced on-field teacher, Martin began his coaching in 2007 at Curry College (MA) as the school's offensive line/tight ends coach. Curry, which won a conference title in 2007 and earned its first playoff victory in school history, led the conference in scoring (36.5), rushing (206.4) and total offense (416.9) that season.

Before entering the coaching ranks, Martin was a standout offensive lineman at Trinity College (CT), where he helped the Bantams compile a 31-1 record while winning three conference titles prior to his 2005 graduation. Martin attended St. John's Preparatory School in Danvers, Mass., where the school won the high school state title in 1997 and he served as a team captain as a senior in 2001. Martin is single and resides in Weston, Fla.

BEN MARTIN'S COACHING CAREER

2007	Curry College (MA) – Offensive Line/Tight Ends Coach
2008-09	Merrimack College (MA) – Run-Game/Recruiting Coordinator
2010-11	Texas A&M – Offensive Quality Control
2012	Princeton – Running Backs Coach
2013	Wagner College – Offensive Line Coach
2014-	Miami Dolphins – Offensive Assistant

JOE ROBBIE ALUMNI PLAZA



On Sept. 12, 2011, just hours before the season opener against the New England Patriots, Dolphins Chairman of the Board/Managing General Partner Stephen Ross was accompanied by Tim Robbie and Hall of Famers Dan Marino, Bob Griese, Larry Little and Dwight Stephenson as Ross re-dedicated a statue of team founder Joe Robbie on the newly named Joe Robbie Alumni Plaza, located at Gate C of Sun Life Stadium.

Later during the 2011 season on Dec. 4, a little more than an hour before the Dolphins and Oakland Raiders game at Sun Life

Stadium, the Dolphins unveiled the newly minted Walk of Fame. The Walk of Fame surrounds the statue of the late Robbie as the centerpiece of the Joe Robbie Alumni Plaza. Hall of Famers Don Shula, Marino, Griese, Nick Buoniconti, Jim Langer, Little, Larry Csonka, Stephenson and Paul Warfield joined Robbie in having their names immortalized in bronze as the inaugural inductees into the Walk. The second class of the Walk of Fame was inducted on Dec. 16, 2012 and included Tim Bowens, A.J. Duhe, Manny Fernandez, Nat Moore, Earl Morrall and Don Strock. On Dec. 29, 2013, Kim Bokamper, O.J. McDuffie, Eugene "Mercury" Morris and Keith Sims were officially inducted as the third Walk of Fame class. On Sept. 21, 2014, the Dolphins inducted the fourth class to the Walk of Fame, which included Jeff Cross, Sam Madison, Tony Nathan and Ed Newman.



PHIL McGEOGHAN

ASSISTANT WIDE RECEIVERS

COLLEGE: MAINE // NFL: EIGHTH SEASON // DOLPHINS: FOURTH SEASON

Phil McGeoghan enters his fourth season with the Dolphins after being named assistant wide receivers coach on February 4, 2012.

In 2014, along with Wide Receivers Coach Ken O'Keefe, McGeoghan helped guide a unit anchored by the stellar play from rookie Jarvis Landry. Landry recorded 84 receptions, the fourth-most in a season in franchise history. His 84 catches set a franchise record for most in a season by a rookie and were the sixth-most receptions by a rookie in NFL history. McGeoghan helped Landry hit his stride in December as he caught 35 passes in the month, the second-most receptions in any month in Dolphins history and the most receptions by a Dolphins rookie in a month.

In 2013, McGeoghan helped guide a receiving corps that featured a pair of players with 70-plus receptions in Brian Hartline (76 for 1,016 yards) and Mike Wallace (73 for 930 yards), becoming the fifth duo in team history to record 70-or-more catches in a season. Additionally, Hartline became the fifth receiver in team history to tally consecutive 1,000-yard seasons, while Wallace finished third in both receptions and receiving yards for a Dolphins player in his first season with the team.

In 2012, McGeoghan helped coach a young group of wide receivers that included a breakout performance from Hartline, who set career highs at the time in receptions (74), reception yards (1,083) and 100-yard receiving games (three). Hartline also had one of the most prolific games for a wide receiver in Dolphins' history, when he tallied 12 receptions for 253 yards and one touchdown at the Arizona Cardinals on September 30, 2012. The 12 receptions are second-highest single-game total in franchise history, and the 253 yards are the most by any receiver in team history.

McGeoghan joined Miami after spending three seasons (2009-11) as the wide receivers coach at the University of South Florida. In 2011, three Bulls' receivers, Sterling Griffin (43), Victor Marc (33) and Deonte Welch (31) each tallied more than 30 receptions. In 2010, senior Dontavia Bogan produced one of the best seasons in USF history with 685 yards (second on the Bulls' single-season list) and six touchdowns (tied for second) on 47 receptions (fifth). In his first season with the Bulls, USF wide receivers were constant big play threats, as both Carlton Mitchell and A.J. Love each averaged more than 17 yards per catch, with Love's 18.8 clip ranking third all-time at USF.

In 2008, McGeoghan worked as the offensive coordinator for the Naval Academy Prep School, which oversees the professional and athletic development of midshipmen and cadet candidates. McGeoghan returned to his alma-mater, Maine, in 2007 as an assistant coach with responsibilities over the tight ends and wide receivers.

McGeoghan (pronounced muh-GAY-gehn) played in the NFL for four seasons with the New Orleans Saints, Denver Broncos, Oakland Raiders and the New York Jets, in addition to playing in NFL Europe for the Berlin Thunder after a successful career as a wide receiver at the University of Maine (1998-2000).

PHIL McGEOGHAN'S COACHING CAREER

2007	Maine – Tight Ends/Wide Receivers Coach
2008	Naval Academy Prep School – Offensive Coordinator
2009-11	University of South Florida – Wide Receivers Coach
2012-	Miami Dolphins – Assistant Wide Receivers Coach



JEFF NIXON

RUNNING BACKS

COLLEGE: PENN STATE // NFL: NINTH SEASON // DOLPHINS: FIFTH SEASON

Jeff Nixon returns for his fifth season with the Dolphins after being named running backs coach on January 20, 2011.

Under the guidance of Nixon, Lamar Miller eclipsed the 1,000-yard mark for the first time in his career, ending the season with 1,099 yards. He punctuated the year with a 178-yard performance against the New York Jets in Week 17 that featured a 97-yard touchdown run, a franchise record and the third-longest run in NFL history.

In 2013, Nixon oversaw a running backs corps led by Miller, who paced the unit with 709 rushing yards, a 459-yard improvement from the previous season. Daniel Thomas set a career high with six total touchdowns (four rushing and two receiving). In 2012, Nixon guided a unit that finished eighth in the AFC in rushing yards per game (112.6) and fourth in rushing touchdowns (15). In his first season with the team in 2011, Reggie Bush rushed for a career-high 1,086 yards and fellow back Thomas led all AFC rookie rushers with 581 yards.

Nixon came to the Dolphins after spending four seasons (2007-10) with the Philadelphia Eagles coaching staff. Nixon was an assistant coach with the Eagles working with the special teams and the offense, along with a focus on the running back position. During his tenure with the Eagles, Nixon helped coach All-Pro tailbacks Brian Westbrook and LeSean McCoy, as well as All-Pro fullback Leonard Weaver.

Nixon joined the Eagles coaching staff after serving as the running backs coach at Temple University in 2006. Following the season, he was named wide receivers coach at Temple before accepting his new post with the Eagles. From 2003-05, Nixon coached at Tennessee-Chattanooga, where he worked with the running backs, tight ends, and as a special teams coordinator and recruiting coordinator. From 1999-2002, he coached the running backs at Shippensburg. Nixon coached at Princeton in 1998 as the school's running backs coach. Nixon began his coaching career in 1997 as a student assistant coach at Penn State.

Nixon played running back for West Virginia from 1993-94 before transferring to Penn State, where he earned spots on both the Dean's List and the Big Ten Conference All-Academic Team.

Born in Rochester, Penn., and a product of State College (Penn.) High School, Nixon earned a degree in elementary education from Penn State in 1998 before receiving his master's degree in education administration from Shippensburg in 2003.

Nixon and his wife, Laura, have four children: William, twin daughters Faith and Hope, and Jasmine.

JEFF NIXON'S COACHING CAREER

1997	Penn State – Student Assistant Coach
1998	Princeton – Running Backs Coach
1999-02	Shippensburg – Running Backs Coach
2003-05	Tennessee-Chattanooga – Running Backs/Tight Ends/Special Teams Coordinator
2006	Temple – Wide Receivers/Running Backs Coach
2007-10	Philadelphia Eagles – Assistant Running Backs/Assistant Special Teams Coach
2011-	Miami Dolphins – Running Backs Coach



KEN O'KEEFE

WIDE RECEIVERS

COLLEGE: JOHN CARROLL // NFL: FOURTH SEASON // DOLPHINS: FOURTH SEASON

Ken O'Keefe enters his fourth season with the Dolphins after being named wide receivers coach on February 4, 2012.

In 2014, O'Keefe guided a unit anchored by the stellar play of rookie Jarvis Landry. Landry recorded 84 receptions, the fourth-most in a season in franchise history. His 84 catches set a franchise record for most in a season by a rookie and were the sixth-most receptions by a rookie in NFL history. Landry hit his stride in December as he caught 35 passes in the month, the second-most receptions in any month in Dolphins history and the most receptions by a Dolphins rookie in a month.

In 2013, O'Keefe guided a receiving corps that featured a pair of players with 70-plus receptions in Brian Hartline (76 for 1,016 yards) and Mike Wallace (73 for 930 yards), becoming the fifth duo in team history to record 70-or-more catches in a season. Additionally, Hartline became the fifth receiver in team history to tally consecutive 1,000-yard seasons, while Wallace finished third in both receptions and receiving yards for a Dolphins player in his first season with the team.

In 2012, O'Keefe led a young group of wide receivers which included a breakout performance from Hartline, who set career highs at the time in receptions (74), reception yards (1,083) and 100-yard receiving games (three). Hartline also had one of the most prolific games for a wide receiver in Dolphins' history, when he tallied 12 receptions for 253 yards and one touchdown at the Arizona Cardinals on September 30, 2012. The 12 receptions are second-highest single-game total in franchise history, and the 253 yards are the most by any receiver in team history.

O'Keefe joined the Dolphins after spending the previous 13 seasons (1999-2011) as offensive coordinator at the University of Iowa. During O'Keefe's tenure, the school had four top-ten finishes, won two Big 10 championships and had Bowl wins over Georgia Tech (Orange), Florida (Outback), Louisiana State (Capitol One), South Carolina (Outback), Missouri (Insight) and Texas Tech (Alamo).

In 2011, Iowa's offense was led by senior wide receiver Marvin McNutt, Jr. and junior quarterback James Vandenberg. McNutt set single-season and career records for receiving yards (1,315 and 2,861) and touchdowns (12 and 28). His 82 receptions tied the single-season record. Vandenberg threw for 3,022 yards and 25 touchdowns, completing 58.7-percent of his pass attempts. Under O'Keefe's direction, Vandenberg passed for more than 3,000 yards and had 25 touchdown passes in his first year as a starter.

In 2002, Iowa quarterback Brad Banks finished second in the Heisman Trophy voting while leading the nation in passing efficiency.

O'Keefe was the head coach at Fordham University in 1998. He served as head coach at Allegheny College for eight seasons (1990-97). His career head coaching record of 83-17-1 included a 79-10-1 mark at Allegheny, where his team won five North Coast Athletic Conference titles and the 1990 NCAA Division III national title. O'Keefe led Allegheny to four undefeated regular seasons (1990, 1991, 1994 and 1996) and six NCAA playoff appearances. For his outstanding first year at Allegheny in 1990, O'Keefe was named NCAA Division III Coach of the Year. He was also named conference Coach of the Year four times (1990, 1991, 1993 and 1996) while at Allegheny. All eight of his teams ranked among the nation's top 12 at the end of the season and he coached 38 All-Americans. Prior to becoming head coach at Allegheny, O'Keefe served as offensive line coach (1986-87) and offensive coordinator (1988-89) there.

In 1985, O'Keefe coached Fort Worth (Texas) Country Day School. From 1978-84, he led Worcester (Mass.) Academy to a 37-11 record and three New England Class A prep championships. O'Keefe started his coaching career as an assistant coach at the University of New Haven from 1976-77.

KEN O'KEEFE'S COACHING CAREER

1976-77	University of New Haven – Assistant Coach
1978-84	Worcester (MA) Academy – Head Coach
1985	Fort Worth (TX) Country Day School – Head Coach
1986-97	Allegheny College – Offensive Line Coach (1986-87) – Offensive Coordinator (1988-89) – Head Coach (1990-97)
1998	Fordham – Head Coach
1999-2011	University of Iowa – Offensive Coordinator
2012-	Miami Dolphins – Wide Receivers Coach



DAVE PULOKA

ASSISTANT STRENGTH
AND CONDITIONING COACH

COLLEGE: HOLY CROSS // NFL: NINTH SEASON // DOLPHINS: EIGHTH SEASON

Dave Puloka begins his eighth season as a member of the Dolphins' coaching staff, having been named to his current post on January 28, 2008 and then being retained by Head Coach Joe Philbin on February 2, 2012.

Puloka came to the club after spending the 2007 season as the assistant strength and conditioning coach with the Atlanta Falcons, his first year in the NFL. Prior to embarking on his NFL stint, Puloka served as graduate assistant strength and conditioning coach at the University of Virginia from 2005-06.

Puloka went to training camp with the Cincinnati Bengals as an undrafted college free agent in 2001. He lettered in football and track at Holy Cross College (1997-2000), where he played defensive end. His career totals in football included 19 sacks. He served as a team captain on the football team each of his final two years while he was also a first-team All-Patriot League and All-New England performer. Puloka earned his degree in psychology from Holy Cross College and his master's degree in exercise physiology from the University of Virginia.

A product of Arlington (Mass.) High School, Puloka first started his coaching career as an assistant track coach at Stevens Institute of Technology in Hoboken, N.J. and as a strength and conditioning coach in the Austrian Football League. He is a former high school state record holder in the discus. For several years growing up, Puloka lived on the island of Tonga in the South Pacific. Puloka and his wife, Sela, live in Fort Lauderdale.

DAVE PULOKA'S COACHING CAREER

2005-06	Virginia – Graduate Assistant Strength and Conditioning Coach
2007	Atlanta Falcons– Assistant Strength and Conditioning Coach
2008-	Miami Dolphins – Assistant Strength and Conditioning Coach

DOLPHINS AT HOME AGAINST DOMED TEAMS

In their history, the Dolphins own a 36-14 (.720) record at home in regular season games against teams who play their home games indoors. The last time they faced a team who plays its home game indoors in South Florida was Sept. 22, 2013 when they defeated the Atlanta Falcons, 27-13. The Dolphins are not scheduled to play a home game against a team which plays their home games inside a dome in 2015.



DAVID REGAN

SPORTS SCIENCE ANALYST

COLLEGE: AUSTRALIAN CATHOLIC // NFL: SECOND SEASON // DOLPHINS: SECOND SEASON

David Regan is entering his second season with the team as a sports science analyst. In his role, he helps support the strength and conditioning department through examining player performance.

Prior to joining the Dolphins, Regan worked in the training room department for Port Adelaide Football Club from 2010-14, which plays in the Australian Football League. While working for Port Adelaide, he attended Edith Cowan University (Perth, Australia) and earned a master's degree in exercise science in 2014. Additionally, from 2008-14, he taught at Mazenod College and was the director of sport from 2012-14.

A native of Melbourne, Australia, Regan graduated from Australian Catholic University in 2006 with a degree in exercise science. While there, he was a member of the Australian Rules football team and cricket team. Regan resides in Weston.

DAVID REGAN'S COACHING CAREER

2014-	Miami Dolphins – Sports Science Analyst
-------	---



DARREN RIZZI

SPECIAL TEAMS COORDINATOR

COLLEGE: RHODE ISLAND // NFL: SEVENTH SEASON // DOLPHINS: SEVENTH SEASON

Darren Rizzi enters his seventh season as both an NFL assistant and as a member of the Dolphins' coaching staff and fourth as special teams coordinator. He joined the Dolphins as assistant special teams coach in 2009.

In his tenure at Miami, three members of the special teams (long snapper John Denney [two times], punter Brandon Fields and kicker Dan Carpenter) have been named to the Pro Bowl.

In 2014, Rizzi guided a special teams unit that set the franchise record with three blocked punts in a season. They also added two blocked field goals, giving Miami five blocked kicks on the year, the most since the team blocked seven in 1977. Explosive plays weren't limited to the block units as Jarvis Landry won AFC Special Teams Player of the Month for October when he returned five kickoffs for 178 yards (35.6), with a long of 54 yards. The 35.6 average kickoff return was the second-highest in the NFL in October and was the highest October average in franchise history. Landry finished the season with a 28.1 kick return average, the fourth-highest in the NFL and tops among rookies.

In 2013, for the third consecutive season, the Dolphins' special teams under the direction of Rizzi were rated among the top eight units in the NFL based on the annual Dallas Morning News Special Teams rankings. Miami was one of three teams to remain in the top ten (along with Baltimore and Seattle) in both the 2013 and 2012 rankings. Additionally, from 2011-13, only Miami and Seattle were ranked by the Dallas Morning News in the top ten.

Rizzi's 2013 special teams units were highlighted by the play of Fields, who earned his first Pro Bowl berth. Fields ranked second in the NFL in punt average (48.8 yards per punt), second in net average (42.4, which is the eight best in NFL history), tied for third with 33 punts inside the 20-yard line and also recorded the third-longest punt (74 yards) during the season. Fields is one of only two Dolphins punters to be selected to the Pro Bowl, joining Reggie Roby (1984, 1989).

The 2012 campaign built off a strong 2011 season for Rizzi and the Dolphins special teams. Rick Gosselin of the Dallas Morning News ranked Miami as one of the top five special teams units in the NFL for the second consecutive year, making the Dolphins the only team in the NFL to rank in the top five during both the 2012 and 2011 seasons, following a second place finish in '11.

In 2012, Fields continued to establish himself as one of the most productive punters in NFL history, leading the NFL with a 50.2 average, while moving into first place in team history for highest career punting average (46.4), highest career net punting average (38.7) and second place in NFL history for highest career punting average (46.4). Newcomer Marcus Thigpen became the first player in team history to return a kickoff (96 yards at Buffalo on November 5, 2012) and a punt (72 yards at Houston on September 9, 2012) for touchdowns in the same season. Thigpen also stood alone as the only player in the NFL to rank in the top five in kickoff return average (27.4) and punt return average (12.2) in 2012. Additionally, Miami became the first NFL team in the last 20 years to block a field goal, block a punt and recover their own onside kick in the same game when the unit accomplished that feat at the New York Jets on October 28, 2012.

Rizzi led an impressive 2011 season by the Dolphins special teams. The units showed the biggest improvement of any NFL special teams unit in the NFL from 2010 to 2011 according to the annual special teams report compiled by Gosselin. The improvement saw the Dolphins jump from their 2010 ranking of 24th in the NFL to second in 2011. The 22 place advancement was aided by Carpenter's 13 of 16 in field goals from 40 yards and beyond and Fields' net punting average of 41.1 yards, finishing just behind the special teams units of the San Francisco 49ers.

After Rizzi took over the special teams in week five, the Dolphins improved in almost every major statistical special teams category, including net and gross punt average, punt and kick return average, average drive start and opponent's gross and net punt average.

Rizzi joined the Dolphins with four years of experience as a college head coach, including the 2008 season at the University of Rhode Island. Prior to taking over the program at URI, Rizzi was an assistant at Rutgers for the previous six seasons (2002-07), where he headed up the Scarlet Knights' special teams unit. He also tutored the team's running backs his first three years there and the linebackers for his final three. In addition, he held the title of assistant head coach from 2004-06 and associate head coach in 2007. In Rizzi's six years at RU, he coached three players who earned first-team All-Big East honors in special teams including kick returner Nate Jones (2002), kick/punt returner Willie Foster (2005) and punter Joe Radigan (2006). Jones also was named the conference's co-Special Teams Player of the Year in 2002 while Foster was the Big East Special Teams Player of the Year in 2005.

Before his stint at Rutgers, Rizzi was the head coach at the University of New Haven, where he guided the Chargers to a three-year record of 15-14 from 1999-2001. Rizzi was the special teams and linebackers coach at Northeastern University in 1998. He coached at New Haven from 1994-97, where he was UNH's defensive coordinator in his final year there, after overseeing the special teams and defensive line his first three. Rizzi began his coaching career as a graduate assistant at Colgate in 1993.

Rizzi played tight end at Rhode Island, where he first walked on in 1988. He went on to tally 160 receptions for 2,426 yards and 15 touchdowns in his collegiate career and was a consensus All America selection in 1992. Following his time at Rhode Island, Rizzi was signed as a free agent by the Philadelphia Eagles prior to beginning his coaching career. A native of Hillsdale, N.J. and a graduate of Bergen Catholic High School in New Jersey, Rizzi earned a degree in speech communications from URI in 1992. During the spring of 2013, Rizzi was inducted into the Bergen Catholic High School Hall of Fame. A two sport high school star, he concluded his prep football career with 69 receptions, a school record which stood for 22 years, while also excelling as an All-League outfielder for the baseball team.

He and his wife, Tracey, have two daughters, Mackenzie and Alexandra, and three sons, Christian, Casey and Cameron.

DARREN RIZZI'S COACHING CAREER

1993	Colgate – Graduate Assistant
1994-97	New Haven – Special Teams/Defensive Line Coach (1994-96) – Defensive Coordinator (1997)
1998	Northeastern – Special Teams/Linebackers Coach
1999-2001	New Haven – Head Coach
2002-07	Rutgers – Special Teams/ Running Backs Coach (2002-03) – Assistant Head Coach/Special Teams Coordinator/Running Backs Coach (2004) – Linebackers/Assistant Head Coach/Special Teams (2005-06) – Outside Linebackers/Special Teams/Associate Head Coach (2007)
2008	Rhode Island – Head Coach
2009-	Miami Dolphins – Assistant Special Teams Coach (2009) Special Teams Coach (2010) Special Teams Coordinator (2011-)



ZAC
TAYLOR

QUARTERBACKS

COLLEGE: NEBRASKA // NFL: FOURTH SEASON // DOLPHINS: FOURTH SEASON

Zac Taylor enters his fourth season with the Dolphins and his third as the team's quarterbacks coach, having been named to that position on January 30, 2013. Taylor originally joined the organization as the team's assistant quarterbacks coach on January 30, 2012.

Taylor helped Ryan Tannehill experience significant progress in his development in the 2014 campaign. Tannehill finished with 4,045 passing yards, establishing a new career high as he joined Dan Marino as the only quarterbacks in franchise history to surpass 4,000 yards in a season. Tannehill has thrown for more than 3,000 yards in each of his three seasons, joining Marino as the only quarterbacks in team history to have multiple seasons with 3,000-or-more yards. Tannehill also became the first to do so in his first three seasons with the team. Tannehill's 27 touchdowns were also a career high and the sixth-most in Dolphins history, the most since Marino threw 30 in 1994. Tannehill also set career highs with a completion percentage of 66.4 and a passer rating of 92.8. Additionally, Tannehill set a franchise record with his 392 completions, surpassing Marino's 385 in 1994. Tannehill's 11,252 passing yards in his first three seasons are the sixth-most among all quarterbacks in NFL history in their first three seasons.

In 2013, under Taylor's guidance, Tannehill threw for 3,912 passing yards. His 7,207 passing yards through his first two seasons were the fifth-most by any quarterback over the course of their first two seasons in NFL history.

In 2012, Tannehill set team rookie records in passing yards (3,294), attempts (484), and completions (282) and he became the first quarterback in Dolphins history to start all of the team's games in his first year in the league.

Taylor joined the Dolphins from Texas A&M University, where he served as the offensive graduate assistant and tight ends coach.

Taylor spent time with the Tampa Bay Buccaneers after being signed as an undrafted college free agent on April 29, 2007, but was waived prior to the start of training camp. He then joined the Winnipeg Blue Bombers of the Canadian Football League in the fall of 2007.

The 2006 Big 12 Player of the Year as a quarterback at Nebraska, Taylor passed for more than 2,700 yards on the season and led the Cornhuskers to a 9-3 record and an appearance in the Big 12 Championship Game.

A native of Norman, Oklahoma, he and his wife, Sarah, have two boys, Brooks and Luke.

ZAC TAYLOR'S COACHING CAREER

2008-11
2012-

Texas A&M – Offensive Graduate Assistant/Tight Ends
Miami Dolphins – Assistant Quarterbacks Coach (2012)
Quarterbacks Coach (2013-)



TERRELL WILLIAMS

DEFENSIVE LINE

COLLEGE: EAST CAROLINA // NFL: FOURTH SEASON // DOLPHINS: FIRST SEASON

Terrell Williams enters his first season with the Dolphins after being named defensive line coach on February 6, 2015.

Williams joins the Dolphins from the University of Florida, having been named the school's defensive line coach on January 3, 2015. Prior to Florida, Williams spent three seasons as the defensive line coach for the Oakland Raiders (2012-14). In 2014, Williams' unit helped the defense rank eighth in the NFL in fewest rushing yards allowed per play (3.97) and finished second in the NFL in stuffs (tackles recorded at or behind the line of scrimmage) with 54. In 2013, the Raiders ranked 13th in the NFL and sixth in the AFC in rushing yards allowed per game (107.9), while limiting three opponents to less than 40 yards on the ground. Additionally that season, the Raiders held opponents to only five rushes of 20-or-more yards, tied for the fewest allowed in the league.

Prior to joining the Raiders, Williams spent two seasons (2010-11) as defensive line coach at Texas A&M. During his tenure, the Aggies advanced to a pair of bowl games, including a win over Northwestern in the Meineke Car Care Bowl of Texas in 2011. The Aggies led the nation with 51 sacks in 2011 and finished third nationally with an average of eight tackles for loss per game. In 2010, Williams helped lead the Aggies to a share of the program's first Big-12 South crown in more than a decade and a berth in the Cotton Bowl. Texas A&M allowed just 101.9 rushing yards per game, ranking 12th in the nation. In his first season, A&M improved from 90th to 30th nationally in rushing defense, allowing 130.2 yards per contest.

Williams came to A&M after four years (2006-09) as the defensive line coach at Purdue. During his time with the Boilermakers, Williams coached the entire line each year with the exception of 2008, when he focused solely on the defensive end position. During his time at Purdue, Williams tutored future NFL lineman Anthony Spencer, who led the NCAA in tackles for loss and was a first-team All-American before becoming a first-round pick of the Dallas Cowboys. He also coached future NFL players Cliff Avril, Alex McGee, Mike Neal, Ryan Kerrigan and Kawann Short.

Prior to his tenure at Purdue, Williams coached the defensive line at Akron from 2004-05. During his time at Akron, the Zips won the Mid-American Conference championship game (2005) and played in the Motor City Bowl, both marking firsts in program history. Williams spent two years (2002-03) as the defensive line coach at Youngstown State and served on the coaching staff at North Carolina A&T from 1999-2001. He helped North Carolina A&T rank third in total defense among NCAA Division I-AA schools in 1999, allowing 259.4 yards per game, and fifth in 2000 with 261.2 yards per game. Williams got his start in coaching working with the defensive line at Fort Scott Community College during the 1998 season.

In 2007, Williams served an internship with the Seattle Seahawks, assisting the defensive line during training camp. During the summer of 1999, Williams interned with the Jacksonville Jaguars, assisting with the defensive line, and with the Dallas Cowboys in 2008.

A native of Los Angeles, Calif., Williams played nose guard at East Carolina and helped the Pirates to a Liberty Bowl victory over Stanford in 1995. He transferred to East Carolina from West Los Angeles College and earned a bachelor's degree in communications with a minor in history. He and his wife, Tifini, have two sons, Tahj and Tyson, who passed away in 2012.

TERRELL WILLIAMS' COACHING CAREER

1998	Fort Scott CC – Defensive Line Coach
1999-2001	North Carolina A&T - Defensive Line Coach
2002-03	Youngstown State - Defensive Line Coach
2004-05	Akron - Defensive Line Coach
2006-09	Purdue - Defensive Line Coach
2010-11	Texas A&M - Defensive Line Coach
2012-14	Oakland Raiders - Defensive Line Coach
2015	University of Florida - Defensive Line Coach
2015	Miami Dolphins - Defensive Line Coach



JAY KAISER

ASSISTANT TO THE HEAD COACH

COLLEGE: BETHANY // NFL: SEVENTH SEASON // DOLPHINS: FOURTH SEASON

Jay Kaiser enters his fourth season as assistant to the head coach with the Dolphins. He is responsible for assisting Head Coach Joe Philbin in organizing football operations for the club. Kaiser manages several elements of Philbin's off-field agenda, involving the day-to-day schedule, player and staff communications and the football calendar, including the offseason programs, minicamps and training camp.

In the three years (2009-11) before coming to the Dolphins, Kaiser served in a similar capacity for Raheem Morris, the head coach of the Tampa Bay Buccaneers, including the Bucs' 10-6 season in 2010.

Prior to joining the Buccaneers, Kaiser spent seven seasons (2002-08) on the Kansas State football staff. In 2008, he served as the director of recruiting operations for the Wildcats. In addition to organizing Kansas State's recruiting efforts, he assisted with day-to-day operations and oversaw the Powercat Pride program.

Kaiser served as a graduate assistant at Toledo before working for Kansas State, where he spent one year as the Rockets' assistant quarterbacks and receivers coach. He also coached tight ends and special teams at Northern Iowa as an assistant coach in 1999 following a two-year stint as a graduate assistant at Northwest Missouri State. While on staff with the Bearcats, Kaiser helped the program win an NCAA Division II national title.

Kaiser received his start as a student coach at Bethany College from 1993 through 1996. He earned a bachelor's degree from Bethany and later added a master's degree from Northwest Missouri State.

A native of Liberal, Kansas, Kaiser is married to the former Camille Base. The couple has two children, Karson and Payton.

DON SHULA'S COACHING LONGEVITY

Former Dolphins Head Coach Don Shula was one of only five coaches in NFL history to have coached the same team for 20 or more consecutive seasons. Shula (1970-95) completed 26 seasons with the Dolphins. Green Bay's Curley Lambeau (1921-49) and Dallas' Tom Landry (1960-88) share the record with 29 seasons each, while Pittsburgh's Chuck Noll (1969-91) and the N.Y. Giants' Steve Owen (1931-53) coached 23 years with their teams.

PLAYER PERSONNEL



ERIC STOKES

ASSISTANT GENERAL MANAGER

COLLEGE: NEBRASKA // NFL: 18TH SEASON // DOLPHINS: SECOND SEASON

Eric Stokes is entering his second season with the Dolphins after being named assistant general manager on May 15, 2014. He has 17 years of experience as a player and at various levels of NFL personnel departments, including the two seasons prior to joining Miami as director of college scouting with the Tampa Bay Buccaneers, where he worked with Dolphins General Manager Dennis Hickey.

In his role, Stokes assists in all aspects of player evaluation and acquisitions at the professional and collegiate levels, including the daily management and makeup of the Dolphins roster, as well as guiding the team's preparation of all aspects of the annual NFL draft. He works with all levels of the organization in the day-to-day management of football operations while supervising the player personnel department.

During his time with the Buccaneers, Stokes was responsible for coordinating and compiling the evaluations of all draft-eligible players, while overseeing the entire college scouting staff. He also assisted the personnel and coaching staff regarding the NFL draft and college free agency. In Tampa Bay, Stokes directed a college scouting staff that played a key role in the acquisition of many significant contributors to the Buccaneers roster. Stokes played a pivotal role during the 2014 NFL draft as the Buccaneers used their top three picks to add a trio of playmakers to their offense, highlighted with the selection of consensus All-America wide receiver Mike Evans from Texas A&M in the first round. Along with the addition of Evans, the team also added Washington tight end Austin Sefarian Jenkins in the second round and West Virginia running back Charles Sims in the third round.

In 2013 with no first round selection, having sent the pick to the New York Jets in exchange for cornerback Darrelle Revis, the Buccaneers still added players who made significant contributions to the team as rookies. Highlighting the rookie class was third-round pick, quarterback Mike Glennon, who went on to start 13 games and was named to the PFW/PFWA 2013 All-Rookie team. The 2013 draft also saw the addition of second-round pick Johnthan Banks, who tied for second on the team with three interceptions while registering 55 tackles, and a pair of fourth round selections in defensive tackle Akeem Spence, who contributed 29 tackles and one sack, and defensive end William Gholston, who recorded 31 tackles and two sacks.

Stokes joined Tampa Bay from the Seattle Seahawks where he worked as the Seahawks' assistant director of college scouting (2010-11), during which time he was key in bringing in the likes of perennial All-Pro safety Earl Thomas (first-round, 2010), three-time Pro Bowl selection safety Kam Chancellor (fifth-round, 2010), All-Pro cornerback Richard Sherman (fifth-round, 2011), PFW/PFWA 2012 All-Rookie selection linebacker Bobby Wagner (second-round, 2012) and Super Bowl XLVIII MVP linebacker Malcolm Smith (seventh-round, 2011). Stokes also played an instrumental role in bringing undrafted free agents who made contributions to the Seahawks including wide receiver Doug Baldwin (2011) and wide receiver Jermaine Kearse (2012).

Prior to being named the Seahawks assistant director of college scouting, Stokes spent seven seasons with Seattle as an area scout (2000-01, 2005-09) and three seasons as an assistant in the pro personnel department (2002-04). While serving in the pro personnel department, he was responsible for the weekly advance of upcoming opponents, as well as assisting in the evaluation and writing of player reports on potential talent in free agency, NFL Europe, the Canadian Football League and the Arena Football League.

Stokes also played two seasons as a safety for the Seahawks after being selected in the fifth-round (121st overall) of the 1997 NFL draft. Following the 1998 season, he was selected by the Cleveland Browns in the 1999 expansion draft before an injury cut his career short.

A native of Lincoln, Nebraska, Stokes received an undergraduate degree in sociology from the University of Nebraska in 1997. He and his wife, Tisa, live in Parkland, Fla., with their three daughters, Erisa, Payton and Madison.

A headshot of Joe Schoen, a man with short dark hair, wearing a dark suit, light blue shirt, and patterned tie, smiling at the camera.

JOE
SCHOEN

DIRECTOR OF PLAYER PERSONNEL

COLLEGE: DEPAUW // NFL: 15TH SEASON // DOLPHINS: EIGHTH SEASON

Joe Schoen begins his eighth season as a part of the Dolphins' scouting staff and second in his role as director of player personnel after being named to the position by General Manager Dennis Hickey on May 19, 2014. Schoen spent the 2013 season as the assistant director of college scouting after serving the first five years with Miami as one of the team's national scouts.

In his role as director of player personnel, Schoen serves as a primary advisor to General Manager Dennis Hickey and Assistant General Manager Eric Stokes on all personnel matters. His responsibilities will include assisting in building and managing the Dolphins roster, as well as overseeing both the college and pro scouting departments. Schoen also assists in spearheading the team's preparation, assessment and acquisition of potential professional and collegiate free agents as well as all aspects of the annual NFL draft including preparation, evaluation and draft board construction while also serving as a key liaison between the coaching staff and personnel staff.

Schoen came to Miami in 2008 after spending his first seven years in the NFL with the Carolina Panthers. He joined the Panthers in May 2001 as a scouting assistant and was promoted to the club's National Football Scouting scout covering the Southeast one year later. In 2003, Schoen was again promoted by the Panthers to scout the Southwest in the team's system. Prior to joining the Panthers on a full-time basis, he interned in the team's ticket office in January of 2000 while also having worked in the club's training camp later that same year in football operations.

Schoen was a three-year letterman at DePauw University (1997-2000), where he played quarterback as a freshman and wide receiver his final three years. As a senior, he was named the Thomas Mount Offensive Player of the Year while also being selected as a first-team All-Southern Collegiate Athletic Conference choice as he set the school single-season record for receptions with 80 (now third). Overall in his collegiate career he amassed 153 receptions for 1,861 yards and 14 touchdowns. He ranks eighth in school history in receptions and receiving yards. Schoen, who earned his degree in communications from the Greencastle, Indiana school, also was named to the SCAC Academic Honor Roll his senior year.

A graduate of Elkhart (Ind.) Memorial High School, Schoen and his wife, Marie, have a daughter, Sydney, and a son, Carson.

ROOKIES MAKE THEIR MARK IN 2014

Miami had 13 rookies on its Week 1 roster in 2014, the highest total by the Dolphins since the team joined the NFL in 1970. The Dolphins featured 12 rookies on its Week 1 roster in four seasons - 1966, 1968, 1979 and 1996.



CHRIS GRIER

DIRECTOR OF COLLEGE SCOUTING

COLLEGE: MASSACHUSETTS // NFL: 21ST SEASON // DOLPHINS: 16TH SEASON

Chris Grier begins his 16th season with the Dolphins and his ninth as the team's director of college scouting. He served as an area scout with the club from 2000-02 before being promoted to national scout/assistant director of college scouting in 2003. He joined the club after spending the previous five years in the personnel department with the New England Patriots.

Grier started with the Patriots as an intern in 1994. He joined the club on a full-time basis the following year, and served as a regional scout until joining the Dolphins in 2000.

Grier attended the University of Massachusetts-Amherst where he majored in journalism and played football for two years before injuries ended his career. He spent his final two years there as an undergraduate assistant.

Grier is the son of Bobby Grier, the former vice president-player personnel with the New England Patriots who currently is the associate director of pro scouting with the Houston Texans. Chris' brother, Michael, played for the Edmonton Oilers, Washington Capitals, San Jose Sharks and Buffalo Sabres of the National Hockey League. He currently scouts for the Chicago Blackhawks.

A native of Holliston, Mass., Grier resides in Weston, Fla. with his wife, Paige, and their two sons, Landon and Jackson.



ANTHONY HUNT

DIRECTOR OF PRO PERSONNEL

COLLEGE: ST. THOMAS // NFL: 22ND SEASON // DOLPHINS: 22ND SEASON

Anthony Hunt is in his 22nd season with the Dolphins and his third as the director of pro personnel. Hunt was promoted to his current position in May 2013 and is responsible for managing departmental procedures including roster evaluations, player acquisitions, workouts, advance scouting, free agency and monitoring transactions around the NFL.

Hunt previously served as a National Scout for the Dolphins where he oversaw the Eastern half of the United States in the team's college scouting system. Hunt has covered the Southeast, Southwest, Northeast and parts of the Midwest as a regional scout in prior years. He was also the club's BLESTO representative during his first few seasons as a college scout.

Hunt joined the Dolphins as a scouting assistant in 1994 following his graduation from St. Thomas University, where he earned a bachelor's degree in sports administration.

A Miami native, Hunt attended Archbishop Curley-Notre Dame High School. He and his wife, Suzy, have two sons, Keaton and Marshall, and a daughter, Jolie.



RYAN HERMAN

DIRECTOR OF FOOTBALL ADMINISTRATION

COLLEGE: CORNELL // NFL: EIGHTH SEASON // DOLPHINS: SIXTH SEASON

Ryan Herman is entering his eighth season in the NFL and sixth with the Dolphins. In July 2014, Herman was promoted to the role of director of football administration after serving as the club's manager of football administration for the 2012-13 seasons. He began his tenure with the team as the club's football administration coordinator in 2010.

Herman's primary responsibilities include draft choice negotiations, assisting with the club's salary cap planning and management, and assisting in all veteran player contract negotiations. Herman also has daily interaction with the coaching and personnel staffs on a variety of collaborative projects. In addition, he is responsible for NFL player contract and marketplace analysis, assisting with the club's player payroll management, conducting various statistical and salary cap related studies, providing strategic legal insight and analysis, and coordinating with the league regarding CBA compliance, player contracts and grievances.

While attending Cornell University's School of Industrial and Labor Relations, Herman served as a legal intern in the labor law department of Proskauer Rose, L.L.P., where he provided litigation support to numerous Major League Baseball clubs during player salary arbitration hearings. Upon graduating from Cornell in 2004, Herman enrolled at Hofstra University School of Law, where he focused on labor and employment law, and served as a law clerk for the NFL Management Council from 2006 to 2007. During his tenure at the NFLMC, Herman assisted league attorneys in all aspects of the grievance process, drafted various legal pleadings and memoranda, conducted numerous league-wide analyses and legal studies, and provided litigation support to league attorneys during arbitration hearings. Prior to joining the Dolphins, Herman was an attorney with the firm Solferino & Solferino, L.L.P., and practiced commercial litigation in Mineola, New York.

Herman was born and raised in Northport, N.Y., where his mother (Kate) and two brothers (Taylor and Kyle) currently reside. He received a B.S. in industrial and labor relations from Cornell University, and earned his J.D., cum laude, from Hofstra University School of Law in 2007. He became a member of the New York State Bar in November 2008.



TERRY BRADWAY

SENIOR SCOUT

COLLEGE: ROWAN // NFL: 30TH SEASON // DOLPHINS: FIRST SEASON

Terry Bradway is entering his first season as a member of the Dolphins' scouting staff. Bradway spent the previous 14 seasons (2001-14) in various roles with the New York Jets, with his last two as senior director of college scouting. Following the 2012 NFL draft, Bradway


added the responsibility of overseeing all team efforts surrounding the draft, a role he had from 2006-08. During that time span, he also oversaw the Jets pro scouting operations. For five seasons (2001-05), he served as the Jets' general manager and executive vice president. During that time, the Jets appeared in the postseason three times in four years (2001, '02, '04), earning Bradway Executive of the Year honors in 2002 by the New Jersey Sportswriters Association.

Bradway originally joined the Jets in 2001 after having worked for the Kansas City Chiefs for nine seasons in the team's player personnel department. He held several positions in Kansas City, including vice president of player personnel (2000), director of player personnel (1997-99) and director of college scouting (1992-96). The Chiefs had seven winning seasons and five postseason appearances in his nine years.

Prior to the Chiefs, he spent six years (1986-91) as a scout with the New York Giants, participating in two Super Bowl runs (XXI and XXV). Bradway also spent three seasons (1983-85) as assistant director of player personnel for the USFL's Philadelphia/Baltimore Stars, highlighted by three championship game appearances and two USFL titles. Bradway started his football career as a graduate assistant coaching the receivers at the University of Cincinnati in 1978 and as running backs coach at the United States Merchant Marine Academy in 1979.

The former defensive back at Trenton State (now the College of New Jersey) earned three letters there before transferring and graduating from Glassboro State (now Rowan University) with a bachelor's degree in health/physical education in 1978. He earned his master's degree in health and physical education from Glassboro/Rowan in 1982. Born in Atlantic City, N.J., he was inducted into the Holy Spirit High School (Absecon, N.J.) Hall of Fame in October 2004.

Bradway and his wife, Kathy, have two sons, Mike and Tom and a daughter, Jen. Jen played lacrosse at The University of Delaware before graduating in December 2011. Mike, who played tight end and graduated from Villanova, is currently the southwest area scout for the Philadelphia Eagles and Tom, a junior, plays football at Temple.



RON
BROCKINGTON

COLLEGE SCOUT

COLLEGE: MASSACHUSETTS // NFL: 19TH SEASON // DOLPHINS: 10TH SEASON

Ron Brockington is entering his 10th season as a member of the Dolphins' scouting staff after spending the previous nine years in the player personnel department of the New York Jets, including the last seven as a scout. In his role with the Dolphins, Brockington is responsible for scouting the Mid-States portion of the United States.

Brockington started full-time with the Jets in 1997 when he worked in the team's personnel department. After two years as an assistant in player personnel, he was elevated to a scout for the 1999 season.

Brockington is a 1997 graduate of the University of Massachusetts-Amherst where he lettered as a running back for three seasons (1994-96). He had his best year as a senior when he led the team with 776 yards rushing and six touchdowns on 123 attempts. Brockington earned his bachelor's degree in sports management. During the summers while he was in college (1993-96), Brockington worked in the Jets' operations department where he served in a myriad of roles. From 1991-93, he worked in the club's equipment room as a student assistant. As a high school student, he also helped in the team's marketing department in the summer of 1990.

Brockington is a native of Hempstead, N.Y., where he was a two-time All-Long Island linebacker (1990-91) at Hempstead High School. He resides in Indianapolis, Ind., with his wife, Aixa, daughters, Dajanae and Savaya, and son, Christopher.



CHRIS BUFORD

COLLEGE SCOUT

COLLEGE: BAYLOR // NFL: FOURTH SEASON // DOLPHINS: FOURTH SEASON

Chris Buford is entering his fourth season with the team and second as a college scout. Buford will focus on the Midwest region of the country in the team's scouting system this season after covering the Northeast region in 2014.

Buford joined the Dolphins in 2012 as an assistant in the team's scouting department. Over the past two seasons, he has provided support to all levels of the department while focusing on overall evaluation and preparation for the NFL draft.

Prior to his tenure with the Dolphins, Buford was a four-year letterwinner for the Baylor football team (2007-10). He appeared in 30 games in his career and, as a senior, he was a part of a Bears football team that made its first bowl appearance since 1994. Buford was a four-time member of the Big 12 Commissioner's Honor Roll and earned a degree in education with a minor in corporate communications. He also received a master's degree from Baylor in sports management in 2012.

A native of Arlington, Texas, Buford attended Bowie High School and earned honorable mention all-district honors as a senior football player. Buford currently resides in Weston, Fla.



ADAM ENGROFF

COLLEGE SCOUT

COLLEGE: KANSAS STATE // NFL: 17TH SEASON // DOLPHINS: 17TH SEASON

Adam Engroff is entering his 17th season with the team and his third as national scout after spending the previous nine seasons as a regional scout covering the western portion of the country in the team's scouting system. Engroff, in his current role as a national scout, is responsible for scouting the entire country.

Engroff first joined the Dolphins in 1999 in the team's college scouting department. During that time, he performed a myriad of functions, including college scouting and draft preparation. Prior to his tenure with the Dolphins, Engroff worked in football operations for the Orange Bowl Committee from 1998-99. He also worked for the Prep Recruiting Network from 1997-98, where he scouted high school football players.

A native of Topeka, Kansas, Engroff received his undergraduate degree from Kansas State in 1997. He went on to earn his master's degree in sports administration from Lynn University in Boca Raton, Fla., in 2000.

Engroff and his wife, Beth, reside in Boise, Idaho, with their sons, Austin and Brody.



LENNY McGILL

COLLEGE SCOUT

COLLEGE: ARIZONA STATE // NFL: 16TH SEASON // DOLPHINS: FIRST SEASON

Lenny McGill enters his first season with the Dolphins after spending the previous six seasons (2009-14) with the Denver Broncos. In his current role, he will be responsible for scouting the West Coast region of the Dolphins scouting system.

McGill scouted the Southwest region for the Broncos in 2014 after spending his first five years with the team as assistant director of college scouting. His scouting efforts helped Denver capture three consecutive AFC West division titles from 2011-13 with a young nucleus of talent that played major roles for the club.

McGill joined the Broncos after nine years (2000-08) as a college scout for the Green Bay Packers following the conclusion of his five-year NFL playing career. As a college scout with the Packers, McGill was responsible for scouting the Central Plains region. Hired by Green Bay on Feb. 2, 2000, he was part of five playoff berths and four division titles.

Before beginning his scouting career, McGill played cornerback in the NFL and saw time in 62 career regular-season games (nine starts) and three postseason contests with Green Bay (1994-95), Atlanta (1996-97) and Carolina (1998). He totaled 104 tackles (84 solo), four interceptions (29 yds.), 16 pass breakups, one sack (five yds.), two fumble recoveries and one forced fumble for his NFL career.

McGill played at Arizona State University from 1990-93 and was a two-year starter for the Sun Devils, earning honorable mention All-Pacific-10 Conference honors as a senior. He also lettered for three seasons on the Sun Devils' track and field team, finishing second in the conference in the triple jump as a sophomore.

A graduate of Arizona State with a bachelor's degree in criminal justice, McGill was born on May 31, 1971, in Long Beach, Calif.



MATT WINSTON

COLLEGE SCOUT

COLLEGE: TEXAS A&M // NFL: NINTH SEASON // DOLPHINS: EIGHTH SEASON

Matt Winston enters his eighth season with the Dolphins and fifth in his current role as a college scout. Winston focuses on the Southwest region of the country under the Dolphins scouting system.

In 2010, he served as a pro scout and spent his first two seasons in Miami working in the player personnel department as a scouting assistant, where he performed a variety of functions to aid in the day-to-day operations of the department.

Prior to joining the Dolphins in 2008, Winston was the Director of Football Operations at Florida International University in 2007 and worked as a college scouting intern for the Houston Texans in 2006.

He is a graduate of Texas A&M and earned his MBA at Florida Atlantic University.

A native of Midland, Texas, Winston resides in Frisco, Texas, with his wife, Nicole, and their two daughters, Avery and Gracy, and son, Walker.



**MAX
GRUDER**

PRO SCOUT

COLLEGE: PITTSBURGH // NFL: THIRD SEASON // DOLPHINS: THIRD SEASON

Max Gruder is entering his third season with the team and his second as a pro scout after spending 2013 as the club's scouting assistant. In his current role, he monitors personnel moves throughout the NFL, evaluates professional players and manages player databases. Gruder also performs team advancing for future opponents.

Gruder joined the Dolphins in 2013 as an assistant in the team's scouting department. In that role, he provided support to all levels of the department while focusing on overall evaluation and preparation for the NFL draft.

Prior to his tenure with the Dolphins, Gruder was a four-year letterwinner at linebacker with the University of Pittsburgh football team. He signed with the Atlanta Falcons as an undrafted free agent following the 2012 NFL draft before being released at the end of training camp.

At Pittsburgh, Gruder appeared in 52 games with 39 starts and totaled 296 tackles (159 solo), 13.5 tackles for loss, one sack and one interception. As a senior, he recorded a career and team-high 116 total tackles, 8.5 tackles for loss, 0.5 sacks and was named All-Big East Conference Second Team. Additionally, he was a two-time honoree on the Big East All-Academic team who majored in business.

A native of Charlotte, N.C., Gruder attended Charlotte Country Day School where he played linebacker and was selected to the first-team All-North Carolina Independent School Association as a senior.

Gruder currently resides in Weston, Fla.



**CHASE
LESHIN**

PLAYER PERSONNEL COORDINATOR


COLLEGE: TEXAS // NFL: SIXTH SEASON // DOLPHINS: SIXTH SEASON

Chase Leshin is entering his sixth season with the team and his third as player personnel coordinator after being the college scouting coordinator for the two years prior (2011-12). He

is responsible for managing college data, including compiling and distributing scouting reports, and organizing and planning the yearly player personnel calendar. Additionally, he assists with all levels of the department, professional and college, and scouts the state of Florida along with schools in South Carolina, North Carolina and Virginia.

Leshin joined the Dolphins in 2009 in the equipment department as a staff assistant and worked as an operations assistant in 2010 before transitioning to the player personnel department in 2011.

A native of Corpus Christi, Texas, Leshin received a Bachelor of Arts degree in marketing from Texas. In his senior year at Texas, he worked for the Longhorn football team in the equipment department where he received the Darrell K. Royal Memorial Scholarship. Leshin resides with his wife, Krysten, in Fort Lauderdale.



CHRIS ROSSETTI

PRO PERSONNEL ASSISTANT

COLLEGE: GUELPH // NFL: FIRST SEASON // DOLPHINS: FIRST SEASON

Chris Rossetti is entering his first season with the Dolphins as a pro personnel assistant in the scouting department. In his role, he monitors personnel moves throughout the NFL, evaluates professional players in the NFL, Canadian Football League and Arena Football League, and manages player databases.

Rossetti joins the Dolphins after spending the previous three seasons (2012-14) in the CFL with the Toronto Argonauts' player personnel department. He initially began as an intern in the scouting department in 2012 before being promoted to player personnel assistant the following year and most recently serving as director of player personnel. His duties included recruitment strategies in both Canada and the U.S., hosting free agent camps, scouting NFL camps, contract negotiations and coordinating CFL draft preparation.

A four-year letterman and three-year starter at the University of Guelph (Ontario), Rossetti was named OUA Player of the Week in 2010 and was an Academic All-Canadian in 2011. He graduated in 2012 with an honors degree in history. Rossetti is a Mississauga, Ontario native and attended St. Michael's College School in Toronto where he played quarterback. His team lost only one game in four seasons and captured three Metro Bowl championships. In 2007, he played summer football for the Mississauga Warriors in the OVFL where he led the team to an undefeated season and went on to win the Ontario Championship.

Rossetti currently resides in Davie, Fla.

DOLPHINS POST THREE PLAYOFF SHUTOUTS

Since the 1970 merger of the American and National Football Leagues, the Miami Dolphins have recorded three of the seven shutouts registered by AFC teams in the playoffs. The Dolphins recorded a 31-0 win over the San Diego Chargers on January 10, 1993, a 14-0 win over the N.Y. Jets on January 23, 1983, and a 21-0 win over the Baltimore Colts on January 2, 1972. The only other AFC playoff shutouts were by the New York Jets (41-0 over the Indianapolis Colts on January 4, 2003), Oakland Raiders (27-0 over the Dolphins on January 6, 2001), the San Diego Chargers (17-0 over the Kansas City Chiefs on January 2, 1993) and the Baltimore Colts (17-0 over the Cincinnati Bengals on December 26, 1970).



J.P. McGOWAN

SCOUTING ASSISTANT

COLLEGE: TEXAS A&M // NFL: THIRD SEASON // DOLPHINS: SECOND SEASON

J.P. McGowan is entering his second season as a member of the Dolphins as a scouting assistant and third full-time season in the NFL. In his role, he provides support to all levels of the department while focusing on overall evaluation and preparation for the NFL draft.

Prior to joining the Dolphins, McGowan spent three seasons in the scouting department of other NFL teams, first as a scouting intern for both the Houston Texans (2009-10) and the Tennessee Titans (2012-13), and most recently as a scouting assistant with the Philadelphia Eagles (2013-14).

A native of Houston, Texas, McGowan graduated from Texas A&M in 2010 where he worked in the recruiting department during his time there (2006-10). McGowan also received a master's degree in sports business from University of Washington in 2011.



DENNIS LOCK

DIRECTOR OF ANALYTICS

COLLEGE: ST. LAWRENCE // NFL: SECOND SEASON // DOLPHINS: SECOND SEASON

Dennis Lock is entering his second season with the Dolphins. He was promoted to director of analytics on February 28, 2015 after serving as head analyst in 2014. In his role, he supports football operations through statistical analysis and research.

Lock is currently finishing his PhD in statistics from Iowa State University with a dissertation on utilizing statistics in sports. While at Iowa State, Lock worked as a consultant for many academic departments as well as the Iowa State University men's basketball team. During this time, he also served as a co-author on a prominent statistics textbook.

Originally from Canton, N.Y., Lock received a bachelor's degree in mathematics from St. Lawrence University in 2008. He and his wife, Amy, have a daughter, Jocelyn, and reside in Fort Lauderdale.

DOLPHINS BEFORE AND AFTER BYES

Since the NFL first instituted the open week in 1990, the Dolphins are 13-12 in games preceding the bye week. Miami owns a 14-12 record in games following a bye week.



TOM PASQUALI

FOOTBALL ANALYST

COLLEGE: ST. LAWRENCE // NFL: SECOND SEASON // DOLPHINS: SECOND SEASON

Tom Pasquali enters his second season with the Miami Dolphins as a football analyst. As part of the football analytics group headed by Director of Analytics Dennis Lock, Pasquali supports the department in the gathering and interpretation of statistics.

Pasquali earned his master's degree in applied statistics from Villanova University where he completed his regression course project: "Predicting Hitting Success," by using batted ball and pitch f/x data from Fangraphs.com to predict MLB hitting success.

A Voorheesville, N.Y. native, Pasquali also interned for the New York Yankees and Turnkey Sports & Entertainment before joining the Dolphins. He resides in Davie.

SPORTS PERFORMANCE



WAYNE DIESEL

SPORTS PERFORMANCE DIRECTOR

COLLEGE: WITWATERSRAND // NFL: FIRST SEASON // DOLPHINS: FIRST SEASON

Wayne Diesel enters his first season with the Miami Dolphins as the sports performance director. In his role, he will oversee all of the team's sports science initiatives and work closely with the training and strength and conditioning departments. His focus will include player injury prevention and rehabilitation in an effort to reach optimal performance.

Diesel joins the Dolphins after spending the previous eight years (2007-15) as head of medical services with the Tottenham Hotspur Football Club of the English Premier League. With Tottenham, he oversaw the efforts of doctors, physiotherapists, sports scientists, podiatrists, nutritionists and chiropractors, and helped coordinate the medical service department's work to optimize player recovery and prevent injuries. During his tenure with the Spurs, they defeated Chelsea FC in 2008 to win the Carling Cup and then achieved Champions League status in 2009-10 for the first time in the club's history.

Before his arrival at Tottenham, Diesel held the same title of Head of Medical Services from 2003-07 at Charlton Athletic Football Club. He arrived in the United Kingdom in 2002 to work for Gloucester Rugby Football Club, holding the same title again, and helped them win the PowerGen Trophy and finish first in the league before losing in the playoff final.

Diesel has 12 years of experience running private physiotherapy practices, including setting up the first physiotherapy practice at the Sports Science Institute of South Africa based

in Cape Town. While in South Africa, he worked as head physiotherapist for a range of different sports, including national women's gymnastics, men's hockey, swimming, football and rugby as well as provincial cricket and football. Additionally, Diesel was appointed as the head physiotherapist for South African teams at the All African (1992), Olympics (1996) and Commonwealth Games (1998). He also held the position of president of South African Transplant Games Association and Western Province Chairman of South African Sports Medicine Association.

A native of South Africa, Diesel graduated as a physiotherapist from the University of Witwatersrand in 1986 and then gained a first class pass in sports science in 1988 allowing him to proceed directly to a PhD in exercise physiology, which was completed in 1994. Wayne and his wife, Jean, have one son, Nicholas, and one daughter, Christine.



MARY ELLEN
BINGHAM

TEAM NUTRITIONIST

COLLEGE: BOSTON UNIV. // NFL: SECOND SEASON // DOLPHINS: SECOND SEASON

Mary Ellen Bingham enters her second season as the Miami Dolphins' team nutritionist as part of the organization's efforts to improve player performance and health. Bingham joined the team on December 5, 2014.

Bingham came to the Dolphins after serving as the head sports nutritionist at the University of North Carolina from 2011-14 and staff sports nutritionist in 2010. In that role, she worked closely with UNC's varsity athletic program, providing sports nutrition education, menu planning, supplement review and individual nutrition counseling. Bingham holds a BS in nutrition from Boston University, where she was a member of its varsity women's track and field team.

Bingham earned her master's degree in clinical nutrition from New York University and completed her clinical training at the James J. Peters VA Medical Center in Bronx, N.Y. Bingham is credentialed as a registered dietitian (RD) and certified specialist in sports dietetics (CSSD). Prior to working at UNC, she served as the campus dietitian and sports nutritionist at St. John's University in Queens, N.Y. where she collaborated with dining services and the Department of Student Wellness as well as worked closely with its varsity Division I athletics programs. Additionally, she is a member of the Academy of Nutrition and Dietetics; Sports Cardiovascular, and Wellness Nutrition (SCAN) dietetics practice group; and the Collegiate & Professional Sports Dietitians Association (CPSDA).

A native of Boston, Mass., Bingham resides in Ft. Lauderdale.

LIKE FATHER, LIKE SON

In 2005, DT Randy Crowder (1974-76) and LB Channing Crowder (2005-10) became the third father-son combination to play for the Dolphins in franchise history. They joined the Barbers, which included linebacker Rudy (1968) and fullback Kantroy (1999), and the Grieses, which consisted of Bob (1967-80) and Brian (2003), both quarterbacks. The Crowders were the first father-son tandem to both be drafted by the Dolphins, as Randy was taken in the sixth round in 1974 and Channing was selected in the third round in 2005. In addition, quarterback George Wilson, Jr., played with the Dolphins in 1966 under his father, George, Sr., who was the team's head coach. Also, there have been two father-son coaching tandems in franchise history, as both Dave Shula (1982-88) and Mike Shula (1991-92, 2000-02) coached under their father, Don.

ATHLETIC TRAINING



RYAN GROVE

HEAD ATHLETIC TRAINER

COLLEGE: PITTSBURGH // NFL: 16TH SEASON // DOLPHINS: SECOND SEASON

Ryan Grove is entering his second season as head athletic trainer with the Dolphins after spending 18 seasons with the Pittsburgh Steelers. Along with Troy Maurer, Noahisa Inoue and Jonathan Gress, Grove is responsible for the day-to-day treatment and rehabilitation of Dolphins players in coordination with the club's medical staff.

Prior to joining the Dolphins, Grove was the Steelers assistant athletic trainer for 15 years (1999-2013). He was a part of a staff named the 2008 Professional Football Athletic Training Staff of the Year by the Professional Football Athletic Training Society. He initially served as an intern athletic trainer for the Steelers for the 1992-93 seasons and a graduate assistant athletic trainer for the team from 1994-96.

Grove graduated magna cum laude, receiving his bachelor of science degree in athletic training from the University of Pittsburgh in 1993, and a master's degree in athletic training/exercise physiology in 1996. He previously served as an assistant athletic trainer at East Tennessee State University, where he was the head athletic trainer for the school's men's basketball, baseball and tennis teams.

An Indiana, Pennsylvania native, Grove is a member of the Association of Florida Athletic Trainers, the American College of Sports Medicine and National Athletic Trainers' Association. Grove and his wife, AnnMarie, have one daughter, Samantha Ann, and one son, Tyler Ryan.



TROY MAURER

ASSISTANT ATHLETIC TRAINER

COLLEGE: PURDUE // NFL: 24TH SEASON // DOLPHINS: 24TH SEASON

Troy Maurer is entering his 24th season as assistant athletic trainer with the Dolphins, having joined the organization in 1992. Along with Noahisa Inoue, Jonathan Gress and under the direction of Head Athletic Trainer Ryan Grove, he assists with the day-to-day training room operation and the rehabilitation of injured Dolphins players.


Following the 2011 season, Maurer was awarded the AFC Tim Davey Assistant Athletic Trainer of the Year by the Professional Football Athletic Trainers Society. Maurer was the second recipient of the honor, which recognizes one assistant athletic trainer from each conference. As

voted by the members of the PFATS, this award is emblematic of the commitment, dedication and high level of integrity that Tim Davey brought to the field of Athletic Training and is representative of his level of service which he dedicated to his surrounding community.

In 2006, Maurer was part of the staff that was recognized by their peers as the "Athletic Training Staff of the Year" by the Professional Football Athletic Trainers Society.

A graduate of Purdue University, Maurer began his NFL career by serving undergraduate internships with both the Indianapolis Colts and New York Jets. Upon graduation from Purdue, he accepted a seasonal athletic trainer position with the Colts in 1989 before being hired by Doctors' Hospital in Coral Gables as an athletic trainer in the physical therapy department in 1990. Prior to joining the Dolphins, Maurer was head basketball athletic trainer and assistant football athletic trainer at Kansas State University during 1990-92 seasons.

A native of Lafayette, Indiana, Maurer and his wife, Jill, live in Coral Springs with their son, Luke, and daughter, Laura.

A headshot of Naohisa Inoue, a man with short dark hair, wearing a dark suit, white shirt, and a patterned tie.

NAOHISA INOUE

ASSISTANT ATHLETIC TRAINER

COLLEGE: ILLINOIS AT CHAMPAIGN-URBANA // NFL: SIXTH SEASON // DOLPHINS: SIXTH SEASON

Naohisa Inoue (NOW-HE-SA, IN-EW-WAY) is entering his sixth season with the Dolphins, and fourth as an assistant athletic trainer having joined the organization for the 2010 season. Along with Troy Maurer, Jonathan Gress and under the direction of Head Athletic Trainer Ryan Grove, he assists with the day-to-day training room operation and the rehabilitation of injured Dolphins players.

Inoue is a 2001 graduate of Fuji University in Hanamaki, Iwate, Japan, where he earned a degree in economics. He is also a graduate of the University of Illinois where he earned a degree in Athletic Training.

Inoue was a student assistant for the Illini baseball and football teams during his time in Champaign-Urbana. Upon graduation from Illinois, he was accepted into the graduate program at the University of Kentucky where he worked with the Wildcats football program. Inoue began his NFL career by serving as a graduate intern with the Dolphins during the 2007 season.

A native of Toyonaka in Osaka, Japan, Inoue is single and lives in Davie.

A headshot of Jonathan Gress, a man with short brown hair, smiling, wearing a dark suit, white shirt, and a patterned tie.

JONATHAN GRESS

ASSISTANT ATHLETIC TRAINER/ PHYSICAL THERAPIST

COLLEGE: OKLAHOMA // NFL: SECOND SEASON // DOLPHINS: SECOND SEASON

Jonathan Gress is entering his second season as an assistant trainer/physical therapist. Along with Troy Maurer, Naohisa Inoue and under the direction of Head Athletic Trainer Ryan

Grove, he assists with the day-to-day training room operation and the rehabilitation of injured Dolphins players.

Prior to joining the Dolphins, Gress spent four years (2010-14) at the University of Arizona as an assistant trainer/physical therapist. He received a master's degree in physical therapy at Oklahoma in 2008 and another master's degree in athletic training at Texas Tech in 2010.

A native of Norman, Okla., Gress is married to wife, Gina.

EQUIPMENT



JOE
CIMINO

EQUIPMENT MANAGER

COLLEGE: ST. THOMAS // NFL: 22ND SEASON // DOLPHINS: 22ND SEASON

Joe Cimino is entering his 22nd season as a member of the Dolphins equipment staff and ninth in his current role after being promoted to equipment manager during the 2007 offseason. He first worked in the department in 1987 prior to his return in 1995.

Cimino is responsible for issuing, ordering and maintaining all playing equipment for the team. Along with assistants Charlie Thiele, Jon Swede and Steve Guida, Cimino coordinates the transport of the club's equipment to and from each road site. He is a certified member of the Athletic Equipment Managers Association.

On March 15, 2013, Cimino was named the winner of the Whitey Zimmerman award as the NFL Equipment Manager of the Year. He is the first member of the Dolphins to win that award, which is voted on by the 32 equipment managers in the league. The award was started in 1994 and named after the former longtime equipment manager of the Atlanta Falcons.

Cimino attended St. Thomas University in Miami, where he earned his undergraduate degree in sports administration and his master's in management.

A native of Dania, Fla., Cimino and his wife, Holly, reside in Davie with their daughter, Christianna, and their son, Christian.



CHARLIE
THIELE


ASSISTANT EQUIPMENT MANAGER

COLLEGE: SPRINGFIELD COLLEGE // NFL: 21ST SEASON // DOLPHINS: 21ST SEASON

Charlie Thiele is entering his 21st season with the Miami Dolphins as assistant equipment manager. His responsibilities include equipment maintenance, apparel inventory and on-field

practice duties as well as assisting with the transport of all equipment to and from each road site. Thiele has been a certified equipment manager for the past 18 years.

A native of Connecticut, he graduated from Springfield College in Massachusetts with a degree in general studies.

A headshot of Steve Guida, a man with short dark hair and a mustache, wearing a blue and white checkered shirt under a dark suit jacket. He is smiling at the camera.

STEVE GUIDA

EQUIPMENT ASSISTANT

COLLEGE: SOUTH FLORIDA // NFL: THIRD SEASON // DOLPHINS: THIRD SEASON

Steve Guida is in his third season with the Miami Dolphins as an equipment assistant. His responsibilities include game day uniforms, apparel inventory as well as assisting defensive coaches during practice. He started as an intern with the team during the 2012 season.

Prior to joining the Dolphins, Guida served as a training camp intern for the Tampa Bay Buccaneers in 2009. In addition, he served as head equipment manager for the Arena Football League's Tampa Bay Storm in 2008. Previously he was a student equipment manager at the University of South Florida for the football team from 2004-08.

A headshot of Jon Swede, a man with short brown hair, wearing a white dress shirt, a red patterned tie, and a dark suit jacket. He has a neutral expression.

JON SWEDE

EQUIPMENT ASSISTANT

COLLEGE: WILLIAM PATERSON // NFL: SEVENTH SEASON // DOLPHINS: SEVENTH SEASON

Jon Swede is in his seventh season with the Miami Dolphins as an equipment assistant. In his role, Swede helps special teams coaches set up appropriate equipment during practice as well as keeping inventory of the team's Nike apparel. He started as an intern with the team during the 2008 season.

The New Jersey native graduated from William Paterson University with a degree in sociology.

1972 DOLPHINS LEAD NFL IN POINTS SCORED AND ALLOWED

En route to their perfect 17-0 season, the 1972 Miami Dolphins led the NFL that year in both points scored and points allowed. During the regular season, they averaged 27.5 points per contest while yielding an average of only 12.2. They are one of only 12 teams in NFL history to achieve this feat, and of the other 11, only the 1996 Green Bay Packers went on to win the Super Bowl.

VIDEO



MIKE NOBLER

VIDEO DIRECTOR

COLLEGE: WESTERN ILLINOIS // NFL: FIRST SEASON // DOLPHINS: FIRST SEASON

Mike Nobler enters his first season with the Miami Dolphins as video director. In his role, he oversees the department's efforts to support all of the coaching and football operations video needs. Additionally, he helps maintain a full NFL and college video library on the XOS system, and coordinates all practice and game filming and editing.

Nobler joins Miami after spending the previous six seasons (2008-14) as football video coordinator at the University of Nebraska. His primary responsibilities included managing Nebraska's 45-client XOS coaching video network and, along with a video staff of eight, he helped implement the video system for the day-to-day use by coaches, including the taping and editing of practice and games as well as opponent video breakdowns. Nebraska was one of the first two schools to begin shooting, editing and distributing practice video in HD in the spring of 2011.

Prior to joining Nebraska, Nobler spent two years as a field representative for XOS Digital. He provided on-site support, installations of all software and hardware as well as staff training on the video system in college football and basketball, and NFL video departments.

Before his time at XOS Digital, Nobler spent four years as assistant video director at Oklahoma. He handled video of practice and games while working alongside the Sooner coaching staff as a video editor, and was a co-network administrator supporting the Oklahoma video setup. Nobler also spent one year in a similar video position at Illinois and began his career as a video intern with the St. Louis Rams.

A native of Lake Villa, Ill., Nobler graduated from Western Illinois University in 2001 with a degree in communications. Mike and his wife, Heather, have one daughter, Madeline.



DANE CHESTER

ASSISTANT VIDEO DIRECTOR

COLLEGE: BALDWIN-WALLACE // NFL: FIRST SEASON // DOLPHINS: FIRST SEASON

Dane Chester enters his first season with the Dolphins as assistant video director. In his role, he will support the department's efforts to assist in the video needs of the coaching and football operations staffs as well as the players. He will also film and edit practice and game video and provide technical support.

Chester joins Miami after spending the 2014 season as director of football game analysis at the University of Illinois. Prior to joining the Fighting Illini, Chester worked as a support

manager at DVSPORT Software, where he provided technical support to NFL, NCAA and Replay clients, and tested future products. He also served as replay conference coordinator for the Big Ten, ACC and Mid-American Conferences. Chester spent the 2012 season as a video intern with the Cleveland Browns, where he videotaped practices and entered practice data, managed video needs in meeting rooms and created weekly highlight packages. He was assistant director of football video at Ohio State in 2011, where he videotaped practices and games, oversaw OSU's student video staff and managed the program's video database for recruiting, practice and games. In 2010, Chester was the video coordinator for the Arena Football League's Cleveland Gladiators.

A 2010 graduate of Baldwin-Wallace College with a degree in sports management and minors in business management and marketing, he served as assistant equipment manager for school's football team for two seasons and also worked as the football video coordinator. He supplemented his video experience while in college by working as an instant replay field technician for Browns games from 2006-10, while also serving an internship with the NFL team's new media department.

Chester was a four-year golfer at Buckeye Local High School in his hometown of Medina, Ohio. He is married to Mary Wilson-Chester.



**NINNO
DePATRICK**

VIDEO ASSISTANT

COLLEGE: SAN FRANCISCO // NFL: THIRD SEASON // DOLPHINS: THIRD SEASON

Ninno DePatrick is entering his third season with the Dolphins as a video assistant. In his role, he films and edits all games and practices as well as additional content for coaches, scouts and players, including technical support, weekly highlights and administering team meetings.

DePatrick has a B.A. degree in theatre from SUNY Stony Brook and an M.A. in sport management from University of San Francisco. He also is a member of the Screen Actors Guild and has several hobbies, including guitar and photography.



**CHRIS
PLASTER**

VIDEO ASSISTANT

NFL: FIFTH SEASON // DOLPHINS: FIFTH SEASON

Chris Plaster is entering his fifth season with the Dolphins as a video assistant. In his role, he films coaches video for practices and games, formats and edits video for computer and iPad use by coaches, scouts and players and produces weekly teach tapes for use by players and coaches. Additionally, he provides technical support for coaches, scouts and players.

Plaster is from Martinsville, Va. and currently resides in Weston, Fla.



MATT SHULA

VIDEO ASSISTANT

COLLEGE: LAFAYETTE COLLEGE // NFL: FIRST SEASON // DOLPHINS: FIRST SEASON

Matt Shula enters his first fulltime season with the Dolphins as a video assistant. In this role, Shula is responsible for practice and game video for the coaches. In 2014, he served as a staff assistant for the video department.

After completing his undergraduate degree at Lafayette College in Pennsylvania, Shula was part of Charlie Weis' Kansas football staff as quality control coach, focusing on recruiting before being promoted to graduate assistant.

A native of Cooper City, Fla., Shula is the grandson of Hall of Fame Head Coach Don Shula and the son of David and Leslie Shula. He resides in Fort Lauderdale, Fla.

FOOTBALL SUPPORT



STUART WEINSTEIN

DIRECTOR OF TEAM SECURITY

COLLEGE: FLORIDA ATLANTIC // NFL: 31ST SEASON // DOLPHINS: 31ST SEASON

Stuart Weinstein is entering his 31st season as director of team security with the Dolphins, having joined the organization in 1985. In his role, Weinstein helps facilitate the day-to-day functioning of team security, primarily providing off-the-field support for coaches, players and staff on civil, criminal and traffic legal matters. His additional duties include helping to obtain passports, Florida drivers licenses and tags. In 1987, he began conducting background checks on players eligible for the NFL draft and the same service has expanded to include veteran NFL free agents, totaling 651 people interviewed and researched. Weinstein also is responsible for team travel security, including airport screening, team hotel and at the stadium on game day. Similarly, he oversees the team hotel and stadium security for home games and is on the field for all practices.

Weinstein works closely with the Director of Player Engagement Kaleb Thornhill to help players off the field while playing and with their careers following retirement. He attends the NFL Rookie Symposium annually and also works with the community relations department to assist with player appearances.

Weinstein was initially hired by the Miami Dolphins as a security consultant before becoming a security investigator and then director of security in 1990. Prior to working for the Dolphins, he was a contract investigator with the NFL as well as working as a private investigator.

A native of Miami, Weinstein attended Miami Norland High School followed by Miami Dade Junior College before graduating from Florida Atlantic University. He is married to his wife, Renee, and they have two children, Brian and Julie, along with three grandchildren.



KALEB THORNHILL

DIRECTOR OF PLAYER ENGAGEMENT

COLLEGE: MICHIGAN STATE // NFL: SEVENTH SEASON // DOLPHINS: SIXTH SEASON

Kaleb Thornhill enters his sixth season with the Dolphins as the organization's director of player engagement. In his role, Thornhill engages, educates and empowers individuals to reach their full potential both on and off the field. He also helps players in the transition process both into and out of the NFL through continuing education, financial education and providing assistance in dealing with family matters through player programs.

Since joining the Dolphins, Thornhill has been selected to participate and completed the NFL Athlete Develop Professional Certification Program conducted by the Wharton School Executive Education program at the University of Pennsylvania. Since 2013, he has served as a member of the NFL's Steering Committee for NFL Player Engagement, which provides advice and opinions in matters related to off-field support of players and their families. Additionally, Thornhill has fostered a holistic approach to the overall development of Dolphins players built upon Gratitude, Respect, Integrity, and Trust (G.R.I.T) and the creation of the Veteran Executive Education Program (VEEP), which aims to continue to develop the veterans and families in all areas of their lives.

Thornhill joined the Dolphins from the Detroit Lions where he worked in the team's football operation and player development departments. Prior to his time in Detroit, Thornhill served as graduate assistant to the athletics director at Michigan State University while earning his master's degree. During his time, he created player development/mentor presentations that were shown to the athletics director and head director of student athlete support services and helped to develop a transition program for student-athletes.

A four-year letterman with the MSU Spartan football team, Thornhill started three years at middle linebacker. He was also named a four-time All-Academic Big Ten selection and was elected team captain in 2007. Thornhill recorded 227 career tackles with 20.5 tackles for losses in his collegiate career. He was named Michigan State's Patsy Ross Scholar/Athlete Award in 2007, given to the team's top senior scholar-athlete.

A native of Lansing, Michigan, Thornhill received his bachelor's degree from Michigan State in inner disciplinary studies in human resources in 2007 and earned his master's degree from the university in kinesiology, with a concentration in sports administration in 2009. He also earned his MBA at Nova Southeastern University in June 2013. Thornhill's late father, Charlie, played on Michigan State's back-to-back Big Ten championship teams in 1965-66, while his brother, Josh, was a four year starter at linebacker for the Spartans from 1998-2001.

2014 MARGIN OF VICTORY

Miami's first six wins of the season were by at least 13 points. Only three other teams since the 1970 AFL-NFL merger recorded their first six (or more) wins in a season by margins of 13 or more points: the 2007 New England Patriots (first eight, on their way to a 16-0 record), 1999 St. Louis Rams (first 13; they won the Super Bowl that season) and 1984 Washington Redskins (first nine).



SCOTT BULLIS

DIRECTOR OF TEAM OPERATIONS

COLLEGE: WESTERN NEW ENGLAND // NFL: SIXTH SEASON // DOLPHINS: SIXTH SEASON

Scott Bullis is entering his sixth season with the Miami Dolphins as director of team operations. In his role, he organizes and executes team travel and logistics for home and away games, manages the day-to-day operations of the Doctors Hospital Training Facility in Davie, Fla., manages all in-house and outside catering for the players, coaches and staff as well as arranges player visits. Additionally, Bullis coordinates with Dolphins Head Coach Joe Philbin and his assistant coaches the itineraries and practice schedule for the day, week, month and year.

Bullis received his Bachelor of Science in business administration from Western New England University in Springfield, Mass., where he also played on the men's varsity soccer team. He holds a Masters of Business Administration from Wagner College in Staten Island, N.Y., where he worked as a graduate assistant in the athletic department as the manager of operations and equipment for 18 varsity sports.



ANN HAKE

SENIOR MANAGER OF PLAYER RELATIONS

COLLEGE: MIAMI (FLA.) // NFL: FOURTH SEASON // DOLPHINS: FOURTH SEASON

Ann Hake enters her fourth season with the Miami Dolphins, and her second as the organization's senior manager of player relations. In her role, she facilitates appearances and off-field activities for players, including those in the community, with Season Ticket Members and sponsors. Hake also oversees the Miami Dolphins Women's Organization, which connects the wives and significant others of players, coaches and staff to the organization.

Hake entered her current role in player relations in 2014 after serving in several other departments within the Dolphins organization, including alumni relations manager (2013), various positions with the Dolphins Cancer Challenge (2011-13) and community relations department (2010). She initially served as a staff assistant in 2010-11 prior to being hired full-time in 2012.

Before joining the Dolphins, Hake worked at her alma mater, Miami (Fla.), as a football operations intern while earning her degree in sports administration. A native of Kentfield, Calif., Hake currently resides in Fort Lauderdale.



MATT LANGER

OPERATIONS COORDINATOR

COLLEGE: MASSACHUSETTS // NFL: FIRST SEASON // DOLPHINS: FIRST SEASON

Matt Langer is entering his first season with the Dolphins as operations coordinator after spending the previous season as an operations assistant. In his role, he helps manage the day-to-day operations of the Doctors Hospital Training Facility in Davie, Fla., coordinates all in-house and outside catering for the players, coaches and staff as well as facilitating player visits.

Prior to coming to Miami, Langer interned for the New York Jets in their operations department for the 2013 preseason. Before joining the Jets, he held a season-long internship in 2013 with the New York Islanders in the hockey operations department, following an internship with the New York Mets baseball operations department in 2012.

Langer attended University of Massachusetts where he holds a degree in sport management. A native of Commack, N.Y., he currently resides in Weston, Fla.

COMMUNICATIONS



MATT TAYLOR

DIRECTOR OF FOOTBALL COMMUNICATIONS

COLLEGE: VIRGINIA TECH // NFL: FIFTH SEASON // DOLPHINS: FIRST SEASON

Matt Taylor is entering his first season as director of football communications with the Miami Dolphins. Taylor oversees the day-to-day football communications and serves as the primary media contact for Head Coach Joe Philbin.

Prior to joining the Dolphins, Taylor spent the past three seasons (2012-14) at the University of Maryland, where he served as assistant athletics director/football communications, directing media relations for the football program and Head Coach Randy Edsall.

Taylor arrived at Maryland after spending the 2011 season as assistant director of communications for the Indianapolis Colts, where he was responsible for facilitating interviews of players and coaches for media members, as well as preparing members of the organization for media appearances. He worked to publicize the success of the team on the field, as well as handling the publicity effort for business initiatives.

Prior to coming to Indianapolis, Taylor spent three seasons (2008-2010) with the Washington Redskins, where he worked as a media relations assistant and served as a liaison between the team and local and national media members. He also handled publicity for all community relations events. Taylor worked on the NFL's public relations team during Super Bowls XLIV, XLV and XLVI and assisted with publicity campaigns that helped two Colts and nine Redskins earn Pro Bowl selections.

Taylor holds a communications degree from Virginia Tech and a Masters of Business Administration from The George Washington University. He currently resides in Plantation, Fla.



**THERESA
MANAHAN**


COMMUNICATIONS MANAGER

COLLEGE: **CENTRAL FLORIDA** // NFL: **SECOND SEASON** // DOLPHINS: **SECOND SEASON**

Theresa Manahan is in her second season with the Dolphins, having been named communications manager on May 5, 2014. In her role, she is responsible for the club's corporate communications. Manahan also creates publicity plans to generate coverage for off-field events at Sun Life Stadium as well as all organizational community and business events.

Manahan joined the Dolphins after working as a sports business writer in Boston, MA. Her articles were published in ESPN The Magazine, ESPN.com and the Boston Business Journal. Prior to that, she worked for the SportsBusiness Journal/Daily in Charlotte, NC.

Manahan holds a degree in broadcast journalism from the University of Central Florida in Orlando, where she also attained master's in both business administration and sports business management.



**HANK
NATHAN**


**FOOTBALL
COMMUNICATIONS MANAGER**

COLLEGE: **WASHINGTON AND LEE** // NFL: **SECOND SEASON** // DOLPHINS: **SECOND SEASON**

Hank Nathan is entering his second season with the Dolphins. In April 2015, Nathan was promoted to football communications manager after serving as communications coordinator the previous year. In his role, he helps facilitate and manage the day-to-day functioning of media relations with coaches, players and football staff. Nathan previously worked within the organization as a staff assistant in the media relations department in 2012.

Prior to joining the Dolphins in a full-time capacity in 2014, Nathan interned in the media relations department of the Washington Redskins (2011) and the communications department of the Houston Texans (2013).

A native of Baltimore, Md., Nathan received a Bachelor of Arts degree in journalism and mass communications from Washington and Lee University in 2010. He currently resides in Plantation, Fla.



**GAYLE
BADEN**

COMMUNICATIONS COORDINATOR

NFL: 34TH SEASON // DOLPHINS: 34TH SEASON

Gayle Baden enters her 34th season with the Miami Dolphins and first as a communications coordinator. In her expanded role, she will help facilitate media interview requests, manage daily site updates and maintenance to Dolphins.com and work on select off-field publicity projects. Baden will continue to assemble and distribute release packets to network personnel and media of opposing teams, along with managing credential requests. For the past 33 years, Baden served as the communications executive assistant.

She resides in Pembroke Pines.



**MICHAEL
FARNHAM**

COMMUNICATIONS COORDINATOR

COLLEGE: OLD DOMINION // NFL: FIRST SEASON // DOLPHINS: FIRST SEASON

Michael Farnham is entering his first season with the Dolphins as a communications coordinator. In his role, he helps facilitate the day-to-day functioning of player and media relations as well as generating media coverage for the organization in football and publicity campaigns in the Hispanic community. Farnham had previously worked within the organization as a staff assistant in the communications department during the 2014 season.

Prior to joining the Dolphins in a full-time capacity in 2015, Farnham interned in the media relations department of the San Francisco 49ers during their Super Bowl XLVII season of 2012 and was part of a staff that was runner up for the Pete Rozelle Award. He also interned with the Jacksonville Jaguars' media relations department in 2013.

A native of Washington D.C., Farnham received a Bachelor of Arts degree in English from Old Dominion University in 2012. He currently resides in Plantation, Fla. with his fiancé, Paula.

MIAMI DOLPHINS CHEERLEADERS



The Miami Dolphins Cheerleaders have been a fundamental aspect of the Dolphins' football history since the franchise's inaugural season in 1966. As the face of the Dolphins, these internationally known ambassadors for South Florida diligently rehearse every week to bring spirit and excitement to every game day and community event appearance. An ethnically diverse group of glamorous women, the cheerleaders wholeheartedly encompass what it means to be both beauty and brains, as they are all also well-respected professionals in their community. The Miami Dolphins Cheerleaders, just as the team they represent, exemplify teamwork, performance, the pursuit of perfection and an unrivaled passion for football.

DORIE GROGAN – Senior Director of Entertainment and Brand Impact
JAMIE QUADROZZI – Senior Manager of Game Entertainment and Cheerleaders
ARIANA AUBERT – Cheerleader Coordinator
BROOKE NIX – Cheerleader Choreographer
MELISSA MARTIN – Cheerleader Assistant

2015 MIAMI DOLPHINS CHEERLEADERS

Adrianna	Chantal	Jodi	Paige B.
Alison	Courtney	Kasey	Paige D.
Allison	Danica	Kristan	Rachel
Amanda	Estefania	Laura	Raquel
Bobbie Jean	Etta	Lauren	Sabrina
Breani	Felicia	Macy	Shayla
Britt	Jacey	Megan	Stephanie
Brittany	Jess	Monica	Tabitha
Brooke	Jessica	Nicole	Victoria



1 // MASCOT

T.D.

HT: 7-0 // WT: ALL MUSSELS // COLLEGE: ATLANTIS '97
ACQUIRED: FA, 1997 // NFL: 19TH SEASON // DOLPHINS: 19TH SEASON

T.D., the official mascot of the Miami Dolphins, has been a fixture at Dolphins games since his introduction at the Miami Dolphins' Draft Party on April 19, 1997. His charming personality, outstanding sense of humor, and ability to relate to young and old alike make him a "Fin"-tastic ambassador for the Dolphins.

T.D. performs at every Dolphins home game, but his job isn't done when the season is over. He can be found throughout South Florida, making appearances at schools, parades, hospitals, and various other functions.

An nine-time Pro Bowl mascot, T.D. has also performed at the Chinese New Year's Day Parade in Hong Kong, and he was the first mascot to participate in the Hall of Fame Game in Canton, Ohio.

When T.D. originally debuted, he had not yet been named. The Dolphins' "Name the Mascot Contest" drew more than 13,000 entries from all 50 states and more than 22 countries. Sara Fernandez of Miami was the first to submit the name "T.D.," and she won two tickets to Super Bowl XXXII when the name was selected at the annual Dolphins Awards Banquet on June 4, 1997.

Prior to T.D., the club had a live dolphin named "Flipper," who was situated in a fish tank in the open end of the Orange Bowl. The club also had "Dolfan Denny" patrol the sidelines for several seasons. However, with the debut of T.D., the Dolphins finally had an official mascot.

If you'd like to score a "T.D." at your next event, please email CBonk@dolphins.com.

THE ORANGE BOWL

The 1986 season marked the end of an era for the Miami Dolphins as the team played its final season in the Orange Bowl.

In 21 years at the venue, the Dolphins posted a 110-38-3 (.738) regular-season record. In the playoffs, Miami was 10-4 at the 75,206-seat Orange Bowl, giving the team a 120-43-3 (.736) mark in all games played there.

Miami played in the Orange Bowl from the team's initial season in 1966 through the 1986 campaign. From 1966 to 1969, the Orange Bowl had a grass playing field. The playing surface was changed to Poly-Turf in 1970, was replaced in 1972 and finally removed in March 1976, so that Prescription Athletic Turf could be installed.

The Orange Bowl was the site of many great sporting events, including five Super Bowls, the annual Orange Bowl Classic, Olympic soccer matches and championship boxing matches.

The 2007 season was the final one for the Orange Bowl. The University of Miami, who called the OB home from 1937-2007, played its final game there on November 10, 2007, when they dropped a 48-0 decision to the University of Virginia. The final collegiate game at the Orange Bowl occurred on December 1, 2007 when Florida International defeated North Texas, 38-19. The final organized game took place on January 4, 2008 in "The O-D All-American Bowl," a high school all-star game. A "Farewell To The Orange Bowl" celebration was held on January 26, 2008. Approximately 15,000 people watched a team of ex-Miami Hurricanes beat a team of ex-Dolphins, 65-51, in a flag-football exhibition. Demolition began in March of 2008 and was completed in May.



MIAMI DOLPHINS FOUNDATION



MIAMI DOLPHINS FOUNDATION

Established in 1996 as the fundraising arm of the Miami Dolphins Football Team, the Miami Dolphins Foundation is committed to making a year-round difference in the South Florida community. Since Chairman of the Board and Managing General Partner Stephen Ross assumed the leadership of the organization, the Foundation refocused its philanthropic efforts to provide support in the South Florida communities under education, health and volunteerism initiatives. Signature programs under these three pillars are:

– EDUCATION –

The Miami Dolphins, through their educational pillar of its foundation, officially announced the public launch of a four-year \$1 million partnership with City Year Miami, an education-focused nonprofit organization that partners with public schools to help keep students in school and on track to graduate. In 2015, the foundation sponsored City Year programs at Miami Carol City and Miami Norland Senior High Schools through funds raised from Fins Weekend. The three-day event is the foundation's largest annual event featuring current players, alumni, coaches and cheerleaders.

– HEALTH –

Started in 2010 by the Miami Dolphins as the signature initiative of the Miami Dolphins Foundation's health pillar, the Dolphins Cancer Challenge is dedicated to improving people's lives through the financial support of innovative cancer research. DCC funds are used to promote truly innovative programs, by recruiting and retaining the best physicians and scientists and making certain cutting edge treatments and technologies are available to treat cancer patients. In just five years, more than \$11.5 million dollars has gone to fund research that leads to more effective targeted therapies for each patient's cancer.

– VOLUNTEERISM –

The Miami Dolphins through their Special Teams Driven by Chevy Volunteer program partner with AARP Foundation to pack ONE MILLION MEALS for individuals 50+ in South Florida and support Feeding South Florida with the donation. In 2015, volunteers worked an assembly line, combining ingredients and vitamins, to make one million nutritious meals of rice and beans. More than 4,000 volunteers, including mascot T.D., Dolphins staff, 26 alumni and current players teamed to pack 3,472 boxes of food which totaled 1,071,360 meals. In the two years the program, the Dolphins and AARP have packed more than 2 million meals.



Special Teams Driven By Chevy



City Year Miami



Dolphins Cancer Challenge



AARP Foundation Million Meal Pack

DOLPHINS IN THE COMMUNITY

The Miami Dolphins take great pride in playing an active role in the South Florida community. By lending support to both civic and community based charitable causes, the Dolphins are able to make an impact in the lives of those who need it the most. The assistance that the Dolphins are able to provide comes from the teamwork of coaches, players, alumni, cheerleaders, T.D. (the Dolphins' mascot), staff and members of the Miami Dolphins Women's Organization working together toward the common goals of helping those in need and supporting the community that has always been there to support the Dolphins.

– IMPACTING THE COMMUNITY –

- **BACKPACK AND SCHOOL SUPPLY GIVEAWAY:** Children from our Miami-Dade, Broward and Palm Beach partner schools are invited to the Dolphins indoor practice field for a party to receive backpacks and school supplies. The event also includes dance contests for the kids judged by the players for prizes.

- **HOSPITAL VISITS:** Dolphins players, cheerleaders and mascot, T.D., visit area hospitals to brighten the spirits of sick children and military veterans who are not able to go home for the holidays. While at the hospitals, the players, cheerleaders and mascot visit with the children and veterans, take pictures with them, sign autographs and give out Dolphins souvenirs. The Miami Dolphins Women's Organization visited kids at the hospital on Christmas Day.

- **HOLIDAY TOY EVENT:** Dolphins players, coaches, cheerleaders and staff make toy donations during the holidays to various organizations in the community that are in need. Children from our Miami-Dade, Broward and Palm Beach partner schools are invited to a holiday celebration at the Miami Dolphins Training Facility.

- **SHOP WITH A FIN:** Dolphins players are paired with families in need selected by Neighbors 4 Neighbors, whom they take on a shopping spree at a local Publix Super Market. The families also attend a Dolphins home game.

- **KIDS AND FINS PUBLIX SHOPPING SPREE:** Kids are given the opportunity to shop with a player, alumnus, cheerleader or military personnel with a \$100 Publix gift certificate for a Thanksgiving meal. The event includes a party prior to their shopping experience.

- **NFL COMMUNITY DAYS:** Miami Dolphins players have just one day off each week during the season, but many players use the day off from football to go to work in our community. Hospital visits, speaking to high school football teams or reading books to children are just a few of the activities Dolphins players participate in on their day off.

– YOUTH PROGRAMS –

The Miami Dolphins Youth message is DOL-FIT. DOL-FIT has three parts: education, physical fitness and positive choices. The principles are taught through Dolphins Academy, Gatorade Junior Training Camp, Girls' Flag Football, High School Player Development 7on7 program, Summer Football Camp and various other Dolphins Academy programs.

- **JUNIOR TRAINING CAMPS:** The Gatorade Junior Training Camp is a free service to the South Florida community. Started in 1997, the Junior Training Camp travels to elementary schools in South Florida bringing a fun, fitness-oriented clinic teaching children the benefits of hydration,



Backpack And School Supply Giveaway



Hospital Visits



Holiday Toy Event



Shop With A Fin

staying physically active while teaching the game of football. An average of 500 kids are impacted at each school.

- **HIGH SCHOOL COACH OF THE WEEK AND YEAR:** At each home game, the Dolphins and Under Armour honor the Coach of the Week in high school football. The Dolphins through a NFL Youth Football grant donates \$1,000 to the Coach of the Week and upwards to \$3,000 to the High School Football Coach of the Year.

- **HIGH SCHOOL PLAYER OF THE WEEK:** Under Armour and the Miami Dolphins honor the High School Player of the Week during the end of the third quarter at every Dolphins home game. The player is selected from Miami-Dade, Broward or Palm Beach County and is presented with a plaque.

- **DOLPHINS ACADEMY:** Dolphins Academy trains athletes year round in football technique, running and core strength. What makes this different from every other training program is that only NFL alumni do the coaching. Twice a week kids ages five to 18 can get the best instruction by NFL alumni.

- **DOLPHINS ACADEMY 7ON7 TOURNAMENT PRESENTED BY UNDER ARMOUR:** The HSPD program (High School Player Development) helps high school football players transition and get ready for college. HSPD helps high school football players, both on and off the field, balance a hectic schedule including academic qualifying, test preparation and recruiting. Athletes participate in a one-day seminar where they learn life skills from current and former players and coaches. The seminar has been followed by a 7on7 tournament that hosts 64 South Florida High School teams and an estimated 1,200 athletes.

- **GIRLS HIGH SCHOOL FLAG SKILLS CLINIC AND JAMBOREE:** Girls High School Flag Skills Clinic is a two-day program available to young women in South Florida and teaches them the basic fundamentals of football. The camp is broken into offense and defense. At each station the coaches demonstrate the proper stances and mechanics for that position or drill. More than 450 ladies from South Florida attended the clinic and over 1,000 female student-athletes representing over 25 high schools played in a flag football tournament on the second day.

- **DOLPHINS CHAMPIONSHIP SERIES:** The Dolphins Championship Service is the championship of all championships. The seven major youth football leagues in South Florida as well as teams from as far as Orlando, compete to see which teams are the best in the State of Florida.

- **FINS FRIDAY:** Fins Friday is a fun, upbeat program that emphasizes education, physical fitness and positive choices. The assembly is performed by a Miami Dolphins alumnus who is accompanied by none other than T.D., the Dolphins mascot. The Dolphins alumnus highlights the importance of education, physical fitness and positive choices (Dol-fit), while T.D. entertains the kids with his unique mannerisms and fun personality. In an effort to reach as many children as possible, the Fins Friday is intended for all ages of elementary students. An average of 1,000 kids are reached each session.



Summer Football Camp



7on7 Tournament



Dolphins Academy



Dolphins Championship Series

SUN LIFE STADIUM



SUN LIFE STADIUM

347 Don Shula Drive, Miami Gardens, FL 33056 • (305) 943-8000
www.SunLifeStadium.com

SUN LIFE STADIUM

With 27 years as one of the nation's premier sports facilities, Sun Life Stadium is South Florida's home to the Miami Dolphins, University of Miami Hurricanes, Orange Bowl game, the Guinness International Champions Cup, Monster Jam, Jazz in the Gardens, Life in Color Music Festival and other world-class events. This multi-purpose, open-air complex hosted its first football game in August 1987 and its first regular season Major League Baseball game in April 1993. It has been home to five Super Bowls, four BCS National Championships and was the first stadium to host the NFL Pro Bowl after 30 years of the game being held in Hawaii.

On June 17, 2014, the Miami-Dade County Commission approved by a 7-4 vote a Performance-Based Marquee Event Grant Agreement, which moved forward the Sun Life Stadium modernization plan. The agreement gives bonus payments to the Miami Dolphins for hosting major events in exchange for Dolphins owner Stephen Ross being financially responsible for the renovation of the stadium without county assistance. The agreement, which is designed to help bring marquee events such as Super Bowls, college football championships, college football semifinals, World Cup soccer matches as well as other international soccer events, is for a period of 20 years. The modernization, funded by Stephen Ross at an estimated cost of \$425 million, started in January 2015. When complete, in August 2016, the stadium will have a canopy to protect fans from rain and sun, more seats closer to the field, a reduced capacity of approximately 65,000, new HD lighting, an upgraded sound system, four new video boards and other modern amenities.

In 2007, the stadium underwent \$250 million in improvements and innovations, adding 360,000 square feet of programmable space, and other general enhancements. In 2010, new corporate offices were built on the east side of the Stadium in order to consolidate the business offices of the Miami Dolphins. "A Perfect Moment In Time" statue honoring Don Shula and the team's perfect moment in time immediately after the Dolphins completed their undefeated season in 1972, was unveiled and proudly adorns the entrance of the new offices.

HISTORY

Now in its 28th year of operation, the facility was the first of its kind to be constructed entirely with private funds, costing \$115 million when it was completed in 1987. The late Joe Robbie led the financing campaign to build "Joe Robbie Stadium" for the Miami Dolphins of the NFL. JRS revolutionized the economics of professional sports when it opened that year. Inclusion of a Club Level, along with Executive Suites, helped to finance the construction of the stadium. Season ticket holders committed to long-term agreements and in return they received first-class amenities in a state-of-the-art facility, which is still used as a model for new facilities across the country.

On March 7, 1990, H. Wayne Huizenga, then Chairman of the Board and Chief Executive Officer of Blockbuster Video and Huizenga Holdings Inc., agreed to purchase fifty percent of Joe Robbie Stadium and became the point man in the drive to bring Major League Baseball

to South Florida. That effort was rewarded in July of 1991, when South Florida was awarded a National League expansion franchise. On January 24, 1994, Huizenga acquired the remaining fifty percent of the stadium to give him 100 percent ownership.

On August 26, 1996, Pro Player, the sports apparel division of Fruit of the Loom, sponsored the renaming of Joe Robbie Stadium as Pro Player Stadium. They became the first sports marketing and products company to entitle a stadium or arena.

The first football game in Joe Robbie Stadium was held on August 16, 1987, when the Miami Dolphins met the Chicago Bears in a preseason battle. The game also marked the 22nd anniversary of the Dolphins franchise. The stadium hosted the National Football League's premier game, Super Bowl XXIII, on January 22, 1989. It marked the return of the Super Bowl to South Florida after a ten-year absence. Subsequent Super Bowls include Super Bowl XXIX (January 29, 1995), Super Bowl XXIII (January 31, 1999), Super Bowl XLI (February 4, 2007) and Super Bowl XLIV (February 1, 2010).

Major League Baseball officially began in South Florida in the spring of 1993 as the Florida Marlins opened their inaugural campaign as a National League team. On April 5, 1993, the "new" look of Joe Robbie Stadium as a baseball facility was unveiled to the public for the first time as the Florida Marlins hosted the Los Angeles Dodgers. The Marlins began their existence by finishing the first day in first place with a 6-3 win over the Dodgers. On September 28, 2011, the Marlins played their final game at Sun Life Stadium. A crowd of 34,615 watched as the Marlins dropped a 3-1 decision to the Washington Nationals. In all, the Marlins played 1,504 games in the stadium and posted a record of 781-723.

In 1997, the stadium hosted four World Series games between the Marlins and the Cleveland Indians, including Game One on October 18, 1997, the first Series game ever played at the stadium, and Game Seven on October 26, 1997, which the Marlins won, 3-2 in 11 innings, to capture their first World Championship.

Before the arrival of the Marlins, the stadium had played host to 13 spring training games that attracted 370,000 fans and paved the way for baseball in South Florida.

Sun Life Stadium is equipped with a Prescription Athletic Turf (PAT) system which provides draining for its natural grass, and during February and March of 1995, the old PAT system was removed, and a new advanced mechanical drainage system was installed. At a cost of \$1 million, the new system provides three times the drainage capacity of the old system and ensures a firm, dry playing surface within half an hour's time after as much as a three inch per hour rainfall.

The stadium was renamed Dolphins Stadium in January 2005, as part of a major plan renovation initiated by Huizenga. In April 2006, two hi-definition video boards, the largest and second largest in professional sports, were unveiled. A new fascia LED ribbon-board was installed in July 2006.

In 2007, working with HOK Sport and Stiles Construction, both renowned in their respective fields of venue design and construction, the stadium completed a \$250 million improvements and innovations project that included the addition of 360,000 square feet of enclosed space, new casual sitting and gathering areas throughout the stadium, an all-new Club Level, refurbished luxury suites, new team merchandise store and other amenities.

In 2008, Huizenga sold 50 percent of the team, stadium and surrounding developable land to Stephen M. Ross, Chairman of the Related Companies, an international real estate development company. Huizenga remained the managing general partner of the franchise until he sold another 45 percent of the team and stadium to Ross in January 2009. Ross became general managing partner with 95 percent ownership of the Dolphins and the stadium while Huizenga retained a five percent share of both and remained a 50 percent partner in the land.

In one of his first moves to improve the fan experience at the stadium, in May, 2009, Ross and celebrated singer songwriter Jimmy Buffett announced that Dolphin Stadium would be renamed Land Shark Stadium. The unique branding brought Buffett's Margaritaville and Land Shark themes to enhance the game-day experience. To mark the announcement, Buffett performed three songs and unveiled the new lyrics to his iconic song "FINS", written expressly for the team.

On January 20, 2010, the stadium's name was changed to Sun Life Stadium as the leading international financial services organization made Miami and South Florida a major part of a multi-city philanthropic endeavor through a comprehensive marketing partnership with the Miami Dolphins and the Miami Dolphins Foundation.

LOCATION

The stadium is located at 347 Don Shula Drive in Miami Gardens, only one mile south of the Miami-Dade Broward County Line. The 160-acre site stands midway between downtown Miami (16 miles) and downtown Fort Lauderdale (18 miles).

WORLD-CLASS EVENTS

Sun Life Stadium displays its versatility every year by hosting a wide variety of events. Along with Miami Dolphins football, the stadium is home to University of Miami college football and the Orange Bowl game. The stadium has hosted five Super Bowls (XXIII, XXIX, XXXIII, XLI and XLIV), the 2010 NFL Pro Bowl and four BCS National Championship Games (2001, 2005, 2009, 2013). Major League Baseball's premier event, the World Series, was played at the stadium in 1997 and 2003.

Sun Life Stadium has hosted numerous world class international soccer matches including the Guinness International Champions Cup Finals in 2013 and 2014. The stadium has hosted the sports most recognizable clubs including Manchester United, FC Barcelona, Chelsea FC, and AC Milan. National teams matches have included international powerhouses Brazil, Spain, Colombia, England, USA, and Honduras. The Brazil vs. Colombia match on September 5, 2014 established the attendance record (73,429) for a soccer match held in the State of Florida.

The stadium also hosted the Florida high school class 3A, 4A, 5A and 6A state championship football games in 2005, 2006 and 2007, international soccer, Monster Jam, lacrosse competitions as well as various festivals and trade shows.

Numerous concerts have also been performed at the stadium, featuring entertainers such as Pink Floyd, Elton John/Billy Joel, the Rolling Stones, Chicago, Genesis, Gloria Estefan, Guns & Roses, The Who, Hall & Oates, Rod Stewart, Paul McCartney, New Kids on the Block, the Three Tenors World Tour, U2, 'N Sync, The Police, the Black Eyed Peas, Madonna and Jay Z and Beyonce. U2's 360 Tour broke the record for highest concert attendance in the stadium's history when over 70,000 attended on the rocking show on June 29, 2011.

NEW SEATING PRODUCTS

Sun Life Stadium's modernization included doubling the unique seating experiences from 8 to 16. Whether you come to games with your family, enjoy socializing with friends or entertaining important business clients, there is a seating product that will enhance your gameday experience. Some of the newest seating products include:

THE 72 CLUB

The 598 seats in the 72 Club take the premium seating experience to another level. It's the most luxurious seating experience in all of South Florida sports and entertainment. Seats are double-padded, have 11 inches more legroom and are located at midfield. At any point in-game, guests are able to walk on the field on their way to a private club designed by the Rockwell Group.

LIVING ROOM BOXES

As seen on ESPN, Sun Life Stadium has created private four-person boxes known as Living Room Boxes. Located on the 35-yard line and endzones, Living Room Boxes are the biggest, most comfortable seats in the stadium. These boxes give guests the ability to watch replays and highlights on their own private screens.

NORTH SIDELINE CLUB

The North Sideline Club is a new club located between the 30-yard lines on the North side that offers wider, padded seats. The club is designed by the Rockwell Group.

CORNER TERRACES

The 100 Level Corner Terraces provide a unique social experience where guests can watch the game from a high-top table and comfortable swivel chairs. Corner Terraces provide guests the enjoyment of sitting with family or friends without being confined to a row of seats.

THE NINES

The Nines are open-air suites between the 30s that connect to a private club designed by the Rockwell Group. The Nines offer the best view of the field with the convenience of a private club.

EXECUTIVE SUITES

Sun Life Stadium's 172 suites offer luxury and comfort in the ultimate setting to watch any event. Executive suites vary in size from 10 seats up to 70 seats offering air conditioning and DirecTV access with NFL Sunday Ticket, multi-feed sound systems, refrigerators, ice-makers and private telephone services. Suite attendants provide personal service in each suite during the games. Centerplate caters the suites with a delectable, wide-variety of food and beverages from which to choose.

LIV SUN LIFE STADIUM

The South Beach experience made its way to Sun Life Stadium and Dolphins football games in 2010. More than 400 seats and 17 suites in the 300 and 200 levels of the stadium were cleared out to create the 10,000 square foot LIV Sun Life Stadium that has the look and feel of the LIV nightclub at the Fontainebleau Miami Beach hotel. Complete with a pair of bars, private cabanas and tables, dance floor and DJ booth, the space overlooks the west end zone and created a nightclub experience for the fan before, during and after the game.

BOKAMPERS MVP CLUB

Located in the east end zone area of the Club Level, the Bokampers MVP Club allows groups of 50 to 150 to experience a Miami Dolphins football game or other event in style. In addition to Club Level amenities and entertainment, the Bokampers MVP Club offers luxurious oversized seats, an exquisite buffet, a full bar with bartender, a private elevator, 21 televisions and many other exclusive privileges.

DINING

Full service concession facilities, managed by Centerplate, are available on all levels and include favorites such as BurgerFi and Papa Johns, as well as flavors of South Florida like Café Versailles and Sloppy Joe’s. On the Club Level, premium food stations feature delicacies such as sushi, freshly-baked pizza, hand-carved sandwiches, sauté dishes, delicious desserts and much more.

STADIUM FACTS

Stadium Address	347 Don Shula Drive Miami Gardens, FL 33056
Stadium Telephone	(305) 943-8000
Relative Location	16 miles northwest of downtown Miami 18 miles southwest of Fort Lauderdale 3/4 mile south of Calder Race Course 1 mile south of Dade-Broward county line on N.W. 27th Ave.
Opening Date	August 16, 1987
First Baseball Game	Chicago Bears 10, Miami Dolphins 3 March 11, 1988
First Soccer Game	Los Angeles Dodgers 10, Baltimore Orioles 8 March 4, 1988
First Concert	U.S. National team 2, Millonarios (Colombia) 1 July 3, 1988
First Super Bowl	Rod Stewart, Hall and Oates and Chicago January 22, 1989
First Blockbuster Bowl	San Francisco 49ers 20, Cincinnati Bengals 16 December 29, 1990
(Micron P.C. Bowl, Carquest Bowl)	Florida State 24, Penn State 17
First FedEx Orange Bowl	December 31, 1996
	Nebraska 41, Virginia Tech 21
First World Series	October 18, 1997
	Florida Marlins 7, Cleveland Indians 4

STADIUM HISTORY

- Mar. 5, 1976 – Consultants are hired to do feasibility study for South Florida stadium.
- July 21, 1976 – Preliminary plan for 70,000-seat stadium is unveiled.
- Nov. 15, 1977– Miami voters reject \$15 million bond issue for Orange Bowl renovations.
- May 22, 1978– Committee estimates to Dade County a cost of \$40 million to build a new Orange Bowl next to the old one with financing coming from a resort tax and ticket surcharge.
- Feb. 19, 1979– County attorney rules resort tax money cannot be used to build a new Orange Bowl.
- March, 1979 – National Football League rejects Miami as a Super Bowl site until stadium situation is rectified.
- Dec. 22, 1981– Dolphins owner Joe Robbie reveals that he is negotiating to develop privately a stadium at Lake Lucerne in north Dade County.
- Nov. 2, 1981 – Voters in Dade and Broward counties overwhelmingly defeat a sales tax increase which would go toward building a new stadium.
- Dec. 14, 1983– City of Miami voters reject sales tax increase to renovate the Orange Bowl.

- Mar. 5, 1984 – Dolphins owner Joe Robbie announces plans to build a new multi-purpose stadium in north Dade County at the team's annual awards banquet.
- Mar. 13, 1984– City of Miami voters reject raising taxes to pay for \$55 million bond issue to repair the Orange Bowl.
- May 10, 1984– Dolphins owner Joe Robbie begins campaign to market Dolphin Stadium executive suites and club seats.
- July 3, 1984 – Metro Commission accepts 160 acres donated by Emil and Lawrence Morton at Lake Lucerne, then leases it to Dolphin Stadium Corporation for 99 years.
- Dec. 6, 1984 – Metro commissioners unanimously agree to let Dolphins owner Joe Robbie sell \$85 million in tax exempt bonds to finance his stadium project.
- Jan. 8, 1985 – Dolphins owner Joe Robbie announces that he is ready to spend two million dollars for stadium blueprints and engineering studies.
- Mar. 14, 1985– At the NFL meetings in Phoenix, Dolphin Stadium is named as the host site for Super Bowl XXIII (1989).
- July 22, 1985 – Clearing of stadium site begins.
- Sept. 9, 1985 – South Florida Regional Planning Council recommends approval of proposed Dolphin Center.
- Sept. 26, 1985– Metro Commission approves development order and zoning request of Dolphin Center.
- Dec. 1, 1985 – Groundbreaking ceremonies for Dolphin Stadium take place.
- Dec. 19, 1985– Foundation permit is issued to Dolphin Stadium Corporation by Dade County.
- Dec. 26, 1985– First concrete is poured at stadium site.
- Dec. 31, 1985– Dolphins owner Joe Robbie obtains construction loan and is granted permanent financing for the new stadium.
- June 3, 1986 – Dolphins owner Joe Robbie plants a ceremonial 30-foot Royal Palm tree to begin a million-dollar beautification project for neighborhoods near Dolphin Stadium.
- Aug. 27, 1986– Topping Out Ceremonies take place at Dolphin Stadium as highest point of construction is reached.
- Feb. 3, 1987 – Metro Commission unanimously passes a resolution recommending that Dolphin Stadium be named after its builder, Joe Robbie.
- April 30, 1987– Tim Robbie, designated spokesman for the Robbie children, announces that Dolphin Stadium has been renamed "Joe Robbie Stadium."
- Aug. 2, 1987 – An estimated 40,000 people attend Family Day at Joe Robbie Stadium, the general public's first opportunity to see the new facility.
- Aug. 16, 1987– The Miami Dolphins play host to the Chicago Bears in the first game ever played in Joe Robbie Stadium. The Bears put a damper on the festive evening with a 10-3 preseason victory in front of 63,451 fans. The date also marks the 22nd anniversary of the Dolphins franchise.
- Oct. 11, 1987 – The Dolphins' "replacement" team records a 42-0 shutout win over the Kansas City Chiefs in the first regular-season game at JRS.
- Mar. 4, 1988 – The first soccer game ever played at JRS takes place as part of the Marlboro Soccer Cup of Miami. The U.S. National team defeats Millonarios of Colombia, 2-1, in the match before 14,877 fans.
- Mar. 11, 1988 – The first baseball game ever played at JRS takes place in front of 24,247 spectators, then the largest crowd ever to see a major-league game in the state of Florida. The Los Angeles Dodgers defeat the host Baltimore Orioles, 10-8, in the exhibition contest. The following night, the Montreal Expos beat the Orioles, 9-3, with 17,830 in attendance. Seven home runs are hit each night as a temporary 30-foot wall in left field compensates for a distance of 272 feet down the foul line.
- April 16, 1988– A technical inspection team from FIFA, soccer's international governing body, visits JRS as part of the United States' bid to host the 1994 World Cup.
- July 3, 1988 – The first concert ever held at JRS takes place. "Happy Birthday America '88" features performances by Rod Stewart, Hall and Oates and Chicago.
- Jan. 22, 1989 – The first Super Bowl ever held at JRS takes place. The game marks the first time since Super Bowl XIII (January 21, 1979) that the NFL's Championship game is played in Miami. The San Francisco 49ers defeat the Cincinnati Bengals, 20-16.
- Mar. 7, 1990 – H. Wayne Huizenga, Chairman of the Board and Chief Executive Officer of Blockbuster Video and Huizenga Holdings, Inc., agrees to purchase fifty percent of Robbie Stadium Corporation (the parent company of Joe Robbie Stadium), as well as a fifteen percent limited partnership interest in the Miami Dolphins.

- April 14 & 15, 1990 – Nearly 100,000 people pack the stands in Joe Robbie Stadium over a two-day period to see former Beatle Paul McCartney perform live in concert.
- April 17, 1990 – The Blockbuster Bowl, college football's newest post-season bowl game, is officially certified by the NCAA. The bowl is scheduled to kickoff its inaugural matchup on December 29, 1990, at Joe Robbie Stadium.
- Dec. 29, 1990 – The Florida State Seminoles defeat the Penn State Nittany Lions, 24-17, in the inaugural Blockbuster Bowl at JRS before a capacity crowd of 74,021.
- Jan. 5, 1991 – Dolphins host the Kansas City Chiefs in the first NFL playoff game ever played in JRS. The Dolphins come back to defeat the Chiefs, 17-16.
- Jan. 28, 1991 – Seats are removed on the north side of JRS to begin renovating for baseball.
- March 26, 1991 – H. Wayne Huizenga and the Robbie family jointly purchase 42 acres adjacent to JRS. In addition, Huizenga purchases two additional lots, totaling 65 acres. The lots were purchased from the estates of Emil and Lawrence Morton.
- March 30, 1991 – The New York Yankees and the Baltimore Orioles play an exhibition game before 67,654 fans at Joe Robbie Stadium – the largest crowd ever to watch a baseball game in a non-Major League city. The Yankee-Oriole game the following day draws 57,359, giving the two-game series at JRS a total attendance figure of 125,013.
- May 23, 1991 – At the NFL meetings in Minneapolis, Joe Robbie Stadium is selected as the host site for Super Bowl XXIX, to be played on January 29, 1995.
- June 10, 1991 – The National League expansion committee recommends South Florida (Joe Robbie Stadium) and Denver to Major League Baseball's ownership committee as the two sites for National League expansion. The two teams will begin play in 1993.
- July 18, 1991 – Major League Baseball officially awards South Florida a National League expansion franchise, the Florida Marlins, who will begin play in 1993 at JRS.
- Jan. 25, 1992 – The U.S. World Cup soccer team faces the Soviet National Team (C.I.S.) before a South Florida-record soccer crowd of 30,386.
- Jan. 17, 1993 – The Dolphins host the Buffalo Bills in the first AFC Championship Game ever played at JRS. The Bills defeat the Dolphins, 29-10, and advance to Super Bowl XXVII.
- April 5, 1993 – In the first regular season baseball game ever played at JRS, the Florida Marlins win their inaugural game, defeating the Los Angeles Dodgers, 6-3.
- Jan. 24, 1994 – H. Wayne Huizenga acquires remaining 50 percent of Joe Robbie Stadium and the additional 85 percent of the Miami Dolphins, leaving him with 100-percent ownership of both the stadium and Dolphins.
- Jan. 25, 1995 – The second Super Bowl game held at JRS takes place. In Super Bowl XXIX, the San Francisco 49ers defeat the San Diego Chargers, 49-26.
- May 11, 1996 – Al Leiter of the Marlins pitches the first no-hitter in JRS history, shutting out the Colorado Rockies, 11-0.
- Aug. 26, 1996 – Pro Player, the sports apparel division of Fruit of the Loom, sponsors the renaming of Joe Robbie Stadium to Pro Player Stadium for \$20 million over a 10-year period.
- Oct. 31, 1996 – At the NFL meetings in New Orleans, Pro Player Stadium is selected as the host site for Super Bowl XXXIII, to be played on January 31, 1999.
- Dec. 31, 1996 – The Nebraska Cornhuskers defeat the Virginia Tech Hokies, 41-21, in the first FedEx Orange Bowl played at Pro Player Stadium.
- Mar. 8, 1997 – Pro Player Stadium plays host to the Three Tenors concert (Luciano Pavarotti, Plácido Domingo, Jose Carreras).
- Oct. 18, 1997 – Pro Player Stadium hosts its first ever World Series game, as the Florida Marlins defeat the Cleveland Indians, 7-4, in Game One.
- Oct. 25, 1997 – The Pro Player Stadium crowd of 67,498 to watch the Marlins defeat the Indians in Game Six is the largest to see a World Series game since 1954.
- Oct. 26, 1997 – Edgar Renteria's single in the bottom of the 11th inning of Game Seven of the World Series drives in Craig Counsell to give the Marlins a 3-2 win and the World Championship.
- Jan. 31, 1999 – The third Super Bowl game held at Pro Player Stadium takes place. In Super Bowl XXXIII, the Denver Broncos defeat the Atlanta Falcons, 34-19.
- Jan. 3, 2001 – The Oklahoma Sooners defeat the Florida State Seminoles, 13-2, in the FedEx Orange Bowl to win the National Championship.
- Aug. 2, 2001 – Pro Player Stadium plays host to the *NSYNC concert.
- Oct 21, 2003 – Pro Player Stadium hosts its second World Series as 65,731 fans file in to watch the New York Yankees defeat the Florida Marlins, 6-1, in Game 3 of the Fall Classic. Marlins rebound to win their second world title in six games.

- Jan, 4, 2005 – USC defeats Oklahoma, 55-19, in the FedEx Orange Bowl to claim the national championship.
- Jan. 10, 2005 – Pro Player Stadium is re-named Dolphins Stadium. A three-phase improvement process to the stadium includes a remodeled club level and luxury suites, improved traffic flow, additional parking and state-of-the-art scoreboards.
- April 8, 2006 – Owner H. Wayne Huizenga and Dolphins Enterprises CEO Joe Bailey announce and unveil a new logo and modified name for the stadium. The new name, Dolphin Stadium, appears on the new logo with a contemporary-looking dolphin. The world's largest hi-definition video boards are also unveiled and used for the first time. Dolphin Stadium begins a \$250 million historic transformation.
- Dec., 2006 – Dolphin Stadium begins a \$250 million historic transformation unlike any stadium in the United States has experienced. With the addition of 360,000 square feet, Dolphin Stadium is creating space for incredible experiences.
- Feb. 4, 2007 – The fourth Super Bowl held at Dolphin Stadium takes place. In Super Bowl XLI the Indianapolis Colts defeat the Chicago Bears, 29-17.
- July 10, 2007 – "Sting" and The Police perform at Dolphin Stadium
- Jan. 3, 2008 – Kansas defeats Virginia Tech, 24-21, in the 74th FedEx Orange Bowl.
- Feb. 22, 2008– H. Wayne Huizenga announces Stephen M. Ross becomes 50 percent partner of stadium and team.
- Aug. 28, 2008– The University of Miami plays its first home football game at Dolphin Stadium with a 52-7 win over Charleston Southern before a crowd of 48,119.
- Nov. 26, 2008– Madonna performs at Dolphin Stadium.
- Dec. 30, 2008– The NFL announces that Dolphin Stadium will be the first venue in recent history to host the Pro Bowl outside of Hawaii. The 2010 Pro Bowl is only the second Pro Bowl played in the same city as the Super Bowl. The Los Angeles Coliseum hosted the first Super Bowl on January 15, 1967, and the Pro Bowl the following week. The 2010 Pro Bowl will be played on Sunday, January 31, 2010 also the site of Super Bowl XLIV a week later on Sunday, February 7.
- Jan. 8, 2009 – The Florida Gators win their second National Championship in three years with a 24-14 win over the Oklahoma Sooners in the 2009 BCS National Championship Game played before a crowd of 78,468 at Dolphin Stadium.
- Jan. 20, 2009 – Wayne Huizenga and Stephen M. Ross jointly announce that Ross has closed on the purchase of an additional 45 percent of the Miami Dolphins and Dolphin Stadium. Coupled with his earlier purchase of 50 percent of the franchise, the stadium, and the excess developable land last February 22, Ross now has 95 percent ownership of the Dolphins and the stadium while Huizenga will retain a 5 percent share of both and remains a 50 percent partner in that land.
- Mar. 14-18, 2009– Dolphin Stadium plays host to the second round (Pool 2) of the World Baseball Classic. A total of six games are played at the stadium featuring Puerto Rico, the Netherlands, United States and Venezuela. The United States and Venezuela advanced from the group to the semi-finals in Los Angeles.
- May 3, 2009 – Mike Dee is named as Chief Executive Officer of the Miami Dolphins and Dolphin Stadium by Dolphins Owner and Managing General Partner Stephen M. Ross.
- May 8, 2009 – Stephen M. Ross and celebrated singer songwriter Jimmy Buffett announce that Dolphin Stadium will be renamed Land Shark Stadium. The unique branding brings Buffett's Margaritaville and Land Shark themes to enhance the game-day experience. To mark the announcement, Buffett performs three songs and unveils the new lyrics to his iconic song "FINS", written expressly for the team.
- Nov. 4, 2009 – Honduras plays Peru in an international soccer friendly match.
- Jan. 20, 2010 – Landshark Stadium is renamed Sun Life Stadium after Sun Life Financial enters into a multi-year naming rights partnership with the stadium and the Dolphins.
- Jan. 31, 2010 – The 2010 NFL Pro Bowl takes place at Sun Life Stadium. The first Pro Bowl game to be played outside of Hawaii in 30 years.
- Feb. 7, 2010 – The fifth Super Bowl at Sun Life Stadium takes place. The New Orleans Saints defeat the Indianapolis Colts, 31-17.
- April 3, 2010 – Paul McCartney's "Up & Coming Tour" stops at Sun Life Stadium.
- Sept. 26, 2010– LIV Sun Life Stadium makes its debut during the Dolphins-Jets game. The South Beach-style club is situated west endzone in the stadium's Club Level.

It combines the excitement of Dolphins football with the allure of South Beach and features waitress and butler service, premium bars, HDTVs, celebrity appearances, DJs and a dance floor.

- Feb. 9, 2011 – At the Fontainebleau Hotel in Miami Beach, it is announced that WrestleMania XXVIII will be held at Sun Life Stadium on April 1, 2012. In addition to the actual main event, which will be televised via pay-per-view to more than 100 countries, there will be a weeklong slate of events similar to Super Bowl week. Among them will be the 2012 WWE Hall of Fame Induction Ceremony, WrestleMania Axxess, the finals of the WrestleMania Reading Challenge and a Celebrity Pro-Am Golf Tournament.
- June 29, 2011– Featuring one of the biggest concert stages ever built, the U2 360 Tour stops at Sun Life Stadium before a crowd of more than 73,000.
- Aug. 3, 2011 – FC Barcelona, the 2011 UEFA Champions League champions, face one of Mexico's most popular clubs, CD Guadalajara, as part of the 2011 Herbalife World Football Challenge, at Sun Life Stadium. This marks the first time ever FC Barcelona has played in South Florida. Chivas stuns Barcelona, 4-1, on four second half goals before a record crowd of 70,080 to see a soccer event in South Florida. It eclipsed the previous record of 57,724 set in 1984 when Colombia played AC Milan in the Orange Bowl.
- Sept. 28, 2011– The Marlins play their final game at Sun Life Stadium. A crowd of 34,615 watch as the Marlins drop a 3-1 decision to the Washington Nationals. Since their debut season in 1993, in all the Marlins played 1,504 games in the stadium and posted a record of 781-723.
- Nov. 23, 2011– The Black Eyed Peas play their final show in an all-star heavy concert featuring Cee Lo Green, Jason DeRulo, T-Pain, Sean Kingston, Flo Rida, DJ Smiley, and host Queen Latifah.
- March 3, 2012– The inaugural Orange Bowl Lacrosse Classic is held at Sun Life Stadium as the all-day event features three high school games, a middle-school contest and an interactive lacrosse camp.
- April 1, 2012 – The WWE's WrestleMania XXVIII is held at the stadium before a crowd of 78,363. The four-hour show featured CM Punk, John Cena, The Rock, The Undertaker, Triple H, as well as Flo Rida, Diddy and MGK.
- June 23, 2012– The World Soccer Masters Tour stops at Sun Life Stadium as a crowd of 48,327 watched as Lionel Messi and other stars come together. Messi, who has been named the World Soccer Player of the Year the previous three seasons, makes his South Florida debut by scoring three goals and adding two assists in a steady game-long rain as his Black Masters team tie the Red Stars, 7-7.
- July 28, 2012 – AC Milan defeats Chelsea, 1-0, in front of a crowd of 57,748 at Sun Life Stadium in an exhibition match as part of the Herbalife World Football Challenge.
- Jan. 7, 2013 – The Alabama Crimson Tide win their second consecutive National Championship and third title in four years with a 42-14 win over the Fighting Irish of Notre Dame in the 2013 BCS National Championship Game played before a crowd of 80,120 at Sun Life Stadium.
- Jan. 10, 2013 – Cirque du Soleil debuts at Sun Life Stadium with TOTEM, a new big top production. Under the blue and yellow Big Top, TOTEM explores the ties that bind Man to other species, his dreams and his infinite potential.
- Feb. 22, 2013– With more than 23 Grammy Awards, 67 million albums sold and two Emmys combined, music icons JAY Z and Justin Timberlake announce 12 once-in-a-lifetime stadium performances which will conclude with an August 16, 2013 concert at Sun Life Stadium.
- May 30, 2013 – It is announced that eight world-class soccer teams – AC Milan, Inter Milan, Valencia, Chelsea, Real Madrid, Everton, Juventus and the Los Angeles Galaxy – will participate in the inaugural Guinness International Champions Cup, which will conclude with an exciting pair of doubleheaders at Sun Life Stadium on Aug. 6-7, where every team will play in an unprecedented two-day event.
- June 8, 2013 – Spain, the defending World Cup champions, defeated Haiti, 2-1, in front of a crowd of 36,535 at Sun Life Stadium. Through Project Phoenix, the match directly supported the Haitian community by not only donating one dollar per ticket sold to help construct a national team stadium in Cité Soleil, Haiti, but also develop a surrounding community center. Additionally, 100 percent of proceeds of a specially designed jersey sold at Sun Life Stadium went directly to the development efforts.

- Aug. 6-7, 2013—The championship rounds of the inaugural Guinness International Champions Cup take place at Sun Life Stadium before a two-day crowd of 105,750. On Aug. 6, in the seventh-place match, Inter defeats Juventus on penalty kicks by a score of 9-8 after the match was tied 1-1 at the end of regulation. In the second game of the evening, playing for fifth place in the tournament, Valencia defeats Everton by a score of 1-0. On Aug. 7, in the third-place game, Milan defeats the L.A. Galaxy by a 2-0 score. Later that evening, Real Madrid wins the Guinness ICC trophy, defeating Chelsea by a score of 3-1. Cristiano Ronaldo leads the way for Madrid by scoring two goals and earning Man of the Tournament honors.
- Aug. 16, 2013—The Legends of the Summer Tour, featuring Justin Timberlake and Jay Z, closes its 13-city, 15-show tour with a sold-out stop at Sun Life Stadium.
- Sept. 9, 2013—Tom Garfinkel is named President and Chief Executive Officer of the Miami Dolphins and Sun Life Stadium. Garfinkel joined the organizations after working with the San Diego Padres from 2009-13, where he served as president and chief executive officer.
- Nov. 16, 2013—Playing before a crowd of 71,124, an all-time attendance record for soccer in the state of Florida, Brazil defeats Honduras by a score of 5-0.
- April 5, 2014—For the first time in its 41-year history, the American Invitational, presented by G&C Farm, is held at Sun Life Stadium. Known as the "Super Bowl of Show Jumping," it is the only major equestrian competition held in a football stadium in the United States.
- June 4 & 7, 2014—The English national soccer team plays to a 2-2 tie against Ecuador (June 4) and a 0-0 tie against Honduras (June 7) at Sun Life Stadium. The matches are part of England's final preparations for the 2014 FIFA World Cup.
- June 9, 2014—The Ghana national soccer team earns a 4-0 victory at Sun Life Stadium over Korea in preparation for the 2014 FIFA World Cup.
- June 17, 2014—The Sun Life Stadium modernization plan moves forward as the Miami-Dade County Commission approves by a 7-4 vote a Performance-Based Marquee Event Grant Agreement. Under the agreement, Dolphins owner Stephen Ross agrees to fund the modernization project with private funds. Upon completion, the stadium will become eligible for performance grants tied to marquee events such as Super Bowls, college football championships, college football semifinals, World Cup soccer matches, as well as other international soccer events for a period of 20 years.
- June 25, 2014—With a combined 300 million records sold worldwide and 36 Grammys, Beyoncé and Jay Z launch their "On The Run" tour at Sun Life Stadium.
- June 28, 2014—The Dolphins commence work on the modernization of Sun Life Stadium. The multi-year construction project, which will encompass a host of improvements, including all-new seats, a shade canopy, new video boards, and concourse and concession improvements, is expected to be complete by the start of the 2016 football season.

STADIUM "FIRSTS"

FOOTBALL

PRESEASON GAME: 8/16/87 – Chicago 10, Dolphins 3

REGULAR SEASON GAME: 10/11/87 – Dolphins 42, Kansas City 0

DOLPHINS PLAYOFF GAME: 1/5/91 – Dolphins 17, Kansas City 16

AFC CHAMPIONSHIP GAME: 1/17/93 – Buffalo 29, Dolphins 10

SUPER BOWL: 1/22/89 – San Francisco 49ers 20, Cincinnati Bengals 16

COLLEGE BOWL GAME: 12/29/90 – Florida State 24, Penn State 17 (Blockbuster Bowl)

DOLPHIN WIN: 10/11/87 – Dolphins 42, Kansas City 0

DOLPHIN LOSS: 10/25/87 – Buffalo 34, Dolphins 31 (OT)

DOLPHIN SHUTOUT: 10/11/87 – Dolphins 42, Kansas City 0

SHUTOUT, OPPONENT: 7/26/91 – Chicago 6, Dolphins 0 (preseason)

OVERTIME GAME: 10/25/87 – Buffalo 34, Dolphins 31

REGULAR SEASON GAMES

NATIONAL ANTHEM, PERFORMANCE: Thomas Brown, III vs. Kansas City, 10/11/87 (played trumpet)

NATIONAL ANTHEM, SINGING: Pete Harris vs. Buffalo, 10/25/87

COIN TOSS: vs. Kansas City, 10/11/87 (won by Chiefs)

DOLPHIN CAPTAINS: Kyle Mackey, Tim Pidgeon, Demetrious Johnson

KICKOFF: Willie Beecher (Dolphins) vs. Kansas City, 10/11/87 (to 2-yard line)

KICKOFF RETURN: Kevin Wyatt of Kansas City, 10/11/87 (21 yards)

DOLPHIN KICKOFF RETURN: Pete Roth vs. Kansas City, 10/11/87 (23 yards)

TACKLE, ON KICKOFF: Scott Nicolas (Dolphins) vs. Kansas City, 10/11/87 (of Kevin Wyatt)

KICKOFF RETURNED FOR TD: Stanford Jennings (Cincinnati) vs. San Francisco (SB XXIII), 1/22/89

PUNT: Kelly Goodburn of Kansas City, 10/11/87 (47 yards)

DOLPHIN PUNT: Stacy Gore vs. Kansas City, 10/11/87 (35 yards)

PUNT RETURN: Mike Caterbone (Dolphins) vs. Kansas City, 10/11/87 (15 yards)

PUNT RETURNED FOR TD: O.J. McDuffie (Dolphins) vs. Indianapolis, 10/24/93 (71 yards)

BLOCKED PUNT: William Judson (Dolphins) vs. Green Bay, 9/18/88

PENALTY: On Dolphins vs. Kansas City, 10/11/87 (illegal formation)

FIELD GOAL ATTEMPT: Willie Beecher (Dolphins) vs. Kansas City, 10/11/87 (missed from 49 yards)

FIELD GOAL: Scott Norwood of Buffalo, 10/25/87 (41 yards)

DOLPHIN FIELD GOAL: Fuad Reveiz vs. Buffalo, 10/25/87 (46 yards)

TURNOVER: Alex Espinosa of Kansas City intercepted by Liffort Hobley of Dolphins, 10/11/87

DOLPHIN TURNOVER: Lawrence Sampleton fumbles (recovered by James Harrell) vs. Kansas City, 10/11/87

FUMBLE: Blaine Smith of Kansas City, 10/11/87 (own recovery)

DOLPHIN FUMBLE: Lawrence Sampleton vs. Kansas City, 10/11/87 (recovered by Chiefs' James Harrell)

FORCED FUMBLE: Mike Lambrecht (Dolphins) vs. Kansas City, 10/11/87 (on Chris Smith)

FUMBLE LOST: Chris Smith of Kansas City, 10/11/87 (recovered by Liffort Hobley)

FUMBLE RECOVERY: Blaine Smith of Kansas City 10/11/87 (his own)

FUMBLE RETURNED FOR TD: Liffort Hobley (Dolphins) vs. Kansas City, 10/11/87 (55 yards)

INTERCEPTION: Liffort Hobley (Dolphins) vs. Kansas City, 10/11/87 (of Alex Espinosa)

INTERCEPTION RETURNED FOR TD: Donnie Shell of Steelers, 11/1/87 (50 yards)

SCORING PLAY: Rickey Isom (Dolphins) vs. Kansas City, 10/11/87 (6-yard TD run)

SCORING PLAY, OPPONENT: Scott Norwood of Buffalo, 10/25/87 (41-yard FG)

TOUCHDOWN: Rickey Isom (Dolphins) vs. Kansas City, 10/11/87 (6-yard run)

RUSHING TOUCHDOWN: Rickey Isom (Dolphins) vs. Kansas City, 10/11/87 (6 yards)

RUSHING TOUCHDOWN, OPPONENT: Robb Riddick of Buffalo, 10/25/87 (1 yard)

PASSING TOUCHDOWN: Dan Marino to Mark Duper (Dolphins) vs. Buffalo, 10/25/87 (5 yards)

PASSING TOUCHDOWN, OPPONENT: Jim Kelly to Chris Burkett (Buffalo), 10/25/87 (14 yards)

DEFENSIVE TOUCHDOWN: Liffort Hobley (Dolphins) vs. Kansas City, 10/11/87 (55-yard fumble return)

DEFENSIVE TOUCHDOWN, OPPONENT: Donnie Shell of Steelers, 11/1/87 (50-yard interception return)

SPECIAL TEAMS TOUCHDOWN: Marc Logan (Dolphins) vs. Buffalo, 9/10/89 (blocked punt recovery)

SCORING DRIVE: By Miami (7 plays, 54 yards in 3:28) vs. Kansas City, 10/11/87

PAT: Willie Beecher (Dolphins) vs. Kansas City, 10/11/87 (Good)

MISSED PAT: Fuad Reveiz (Dolphins) vs. Washington, 12/20/87

FIRST DOWN: Robert Parker of Kansas City, 10/11/87 (1-yard run)

DOLPHIN FIRST DOWN: Dameon Reilly (Dolphins) vs. Kansas City, 10/11/87 (16-yard pass from Kyle Mackey)

THIRD-DOWN CONVERSION: By Kansas City, 10/11/87 (Robert Parker 1-yard run)

DOLPHIN THIRD-DOWN CONVERSION: vs. Kansas City, 10/11/87 (16-yard pass from Kyle Mackey to Dameon Reilly)

FOURTH-DOWN CONVERSION: By Dolphins vs. Buffalo, 10/25/87 (17-yard pass from Dan Marino to Mark Duper)

TACKLE: Mike Lambrecht (Dolphins) vs. Kansas City, 10/11/87 (of Robert Parker)

TACKLE, OPPONENT: Chris Lindstrom of Kansas City, 10/11/87 (of John Tagliaferri)

QB SACK: Ike Readon (Dolphins) vs. Kansas City, 10/11/87 (of Matt Stevens)

QB SACK, OPPONENT: Bruce Smith of Buffalo, 10/25/87 (of Dan Marino)

RUSHING ATTEMPT: Robert Parker of Kansas City, 10/11/87 (2 yards)

DOLPHIN RUSHING ATTEMPT: John Tagliaferri vs. Kansas City, 10/11/87 (2 yards)

PASSING ATTEMPT: Matt Stevens of Kansas City, 10/11/87 (incomplete, intended for David Montagne)

DOLPHIN PASSING ATTEMPT: Kyle Mackey vs. Kansas City, 10/11/87 (incomplete, intended for Eddie Chavis)

PASS COMPLETION: Matt Stevens to John Trahan (Kansas City), 10/11/87 (5 yards)

DOLPHIN PASS COMPLETION: Kyle Mackey to Mark Konecny vs. Kansas City, 10/11/87 (10 yards)

TIMEOUT: By Dolphins vs. Kansas City, 10/11/87 (2:23 of 2nd quarter)

BASEBALL

EXHIBITION GAME: March 11, 1988, Los Angeles Dodgers 10, Baltimore Orioles 8

REGULAR SEASON GAMES:

GAME: April 5, 1993, Florida Marlins 6, Los Angeles Dodgers 3

CEREMONIAL FIRST PITCH: New York Yankee great Joe DiMaggio

PITCH: Charlie Hough (Marlins) a called strike to Jose Offerman (Dodgers), 4/5/93

HIT: Bret Barberie (Marlins) first inning single to left field off Orel Hershiser (Dodgers), 4/5/93

DOUBLE: Eric Davis (Dodgers) second inning, 4/5/93

TRIPLE: Walt Weiss (Marlins), second inning, 4/5/93

HOME RUN: Tim Wallach (Dodgers), sixth inning solo home run over left field wall, 4/5/93

RUN: Benito Santiago (Marlins), second inning, 4/5/93

RBI: Walt Weiss (Marlins), second inning, 4/5/93

STOLEN BASE: Jeff Conine (Marlins), eighth inning 4/5/93

STRIKEOUT: Jose Offerman (Dodgers) goes down looking to Charlie Hough in first inning, 4/5/93
WALK: Eric Karros (Dodgers), second inning off Charlie Hough, 4/5/93
ERROR: Jody Reed (Dodgers), muffs first inning ground ball hit by Scott Pose, 4/5/93
WINNING PITCHER: Charlie Hough (Marlins), 4/5/93
LOSING PITCHER: Orel Hershiser (Dodgers), 4/5/93
SAVE: Bryan Harvey (Marlins), 4/5/93
NO-HITTER: Al Leiter (Marlins), 5/11/96
WORLD SERIES GAME: October 18, 1997, Florida Marlins 7, Cleveland Indians 4

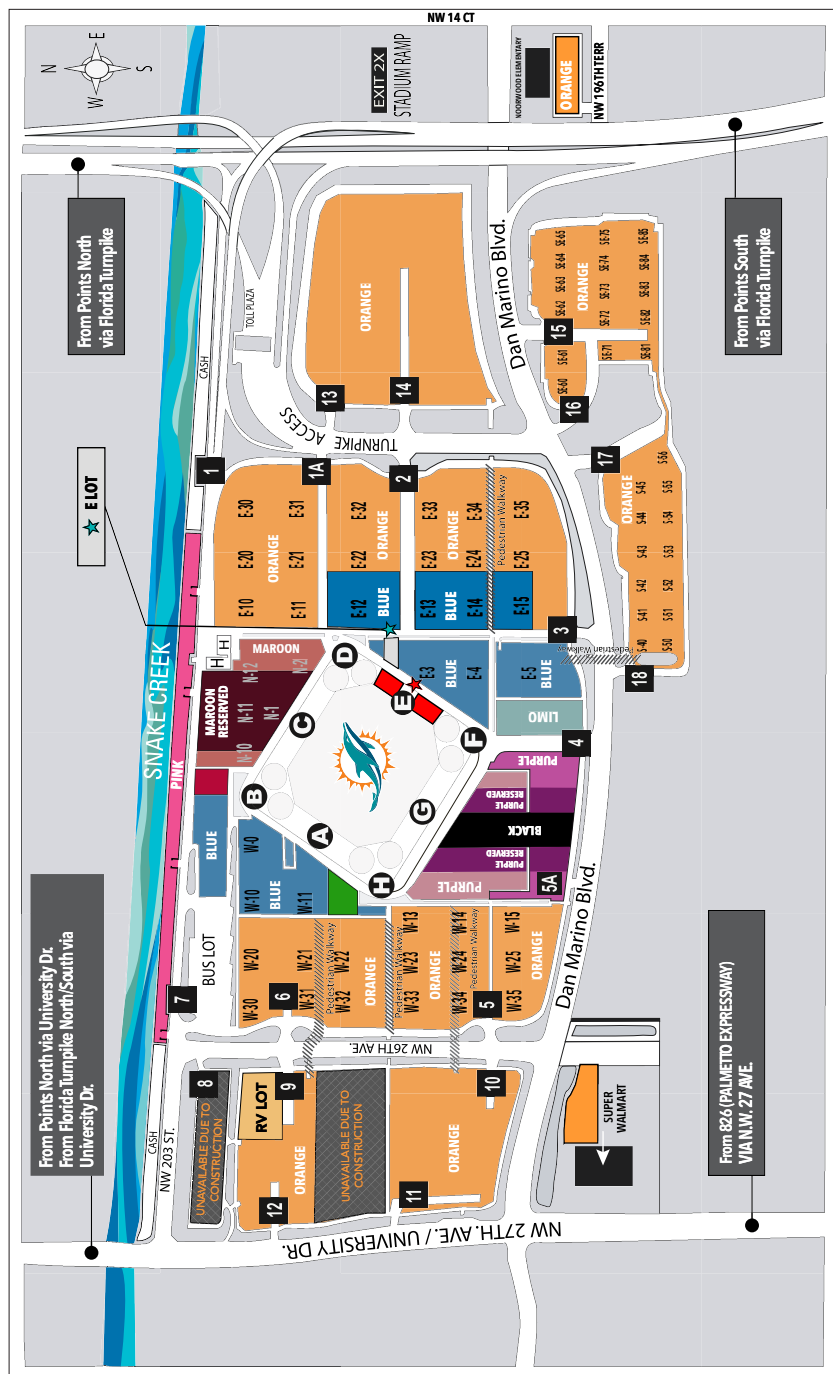
SOCCKER

(all 3/4/88, U.S. vs. Millonarios)
GAME: 3/4/88 U.S. National team 2, Millonarios (Colombia) 1
GOAL: Jorge Raigoza (Millonarios) at 55:44
ASSIST: Ruben Dario Hernandez (Millonarios)
GAME-WINNING GOAL: Bruce Murray (U.S.), at 78:34
PENALTY KICK: Tab Ramos (U.S.), saved by Ruben Cousillas of Millonarios

SUN LIFE STADIUM SEATING



SUN LIFE STADIUM PARKING



DOCTORS HOSPITAL TRAINING FACILITY AT NOVA SOUTHEASTERN UNIVERSITY



On July 11, 1993, the Miami Dolphins officially moved into their brand new training facility at Nova Southeastern University in Davie, Florida, from their long-time base at St. Thomas University in Miami. On August 8, 2012, the Dolphins announced a comprehensive marketing and community partnership agreement with Doctors Hospital Center for Orthopedics & Sports Medicine, a division of Baptist Health South Florida. The partnership includes the naming rights to the team's training facility. As a result of the partnership, the complex will be officially known as the Doctors Hospital Training Facility at Nova Southeastern University.

The ten million dollar state-of-the-art facility covers 98,452 square feet and incorporates the latest technology and advances that were utilized in the design of other NFL training facilities.

The Dolphins' training center not only houses the team's football operation personnel, but it also serves as the site of the club's preseason training camp and all off-season conditioning programs.

The facility includes a large locker room area, sauna and steam rooms, a full size 18-by-40 foot cold plunge pool, whirlpools, a state-of-the-art weight training room and a sports science lab.

In addition to the physical training needs, modern support facilities also were constructed. Those include a full-size kitchen and dining lounge, player lounge, conference rooms, equipment rooms, laundry areas, video editing labs, an auditorium that functions as a site for major press conferences as well as for full team and staff meetings and the Dolphins Pro Shop, which sells official team merchandise.

Administrative offices, located on the second floor, include the head coach's office with an adjacent conference room overlooking the practice fields. Offensive and defensive coaches' offices flank these areas. Other office space exists for personnel and administrative staff members.

At the rear of the facility are two full-sized grass football fields, which were constructed utilizing the Prescription Athletic Turf (PAT) system that also is used for the field at Sun Life Stadium. That system incorporates underground pipes and electronic pumps to remove water from the fields when natural drainage is not adequate.

The Dolphins also now have their own indoor practice field, which was completed in July 2006. The 96,000-square foot structure sits on a three-acre tract adjacent to the two outdoor fields. The 100-yard field is made of a "Twenty-Four/Seven" grass-like synthetic turf, manufactured by The Motz Group.

With a primary emphasis to design the complex in a "fan-friendly" manner, a bleacher structure adjacent to the fields was constructed, utilizing elements of Sun Life Stadium itself.

When the stadium was revised to accommodate baseball, large sections of seats from the stadium were removed. Those sections were relocated to the Nova Southeastern facility as part of the new complex. As a result, the bleacher facility at Nova Southeastern can accommodate 2,000 spectators, including 600 in chair-back seats, for open practice sessions and other special events. The structure also provides fans permanent amenities such as concession areas, a merchandise pro shop and rest rooms.

TRAINING FACILITY FACTS

Cost	\$10 million
Method of Financing	\$5 million bond issue \$5 million from Dolphins
Site	Nova Southeastern University 7500 S.W. 30th Street, Davie, Florida 33314
Architects	Roy D. Smith and Associates
Main Building Addition and Dance Studio Architect	Wayne D. Vensel
Contractors	Miller and Solomon, Inc.
Distance to Facility From Airport	12 miles-Ft. Lauderdale Int'l
Number of Stories of Facility	2
Total Acreage	9.04 acres
Square Feet of Training Facility	76,562 feet
Square Feet of Bleacher Building	15,000 feet
Number of Seats for Fans	2,500 (680 chairbacks; 1,820 bench seating)
Square Feet of Weightroom	7,500 feet
Square Feet of Locker Room	4,600 feet
Number of Lockers	80 players, 24 coaches & 24 staff
Square Feet of Player Lounge	1,850 feet
Number of Offices for Coaches and Personnel	53
Number of Player Meeting Rooms	8 and 1 auditorium
Number of Conference Rooms	4
Square Feet of Auditorium	2,950 feet
Number of Seats in Auditorium	110 seats
Square Feet of Media Workroom	1,255 feet
Work Spaces in Media Workroom	25
Number of Whirlpools	4 portable and 2 cold pools
Number of Practice Fields	3 (2 grass, 1 indoor turf)
Type of Grass for Practice Fields	Tifway 419 Bermuda
Type of Drainage System	Prescription Athletic Turf- patented (sub-terrain vacuum drainage)

INDOOR FIELD FACTS

Architects	Cannon Design, DeRose Consultants, EDSA
Contractors	Stiles Construction
Total Acreage	3 acres (approx.)
Square Feet	96,800 feet
Dimensions	420' long x 230' wide x 70' high at peak
Bubble Material	28 oz. per square yard vinyl-coated polyester with "Stay Clean" coating and 14 oz. Thermaliner with "Rip Stop" construction
Manufacturer	Air Structures American Technologies, Inc.
Surface	"Twenty-Four/Seven" grass-like synthetic turf by The Motz Group

CHRONOLOGY OF MIAMI DOLPHINS TRAINING SITES

July 5, 1966 - July 15, 1966	St. Petersburg Beach (St. Petersburg, Fla.)
July 16, 1966 - August 6, 1966	Boca Ciega High School (St. Petersburg, Fla.)
August 7, 1966 - April 24, 1970	St. Andrew's School (Boca Raton, Fla.)
April 25, 1970 - July 11, 1970	Indoctrination Camp at Univ. of Miami (Miami, Fla.)
July 12, 1970 - June 30, 1993	Biscayne College/St. Thomas University (Miami, Fla.)
July 1, 1993-present	Doctors Hospital Training Facility at Nova Southeastern University (Davie, Fla.)

WHAT TO LOOK FOR IN 2015

T BRANDEN ALBERT...

- Has played in 94 games. Needs to play in six games to reach 100 in his career.
- Has started in 92 games. Needs eight starts to reach 100 in his career.

CB ZACK BOWMAN...

- Has played in 89 games. Needs to play in 11 games to reach 100 in his career.
- Has recorded 166 total tackles. Needs 34 tackles to reach 200 in his career.
- Has recorded 12 interceptions. Needs three interceptions to reach 15 in his career.

TE JORDAN CAMERON...

- Has played in 47 games. Needs to play in three games to reach 50 in his career.
- Has recorded 130 receptions. Needs 20 receptions to reach 150 and 70 to reach 200 in his career.
- Has recorded 1,600 receiving yards. Needs 400 receiving yards to reach 2,000 in his career.

S LOUIS DELMAS...

- Has recorded 391 total tackles. Needs nine tackles to reach 400 in his career.

LS JOHN DENNEY...

- Extending his consecutive games played streak, which currently stands at a franchise-record 160, having played in every game in his 10-year career.
- Has played in 160 career games. Needs to play in nine games to move into fifth place on the team's all-time games played list passing Bob Griese (161 games), Don Strock (163), Richmond Webb (164), Jim Jensen (164), Ed Newman (167) and Zach Thomas (168).

P BRANDON FIELDS...

- Extending his consecutive games played streak, which currently stands at 128, having played in every game in his eight-year career. Needs to play in the first three games to move past Jason Taylor (130) for the second-most consecutive games played in team history.
- Has recorded 594 punts. Needs 40 punts to set the Dolphins all-time record for career punts, passing Larry Seiple (633 punts).

CB BRENT GRIMES...

- Has played in 91 games. Needs to play in nine games to reach 100 in his career.
- Has recorded 352 total tackles. Needs 48 tackles to reach 400 in his career.
- Has recorded 22 interceptions. Needs three interceptions to reach 25 in his career.
- Has recorded 85 passes defended. Needs 15 passes defended to reach 100 in his career.

LB JELANI JENKINS...

- Has recorded 91 solo tackles. Needs nine solo tackles to reach 100 in his career.

WR GREG JENNINGS...

- Has recorded 552 receptions. Needs 48 receptions to reach 600 in his career.
- Has recorded 8,083 receiving yards. Needs 917 receiving yards to reach 9,000 in his career.

S RESHAD JONES...

- Has recorded 6.5 sacks in his career and needs 0.5 sacks to move into sole possession of the second-most sacks by a defensive back in franchise history. He currently is tied with Patrick Surtain.

WR JARVIS LANDRY...

- Continuing his five-or-more receptions streak. To end his rookie season, he recorded nine-straight games with five-or-more receptions, surpassing O.J. McDuffie's eight-straight games in 1998, to set a new franchise record for consecutive games with five-or-more catches.

CB BRICE McCAIN...

- Has played in 86 games. Needs to play in 14 games to reach 100 in his career.
- Has recorded eight interceptions. Needs two interceptions to reach 10 in his career.

RB LAMAR MILLER...

- Rushed for 1,099 yards last season. Needs another 1,000-yard rushing season to be the first Dolphins running back since Ricky Williams (2002 - 1,853 yards and 2003 - 1,372 yards) to record back-to-back 1,000-yard rushing seasons.
- Has rushed 444 times. Needs 56 carries to reach 500 in his career.
- Has rushed for 2,058 yards. Needs 942 rushing yards to reach 3,000 in his career.
- Has recorded 70 receptions. Needs 30 receptions to reach 100 in his career.
- Has recorded 490 receiving yards. Needs 10 receiving yards to reach 500 in his career.

LB KOA MISI...

- Has recorded 250 total tackles. Needs 50 tackles to reach 300 in his career.
- Has recorded nine passes defended. Needs one pass defended to reach 10 in his career.

DT EARL MITCHELL...

- Has recorded 167 total tackles. Needs 33 tackles to reach 200 in his career.

LB SPENCER PAYSINGER...

- Has recorded 95 total tackles. Needs five tackles to reach 100 in his career.

WR KENNY STILLS...

- Has recorded 95 receptions. Needs five receptions to reach 100 in his career.
- Has recorded 1,572 receiving yards. Needs 428 receiving yards to reach 2,000 in his career.

DT NDAMUKONG SUH...

- Has recorded 179 solo tackles. Needs 21 solo tackles to reach 200 in his career.
- Has recorded 15 passes defended. Needs five passes defended to reach 20 in his career.

QB RYAN TANNEHILL...

- Finished 2014 with 4,045 passing yards. Needs another 4,000-yard passing season this year to be the first Dolphins quarterback to record back-to-back seasons with 4,000 passing yards since Dan Marino did it in three-straight seasons from 1984-86.
- Finished 2014 with 27 passing touchdowns. He needs another 25-or-more passing touchdown season to do it in back-to-back years for the first time by a Dolphins quarterback since Marino did it in five-straight seasons from 1984-88.
- Needs 235 rushing yards to set the franchise record for most rushing yards by a quarterback in their career. He currently has 760 yards.
- Has started all 48 games in his career and needs 12 more starts to surpass Jay Fiedler for third-most starts by a quarterback in Dolphins history.
- Has thrown 63 touchdown passes. Needs four touchdown passes to move into third-place among the Dolphins all-time touchdown pass leaders, passing Jay Fiedler (66 TD passes).

DE OLIVIER VERNON...

- Has played in 48 games. Needs to play in two games to reach 50 in his career.
- Has recorded 94 solo tackles. Needs six solo tackles to reach 100 in his career.

DE CAMERON WAKE...

- Has recorded 194 solo tackles. Needs six solo tackles to reach 200 in his career.
- Has recorded 63 sacks in his career. Needs five sacks to move into second-place for the most sacks in franchise history, moving past Vern Den Herder (64 sacks), Doug Betters (65.5) and Bill Stanfill (67.5), behind only Jason Taylor (131).
- Has recorded 12 games with two-plus sacks in his career. Needs one game with two-or-more sacks to move into sole possession of second place for the most games with two-plus sacks in franchise history, moving past his tie with Trace Armstrong and Jeff Cross, behind only Jason Taylor (25 games).
- Has recorded four games with three-plus sacks in his career. Needs one game with three-or-more sacks to move into sole possession of second place for the most games with three-plus sacks in franchise history, moving past his tie with Jeff Cross, behind only Jason Taylor (six games).

DOLPHINS ARE AMONG THE BEST

Since the 1970 merger of the National and American Football Leagues, the Miami Dolphins are tied for second with the Dallas Cowboys, behind the Pittsburgh Steelers, for highest regular season winning percentage in the NFL with a record of 408-286-2 (.588). In addition, the Dolphins have the third-highest overall winning percentage over that time span (behind the Steelers and Cowboys) with an overall mark of 428-306-2 (.583).

TEAM	REGULAR SEASON				OVERALL			
	W	L	T	PCT.	W	L	T	PCT.
1. Pittsburgh	423	271	2	.609	456	292	2	.609
2. Dallas	409	287	0	.588	442	309	0	.589
3. MIAMI	408	286	2	.588	428	306	2	.583
4. Denver	405	285	6	.586	425	304	6	.582
5. San Francisco	395	297	4	.571	425	316	4	.573
6. Baltimore	168	135	1	.554	183	143	1	.561
7. New England	387	309	0	.556	414	326	0	.559
8. Minnesota	386	307	3	.557	403	332	3	.548
9. Green Bay	366	321	9	.532	385	338	9	.532
10. Washington	365	329	2	.526	385	343	2	.529
11. Oakland	360	330	6	.522	382	345	6	.525
12. Philadelphia	357	331	8	.519	372	351	8	.514
13. Indianapolis	353	341	2	.509	371	361	2	.507
14. New York Giants	343	350	3	.495	363	361	3	.501
15. Chicago	348	347	1	.501	358	360	1	.499
Seattle	305	307	0	.498	319	320	0	.499
17. St. Louis	342	349	5	.495	358	367	5	.487
18. Kansas City	337	352	7	.489	340	365	7	.482
19. San Diego	331	360	5	.479	341	373	5	.478
20. Carolina	151	168	1	.473	158	174	1	.476
21. Tennessee	331	363	2	.477	343	379	2	.475
22. Buffalo	320	374	2	.461	332	387	2	.462
23. Jacksonville	147	173	0	.459	152	179	0	.459
24. Cincinnati	319	375	2	.460	324	388	2	.455
25. New Orleans	312	380	4	.451	319	389	4	.451
26. Atlanta	310	381	5	.449	317	393	5	.447
27. New York Jets	308	386	2	.444	318	398	2	.444
28. Cleveland	278	367	3	.431	282	378	3	.428
29. Houston	88	120	0	.423	90	122	0	.425
30. Arizona	290	400	6	.421	295	407	6	.421
31. Detroit	286	406	4	.414	287	417	4	.408
32. Tampa Bay	235	376	1	.385	241	385	1	.385

Since 1970, the Miami Dolphins are tied for the fourth-best regular-season winning percentage of any team in the four major professional sports (minimum 20 seasons played). Miami's regular-season winning percentage of .588 (408-286-2) is behind only the Los Angeles Lakers, Pittsburgh Steelers and San Antonio Spurs and tied with the Dallas Cowboys among the combined 122 teams from the National Football League, Major League Baseball, the National Hockey League and the National Basketball Association.

TEAM	SPORT	W	L	T	PCT.
1. Los Angeles Lakers	Basketball	2293	1349	0	.630
2. Pittsburgh Steelers	Football	423	271	2	.609
3. San Antonio Spurs	Basketball	2185	1469	0	.598
4. MIAMI DOLPHINS	FOOTBALL	408	286	2	.588
Dallas Cowboys	Football	409	287	0	.588
6. Denver Broncos	Football	405	285	6	.586
7. Montreal Canadiens	Hockey	1845	1263	384	.583
8. Boston Bruins	Hockey	1848	1286	358	.580
9. Boston Celtics	Basketball	2093	1548	0	.575
10. San Francisco 49ers	Football	395	297	4	.571
11. Philadelphia Flyers	Hockey	1786	1305	401	.569

TEAM	SPORT	W	L	T	PCT.
12. Minnesota Vikings	Football	386	307	3	.557
13. New England Patriots	Football	387	309	0	.556
14. Baltimore Ravens	Football	168	135	1	.554
15. Phoenix Suns	Basketball	2044	1598	0	.548
Oklahoma City Thunder	Basketball	1995	1647	0	.548
17. New York Yankees	Baseball	4018	3130	0	.542
18. Utah Jazz	Basketball	1775	1539	0	.536
19. Los Angeles Dodgers	Baseball	3828	3332	0	.535
Portland Trailblazers	Basketball	1947	1695	0	.535

Football and baseball records are through the end of the 2014 season.

Basketball and hockey records are through the end of the 2014-15 seasons.

DOLPHINS = WINNERS

Highest Winning Percentage In NFL History (regular season, minimum 25 seasons)

1. Dallas	476	352	6	.574
2. Chicago.....	735	545	42	.572
3. Green Bay	710	541	37	.566
4. MIAMI.....	423	325	4	.565
5. San Francisco	553	439	16	.557

Highest Winning Percentage Since NFL-AFL Merger (regular season, 1970-2014)

1. Pittsburgh.....	423	271	2	.609
2. MIAMI.....	408	286	2	.588
Dallas	409	287	0	.588
4. Denver	405	285	6	.586
5. San Francisco	395	297	4	.571

Best Record in the 1990s (regular season)

1. San Francisco	113	47	0	.706
2. Buffalo.....	103	57	0	.644
3. Kansas City.....	102	58	0	.638
4. Dallas	101	59	0	.631
5. MIAMI.....	95	65	0	.594
Minnesota	95	65	0	.594

Best Record in the 1980s (regular season)

1. San Francisco	104	47	1	.688
2. Washington	97	55	0	.638
3. MIAMI.....	94	57	1	.622
4. Denver	93	58	1	.615
5. Chicago.....	92	60	0	.605

Best Record in the 1970s (regular season)

1. Dallas	105	39	0	.729
2. MIAMI.....	104	39	1	.726
3. Oakland.....	100	38	6	.715
4. St. Louis	99	42	3	.698
5. Minnesota	99	43	2	.694

Average Points Scored Per Game Since NFL-AFL Merger (regular season, 1970-2014)

1. San Francisco	22.9
2. Denver.....	22.5
3. Dallas	22.5
4. New England	22.3
5. Green Bay	21.9
Minnesota	21.9
Pittsburgh	21.9
8. MIAMI	21.7

Average Points Allowed Per Game Since NFL-AFL Merger (regular season, 1970-2014)

1. Pittsburgh.....	18.0
2. Baltimore.....	18.4
3. MIAMI	19.1
5. Dallas.....	19.3
San Francisco	19.5

Fewest Penalties Since NFL-AFL Merger (1970-2014)

1. MIAMI	3,722
2. Indianapolis.....	3,925
3. New England	3,986
4. Green Bay	4,058
5. New York Giants	4,154

Most Seasons With 10 Or More Wins Since NFL-AFL Merger (1970-2014)

1. Dallas.....	24
2. San Francisco	23
3. Pittsburgh.....	22
4. MIAMI	21
New England	21

Most Seasons With a Winning Record Since NFL-AFL Merger (1970-2014)

1. Pittsburgh.....	32
2. Dallas.....	30
New England	30
4. MIAMI	29
5. Minnesota	27

Most Division Championships Since NFL-AFL Merger (1970-2014)

1. Pittsburgh.....	21
2. San Francisco	19
3. Dallas.....	18
4. Minnesota	16
New England	16
6. Indianapolis.....	15
7. Denver.....	14
8. MIAMI	13

Most Playoff Appearances Since NFL-AFL Merger (1970-2014)

1. Dallas.....	27
Pittsburgh	27
3. Minnesota	25
4. San Francisco	24
5. MIAMI	22

Best Home Record Since NFL-AFL Merger (regular season, 1970-2014)

1. Pittsburgh.....	239	92	1	.721
2. Baltimore.....	106	45	1	.701
3. Denver.....	243	102	4	.703
4. MIAMI.....	223	107	1	.675
5. Minnesota.....	232	116	1	.666

Best Road Record Since NFL-AFL Merger (regular season, 1970-2014)

1. San Francisco.....	179	168	1	.516
2. Dallas.....	179	169	0	.514
3. MIAMI.....	177	171	1	.509
4. Pittsburgh.....	173	174	1	.499
5. Philadelphia.....	162	180	5	.474
New England.....	165	183	0	.474

Best Record Within the AFC East Since NFL-AFL Merger (regular season, 1970-2014)

1. MIAMI.....	190	142	1	.572
2. New England.....	185	142	0	.566
3. New York.....	150	179	1	.456
Buffalo.....	150	179	1	.456

Best Interconference Record Since NFL-AFL Merger (regular season, 1970-2014)

1. MIAMI.....	103	62	0	.624
2. Pittsburgh.....	99	64	1	.621
3. Dallas.....	94	70	0	.573
4. Denver.....	95	73	2	.565
5. Oakland.....	93	76	1	.550

MIAMI DOLPHINS LOGO HISTORY

On April 25, 2013, the Miami Dolphins unveiled the fifth team logo in the organization's history. The new logo was developed during a creative process spanning more than a year and a half and incorporated input from ownership, members of the organization, former players and the franchise's loyal fans.

Highlighting the evolution is the return to the original aqua and orange color scheme that has come to embody the team and the surrounding Miami area. The iconic elements, the sun and the dolphin, remain prominent and allow the redesigned logo to remain connected throughout the team's history while representing the constant influence of the South Florida environment and community.

Within the logo, the aqua, along with the marine blue, first introduced in 1997 and now finessed through this process, are inspired by the color of South Florida's Atlantic Ocean; while the orange is representative of the bright South Florida sun. The dolphins' positioning has been refined and now features the moment of most power in the marine mammal's trajectory, right before it breaks the plane of the water. The sun has also been refined to incorporate more rays as well as an overall enhancement to a more bright and vibrant color.

The original logo featured the dolphin jumping in front of a sunburst using the team's base colors (aqua, coral and white). In 1974, the dolphin was repositioned in front of the sunburst and the aqua color was strengthened. In 1989, there was a further strengthening of the aqua color and the dolphin's tail was elongated. In 1997, the traditional logo and colors were kept as a base, while the sunburst on the logo was accentuated and the dolphin was strengthened with a stronger definition of its shape. In addition, the sunburst was more prominently displayed with the elimination of the hashmarks around the sun's perimeter, while the dolphin's features were accentuated by navy highlights.





35 // S WALT AIKENS

HT: 6-1 // WT: 208 // BORN: 6/19/91 // COLLEGE: LIBERTY '14
ACQUIRED: D4, 2014 // NFL: SECOND SEASON // DOLPHINS: SECOND SEASON

PRO CAREER

CAREER TRANSACTIONS: Originally a fourth-round draft selection (125th overall) of the Dolphins in the 2014 NFL draft.

2014 - Played in 15 games as a rookie ... Recorded 10 tackles (eight solo), an interception, a pass defended and five special teams tackles ... Made NFL debut vs. New England (9/7) and registered one special teams tackle ... Played vs. Kansas City (9/21) and recorded one special teams tackle ... Recorded first career interception at Oakland in London (9/28), returning it for 43 yards ... Registered two tackles vs. San Diego (11/2) ... Made one tackle on defense and one on special teams at Detroit (11/9) ... Posted two solo tackles and two special teams stops at Denver (11/23), seeing action at cornerback after Jamar Taylor left the game in the third quarter with an injury ... Saw action at safety vs. Baltimore (12/7) after Louis Delmas left the game with an injury in the fourth quarter ... Recorded a career-high four tackles at New England (12/14) ... Was inactive vs. the N.Y. Jets (12/28).

COLLEGE

Three-year starter (2011-13) at Liberty ... Transferred from Illinois ... Played in 12 games with 10 starts as a senior in 2013 ... Named first-team All-Big South Conference ... Tied for team lead with 62 tackles (50 solo) and added three interceptions for 45 yards, six passes defended, 3.5 tackles for loss and a sack ... Also had two punt returns for two yards and two kickoff returns for 57 yards (28.5 avg.) with a long of 43 yards ... His 50 solo tackles ranked third in Big South Conference ... Played in 11 games with 10 starts as a junior in 2012 ... Named second-team All-Big South Conference ... Led school's defensive backs with 51 tackles (39 solo) ... Tied for the conference lead with three forced fumbles ... Returned four punts for 42 yards (10.5 avg.) with a long of 22 yards ... Added an interception and 6 passes defended ... Started all 11 games as a sophomore in 2011 ... Named second-team All-Big South Conference ... Recorded 49 tackles (31 solo), three interceptions, three forced fumbles and two sacks ... Transferred from Illinois prior to 2010 and sat out season ... Played in 10 games with five starts at safety for Illinois as a freshman in 2009 ... Earned All-Big Ten freshman honors from The Sporting News ... Recorded 32 tackles (26 solo) and two passes defended ... Made first start at Indiana and led the team with seven tackles, all solo stops ... Led team with a season-best 10 tackles, including seven solo stops, in win over Michigan ... Majored in sports management.

PERSONAL


Attended Harding University High School in Charlotte, N.C. ... Played quarterback and defensive back ... Named All-Queen City Conference Offensive Player of the Year, first-team All-Queen City All-Conference on defense and earned The Gridiron Great award as a senior ... Threw for 1,500 yards and 15 touchdowns and ran for 565 yards and five touchdowns, leading team in both categories ... Recorded six interceptions, running back one 104 yards for a touchdown ... Also played basketball under his father, Walter, who is the head basketball coach at Harding ... Averaged 26.0 points per game in basketball ... Born June 19, 1991.

WALT AIKENS' NFL REGULAR SEASON STATISTICS

YEAR	TEAM	GP	GS	TACKLES					INTERCEPTIONS					FUMBLES		
				TOT	SOLO	ASST	SK	YDS	NO	YDS	LG	TD	PD	FF	FR	YDS
2014	Miami	15	0	9	7	2	0.0	0.0	1	43	43	0	1	0	0	0

ADDITIONAL STATS

Special Teams Tackles: 5 in 2014.



71 // T

BRANDEN ALBERT

HT: 6-5 // WT: 320 // BORN: 11/4/84 // COLLEGE: VIRGINIA '09
ACQUIRED: UFA, 2014 (K.C.) // NFL: EIGHTH SEASON // DOLPHINS: SECOND SEASON

PRO CAREER

CAREER PRO BOWL SELECTIONS: 1 (2013)

CAREER TRANSACTIONS: Signed by the Dolphins as an unrestricted free agent from Kansas City on March 12, 2014 ... Designated Kansas City's franchise player on March 4, 2013 ... Signed with Kansas City on July 24, 2008 ... Originally selected with the second of Kansas City's two first-round selections (15th overall) in the 2008 NFL draft.

2014 - Played in and started first nine games of season for Miami ... Missed final seven games of season on injured reserve ... Named to CBSsports.com MidSeason All-Pro Team by Pete Prisco ... Was part of an offensive line that produced 361 first downs for the season, tied for the second-most in a season in franchise history ... Helped RB Lamar Miller surpass the 1,000-yard rushing mark (1,099) for the first time in his career, and protected QB Ryan Tannehill on his way to throwing for 4,045 passing yards (most since Dan Marino's 4,453 in 1994) ... It marked the first time in franchise history that the team had a 1,000-yard rusher and 4,000-yard passer in a season ... Made first Dolphins start in season opener vs. New England (9/7), and paved the way for 191 rushing yards, the fifth-most in a season opener in franchise history ... Started vs. Kansas City (9/21) and blocked for an offense that averaged 7.05 yards per carry (20 rushes for 141 yards), tied for the 10th-highest single-game average in team history ... Started at Oakland (London) and helped the offense churn out 284 first half yards, the most by Miami since Oct. 23, 2000, when the team gained 299 first half yards vs. N.Y. Jets ... Started at Chicago (10/19) and helped protect Tannehill en route to completing 25-of-32 passes for 277 yards and two touchdowns, good for a 123.6 passer rating ... Started in 37-0 shutout of San Diego (11/2) and helped the Dolphins offense amass 441 net yards, Tannehill set a career-best 125.6 passer rating and three TD passes, all while giving up no sacks on the day ... Started vs. Detroit (11/9) but left game in the second quarter with a knee injury and did not return to action ... Placed on injured reserve on Nov. 10.

2013 - Played in and started 12 games at left tackle in the regular season for Kansas City ... Started one playoff game ... Was inactive for four games ... Earned his first trip to the NFL Pro Bowl ... Started at left tackle vs. Denver (12/1) before leaving the game with knee injury ... Was inactive at Washington (12/8), at Oakland (12/15) vs. Indianapolis (12/22) and at San Diego (12/29) ... Started at left tackle in the club's AFC Wild Card Game at Indianapolis (1/4/14).

2012 - Played in 13 games with 11 starts ... Was active but did not play in one contest and was inactive for two games with a back injury ... Started first 10 games of the season at left tackle ... Left with a back injury suffered vs. Cincinnati (11/18) ... Appeared on special teams and as a reserve offensive lineman vs. Carolina (12/2) ... Returned to starting role at left tackle at Cleveland (12/9) ... Was active but did not play at Oakland (12/16) with a back injury ... Appeared on special teams and as an extra offensive lineman vs. Indianapolis (12/23) ... Was inactive at Denver (12/30) with a back injury.

2011 - Started all 16 games at left tackle.

2010 - Played in and started 15 games ... Played in and started one playoff game ... Was active but did not play at Seattle (11/28) after suffering a groin injury vs. Arizona (11/21) ... Returned to the starting lineup at left tackle vs. Denver (12/5) ... Started at left tackle in AFC Wild Card Game vs. Baltimore (1/9/11).

2009 - Played in and started 14 games ... Was inactive for two contests with an ankle injury ... Started at left tackle vs. Dallas (10/11) before leaving with an ankle injury ... Was inactive at Washington (10/18) and vs. San Diego (10/25) with that injury ... Returned to the starting lineup at left tackle at Jacksonville (11/8).

2008 - Played in and started 15 games at left tackle ... Was inactive for one contest ... Missed all four preseason games with a foot injury suffered in training camp ... Started his first career game at left tackle at New England (9/7) ... Left the game in the second quarter with an elbow injury vs. Denver (9/28) ... Was inactive at Carolina (10/5) with that injury ... Returned to the starting lineup vs. Tennessee (10/19).

COLLEGE

Three-year starter (2005-07) at Virginia ... Started all 37 career games ... Started all 13 games (11 at left guard and two at left tackle) as a junior in 2007 ... Earned first-team All-Atlantic Coast Conference honors ... Started all 12 games at left guard as a sophomore in 2006 ... Earned honorable mention All-ACC accolades ... Started 12 games at left guard as a true freshman in 2005 ... Garnered third-team Freshman All-America honors and first-team Freshman All-ACC team accolades from The Sporting News ... Became just the fourth true freshman to start a bowl game in Virginia history when he got the opening nod in the Music City Bowl vs. Minnesota ... Majored in sociology.

PERSONAL

Attended Glen Burnie (Md.) High School ... Did not start playing football until his junior year of high school when the football coaches convinced him to try out ... Played both defensive tackle and offensive tackle during his junior and senior seasons ... Earned second-team all-metro honors on the basketball court ... Averaged 15.5 points and 10.6 rebounds per game as a senior ... Spent one year playing football at Hargrave Military Academy in Chatham, Va., in 2004... Participated in the Miami Dolphins "All-Community Team" program under the group name "Albert's Einsteins" ... As part of the program, he purchased tickets, food vouchers, T-shirts and parking to each of the team's regular season home games and donated them to a charitable organization ... Born November 4, 1984 in Rochester, N.Y.

BRANDEN ALBERT'S NFL REGULAR SEASON STATISTICS

GAMES/STARTS: (Kansas City) 2008: 15/15, 2009: 14/14, 2010: 15/15, 2011: 16/16, 2012: 13/11, 2013: 12/12, (Miami) 2014: 9/9 **NFL TOTALS: 94/92**

BRANDEN ALBERT'S NFL PLAYOFF STATS STATISTICS

GAMES/STARTS: 2010: 1/1, 2013: 1/1 **PLAYOFF TOTALS: 2/2**



16 // QB MCLEOD BETHEL-THOMPSON

HT: 6-4 // WT: 236 // BORN: 7/3/88 // COLLEGE: SACRAMENTO STATE '11
ACQUIRED: FA, 2014 // NFL: THIRD SEASON // DOLPHINS: FIRST SEASON

PRO CAREER

CAREER TRANSACTIONS: Signed by the Dolphins on December 30, 2014 ... Signed to Miami's practice squad on October 15, 2014 ... Released by Minnesota on October 7, 2014 ... Signed to Minnesota's practice squad on September 24, 2014 ... Released by New England on September 9, 2014 ... Signed to New England's practice squad on September 4, 2014 ... Released by New England on September 3, 2014 ... Signed to New England's practice squad on September 1, 2014 ... Released by San Francisco on August 25, 2014 ... Signed by San Francisco on January 22, 2014 ... Signed to San Francisco's practice squad on November 27, 2013 ... Released by San Francisco on November 26, 2013 ... Acquired off waivers by San Francisco on October 9, 2013 ... Released by Minnesota on October 8, 2013 ... Signed by Minnesota on January 13, 2012 ... Signed to Miami's practice squad on December 20, 2011 ... Released by San Francisco on September 3, 2011 ... Signed as undrafted free agent by San Francisco on July 28, 2011.

2014 - Went to training camp with San Francisco ... Was on the practice squad of New England, Minnesota and Miami.

2013 - Spent parts of the season with Minnesota and San Francisco.

2012 - Was inactive for all 16 regular season games with Minnesota ... Was active as the backup quarterback for the Vikings Wild Card playoff game at Green Bay (1/5/13).

2011 - Signed with San Francisco as an undrafted free agent ... Was released prior to the season ... Spent final two weeks of regular season on the Dolphins practice squad ... Played in 12 games with the San Jose SaberCats of the Arena Football League ... Completed 20-of-43 passes for 220 yards with three touchdowns and one interception ... Added two carries for 24 yards ... Also played with Sacramento Mountain Lions of the United Football League ... Completed 38-of-72 passes for 420 yards with three TDs and three INTs ... Added five rushes for 21 yards.

COLLEGE

Three-year letterman at Sacramento State ... Transferred from UCLA ... Started a pair of games in 2008 and 2009 for Sacramento State ... Started in Las Vegas Bowl for UCLA against BYU in 2007 ... Redshirted in 2006 ... Earned degree in history.


PERSONAL

Attended Balboa High School in San Francisco ... Named first-team All-City and All-Metro as a senior in 2005 ... Earned first-team All-City as a junior...Played basketball, baseball and soccer ... Has traveled to El Salvador each of the past two offseasons to help conduct football clinics ... Teamed for the clinic with the Salvadorian Association of American Intramural Football (SAAIF), whose mission is to use football to keep kids away from gangs, and Glasswing International, which runs afterschool programs throughout Central America ...

Grandfather, Wilbur Thompson, was a gold medalist as a shot putter in the 1948 Games ... Interested in the political process, served an internship at the California state house during college...Aspires to a career in teaching and helping inner-city youth ... Full name is McLeod John Baltazar Bethel-Thompson.

BETHEL-THOMPSON'S NFL REGULAR SEASON PASSING STATISTICS															
YEAR	TEAM	GP	GS	ATT.	CMP.	PCT.	YDS		TD	INT.	LG	SK	YDS		
							YDS	ATT.					LST	RATE	
2012	Minnesota						INACTIVE								

BETHEL-THOMPSON'S NFL PLAYOFF PASSING STATISTICS													
YEAR	TEAM	GP	GS	ATT.	CMP.	PCT.	YDS		TD	INT.	LG	YDS	
							YDS	ATT.				LST	RATE
2012	Minnesota	0	0	0	0	0.0	0	0	0	0	–	0	0.0



30 // CB

ZACK BOWMAN

HT: 6-1 // WT: 210 // BORN: 11/18/84 // COLLEGE: NEBRASKA '07
ACQUIRED: UFA, 2015 (NYG) // NFL: EIGHTH SEASON // DOLPHINS: FIRST SEASON

PRO CAREER

CAREER TRANSACTIONS: Signed by the Dolphins as an unrestricted free agent from the N.Y. Giants on April 13, 2015 ... Signed as an unrestricted free agent by the N.Y. Giants on March 31, 2014 ... Signed by Chicago on October 16, 2012 ... Released by Minnesota on September 1, 2012 ... Signed by Minnesota on March 27, 2012 ... Signed to active roster from the practice squad by Chicago on October 14, 2008 ... Signed to the practice squad by Chicago on September 4, 2008 ... Waived by Chicago on September 2, 2008 ... Originally was a fifth-round (142nd overall) selection of Chicago in the 2008 NFL draft.

2014 - Played in all 16 games with five starts for the N.Y. Giants ... Recorded 19 tackles (15 solo), two interceptions, six passes defended and one fumble recovery ... Added four special teams tackles ... Registered his first interception of the season and returned it 18 yards at Philadelphia (10/12) ... Started and registered a season-high five tackles and one pass defended at Dallas (10/19) ... Recorded his second interception of the season to go along with two passes defended at Seattle (11/9) ... Tallied three tackles and a fumble recovery vs. San Francisco (11/16).

2013 - Played in all 16 games and started seven games for Chicago ... Recorded 45 tackles (42 solo), three interceptions, including his first career return for a touchdown, and eight passes defended ... Added three special teams tackles ... Made his first start of the season vs. the N.Y. Giants (10/10) and had three tackles ... Contributed a season-high nine solo tackles vs. Baltimore (11/17) ... Started each of the season's final five games ... Had seven tackles at Minnesota (12/1) ... Posted a team-high eight tackles vs. Dallas (12/9) ... Intercepted two Jason Campbell passes, returning one 43 yards for a touchdown, at Cleveland (12/15) ... Closed the season with six tackles vs. Green Bay (12/29).

2012 - Played in 11 games for Chicago ... Saw most of his action on special teams ... Recorded two solo tackles, two passes defended and two fumble recoveries on defense ... Added a team-leading nine special teams tackles ... Opened the season with Minnesota ... Waived by Minnesota on Sept. 1 ... Re-joined the Bears on Oct. 12 ... Returned a fumble for a one-yard for a touchdown at Arizona (12/23).

2011 - Played in all 16 games with one start ... Recorded nine tackles (eight solo) and a fumble recovery on defense ... Added five special teams tackles.

2010 - Played in 13 regular season games with three starts ... Also played in two postseason games ... Recorded 28 tackles (24 solo), one forced fumble, one fumble recovery ... Added four special teams tackles ... Started at corner and tallied 10 tackles at Dallas (9/19) ... Posted three solo tackles, one forced fumble and one fumble recovery at N.Y. Giants (10/3).

POSTSEASON: Played in two playoff games ... Did not record any statistics ... Made playoff debut in Divisional Playoff game vs. Seattle (1/16/11).

2009 - Played in all 16 games with 12 starts ... Recorded 62 tackles (55 solo), six interceptions (which were tied for the fifth-most in the NFL), 10 passes defended, a forced fumble ... Added four special teams tackles ... Made his first career start vs. Pittsburgh (9/20) and notched six tackles ... Posted three tackles and an interception at Atlanta (10/18) ... Intercepted a pass in three consecutive games: vs. Arizona (11/8), at San Francisco (11/12) and vs. Philadelphia (11/22) ... Also intercepted a pass at Baltimore (12/20) and at Detroit in the season finale (1/3/10).

2008 - Played in one game as a rookie ... Recorded one tackle, an interception, a pass defended and a special teams touchdown ... Began his rookie season on the practice squad ... Was elevated to the active roster on Oct. 14 ... Made NFL debut at Minnesota (10/19) ... Recovered a fumbled punt in the end zone for a touchdown and intercepted his first career pass ... Suffered a torn biceps in the fourth quarter of that game ... Placed on injured reserve on Oct. 22 and missed the remainder of the season ...

HONORS: Named NFC Special Teams Player of the Week for his performance at Minnesota (10/19) ... Recovered a fumbled punt in the end zone for a touchdown.

COLLEGE

Two-year letterman at Nebraska (2005, 2007) ... Spent two seasons at New Mexico Military Institute ... Played in 22 career games with nine starts for the Cornhuskers ... Recorded 56 tackles (46 solo), 17 pass breakups and three interceptions ... Suffered a torn ACL during fall practice of his senior season and redshirted ... Earned junior college All-America honors and was the No. 2 junior college recruit in the nation in 2004 according to Rivals.com ... Majored in sociology.

PERSONAL

Married (Alicia) ... Three-time all-state first team-selection at Bartlett High School in Anchorage, Alaska ... Was named Player of the Year as a senior ... Also starred on the basketball team where he was teammates with 2008 Final Four hero Mario Chalmers ... Born Nov. 18, 1984.

ZACK BOWMAN'S NFL REGULAR SEASON STATISTICS																
			TACKLES					INTERCEPTIONS					FUMBLES			
YEAR	TEAM	GP	GS	TOT	SOLO	ASST	SK	YDS	NO	YDS	LG	TD	PD	FF	FR	YDS
2008	Chicago	1	0	1	1	0	0.0	0.0	1	0	-	0	1	0	1	0
2009	Chicago	16	12	62	55	7	0.0	0.0	6	67	39	0	10	1	0	0
2010	Chicago	13	3	28	24	4	0.0	0.0	0	0	-	0	0	1	1	0
2011	Chicago	16	1	9	8	1	0.0	0.0	0	0	-	0	0	0	1	0
2012	Chicago	11	0	2	2	0	0.0	0.0	0	0	-	0	2	0	2	1
2013	Chicago	16	7	45	42	3	0.0	0.0	3	67	43t	1	8	0	0	0
2014	N.Y. Giants	16	5	19	15	4	0.0	0.0	2	25	18	0	6	0	1	6
NFL TOTALS		89	28	166	147	19	0.0	0.0	12	159	43t	1	27	2	6	7

ZACK BOWMAN'S NFL PLAYOFF STATISTICS

YEAR	TEAM	GP	GS	TACKLES					INTERCEPTIONS					FUMBLES		
				TOT	SOLO	ASST	SK	YDS	NO	YDS	LG	TD	PD	FF	FR	YDS
2010	Chicago	2	0	0	0	0	0.0	0.0	0	0	-	0	0	0	0	0

ADDITIONAL STATS

Defensive Touchdowns: 1 fumble punt return in endzone in 2008; 1 interception return in 2013 for total of 2.

Special Teams Tackles: 1 in 2008, 4 in 2009, 4 in 2010, 6 in 2011, 9 in 2012, 3 in 2013, 5 in 2014 for total of 32.


Punt Returns: 1 for 0 yards in 2012.

SINGLE-GAME HIGHS

Tackles:

10 at Dallas, 9/19/10
9 vs. Baltimore, 11/17/13
8 at Seattle, 9/27/09
8 vs. Dallas, 12/9/13
2 at Cleveland, 2/15/13

Interceptions:



65 // C

SAM
BRENNER

HT: 6-2 // WT: 310 // BORN: 4/27/90 // COLLEGE: UTAH '13
ACQUIRED: FA, 2013 // NFL: SECOND SEASON // DOLPHINS: SECOND SEASON

PRO CAREER

CAREER TRANSACTIONS: Activated by the Dolphins off the practice squad on December 23, 2014 ... Signed to the Dolphins practice squad on September 1, 2014 ... Waived by the Dolphins on August 30, 2014 ... Activated by the Dolphins off the practice squad on November 16, 2013 ... Signed to the Dolphins practice squad on September 2, 2013 ... Waived by the Dolphins on August 31, 2013 ... Originally signed by the Dolphins as an undrafted college free agent on May 3, 2013.

2014 - Did not see game action ... Spent majority of season on practice squad ... Was activated from practice squad on December 23 ... Was inactive vs. N.Y. Jets (12/28).

2013 - Played in seven games with four starts as a rookie ... Spent the first nine weeks of the season on Miami's practice squad ... Made his NFL debut in a start at left guard vs. San Diego (11/17) after having been activated the day prior to the game ... Also made starts at left guard for games vs. Carolina (11/24), New England (12/15) and at Buffalo (12/22).

COLLEGE

Four-year letterman (2009-12) and two-year starter at Utah ... Played in 50 career games with 26 starts ... Saw action at both guard and left tackle ... Allowed just two sacks total in 25

games as a junior and senior ... Started all 12 games as a senior in 2012 ... Started first two games at right guard and the final ten at left tackle ... Named second-team All-Pac-12 ... Allowed just one sack in 743 plays ... Started all 13 games as a junior in 2011 ... Made 12 starts at right guard and one game at tackle ... Allowed only one sack, the fewest on the line ... Played in 12 games with one start as a sophomore in 2010 ... Saw significant time on the line against New Mexico, San Jose State, Iowa State, Colorado State and Brigham Young ... Started at left tackle in the Las Vegas Bowl ... Earned highest season grade vs. San Jose State ... Played in 13 games as a freshman in 2009 ... Saw action mostly on special teams ... Majored in communications.

PERSONAL

Attended Oceanside (Calif.) High School ... Was a two-time first-team all-league and all-North County selection ... Named second-team all-state as a senior ... Named school's Most Valuable Offensive Lineman as a junior and senior ... Also played volleyball in high school ... Both father, Jim, and mother, Eileen, are in the U.S. Marine Corps ... Growing up was a fan of the San Diego Padres and outfielder Tony Gwynn ... Lists "Dumb and Dumber" as favorite movie and Tupac as favorite recording artist ... Enjoys playing golf in spare time ... Volunteered at the Dolphins' team service project at Dave & Buster's ... Full name is Samuel Callaghan Brenner, born April 27, 1990 in San Diego, Calif.

SAM BRENNER'S NFL REGULAR SEASON STATISTICS

GAMES/STARTS: 2013: 7/4, 2014: Inactive



81 // WR

**LARON
BYRD**

HT: 6-4 // WT: 230 // BORN: 8/18/89 // COLLEGE: MIAMI (FLA.) '11
ACQUIRED: FA, 2015 // NFL: THIRD SEASON // DOLPHINS: FIRST SEASON

PRO CAREER

CAREER TRANSACTIONS: Signed by the Dolphins as a free agent on April 15, 2015 ... Released from Miami practice squad on December 2, 2014 ... Signed by Miami to practice squad on October 21, 2014 ... Released from Dallas practice squad on October 9, 2014 ... Signed by Dallas to practice squad on October 7, 2014 ... Waived by Cleveland on October 3, 2014 ... Acquired from waivers by Cleveland on August 31, 2014 ... Waived by Dallas on August 30, 2014 ... Signed by Dallas on May 1, 2014 ... Waived by Arizona on April 4, 2014 ... Originally signed by Arizona as an undrafted college free agent on April 30, 2012.

2014 - Played in one game with Cleveland ... Was inactive twice ... Did not record any statistics ... Waived on October 3 ... Spent portions of the rest of the season on the Dallas and Miami practice squads .

2013 - Spent the entire season on injured reserve for Arizona ... Was placed on IR on August 7.

2012 - Played in four games for Arizona ... Was inactive for 10 games and dressed but did not play in two games ... Recorded one reception for eight yards on the season ... Added two special teams tackles ... Made NFL debut vs. Buffalo (10/14) ... Caught one pass for eight yards vs. Chicago (12/23).

COLLEGE

Four-year letterman (2008-11) at Miami (Fla.) ... Played in 51 career games with 16 starts ... Recorded 106 receptions for 1,254 yards (11.8 avg.) and seven touchdowns ... Played in all 12 games with two starts as a senior in 2011 ... Recorded 11 receptions for 125 yards and one TD ... Received the Hurricane media Good Guy Award ... Played in 13 games with six starts as a junior in 2010 ... Had a career-high 41 catches for 441 yards and one TD ... Hauled in a touchdown catch against North Carolina that was the game-winning score ... Played in 13 games with eight starts as a sophomore in 2009 ... Set a career high with 460 yards and had one touchdown on 33 catches ... Played in all 13 games with three starts as a freshman in 2008 ... Caught a career-best four touchdowns and totaled 21 receptions for 228 yards ... Named to the All-ACC Academic team.

PERSONAL


Attended Hahnville (La.) High School ... Was considered the second-best receiver in Louisiana following his senior season ... Caught 50 passes for 630 yards and 13 touchdowns ... Also played safety and recorded three interceptions in helping lead his team to a 10-3 record ... Had 30 receptions for 447 yards and eight touchdowns as a junior ... Played mostly at defensive back during his freshman and sophomore seasons ... Also played basketball, averaging more than 20 points per game as a junior.

LARON BYRD'S NFL REGULAR SEASON STATISTICS

YEAR	TEAM	GP	GS	RECEIVING					RUSHING				
				NO.	YDS.	AVG.	LG	TD	ATT.	YDS.	AVG.	LG	TD
2012	Arizona	4	0	1	8	8.0	8	0	0	0	-	0	0
2014	Cleveland	1	0	0	0	-	0	0	0	0	-	0	0
NFL TOTALS		5	0	1	8	8.0	8	0	0	0	-	0	0

ADDITIONAL STATS

Special Teams Tackles: 2 in 2012.



84 // TE

JORDAN CAMERON

HT: 6-5 // WT: 260 // BORN: 8/7/88 // COLLEGE: SOUTHERN CALIFORNIA '10
ACQUIRED: UFA, 2015 (CLE.) // NFL: FIFTH SEASON // DOLPHINS: FIRST SEASON

PRO CAREER

CAREER PRO BOWL SELECTIONS: 1 (2013)

CAREER TRANSACTIONS: Signed by the Dolphins as an unrestricted free agent from Cleveland on March 12, 2015 ... Originally was a sixth-round draft selection (102nd overall) of Cleveland in the 2011 NFL draft.

2014 - Played in 10 games with nine starts for Cleveland ... Was inactive six games ... Recorded 24 receptions for 424 yards (17.7 avg.) and two touchdowns ... His 17.7 average

yards per reception was the highest in the NFL among all tight ends with at least 20 catches and his season-long reception of 81 yards was also the longest reception among all NFL tight ends ... Caught two passes for 47 yards at Pittsburgh (9/7) ... Recorded three receptions for a season-high 102 yards and one TD vs. Pittsburgh (10/12) ... Notched a season-high four receptions for 41 yards vs. Indianapolis (12/7) ... Tallied three receptions for 88 yards at Carolina (12/21), including a season-long 81-yard touchdown reception ... Registered three receptions for 41 yards at Baltimore (12/28) ...

HIGHEST RECEIVING AVERAGE AMONG NFL TIGHT ENDS: Cameron posted 24 receptions for 424 yards for an average of 17.7 yards per reception in 2014 ... It was the highest yards per reception average in the NFL among all NFL tight ends in 2014 with at least 20 catches:

HIGHEST AVG. PER RECEPTION AMONG NFL TIGHT ENDS IN 2014				
(Minimum 20 receptions)				
PLAYER	TEAM(S)	RECEPTIONS	YARDS	AVERAGE
1. JORDAN CAMERON	CLEVELAND	24	424	17.7
2. Luke Willson	Seattle	22	362	16.5
3. Coby Fleener	Indianapolis	51	774	15.2
4. Delanie Walker	Tennessee	63	890	14.1
5. Rob Gronkowski	New England	82	1124	13.7

LONGEST RECEPTIONS BY TIGHT ENDS IN 2014: Cameron tallied three receptions for 88 yards at Carolina (12/21), including a season-long 81-yard touchdown reception ... His 81-yard reception was the longest catch among all NFL tight ends in 2014:

LONGEST RECEPTIONS BY NFL TIGHT ENDS IN 2014			
PLAYER	TEAM	OPP, DATE	LENGTH
1. JORDAN CAMERON	CLEVELAND	AT CAROLINA, 12/21/14	81t
2. Luke Willson	Seattle	at Arizona, 12/21/14	80t
3. Coby Fleener	Indianapolis	vs. Washington, 11/30/14	73t
4. Delanie Walker	Tennessee	at Philadelphia, 11/23/14	68
5. Mercedes Lewis	Jacksonville	at Washington, 9/14/14	63t
Tony Moeaki	Seattle	at San Francisco, 11/27/14	63

2013 - Played in 15 games with 14 starts ... Was inactive for one game ... Recorded 80 receptions for 917 yards (11.5 avg.) and seven touchdowns ... His seven TD receptions were the most by a Browns tight end since Hall of Famer Ozzie Newsome tallied nine in 1979 ... Recorded nine receptions for 108 yards and a TD vs. Miami (9/8) ... His 108 yards marked his first career 100-yard receiving game ... Caught five passes for 95 yards at Baltimore (9/15) ... Notched six receptions for 66 yards and three TDs at Minnesota (9/22) ... His three touchdown receptions tied a Browns record and included a 7-yard score with 0:51 remaining to give Cleveland a 31-27 victory ... Posted a season-high 10 receptions for 91 yards and a touchdown vs. Cincinnati (9/29) ... Registered seven receptions for 55 yards and a TD at Green Bay (10/20) ... Caught four passes for 81 yards at Kansas City (10/27) ... Notched nine receptions for a career-high 121 yards and a touchdown at New England (12/8) ... Recorded five receptions for 69 yards in the season finale at Pittsburgh (12/29) ...

AMONG TIGHT END LEADERS IN 2013: His 80 receptions were the third-most, his 917 receiving yards were the second-most and his seven touchdown catches were tied for the sixth-most among NFL tight ends in 2013...

2013 NFL TIGHT END LEADERS							
RECEPTIONS			RECEIVING YARDS			RECEIVING TDs	
PLAYER	TEAM	NO.	PLAYER	TEAM	YDs	PLAYER	TEAM TDs
J. Graham	N.O.	86	J. Graham	N.O.	1,215	J. Graham	N.O. 16
T. Gonzalez	Atl.	83	J. CAMERON	CLE.	917	V. Davis	S.F. 13
J. CAMERON	CLE.	80	A. Gates	S.D.	872	J. Thomas	Den. 12
A. Gates	S.D.	77	T. Gonzalez	Atl.	859	T. Gonzalez	Atl. 8
G. Olsen	Car.	73	J. Witten	Dal.	851	J. Witten	Dal. 8
J. Witten	Dal.	73	V. Davis	S.F.	850	J. CAMERON	CLE. 7
						J. Fauria	Det. 7

HONORS: Named to the PFWA ALL-AFC team ...

PRO BOWL: Earned first career Pro Bowl selection ... Cameron posted three receptions for 27 yards with a 12-yard touchdown catch from Eagles QB Nick Foles.

2012 - Played in 14 games with six starts ... Was inactive twice ... Recorded 20 receptions for 226 yards (11.3 avg.) and one touchdown ... Tallied season highs in receptions (five) and yards (45) vs. Buffalo (9/23) ... Recorded his first career touchdown on a 5-yard reception from QB Brandon Weeden vs. Pittsburgh (11/25).

2011 - Played in eight games with two starts as a rookie ... Was inactive for eight contests ... Recorded six receptions for 33 yards ... Made his NFL debut in a reserve role vs. Seattle (10/23) ... Hauled in a season-best three passes for eight yards at Arizona (12/18).

COLLEGE

Appeared in 23 games as a reserve at the University of Southern California (2008-10) after transferring from Ventura Junior College (2007) and Brigham Young University (2006) ... Saw action in 12 contests as a senior in 2010 ... Recorded 16 receptions for 126 yards and one touchdown ... Also had one carry for six yards ... Appeared in five games as a junior in 2009 ... Played in six games in 2008 ... Hauled in 22 passes for 340 yards with four TDs as he helped Ventura to the WSC Pacific Division title and a victory in the Southern California Bowl in 2007 ... Originally attended BYU and redshirted as a forward on the school's basketball team before deciding to transfer to USC for football ... Chose to transfer to Ventura after it was discovered his credits from Brigham Young wouldn't transfer to Southern California ... Walked on to the USC basketball team for the 2008-09 season and appeared in three games ... Majored in sociology.

PERSONAL

Attended Newbury Park (Calif.) High School ... Named All-Marmonte League first team as a wide receiver after totaling 73 receptions for 1,022 yards with 12 TDs as a senior ... Also played basketball and volleyball in high school ... Was named Marmonte League and Ventura County Basketball Coaches Association Player of the Year ... Was active in the community in Cleveland ... Traveled to Rio de Janeiro, Brazil in Feb. 2014 and Istanbul, Turkey in Feb. 2015 in support of TE Gary Barnidge's "American Football without Barriers" program, which provides educational football camps in counties that don't have football ... The camp provided cleats, pads and other essentials for 170 Brazilians between the ages of 8-25 ... Enjoys playing basketball and volleyball ... Made a YouTube video with NBA star Blake Griffin that promoted Cameron's athleticism prior to the 2011 NFL draft ... Favorite movie is "The Wedding Singer" ... Has a son, Tristan, who he acknowledges after each TD by forming a "T" with his arms ... Sister, Brynn, was a guard on USC's women's basketball team from 2005-09 ... Sister, Emily, was a standout basketball player ... Brother, Colby, played quarterback at Louisiana Tech from 2009-12 ... Colby was signed by the Carolina Panthers as an undrafted free agent following the 2013 NFL draft and currently plays for the Fujitsu Frontiers of the X League in Japan ... Credits Brynn for convincing him to get off the couch to run routes for Colby's quarterback evaluation with USC, ultimately leading to Jordan transferring and receiving a football scholarship with Trojans ... Grandfather, Jack Cravens, played basketball and baseball at Brigham Young from 1957-59 ... Full name is Jordan Cravens Cameron, born Aug. 7, 1988, in Newbury Park, Calif.

JORDAN CAMERON'S NFL REGULAR SEASON STATISTICS

YEAR	TEAM	GP	GS	RECEIVING					RUSHING				
				NO.	YDS.	AVG.	LG	TD	ATT.	YDS.	AVG.	LG	TD
2011	Cleveland	8	2	6	33	5.5	15	0	0	0	-	0	0
2012	Cleveland	14	6	20	226	11.3	28	1	0	0	-	0	0
2013	Cleveland	15	14	80	917	11.5	53	7	0	0	-	0	0
2014	Cleveland	10	9	24	424	17.7	81t	2	0	0	-	0	0
NFL TOTALS		47	31	130	1,600	12.3	81t	10	0	0	-	0	0

ADDITIONAL STATS

Special Teams Tackles: 1 in 2012.

SINGLE-GAME HIGHS

Receptions:	10 vs. Cincinnati, 9/29/13
	9 vs. Miami, 9/8/13
	9 at New England, 12/8/13
	7 at Green Bay, 10/20/13
	6 at Minnesota, 9/22/13
	6 at Cincinnati, 11/17/13
Receiving Yards:	121 at New England, 12/8/13
	108 vs. Miami, 9/8/13
	102 vs. Pittsburgh, 10/12/14
	95 at Baltimore, 9/15/13
	91 vs. Cincinnati, 9/29/13
Longest Receptions:	81t at Carolina, 12/21/14
	53 at Baltimore, 9/15/13
	51t vs. Pittsburgh, 10/12/14
	47 at Pittsburgh, 9/7/14
	37 at Kansas City, 10/27/13
TD Receptions:	3 at Minnesota, 9/22/13
	1 seven times (last: at Carolina, 12/21/14)

100-YARD RECEIVING GAMES (3)

DATE	OPPONENT	ATT.	YDS.	AVG.	LG	TD
9/8/13	vs. Miami	9	108	12.0	22	1
12/8/13	at New England	9	121	13.4	21	1
10/12/14	vs. Pittsburgh	3	102	34.0	51t	1

2011 GAME-BY-GAME STATISTICS (Cleveland)

DATE	OPPONENT	P/S	RECEIVING				RUSHING				W/L	SCORE
			NO.	YDS.	LG	TD	ATT.	YDS.	LG	TD		
9/11	CINCINNATI		INACTIVE									
9/18	at Indianapolis		INACTIVE									
9/25	MIAMI		INACTIVE									
10/2	TENNESSEE		INACTIVE									
10/16	at Oakland		INACTIVE									
10/23	SEATTLE	1/0	0	0	0	0	0	0	0	0	W	6-3
10/30	at San Francisco	1/0	0	0	0	0	0	0	0	0	L	10-20
11/6	at Houston	1/0	1	7	7	0	0	0	0	0	L	12-30
11/13	ST. LOUIS	1/0	0	0	0	0	0	0	0	0	L	12-13
11/20	JACKSONVILLE		INACTIVE									
11/27	at Cincinnati	1/0	0	0	0	0	0	0	0	0	L	20-23
12/4	BALTIMORE		INACTIVE									
12/8	at Pittsburgh		INACTIVE									
12/18	at Arizona	1/0	3	8	8	0	0	0	0	0	L	17-20
12/24	at Baltimore	1/1	1	3	3	0	0	0	0	0	L	14-20
1/1	PITTSBURGH	1/1	1	15	15	0	0	0	0	0	L	9-13
2011 TOTALS		8/2	6	33	15	0	0	0	0	0		

2012 GAME-BY-GAME STATISTICS (Cleveland)

DATE	OPPONENT	P/S	RECEIVING				RUSHING				W/L	SCORE
			NO.	YDS.	LG	TD	ATT.	YDS.	LG	TD		
9/9	PHILADELPHIA	1/0	0	0	0	0	0	0	0	0	L	16-17
9/16	at Cincinnati	1/0	0	0	0	0	0	0	0	0	L	27-34
9/23	BUFFALO	1/0	5	45	18	0	0	0	0	0	L	14-24
9/27	at Baltimore	1/1	1	15	15	0	0	0	0	0	L	16-23
10/7	at N.Y. Giants	1/0	2	26	21	0	0	0	0	0	L	27-41
10/14	CINCINNATI	1/1	2	38	23	0	0	0	0	0	W	34-24
10/21	at Indianapolis	1/1	1	4	4	0	0	0	0	0	L	13-17
10/28	SAN DIEGO	1/0	1	12	12	0	0	0	0	0	W	7-6
11/4	BALTIMORE	1/0	0	0	0	0	0	0	0	0	L	15-25

2012 GAME-BY-GAME STATISTICS (Cleveland)

DATE	OPPONENT	P/S	RECEIVING				RUSHING				W/L	SCORE
			NO.	YDS.	LG	TD	ATT.	YDS.	LG	TD		
11/18	at Dallas	1/0	0	0	0	0	0	0	0	0	L	20-23
11/25	PITTSBURGH	1/1	2	12	7	1	0	0	0	0	W	20-14
12/2	at Oakland	1/0	2	30	23	0	0	0	0	0	W	20-17
12/9	KANSAS CITY	1/1	1	10	10	0	0	0	0	0	W	30-7
12/16	WASHINGTON	1/1	3	34	28	0	0	0	0	0	L	21-38
12/23	at Denver		INACTIVE									
12/30	at Pittsburgh		INACTIVE									
2012 TOTALS		14/6	20	226	28	1	0	0	0	0		

2013 GAME-BY-GAME STATISTICS (Cleveland)

DATE	OPPONENT	P/S	RECEIVING				RUSHING				W/L	SCORE
			NO.	YDS.	LG	TD	ATT.	YDS.	LG	TD		
9/8	MIAMI	1/1	9	108	22	1	0	0	0	0	L	10-23
9/15	at Baltimore	1/1	5	95	53	0	0	0	0	0	L	6-14
9/22	at Minnesota	1/1	6	66	19t	3	0	0	0	0	W	31-27
9/29	CINCINNATI	1/1	10	91	31	1	0	0	0	0	W	17-6
10/3	BUFFALO	1/1	3	36	19	0	0	0	0	0	W	37-24
10/13	DETROIT	1/1	5	64	33	0	0	0	0	0	L	17-31
10/20	at Green Bay	1/1	7	55	15	1	0	0	0	0	L	13-31
10/27	at Kansas City	1/1	4	81	37	0	0	0	0	0	L	17-23
11/3	BALTIMORE	1/1	1	4	4	0	0	0	0	0	W	24-18
11/17	at Cincinnati	1/1	6	29	8	0	0	0	0	0	L	20-41
11/24	PITTSBURGH	1/1	3	32	16	0	0	0	0	0	L	11-27
12/1	JACKSONVILLE	1/1	4	43	26	0	0	0	0	0	L	28-32
12/8	at New England	1/1	9	121	21	1	0	0	0	0	L	26-27
12/15	CHICAGO	1/1	3	23	10	0	0	0	0	0	L	31-38
12/22	at N.Y. Jets		INACTIVE									
12/29	at Pittsburgh	1/0	5	69	0	0	0	0	0	0	L	7-20
2013 TOTALS		15/14	80	917	53	7	0	0	0	0		

2014 GAME-BY-GAME STATISTICS (Cleveland)

DATE	OPPONENT	P/S	RECEIVING				RUSHING				W/L	SCORE
			NO.	YDS.	LG	TD	ATT.	YDS.	LG	TD		
9/7	at Pittsburgh	1/1	2	47	47	0	0	0	0	0	L	27-30
9/14	NEW ORLEANS		INACTIVE									
9/21	BALTIMORE	1/1	1	23	23	0	0	0	0	0	L	21-23
10/5	at Tennessee	1/1	3	33	19	0	0	0	0	0	W	29-28
10/12	PITTSBURGH	1/1	3	102	51t	1	0	0	0	0	W	31-10
10/19	at Jacksonville	1/1	1	5	5	0	0	0	0	0	L	6-24
10/26	OAKLAND	1/1	3	40	21	0	0	0	0	0	W	23-13
11/2	TAMPA BAY		INACTIVE									
11/6	at Cincinnati		INACTIVE									
11/16	HOUSTON		INACTIVE									
11/23	at Atlanta		INACTIVE									
11/30	at Buffalo		INACTIVE									
12/7	INDIANAPOLIS	1/0	4	41	20	0	0	0	0	0	L	24-25
12/14	CINCINNATI	1/1	1	4	4	0	0	0	0	0	L	0-30
12/21	at Carolina	1/1	3	88	81t	1	0	0	0	0	L	13-17
12/28	at Baltimore	1/1	3	41	30	0	0	0	0	0	L	10-20
2014 TOTALS		10/9	24	424	81t	2	0	0	0	0		



62 // DT DEANDRE COLEMAN

HT: 6-3 // WT: 324 // BORN: 1/27/91 // COLLEGE: CALIFORNIA '14
ACQUIRED: FA, 2014 // NFL: FIRST SEASON // DOLPHINS: FIRST SEASON

PRO CAREER

CAREER TRANSACTIONS: Activated from the Dolphins practice squad on December 23, 2014 ... Signed to the Dolphins practice squad on October 21, 2014 ... Released by the Dolphins on October 18, 2014 ... Signed by the Dolphins from Jacksonville's practice squad on September 23, 2014 ... Signed to Jacksonville's practice squad on September 1, 2014 ... Waived by Jacksonville on August 29, 2014 ... Originally signed by Jacksonville as an undrafted college free agent on May 12, 2014.

2014 - Played in one game with the Dolphins as a rookie ... Did not record any statistics ... Made NFL debut at Oakland in London (9/28).

COLLEGE

Four-year letterman at California ... Did not miss a game during his career ... Played in 49 career games with 25 starts ... Recorded 125 tackles, 26.5 tackles for loss, 7.5 sacks, three passes defended, two fumble recoveries and four quarterback pressures ... Started all 12 games as a senior in 2013 ... Named a third-team All-Pac 12 selection as a senior ... Recorded a career-high nine tackles for loss and finished first among defensive linemen with 40 tackles ... Played in 12 games with 11 starts as a junior in 2012 ... Led the team with 8.5 tackles for loss and added 3.0 sacks, 48 tackles, one pass defended and one fumble recovery ... Played in all 13 games with two starts as a sophomore in 2011 ... Recorded 19 tackles, six tackles for loss and two sacks ... Played in all 12 games as a freshman in 2010 ... Recorded 18 tackles, three tackles for loss, one pass defended and one fumble recovery ... Majored in social welfare.

PERSONAL

Attended Garfield High School in Seattle, Wash ... Was the only player from the state of Washington to play in the prestigious U.S. Army All-American Bowl ... Named as a Parade All-America and first-team All-State selection as a senior in 2008 after making 46 tackles and two sacks ... Participated in the Miami Dolphins "All-Community Team" program along with his fellow defensive linemen under the group name "First Line of Defense" ... As part of the program, they purchased tickets, food vouchers, T-shirts and parking to each of the team's regular season home games and donated them to a charitable organization ... Full name is Deandre Lamar Coleman.

DEANDRE COLEMAN'S NFL REGULAR SEASON STATISTICS

YEAR TEAM	GP	GS	TACKLES					INTERCEPTIONS					FUMBLES		
			TOT	SOLO	ASST	SK	YDS	NO	YDS	LG	TD	PD	FF	FR	YDS
2014 Miami	1	0	0	0	0	0.0	0.0	0	0	-	0	0	0	0	0



29 // CB

WILL
DAVIS

HT: 5-11 // WT: 190 // BORN: 5/8/90 // COLLEGE: UTAH STATE '13
ACQUIRED: D3B, 2013 // NFL: THIRD SEASON // DOLPHINS: THIRD SEASON

PRO CAREER

CAREER TRANSACTIONS: Originally a third-round draft selection (93rd overall) of the Dolphins in the 2013 NFL draft.

2014 - Played in 10 games ... Recorded 12 tackles (11 solo) and three passes defended ... Added five tackles on special teams ... Saw action vs. New England (9/7) and recorded four tackles (three solo) and one pass defended ... Led the team with five tackles and had season-high two passes defended at Oakland (9/28) in game played in London ... Recorded one special teams tackle vs. Buffalo (11/13) before leaving the game with an injury in the third quarter ... Placed on injured reserve on Nov. 15 and missed remainder of season.

2013 - Played in five games as a rookie ... Dressed but did not play once and was inactive for 10 games ... Recorded eight tackles (all solo) ... Made his NFL debut in a reserve role vs. Atlanta (9/22) ... Saw extensive action vs. New England (12/15) following injuries to Nolan Carroll and Brent Grimes and had seven tackles.

COLLEGE

Two-year letterman (2011-12) and one-year starter at Utah State ... Previously attended De Anza College in Cupertino, Calif. (2010) and Western Washington (2008-09) ... Played in 26 games with 16 starts at Utah State ... Recorded 99 tackles (67 solo), five interceptions and 23 passes defended ... Started all 13 games as a senior in 2012 ... Received third-team All-American and first-team All-Western Athletic Conference recognition ... Recorded 64 tackles (46 solo) and added three pressures ... Posted five INTs for 100 yards in returns and a touchdown ... Had 22 passes defended, tying both Dee Milliner of Alabama and Jason Verrett of Texas Christian for the most in the nation ... Played in all 13 games with three starts as a junior in 2011 ... Recorded 35 tackles (21 solo) with 3.5 stops for loss and six passes defended ... Earned Academic All-WAC honors during his first season ... Played at De Anza College in Cupertino, Calif in 2010 ... Started all 10 games ... Recorded 35 tackles (23 solo) with four stops for loss and eight pass deflections ... Added 62 yards on six punt returns (10.3 avg.) ... Led the state junior colleges with eight interceptions for 90 yards in returns that included a pair of TDs ... Received first-team All-Golden Gate Conference and first-team All-California Region II honors ... Helped the Dons to the Golden Gate Conference title and the Central Division Bowl ... Attended Western Washington from 2008-09 ... Transferred after school dropped its football program ... Redshirted in 2008 ... Majored in interdisciplinary studies.

PERSONAL

Attended Central Valley High School in Veradale, Wash ... Lettered in football, basketball and track ... Earned second-team All-Greater Spokane League honors as a senior ... Recorded seven interceptions, while also tallying 33 tackles, two forced fumbles and one fumble recovery as a defensive back ... Also played wide receiver, recording 16 catches for 135 yards and four touchdowns ... Placed third in the triple jump at the state track meet as a senior and

was regional champion as a junior, posting a personal record triple jump of 46-0 ... Served as Associated Student Body President and was a Diversity "DREAM" award honoree in 2007-08 ... Lists "Entourage" as favorite television show and Drake and Cassidy as favorite recording artists ... Volunteered at the Dolphins' team service project at Dave & Buster's ... Full name is Will Donald Davis, born May 8, 1990 in Torrence, Calif.

Will Davis' NFL Regular Season Statistics																
Year Team		GP GS		Tackles					Interceptions					Fumbles		
				TOT	SOLO	ASST	SK	YDS	NO	YDS	LG	TD	PD	FF	FR	YDS
2013	Miami	5	0	8	8	0	0	0	0	0	–	0	0	0	0	0
2014	Miami	10	0	12	11	1	0	0	0	0	–	0	3	0	0	0
NFL Totals		15	0	20	19	1	0	0	0	0	–	0	3	0	0	0

ADDITIONAL STATS

Special Teams Tackles: 5 in 2014.



25 // S

LOUIS
DELMAS

HT: 5-11 // WT: 208 // BORN: 4/12/87 // COLLEGE: WESTERN MICHIGAN '09
ACQUIRED: FA, 2014 // NFL: SEVENTH SEASON // DOLPHINS: SECOND SEASON

PRO CAREER

CAREER TRANSACTIONS: Re-signed by the Dolphins on March 20, 2015 ... Signed by the Dolphins as a free agent on March 10, 2014 ... Released by Detroit on February 14, 2014 ... Re-signed with Detroit as an unrestricted free agent on March 19, 2013 ... Originally a second-round draft selection (33rd overall) of Detroit in the 2009 NFL draft.

2014 - Played in 13 games with 12 starts ... Recorded 63 tackles (51 solo), three passes defended, two tackles for loss, two fumble recoveries, one sack and an interception ... Started vs. New England (9/7) and registered four tackles and one fumble recovery in his Dolphins debut ... Played at Buffalo (9/14) and registered five tackles ... Registered six tackles vs. Green Bay (10/12) ... Posted a sack at Chicago (10/19) with a takedown of Bears QB Jay Cutler for a loss of four yards, it was his sixth career sack ... Recorded a fumble recovery and an interception at Jacksonville (10/26), which he returned 81 yards for a touchdown in the second quarter, the second interception he has returned for a touchdown in his career ... The 81-yard return was the eighth-longest interception return in franchise history ... Named AFC Defensive Player of the Week for his performance against Jacksonville ... It was his first career AFC Defensive Player of the Week honor ... Recorded six solo tackles and one pass defended at Detroit (11/9) ... Registered five solo tackles and one pass defended vs. Buffalo (11/22) ... Had a season-high nine tackles at Denver (11/23) and at New York Jets (12/1) ... Registered two solo tackles vs. Baltimore (12/7) before leaving the game in the fourth quarter with an injury ... Placed on injured reserve on Dec. 8 and missed remainder of season ...

HONORS: Named AFC Defensive Player of the Week for his performance in Week 8 against Jacksonville, it was his first AFC Defensive Player of the Week honor.

2013 - Played in all 16 games with 15 starts for Detroit ... Finished third on the team with 64 tackles (48 solo) and added two sacks, three interceptions and eight pass defended ...

Registered eight tackles and one pass defended at Washington (9/22) ... Had two interceptions, marking the first time in his career that he picked off two passes in a game, and recorded three passes defended and two tackles vs. Chicago (9/29) ... Sacked Packers quarterback Matt Flynn for an eight-yard loss vs. Green Bay (11/28) ... Had seven tackles vs. Baltimore (12/16) ... Posted three tackles, a sack and an interception at Minnesota (12/29).

2012 - Played in and started eight games ... Recorded 38 tackles (28 solo) and one interception ... Was inactive for first four games of the season due to a knee injury ... Made seven tackles and an interception at Philadelphia (10/14) ... Inactive at Jacksonville (11/4), at Minnesota (11/11) and vs. Green Bay (11/18) with a knee injury ... Returned to action vs. Houston (11/22) on Thanksgiving Day, finishing with five tackles ... Inactive in Week 14 at Green Bay (12/9) ... Returned to action at Arizona (12/16) and posted three tackles ... Led the team with nine tackles vs. Atlanta (12/23).

2011 - Played in and started 11 games ... Started one playoff game ... Recorded 51 tackles (36 solo), five passes defended and one fumble recovery in the regular season ... Was named as a Pro Bowl alternate ... Recovered a fumble on the game's final play at Tampa Bay (9/11) to seal Detroit's 27-20 win in the season opener ... Matched a season-high eight tackles vs. Atlanta (10/23) ... Inactive due to a knee injury at New Orleans (12/4), vs. Minnesota (12/11), at Oakland (12/18), vs. San Diego (12/24) and at Green Bay (1/1) ... Returned to the lineup for the Lions' Wild Card playoff game at New Orleans (1/7/12) and was second on the team with ten tackles.

2010 - Played in and started 15 games ... Led the team with 84 tackles (64 solo) and added two sacks, two fumble recoveries and two forced fumbles ... Was named as a Pro Bowl alternate ... Recorded his first career forced fumble among his eight tackles in season opener at Chicago (9/12) ... Recorded four tackles and a fumble recovery at Minnesota (9/26).

2009 - Played in and started 15 games as a rookie ... Named to Sporting News All-Rookie Team ... Named Defensive Rookie of the Month for September and nominated for the same award in November ... Recorded 91 tackles (63 solo), eight passes defended, two interceptions, a safety, a fumble recovery, four special teams tackles and two defensive touchdowns ... Returned a fumble for a 65-yard touchdown at New Orleans (9/13) in first career game ... Tackled Packers running back Ryan Grant in the end zone for a safety vs. Green Bay (11/26) ... Scored on a 101-yard interception return vs. Arizona (12/20) ... Became the first rookie in NFL history and the second player (Rams linebacker Rod Martin, 1984) ever to register an interception return TD, fumble return TD and a safety in the same season.

COLLEGE

Four-year starter (2005-08) at Western Michigan ... Started 44 (33 at free safety and 11 at cornerback) of 45 career games ... Began his career as a left cornerback before moving inside to free safety as a sophomore ... Left school tied for eighth on the career tackle list with 310 ... Earned All-American status as a senior in 2008 ... Recorded 111 tackles (61 solo) and four interceptions, including one that he returned for a touchdown ... His 111 tackles ranked sixth among the nation's defensive backs ... Also appeared on special teams and saw brief action as a receiver in the 2008 Texas Bowl ... Earned MAC Defensive Player of the Week honors vs. Northern Illinois and Illinois ... Played in ten game with nine starts as a junior in 2007 ... Recorded 64 tackles (48 solo) ... Earned second-team All-MAC honors ... Started 11 games at free safety as a sophomore in 2006 ... Recorded 53 tackles (39 solo), four interceptions, five pass deflections, a forced fumble and a fumble recovery ... Started all 11 games at left cornerback as a freshman in 2005 ... Recorded 82 tackles (54 solo), three interceptions, 1.5 sacks, two fumble recoveries two fumbles and a safety ... Named second-team Freshman All-American selection by College Football News and second-team All-MAC honors.

PERSONAL

Attended North Miami Beach (Fla.) High School ... Voted his team's best defensive back three straight seasons ... Broke school records for single game and career kickoff return yardage ... Collected 178 tackles with three interceptions on defense ... Had 61 receptions for 841 yards and seven touchdowns on offense ... Last name is pronunciation: DEL-mas ... Born April 12, 1987 in Fort Pierce, Fla.

LOUIS DELMAS' NFL REGULAR SEASON STATISTICS

YEAR	TEAM	GP	GS	TACKLES					INTERCEPTIONS					FUMBLES		
				TOT	SOLO	ASST	SK	YDS	NO	YDS	LG	TD	PD	FF	FR	YDS
2009	Detroit	15	15	91	63	28	1.0	2.0	2	130	101t	1	8	0	1	65
2010	Detroit	15	15	84	62	22	2.0	12.0	0	0	-	0	1	2	2	0
2011	Detroit	11	11	51	36	15	0.0	0.0	0	0	-	0	5	0	1	0
2012	Detroit	8	8	38	28	10	0.0	0.0	1	0	0	0	2	0	0	0
2013	Detroit	16	15	64	48	16	2.0	18.0	3	44	42	0	8	0	0	0
2014	Miami	13	12	63	51	12	1.0	4.0	1	81	81t	2	3	0	2	0
NFL TOTALS		78	76	391	288	103	6.0	36.0	7	255	101t	2	27	2	6	65


LOUIS DELMAS' NFL PLAYOFF STATISTICS

YEAR	TEAM	GP	GS	TACKLES					INTERCEPTIONS					FUMBLES		
				TOT	SOLO	ASST	SK	YDS	NO	YDS	LG	TD	PD	FF	FR	YDS
2011	Detroit	1	1	10	7	3	0.0	0.0	0	0	0	0	0	0	0	0

ADDITIONAL STATS

Defensive Touchdowns: 65-yard fumble return at New Orleans (9/13/09); 101-yard interception return vs. Arizona (12/20/09); 81-yard interception return at Jacksonville (10/26/14).

Safeties: 1 in 2009.



92 // LS

JOHN
DENNEY

HT: 6-5 // WT: 252 // BORN: 12/13/78 // COLLEGE: BRIGHAM YOUNG '05
ACQUIRED: FA, 2005 // NFL: 11TH SEASON // DOLPHINS: 11TH SEASON

PRO CAREER

CAREER PRO BOWL SELECTIONS: 2 (2010, 2012)

CAREER TRANSACTIONS: Originally was signed by the Dolphins as an undrafted college free agent on April 29, 2005.

2014 - Served as the long snapper all 16 games ... Recorded two tackles and a fumble recovery on special teams ... Recovered a fumble on a third quarter punt at Denver (11/23) ...

MOST CONSECUTIVE GAMES PLAYED: Denney has not missed a game in his 10 NFL seasons ... He ranks first in Dolphins history with 160 consecutive games played ... He moved past Jim Langer into second place at Cleveland on Sept. 8, 2013 when he played in his 129th straight game ... He moved ahead of Jason Taylor into first place when he played his 131st consecutive game vs. Atlanta on Sept. 22, 2013:

MOST CONSECUTIVE GAMES PLAYED IN DOLPHINS HISTORY

PLAYER	CONSECUTIVE GAMES PLAYED	STREAK
1. JOHN DENNEY	160*	1ST IN 2005 THROUGH 16TH IN 2014
1. Jason Taylor	130	15th in 1999 through 16th in 2007
3. Jim Langer	128	10th in 1970 through 9th in 1979
4. Garo Yepremian	127	2nd in 1970 through 16th in 1978
5. Bob Baumhower	125	1st in 1977 through 14th in 1984

* active streak

In addition, his 160 consecutive games played is tied for the sixth-longest active streak in the NFL:

MOST CONSECUTIVE GAMES PLAYED, ACTIVE NFL PLAYERS

PLAYER	TEAM	POSITION	CONSECUTIVE GAMES PLAYED
1. Shane Lechler	Houston	Punter	206
2. Mike Leach	Arizona	Long Snapper	200
3. Jason Witten	Dallas	Tight End	187
4. Andy Lee	San Francisco	Punter	176
5. Eli Manning	N.Y. Giants	Quarterback	167
6. JOHN DENNEY	MIAMI	LONG SNAPPER	160
Donnie Jones	Philadelphia	Punter	160
Michael Koenen	Tampa Bay	Punter	160

2013 - Served as the long snapper all 16 games ... Named co-winner (with punter Brandon Fields) of the team's 2013 Nat Moore Community Service Award ... Recorded three special teams tackles and a fumble recovery ... Recovered a fumbled punt by Atlanta's Harry Douglas on the Falcons 19-yard line with 1:58 left in the third quarter vs. Atlanta (9/22) ... The turnover resulted in a Dolphins touchdown to tie the game at 20-20 in a contest the Dolphins went on to win 27-23.

2012 - Played in all 16 games as the long snapper ... Recorded two special teams tackles and a forced fumble ... Named to second career Pro Bowl following the season as the squad's 43rd player (coach's selection) ... Had previously been selected to the 2010 Pro Bowl ... Became the first Dolphins player to twice be selected to a Pro Bowl as a "need" player and also the first non-punting or kicking Dolphins special teams player to be twice named to an AFC Pro Bowl squad in team history.

2011 - Played in all 16 games as the long snapper ... Recorded four special teams tackles ... Posted a season-high two special teams solo tackles vs. New England (9/12) ... Had one special teams tackle at Denver (10/23) and at N.Y. Giants (10/30).

2010 - Played in all 16 games as the long snapper ... Recorded four special teams tackles ... Added to the AFC Pro Bowl team as the squad's 43rd player (coach's selection) ... Became the second Dolphins "need" player selected to a Pro Bowl team in franchise history, along with linebacker Zach Thomas in 2000 ... In addition, he also became only the second non-punting or kicking Dolphins special teams player named to an AFC Pro Bowl squad in Dolphins history, joining special teamer Larry Izzo, a 2000 selection.

2009 - Played in all 16 games as the long snapper ... Recorded seven special teams tackles ... Had three special teams tackles at Atlanta (9/13).

2008 - Played in all 16 games as the long snapper ... Recorded four special teams tackles during regular season action ... Registered one special teams tackle during the AFC Wild Card playoff game against the Ravens (1/4/09).

2007 - Played in all 16 games as the long snapper ... Contributed three tackles on the punt coverage unit.

2006 - Played in all 16 games as the long snapper ... Registered five tackles on punt coverage unit over the course of the season, in addition to a fumble recovery ... Notched two tackles and a fumble recovery in Monday night game vs. N.Y. Jets (12/25) ... Pounced on a Brad Kassell

fumbled punt at the Jets' 42 in the fourth quarter, leading to an Olindo Mare field goal eight plays later, tying the game at 10-10.

2005 - Played in all 16 games as the long snapper ... Beat out incumbent Ed Perry for the long-snapping duties following the preseason ... Was the only undrafted rookie to spend all 16 games on the team's 53-man roster ... Registered five tackles on punt coverage unit over the course of the season, including two at San Diego (12/11) ... Part of a unit that yielded just 4.9 yards per punt return, the second-best figure in the AFC and third in the NFL.

COLLEGE

Lettered three years at BYU (2002-04) ... As a defensive end, appeared in a total of 32 games, including 29 starts ... Also handled the long-snapping duties for the Cougars ... Recorded 94 tackles in his career ... As a senior, posted 27 tackles, 8.5 stops for loss, 4.5 sacks and a forced fumble as he was chosen to play in the Hula Bowl ... Amassed 42 tackles, six stops for loss and 4.5 sacks as a junior when he received Academic All-Mountain West Conference honors ... Redshirted in 2001 after transferring from Ricks Junior College in Rexburg, Idaho, where he played in 2000 ... Majored in business management.

PERSONAL

Married (Christy) with three sons, Austin, Brock and Wes, and two daughters, Gracie and Bailey ... Attended Horizon High School in Thornton, Colo., where he graduated with National Student-Athlete Honors ... Spent two years serving a Spanish-speaking Church mission to Morristown, N.J. after graduating from high school in 1997 ... Has played the violin since age five and still plays it on occasion ... Enjoys playing golf in spare time ... Has made hospital visits and participated in Hurricane Wilma relief efforts and taken part in the Miami Dolphins Foundation Golf and Fishing Tournaments ... Also has been part of "Rebuilding Together" ... Read to kids at Lee County, Fla. library ... Donated money to help purchase toys and meals for the holidays ... Worked with local schools in team's bowling, Dave & Buster's, mini-golf and go-karting events ... Helped with the inaugural Dolphins Cycling Challenge ... Handed out backpacks to South Florida youth as part of the Kids and Fins Back to School Kickoff event ... Served lunch on Valentine's Day in 2011 to the homeless ... Lists "Seinfeld" as favorite television show, "Lone Survivor" as favorite book and Jake Shimabukuro as favorite recording artist ... Growing up, his favorite sports team was the Denver Broncos ... Brother, Ryan, was a defensive end with Houston (2010) and Buffalo (2002-09), after the Bills made him a second-round draft choice in 2002 ... Full name is John S. Denney, born Dec. 13, 1978 in Denver, Colo.

JOHN DENNEY'S NFL REGULAR SEASON STATISTICS

GAMES/STARTS: 2005: 16/0, 2006: 16/0, 2007: 16/0, 2008: 16/0, 2009: 16/0, 2010: 16/0, 2011: 16/0, 2012: 16/0, 2013: 16/0, 2014: 16/0	NFL TOTALS: 160/0
---	--------------------------

JOHN DENNEY'S NFL PLAYOFF STATS STATISTICS

GAMES/STARTS: 2008: 1/0

ADDITIONAL STATS

- Special Teams Tackles:** 5 in 2005, 5 in 2006, 3 in 2007, 4 in 2008, 7 in 2009, 4 in 2010, 4 in 2011, 2 in 2012, 3 in 2013, 2 in 2014 for total of 39 (P-1).
- Special Teams Forced Fumbles:** 1 in 2012.
- Special Teams Fumble Recoveries:** 1 in 2006, 1 in 2013, 1 in 2014 for total of 3.



98 // DE EMMANUEL DIEKE

HT: 6-6 // WT: 278 // BORN: 9/23/90 // COLLEGE: GEORGIA TECH '14
ACQUIRED: FA, 2014 // NFL: FIRST SEASON // DOLPHINS: FIRST SEASON

PRO CAREER

CAREER TRANSACTIONS: Signed by the Dolphins on December 30, 2014 ... Signed to the Dolphins practice squad on December 17, 2014 ... Released off the Dolphins practice squad on November 25, 2014 ... Signed to the Dolphins practice squad on November 12, 2014 ... Released off the Dolphins practice squad on October 21, 2014 ... Signed to the Dolphins practice squad on September 30, 2014 ... Waived by the N.Y. Giants on August 28, 2014 ... Originally signed by the N.Y. Giants as an undrafted college free agent on May 13, 2014.

2014 - Spent parts of the season on the Dolphins practice squad.

COLLEGE

Four-year letterman (2010-13) and two-year starter at Georgia Tech ... Played in 49 career games with 25 starts ... Recorded 72 tackles (41 solo), five sacks, 6.5 tackles for loss, two forced fumbles and a fumble recovery ... Started all 13 games as a senior in 2013 ... Recorded a career-high 28 tackles (15 solo) and a sack ... Played in all 14 games with 12 starts as a junior in 2012 ... Recorded 24 tackles (15 solo) and two sacks ... Played in all 13 games as the top backup at defensive end as a sophomore in 2011 ... Recorded 20 tackles and two sacks ... Played in nine games, including each of the final eight games of the season, as a redshirt freshman in 2010 ... Redshirted as a true freshman in 2009 ... Majored in business administration.

PERSONAL

Attended North Clayton (Ga.) High School ... Played four seasons of football ... Was a team captain for two seasons ... Also earned three letters in basketball as a center/forward ... Is of Nigerian descent ... Began playing organized football as a 15-year old in the ninth grade ... Last name pronunciation is D-A-kay ... Full name is Emmanuel Mang Dieke, born in Jackson, Miss.

EMMANUEL DIEKE'S NFL REGULAR SEASON STATISTICS

YEAR TEAM		GP GS	TACKLES					INTERCEPTIONS					FUMBLES		
			TOT	SOLO	ASST	SK	YDS	NO	YDS	LG	TD	PD	FF	FR	YDS
2014	Miami		PRACTICE SQUAD												

PRACTICE SQUAD



78 // DE TERRENCE FEDE

HT: 6-4 // WT: 278 // BORN: 11/19/91 // COLLEGE: MARIST '14
ACQUIRED: D7, 2014 // NFL: SECOND SEASON // DOLPHINS: SECOND SEASON

PRO CAREER

CAREER TRANSACTIONS: Originally a seventh-round draft selection (234th overall) of the Dolphins in the 2014 NFL draft.

2014 - Played in 11 games as a rookie ... Was inactive for five games ... Recorded 10 tackles (eight solo) and one sack on defense ... Added a blocked punt and a kickoff return for 13 yards on special teams ... Was inactive for first three games of season vs. New England (9/7), at Buffalo (9/14) and vs. Kansas City (9/21) ... Made NFL debut at Oakland in London (9/28) and recorded one tackle ... Registered two solo tackles vs. Green Bay (10/12) ... Registered the first sack of his career bringing down fellow rookie Blake Bortles for a loss of four yards at Jacksonville (10/26) ... Posted two tackles vs. San Diego (11/2) ... Was inactive for games at Detroit (11/9) and vs. Buffalo (11/13) ... Blocked a punt in the end zone which resulted in a safety with 41 seconds remaining in regulation vs. Minnesota (12/21), giving Miami a two point lead that would hold untill the end of the game ... The Dolphins became the first team in NFL history to produce a go-ahead safety in final minute of fourth quarter ... Registered a kickoff return for 13 yards in season finale vs. N.Y. Jets (12/28).

COLLEGE

Four-year letterman (2009, 2011-13) and three-year starter at Marist ... Became the first player from his school to be selected in the NFL draft ... Played in 41 career games with 34 starts ... Recorded career totals of 215 tackles (91 solo), 47 tackles for loss, 12 passes defended, three fumble recoveries and two forced fumbles ... Holds school's career sack record with 30.5 ... Also blocked three field goals ... Started all 11 games as a senior in 2013 ... Named to the Walter Camp FCS All-America Team as well as first team All-America selection by The Sports Network ... Finished sixth nationally in the voting for the Buck Buchanan Award, which is presented to the best defensive player in the FCS ... Named Pioneer Football League Defensive Player of the Year ... Recorded 59 tackles (30 solo), 18 tackles for loss and a forced fumble ... Set school's single-season record with 13 sacks ... Started all 11 games as a junior in 2012 ... Named first-team All-PFL ... Recorded 63 tackles (28 solo), one fumble recovery and a blocked field goal ... Led team with nine sacks and 12.5 tackles for loss ... Was named PFL Defensive Player of the Week after recording three sacks and a blocked field goal at Campbell ... Started all 11 games as a sophomore in 2011 ... Named second-team All-PFL ... Recorded 72 tackles (27 solo), a forced fumble, a fumble recovery, a blocked kick and two pass break-ups ... Led team with 8.5 sacks and 16 tackles for loss ... Did not play in 2010 ... Played in eight games with one start as a freshman in 2009 ... Recorded 21 tackles (six solo) and three passes defended ... Majored in business and marketing.

PERSONAL

Attended Nyack (N.Y.) High School ... Earned four letters in both football and basketball ... Named first-team All-State in football in addition to earning All-Section, All-County and All-League honors ... Born November 19, 1991.

TERRENCE FEDE'S NFL REGULAR SEASON STATISTICS

YEAR	TEAM	GP	GS	TACKLES					INTERCEPTIONS					FUMBLES		
				TOT	SOLO	ASST	SK	YDS	NO	YDS	LG	TD	PD	FF	FR	YDS
2014	Miami	11	0	10	8	2	1.0	5.0	0	0	-	0	0	0	0	0

ADDITIONAL STATISTICS

Kickoff Returns: 1 for 13 yards in 2014.

Safeties: 1 in 2014.

Blocked Kicks: 1 blocked punt in 2014.



2 // P

BRANDON
FIELDS

HT: 6-5 // WT: 249 // BORN: 5/21/84 // COLLEGE: MICHIGAN STATE '07
ACQUIRED: D7B, 2007 // NFL: NINTH SEASON // DOLPHINS: NINTH SEASON

PRO CAREER

CAREER PRO BOWL SELECTIONS: 1 (2013)

CAREER TRANSACTIONS: Originally was the second of three seventh-round draft selections (225th overall) of the Dolphins in the 2007 NFL Draft, with a pick obtained from St. Louis as compensation for signing P Donnie Jones as a restricted free agent.

2014 - Saw action in all 16 games ... Finished with 58 punts for 2,688 yards, an average of 46.3 yards per punt, and a net of 38.6 yards ... Placed 21 punts inside the 20-yard line ... Punted two times for 100 yards with an average of 50.0 and a net of 42.5 vs. New England (9/7) ... Had a 47.0 net average vs. San Diego (11/2), also had two punts inside the 20 ... Had four punts for 188 yards, a net average of 43.0 and one inside the 20 at Detroit (11/9) ... Posted a net average of 50.5 yards per punt, his highest net average of the season, at N.Y. Jets (12/1) ... Punted five times for 257 yards with a net average of 45.8 vs. Baltimore (12/7) ...

AMONG ALL-TIME NFL PUNTING LEADERS: Fields' career punting average of 46.8 yards per kick is the fourth-highest career average in NFL history (minimum 250 punts), surpassed only by Shane Lechler (2000-14), who has a career average of 47.5 yards per punt, and Bryan Anger (2012-14) and Thomas Morstead (2009-14), who both have a career average of 47.0 yards per punt:

NFL'S ALL-TIME CAREER GROSS PUNTING AVERAGE LEADERS

PLAYER	TEAM	YEARS	GAMES	PUNTS	YARDS	AVG.
1. Shane Lechler	Oak., Hou.	2000-14	238	1,185	56,251	47.5
2. Bryan Anger	Jack.	2012-14	48	280	13,155	47.0
2. Thomas Morstead	N.O.	2009-14	96	354	16,626	47.0
4. BRANDON FIELDS	MIA.	2007-14	128	594	27,780	46.8
5. Andy Lee	S.F.	2004-14	176	941	43,468	46.2

AMONG TEAM PUNTING LEADERS: Fields holds team records for gross punting average for a career (46.8 yards), a single season (50.2 yards in 2012) and a single game (58.8 on Sept. 23, 2012):

DOLPHINS ALL-TIME PUNTING LEADERS							
CAREER GROSS AVERAGE							
PLAYER	YEARS	NO.	YARDS	GROSS AVG.	TB	IN 20	LG
1. BRANDON FIELDS	2007-14	594	27,780	46.8	49	205	74
2. Reggie Roby	1983-92	555	24,036	43.3	69	165	77
3. Matt Turk	2000-04	339	13,910	41.0	38	105	77
4. Larry Seiple	1967-77	633	25,347	40.0	N/A	N/A	73
SINGLE-SEASON GROSS AVERAGE							
PLAYER	YEARS	NO.	YARDS	GROSS AVG.	TB	IN 20	LG
1. BRANDON FIELDS	2012	74	3,715	50.2	9	29	67
2. BRANDON FIELDS	2011	78	3,810	48.85	7	32	70
BRANDON FIELDS	2013	85	4,150	48.82	7	33	74
4. BRANDON FIELDS	2014	58	2,688	46.345	3	21	60
John Kidd	1996	78	3,611	46.295	11	26	63
BRANDON FIELDS	2009	75	3,472	46.293	6	25	66
SINGLE-GAME GROSS AVERAGE							
PLAYER	DATE, OPP.	NO.	YARDS	GROSS AVG.	TB	IN 20	LG
1. B. FIELDS	9/23/12 VS. NYJ	4	235	58.8	1	0	62
2. R. Roby	9/28/86 vs. S.F.	4	234	58.5	N/A	N/A	N/A
3. B. FIELDS	12/12/10 AT NYJ	10	564	56.4	0	1	69
4. B. FIELDS	12/4/11 VS. OAK.	4	222	55.5	2	1	66
5. John Kidd	10/27/96 vs. Dall.	5	272	54.4	0	2	63

2013 - Saw action in all 16 games ... Finished with 85 punts for 4,150 yards, an average of 48.8 yards per punt, and a net of 42.4 yards ... Placed 33 punts inside the 20-yard line ... Ranked second in the NFL in punting average and first in the AFC and second in the NFL in net punting ... Had 10 punts for 501 yards, an average of 50.1 yards per kick with a net of 46.1 yards and a long of 74 yards at Buffalo (12/22), with six of his 10 punts downed inside the 20-yard line ... Had punts of 74 and 67 yards in the game ... His 74-yard punt was the longest punt of his career and the third-longest punt in Dolphins history, behind only a 77-yard punt by Reggie Roby on Nov. 29, 1987 at Buffalo and a 77-yard punt by Matt Turk on Nov. 25, 2001 at Buffalo ... Fields' six punts downed inside the 20-yard line against the Bills were the most by a Dolphins punter since 1976, when inside 20-yard line punt records were first kept ... Had eight punts for 420 yards for an average of 52.5 yards per kick vs. Baltimore (10/6), with three punts downed inside the 20-yard line ... Was selected as the Dolphins' nominee for the 2013 Walter Payton NFL Man of the Year Award ...

PRO BOWL: Earned first-career Pro Bowl recognition following 2013 season ... Joined Reggie Roby (1984, 1989) as the only two Dolphins punters ever to be selected to the Pro Bowl ...

COMMUNITY SERVICE AWARD: Named co-winner (with long snapper John Denney) of the team's 2013 Nat Moore Community Service Award ... Had previously won the award in 2012 and was co-winner (with kicker Dan Carpenter) in 2011 ... He is the only player in team history to win or share the award for three consecutive seasons (2011-13) and joined linebacker John Offerdahl (1989-90 and 1993) and safety Shawn Wooden (1997, 1999 (shared with fellow defensive backs) and 2003).

2012 - Saw action in all 16 games ... Recorded 74 punts for 3,715 yards, an average of 50.2 yards per punt, and a net of 41.2 yards per punt ... Ranked first in the AFC and in the NFL in gross punting average ... Had six punts for 319 yards, an average of 53.2 yards per kick, with a net of 43.5 yards vs. Oakland (9/16) and was part of a special teams unit that kept the Raiders starting their first ten drives of the game from their own 20-yard line or worse ... Had four punts for 235 yards, an average of 58.8 yards per punt with a net of 42.5 yards and a long punt of 62 yards vs. N.Y. Jets (9/23) ... His average of 58.8 yards per punt is the highest single-game average (minimum four punts) in Dolphins history, surpassing the previous team record of 58.5 yards per punt set by Reggie Roby on Sept. 28, 1986 vs. San Francisco (four punts for 234 yards) ... Booted six punts for 323 yards, an average of 53.8 yards per punt with a net of 50.3 yards vs.

St. Louis (10/14) ... Had four punts for 213 yards, an average of 53.3 yards per punt, with a net of 46 yards along with two punts downed inside the 20-yard line at Indianapolis (11/4) ... Earned the team's Nat Moore Community Service Award for the second consecutive season (shared with kicker Dan Carpenter in 2011) ...

AMONG ALL-TIME NFL PUNTING LEADERS: Fields' average of 50.2 yards per punt in 2012 is the fifth-highest single-season punting average in NFL history:

NFL'S ALL-TIME SINGLE-SEASON PUNTING AVERAGE LEADERS						
PLAYER	TEAM	YEAR	GAMES	PUNTS	YARDS	GROSS AVG.
1. Sammy Baugh	Wash.	1940	11	35	1,799	51.4
2. Shane Lechler	Oak.	2009	16	96	4,909	51.1
3. Andy Lee	S.F.	2011	16	78	3,970	50.9
4. Shane Lechler	Oak.	2011	16	78	3,960	50.8
5. BRANDON FIELDS	MIA.	2012	16	74	3,715	50.2

In addition, Fields' average of 58.8 yards per punt (four punts for 235 yards) vs. N.Y. Jets (9/23) is the eighth-highest single-game average (minimum four punts) in NFL history:

HIGHEST GROSS PUNTING AVG. IN A GAME IN NFL HISTORY					
PLAYER	TEAM	DATE, OPP.	NO.	YARDS	AVG.
1. Jon Ryan	Seattle	10/14/12 vs. N.E.	4	240	60.0
2. Andy Lee	San Fran.	9/11/11 vs. Sea	5	298	59.6
3. Darren Bennett	San Diego	10/1/95 at Pitt.	4	238	59.5
Mike Scifres	San Diego	10/17/10 at StL.	6	357	59.5
5. Greg Montgomery	Houston	12/27/92 vs. Buff.	5	296	59.2
6. Shane Lechler	Oakland	12/24/05 at Den.	5	295	59.0
7. Shane Lechler	Houston	11/10/13 vs. Ariz.	7	412	58.9
8. BRANDON FIELDS	MIAMI	9/23/12 VS. N.Y. JETS	4	235	58.8
9. Reggie Roby	Miami	9/28/86 vs. S.F.	4	234	58.5
10. Rohn Stark	Indianapolis	9/13/92 vs. Hou.	4	233	58.3
Tress Way	Washington	9/25/14 vs. N.Y. Giants	4	233	58.3

AMONG NFL PUNTING LEADERS IN 2012: Fields' gross average of 50.2 yards per punt led the NFL in 2012:

2012 NFL PUNTING AVERAGE LEADERS							
PLAYER	TEAM	NO.	YARDS	GROSS AVG.	TB	IN 20	LG
1. BRANDON FIELDS	MIAMI	74	3,715	50.2	9	29	67
2. Thomas Morstead	N.O.	74	3,707	50.1	6	20	70
3. Mike Scifres	S.D.	81	3,914	48.3	7	30	66
4. Pat McAfee	Ind.	73	3,520	48.2	8	26	64
5. Andy Lee	S.F.	67	3,226	48.1	4	36	66

2011 - Saw action in all 16 games ... Recorded 78 punts for 3,810 yards, an average of 48.8 yards per punt (with a net of 41.1 yards), including 32 kicks inside the 20-yard line ... Ranked second in the AFC and third in the NFL in punting average ... Named co-winner (shared with kicker Dan Carpenter) of the team's Nat Moore Community Service Award ... Had three punts for 181 yards vs. Houston (9/18), an average of 60.3 yards per punt, including a punt of 70 yards ... Had three kicks for 151 yards at Cleveland (9/25), an average of 50.3 yards per kick, including two punts downed at the Cleveland eight and two-yard lines ... Had four punts for 222 yards vs. Oakland (12/4), an average of 55.5 yards per punt, including a long punt of 66 yards ... Had six punts for 321 yards vs. Philadelphia (12/11), an average of 53.5 yards per punt, including a long of 59 yards ... When he had his only punt go for 49 yards vs. Washington (11/13) it ended a 20-game streak with at least one punt of 50 or more yards.

2010 - Saw action in all 16 games ... Recorded 73 punts for 3,369 yards, an average of 46.2 yards per punt (and a net of 37.8 yards), with 31 punts inside the 20-yard line ... Ranked third in the AFC and fifth in the NFL in gross punting average ... Dropped a punt at the Bills' one-yard line with two minutes left at Buffalo (9/12), which helped seal a 13-10 victory ... Had six

punts for 242 yards at Minnesota (9/19), an average of 40.3 yards per kick, with four of those punts pinning the Vikings inside the 20-yard line ... Booted three punts for 138 yards vs. N.Y. Jets (9/26), an average of 46.0 yards per kick, with all three punts inside the 20-yard line ... One of those kicks was a 68-yard punt ... Had three punts for 145 yards vs. Pittsburgh (10/24), an average of 48.3 yards per kick, including a 66-yard punt ... Booted four punts for 196 yards at Cincinnati (10/31), an average of 49.0 yards per punt, with a long of 55 yards ... Had seven punts for 348 yards, an average of 49.7 yards per kick, with a long of 61 yards vs. Cleveland (12/5) ... Played a key role in an inclement weather/field position game with ten punts for 564 yards, an average of 56.4 yards per punt with a net average of 49.6 yards, in the Dolphins' 10-6 win at N.Y. Jets (12/12) ... His punts went 53, 61, 38, 62, 49, 62, 69, 56, 56, and 58 yards and dramatically changed the field position ... His 69-yard punt was his longest of the season ...

AMONG ALL-TIME NFL PUNTING LEADERS: Fields' 564 gross punting yards against the N.Y. Jets (12/12) is the highest single-game total in team history and the third-highest single-game total in the NFL since 1950:

MOST GROSS PUNTING YARDS IN A GAME IN NFL HISTORY					
PLAYER	TEAM	DATE, OPP.	NO.	AVG.	YARDS
1. Leo Araguz	Oakland	10/11/98 vs. S.D.	16	44.3	709
2. Bob Scarpitto	Denver	9/10/67 at Oak.	12	47.1	565
3. BRANDON FIELDS	MIAMI	12/12/10 AT NYJ	10	56.4	564
4. Rick Tuten	Seattle	11/28/93 vs. Den	12	46.6	559
5. Kevin Huber	Cincinnati	10/19/14 at Ind.	11	50.7	558

2009 - Saw action in all 16 regular season games ... On the season had 75 punts for 3,472 yards, an average of 46.3 yards per punt (and a net of 39.8 yards), with 25 punts inside the 20-yard line ... Finished third in the AFC and sixth in the NFL in gross punting and was fourth in the AFC and eighth in the NFL in net punting ... Had four punts for 199 yards, an average of 49.8 yards per punt, vs. N.Y. Jets (10/12) ... Punted six times for 280 yards, an average of 46.7 yards per punt, with two punts inside the 20-yard line vs. New Orleans (10/25) ... Recorded seven punts for 362 yards, an average of 51.7 yards per kick, with one punt inside the 20-yard line at N.Y. Jets (11/1) ... Had punts of 66 and 59 yards in the first quarter of that Jets contest with the Dolphins deep in their territory to help keep the game scoreless in that period ... Booted six punts for 273 yards, an average of 45.5 yards per punt, including a 62-yard kick, with three punts inside the twenty vs. Tampa Bay (11/15) ... Punted six times for 301 yards, an average of 50.2 yards per kick, at Carolina (11/19) ... Had three punts for 159 yards, an average of 53.0 yards per kick at Tennessee (12/20).

2008 - Saw action in all 16 regular season games ... Recorded 74 punts for 3,249 yards, an average of 43.9 yards per punt with 24 kicks inside the 20-yard line ... Punted four times for 189 yards, an average of 47.3 yards per kick, with two punts inside the 20-yard line at New England (9/21) ... Punted three times for 163 yards, an average of 54.3 yards per punt vs. Baltimore (10/19) ... Had five punts for 229 yards, an average of 45.8 yards per punt, with two punts inside the 20-yard line at Denver (11/2) ... One of his punts in that contest was for a season-long 71 yards ... It was the longest punt since Matt Turk had a 77-yard punt at Buffalo on Nov. 25, 2001 ... Over a six game stretch (Games 9-14) he had nine punts inside the 20-yard line with no touchbacks ... Had three of his five punts land inside the 20-yard line with no touchbacks vs. San Francisco (12/14) ... Booted three punts for 132 yards, an average of 44.0, including a long of 56 yards while landing one punt inside the 20-yard line in AFC Wild Card game against Baltimore (1/4/09).

2007 - Saw action in all 16 regular season games ... Recorded 77 punts for a 43.2-yard average with a long of 61, 10 inside the 20, six touchbacks and a net of 36.6 ... Of his 77 punts, 21 went 50 yards or longer ... Became the first rookie to punt in a game for the Dolphins since Brent Bartholomew appeared in the first two games of 1999 ... Was the first Dolphins rookie to handle the punting chores on a full-time basis since Reggie Roby in 1983 ... Fields' gross average ranked seventh in the AFC and led the four rookie punters in the NFL in 2007 ... Had two games with a gross average of 50.0-plus yards; vs. Buffalo (11/11) when he put together a 51.2-yard mark on five punts and vs. N.Y. Jets (12/2) when he had a 51.0-yard mark on three punts ... Season-long punt of 61 yards came in the Jets game ... Had a net average of 40.0 or better four times, including a high of 45.8 vs. New England (10/21) ... Had a season-high 10 punts at New England (12/23) when he put together a gross average of 44.6 and a net of 39.1 ... In fact, over the final five games of the year, claimed a net average of 38.6, more than three yards better than his 35.3 mark over the first 11 contests.

COLLEGE

Was a four-year letterman at Michigan State (2003-06) ... Averaged 45.0 yards per punt in his career ... Totaled 57 punts inside the 20, 24 touchbacks and a long of 79 ... Put together a 43.3-yard average on 57 punts, with 16 inside the 20, six touchbacks and a long of 73 as a senior ... Handled the kickoff duties for the first four games of his junior season, when he earned Academic All-Big Ten Honors for the third year in a row ... Amassed his highest average as a sophomore in 2004 when he punted 50 times for a 47.9-yard norm, a figure which led the NCAA that year ... Was a first-team All-America selection from several media outlets, including the Associated Press ... Also was a finalist for the Ray Guy Award, given to the nation's top punter ... Was a first-team Freshman All-America pick by The Sporting News in 2003 when he averaged 46.4 yards on 62 punts with a career-high 17 punts inside the 20 and career-long 79 yard punt ... Average led the Big Ten and ranked second nationally ... Earned Big Ten Special Teams Player of the week honors on three occasions ... Earned degree in kinesiology in May of 2006 and began work on his master's degree during his senior season.

PERSONAL

Married (Katie) ... Couple has a daughter, Skyler (12/13/13) ... Attended St. John's High School in Toledo, Ohio ... Was a first-team all-state pick as a punter his senior year while also handling the kickoff duties ... Lettered in basketball as well ... Created the Brandon and Katie Fields Youth Fitness Fund, which hosts camps in Broward, Miami-Dade and Palm Beach counties in Florida as well as in Toledo, Ohio ... Along with his wife, they host the annual "Fields Fit Fest" event which included five stations covering fitness related activities including yoga, dancing, circuit training and a relay race of games as part of the Brandon Fields Youth Sports Festival, which benefits his foundation ... Son of Dr. David and Connie Fields ... Father played basketball at Northwestern University ... Ultimate goal is to open a brewery once his football career has concluded ... His wife, father, brother, two uncles and five cousins are all chiropractors ... His wife, Katie, graduated in August, 2011, with her degree in chiropractic medicine from Palmer College of Chiropractic in Port Orange, Fla., and is currently practicing in Cooper City, Fla. ... Lists "300" as favorite movie, "Sons of Anarchy" as favorite television show, "Gates of Fire" as favorite book and Sevendust as favorite musical group ... Participated in the Miami Dolphins Foundation Fishing and Golf Tournaments as well as the team's annual turkey giveaway and the "Lift Up America Food Giveaway" event ... Worked with local schools in team's bowling, laser tag, Dave & Buster's, mini-golf and go-karting events ... Made an NFL Play 60 school visit ... Donated money to help purchase toys and meals for the holidays ... Helped with the inaugural Dolphins Cycling Challenge ... Visited the Joe DiMaggio Children's Hospital and Broward Health during the holiday seasons ... Helped serve food to the Homeless on Valentine's Day and Good Friday ... Full name is Brandon David Fields, born May 21, 1984 in Southfield, Mich.

BRANDON FIELDS' NFL REGULAR SEASON STATISTICS

YEAR	TEAM	GP	NO.	YDS.	AVG.	OPP. RET.	YDS.	NET	TB	IN20	LG	BK
2007	Miami	16	77	3,327	43.2	39	387	36.6	6	10	61	0
2008	Miami	16	74	3,249	43.9	37	485	35.5	7	24	71	0
2009	Miami	16	75	3,472	46.3	43	369	39.8	6	25	66	0
2010	Miami	16	73	3,369	46.2	43	454	37.8	4	31	69	2
2011	Miami	16	78	3,810	48.8	47	463	41.1	7	32	69	0
2012	Miami	16	74	3,715	50.2	43	484	41.2	9	29	67	0
2013	Miami	16	85	4,150	48.8	42	407	42.4	7	33	74	0
2014	Miami	16	58	2,688	46.3	36	349	38.6	3	21	60	1
NFL TOTALS		128	594	27,780	46.8	330	3398	39.2	49	205	74	3

BRANDON FIELDS' NFL PLAYOFF STATISTICS

YEAR	TEAM	GP	NO.	YDS.	AVG.	OPP. RET.	YDS.	NET	TB	IN20	LG	BK
2008	Miami	1	3	132	44.0	2	10	37.0	0	1	56	0

ADDITIONAL STATS

Special Teams Tackles: 1 in 2007, 2 in 2009, 4 in 2010, 3 in 2012, 2 in 2013 for total of 12.

Rushing: 1 for 0 yards in 2008; 1 for 0 yards in 2012; 1 for 0 yards in 2013 for total of 3 for 0 yards.

Passing: 0 for 1 in 2012.

SINGLE-GAME HIGHS

Punts:	10 at New England, 12/23/07 10 at N.Y. Jets, 12/12/10 10 at Buffalo, 12/22/13 8 vs. Denver, 10/23/11 8 vs. Baltimore, 10/6/13 8 vs. Cincinnati, 10/31/13
Gross Punting Yards:	564 at N.Y. Jets, 12/12/10 501 at Buffalo, 12/22/13 446 at New England, 12/23/07 420 vs. Baltimore, 10/6/13 397 vs. Denver, 10/23/11
Gross Punting Avg.: (Min. 4 punts)	58.8 vs. N.Y. Jets, 9/23/12 56.4 at N.Y. Jets, 12/12/10 55.5 vs. Oakland, 12/4/11 54.0 at Cleveland, 9/8/13 54.0 at N.Y. Jets, 12/1/14
Longest Punts:	74 at Buffalo, 12/22/13 71 at Denver, 11/2/08 70 vs. Houston, 9/18/11 69 at N.Y. Jets, 12/12/10 68 vs. N.Y. Jets, 9/26/10
Inside The 20:	6 at Buffalo, 12/22/13 5 at Buffalo, 11/20/11 4 Seven times (last: vs. Carolina, 11/24/13)



74 // T

**JASON
FOX**

HT: 6-6 // WT: 310 // BORN: 5/2/88 // COLLEGE: MIAMI (FLA.) '10
ACQUIRED: UFA, 2014 (DET.) // NFL: SIXTH SEASON // DOLPHINS: SECOND SEASON

PRO CAREER

CAREER TRANSACTIONS: Re-signed by the Dolphins on March 10, 2015 ... Signed by the Dolphins as an unrestricted free agent from Detroit on April 2, 2014 ... Re-signed by Detroit on April 15, 2013 ... Placed on injured reserve with Detroit on November 11, 2011 ... Originally was a fourth-round selection (128th overall) of Detroit in the 2010 NFL draft.

2014 - Played in nine games with two starts for Miami ... Inactive for seven games ... Winner of the 2014 Nat Moore Community Service Award ... Saw his first action with Dolphins vs. Kansas City (9/21) ... Saw extensive action at left tackle at Denver (11/23), following injury to Ja'Wuan James and helped protect QB Ryan Tannehill on his way to throwing three touchdowns ... Started at right tackle vs. Minnesota (12/21), helping Miami's offense set a single-game franchise record with 36 first downs ... Started at right tackle vs. N.Y. Jets (12/28).

2013 - Played in eight games with three starts for Detroit ... Inactive for six games and dressed but did not play in two contests ... Opened the season as the team's starting right tackle vs. Minnesota (9/8) ... Inactive for next three games ... Returned to action and started at right tackle at Green Bay (10/6).

2012 - Played in one game ... Was inactive for 15 games.

2011 - Was inactive for the first eight games of that season ... Placed on injured reserve on November 11 and missed remainder of the season.

2010 - Played in four games as a rookie ... Made NFL debut on special teams vs. Green Bay (12/12) ... Saw significant playing time on offense vs. Minnesota (1/2/11) in season finale after T Corey Hilliard left game due to injury.

COLLEGE

Four-year starter (2006-09) at Miami, Fla ... Started 47 games, ranking third in school history among offensive linemen behind the 48 by Mike Sullivan (1987-90) and Richard Mercier (1995-96, 98-99) ... The only Hurricanes with more starts were safety Ed Reed (48, 1998-2001) and defensive tackle William Joseph (50, 1999-2002) ... Started 39 career games at left tackle and eight at right tackle ... Named a first-team All-Atlantic Coast Conference and honorable mention Associated Press All-American as a senior in 2009 ... Served as a team captain ... Was twice named ACC Offensive Lineman of the Week ... Helped Hurricanes' offense rack up 4,549 yards (3,056 passing, 1,493 rushing), which was the most since 2004 (4,593 yards) ... Played in 13 games with 12 starts as a junior in 2008 ... Scored a five-yard rushing touchdown on a tackle throwback play vs. Florida State ... Started at left tackle as a sophomore in 2007 ... Moved from the right side during spring practice ... Started 12 games (eight at RT and four at LT) as a freshman in 2006 ... Did not allow a sack ... Named first-team Freshman All-America by CollegeFootballNews.com and second team by The Sporting News and Rivals.com ... Selected to The Sporting News ACC All-Freshman team ... Named the school's Offensive Rookie of the Year ... Selected to the 2006 ACC Academic Football Team ... Graduated with a degree in marketing.

PERSONAL

Attended North Crowley High School in Fort Worth, Texas ... Saw action as a tight end and played offensive line and defensive end as a senior in 2005 ... Played tight end as a junior in 2004 ... Caught seven passes for 95 yards... Born on May 2, 1988 in Fort Worth, Texas.

JASON FOX'S NFL REGULAR SEASON STATISTICS

GAMES/STARTS: 2010: 4/0; 2011: Inactive; 2012: 1/0; 2013: 8/3; 2014: 9/2	NFL TOTALS: 22/5
--	------------------

TRADING PLACES

When the National Football League rescheduled the Dolphins' home game against the Kansas City Chiefs in 2005 to Friday, October 21 because of the impending arrival of Hurricane Wilma, it was not the first time the club had to change a contest's date or venue for a variety of reasons. In fact, that marked the third straight year and fourth time in five seasons this occurred.

Since 1990, the Dolphins have had to alter the date or venue of a game six times, and the Dolphins are 3-3 in such games. The following are games in which the Dolphins have either had to change a date or site on short notice since 1990:

Original Date, Venue	Opp.	New Date, Venue	Reason	Result
9/7/92, Joe Robbie Stadium	N.E.	10/18/92, JRS	Hurricane Andrew	Dolphins, 38-17
10/26/97, Pro Player Stadium	Chi.	10/27/97, PPS	World Series	Bears, 36-33, OT
9/16/01, Pro Player Stadium	Buff.	1/6/02, PPS	9/11	Dolphins, 34-7
10/27/03, Qualcomm Stadium	S.D.	10/27/03, Sun Devil	California Wildfires	Dolphins, 26-10
9/12/04, Pro Player Stadium	Tenn.	9/11/04, PPS	Hurricane Ivan	Titans, 17-7
10/23/05, Dolphins Stadium	K.C.	10/21/05, DS	Hurricane Wilma	Chiefs, 30-20



96 // DT A.J. FRANCIS

HT: 6-5 // WT: 330 // BORN: 5/7/90 // COLLEGE: MARYLAND '13
ACQUIRED: FA, 2013 // NFL: FIRST SEASON // DOLPHINS: FIRST SEASON

PRO CAREER

CAREER TRANSACTIONS: Re-signed by the Dolphins on March 7, 2015 ... Signed by the Dolphins off New England's practice squad on November 26, 2013 ... Signed by New England to its practice squad on September 10, 2013 ... Waived by New England on September 7, 2013 ... Awarded to New England off waivers from the Dolphins on September 1, 2013 ... Waived by the Dolphins on August 31, 2013 ... Signed by the Dolphins on May 3, 2013 ... Originally signed by the Dolphins as an undrafted college free agent on May 5, 2013.

2014 - Placed on injured reserve on Aug. 26 and missed entire regular season.

2013 - Was inactive for the final five games of the season for Miami as a rookie.

COLLEGE

Four-year letterman (2009-12) at Maryland ... Played in 49 career games with 35 starts ... Recorded career totals of 149 tackles, 19.5 tackles for a loss, 9.5 sacks, one forced fumble, four fumble recoveries, seven passes defended and three blocked kicks ... Started all 12 games at defensive end as a senior in 2012 ... Recorded 42 tackles, 8.5 tackles for loss, 3.5 sacks and five passes defended ... Posted an assisted sack, a fumble recovery and a blocked field goal attempt with just over eight minutes left in the fourth quarter to help preserve win vs. Temple ... Played in all 12 games with four starts as a junior in 2011 ... Recorded 31 tackles, three tackles for loss, two sacks and a fumble recovery ... Earned Academic All-ACC honors ... Played in all 13 games with nine starts as a sophomore in 2010 ... Earned Academic All-ACC honors ... Recorded 44 tackles, seven tackles for loss and 2.5 sacks ... Played in 12 games with ten starts at nose tackles as a redshirt freshman in 2009 ... Earned Academic All-ACC honors ... Was an honorable mention freshman All-America choice as well as a freshman All-ACC selection ... Recorded 31 tackles, 15 tackles for loss and one sack ... Registered first career sack vs. Rutgers ... Redshirted in 2008 ... Holds degree in government and politics.

PERSONAL

Attended Gonzaga College High School in Washington, D.C ... Was a three-year starter at defensive tackle and two-year starter at offensive tackle ... Enjoys writing poetry and music ... Took part in high school's spring musical each year ... Volunteered with S.O.M.E (So Others May Eat), which helped feed homeless people in Washington, D.C ... Had a long commute during high school, traveling nearly 30 miles one way ... Was a recipient of the LeFrak Scholarship ... Also lettered in basketball ... On April 30, 2103, at an early birthday party and just one hour after accepting the Dolphins' free agent contract offer, A.J. successfully proposed to Tatiana Uruburo, his girlfriend for more than two years ... Growing up was a fan of the Phoenix Suns and Charles Barkley ... Lists "Life" as favorite movie, "Sons of Anarchy" as favorite television show, "Batman: No Man's Land" as favorite book and Jay-Z as favorite recording artist ... Volunteered at the Dolphins' team service project at Dave & Buster's ... Spent part of this past offseason as an Uber driver ... Full name is Anthony Joseph Francis, born May 7, 1990 in Washington, D.C.

A.J. FRANCIS' NFL REGULAR SEASON STATISTICS

YEAR	TEAM	GP	GS	TACKLES					INTERCEPTIONS					FUMBLES		
				TOT	SOLO	ASST	SK	YDS	NO	YDS	LG	TD	PD	FF	FR	YDS
2013	Miami			INACTIVE												
2014	Miami			INJURED RESERVE												



5 // QB

JOSH
FREEMAN

HT: 6-6 // WT: 248 // BORN: 1/13/88 // COLLEGE: KANSAS STATE '09
ACQUIRED: FA, 2015 // NFL: SIXTH SEASON // DOLPHINS: FIRST SEASON

PRO CAREER

CAREER TRANSACTIONS - Signed by the Dolphins as a free agent on March 11, 2015 ... Released by the N.Y. Giants on May 30, 2014 ... Signed by the N.Y. Giants on April 21, 2014 ... Signed by Minnesota on October 7, 2013 ... Released by Tampa Bay on October 3, 2013 ... Originally a first-round draft selection (17th overall) by Tampa Bay in the 2009 NFL draft.

2014 - Spent part of offseason with the N.Y. Giants ... Released before start of season.

2013 - Played in and started four games with the Buccaneers and Vikings ... Finished 63-of-147 (42.9 percent) for 761 yards with two touchdowns and four interceptions for a 52.6 passer rating ... Added five rushes for 20 yards ... Started the first three games of the season with Tampa Bay ... Threw a touchdown on 15-of-31 passes for 210 yards in the season opener at N.Y. Jets (9/8) ... Had a season-high 236 passing yards on 19-of-41 passes at New England (9/22) ... Released by Tampa Bay on October 3 and signed with Minnesota on Oct. 7 ... Made one start with the Vikings ... Threw for 190 yards on 20-of-53 passes with an interception at N.Y. Giants (10/21).

2012 - Started 16 games for Tampa Bay ... Named a team captain for the 2012 season ... Finished 306-of-558 (54.8 percent) for 4,065 yards with 27 touchdowns and 17 interceptions for a 81.6 passer rating ... Added 39 rushes for 139 yards ... Hit on 15-of-26 passes for 328 yards, three touchdowns and one interception for a 124.7 passer rating vs. Kansas City (10/14) ... Recorded a season-high 420 yards passing vs. New Orleans (10/21) ... Finished 19-of-36 for 262 yards passing, three touchdowns and no interceptions at Minnesota (10/25) ... Became the first Buccaneers quarterback in franchise history to throw three or more TD passes in three consecutive games ... Threw for 247 yards and two touchdowns with no interceptions while completing 18 of 30 attempts for a passer rating of 108.6 at Oakland (11/4) ... It was his fourth consecutive game with a rating over 100 ... Became the first quarterback in team history to record a passer rating of over 100 in five consecutive games when he threw for two touchdowns and no interceptions for a 137.5 rating vs. San Diego (11/11) ... Helped engineer the tenth fourth-quarter/OT comeback victory of his career, rallying the Buccaneers from a 21-10 fourth-quarter deficit to win 27-21 in overtime at Carolina (11/11).

2011 - Started 15 games ... Named a team captain ... Finished with 346-of-551 completions (62.8 percent) for 3,592 yards with 16 touchdowns and 22 interceptions for a 74.6 passer rating ... Added 55 rushes for 238 yards and four TDs ... Recorded a season-high 28 completions on 43 attempts for 259 yards in the season opener vs. Detroit (9/11) ...

Engineered the eighth fourth-quarter/OT comeback win of his career at Minnesota (9/18), where he led the team to victory from a 17-point deficit, tying for the second-largest comeback in team history ... Recorded the first rushing touchdown of his career vs. Atlanta (9/25) ... Threw for 287 yards on 39 attempts and 25 completions, while adding one touchdown passing and another rushing, vs. Indianapolis (10/3) ... Recorded the second 300-yard passing performance of his career vs. New Orleans (10/16), finishing with 23 completions on 41 attempts for 303 yards and two TDs, including a season-long 65-yard pass ... Finished 27-of-37 for 281 yards and one TD for a rating of 103.5 at New Orleans (11/6) ... Threw for 342 yards and two TDs at Green Bay (11/20) ... Recorded his third rushing touchdown of the season on a 13-yard scramble at Jacksonville (12/11) ... Finished 28-of-38 for 274 yards, including one touchdown passing and one touchdown rushing, at Carolina (12/24).

2010 - Started all 16 games ... Finished 291-of-474 (61.4 percent) for 3,451 yards with 25 touchdowns and six interceptions for a 95.9 passer rating ... Added 68 rushes for 364 yards ... Completed more than 60-percent of his pass attempts in 10 of his 16 starts ... Hit on 20-of-33 passes for a season-high 280 yards at Cincinnati (10/10) ... Threw a season-high five touchdown passes on 21-of-26 passes for 237 yards vs. Seattle (12/26) ... Completed 80.8 percent of his passes (21-of-26) for 255 yards with two TDs in the season finale at New Orleans (1/2/11).

2009 - Played in 10 games with nine starts as a rookie ... Finished 158-of-290 (54.5 percent) for 1,855 yards with 10 touchdowns and 18 interceptions for a 59.8 passer rating ... Added 30 rushes for 161 yards ... Made NFL debut in reserve role vs. New England (10/25) and completed two-of-four passes for 16 yards ... Recorded first NFL start vs. Green Bay (11/8) and threw for three touchdowns and 251 yards on 14-of-31 passes ... Had a season-high 321 passing yards on 23-of-44 passes at Carolina (12/6).

COLLEGE

Four-year starter at Kansas State ... Played in 35 career games with 32 starts ... Became the first-ever quarterback drafted in the first round out of Kansas State and just the fifth Wildcat overall to be selected in the first round ... His 8,078 yards passing shattered the previous school career-record of 6,208 yards by Lynn Dickey (1968-70) ... His 680 pass completions also broke Dickey's old KSU all-time mark of 501, and his 1,151 pass attempts surpassed Dickey's previous record of 994 attempts ... His 44 touchdowns, set a new KSU career record ... His career pass completion percentage of 59.0 is tops in KSU history ... Gained 8,421 yards in total offense, topping the old school career-record of 7,917 yards by Ell Roberson (2000-03) ... Became the first player in school annals to register more than 3,000 yards in total offense twice in a career (3,313 yards in 2007; 3,349 in 2008) ... All-Big 12 Conference honorable mention in 2007 ... Named as a Freshman All-American selection by The Sporting News in 2006 ... Majored in business administration.

PERSONAL

Attended Grandview High School in Missouri ... Threw for more than 7,000 yards during his high school career ... Rivals.com rated him the fourth-best pro-style quarterback in the nation ... Helped present a \$100,000 grant in September 2012 to build Tampa Bay Buccaneers Field in Clearwater's North Greenwood community, where Freeman and teammates also led local youth through football drills ... Served as a celebrity escort to young women fighting cancer in the Fashion Funds the Cure fashion show to benefit the Pediatric Cancer Foundation in February 2012 ... Visited James A. Haley VA Hospital to host an ice cream social for patients in honor of Veterans Day in November 2011... Visited MacDill Air Force Base in Tampa for a military appreciation rally in honor of Veterans Day in November 2010 ... Father, Ron, played in the United States Football League ... Full name is Joshua Tyler Freeman born January 13, 1988 in Kansas City, Mo.

JOSH FREEMAN'S NFL REGULAR SEASON PASSING STATISTICS

YEAR	TEAM	GP	GS	ATT.	CMP.	PCT.	YDS		TD	INT.	LG	SK	YDS	
							YDS	ATT.					LST	RATE
2009	Tampa Bay	10	9	290	158	54.5	1855	6.4	10	18	42t	20	102	59.8
2010	Tampa Bay	16	16	474	291	61.4	3451	7.3	25	6	64	28	195	95.9
2011	Tampa Bay	15	15	551	346	62.8	3592	6.5	16	22	65t	29	164	74.6
2012	Tampa Bay	16	16	558	306	54.8	4065	7.3	27	17	95	26	161	81.6
2013	Tampa Bay	3	3	94	43	45.7	571	6.1	2	3	39	7	47	59.3
	Minnesota	1	1	53	20	37.7	190	3.6	0	1	22	1	14	40.6
NFL TOTALS		61	60	2020	1164	57.6	13724	6.8	80	67	95	111	683	77.8

Career Regular Season Record As A Starter: (Tampa Bay) 3-6 in 2009, 10-6 in 2010, 4-11 in 2011, 7-9 in 2012, 0-3 in 2013, (Minnesota) 0-1 in 2013 for total of 24-36.

JOSH FREEMAN'S NFL REGULAR SEASON RUSHING STATISTICS

YEAR	TEAM	NO.	YDS.	AVG.	LG	TD
2009	Tampa Bay	30	161	5.4	20	0
2010	Tampa Bay	68	364	5.4	33	0
2011	Tampa Bay	55	238	4.3	25	4
2012	Tampa Bay	39	139	3.6	13	0
2013	Tampa Bay	5	20	4.0	13	0
	Minnesota	0	0	–	0	0
NFL TOTALS		197	922	4.7	33	4

ADDITIONAL STATS

Receiving: 0 for 1 yard in 2009; 0 for -4 yards in 2011 for total of 0 for -3 yards.

SINGLE-GAME HIGHS

Pass Attempts:	54	vs. St. Louis, 12/23/12
	53	at N.Y. Giants, 10/21/13
	51	vs. Chicago, 10/23/11
	47	at New Orleans, 12/16/12
	46	at Carolina, 11/18/12
Pass Completions:	31	at Atlanta, 1/1/12
	30	vs. St. Louis, 12/23/12
	29	vs. Chicago, 10/23/11
	28	three times (last: at Carolina, 12/24/11)
	28	vs. New Orleans, 10/21/12
Yards Passing:	372	vs. St. Louis, 12/23/12
	342	at Green Bay, 11/20/11
	328	vs. Kansas City, 10/14/12
	321	at Carolina, 12/6/09
	303	vs. New Orleans, 10/16/11
TD Passes:	5	vs. Seattle, 12/26/10
	3	five times (last: at Carolina, 11/18/12)
Long Passes:	95	vs. New Orleans, 10/21/12
	65t	vs. New Orleans, 10/16/11
	65	vs. Washington, 9/30/12
Completion Percentage:	80.8	vs. Seattle, 12/26/10 (21 of 26)
	80.8	at New Orleans, 1/2/11 (21 of 26)
	75.0	vs. Carolina, 11/14/10 (18 of 24)
	73.7	at Green Bay, 11/20/11 (28 of 38)
	73.7	at Carolina, 12/24/11 (28 of 38)
Passer Rating:	70.0	vs. Buffalo, 11/20/11 (14 of 20)
	144.2	vs. Seattle, 12/26/10
	137.5	vs. San Diego, 11/11/12

	134.2	vs. Carolina, 11/14/10
	133.2	at New Orleans, 1/2/11
	124.7	vs. Kansas City, 10/14/12
Rush Attempts:	10	vs. Atlanta, 9/25/11
	7	vs. Carolina, 9/9/12)
	6	six times (last: at Carolina, 12/24/11)
Rushing Yards:	43	at Carolina, 9/19/10
	40	vs. St. Louis, 10/24/10
	37	vs. Dallas, 12/17/11
	35	at Miami, 11/15/09
	35	vs. Atlanta, 9/25/11
Long Run:	33	vs. Cleveland, 9/12/10
	25	vs. Dallas, 12/17/11
	21	at Arizona, 10/31/210
	20	at Carolina, 12/6/09
TD Runs:	1	four times (last: at Carolina, 12/24/11)

2009 GAME-BY-GAME STATISTICS (Tampa Bay)

PASSING											RUSHING				W/L SCORE	
DATE	OPPONENT	P/S	ATT	CMP	YDS	PCT	TD	INT	LG	TKLD	ATT	YDS	LG	TD		
9/13	DALLAS		INACTIVE													
9/20	at Buffalo		INACTIVE													
9/27	N.Y. GIANTS		INACTIVE													
10/4	at Washington		INACTIVE													
10/11	at Philadelphia		INACTIVE													
10/18	CAROLNA		INACTIVE													
10/25	NEW ENGLAND	1/0	4	2	16	50.0	0	0	13	2/16	1	5	5	0	L	7-35
11/8	GREEN BAY	1/1	31	14	205	45.2	3	1	38	1/7	4	20	11	0	W	38-28
11/15	at Miami	1/1	28	16	196	57.1	1	1	37	4/16	6	35	14	0	L	23-25
11/22	NEW ORLEANS	1/1	33	17	126	51.5	1	3	21	3/26	2	30	15	0	L	7-38
11/29	at Atlanta	1/1	29	20	250	69.0	2	0	42t	1/5	2	14	8	0	L	17-20
12/6	at Carolina	1/1	44	23	321	52.3	0	5	40	2/6	3	30	20	0	L	6-16
12/13	N.Y. JETS	1/1	33	14	93	42.4	0	3	15	3/12	4	21	16	0	L	3-26
12/20	at Seattle	1/1	26	16	205	61.5	2	1	22t	0/0	3	1	2	0	W	24-7
12/27	at New Orleans	1/1	31	21	271	67.7	0	2	35	3/8	2	7	8	0	W	20-17
1/3/10	ATLANTA	1/1	31	15	172	48.4	1	2	27	1/6	3	-2	1	0	L	10-20
2009 TOTALS		10/9	290	158	1855	54.5	10	18	42	20/102	30	161	20	0		

2010 GAME-BY-GAME STATISTICS (Tampa Bay)

PASSING											RUSHING				W/L	SCORE	
DATE	OPPONENT	P/S	ATT	CMP	YDS	PCT	TD	INT	LG	TKLD	ATT	YDS	LG	TD			
9/12	CLEVELAND	1/1	28	17	182	60.7	2	1	33t	3/13	2	34	33	0	W	17-14	
9/19	at Carolina	1/1	24	12	178	50.0	2	0	40	0/0	4	43	17	0	W	20-7	
9/26	PITTSBURGH	1/1	31	20	184	64.5	0	1	46	3/16	6	15	11	0	L	13-38	
10/10	at Cincinnati	1/1	33	20	280	60.6	1	1	37	3/18	3	20	12	0	W	24-21	
10/17	NEW ORLEANS	1/1	43	25	219	58.1	1	0	27	0/0	3	2	3	0	L	6-31	
10/24	ST. LOUIS	1/1	40	23	212	57.5	1	0	21	3/23	5	40	16	0	W	18-17	
10/31	at Arizona	1/1	25	18	278	72.0	1	0	53	2/25	2	22	21	0	W	38-35	
11/7	at Atlanta	1/1	22	11	189	50.0	2	2	58t	1/7	4	26	19	0	L	21-27	
11/14	CAROLINA	1/1	24	18	241	75.0	2	0	29	1/6	5	19	10	0	W	31-16	
11/21	at San Francisco	1/1	20	13	136	65.0	2	0	33	2/6	5	15	8	0	W	21-0	
11/28	at Baltimore	1/1	37	17	162	45.9	1	0	30	0/0	6	27	12	0	L	10-17	
12/5	ATLANTA	1/1	38	19	181	50.0	1	1	28	1/9	4	28	17	0	L	24-28	
12/12	at Washington	1/1	25	15	266	60.0	1	0	64	1/4	6	10	7	0	W	17-16	
12/19	DETROIT	1/1	32	21	251	65.6	1	0	26	3/25	5	29	14	0	L	20-23	
12/26	SEATTLE	1/1	26	21	237	80.8	5	0	28	2/21	4	23	11	0	W	38-15	
12/21	at New Orleans	1/1	26	21	255	80.8	2	0	54	3/22	4	11	11	0	W	23-13	
2010 TOTALS			16/16	474	291	3451	61.4	25	6	64	28/195	68	364	33	0		

2011 GAME-BY-GAME STATISTICS (Tampa Bay)

DATE	OPPONENT	P/S	PASSING								RUSHING				W/L	SCORE
			ATT	CMP	YDS	PCT	TD	INT	LG	TKLD	ATT	YDS	LG	TD		
9/11	DETROIT	1/1	43	28	259	65.1	1	1	22	2/7	4	26	15	0	L	20-27
9/18	at Minnesota	1/1	31	22	243	71.0	1	1	51	2/13	3	16	12	0	W	24-20
9/25	ATLANTA	1/1	32	22	180	68.8	0	2	24	0/0	10	35	14	1	W	16-13
10/3	INDIANAPOLIS	1/1	39	25	287	64.1	1	0	43	2/13	6	27	12	1	W	24-17
10/9	at San Francisco	1/1	33	17	187	51.5	0	2	33	2/6	1	2	2	0	L	3-48
10/16	NEW ORLEANS	1/1	41	23	303	56.1	2	0	65t	0/0	4	3	3	0	W	26-20
10/23	CHICAGO	1/1	51	29	264	56.9	2	4	24t	1/14	0	0	0	0	L	18-24
11/6	at New Orleans	1/1	37	27	281	73.0	1	0	46	1/0	3	8	7	0	L	16-27
11/13	HOUSTON	1/1	33	15	170	45.5	1	3	33	4/29	3	25	12	0	L	9-37
11/20	at Green Bay	1/1	38	28	342	73.7	2	2	37	2/8	1	5	5	0	L	26-35
11/27	at Tennessee	1/1	33	18	199	54.5	1	1	35	2/13	3	10	6	0	L	17-23
12/4	CAROLINA		INACTIVE													
12/11	at Jacksonville	1/1	30	16	181	53.3	0	2	28	3/14	4	26	13t	1	L	14-41
12/17	DALLAS	1/1	27	17	148	63.0	1	0	17	3/16	4	37	25	0	L	15-31
12/24	at Carolina	1/1	38	28	274	73.7	1	1	29	3/16	6	4	2	1	L	16-48
11/1/12	at Atlanta	1/1	45	31	274	68.9	2	3	48	2/15	3	14	12	0	L	24-45
2011 TOTALS			15/15	551	346	3592	62.8	16	22	65t 29/164	55	238	25	4		

2012 GAME-BY-GAME STATISTICS (Tampa Bay)

DATE	OPPONENT	P/S	PASSING								RUSHING				W/L	SCORE
			ATT	CMP	YDS	PCT	TD	INT	LG	TKLD	ATT	YDS	LG	TD		
9/9	CAROLINA	1/1	24	16	138	66.7	1	0	33	2/10	7	13	12	0	W	16-10
9/16	at N.Y. Giants	1/1	28	15	243	53.6	2	2	41t	2/15	0	0	0	0	L	34-41
9/23	at Dallas	1/1	28	10	110	35.7	1	1	29	2/19	1	1	1	0	L	10-16
9/30	WASHINGTON	1/1	39	24	299	61.5	1	1	65	1/6	2	8	5	0	L	22-24
10/14	KANSAS CITY	1/1	26	15	328	57.7	3	1	62t	1/10	3	5	7	0	W	38-10
10/21	NEW ORLEANS	1/1	42	24	420	57.1	3	0	95	2/9	1	13	13	0	L	28-35
10/25	at Minnesota	1/1	36	19	262	52.8	3	0	64t	1/5	3	-1	3	0	W	36-17
11/4	at Oakland	1/1	30	18	247	60.0	2	0	64	1/10	5	22	13	0	W	42-32
11/11	SAN DIEGO	1/1	20	14	210	70.0	2	0	54	1/5	1	4	4	0	W	34-24
11/18	at Carolina	1/1	46	25	248	54.3	3	2	24t	1/12	5	27	13	0	W	27-21
11/25	ATLANTA	1/1	30	19	256	63.3	0	0	39	2/8	0	0	0	0	L	23-24
12/2	at Denver	1/1	39	18	242	46.2	2	1	40	1/7	2	7	5	0	L	23-31
12/9	PHILADELPHIA	1/1	34	14	189	41.2	2	0	40	2/11	2	13	13	0	L	21-23
12/16	at New Orleans	1/1	47	26	279	55.3	0	4	24	2/11	2	8	9	0	L	0-41
12/23	ST. LOUIS	1/1	54	30	372	55.6	1	4	61t	5/23	4	18	12	0	L	13-28
12/30	at Atlanta	1/1	35	19	222	54.3	1	1	27	0/0	1	1	1	0	W	22-17
2012 TOTALS			16/16	558	306	4065	54.8	27	17	95 26/161	39	139	13	0		

2013 GAME-BY-GAME STATISTICS (Tampa Bay/Minnesota)

			PASSING								RUSHING					
DATE	OPPONENT	P/S	ATT	CMP	YDS	PCT	TD	INT	LG	TKLD	ATT	YDS	LG	TD	W/L	SCORE
9/8	at N.Y. Jets	1/1	31	15	210	48.4	1	1	39	3/25	1	0	0.0	0	L	17-18
9/15	NEW ORLEANS	1/1	22	9	125	40.9	1	1	34	1/12	3	16	5.3	0	L	14-16
9/22	at New England	1/1	41	19	236	46.3	0	1	30	3/10	1	4	4.0	0	L	3-23
10/21	at N.Y. Giants*	1/1	53	29	190	37.7	0	1	22	1/14	0	0	0.0	0	L	7-23
2011 TOTALS		4/4	147	63	761	42.9	2	4	39	8/61	5	20	4.0	0		

* - with Minnesota

LEAGUE LEADERS IN FEWEST SACKS ALLOWED

The Dolphins hold NFL records for most seasons leading the league in fewest sacks allowed (10 – 1973, 1982-90) and most consecutive seasons leading the league in the same category (1982-90). In addition, during the 1988 and 1989 seasons the Dolphins set an NFL record by not allowing a quarterback sack in 19 consecutive games. The streak far outdistanced the previous NFL mark of five straight games, which was accomplished on many occasions. In 1988, Miami set the NFL's single-season sack record by allowing only seven sacks in the 16-game season.



32 // S SHAMIEL GARY

HT: 6-0 // WT: 217 // BORN: 5/31/90 // COLLEGE: OKLAHOMA STATE '13
ACQUIRED: FA, 2015 // NFL: FIRST SEASON // DOLPHINS: FIRST SEASON

PRO CAREER

CAREER TRANSACTIONS: Signed by the Dolphins on January 8, 2015 ... Signed to Chicago's practice squad on October 13, 2014 ... Waived by Chicago on October 11, 2014 ... Signed by Chicago on October 8, 2014 ... Waived by New England on August 30, 2014 ... Originally signed by New England as an undrafted college free agent on May 12, 2014 ...

2014 - Spent part of the season on Chicago's practice squad.

COLLEGE

Two-year letterman at Oklahoma State (2012-13) ... Transferred from Wyoming (2009-10) ... Played in 24 career games with 23 starts for Oklahoma State ... Recorded 311 tackles (192 solo), seven tackles for loss, six interceptions, 26 passes defended and one forced fumble ... Started at strong safety in all 10 regular season games as a senior in 2012 ... Also saw action in the Cotton Bowl against Missouri ... Recorded 47 tackles (39 solo), two tackles for loss and a team-leading nine pass breakups ... Started all 13 games at strong safety as a junior in 2012 ... Recorded 72 tackles and two interceptions ... Redshirted in 2011 after transferring from Wyoming ... Played in 23 career games with 22 starts for Wyoming ... Started all 10 games as a sophomore at Wyoming in 2010 ... Recorded 94 tackles, one tackle for loss, four pass breakups and one interception ... Had a career-high 17 tackles against Boise State ... Started 12 of 13 games at strong safety as a freshman in 2009 ... Was a freshman All-American ... Recorded 98 tackles ... Tied a school record at Wyoming when he intercepted three Weber State passes in his first collegiate game ... Majored in psychology.

PERSONAL

Attended Booker T. Washington High School in Tulsa, Okla ... Won the Oklahoma 5A State Championship in 2008 ... Named the 5A District 3 Defensive Player of the Year as a senior ... Recorded 124 tackles and eight sacks as a safety ... Born May 31, 1990.

SHAMIEL GARY'S NFL REGULAR SEASON STATISTICS

YEAR	TEAM	GP	GS	TACKLES					INTERCEPTIONS					FUMBLES		
				TOT	SOLO	ASST	SK	YDS	NO	YDS	LG	TD	PD	FF	FR	YDS
2014	Chicago			PRACTICE SQUAD												



23 // RB

MIKE GILLISLEE

HT: 5-11 // WT: 219 // BORN: 11/1/90 // COLLEGE: FLORIDA '13
ACQUIRED: D5A, 2013 // NFL: THIRD SEASON // DOLPHINS: THIRD SEASON

PRO CAREER

CAREER TRANSACTIONS: Originally a fifth-round draft selection (164th overall) of the Dolphins in the 2013 NFL draft.

2014 - Placed on injured reserve on Aug. 26 and missed entire regular season.

2013 - Played in three games as a rookie ... Dressed but did not play once and was inactive for 12 games ... Recorded six carries for 21 yards (3.5 average) with a long of six yards ... Made his NFL debut in a reserve role at N.Y. Jets (12/1) and had six carries for 21 yards.

COLLEGE

Four-year letterman (2009-12) and one-year starter at Florida ... Played in 49 career games with 11 starts ... Finished with 389 rushes for 2,072 yards (5.3 avg.) and 20 touchdowns ... Also caught 23 passes for 182 yards (7.9 avg.) and two TDs ... Posted 178 yards on nine kickoff returns (19.8 avg.) ... Gators compiled a 15-1 record in games in which he scored a touchdown ... Played in 13 games with 11 starts as a senior in 2012 ... Earned first-team All-Southeastern Conference honors ... Recorded 244 carries for 1,152 yards and ten TDs ... Added 16 receptions for 159 yards and one TD ... Registered five 100-yard rushing games ... Rushed for career-high 148 yards and two TDs on 24 carries vs. Bowling Green ... Named the Walter Camp National Player of the Week and SEC Offensive Player of the Week after totaling a career-high 34 carries for 146 yards and two TDs vs. Louisiana State ... Recorded his first career touchdown catch (45 yards) vs. Missouri ... Earned College Performance Awards Player of the Week and SEC Co-Offensive Player of the Week honors after rushing for 140 yards and two TDs, including a 37-yard score, on 24 carries vs. Florida State ... Played in 12 games as a junior in 2011 ... Recorded 328 rushing yards on 56 carries (5.9 avg.) with two TDs ... Scored on a career-long 60-yard rush vs. Kentucky ... Played in 12 games as a sophomore in 2010 ... Recorded 325 rushing yards and seven TDs on 58 carries (5.6 avg.) ... Also caught six passes for 17 yards ... Returned six kickoffs for 148 yards (24.7 avg.) ... Played in 13 games as a freshman in 2009 ... Rushed 31 times for 267 yards (8.6 avg.) and one touchdown ... Caught a six-yard touchdown ... Recorded six tackles (one solo) on special teams ... Rushed six times for 41 yards and became the first freshman to score in 2009 on a seven-yard run in the fourth quarter vs. Charleston Southern ... Led the team with 78 rushing yards on five carries, including a season-long 52-yard run, vs. Cincinnati in the Allstate Sugar Bowl ... Majored in family youth community science.

PERSONAL


Attended DeLand (Fla.) High School ... Rushed for 1,149 yards on 227 carries as a senior after rushing for more than 1,200 yards as a junior and more than 900 yards as a sophomore ... Carried 28 times for 200 yards and scored the game-winning two-point conversion in a 29-28 win over Mandarin ... Growing up was a fan of the Miami Dolphins and running back Ricky Williams ... Lists "Martin" as favorite television show and Lil Boosie as favorite recording artist ... Volunteered at the Dolphins' team service project at Dave & Buster's ... Full name is Michael Brent Gillislee, born Nov. 1, 1990 in DeLand, Fla.

MIKE GILLISLEE'S NFL REGULAR SEASON STATISTICS

YEAR	TEAM	GP	GS	RUSHING					RECEIVING				
				ATT.	YDS.	AVG.	LG	TD	NO.	YDS.	AVG.	LG	TD
2013	Miami	3	0	6	21	3.5	6	0	0	0	-	-	0
2014	Miami			INJURED RESERVE									

2013 GAME-BY-GAME STATISTICS

			RUSHING				RECEIVING					
DATE	OPPONENT	P/S	ATT.	YDS.	LG	TD	NO.	YDS.	LG	TD	W/L	SCORE
9/8	at Cleveland		INACTIVE									
9/15	at Indianapolis		INACTIVE									
9/22	ATLANTA		INACTIVE									
9/30	at New Orleans		INACTIVE									
10/6	BALTIMORE		INACTIVE									
10/20	BUFFALO		INACTIVE									
10/27	at New England		INACTIVE									
10/31	CINCINNATI		INACTIVE									
11/11	at Tampa Bay		INACTIVE									
11/17	SAN DIEGO		INACTIVE									
11/24	CAROLINA		INACTIVE									
12/1	at New York Jets	1/0	6	21	6	0	0	0	0	0	W	23-3
12/8	at Pittsburgh	1/0	0	0	0	0	0	0	0	0	W	34-28
12/15	NEW ENGLAND	1/0	0	0	0	0	0	0	0	0	W	24-20
12/22	at Buffalo		INACTIVE									
12/29	NEW YORK JETS		INACTIVE									
2013 TOTALS		3/0	6	21	6	0	0	0	0	0		



21 // CB

BRENT GRIMES

HT: 5-10 // WT: 185 // BORN: 7/19/83 // COLLEGE: SHIPPENSBURG '06
ACQUIRED: UFA, 2013 (ATL) // NFL: NINTH SEASON // DOLPHINS: THIRD SEASON

PRO CAREER

CAREER PRO BOWL SELECTIONS: 3 (2010, 2013, 2014)

CAREER TRANSACTIONS: Signed by the Dolphins as an unrestricted free agent from Atlanta on March 30, 2013 ... Signed by Atlanta from team's practice squad on December 17, 2007 ... Re-signed by the Falcons on January 10, 2007 and was allocated to the Hamburg Sea Devils of NFL Europa ... Signed to Atlanta's practice squad on November 6, 2006 ... Activated to the 53-man roster on October 29, 2006 ... Signed to the Falcons practice squad ... Originally signed as an undrafted college free agent by Atlanta on May 16, 2006.

2014 - Started all 16 games ... Finished season with 57 tackles (47 solo), 13 passes defended, five interceptions and a forced fumble ... Ranked tied for third in the NFL with five interceptions ... Registered four tackles vs. New England (9/7) ... Defended three passes and added four tackles at Buffalo (9/14) ... Posted six tackles and a forced fumble vs. Kansas City

(9/21) ... Recorded first interception of season at Oakland in London (9/28) and ran it back for 32 yards ... Registered season-high seven solo tackles and one pass defended vs. Green Bay (10/12) ... Had an interception and returned it 22 yards for a touchdown in the third quarter at Jacksonville (10/26) ... It was the second interception returned for a touchdown in his career ... Picked off two passes vs. San Diego (11/2) for his second career game with two interceptions and first since Dec. 20, 2009 at N.Y. Jets as a member of the Atlanta Falcons ... Earned his first AFC Defensive Player of the Week honor for his performance against the Chargers ... Recorded an interception at Detroit (11/9) ... It marked his third consecutive game with an interception which matched his longest consecutive streak with an interception in his career dating back to 2009 as a member of the Atlanta Falcons (12/20 at NYJ - 2, 12/27/09 vs. Buf - 1 and 1/3/10 at TB - 1) ... Posted three tackles vs. Buffalo (11/13) ... Registered five tackles at N.Y. Jets (12/1) ...

PRO BOWL: Was named to the Pro Bowl team for the second consecutive season ... It was his third career trip to the NFL's all star game, having also been selected to the Pro Bowl team as a member of the Atlanta Falcons following the 2010 season ... He also became the third player, and the first in 20 years, to earn a Pro Bowl invitation in his first two seasons with the Dolphins after coming over from another team, joining tight end Keith Jackson (1992-93) and wide receiver Irving Fryar (1993-94) ... Started the game and recorded three tackles, five passes defended and an interception ...

HONORS: Earned second-team All-Pro honors from the Associated Press ... Named AFC Defensive Player of the Week, a career first, for Week 9 with his two interception performance in Miami's 37-0 shutout win vs. San Diego (11/2) ... Ranked 38th overall on the NFL Network's "The Top 100 Players of 2015" as voted on by the players ...

SIX-YEAR INTERCEPTION TOTAL: Despite missing all but one game of the 2012 season, Grimes posted a total of 21 interceptions during the 2009-14 seasons ... His total is tied for the fifth-highest total by NFL cornerback during that time span:

MOST INTERCEPTIONS FROM 2009-14 BY NFL CORNERBACKS								
PLAYER	TEAM	2009	2010	2011	2012	2013	2014	TOTAL
1. Asante Samuel	Phil.	9	7	3	5	1	0	25
2. Richard Sherman	Sea.	0	0	4	8	8	4	24
3. Aqib Talib	T.B.,N.E., Den.	5	6	2	2	4	4	23
4. Tramon Williams	G.B.	4	6	4	2	3	3	22
5. BRENT GRIMES	ATL., MIA	6	5	1	0	4	5	21
DeAngelo Hall	Wash.	4	6	3	4	4	0	21

TWO-YEAR INTERCEPTION TOTAL: During the 2013-14 seasons, Grimes has posted a total of nine interceptions ... His total was the second-highest total by any NFL player during that time span, behind only the 12 total interceptions by Richard Sherman ...

MOST TOTAL INTERCEPTIONS FROM 2013-14				
PLAYER	TEAM	2013	2014	TOTAL
1. Richard Sherman	Phil.	8	4	12
2. BRENT GRIMES	MIA.	4	5	9
3. Aqib Talib	N.E., Den.	4	4	8
4. Johnthan Banks	T.B.	3	4	7
Brandon Boykin	Phil.	6	1	7
Joe Haden	Clev.	4	3	7
Logan Ryan	N.E.	5	2	7
Alterraun Verner	Tenn., T.B.	5	2	7

2013 - Started all 16 games in first season with Dolphins ... Recorded 60 tackles (52 solo) ... Led team with 16 passes defended and tied for the team lead with four interceptions, which he returned for 102 yards and one touchdown ... Had five tackles, three passes defended and an interception at Indianapolis (9/15) ... His interception came when he picked off an Andrew Luck pass in the end zone with 8:29 remaining in the fourth quarter to help preserve the Dolphins' 24-20 lead, which was the eventual final score ... Posted five tackles, one pass defended and one interception, picking off an Andy Dalton pass and returning it 94 yards for his first career touchdown vs. Cincinnati (10/31) ... His 94-yard return was the fourth longest INT return in Dolphin history ... Recorded five tackles and one interception, picking off a Philip

Rivers pass and returning it eight yards vs. San Diego (11/17) ... On the last play of the game with the ball on the Dolphins' 25-yard line broke up a Rivers pass in the end zone intended for Vincent Brown to secure the Dolphins' 20-16 win ... Had two tackles and two passes defended including one interception, picking off a Matt Simms pass without a return at N.Y. Jets (12/1) ...

PRO BOWL: Was named to the Pro Bowl team ... It marked his second selection to the Pro Bowl, having been selected to the NFC Pro Bowl team as a member of the Atlanta Falcons following the 2010 season ... He became only the third Dolphins cornerback named to the Pro Bowl, joining Sam Madison (1999-2002) and Patrick Surtain (2002-04) ... Recorded two tackles, two passes defended and an interception in the game ...

HONORS: Was voted as the winner of the team's 2013 Dan Marino Most Valuable Player award by the South Florida media ... He joined cornerback Sam Madison (1999) as the only defensive backs in team history to win the award ... Ranked 95th overall on the NFL Network's "The Top 100 Players of 2014" as voted on by the players.

2012 - Played in and started one game with Atlanta ... Posted three tackles (all solo) at Kansas City (9/9) before leaving game with Achilles' injury ... Placed on Injured Reserve on September 11 and missed remainder of season.

2011 - Played in and started 12 games ... Recorded 44 tackles (36 solo), 14 passes defended, one forced fumble and one interception ... Earned NFL Alumni Defensive Back of the Year honors ... Notched a team-high three passes defended vs. Chicago (9/11) ... Posted five tackles vs. Philadelphia (9/18) ... Registered four tackles and one pass defended at Seattle (10/2) ... Had seven tackles, two passes defended and first-career forced fumble vs. Green Bay (10/9) ... Recorded four tackles, one pass defended and an interception vs. Carolina (10/16) ... Posted five tackles and two passes defended at Detroit (10/23) ... Notched one tackle and two passes defended vs. Tennessee (11/20) ... Did not record any statistics vs. Minnesota (11/27) before leaving the game with an injury (knee) ... Was inactive due to knee injury at Houston (12/4), at Carolina (12/11) and vs. Jacksonville (12/15) ... Returned to starting lineup at New Orleans (12/26) and recorded seven tackles and two passes defended ... Was inactive vs. Tampa Bay (1/1/12) as well as NFC Wild Card Playoff game at N.Y. Giants (1/8/12).

2010 - Started all 16 regular season games ... Recorded 82 tackles (72 solo), five interceptions and an NFL-best and franchise record 23 passes defended ... Named to first career Pro Bowl team ... Registered six tackles, one interception and one pass defended at New Orleans (9/26) ... Posted season-high ten tackles and added a pass defended at Philadelphia (10/17) ... Recorded season-high six passes defended at Tampa Bay (12/5) and added seven tackles and an interception ... Earned NFC Defensive Player of the Week honors for his performance at Seattle (12/19), posting three tackles, one interception and five passes defended ...

POSTSEASON: Started playoff game vs. Green Bay (1/15/11) and posted seven tackles and a pass defended ...

TWO-YEAR INTERCEPTION TOTAL: During the 2009-10 seasons, Grimes posted a total of 11 interceptions ... His total tied for the second-highest total by any NFL player during that time span, behind only the 16 total interceptions by Asante Samuel:

MOST TOTAL INTERCEPTIONS FROM 2009-10				
PLAYER	TEAM	2009	2010	TOTAL
1. Asante Samuel	Phil.	9	7	16
2. BRENT GRIMES	ATL.	6	5	11
Ed Reed	Balt.	3	8	11
Aqib Talib	T.B.	5	6	11
Charles Woodson	G.B.	9	2	11

2009 - Played in all 16 regular season games with eight starts ... Recorded 67 tackles (58 solo), 13 passes defended and team-leading six interceptions ... Had a fumble recovery along with five tackles at Dallas (10/25) ... Posted eight tackles, an interception and a pass defended at New Orleans (11/2) ... Led team with nine tackles vs. New Orleans (12/13) ... Posted total of four interceptions during final three games of season ... Registered six tackles and season-high two interceptions at N.Y. Jets (12/20) ... Had nine tackles and an interception vs. Buffalo (12/27) ... Closed regular season with season-high three passes defended at Tampa Bay (1/3/10) and added three tackles and an interception.

2008 - Played in 12 games with six starts ... Recorded 36 tackles (29 solo), six passes defended and one interception ... Opened season with six tackles vs. Detroit (9/7) ... Posted first career interception vs. Kansas City (9/21) and added six tackles and two passes defended ... Had season-high 11 tackles at Carolina (9/28) ... Recorded five tackles and two passes defended vs. Chicago (10/12) ...

PLAYOFFS: Made playoff debut in reserve role at Arizona (1/3/09) ... Did not record any statistics.

2007 - Played in two games with Atlanta ... Recorded 11 tackles (10 solo) ... Member of Atlanta's practice squad for first 14 games of season ... Made NFL debut and responded with 11 tackles at Arizona (12/23) ... Allocated to the Hamburg Sea Devils of NFL Europa ... Recorded two interceptions and one sack ... Member of Sea Devils squad which won World Bowl XV.

2006 - Spent part of the training camp with Atlanta after being signed by the team as an undrafted free agent ... Spent part of season on Falcons practice squad.

COLLEGE

Four-year letterman (2002-05) at Shippensburg ... Played in 43 games ... Recorded 140 tackles ... Set school records with 38 passes defended and 27 interceptions ... Interception total also set a conference record ... Holds school's all-time mark with 82 punt returns for 1,126 yards ... Ranked fourth all-time in school annals with 1,183 yards on 45 kickoff returns with three returns for touchdowns ... Earned first-team All-American recognition as a senior and junior ... Named second-team All-American honors as a sophomore ... Majored in sociology.

PERSONAL

Attended Northeast High School in Philadelphia, Pa ... Played defensive back and running back ... Volunteered at the Dolphins' team service project at Dave & Buster's ... Took part in "A Prom To Remember" for local high school cancer victims ... Born July 19, 1983 in Philadelphia.

BRENT GRIMES' NFL REGULAR SEASON STATISTICS

		TACKLES							INTERCEPTIONS					FUMBLES		
YEAR	TEAM	GP	GS	TOT	SOLO	ASST	SK	YDS	NO	YDS	LG	TD	PD	FF	FR	YDS
2006	Atlanta			PRACTICE SQUAD												
2007	Atlanta	2	0	11	10	1	0.0	0.0	0	0	0	0	0	0	0	0
2008	Atlanta	12	6	36	29	7	0.0	0.0	1	25	25	0	6	0	0	0
2009	Atlanta	16	8	67	58	9	0.0	0.0	6	17	11	0	13	0	1	0
2010	Atlanta	16	16	82	72	10	0.0	0.0	5	84	36	0	23	0	0	0
2011	Atlanta	12	12	44	36	8	0.0	0.0	1	29	29	0	14	1	0	0
2012	Atlanta	1	1	3	3	0	0.0	0.0	0	0	0	0	0	0	0	0
2013	Miami	16	16	60	52	8	0.0	0.0	4	102	94t	1	17	0	0	0
2014	Miami	16	16	57	47	10	0.0	0.0	5	80	32	1	13	1	0	0
NFL TOTALS		91	75	352	304	48	0.0	0.0	22	337	94t	2	86	2	1	0
MIAMI TOTALS		32	32	117	99	18	0.0	0.0	9	182	94t	2	30	1	0	0

BRENT GRIMES' NFL PLAYOFF STATISTICS

		TACKLES							INTERCEPTIONS					FUMBLES		
YEAR	TEAM	GP	GS	TOT	SOLO	ASST	SK	YDS	NO	YDS	LG	TD	PD	FF	FR	YDS
2008	Atlanta	1	0	0	0	0	0.0	0.0	0	0	0	0	0	0	0	0
2010	Atlanta	1	1	7	7	0	0.0	0.0	0	0	0	0	0	0	1	0
2011	Atlanta			INACTIVE												
2012	Atlanta			INJURED RESERVE												
PLAYOFF TOTALS		2	1	7	7	0	0.0	0.0	0	0	0	0	0	0	1	0

ADDITIONAL STATS

Special Teams Tackles: 1 in 2007; 2 in 2008; 6 in 2009; 6 in 2010; 2 in 2011 for total of 17
Defensive Touchdowns: 1 interception return for 94 yards vs. Cincinnati (10/31/13); 1 interception return for 22 yards at Jacksonville (10/26/14).



61 // OL DONALD HAWKINS

HT: 6-4 // WT: 305 // BORN: 4/22/92 // COLLEGE: TEXAS '14
ACQUIRED: WAI., 2015 (DAL.) // NFL: SECOND SEASON // DOLPHINS: FIRST SEASON

PRO CAREER

CAREER TRANSACTIONS - Awarded off waivers by the Dolphins from Dallas on May 11, 2015 ... Waived by Dallas on May 8, 2015 ... Acquired from waivers by Dallas on August 31, 2014 ... Waived by Cleveland on August 30, 2014 ... Acquired from waivers by Cleveland on August 25, 2014 ... Waived by Philadelphia on August 23, 2014 ... Originally signed by Philadelphia as an undrafted college free agent on May 10, 2014.

2014 - Played in one game for Dallas ... Was inactive for 15 games ... Made NFL debut in reserve role vs. Arizona (11/2/14).

COLLEGE

Two-year letterman at Texas (2012-13) ... Transferred from Northwest (Miss.) Community College ... Played in 25 career games with 24 starts (all at left tackle) at Texas ... Started the last 18 games of his career at Texas ... Started in all 13 games at left tackle in 2013 ... Was a first team All-Big 12 pick by the San Antonio Express-News ... Earned second team all-league honors from the AP, coaches and Athlon ... Member of the Big 12 Commissioner's Honor Roll ... Helped the offense rank 36th nationally in rushing (196.2 yards per game) and aided the offensive line in surrendering just 16 sacks (1.3 pg) which ranked tied for 17th fewest in the FBS ... Played in 12 games at left tackle with 11 starts in 2012 ... Transferred from Northwest Community College (NWCC) ... Started all nine games at tackle as a sophomore in 2011 ... Named 2011 National Junior College Athletic Association (NJCAA) First-Team All-America ... Started all 10 games at tackle as a freshman in 2010 ... Graduated in December, 2013 from Texas with a degree in applied learning and development/youth and community studies.

PERSONAL

Attended Rosa Fort High School in Tunica, Miss ... Made the high school honor roll ... Born in Memphis, Tenn.

DONALD HAWKINS' NFL REGULAR SEASON STATISTICS

GAMES/STARTS: 2014: 1/0

DOLPHINS AMONG LEAST PENALIZED TEAMS

In 2014, the Dolphins committed just 81 penalties, the third-fewest total in the NFL that season, for 635 yards, the second-fewest total. In fact, over the past ten NFL seasons (2005-14), the Dolphins committed just 862 penalties, the third-lowest total in the NFL over that time span, for 7,216 yards, the second-fewest total in that decade. Overall since the 1970 NFL-AFL merger, the Dolphins have committed just 3,722 penalties, which is the fewest in the league in that time span, ahead of the second-place Baltimore/Indianapolis Colts (3,925 penalties).



83 // WR

MATT
HAZEL

HT: 6-1 // WT: 205 // BORN: 1/23/92 // COLLEGE: COASTAL CAROLINA '14
ACQUIRED: D6, 2014 // NFL: FIRST SEASON // DOLPHINS: FIRST SEASON

PRO CAREER

CAREER TRANSACTIONS: Activated from Dolphins' practice squad on Dec. 20, 2014 ... Signed to the Dolphins' practice squad on Sept. 1, 2014 ... Waived by the Dolphins on Aug. 30, 2014 ... Originally a sixth-round draft selection (190th overall) of the Dolphins in the 2014 NFL draft.

2014 - Signed to Miami's active roster from the practice squad on Dec. 19 ... Was inactive for the final two games of the season vs. Minnesota (12/21) and vs. N.Y. Jets (12/28).

COLLEGE

Four-year letterman (2010-13) and three-year starter at Coastal Carolina ... Played in 49 career games with 39 starts ... Recorded career totals of 183 receptions for 2,553 yards (14.0 average) and 28 touchdowns ... Added three rushes for 20 yards and a TD ... Started 14 games as a senior in 2013 ... Named as a first team All-Big South Conference selection ... Recorded a school single-season-record 70 receptions for 990 yards (14.1 avg.) and nine TDs ... Added two carries for 25 yards and a TD ... Caught nine passes for 147 yards and two TDs at Liberty ... Had four receptions for 68 yards with two TDs (32 and 12 yards) and added a two-point conversion vs. Virginia Military Institute ... Recorded nine receptions for 132 yards at Charleston Southern ... Had two TD receptions (36 and 21 yards) among his three receptions for 64 yards in a first-round playoff win against Bethune-Cookman ... Started 13 games as a junior in 2012 ... Named first-team All-Big South ... Recorded 61 receptions for 799 yards (13.1 avg.) with a long of 55 yards and eight TDs ... Added one carry for minus-5 yards ... Hauled in nine passes for 155 yards and two TDs at Old Dominion ... Had seven receptions for 128 yards and a TD at Furman ... Played in 11 games with nine starts as a sophomore in 2011 ... Named second-team All-Big South ... Recorded 32 receptions for 488 yards (15.2 avg.) and six TDs ... Had three games with six catches, including North Carolina A&T (92 yards and two TDs), Liberty (90 yards and one TD) and Gardner-Webb (65 yards) ... Threw a 21-yard TD pass vs. Gardner-Webb ... Played in 11 games with three starts as a freshman in 2010 ... Recorded 20 catches for 276 yards and five TDs ... Named Big South Freshman of the Week vs. Liberty as he tied a school record with three TD receptions among his four catches for 41 yards.

PERSONAL

Attended North Augusta (S.C.) High School ... Named to the 2009 Shrine Bowl squad representing South Carolina ... Recorded 75 catches for 1,193 receiving yards and 18 TDs as a senior... Born January 23, 1992.

MATT HAZEL'S NFL REGULAR SEASON STATISTICS

YEAR	TEAM	GP	GS	RECEIVING					RUSHING				
				NO.	YDS.	AVG.	LG	TD	ATT.	YDS.	AVG.	LG	TD
2014	Miami			INACTIVE									

INACTIVE



70 // T JA'WUAN JAMES

HT: 6-6 // WT: 315 // BORN: 6/3/92 // COLLEGE: TENNESSEE '14
ACQUIRED: D1, 2014 // NFL: SECOND SEASON // DOLPHINS: SECOND SEASON

PRO CAREER

CAREER TRANSACTIONS: Originally a first-round draft selection (19th overall) of the Dolphins in the 2014 NFL draft.

2014 - Started all 16 games as a rookie ... Started the first nine games at right tackle, before starting the final seven games at left tackle ... Named to NFL.com's Midseason All-Rookie Team ... Was part of an offensive line that produced 361 first downs for the season, tied for the second-most in a season in franchise history ... Helped RB Lamar Miller surpass the 1,000-yard rushing mark (1,099) for the first time in his career, and protected QB Ryan Tannehill on his way to throwing for 4,045 passing yards (most since Dan Marino's 4,453 in 1994) ... It marked the first time in franchise history that the team had a 1,000-yard rusher and 4,000-yard passer in a season ... Made NFL debut in starting role in season opener vs. New England (9/7), and paved the way for 191 rushing yards, the fifth-most in a season opener in franchise history ... Blocked for an offense that averaged 7.05 yards per carry (20 rushes for 141 yards), tied for the 10th-highest single-game average in team history, vs. Kansas City (9/21) ... Helped the offense churn out 284 first half yards at Oakland in London (9/28), the most by Miami since Oct. 23, 2000, when the team gained 299 first half yards vs. N.Y. Jets ... Started in 37-0 shutout of San Diego (11/2) and helped the Dolphins offense amass 441 net yards, QB Ryan Tannehill set a career-best 125.6 passer rating and three TD passes, all while giving up no sacks on the day ... Moved into the left tackle position at Detroit (11/9), after T Branden Albert left the game in the second quarter with a knee injury ... Made first career start at left tackle vs. Buffalo (11/13) ... Started at Denver (11/23), left in the first half with an injury and did not return ... Helped Miami's offense set a single-game franchise record with 36 first downs vs. Minnesota (12/21) ...

ROOKIE DOLPHINS LINEMEN: With his 16 starts in 2014, James became the eighth rookie offensive lineman in Dolphins history to start all 16 games in a season, joining tackle Jonathan Martin in 2012, center Mike Pouncey in 2011, left tackle Jake Long in 2008, center Samson Satele in 2007, left tackle Wade Smith in 2003, right tackle Todd Wade in 2000 and left tackle Richmond Webb in 1990.

COLLEGE


Four-year starter (2010-13) at Tennessee ... Started all 49 games played in career at right tackle ... His 49 starts were the most in school history by an offensive lineman ... Started 12 games as a senior in 2013 ... Received honorable mention All-American and second-team All-Southeastern Conference honors ... Named one of the team's four captains ... Recorded a blocking consistency grade of 87.3 percent, third-highest in the conference ... Registered 89 knockdowns/key blocks, along with posting seven touchdown resulting blocks for the ground game ... Started all 12 games as a junior in 2012 ... Earned first-team All-SEC honors ... Registered a blocking consistency grade of 89.83 percent, the highest for any offensive lineman in the conference ... Allowed just one sack and four pressures on 477 pass plays ... Started all 12 games as a sophomore in 2011 ... Named second-team All-SEC honors ... Made 11 touchdown resulting blocks ... Started all 13 games as a freshman in 2010 ... Named to SEC's All-Freshman Team ... Majored in arts and sciences.

PERSONAL

Attended North Gwinnett High School in Suwanee, Ga. ... Averaged 12 knockdown blocks per game for a 12-1 team won the Region 7-5A championship to advance to the state quarterfinals as a senior ... Named after former NBA all-star and current Miami Heat assistant coach Juwan Howard ... Participated in the Miami Dolphins "All-Community Team" program under the group name "Ja'Wuan's Zone Blockers" ... As part of the program, he purchased tickets, food vouchers, T-shirts and parking to each of the team's regular season home games and donated them to a charitable organization ... Full name is Ja'Wuan Amir James, born June 3, 1992 in Atlanta, Ga.

JA'WUAN JAMES' NFL REGULAR SEASON STATISTICS

GAMES/STARTS: 2014: 16/16



33 // RB

LaMICHAEL JAMES

HT: 5-9 // WT: 200 // BORN: 10/22/92 // COLLEGE: OREGON '12
ACQUIRED: FA, 2014 (S.F.) // NFL: FOURTH SEASON // DOLPHINS: SECOND SEASON

PRO CAREER

CAREER TRANSACTIONS: Re-signed by the Dolphins on March 20, 2015 ... Activated from Dolphins' practice squad on Nov. 10, 2014 ... Signed to the Dolphins' practice squad on Oct. 1, 2014 ... Released by San Francisco on Sept. 8, 2014 ... Signed by San Francisco on May 10, 2014 ... Originally a second-round (61st overall) draft choice of San Francisco in the 2012 NFL draft.

2014 - Played in a total of three games, splitting the season with San Francisco (one game) and Miami (two games) ... Finished season with total of five carries for nine yards (1.8 avg.) with a long of five yards ... Opened season with San Francisco ... Played in one game for the 49ers ... Posted two carries for one yard in San Francisco's opening game at Dallas (9/7) ... Was released by San Francisco on Sept. 8 ... Signed to the Dolphins' practice squad on Oct. 1 ... Signed off the practice squad on Nov. 10 ... Played in two games with the Dolphins ... Was inactive vs. Buffalo (11/13) ... Made his Dolphins debut by carrying the ball two times for four yards at Denver (11/23) ... Was inactive at N.Y. Jets (12/1), vs. Baltimore (12/7) and at New England (12/14) ... Carried the ball once for five yards vs. Minnesota (12/21) ... Was inactive vs. N.Y. Jets (12/28).

2013 - Played in 10 regular season games with San Francisco ... Finished season with 12 carries for 59 yards (4.9 avg.) with a long of 21 yards ... Added two receptions for 16 yards (8.0 avg.) with a long of 12 yards ... Also had 23 punt returns for 251 yards (10.9 avg.) and 12 kickoff returns for 321 yards (26.8 avg.) ... Posted four rushes for 31 yards vs. Houston (10/6) ... Had two carries for 22 yards at Tampa Bay (12/15) ...

PLAYOFFS: Played in all three playoff games as the 49ers advanced to Super Bowl XLVII ... Recorded playoff totals of 11 rushes for 65 yards and one touchdowns ... Added two receptions for 11 yards ... Had seven kickoff returns for 162 yards (21.3 avg.) with a long of 28 yards ... Had five carries for 34 yards and scored on a 15-yard run in NFC Conference Championship game at Atlanta (1/20/13).

2012 - Played in four games as a rookie ... Finished regular season with 27 carries for 125

yards (4.6 avg.) with a long of 26 yards ... Added three receptions for 29 yards (9.7 avg.) with a long of 15 yards ... Also had 14 kickoff returns for 417 yards (29.8 avg.) ... Made NFL debut vs. Miami (12/9) and registered eight carries for 30 yards ... Had eight rushes for 31 yards at New England (12/16) ... Posted four carries for 15 yards at Seattle (12/23) ... Recorded seven rushes for season-high 49 yards with a long of 26 yards vs. Arizona (12/30).

PLAYOFFS: Played in all three playoff games ... Recorded one rush for 0 yards ... Added seven kickoff returns for 170 yards (24.3 avg.) with a long of 37 yards.

COLLEGE

Three-year starter (2009-11) at Oregon ... Played in 37 games with 34 starts ... Finished with career totals of 771 carries for 5,082 yards and 53 touchdowns ... Added 51 receptions for 586 yards and four TDs ... Also recorded 14 punt returns for 137 yards and one TD ... Became the first two-time consensus All-America selection in school history ... Left school ranked first in school history with 5,082 rushing yards ... Became just the third player in Pac-10/12 history to rush for more than 5,000 yards, joining USC RB Charles White (6,245 yards) and Oregon State RB Ken Simonton (5,044 yards) ... Left with school's career record for rushing TDs (53), total TDs (58) and points (348) ... Played in 12 games (11 starts) as a junior in 2011 ... Rushed for 1,805 yards and 18 TDs on 247 carries ... Added 17 receptions for 210 yards and one TD ... Set Oregon's single-season record and ranked second in the country with 1,805 rush yards ... Also ranked first in the nation in rushing yards per game with 150.4 ... Garnered first-team All-America honors from Walter Camp and the American Football Coaches Association ... Also selected first-team All-Pac-12 ... Was the recipient of the team's Duane J. Cargill Memorial Award as Oregon's outstanding offensive impact player ... Started all 12 games as a sophomore in 2010 ... Rushed for a 1,731 yards and 21 TDs on 294 carries ... Added 17 receptions for 208 yards and three TDs ... Ranked first in the nation with a school record 144 points ... Was the recipient of the Doak Walker Award as the nation's top running back ... Received first-team All-America honors from the American Football Coaches Association, Football Writers Association, AP and Walter Camp ... Named first-team All-Pac-10 ... Played in 13 games (11 starts) as a redshirt freshman in 2009 ... Rushed for 1,546 yards and 14 TDs on 230 carries ... Added 17 receptions for 168 yards ... Named Pac-10 Offensive Freshman of the Year by the league's coaches ... Was selected National Freshman Performer of the Year by the College Football Performance Awards ... Added first-team Freshman All-America honors from The NFL Draft Report, Football Writers Association and College Football News ... Also was a third-team All-America selection by the AP and The Sporting News ... Redshirted as a true freshman in 2008 ... Graduated with a degree in sports business in December 2011.

PERSONAL

Attended Liberty-Eylau High School in Texarkana, Texas ... Named an all-state selection following his junior and senior seasons ... Rushed for 2,043 yards and 26 TDs as a senior in 2007 ... Was a Prep Star All-Midlands Region honoree ... Tallied 19 TDs, while adding 1,600 yards on the ground and another 500 receiving yards as a junior in 2006 ... Full name is LaMichael Keondrae James on Oct. 22, 1989 in New Boston, Texas.

LaMICHAEL JAMES' NFL REGULAR SEASON STATISTICS														
		RUSHING								RECEIVING				
YEAR	TEAM	GP	GS	ATT.	YDS.	AVG.	LG	TD		NO.	YDS.	AVG.	LG	TD
2012	San Francisco	4	0	27	125	4.6	26	0		3	29	9.7	15	0
2013	San Francisco	10	0	12	59	4.9	21	0		2	16	8.0	12	0
2014	San Francisco	1	0	2	0	0.0	1	0		0	0	–	–	0
	Miami	2	0	3	9	3.0	5	0		0	0	–	–	0
CAREER TOTALS		17	0	44	193	4.4	26	0		5	45	9.0	15	0

LaMICHAEL JAMES' NFL REGULAR SEASON RETURN STATISTICS

		KICKOFF RETURNS					PUNT RETURNS					
YEAR	TEAM	RET.	YDS.	AVG.	LG	TD	NO.	FC	YDS.	AVG.	LG	TD
2012	San Francisco	14	417	29.8	62	0	0	0	0	–	–	0
2013	San Francisco	12	321	26.8	41	0	23	12	251	10.9	40	0
NFL TOTALS		26	738	28.4	62	0	23	12	251	10.9	40	0

LaMICHAEL JAMES' NFL PLAYOFF STATISTICS

YEAR	TEAM	GP	GS	RUSHING					RECEIVING				
				ATT.	YDS.	AVG.	LG	TD	NO.	YDS.	AVG.	LG	TD
2012	San Francisco	3	0	11	65	5.9	15t	1	2	11	5.5	7	0
2013	San Francisco	3	0	1	0	—	—	0	0	0	—	—	0
PLAYOFF TOTALS		6	0	12	65	5.4	15t	1	2	11	5.5	7	0

LaMICHAEL JAMES' NFL PLAYOFF RETURN STATISTICS

		KICKOFF RETURNS					PUNT RETURNS						
YEAR	TEAM	RET.	YDS.	AVG.	LG	TD	NO.	FC	YDS.	AVG.	LG	TD	
2012	San Francisco	7	162	23.1	28	0	0	0	0	–	–	0	
2013	San Francisco	7	170	24.3	37	0	3	4	20	6.7	10	0	
NFL TOTALS		14	332	23.7	37	0	3	4	20	6.7	10	0	

SINGLE-GAME HIGHS

Rushes:	8 vs. Miami, 12/9/12
	8 at New England, 12/16/12
	7 vs. Arizona, 12/30/12
Rushing Yards:	49 vs. Arizona, 12/30/12
	31 at New England, 12/16/12
	31 vs. Houston, 10/6/13
Longest Runs:	26 vs. Atlanta, 9/22/13
	21 at Tampa Bay, 12/15/13
	17 at New England, 12/16/12
Receptions:	2 at Seattle, 12/23/12
	1, three times (last: vs. Miami, 12/9/12)
Receiving Yards:	15 vs. Miami, 12/9/12
	14 at Seattle, 12/23/12
	12 at Arizona, 12/29/13
Longest Receptions:	15 vs. Miami, 12/9/12
	12 at Arizona, 12/29/13

2012 GAME-BY-GAME STATISTICS (San Francisco)

DATE	OPPONENT	P/S	RUSHING				RECEIVING				W/L	SCORE
			ATT.	YDS.	LG	TD	NO.	YDS.	LG	TD		
9/9	at Green Bay		INACTIVE									
9/16	DETROIT		INACTIVE									
9/23	at Minnesota		INACTIVE									
9/30	at N.Y. Jets		INACTIVE									
10/7	BUFFALO		INACTIVE									
10/14	N.Y. Giants		INACTIVE									
10/18	SEATTLE		INACTIVE									
10/29	at Arizona		INACTIVE									
11/11	ST. LOUIS		INACTIVE									
11/19	CHICAGO		INACTIVE									
11/25	at New Orleans		INACTIVE									
12/2	at St. Louis		INACTIVE									

2012 GAME-BY-GAME STATISTICS (San Francisco)

DATE	OPPONENT	P/S	RUSHING				RECEIVING				W/L	SCORE
			ATT.	YDS.	LG	TD	NO.	YDS.	LG	TD		
12/9	MIAMI	1/0	8	30	13	0	1	15	15	0	W	27-13
12/16	at New England	1/0	8	31	17	0	0	0	0	0	W	41-34
12/23	at Seattle	1/0	4	15	6	0	2	14	7	0	L	13-42
12/30	ARIZONA	1/0	7	49	26	0	0	0	0	0	W	27-13
1/12/13	GREEN BAY#	1/0	3	21	14	0	1	7	7	0	W	45-31
1/20/13	at Atlanta#	1/0	5	34	15t	1	1	4	4	0	W	28-24
2/3/13	Baltimore#	1/0	3	10	9	0	0	0	0	0	L	31-34
2012 TOTALS		4/0	27	125	26	0	3	29	15	0		
PLAYOFF TOTALS		3/0	11	65	15t	1	2	11	7	0		

2013 GAME-BY-GAME STATISTICS (San Francisco)

DATE	OPPONENT	P/S	RUSHING				RECEIVING				W/L	SCORE
			ATT.	YDS.	LG	TD	NO.	YDS.	LG	TD		
9/8	GREEN BAY		INACTIVE									
9/15	at Seattle		INACTIVE									
9/22	INDIANAPOLIS		INACTIVE									
9/26	at St. Louis	1/0	3	0	1	0	0	0	0	0	W	35-11
10/6	HOUSTON	1/0	4	31	11	0	0	0	0	0	W	34-3
10/13	ARIZONA		INACTIVE									
10/20	at Tennessee		INACTIVE									
10/27	at Jacksonville		INACTIVE									
11/10	CAROLINA	1/0	1	-1	-1	0	0	0	0	0	L	9-10
11/17	at New Orleans	1/0	2	7	7	0	1	4	4	0	L	20-23
11/25	at Washington	1/0	0	0	0	0	0	0	0	0	W	27-6
12/1	ST. LOUIS	1/0	0	0	0	0	0	0	0	0	W	23-13
12/8	SEATTLE	1/0	0	0	0	0	0	0	0	0	W	19-17
12/15	at Tampa Bay	1/0	2	22	21	0	0	0	0	0	W	33-14
12/23	ATLANTA	1/0	0	0	0	0	0	0	0	0	W	34-24
12/29	at Arizona	1/0	0	0	0	0	1	12	12	0	W	23-20
1/5/14	at Green Bay#	1/0	0	0	0	0	0	0	0	0	W	23-20
1/12/14	at Carolina#	1/0	0	0	0	0	0	0	0	0	W	23-10
1/19/14	at Seattle#	1/0	1	0	0	0	0	0	0	0	W	17-23
2013 TOTALS		10/0	12	59	21	0	2	16	12	0		
PLAYOFF TOTALS		3/0	1	0	0	0	0	0	0	0		

2014 GAME-BY-GAME STATISTICS (San Francisco/Miami)

DATE	OPPONENT	P/S	RUSHING				RECEIVING				W/L	SCORE
			ATT.	YDS.	LG	TD	NO.	YDS.	LG	TD		
9/7	at Dallas	1/0	2	0	1	0	0	0	0	0	W	28-17
11/23	at Denver*	1/0	2	4	3	0	0	0	0	0	L	36-39
12/21	MINNESOTA*	1/0	1	5	5	0	0	0	0	0	W	37-35
2014 TOTALS		3/0	5	9	5	0	0	0	0	0		

* - with Miami

- Playoff Game

BROTHERS FIRST

Dolphins center Mike Pouncey (2011, 15th overall) and his brother, center Maurkice (2010, 18th overall, Pittsburgh), are just the fourth pair of siblings to both be drafted in the first round. The Pounceys join cornerback Vontae (2009, 25th overall, Miami) and tight end Vernon (2006, sixth overall, San Francisco) Davis; quarterback Eli (2004, 1st overall, San Diego/Traded to New York Giants) and quarterback Peyton (1998, 1st overall, Indianapolis) Manning and defensive end Jerome (2003, 15th overall, Philadelphia) and tackle Stocker (2000, 20th overall, Detroit) McDougle.



53 // LB JELANI JENKINS

HT: 6-0 // WT: 243 // BORN: 3/13/92 // COLLEGE: FLORIDA '13
ACQUIRED: D4A, 2013 // NFL: THIRD SEASON // DOLPHINS: THIRD SEASON

PRO CAREER

CAREER TRANSACTIONS: Originally was a fourth-round draft selection (104th overall) of the Dolphins in the 2013 NFL draft.

2014 - Played in 15 games with 14 starts ... Finished season with team-high 108 tackles (81 solo), 3.5 sacks, two forced fumbles and one pass defended ... Added two special teams tackles ... Saw extensive action in season opener vs. New England (9/7) and registered six tackles after LB Dannell Ellerbe left the game with an injury ... Made first career start at Buffalo (9/14) and posted 13 tackles ... Led the team with 14 tackles vs. Kansas City (9/21), and added a forced fumble and 1.5 sacks ... The half sack came on a safety when he combined with DT Randy Starks to bring down Chiefs QB Alex Smith in the endzone ... Recorded six solo tackles and one pass defended vs. Green Bay (10/12) ... Registered six tackles and one forced fumble at Jacksonville (10/26) ... Led team with seven solo tackles and added a sack for a loss of 10 yards at Detroit (11/9) ... Had team-high 11 tackles and added one sack at Denver (11/23) ... Posted career-high 16 tackles at N.Y. Jets (12/1) ... His 16 total tackles were the most for a Dolphins player since Dec. 17, 2006 when Zach Thomas had 21 hits against Buffalo ... Registered four tackles vs. Baltimore (12/7) before leaving the game in the third quarter with an injury ... Was inactive at New England (12/14) ... Recorded five tackles in season finale vs. N.Y. Jets (12/28) ...

AMONG LEAGUE LEADERS: Jenkins led the Dolphins with 108 tackles and added 3.5 sacks and two forced fumbles ... He was one of three players in the NFL in 2014 to record 100-or-more total tackles, 3.5-or-more sacks and two-or-more forced fumbles, joining David Harris of the N.Y. Jets (124 tackles, six sacks and two forced fumbles) and Jamie Collins of New England (115 tackles, four sacks and four forced fumbles).

2013 - Played in all 16 games as a rookie ... Recorded 11 tackles (ten solo) on defense ... Added six special teams tackles ... Made his NFL debut in a reserve role at Cleveland (9/8) ... Posted season-high three tackles vs. Buffalo (10/20).

COLLEGE

Three-year starter (2010-12) at Florida ... Played in 36 career games with 31 starts ... Finished career with 182 tackles (109 solos), six sacks, 17 stops for loss and six quarterback pressures ... Had three interceptions for 136 yards in returns, including a touchdown, and seven pass deflections ... Also returned a blocked punt 36 yards for a touchdown ... Played in nine games with eight starts as a junior in 2012 ... Finished with 29 tackles (19 solo), two sacks, an interception and a blocked punt ... Recorded season-high seven tackles and returned a blocked punt for a touchdown vs. Louisiana-Lafayette ... Pulled in an interception vs. Florida State and returned it 14 yards ... Started all 12 games as a sophomore in 2011 ... Recorded 75 tackles (48 solo) ... Also had six passes defended and an interception ... Had ten tackles, a forced fumble and returned an interception 75 yards for a touchdown vs. Furman ... Appeared in all 13 games with 11 starts as a redshirt freshman in 2010 ... Selected to the Freshman All-Southeastern Conference team ... Earned a place on the SEC Academic Honor Roll ... Recorded 76 tackles (41 solo) ... Also returned a fumble ten yards and an interception 47 yards

during the season ... Dressed for all 14 games, seeing action vs. Charleston Southern and Kentucky, as a true freshman in 2009 ... Was granted redshirt status, retaining four years of college eligibility ... Majored in social and behavioral sciences.

PERSONAL

Attended Our Lady of Good Counsel High School in Olney, Md ... Played fullback and linebacker on the football team and also ran track ... Named the Maryland Gatorade Player of the Year in both 2007 and 2008 ... Traveled to Los Angeles as one of five national finalists for the Watkins Award, awarded annually to the "Premier African-American Male Scholar Athlete" ... Finished his offensive career rushing for 1,129 yards and 42 touchdowns ... Rushed for 22 touchdowns on just 87 carries and made 70 tackles as a senior ... Was the first player in the 71-year history of the District's Pigskin Club to earn both Defensive Player of the Year and Scholar-Athlete of the Year honors ... Recorded 60 tackles, four sacks, an interception, a forced fumble, and a pair of fumble recoveries as a junior ... Also totaled 791 yards with 16 touchdowns as a ball carrier ... Posted a personal-best 11.14 run in the 100 meters and had a discus throw of 137-feet 2-inches (41.81 m) ... Graduated with a GPA above 4.0 due to higher weighted advanced placement courses ... First name, Jelani, is Swahili for "mighty" ... His father, Maurice, is a renowned architect in the Washington metropolitan area and his mother, Stephanie Hall, played basketball at Howard University and is a black belt in karate ... Lists "Game of Thrones" as favorite television show, "The Dark Knight Rises" as favorite movie and Wale as favorite recording artist ... Volunteered at the Dolphins' team service project at Dave & Buster's ... Hosted the inaugural Jelani Jenkins Football Camp from July 10-11, 2015 at his high school alma mater, Our Lady of Good Counsel High School, in Olney, Md ... Full name is Jelani Malik Jenkins, born March 13, 1992 in Rockville, Md.

JELANI JENKINS' NFL REGULAR SEASON STATISTICS

		TACKLES							INTERCEPTIONS					FUMBLES		
YEAR	TEAM	GP	GS	TOT	SOLO	ASST	SK	YDS	NO	YDS	LG	TD	PD	FF	FR	YDS
2013	Miami	16	0	11	10	1	0.0	0.0	0	0	-	0	0	0	0	0
2014	Miami	15	14	108	81	27	3.5	26.5	0	0	-	0	1	2	0	0
NFL TOTALS		31	14	119	91	28	3.5	26.5	0	0	-	0	1	2	0	0

ADDITIONAL STATS

Special Teams Tackles: 6 in 2013, 2 in 2014 for total of 8.



85 // WR

GREG JENNINGS

HT: 6-0 // WT: 198 // BORN: 9/21/83 // COLLEGE: WESTERN MICHIGAN '05
ACQUIRED: FA, 2015 // NFL: 10TH SEASON // DOLPHINS: FIRST SEASON

PRO CAREER

CAREER PRO BOWL SELECTIONS: 2 (2010, 2011)

CAREER TRANSACTIONS: Signed by the Dolphins as a free agent on April 23, 2015 ... Released by Minnesota on March 14, 2015 ... Signed by Minnesota on March 15, 2013 ... Re-

signed by Green Bay on June 24, 2009 ... Signed by Green Bay on July 25, 2006 ... Originally a second-round draft selection (52nd overall) of Green Bay in the 2006 NFL draft.

2014 - Played in 16 games with 13 starts for Minnesota ... Recorded 59 receptions for 742 yards and six touchdowns ... Opened season with six catches for 58 yards and a TD vs. St. Louis (9/7) ... Caught five passes for 70 yards at New Orleans (9/21) ... Had a season-high 77 receiving yards on six catches at Buffalo (10/19) ... Registered five catches for 45 yards and a TD vs. Carolina (11/30) ... Posted six receptions for 76 yards vs. Washington (11/2) ...

AMONG ACTIVE RECEIVERS: Jennings has totaled 552 receptions for 8,083 yards with 63 touchdowns in his nine NFL seasons ... His career totals rank him among the NFL's leading active receivers in several categories, including receptions (14th), receiving yards (15th) and touchdown catches (11th):

ACTIVE NFL RECEIVING LEADERS

RECEPTIONS			RECEIVING YARDS			RECEIVING TDs		
PLAYER	YEARS	NO.	PLAYER	YEARS	YDS.	PLAYER	YEARS	TDs
R. Wayne	2001-14	1,070	R. Wayne	2001-14	14,345	A. Gates	2003-14	99
A. Johnson	2003-14	1,012	A. Johnson	2003-14	13,597	L. Fitzgerald	2004-14	89
J. Witten	2003-14	943	S. Smith	2001-14	13,262	R. Wayne	2001-14	82
A. Boldin	2003-14	940	A. Boldin	2003-14	12,406	C. Johnson	2007-14	74
S. Smith	2001-14	915	L. Fitzgerald	2004-14	12,151	S. Smith	2001-14	72
L. Fitzgerald	2004-14	909	A. Johnson	2003-14	10,502	A. Boldin	2003-14	70
W. Welker	2004-14	890	C. Johnson	2007-14	10,405	M. Colston	2006-14	68
A. Gates	2003-14	788	R. White	2005-14	10,357	S. Moss	2001-14	66
B. Marshall	2006-14	773	S. Moss	2001-14	10,283	B. Marshall	2006-14	65
R. White	2005-14	765	A. Gates	2003-14	10,014	A. Johnson	2003-14	64
S. Moss	2001-14	732	W. Welker	2004-14	9,822	G. JENNINGS	2006-14	63
M. Colston	2006-14	666	B. Marshall	2006-14	9,771	R. White	2005-14	62
C. Johnson	2007-14	643	M. Colston	2006-14	9,239	J. Witten	2003-14	57
G. JENNINGS	2006-14	552	V. Jackson	2006-14	8,364	D. Bryant	2010-14	56
D. Bowe	2007-14	532	G. JENNINGS	2006-14	8,083	V. Davis	2006-14	55
H. Miller	2005-14	532						

2013 - Played in and started 15 games with Minnesota ... Recorded 68 receptions for 804 yards and four touchdowns ... Made Vikings debut at Detroit (9/8) and posted three catches for 33 yards ... Caught two TD passes among his three receptions for 92 yards vs. Pittsburgh (9/29) at Wembley Stadium ... It was his seventh career game with 2 or more scores ... His 70-yard touchdown against the Steelers was his seventh career score of 70-plus yards ... Caught seven passes for 78 yards vs. Chicago (12/1) ... Had season-high 11 receptions for 163 yards vs. Philadelphia (12/15), including a 57-yard touchdown.

2012 - Played in eight games with five starts for Green Bay ... Recorded 36 receptions for 366 yards and four touchdowns ... Was limited throughout the season due to a groin/abdomen injury ... Finished the season with 15 receptions for 165 yards and three TDs over the final two regular season games ... Had his most productive day of the season in season finale at Minnesota (12/30) and finished with season highs in catches (eight), yards (120) and TDs (two) ...

POSTSEASON: Started in both playoff games ... Recorded 10 receptions for 115 yards and one touchdown ... Led the team with 61 yards receiving in the Wild Card game vs. Minnesota (1/5/13) ... Had team leading six receptions in the Divisional game at San Francisco (1/15).

2011 - Played in and started 13 regular season games ... Recorded 67 receptions for 949 yards and nine touchdowns ... Registered three games with 100-plus receiving yards on the season, his fourth consecutive season with at least three games over the century mark ... Caught nine passes for 119 yards at Chicago (9/25) ... Had season-high 147 receiving yards on seven catches including a 79-yard TD at Minnesota (10/23) ...

POSTSEASON: Started the Divisional playoff game vs. the N.Y. Giants (1/15/12) where he recorded four receptions for 40 yards ...

PRO BOWL: Elected to his second consecutive Pro Bowl ... Caught five passes for 42 yards and a TD in the game.

2010 - Started all 16 regular season games ... Recorded 76 receptions for 1,265 yards and 12 touchdowns ... Tied for first in the NFC and second in the NFL in TD receptions ... Had

five 100-yard receiving games for a third straight year ... His 16.6-yard average per catch ranked second in the NFL for players with more than 65 receptions ... Chosen as the NFC Offensive Player of the Week for his seven receptions, 152 yards and three TDs at Minnesota (11/21) ... Caught seven passes for 142 yards vs. N.Y. Giants (12/26).

POSTSEASON: Started all four postseason games as the Packers won Super Bowl XLV ... Recorded 21 receptions for 303 yards with two touchdowns ... Had eight catches for 101 yards in NFC Divisional Round game at Atlanta (1/15) ... Registered eight receptions for 130 yards in the NFC Championship Game at Chicago (1/23) ... Caught two TD passes, a 21-yarder and 8-yarder, among his four catches and 64 yards in the Super Bowl XLV victory vs. Pittsburgh ...

PRO BOWL: Earned his first Pro Bowl selection.

2009 - Played in all 16 games with 13 starts ... Named to the USA Today All-Joe Team ... Recorded 68 receptions for 1,113 and four touchdowns ... Posted five games of 100-plus receiving yards ... Had a season-high 126 yards on five catches and a TD vs. San Francisco (11/22) ... Caught seven passes for 81 yards and a TD vs. Minnesota (11/1) ...

POSTSEASON: Recorded eight receptions for 130 yards and one touchdown at Arizona (1/10/10) in the NFC Wild Card game.

2008 - Played in all 16 games with 15 starts ... Recorded 80 receptions for 1,292 yards and nine touchdowns ... Had five games with 100-plus yards on the season ... Ranked seventh in the NFC in receptions and sixth in the NFL in receiving yards ... Led the league with eight receptions over 40 yards ... Had eight receptions for 115 yards vs. Dallas (9/21) ... Caught two touchdowns passes among his six receptions for 109 yards at Tampa Bay (9/28) ... Had season-high 167 receiving yards on six receptions at Detroit (9/14).

2007 - Played and started in 13 games ... Recorded 53 receptions for 920 yards and 12 touchdowns ... Tied for seventh in the NFL and third in the NFC in scoring (72 points) for non-kickers ... His 17.4-yard average per catch was fourth best in the league ... Caught a touchdown pass in five consecutive games (Weeks 11-15) ... Was on the receiving end of Brett Favre's 420th TD pass (tying Dan Marino) with a 57-yard score vs. San Diego (9/23) ... Caught Favre's record-breaking 421st TD pass at Minnesota (9/30) on a 16-yard reception ... Scored the game-winning TD in overtime at Denver (10/29) with an 82-yard reception on the first play of OT ... Caught Aaron Rodgers' first career TD pass at Dallas (11/29), an 11-yard score ...

POSTSEASON: Played in two playoff games ... Recorded seven catches for 85 yards and two touchdowns ... Made playoff debut vs. Seattle (1/12/08) in Divisional Round and caught a team-high six passes for 71 yards and two TDs ... Caught one pass in the NFC Championship game loss vs. N.Y. Giants (1/20/08).

2006 - Played in 14 games with 11 starts as a rookie ... Recorded 45 receptions for 632 yards and three touchdowns ... Also returned five punts for 29 yards (5.8) and recorded three special teams tackles ... Named to the Pro Football Weekly/PFWA All-Rookie team ... Made his NFL debut vs. Chicago (9/10) ... Made his first NFL start vs. New Orleans (9/17) and caught his first TD pass on a 22-yard toss from Brett Favre ... Earned Diet Pepsi NFL Offensive Rookie of the Week honors for his performance at Detroit (9/24) as he had three receptions for 101 yards and one TD (75t), Favre's 400th TD pass of his career.

COLLEGE

Four-year letterman at Western Michigan... Was the first wide receiver drafted out of Western Michigan ... Closed career as the school's all-time leader in receptions (238), touchdown catches (39), and all-purpose yards (5,093) ... Ranked second in receiving yards with 3,539 ... Became just the 11th player in NCAA Division I history to record three career 1,000-yard receiving seasons (2003-05) ... Recorded 18 career 100-yard games ... Was a Third-Team All-America pick by the Associated Press and received second-team honors by Sports Illustrated following his senior season ... Was the MAC's Vern Smith Leadership Award (conference MVP) winner along with the MAC Offensive Player of the Year, becoming the first player to win both awards since Randy Moss did so with Marshall in 1997 ... Returned to Western Michigan in 2010 and graduated with a major in public relations and a minor in drug abuse counseling.

PERSONAL

Married to his wife, Nicole ... Has four children: Amya, Alea, Ayva and Aice ... First cousin of former Denver Broncos linebacker Ian Gold ... Siblings include sister, Valynia, brother, Courtney, and sister, Ebony ... Attended Kalamazoo (Mich.) Central High School ... Lettered three times in football and played wide receiver, running back, outside linebacker and defensive back ... Was All-Conference in three sports – football, basketball and track ... Named Second-Team All-State in basketball following his senior year where they went 24-4 ... Won the state long jump title (21-9) as a senior and ran a leg of the 4x100-meter relay team as a junior ... Was second-team All-State after his junior year ... Played with RB Jerome Harrison (Browns, Eagles, Lions) and helped Kalamazoo Central to its first Big Eight Conference title ... Attended the same high school as Yankees SS Derek Jeter ... Started the Greg Jennings Foundation in 2008, focusing on striving for a community where all educational needs for youth are met ... Plays the bass and guitar ... Is active in the church as his father, Greg, is a pastor at Progressive Deliverance Ministries in Kalamazoo and his mother, Gwen, is a missionary ... Has played a lab technician in the CBS crime drama Criminal Minds, a football coach on USA's Royal Pains and playing himself in several Old Spice

GREG JENNINGS' NFL REGULAR SEASON STATISTICS

YEAR	TEAM	GP	GS	RECEIVING					RUSHING				
				NO.	YDS.	AVG.	LG	TD	ATT.	YDS.	AVG.	LG	TD
2006	Green Bay	14	11	45	632	14.0	75t	3	0	0	0.0	0	0
2007	Green Bay	13	13	53	920	17.4	82t	12	0	0	0.0	0	0
2008	Green Bay	16	15	80	1,292	16.2	63	9	0	0	0.0	0	0
2009	Green Bay	16	13	68	1,113	16.4	83t	4	0	0	0.0	0	0
2010	Green Bay	16	16	76	1,265	16.6	86t	12	1	-1	-1.0	-1	0
2011	Green Bay	13	13	67	949	14.2	79t	9	0	0	0.0	0	0
2012	Green Bay	8	5	36	366	10.2	45	4	0	0	0.0	0	0
2013	Minnesota	15	15	68	804	11.8	70t	4	0	0	0.0	0	0
2014	Minnesota	16	13	59	742	12.6	38	6	0	0	0.0	0	0
NFL TOTALS		127	114	552	8,083	14.6	86t	63	1	-1	-1.0	-1	0

GREG JENNINGS' NFL PLAYOFF STATISTICS

YEAR	TEAM	GP	GS	RECEIVING					RUSHING				
				NO.	YDS.	AVG.	LG	TD	ATT.	YDS.	AVG.	LG	TD
2007	Green Bay	2	0	7	85	12.1	24	2	0	0	0.0	0	0
2009	Green Bay	1	1	8	130	16.3	35	1	0	0	0.0	0	0
2010	Green Bay	4	4	21	303	14.4	31	2	0	0	0.0	0	0
2011	Green Bay	1	1	4	40	10.0	14	0	0	0	0.0	0	0
2012	Green Bay	2	2	10	115	11.5	32	1	0	0	0.0	0	0
PLAYOFF TOTALS		10	8	50	673	13.5	35	6	0	0	0.0	0	0

ADDITIONAL STATS

Punt Returns: 5 for 29 yards, 5.8 avg., long of 10 in 2006.

SINGLE-GAME HIGHS

- Receptions:** 11 vs. Philadelphia 12/15/13
9 at Chicago, 9/25/11
8 seven times (last: at Minnesota, 12/30/12)
- Receiving Yards:** 167 at Detroit, 9/14/08
163 vs. Philadelphia, 12/15/13
152 at Minnesota, 11/21/10
147 at Minnesota, 10/23/11
142 vs. New York Giants, 12/26/10
86t vs. Miami, 10/17/10
83t at Pittsburgh, 12/20/09
82t at Denver, 10/29/07
- Longest Receptions:**

TD Receptions:

3 at Minnesota, 11/21/10

2 eight times (last: vs. Pittsburgh, 9/29/13)

100-YARD RECEIVING GAMES (27)

DATE	OPPONENT	ATT.	YDS.	AVG.	LG	TD
9/24/06	at Detroit	3	101	33.7	75t	1
10/8/06	vs. St. Louis	5	105	21.0	46t	1
10/29/07	at Denver	6	141	23.5	82t	1
12/9/07	vs. Oakland	2	100	50.0	80t	1
9/14/08	at Detroit	6	167	27.8	62	0
9/21/08	vs. Dallas	8	115	14.4	26	0
9/28/08	at Tampa Bay	6	109	18.2	48t	2
11/24/08	at New Orleans	8	101	12.6	24	1
12/28/08	vs. Detroit	5	101	20.2	47	0
9/13/09	vs. Chicago	6	106	17.7	50t	1
9/27/09	at St. Louis	2	103	51.5	53	0
11/22/09	vs. San Francisco	5	126	25.2	64t	1
12/20/09	at Pittsburgh	5	118	23.6	83t	1
12/27/09	vs. Seattle	4	111	27.8	40	0
1/10/10	at Arizona*	8	130	16.3	35	1
10/17/10	vs. Miami	6	133	22.2	86t	1
11/21/10	at Minnesota	7	152	21.7	47	3
11/28/10	at Atlanta	5	119	23.8	35	0
12/5/10	vs. San Francisco	6	122	20.3	57t	2
12/26/10	vs. N.Y. Giants	7	142	20.3	36	0
1/15/11	at Atlanta*	8	101	12.6	30	0
1/23/11	at Chicago*	8	130	16.3	26	0
9/25/11	at Chicago	9	119	13.2	25	0
10/2/11	vs. Denver	7	103	14.7	43	1
10/23/11	at Minnesota	7	147	21.0	79t	1
12/30/12	at Minnesota	8	120	15.0	45	2
12/15/13	vs. Philadelphia	11	163	14.8	57t	1

* - Playoff Game

2006 GAME-BY-GAME STATISTICS (Green Bay)

DATE	OPPONENT	P/S	RECEIVING				RUSHING				W/L	SCORE
			NO.	YDS.	LG	TD	ATT.	YDS.	LG	TD		
9/10	CHICAGO	1/0	1	5	5	0	0	0	0	0	L	0-26
9/17	NEW ORLEANS	1/1	6	67	23	1	0	0	0	0	L	27-34
9/24	at Detroit	1/1	3	101	75t	1	0	0	0	0	W	31-24
10/2	at Philadelphia	1/1	5	86	30	0	0	0	0	0	L	9-31
10/8	ST. LOUIS	1/1	5	105	46t	1	0	0	0	0	L	20-23
10/22	at Miami	1/1	1	14	14	0	0	0	0	0	W	34-24
10/29	ARIZONA		INACTIVE									
11/5	at Buffalo	1/0	5	69	25	0	0	0	0	0	L	10-24
11/12	at Minnesota	1/0	3	38	14	0	0	0	0	0	W	23-17
11/19	NEW ENGLAND	1/1	1	26	26	0	0	0	0	0	L	0-35
11/27	at Seattle	1/1	6	50	17	0	0	0	0	0	L	24-34
12/3	N.Y. JETS	1/1	2	14	7	0	0	0	0	0	L	10-38
12/10	at San Francisco	1/1	5	50	17	0	0	0	0	0	W	30-19
12/17	DETROIT	1/1	1	5	5	0	0	0	0	0	W	17-9
12/21	MINNESOTA	1/1	1	2	2	0	0	0	0	0	W	9-7
12/31	at Chicago		INACTIVE									
2006 TOTALS			14/11	45	632	75	3	0	0	0	0	

2007 GAME-BY-GAME STATISTICS (Green Bay)

DATE	OPPONENT	P/S	RECEIVING				RUSHING				W/L	SCORE
			NO.	YDS.	LG	TD	ATT.	YDS.	LG	TD		
9/9	PHILADELPHIA		INACTIVE									
9/16	at N.Y. Giants		INACTIVE									
9/23	SAN DIEGO	1/1	4	82	57t	1	0	0	0	0	W	31-24
9/30	at Minnesota	1/1	3	43	18	1	0	0	0	0	W	23-16
10/7	CHICAGO	1/1	4	83	41t	1	0	0	0	0	L	20-27

2007 GAME-BY-GAME STATISTICS (Green Bay)

DATE	OPPONENT	P/S	RECEIVING				RUSHING				W/L	SCORE
			NO.	YDS.	LG	TD	ATT.	YDS.	LG	TD		
10/14	WASHINGTON	1/1	3	20	8	0	0	0	0	0	W	17-14
10/29	at Denver	1/1	6	141	82t	1	0	0	0	0	W	19-13
11/4	at Kansas City	1/1	3	85	60t	2	0	0	0	0	W	33-22
11/11	MINNESOTA	1/1	4	63	34	0	0	0	0	0	W	34-0
11/18	CAROLINA	1/1	7	48	12	1	0	0	0	0	W	31-17
11/22	at Detroit	1/1	5	60	24	2	0	0	0	0	W	37-26
11/29	at Dallas	1/1	5	87	43	1	0	0	0	0	L	27-37
12/9	OAKLAND	1/1	2	100	80t	1	0	0	0	0	W	38-7
12/16	at St. Louis	1/1	4	66	44t	1	0	0	0	0	W	33-14
12/23	at Chicago	1/1	3	42	20	0	0	0	0	0	L	7-35
12/29	TAMPA BAY		INACTIVE									
12/30	DETROIT		INACTIVE									
1/12/08	SEATTLE#	1/0	6	71	24	2	0	0	0	0	W	42-20
1/20/08	N.Y. GIANTS#	1/0	1	14	14	0	0	0	0	0	L	23-20
2007 TOTALS		13/13	53	920	82t	12	0	0	0	0		
PLAYOFF TOTALS		2/0	7	85	24	2	0	0	0	0		

2008 GAME-BY-GAME STATISTICS (Green Bay)

DATE	OPPONENT	P/S	RECEIVING				RUSHING				W/L	SCORE
			NO.	YDS.	LG	TD	ATT.	YDS.	LG	TD		
9/8	MINNESOTA	1/1	5	91	56	0	0	0	0	0	W	24-19
9/14	at Detroit	1/1	6	167	62	0	0	0	0	0	W	48-25
9/21	DALLAS	1/1	8	115	26	0	0	0	0	0	L	16-27
9/28	at Tampa Bay	1/1	6	109	48t	2	0	0	0	0	L	21-30
10/5	ATLANTA	1/1	4	87	36	1	0	0	0	0	L	24-27
10/12	at Seattle	1/1	5	84	45t	1	0	0	0	0	W	27-17
10/19	INDIANAPOLIS	1/1	3	32	14	0	0	0	0	0	W	34-14
11/2	at Tennessee	1/1	3	79	52	0	0	0	0	0	L	16-19
11/9	at Minnesota	1/1	3	37	15	0	0	0	0	0	L	27-28
11/16	CHICAGO	1/1	5	64	29	1	0	0	0	0	W	37-3
11/24	at New Orleans	1/1	8	101	24	1	0	0	0	0	L	21-59
11/30	CAROLINA	1/0	8	91	21t	1	0	0	0	0	L	31-35
12/7	HOUSTON	1/1	2	74	63	0	0	0	0	0	L	21-24
12/14	at Jacksonville	1/1	3	22	11	1	0	0	0	0	L	16-20
12/22	at Chicago	1/1	6	38	10	1	0	0	0	0	L	17-20
12/28	DETROIT	1/1	5	101	47	0	0	0	0	0	W	31-21
2008 TOTALS		16/15	80	1,292	63	9	0	0	0	0		

2009 GAME-BY-GAME STATISTICS (Green Bay)

DATE	OPPONENT	P/S	RECEIVING				RUSHING				W/L	SCORE
			NO.	YDS.	LG	TD	ATT.	YDS.	LG	TD		
9/13	CHICAGO	1/1	6	106	50t	1	0	0	0	0	W	21-15
9/20	CINCINNATI	1/0	0	0	0	0	0	0	0	0	L	24-31
9/27	at St. Louis	1/0	2	103	53	0	0	0	0	0	W	36-17
10/5	at Minnesota	1/1	3	31	14	0	0	0	0	0	L	30-23
10/18	DETROIT	1/1	6	64	26	0	0	0	0	0	W	26-0
10/25	at Cleveland	1/1	5	52	18	0	0	0	0	0	W	31-3
11/1	MINNESOTA	1/1	7	81	30	1	0	0	0	0	W	26-38
11/8	at Tampa Bay	1/1	5	61	21	0	0	0	0	0	L	28-38
11/15	DALLAS	1/1	4	45	14	0	0	0	0	0	W	17-7
11/22	SAN FRANCISCO	1/1	5	126	64t	1	0	0	0	0	W	30-24
11/26	at Detroit	1/1	4	53	33	0	0	0	0	0	W	34-12
12/7	BALTIMORE	1/1	6	77	21	0	0	0	0	0	W	27-14
12/13	at Chicago	1/0	3	56	25	0	0	0	0	0	W	21-14
12/20	at Pittsburgh	1/1	5	118	83t	1	0	0	0	0	L	36-37
12/27	SEATTLE	1/1	4	111	40	0	0	0	0	0	W	48-10
1/3	at Arizona	1/1	3	29	12	0	0	0	0	0	W	33-7
1/10	at Arizona#	1/1	8	130	35	1	0	0	0	0	L	45-51
2009 TOTALS		16/13	68	1,113	83t	4	0	0	0	0		
PLAYOFF TOTALS		1/1	8	130	35	1	0	0	0	0		

2010 GAME-BY-GAME STATISTICS (Green Bay)

DATE	OPPONENT	P/S	RECEIVING				RUSHING				W/L	SCORE
			NO.	YDS.	LG	TD	ATT.	YDS.	LG	TD		
9/12	at Philadelphia	1/1	5	82	32t	1	0	0	0	0	W	27-20
9/19	BUFFALO	1/1	3	36	21	0	0	0	0	0	W	34-7
9/27	at Chicago	1/1	2	18	11	1	0	0	0	0	L	17-20
10/3	DETROIT	1/1	2	25	17t	1	0	0	0	0	W	28-26
10/10	at Washington	1/1	2	22	14	0	0	0	0	0	L	13-16
10/17	MIAMI	1/1	6	133	86t	1	0	0	0	0	L	20-23
10/24	MINNESOTA	1/1	6	74	24	1	0	0	0	0	W	28-24
10/31	at N.Y. Jets	1/1	6	81	30	0	0	0	0	0	W	9-0
11/7	DALLAS	1/1	7	80	33	1	0	0	0	0	W	45-7
11/21	at Minnesota	1/1	7	152	47	3	0	0	0	0	W	31-3
11/28	at Atlanta	1/1	5	119	35	0	0	0	0	0	L	17-20
12/5	SAN FRANCISCO	1/1	6	122	57t	2	0	0	0	0	W	34-16
12/12	at Detroit	1/1	4	52	32	0	0	0	0	0	L	3-7
12/19	at New England	1/1	4	30	16	1	1	-1	-1	0	L	27-31
12/26	N.Y. GIANTS	1/1	7	142	36	0	0	0	0	0	W	17-45
1/2	CHICAGO	1/1	4	97	46	0	0	0	0	0	W	10-3
1/9	at Philadelphia#	1/1	1	8	8	0	0	0	0	0	W	21-16
1/15/11	at Atlanta#	1/1	8	101	30	0	0	0	0	0	W	48-21
1/23/11	at Chicago#	1/1	8	130	26	0	0	0	0	0	W	21-14
2/6/11	PITTSBURGH#	1/1	4	64	31	2	0	0	0	0	W	31-25
2010 TOTALS		16/16	76	1,265	86t	12	1	-1	-1	0		
PLAYOFF TOTALS		4/4	21	303	31	2	0	0	0	0		

2011 GAME-BY-GAME STATISTICS (Green Bay)

DATE	OPPONENT	P/S	RECEIVING				RUSHING				W/L	SCORE
			NO.	YDS.	LG	TD	ATT.	YDS.	LG	TD		
9/8	NEW ORLEANS	1/1	7	89	22	1	0	0	0	0	W	42-34
9/18	at Carolina	1/1	2	55	49t	1	0	0	0	0	W	30-23
9/25	at Chicago	1/1	9	119	25	0	0	0	0	0	W	27-17
10/2	DENVER	1/1	7	103	43	1	0	0	0	0	W	49-23
10/9	at Atlanta	1/1	4	82	39	1	0	0	0	0	W	25-14
10/16	ST. LOUIS	1/1	6	82	24	0	0	0	0	0	W	24-3
10/23	at Minnesota	1/1	7	147	79t	1	0	0	0	0	W	33-27
11/6	at San Diego	1/1	6	46	21	1	0	0	0	0	W	45-38
11/14	MINNESOTA	1/1	3	32	24t	1	0	0	0	0	W	45-7
11/20	TAMPA BAY	1/1	2	6	4	0	0	0	0	0	W	35-26
11/24	at Detroit	1/1	5	74	31	1	0	0	0	0	W	27-15
12/4	at N.Y. Giants	1/1	7	94	20t	1	0	0	0	0	W	38-35
12/11	OAKLAND	1/1	2	20	12	0	0	0	0	0	W	46-16
12/18	at Kansas City		INACTIVE									
12/25	CHICAGO		INACTIVE									
1/1/12	DETROIT		INACTIVE									
1/15/12	N.Y. GIANTS#	1/1	4	40	14	0	0	0	0	0	L	20-37
2011 TOTALS		13/13	67	949	79t	9	0	0	0	0		
PLAYOFF TOTALS		1/1	4	40	14	0	0	0	0	0		

2012 GAME-BY-GAME STATISTICS (Green Bay)

DATE	OPPONENT	P/S	RECEIVING				RUSHING				W/L	SCORE
			NO.	YDS.	LG	TD	ATT.	YDS.	LG	TD		
9/7	SAN FRANCISCO	1/1	5	34	10	0	0	0	0	0	L	22-30
9/13	CHICAGO		INACTIVE									
9/24	at Seattle	1/1	6	35	13	0	0	0	0	0	L	12-14
9/30	NEW ORLEANS	1/0	1	9	9t	1	0	0	0	0	W	28-27
10/7	at Indianapolis		INACTIVE									
10/14	at Houston		INACTIVE									
10/21	at St. Louis		INACTIVE									
10/28	JACKSONVILLE		INACTIVE									
11/4	ARIZONA		INACTIVE									
11/18	at Detroit		INACTIVE									
11/25	at N.Y. Giants		INACTIVE									

2012 GAME-BY-GAME STATISTICS (Green Bay)

DATE	OPPONENT	P/S	RECEIVING				RUSHING				W/L	SCORE
			NO.	YDS.	LG	TD	ATT.	YDS.	LG	TD		
12/2	MINNESOTA	1/0	4	46	18	0	0	0	0	0	W	23-14
12/9	DETROIT	1/1	1	27	27	0	0	0	0	0	W	27-20
12/16	at Chicago	1/0	4	50	19	0	0	0	0	0	W	21-13
12/23	TENNESSEE	1/1	7	45	9	1	0	0	0	0	W	55-7
12/30	at Minnesota	1/1	8	120	45	2	0	0	0	0	L	34-37
1/5/13	MINNESOTA#	1/1	4	61	32	0	0	0	0	0	W	24-10
1/15/13	at San Francisco#	1/1	6	54	30	1	0	0	0	0	L	31-45
2012 TOTALS		8/5	36	366	45	4	0	0	0	0		
PLAYOFF TOTALS		2/2	10	115	32	1	0	0	0	0		

2013 GAME-BY-GAME STATISTICS (Minnesota)

DATE	OPPONENT	P/S	RECEIVING				RUSHING				W/L	SCORE
			NO.	YDS.	LG	TD	ATT.	YDS.	LG	TD		
9/8	at Detroit	1/1	3	33	20	0	0	0	0	0	L	24-34
9/15	at Chicago	1/1	5	84	22	0	0	0	0	0	L	30-31
9/22	CLEVELAND	1/1	3	43	27	0	0	0	0	0	L	27-31
9/29	PITTSBURGH	1/1	3	92	70t	2	0	0	0	0	W	34-27
10/13	CAROLINA	1/1	6	34	20	0	0	0	0	0	L	10-35
10/21	at N.Y. Giants	1/1	4	41	12	0	0	0	0	0	L	7-23
10/27	GREEN BAY	1/1	1	9	9	0	0	0	0	0	L	31-44
11/3	at Dallas	1/1	6	56	27	0	0	0	0	0	L	23-27
11/7	WASHINGTON	1/1	3	18	10	0	0	0	0	0	W	34-27
11/17	at Seattle		INACTIVE									
11/24	at Green Bay	1/1	2	29	21	0	0	0	0	0	T	26-26
12/1	CHICAGO	1/1	7	78	19	1	0	0	0	0	W	23-20
12/8	at Baltimore	1/1	5	53	19	0	0	0	0	0	L	26-29
12/15	PHILADELPHIA	1/1	11	163	57t	1	0	0	0	0	W	48-30
12/22	at Cincinnati	1/1	4	27	14	0	0	0	0	0	L	14-42
12/29	DETROIT	1/1	5	44	14	0	0	0	0	0	W	14-13
2013 TOTALS		15/15	68	804	70t	4	0	0	0	0		

2014 GAME-BY-GAME STATISTICS (Minnesota)

DATE	OPPONENT	P/S	RECEIVING				RUSHING				W/L	SCORE
			NO.	YDS.	LG	TD	ATT.	YDS.	LG	TD		
9/7	at St. Louis	1/1	6	58	18	1	0	0	0	0	W	34-6
9/14	NEW ENGLAND	1/1	1	4	4	0	0	0	0	0	L	7-30
9/21	at New Orleans	1/0	5	70	30	0	0	0	0	0	L	9-20
9/28	ATLANTA	1/1	3	72	29	0	0	0	0	0	W	41-28
10/2	at Green Bay	1/1	2	31	17	0	0	0	0	0	L	10-42
10/12	DETROIT	1/1	3	33	16	0	0	0	0	0	L	3-17
10/19	at Buffalo	1/0	6	77	38	0	0	0	0	0	L	16-17
10/26	at Tampa Bay	1/0	3	38	17t	1	0	0	0	0	W	19-13
11/2	WASHINGTON	1/1	6	76	22	0	0	0	0	0	W	29-26
11/16	at Chicago	1/1	1	4	4	0	0	0	0	0	L	13-21
11/23	GREEN BAY	1/1	4	38	13	1	0	0	0	0	L	21-24
11/30	CAROLINA	1/1	5	45	17t	1	0	0	0	0	W	13-31
12/7	NEW YORK JETS	1/1	5	52	17	0	0	0	0	0	W	24-30
12/14	at Detroit	1/1	3	43	26	1	0	0	0	0	L	14-16
12/21	at Miami	1/1	3	56	24	1	0	0	0	0	L	35-37
12/28	CHICAGO	1/1	3	45	20	0	0	0	0	0	W	13-9
2014 TOTALS		16/13	59	742	38	6	0	0	0	0	7-9	

- Playoff Game



76 // DT ANTHONY JOHNSON

HT: 6-2 // WT: 317 // BORN: 1/24/93 // COLLEGE: LOUISIANA STATE '15
ACQUIRED: FA, 2014 // NFL: SECOND SEASON // DOLPHINS: SECOND SEASON

PRO CAREER

CAREER TRANSACTIONS: Signed by the Dolphins as an undrafted college free agent on May 12, 2014.

2014 - Played in seven games as a rookie ... Was inactive for six games ... Recorded two tackles (one solo) and a fumble recovery ... Made NFL debut in season opener vs. New England (9/7) and recovered a fumble ... Had one tackle vs. Baltimore (12/7) ... Placed on injured reserve on Dec. 13 with an ankle injury ... Missed the final three games of the season.

COLLEGE

Three-year letterman (2011-13) at Louisiana State ... Played in 40 career games with 16 starts ... Recorded career totals of 77 tackles (32 solo) with seven sacks, 22.0 tackles for loss, two pass deflections and one interception ... Started all 13 games as a junior in 2013 ... Recorded 35 tackles (15 solo) with nine tackles for loss, three sacks, three quarterback pressures, one pass breakup and an interception ... Earned second-team All-Southeastern Conference honors ... Played in all 13 games with three starts as a sophomore in 2012 ... Recorded 30 tackles (11 solo) with three sacks, ten tackles for loss and a deflected pass ... Played in 14 games as a freshman in 2011 ... Recorded 12 tackles (six solo), a sack and three tackles for loss ... Earned Freshman All-American honors ... Majored in general studies.

PERSONAL

Played four seasons at Perry Walker High School in New Orleans, La ... Broke the national high school career record with 67.5 sacks ... Selected to the prestigious Parade All-American team as a senior in 2010 ... Awarded the Louisiana Gatorade Player of the Year Award, becoming just the first lineman, and only third defender, in the 16 years of handing out the honor to win the state's Gatorade Player of the Year honor ... Named first-team USA Today All-USA ... Awarded the Louisiana 4A Most Outstanding Defensive Player of the Year in both 2009 and 2010 ... Nicknamed "The Freak" ... Sang in school's choir and also sang the National Anthem before some of his high school football games ... His family was displaced after Hurricane Katrina, moving to Alabama for a period of time ... Returned to New Orleans and finished his high school career at O.P. Walker, where he became one of the most sought after high school players in the country ... Participated in the Miami Dolphins "All-Community Team" program along with his fellow defensive linemen under the group name "First Line of Defense" ... As part of the program, they purchased tickets, food vouchers, T-shirts and parking to each of the team's regular season home games and donated them to a charitable organization ... Born January 24, 1993.

ANTHONY JOHNSON'S NFL REGULAR SEASON STATISTICS

YEAR	TEAM	GP	GS	TACKLES					INTERCEPTIONS					FUMBLES		
				TOT	SOLO	ASST	SK	YDS	NO	YDS	LG	TD	PD	FF	FR	YDS
2013	Miami	7	0	2	1	1	0.0	0.0	0	0	-	0	0	0	1	0



36 // S DON JONES

HT: 5-11 // WT: 205 // BORN: 5/14/90 // COLLEGE: ARKANSAS STATE '13
ACQUIRED: D7, 2013 // NFL: THIRD SEASON // DOLPHINS: THIRD SEASON

PRO CAREER

CAREER TRANSACTIONS: Awarded to the Dolphins off waivers from New England on Nov. 28, 2014 ... Waived by New England on Nov. 27, 2014 ... Awarded to New England off waivers from the Dolphins on Sept. 1, 2014 ... Waived by the Dolphins on Aug. 31, 2014 ... Originally was a seventh-round draft selection (250th overall) of the Dolphins in the 2013 NFL draft.

2014 - Played in a total of 15 games for New England and Miami ... Finished with a total of 11 special teams tackles ... Played in nine games with the Patriots ... Recorded six special teams tackles ... Waived by New England on Nov. 27 and acquired off waivers by the Dolphins on November 28 ... Played in six games for Miami ... Recorded five special teams tackles ... Made his Dolphins debut at N.Y. Jets (12/1) and collected two special teams tackles ... Posted two special teams tackles at New England (12/14) ... Recorded one special teams tackle vs. N.Y. Jets (12/28).

2013 - Played in all 16 games as a rookie ... Led the Dolphins with 11 special teams tackles ... Made his NFL debut at Cleveland (9/8) ... Forced a fumble by the Falcons Harry Douglas vs. Atlanta (9/22) that was recovered by John Denney on the Atlanta 19-yard line with 1:58 left in the third quarter ... The turnover resulted in a Dolphins' touchdown to tie the game at 20-20 in a contest Miami went on to win 27-23 ... Had season-high four special teams tackles vs. Cincinnati (10/31).

COLLEGE

Three-year letterman (2009, 2011-12) and two-year starter at Arkansas State ... Started all 13 games as a senior in 2012 ... Recorded 74 tackles (45 solo), 5.5 tackles for loss, an interception and two passes defended ... Posted an interception against Alcorn State ... Played in all 13 games with ten starts as a junior in 2011 ... Named the Sun Belt Conference Special Teams Player of the Week twice ... Recorded 54 tackles, 6.5 tackles for loss, an interception, a sack, three passes defended and a blocked kick ... Blocked a punt and returned it for a touchdown vs. Louisiana-Monroe ... Had a career-high ten tackles and returned a block for a score vs. Troy ... Finished the GoDaddy.com Bowl with a team-high eight tackles ... Transferred to Mississippi Gulf Coast Community College for the 2010 season ... Played in seven games ... Recorded 39 tackles and three tackles for loss ... Played running back for Arkansas State in 2009 ... Rushed for 149 yards and two touchdowns on 24 attempts ... Also recorded 12 receptions for 146 yards and another touchdown ... Redshirted in 2008 ... Majored in interdisciplinary studies.

PERSONAL

Has a daughter (Lia) ... Attended Hazelwood High School in Town Creek, Ala ... Played both running back and defensive back ... Rushed for 1,853 yards and 22 touchdowns his senior campaign ... Was the state track and field champion in the 100-, 200- and 400-meter events ... Lists "Rush Hour 2" as favorite movie and Future as favorite recording artist ... Volunteered at the Dolphins' team service project at Dave & Buster's ... Full name is Don Jones II, born May 14, 1990 in Tuscumbia, Ala.

DON JONES' NFL REGULAR SEASON STATISTICS

YEAR TEAM	GP	GS	TACKLES					INTERCEPTIONS					FUMBLES		
			TOT	SOLO	ASST	SK	YDS	NO	YDS	LG	TD	PD	FF	FR	YDS
2013 Miami	16	0	0	0	0	0	0	0	0	0	–	0	0	0	0
2014 New England	9	0	0	0	0	0	0	0	0	0	–	0	0	0	0
Miami	6	0	0	0	0	0	0	0	0	0	–	0	0	0	0
NFL TOTALS	31	0	0	0	0	0	0	0	0	0	–	0	0	0	0

ADDITIONAL STATISTICS

Special Teams Tackles: 11 in 2013, (New England) 6 in 2014 (Miami) 5 in 2014 for total 22.

Special Teams Forced Fumbles: 1 in 2013.



20 // S

RESHAD JONES

HT: **6-1** // WT: **218** // BORN: **2/25/88** // COLLEGE: **GEORGIA '10**
ACQUIRED: **DSB, 2010** // NFL: **SIXTH SEASON** // DOLPHINS: **SIXTH SEASON**

PRO CAREER

CAREER TRANSACTIONS: Originally was a fifth-round draft selection (163rd overall) of the Dolphins in the 2010 NFL draft.

2014 - Played and started in 12 games Finished with 79 tackles (70 solo), seven passes defended, three interceptions, one sack and one forced fumble ... Missed first four games of the season due to an NFL suspension ... Activated to Miami's active roster on October 6 ... Made season debut vs. Green Bay (10/12) and led the team with nine solo tackles ... Led the team with seven tackles and added his first interception of the season, returning it for a career-long 50 yards in 27-14 win, at Chicago (10/19) ... The interception led to a 10-yard touchdown pass from QB Ryan Tannehill to WR Mike Wallace ... Had a team-high eight tackles and recorded a sack for an eight-yard loss at Jacksonville (10/26) ... Led the team in tackles (five solo) for the fourth straight week vs. San Diego (11/2), including one for a loss on an early fourth-and-one attempt by the Chargers ... Added his second interception of the season in the second quarter and returned it 16 yards ... Was recognized by Peter King of Sports Illustrated as his Defensive Player of the Week for his efforts vs. San Diego ... Had 10 tackles at the N.Y. Jets (12/1) and recorded his third interception of the season ... Made 10 tackles (eight solo) vs. Baltimore (12/7) ... Registered six total tackles at New England (12/14) ... Posted six tackles vs. Minnesota (12/21) ... Recorded seven tackles vs. N.Y. Jets (12/28) ...

SACKS: Had one sack during the 2014 season ... He has had at least one sack during each of his five NFL seasons ... His total of 6.5 career sacks is tied for the second-most career sacks by a Dolphins defensive back in team history:

MOST CAREER SACKS BY A DOLPHINS DEFENSIVE BACK

PLAYER	YEARS	SACKS	PLAYER	YEARS	SACKS
1. Jeremiah Bell	2004-11	11.0	4. Jerry Wilson	1996-2000	5.5
2. Patrick Surtain	1998-2004	6.5	5. Will Allen	2006-11	4.0
RESHAD JONES	2010-14	6.5	Calvin Jackson	1994-99	4.0
3. Liffort Hobley	1987-1993	6.0	Nate Jones	2009-11	4.0

2013 - Started all 16 games ... Finished second on the Dolphins with 107 tackles (84 solo) and added four passes defended, 1.5 sacks and one interception which he returned 25 yards for a touchdown ... It marked his first season with 100-plus tackles ... Led the team in tackles three times and was second four times ... Had three games of double figure tackles ... Tied for the team lead with six tackles at Cleveland (9/8) ... Had nine tackles including a half-sack with Olivier Vernon at Indianapolis (9/15) ... Finished second on team with seven tackles vs. Atlanta (9/22) ... Had three tackles and an interception, picking off a Joe Flacco pass and returning it 25 yards for his first-career touchdown vs. Baltimore (10/6) ... It was the first INT for a touchdown by a Dolphins safety since Brock Marion had a 100-yard return vs. Buffalo on Jan. 6, 2002 ... Led the Dolphins with ten tackles, including a sack of Bills quarterback Thad Lewis for a nine-yard loss, vs. Buffalo (10/20) ... Led the team with 11 tackles vs. N.Y. Jets (12/29).

2012 - Started all 16 games ... Finished fourth on the Dolphins with 95 tackles (74 solo) and added one sack and two fumble recoveries ... Led the team with a career-high four interceptions he returned 28 yards ... Led the Dolphins in tackles once and finished second on the team in tackles three times ... Had two games of double figure tackles ... Registered three tackles and an interception, picking off a Carson Palmer pass and returning it eight yards, vs. Oakland (9/18) ... Posted seven stops and an interception at Cincinnati (10/7), picking off an Andy Dalton pass with 1:30 left in the game at midfield to secure the Dolphins' 17-13 win ... Led team with a career-high 14 tackles and added a pass defense and a forced fumble at Buffalo (11/15) ... Had ten tackles, an interception and a five-yard sack vs. New England (12/2) ... Was involved in three takeaways with one interception and two fumble recoveries vs. Buffalo (12/23) ... His first fumble recovery came when he recovered a Steve Johnson fumble that resulted in a Dolphins touchdown ... His second fumble recovery came when he recovered a Ryan Fitzpatrick fumble that was caused by a sack by Cameron Wake which resulted in a Dolphins field goal ... His interception came when he picked off a Fitzpatrick pass on the Dolphins four-yard line with 1:20 left in the game to seal the Dolphins' 24-10 win.

2011 - Played in 15 games with 12 starts ... Was inactive for one game ... Recorded 62 tackles, one interception, which he returned one yard, and had two sacks for 14 yards in losses ... Led the team in tackles one game and finished second twice ... Led the Dolphins with 12 tackles vs. New England (9/12) ... Finished tied for second with six tackles including one sack, tackling Texans' quarterback Matt Schaub for a ten-yard loss, vs. Houston (9/18) ... Tied for second with four stops vs. Buffalo (11/20) ... Recorded three tackles including one sack, tackling Eagles quarterback Michael Vick for a four-yard loss vs. Philadelphia (12/11) ... Had five tackles and one interception, picking off a Ryan Fitzpatrick pass and returning it one yard, at Buffalo (12/18).

2010 - Played in 13 games with two starts at free safety ... Was inactive for three games ... Finished with 14 tackles (11 solo), one sack, two passes defended and an interception ... Also ranked fifth on the team with seven special teams tackles and added a fumble recovery ... Made his Dolphins and NFL debut in a reserve role at Buffalo (9/12) ... Had two tackles vs. Tennessee (11/14) including first career NFL sack, tackling quarterback Vince Young for a 10-yard loss ... Also had first career NFL interception, picking off Young in the end zone for a touchback with 3:28 left in the game to help seal the Dolphins' 29-17 win ... Made his first NFL start vs. Chicago (11/18) and had five tackles ... Had three special teams tackles and played a key coverage role in helping Brandon Fields post a net average of 49.6 yards per attempt at the N.Y. Jets (12/12), a major factor behind the Dolphins' 10-6 win.

COLLEGE

Three-year letterman (2007-09) and two-year starter at Georgia ... Played in 39 games with 27 starts (14 at strong safety, 13 at free safety) ... Recorded career totals of 206 tackles (129 solo), including 10 stops for losses ... Batted away 13 passes and intercepted 11 others for 174 yards (15.8 avg.) in returns ... Became the eighth player since statistics were kept in 1950 to lead the team in interceptions in consecutive seasons ... Started all 13 games at strong safety as a junior in 2009 ... Named as a second-team All-SEC selection ... Earned the team's Most Improved Player Award for defense ... Ranked second on the team with 73 tackles (44 solo), including 4.5 stops for losses, and added a forced fumble ... Totaled team-high four interceptions for 89 yards in returns ... Also deflected seven passes, with three coming on third down action ... Played in all 13 games with 12 starts as a sophomore in 2008 ... Named second-team Sophomore All-American and added second-team All-SEC honors ... Recipient of the team's Most Improved Defensive Back Award ... Recorded a career-best 76 tackles (45 solo) that included 2.5 stops for loss ... Also recovered a fumble and deflected three passes ... Led the

team and tied for fourth in the conference with five interceptions for 32 yards in returns ... Added 38 yards on a pair of punt returns ... Played in all 13 games with two starts as a redshirt freshman in 2007 ... Named the team's Most Improved Defensive Back ... Recorded 57 tackles (40 solo) with three stops for losses ... Had two interceptions for 53 yards in returns ... Also deflected three passes ... Redshirted as a freshman in 2006 ... Majored in housing.

PERSONAL

Attended Booker T. Washington High School in Atlanta, Ga ... Earned AAAA All-State and Defensive Player of the Year honors from the Atlanta Journal-Constitution and the Georgia Sports Writers Association as a senior ... Was the number one rated safety in the country by Rivals ... Recorded 82 tackles and two interceptions on defense while scoring 15 touchdowns as a running back and wide receiver on offense ... Posted 71 tackles and 10 interceptions on defense as a junior ... Also lettered in track and basketball ... Spoke at the Broward County Juvenile Detention Center ... Participated in the Miami Dolphins Foundation Fishing Tournament and the Kids and Fins Publix Shopping Spree ... Part of the Dolphins All-Community team in which players purchase game tickets for local charities ... Donated money to help purchase toys and meals for the holidays ... Worked with local schools in team's laser tag, Dave & Buster's and go-karting events ... Lists Lil Wayne as favorite recording artist ... Full name is Reshad Monquez Jones, born February 25, 1988, in Atlanta, Ga.

RESHAD JONES' NFL REGULAR SEASON STATISTICS

YEAR	TEAM	GP	GS	TACKLES					INTERCEPTIONS					FUMBLES		
				TOT	SOLO	ASST	SK	YDS	NO	YDS	LG	TD	PD	FF	FR	YDS
2010	Miami	13	2	14	11	3	1.0	10.0	1	0	0	0	2	0	1	0
2011	Miami	15	12	62	45	17	2.0	14.0	1	1	1	0	4	0	0	0
2012	Miami	16	16	94	73	21	1.0	5.0	4	28	15	0	9	2	2	24
2013	Miami	16	16	107	84	23	1.5	9.0	1	25	25t	1	4	0	0	0
2014	Miami	12	12	79	70	9	1.0	8.0	3	62	50	0	7	1	0	0
NFL TOTALS		72	58	356	283	73	6.5	46.0	10	116	50	1	26	3	3	24

ADDITIONAL STATS

Special Teams Tackles: 7 in 2010, 5 in 2011, 1 in 2012, 1 in 2014 for total of 14.
Touchdowns: 25-yard interception return vs. Baltimore (10/6/13)



44 // S

JORDAN KOVACS

HT: 5-10 // WT: 210 // BORN: 6/12/90 // COLLEGE: MICHIGAN '13
ACQUIRED: FA, 2013 // NFL: THIRD SEASON // DOLPHINS: THIRD SEASON

PRO CAREER

CAREER TRANSACTIONS: Signed by the Dolphins off Philadelphia's practice squad on Nov. 4, 2014 ... Signed by Philadelphia to its practice squad on Oct. 6, 2014 ... Waived by the Dolphins on Aug. 30, 2014 ... Activated from the Dolphins' practice squad on Nov. 27, 2013

... Signed by the Dolphins to its practice squad on Nov. 13, 2013 ... Waived by the Dolphins on Nov. 11, 2013 ... Activated from the Dolphins' practice squad on Oct. 5, 2013 ... Signed by the Dolphins to its practice squad on Sept. 2, 2013 ... Waived by Dolphins on Aug. 31, 2013 ... Originally signed by the Dolphins as an undrafted college free agent on May 3, 2013.

2014 - Played in eight games ... Finished season with four tackles on defense ... Posted three special teams tackles ... Recorded first special teams tackle of the season at Detroit (11/9) ... Had a season-high four solo tackles in season finale vs. N.Y. Jets (12/28).

2013 - Played in nine games as a rookie ... Recorded one special teams tackle ... Spent first four games of the season on the practice squad ... Made his NFL debut in a reserve role vs. Baltimore (10/6).

COLLEGE

Four-year starter (2009-12) at Michigan ... Played in 50 career games with 46 starts ... Left school ranked 12th on team's all-time tackles list with 331 career tackles ... Was only the 15th player in Michigan history to record 300 career tackles ... Started all 13 games at safety as a senior ... Won school's Bo Schembechler MVP award ... Named Academic All-Big Ten ... Started all 12 games as a junior in 2011 ... Named Academic All-Big Ten ... Finished second on team with 75 tackles and ranked third in tackles for loss (eight) and tied for second in sacks (four) ... Started all 13 games as a sophomore in 2010 ... Ranked second in Big Ten with 116 tackles ... Added 8.5 tackles for loss, one sack, two interceptions, one forced fumble, one fumble recovery and one pass breakup ... Played in 12 games with eight starts as a freshman in 2009 ... Named second-team Freshman All-America and first-team Freshman All-Big Ten ... Ranked second on the team with 75 tackles, including 4.5 tackles for loss, two forced fumbles and one interception ... Led team with 17 tackles, 2.5 tackles for loss and one forced fumble at Michigan State ... Holds degree in movement science.

PERSONAL

Attended Clay High School in Oregon, Ohio ... Was a four-year honor roll member and earned All-Ohio academic honors ... Earned four letters in track, three in football and two in basketball ... Father, Louis, was a defensive back at Michigan in the early 1980s ... Growing up was a fan of the Detroit Tigers and Detroit Red Wings ... Lists "Gladiator" as favorite movie, "Breaking Bad" as favorite television show and "Lone Survivor" as favorite book ... Participated in the Miami Dolphins Foundation's Fins Weekend events ... Volunteered at the Dolphins' team service project at Dave & Buster's ... Full name is Jordan David Kovacs, born June 12, 1990 in Toledo, Ohio.

JORDAN KOVACS' NFL REGULAR SEASON STATISTICS																	
YEAR TEAM			TACKLES							INTERCEPTIONS					FUMBLES		
			GP	GS	TOT	SOLO	ASST	SK	YDS	NO	YDS	LG	TD	PD	FF	FR	YDS
2013	Miami		9	0	0	0	0	0.0	0.0	0	0	-	0	0	0	0	0
2014	Miami		8	0	4	4	0	0.0	0.0	0	0	-	0	0	0	0	0
NFL TOTALS			17	0	4	4	0	0.0	0.0	0	0	-	0	0	0	0	0

ADDITIONAL STATISTICS

Special Teams Tackles: 1 in 2013, 3 in 2014 for total of 4.

DOLPHINS SEND 172 PLAYERS TO PRO BOWL

Since the 1970 AFL-NFL merger, the Dolphins have sent a total of 179 players to the Pro Bowl, including three following the 2014 season. Over the course of those 44 seasons, 99 offensive players, 68 defensive players and nine special teams players have been chosen. The position that has been represented the most is guard, which has occurred on 20 occasions, including following the 2014 season when Mike Pouncey was selected. The only seasons since 1970 that the Dolphins did not have a player selected to the Pro Bowl were 1980 and 1997.



14 // WR JARVIS LANDRY

HT: 5-11 // WT: 202 // BORN: 11/28/92 // COLLEGE: LOUISIANA STATE '15
ACQUIRED: D2, 2014 // NFL: SECOND SEASON // DOLPHINS: SECOND SEASON

PRO CAREER

CAREER TRANSACTIONS: Originally a second-round draft selection (63rd overall) of the Dolphins in the 2014 NFL draft.

2014 - Played in all 16 games with 11 starts as a rookie ... Recorded 84 receptions for 758 yards (9.0 avg.) with five touchdowns ... Added two rushes for -4 yards ... Returned 25 punts with 19 fair catches for 204 yards (8.2 avg.) with a long of 32 yards ... Added 34 kickoff returns for 954 yards (28.1 avg.) with a long of 74 yards ... He ranked fourth in the NFL in average kickoff return ...

GAME HIGHLIGHTS: Played in his first career game vs. New England (9/7) and returned two kickoffs for 56 yards (29.0 avg.) and three punts for 24 yards (8.0 avg.) ... Caught his first career pass at Buffalo (9/14) and finished the game with five receptions for 49 yards ... Had a 74-yard kickoff return in the third quarter vs. Kansas City (9/21) and finished the day with 174 kickoff yards on five returns (34.8 avg.), the ninth-most kick return yards for a rookie in a single game in Dolphins history ... He also caught three passes for 24 yards ... Ranked second on the team with four receptions for 38 yards at Oakland in London (9/28) ... Made first career start at wide receiver vs. Green Bay (10/12) and recorded six receptions for 75 yards and caught his first touchdown pass, 11 yards from QB Ryan Tannehill on the opening drive of the second half ... In the return game, he added two returns for 91 yards, including a 54-yarder ... Recorded four receptions for 46 yards at Chicago (10/19) ... Returned one kickoff for 32 yards at Jacksonville (10/26) and added three receptions for 23 yards ... Recorded a 14-yard touchdown reception in the third quarter vs. the Chargers (11/2) ... Posted seven receptions for 53 yards at Detroit (11/9) and added two kickoff returns for 77 yards ... Recorded his third touchdown of the season on an eight-yard reception in the fourth quarter vs. Buffalo (11/13) ... Recorded seven receptions for 50 yards and two TDs at Denver (11/23) ... His two touchdown receptions were a career high and the most by a Dolphins rookie since WR Chris Chambers recorded two touchdown receptions on Dec. 10, 2001 ... Caught a season-high eight passes for 68 yards at N.Y. Jets (12/1) ... Recorded six receptions for 55 yards vs. Baltimore (12/7) ... Had a season-high 99 yards on eight receptions at New England (12/14) ... Posted eight receptions for 31 yards vs. Minnesota (12/21) ... Closed season with five catches for 55 yards vs. N.Y. Jets (12/28) ...

AMONG ALL-TIME DOLPHINS RECEIVERS: Landry's 84 receptions were fourth most all-time in a season in Dolphins history ...

MOST SINGLE-SEASON RECEPTIONS IN DOLPHINS HISTORY

PLAYER	YEAR	REC.	PLAYER	YEAR	REC.
1. O.J. McDuffie	1998	90	6. Brandon Marshall	2011	81
2. Mark Clayton	1988	86	7. Davone Bess	2010	79
Brandon Marshall	2010	86	8. O.J. McDuffie	1997	76
4. JARVIS LANDRY	2014	84	Davone Bess	2009	76
5. Chris Chambers	2005	82	Brian Hartline	2013	76

His 35 receptions in December were the most by a Dolphins rookie receiver in any month in franchise history and the second most receptions by a Dolphins player in any month ...

MOST RECEPTIONS BY A DOLPHINS PLAYER IN A MONTH

PLAYER	MONTH	YEAR	RECEPTIONS
1. O.J. McDuffie	November	1998	36
2. JARVIS LANDRY	DECEMBER	2014	35
3. Chris Chambers	December	2005	32
4. Terry Kirby	December	1993	31
5. Mark Duper	September	1984	30

After being inserted into the starting lineup in Week 6 vs. Green Bay (10/12), Landry caught at least five passes in 12 of the final 14 games of the season ... Further, he recorded five-or-more receptions in each of the last nine games of the season to set a new franchise record for consecutive games with five-or-more receptions, surpassing O.J. McDuffie's eight-straight games in 1998 ...

AMONG ALL-TIME DOLPHINS ROOKIES: Landry's 84 receptions were the most on the team and set a Dolphins rookie record, while his five receiving touchdowns were tied for second-most by a rookie in a single season in franchise history ...

MIAMI DOLPHINS ROOKIE RECEIVING LEADERS

RECEPTIONS			RECEIVING TOUCHDOWNS		
PLAYER	YEAR	NO.	PLAYER	YEAR	TDS.
1. JARVIS LANDRY	2014	84	1. Chris Chambers	2001	7
2. Terry Kirby (RB)	1993	75	2. JARVIS LANDRY	2014	5
3. Jack Clancy	1967	67	Andre Brown	1989	5
4. Davone Bess	2008	54	4. Randy McMichael	2002	4
5. Troy Stradford (RB)	1987	48	5. Six players		3
Chris Chambers	2001	48			

Over the course of the season, Landry recorded 758 receiving yards, 1,158 combined return yards and -4 rushing yards ... His 1,912 all-purpose yards were the second-most among all Dolphins rookies in a season ...

MOST ALL-PURPOSE YARDS BY A DOLPHINS ROOKIE

PLAYER	YEAR	RUSH	REC	RET	ALL-PURPOSE
1. Ted Ginn Jr.	2007	3	420	1,663	2,086
2. JARVIS LANDRY	2014	-4	758	1,158	1,912
3. Wes Welker	2004	0	0	1,777	1,777

AMONG NFL ROOKIES: Landry's 84 receptions in 2014 were the sixth-most for a rookie receiver in NFL history ...

ALL-TIME NFL ROOKIE RECEIVER RECEPTION LEADERS

PLAYER	TEAM	YEAR	RECEPTIONS
1. Anquan Boldin	Arizona	2003	101
2. Odell Beckham	N.Y. Giants	2014	91
Eddie Royal	Denver	2008	91
4. Terry Glenn	New England	1996	90
5. Reggie Bush (RB)	New Orleans	2006	88
6. JARVIS LANDRY	MIAMI	2014	84
7. Earl Cooper	San Francisco	1980	83
8. Keith Jackson	Philadelphia	1988	81
9. Michael Clayton	Tampa Bay	2004	80
10. Terry Kirby	Miami	1993	75

In addition, Landry's 84 receptions finished as the second-most receptions by a NFL rookie in 2014 ...

2014 NFL ROOKIE RECEPTION LEADERS

PLAYER	TEAM	GAMES	REC	YDS	TD
1. Odell Beckham	N.Y. Giants	12	91	1,305	12
2. JARVIS LANDRY	MIAMI	16	84	758	5
3. Kelvin Benjamin	Carolina	16	73	1,008	9
4. Mike Evans	Tampa Bay	15	68	1,051	12
5. Jordan Matthews	Philadelphia	16	67	872	8

CATCH PERCENTAGE: Landry caught 84 of the 112 passes thrown his way in 2014 ... His percentage of targets caught was 75.0, the second-highest percentage in the NFL in 2014 among wide receivers with a minimum of 50 receptions ...

HIGHEST PERCENTAGE OF TARGETS CAUGHT IN 2014

PLAYER	TEAM	TARGETS	RECEPTIONS	PERCENTAGE
1. Kenny Stills	New Orleans	83	63	75.9%
2. JARVIS LANDRY	MIAMI	112	84	75.0%
3. Randall Cobb	Green Bay	127	91	71.7%
4. Emmanuel Sanders	Denver	141	101	71.6%
5. Antonio Brown	Pittsburgh	181	129	71.3%

SPECIAL TEAMS PLAYER OF THE MONTH: Landry was named AFC Special Teams Player of the Month for October ... In the month, he returned five kickoffs for 178 yards (35.6), with a long of 54 yards ... The 35.6 average kickoff return was second-highest in the NFL in October and is the highest October average in franchise history ... He was the first Miami special teams player to be honored with the monthly award since kicker Dan Carpenter was recognized for his accomplishments during the month of October in 2010.

COLLEGE

Three-year letterman (2011-13) and one-year starter at Louisiana State ... Played in 40 career games with 12 starts ... Finished with career totals of 137 receptions for 1,809 yards (13.2 average) and 15 touchdowns ... Added 87 yards on five kickoff returns and 38 yards on three punt returns ... Registered 21 tackles (ten solo) and a pair of fumble recoveries on special teams ... Played in 13 games with 10 starts as a junior in 2013 ... Named second-team All-Southeastern Conference as a junior in 2013 ... Named the recipient of the 2013 Charles McClendon Award, which goes to the school's most valuable player ... Served as team captain ... Recorded 77 receptions for 1,193 yards (15.5 avg.) with 10 TDs ... Had five 100-yard games ... Led the team while ranking third in the league and 18th in the nation in yards receiving ... Paced the Tigers with 77 catches, the third-best season total in school history ... His 10 TDs, ranked third in the SEC and 22nd in the nation ... Played in 13 games with one start as a sophomore in 2012 ... Led team with 56 receptions for 573 yards (10.2 avg.) and five TDs ... Posted a team-high nine special team tackles and also recovered a pair of fumbles ... Added 76 yards on four kickoff returns and seven yards on a punt return ... Played in 14 games with one start as a freshman in 2011 ... Recorded four receptions for 43 yards (10.8 avg.) ... Returned a punt 31 yards, had an 11-yard kickoff return and led the special teams units with 11 tackles (five solo) ... Majored in sports administration.

PERSONAL

Attended Lutchter (La.) High School ... Ranked as the nation's top wide receiver by MaxPreps.com and the fourth-best receiver by Rivals.com and Scout.com as a senior ... Named team's most valuable player in the 2011 Under Armour All-America Game after catching eight passes for 70 yards and a touchdown ... Registered 51 catches for 716 yards and 11 TDs as a senior ... Recorded 62 receptions for 1,158 yards and 13 TDs as a junior ... Brother, Gerard, played football at Southern University ... Cousin of 49ers defensive tackle Glenn Dorsey, who starred at LSU (2004-07) ... Hosted the inaugural "Jarvis Landry's Hometown Giveback" at his alma mater, Lutchter High School, in Baton Rouge during the 2015 offseason ... The camp was for 50 disadvantaged kids and supplied each participant with school supplies for the upcoming school year ... Full name is Jarvis Charles Landry, born November 28, 1992 in Convent, La.

JARVIS LANDRY'S NFL REGULAR SEASON STATISTICS

YEAR	TEAM	GP	GS	RECEIVING					RUSHING				
				NO.	YDS.	AVG.	LG	TD	ATT.	YDS.	AVG.	LG	TD
2014	Miami	16	11	84	758	9.0	25	5	2	-4	-2.0	4	0

JARVIS LANDRY'S NFL REGULAR SEASON RETURN STATISTICS

YEAR	TEAM	RET.	KICKOFF RETURNS					PUNT RETURNS				
			YDS.	AVG.	LG	TD	NO.	FC	YDS.	AVG.	LG	TD
2012	Miami	34	954	28.1	74	0	25	19	204	8.2	32	0

ADDITIONAL STATS


Special Teams Tackles: 1 in 2014.

SINGLE-GAME HIGHS

Receptions:	8 at N.Y. Jets, 12/1/14
	8 at New England, 12/14/14
	8 vs. Minnesota, 12/21/14
	7 at Detroit, 11/9/14
	7 at Denver, 11/23/14
Receiving Yards:	99 at New England, 12/14/14
	75 vs. Green Bay, 10/12/14
	68 at N.Y. Jets, 12/1/14
	55 vs. Baltimore, 12/7/14
	55 vs. N.Y. Jets, 12/28/14
Longest Receptions:	25 at N.Y. Jets, 12/1/14
	25 at New England, 12/14/14
	21 vs. Green Bay, 10/12/14
	20 at Denver, 11/23/14
	20 vs. Baltimore, 12/7/14
TD Receptions:	2 at Denver, 11/23/14
	1 three times (last: vs. Buffalo, 11/13/14)
Rushes:	1 at Jacksonville, 10/26/14
	1 at Detroit, 11/9/14
Rushing Yards:	4 at Jacksonville, 10/26/14
Longest Rush:	4 at Jacksonville, 10/26/14
Kickoff Returns:	5 vs. Kansas City, 9/21/14
	4 vs. N.Y. Jets, 12/28/14
Kickoff Return Yards:	174 vs. Kansas City, 9/21/14
	107 vs. N.Y. Jets, 12/28/14
Longest Kickoff Returns:	74 vs. Kansas City, 9/21/14
	54 vs. Green Bay, 10/12/14
Punt Returns:	4 vs. San Diego, 11/2/14
	3 three times (last: vs. Baltimore, 12/7/14)
Fair Catches:	3 at Oakland (London), 9/28/14
	2 five times (last: at N.Y. Jets, 12/1/14)
Punt Return Yards:	55 vs. San Diego, 11/2/14
	32 at New England, 12/14/14
Longest Punt Returns:	32 at New England, 12/14/14
	21 vs. San Diego, 11/2/14

2014 GAME-BY-GAME STATISTICS

DATE	OPPONENT	P/S	RECEIVING				RUSHING				W/L	SCORE
			NO.	YDS.	LG	TD	ATT.	YDS.	LG	TD		
9/7	NEW ENGLAND	1/0	0	0	0	0	0	0	0	0	W	33-20
9/14	at Buffalo	1/0	5	49	16	0	0	0	0	0	L	10-29
9/21	KANSAS CITY	1/0	3	24	8	0	0	0	0	0	L	15-34
9/28	at Oakland	1/0	4	38	18	0	0	0	0	0	W	38-14
10/12	GREEN BAY	1/1	6	75	21	1	0	0	0	0	L	24-27
10/19	at Chicago	1/1	4	46	15	0	0	0	0	0	W	27-14
10/26	at Jacksonville	1/1	3	23	11	0	1	4	4	0	W	27-13
11/2	SAN DIEGO	1/1	5	46	14	1	0	0	0	0	W	37-0
11/9	at Detroit	1/1	7	53	12	0	1	-8	-8	0	L	16-20
11/13	BUFFALO	1/0	5	46	12	1	0	0	0	0	W	22-9
11/23	at Denver	1/1	7	50	20	2	0	0	0	0	L	36-39
12/1	at N.Y. Jets	1/1	8	68	25	0	0	0	0	0	W	16-13
12/7	BALTIMORE	1/1	6	55	20	0	0	0	0	0	L	13-28
12/14	at New England	1/1	8	99	25	0	0	0	0	0	L	13-41
12/21	MINNESOTA	1/1	8	31	11	0	0	0	0	0	W	37-35
12/28	N.Y. JETS	1/1	5	55	17	0	0	0	0	0	L	37-24
2014 TOTALS			16/11	84	758	25	5	2	-4	4	0	



72 // G/T
JEFF
LINKENBACH

HT: **6-6** // WT: **317** // BORN: **6/9/87** // COLLEGE: **CINCINNATI '09**
 ACQUIRED: **UFA, 2015 (K.C.)** // NFL: **SIXTH SEASON** // DOLPHINS: **FIRST SEASON**

PRO CAREER

CAREER TRANSACTIONS: Signed by the Dolphins as an unrestricted free agent from Kansas City on April 22, 2015 ... Signed as an unrestricted free agent by Kansas City on March 12, 2014 ... Originally signed with Indianapolis as an undrafted college free agent on April 30, 2010.

2014 - Played in all 16 games with three starts for Kansas City ... Helped block for an offensive unit that finished 10th in the NFL in rushing yards per game (119.9) ... Started the final three games of the season at left guard.

2013 - Appeared in 12 games with five starts for Indianapolis ... Was inactive four games ... Started four games at right guard and one game at tackle ... Saw action in both of the team's playoff games.

2012 - Saw action in all 16 games with eight starts ... Had four starts at right tackle and four at left guard ... Started in team's playoff contest at left guard ... Helped block for an offense that finished 10th in the NFL in yards per game (362.4).

2011 - Started all 16 games for the first time in his career ... Made 12 starts at right tackle and four at left tackle.

2010 - Played in all 16 games with four starts as a rookie ... Made three starts at right guard and one at left tackle ... Blocked for an offensive unit that ended the season fourth in the NFL in yards per game (380.8) ... Started at right tackle in the team's playoff appearance.

COLLEGE

Four-year letterman at Cincinnati ... Appeared in 50 games with 42 starts at offensive tackle ... Started 13 games as a senior ... Helped the team rush for 1,803 yards while running backs amassed 23 touchdowns ... Won the starting role as a freshman and garnered the school's Offensive Newcomer of the Year.

PERSONAL

Attended Margaretta High School in Castalia, Ohio ... Was a two-time all-league and all-district selection ... Was a three-year starter and participated on the Academic Challenge Team ... Born June 9, 1987.

JEFF LINKENBACH'S NFL REGULAR SEASON STATISTICS

GAMES/STARTS: (Indianapolis) 2010: 16/4, 2011: 16/16, 2012: 16/8, 2013: 12/5, (Kansas City) 2014: 16/3 **NFL TOTALS: 76/36**

JEFF LINKENBACH'S NFL PLAYOFF STATISTICS

GAMES/STARTS: (Indianapolis) 2010: 1/1; 2012: 1/1; 2013: 2/0 **PLAYOFF TOTALS: 4/2**



88 // TE
ARTHUR
LYNCH

HT: 6-5 // WT: 252 // BORN: 6/17/90 // COLLEGE: GEORGIA '14
ACQUIRED: D5A, 2014 // NFL: SECOND SEASON // DOLPHINS: SECOND SEASON

PRO CAREER

CAREER TRANSACTIONS: Originally a fifth-round draft selection (155th overall) of the Dolphins in the 2014 NFL draft.

2014 - Missed his entire rookie season after being placed on injured reserve on Aug. 26.

COLLEGE

Four-year letterman (2009, 2011-13) and two-year starter at Georgia ... Played in 51 career games with 30 starts ... Finished career with 56 receptions for 907 yards (16.2 average) and eight touchdowns ... Played in 12 games with 11 starts as a senior in 2013 ... Earned first-team All-Southeastern Conference honors ... Recorded 30 receptions for 459 yards (15.3 avg.) with five TDs ... Scored on a three-yard grab vs. South Carolina ... Played in 14 games with 13 starts as a junior in 2012 ... Named the team's Most Improved Player ... Recorded 24 receptions for 431 yards (17.96 avg.) and three TDs ... His 17.96 average yards per reception led the nation's tight ends in 2012 ... Played in 14 games with one start as a redshirt sophomore in 2011 ... Did not catch a pass ... Redshirted in 2010 ... Named to the SEC Academic Honor Roll ... Earned the Athletic Director's Honor Roll distinction for the spring semester ... Played in 11 games with five starts as a freshman in 2009 ... Recorded two

receptions for 17 yards ... Made the Athletic Director's Honor Roll for the summer and fall semesters ... Earned Dean's List accolades during the summer semester ... Recipient of James G. Minter and Michael J. Faherty Football Scholarship ... Majored in history.

PERSONAL

Attended Dartmouth (Mass.) High School ... Caught 16 passes for 249 yards and three TDs as a senior ... Served as senior class president and freshman counselor ... Had 10 catches for 160 yards and two TDs on offense with four sacks as a defensive end during his junior season ... Born June 17, 1990.

ARTHUR LYNCH'S NFL REGULAR SEASON STATISTICS													
YEAR	TEAM	GP	GS	RECEIVING					RUSHING				
				NO.	YDS.	AVG.	LG	TD	ATT.	YDS.	AVG.	LG	TD
2014	Miami			INJURED RESERVE									



18 // WR

RISHARD
MATTHEWS

HT: 6-0 // WT: 217 // BORN: 10/12/89 // COLLEGE: NEVADA '12
ACQUIRED: D7B, 2012 // NFL: FOURTH SEASON // DOLPHINS: FOURTH SEASON

PRO CAREER

CAREER TRANSACTIONS: Originally a seventh-round draft selection (227th overall) of the Dolphins in the 2012 NFL draft.

2014 - Played in 14 games ... Finished season with 12 receptions for 135 yards and two touchdowns ... Added one rush for three yards ... Posted four tackles on special teams ... Had two catches for 27 yards with a season-long 23-yard reception at Oakland in London (9/28) ... Recorded a three-yard TD reception at Jacksonville (10/26) ... Had one reception for a 21-yard touchdown on the opening possession of the second half vs. San Diego (11/2) ... He recorded TD receptions in consecutive games for the first time in his career ... Caught one pass for 14 yards at Detroit (11/9) ... Tied a season high with two receptions for 24 yards at Denver (11/23) ... Caught one pass for 13 yards vs. Baltimore (12/7).

2013 - Played in all 16 games with five starts ... Recorded 41 catches for 448 yards and two touchdowns ... Led the team in receptions once and in receiving yardage twice ... Had one game of double figure receptions and one game of 100-plus yards in receptions ... Had four catches for 42 yards vs. Atlanta (9/22) ... Posted three catches for 30 yards at New England (10/27) ... Made first start of season at Tampa Bay (11/11) and led the Dolphins in receptions and receiving yardage with 11 catches for 120 yards and two TDs ... It was his first career 100-yard reception game and the first TDs of his NFL career ... He became the first player in Dolphins history to record 11 or more receptions and two or more touchdown catches in the same game ... Had four catches for 52 yards vs. San Diego (11/17) ... Registered five receptions for 64 yards vs. New England (12/15) ... Led the team in receiving yards with four catches for 58 yards vs. N.Y. Jets (12/29).

2012 - Played in eight games with one start ... Also did not play once and was inactive seven games ... Recorded 11 catches for 151 yards ... Made NFL debut in reserve role vs. Oakland (9/16). . . . Made first NFL reception with one catch for 19 yards at Buffalo (11/15) ... Had one catch for 28 yards vs. New England (12/2) ... Registered three receptions for 23 yards vs. Jacksonville (12/16) ... Posted two catches for 37 yards vs. Buffalo (12/23), including season-long 30-yard catch ... Made his NFL start at New England (12/30) and had three catches for 36 yards.

COLLEGE

Two-year starter at Nevada (2010-11) ... Also attended Bakersfield College (2009) and Santa Ana (Calif.) College (2007-08) ... Played in 26 career games with 25 starts at Nevada ... Recorded 147 receptions for 2,243 yards (15.4 avg.) and 13 touchdowns ... Added 10 rushes for 75 yards and two scores ... Returned 48 punts for 551 yards (11.5 avg.) and two scores ... Also totaled 91 yards on five kickoff returns (18.2 avg.) ... Started 12 games as a junior in 2011 ... Named second-team All-American and first-team All-Western Athletic Conference as a punt returner and receiver ... Recorded 91 receptions for 1,364 yards (15.4 avg.) and eight touchdowns ... Led the WAC and ranked tenth nationally with an average of 7.58 receptions per game ... Returned 23 punts for 307 yards (13.4 avg.) ... Posted seven games with 100-plus receiving yards, including two games of 200-plus yards ... Played in 14 games with 13 starts as a sophomore in 2010 ... Named as an honorable mention All-American and first-team All-WAC ... Recorded 56 receptions for 879 yards (15.7 avg.) and five touchdowns ... Scored twice on five carries for 76 yards (15.2 avg.) ... Added 91 yards on five kickoff returns (18.2 avg.) ... Had 25 punt returns for 244 yards (9.8 avg.) with a touchdown ... Played in 11 games at Bakersfield College in 2009 ... Led the team with 47 receptions for 619 yards (13.2 avg.) and six touchdowns ... Also carried seven times for 20 yards ... Added 17 punt returns for 319 yards (18.9 avg.) ... Attended Santa Ana (Calif.) College from 2007-08 ... Majored in physical education.

PERSONAL

Attended Saddleback High School in Santa Ana, Calif ... Earned All-State, All-Golden West Football Conference and All-CIF Southern section honors as a receiver and strong safety as a senior ... Caught 47 passes for 1,058 yards (22.5 avg.) and 16 touchdowns ... Added 98 yards and a score on 13 carries (7.5 avg.) ... Produced a total of 132 points that included 22 touchdowns, as he scored twice on 11 punt returns for 270 yards (24.55 avg), adding two more touchdowns on ten kickoff returns for 407 yards (40.7 avg) ... Also lettered for the basketball team, as he averaged 9.8 points, 6.8 rebounds, 2.6 assists, 0.3 blocks and 2.3 steals ... Attended Clovis (N.M.) High School in 2005 ... Rushed 29 times for 358 yards (12.4 avg.) and five touchdowns ... Added 43 receptions for 839 yards and 12 TDs ... The St. Louis Rams was his favorite team and Isaac Bruce was his favorite athlete growing up ... Lists “Scared Straight” and “All About The Benjamins” as favorite movies and Ace Hood as favorite recording artist ... Father, Andre, is a retired U.S. Marine Corps master sergeant ... Worked with local schools in team’s bowling, Dave & Buster’s, mini-golf and pirate ship events ... Participated in the Miami Dolphins Foundation’s Fins Weekend events ... Read to kids at a local library ... Full name is Rishard Andre Matthews, born October 12, 1989 in San Diego, Calif.

RISHARD MATTHEWS' NFL REGULAR SEASON STATISTICS													
YEAR	TEAM	GP	GS	RECEIVING					RUSHING				
				NO.	YDS.	AVG.	LG	TD	ATT.	YDS.	AVG.	LG	TD
2012	Miami	8	1	11	151	13.7	30	0	0	0	-	0	0
2013	Miami	16	5	41	448	10.9	29	2	0	0	-	0	0
2014	Miami	14	0	12	135	11.3	23	2	1	3	3.0	3	0
NFL TOTALS		38	6	64	734	11.5	30	4	1	3	3.0	3	0

ADDITIONAL STATS

- Punt Returns:** 1 FC in 2012.
Special Teams Tackles: 1 in 2013, 4 in 2014 for total of 5.
Miscellaneous Tackles: 2 in 2012.

SINGLE-GAME HIGHS

Receptions:

11 at Tampa Bay, 11/11/13
5 vs. New England, 12/15/13
4 vs. Atlanta, 9/22/13
4 vs. San Diego, 11/17/13
4 vs. N.Y. Jets, 12/29/13

Receiving Yards:

120 at Tampa Bay, 11/11/13
64 vs. New England, 12/15/13
58 vs. N.Y. Jets, 12/29/13
52 vs. San Diego, 11/17/13
42 vs. Atlanta, 9/22/13

Longest Receptions:

30 vs. Buffalo, 12/23/12
29 vs. San Diego, 11/17/13
28 vs. New England, 12/2/12
24 vs. New England, 12/15/13
23 at Oakland (London), 9/28/14

TD Receptions:

2 at Tampa Bay, 11/11/13
1 at Jacksonville, 10/26/14
1 vs. San Diego, 11/2/14

2012 GAME-BY-GAME STATISTICS


DATE	OPPONENT	P/S	RECEIVING				RUSHING				W/L	SCORE
			NO.	YDS.	LG	TD	ATT.	YDS.	LG	TD		
9/9	at Houston		INACTIVE									
9/16	OAKLAND	P	0	0	0	0	0	0	0	0	W	35-13
9/23	NEW YORK JETS		INACTIVE									
9/30	at Arizona		INACTIVE									
10/7	at Cincinnati		INACTIVE									
10/14	ST. LOUIS		INACTIVE									
10/28	at New York Jets		INACTIVE									
11/4	at Indianapolis		DID NOT PLAY									
11/11	TENNESSEE		INACTIVE									
11/15	at Buffalo	P	1	19	19	0	0	0	0	0	L	14-19
11/25	SEATTLE	P	0	0	0	0	0	0	0	0	W	24-21
12/2	NEW ENGLAND	P	1	28	28	0	0	0	0	0	L	16-23
12/9	at San Francisco	P	1	8	8	0	0	0	0	0	L	13-27
12/16	JACKSONVILLE	P	3	23	11	0	0	0	0	0	W	24-3
12/23	BUFFALO	P	2	37	30	0	0	0	0	0	W	24-10
12/30	at New England	S	3	36	20	0	0	0	0	0	L	0-28
2012 TOTALS			8-1	11	151	30	0	0	0	0		

2013 GAME-BY-GAME STATISTICS

DATE	OPPONENT	P/S	RECEIVING				RUSHING				W/L	SCORE
			NO.	YDS.	LG	TD	ATT.	YDS.	LG	TD		
9/8	at Cleveland	P	0	0	0	0	0	0	0	0	W	23-10
9/15	at Indianapolis	P	0	0	0	0	0	0	0	0	W	24-20
9/22	ATLANTA	P	4	42	14	0	0	0	0	0	W	27-23
9/30	at New Orleans	P	1	21	21	0	0	0	0	0	L	17-38
10/6	BALTIMORE	P	0	0	0	0	0	0	0	0	L	26-23
10/20	BUFFALO	P	0	0	0	0	0	0	0	0	L	21-23
10/27	at New England	P	3	30	20	0	0	0	0	0	L	17-27
10/31	CINCINNATI	P	2	24	16	0	0	0	0	0	W	22-20*
11/11	at Tampa Bay	S	11	120	19t	2	0	0	0	0	L	19-22
11/17	SAN DIEGO	P	4	52	29	0	0	0	0	0	W	20-16
11/24	CAROLINA	S	3	2	4	0	0	0	0	0	L	16-20
12/1	at New York Jets	S	2	21	13	0	0	0	0	0	W	23-3
12/8	at Pittsburgh	P	1	5	5	0	0	0	0	0	W	34-28
12/15	NEW ENGLAND	S	5	64	24	0	0	0	0	0	W	24-20
12/22	at Buffalo	S	1	9	9	0	0	0	0	0	L	0-19
12/29	NEW YORK JETS	P	4	58	21	0	0	0	0	0	L	7-20
2013 TOTALS			16-5	41	448	29	2	0	0	0		

2014 GAME-BY-GAME STATISTICS

DATE	OPPONENT	P/S	RECEIVING				RUSHING				W/L	SCORE
			NO.	YDS.	LG	TD	ATT.	YDS.	LG	TD		
9/7	NEW ENGLAND	1/0	0	0	0	0	0	0	0	0	W	33-20
9/14	at Buffalo	1/0	1	4	4	0	0	0	0	0	L	10-29
9/21	KANSAS CITY	1/0	1	13	0	0	0	0	0	0	L	15-34
9/28	at Oakland	1/0	2	27	23	0	0	0	0	0	W	38-14
10/12	GREEN BAY	1/0	0	0	0	0	0	0	0	0	L	24-27
10/19	at Chicago	1/0	0	0	0	0	0	0	0	0	W	27-14
10/26	at Jacksonville	1/0	1	3	3	1	0	0	0	0	W	27-13
11/2	SAN DIEGO	1/0	1	21	21	1	0	0	0	0	W	37-0
11/9	at Detroit	1/0	1	14	14	0	0	0	0	0	L	16-20
11/13	BUFFALO	1/0	0	0	0	0	0	0	0	0	W	22-9
11/23	at Denver	1/0	2	24	18	0	0	0	0	0	L	36-39
12/1	at N.Y. Jets	1/0	0	0	0	0	0	0	0	0	W	16-13
12/7	BALTIMORE	1/0	1	13	13	0	0	0	0	0	L	13-28
12/14	at New England	1/0	2	16	11	0	0	0	0	0	L	13-41
12/21	MINNESOTA		INACTIVE									
12/28	N.Y. JETS		INACTIVE									
2014 TOTALS		14/0	12	135	23	2	0	0	0	0		



24 // CB

BRICE
McCAIN

HT: 5-9 // WT: 190 // BORN: 12/10/86 // COLLEGE: UTAH '08
ACQUIRED: UFA, 2015 (PIT.) // NFL: SEVENTH SEASON // DOLPHINS: FIRST SEASON

PRO CAREER

CAREER TRANSACTIONS: Signed by the Dolphins as an unrestricted free agent from Pittsburgh on March 11, 2015 ... Signed by Pittsburgh as a free agent on April 1, 2014 ... Released by Houston on March 11, 2014 ... Originally was a sixth-round (188th overall) selection of Houston in the 2009 NFL draft.

2014 - Played in 14 games with nine starts for Pittsburgh ... Recorded 25 tackles (16 solo), three interceptions returned for 56 yards, including one for a touchdown, six passes defended and a fumble recovery ... Was inactive due to a groin injury vs. Cleveland (9/7) ... Did not play at Baltimore (9/11) ... Recorded his first interception of the season and the sixth of his NFL career at Jacksonville (10/5), which he returned 22 yards for a score, marking his second career interception returned for a TD ... Recorded his first career fumble recovery vs. Baltimore (11/2) ... Recorded two interceptions, the first multi-interception game of his career, vs. Cincinnati (12/28) ...

POSTSEASON: Started in the team's Wild Card game vs. Baltimore (1/3/15) and notched six tackles (five solo) in the contest.

2013 - Played in all 16 games with four starts for Houston ... Recorded 28 tackles (21 solo), one interception and seven passes defended ... Added four special teams tackles ... Made his first start of the season vs. Jacksonville (11/24) and tallied three solo tackles and one pass defended ... Finished with three tackles vs. New England (12/1) ... Registered four tackles at Jacksonville (12/5), marking the third-straight game with at least three tackles ... Started and registered four solo tackles and two passes defended vs. Denver (12/22) ... Started and made five solo tackles and two passes defended at Tennessee (12/29).

2012 - Played in 12 contests with two starts ... Recorded 19 tackles (15 solo), 0.5 sacks, one interception returned for a career-long 86 yards and eight passes defended ... Also registered five special teams tackles ... Finished with four tackles vs. Miami (9/9) ... Posted two tackles and one pass defended at Denver (9/23) ... Had two tackles, one interception and his first career 0.5 sack at the N.Y. Jets (10/8) ... Returned the interception 86 yards to set up a field goal ... Registered two tackles and two passes defended vs. Baltimore (10/21) ... Finished with three tackles and one pass defended vs. Buffalo (11/4) ... Placed on injured reserve/designated for return with a foot injury on Dec. 4 ... Missed the final four regular season games and both postseason contests.

2011 - Played in all 16 regular season games ... Recorded 25 tackles (24 solo), two interceptions, one of which he returned for his first career touchdown, and 13 passes defended ... Added three special teams tackles ... Registered two or more passes defended in a game four times ... Posted two passes defended and one special teams tackle at Miami (9/18) ... Finished with three tackles vs. Pittsburgh (10/2) ... Intercepted a Matt Hasselbeck pass and returned it 38 yards for his first career defensive touchdown at Tennessee (10/23) ... Also contributed three solo tackles and one pass defended ... Intercepted a pass and returned it 10 yards to set-up a field goal at Tampa Bay (11/13) ... Also registered two passes defended ... Finished with two tackles and broke up a pass on fourth down to help seal the win at Jacksonville (11/27) ... Had a season-high seven tackles and registered two passes defended at Indianapolis (12/22) ... Recorded a career-best three passes defended to go along with two solo tackles vs. Tennessee (1/1/12) ...

POSTSEASON: Played in two playoff games with one start ... Started in the AFC Wild Card game vs. Cincinnati (1/7/12) and registered two passes defended.

2010 - Played in 12 games with three starts ... Was inactive for four games ... Recorded 22 tackles (17 solo) and two passes defended ... Started and registered a season-high seven tackles vs. Indianapolis (9/12) ... Made five tackles at Indianapolis (11/1).

2009 - Played in all 16 games with one start ... Recorded 11 tackles, one interception and three passes defended ... Contributed four special teams tackles ... Posted two tackles vs. the N.Y. Jets (9/13) ... Recorded his first career interception and first career pass defended vs. Indianapolis (11/29) ... Finished with a season-high five tackles at Jacksonville (12/6) ... Made his first NFL start and registered a pass defended and on special teams tackle vs. New England (1/3/10).

COLLEGE

Played in 49 games and made 39 starts in four seasons at Utah ... Earned all-Mountain West Conference honors as a defensive back in 2007-08 and as a kick returner in 2006 ... Finished his career with 103 total tackles ... His 21 career passes defended are tied for sixth in school history ... Returned 37 kickoffs in his career for 847 yards ... Started all 13 games at cornerback and earned first-team all-conference honors as a senior in 2008 ... Finished the season with 35 tackles, five passes defended and one interception ... Started all 13 games and earned second-team all-MWC honors as a junior in 2007 ... Finished the season with 11 passes defended, which ranked third in the conference and is tied for fifth-best in a single-season in school history ... Recorded 28 tackles, one interception and one forced fumble ... Registered four passes defended against New Mexico, which tied the school's single-game record ... Played in 13 games and made 12 starts as a sophomore in 2006 ... Honorable mention all-conference honors as a kick returner ... Led the team with five passes defended ... Finished the season with 28 tackles ... Averaged 22.4 yards per kick return, which ranked fourth in the conference ... Appeared in 10 games as a true freshman and made one start in 2005 ... Finished the season with 12 total tackles ... Earned academic all-MWC honors ... Majored in economics.

PERSONAL

Graduate of Terrell (Texas) High School ... Earned all-state and all-area honors ... Named all-district as a running back and a defensive back ... Named county and team MVP ... Also lettered in basketball and track and was part of a 400-meter relay team that finished second in the state.

BRICE McCAIN'S NFL REGULAR SEASON STATISTICS

YEAR	TEAM	GP	GS	TACKLES					INTERCEPTIONS					FUMBLES		
				TOT	SOLO	ASST	SK	YDS	NO	YDS	LG	TD	PD	FF	FR	YDS
2009	Houston	16	1	11	11	0	0.0	0.0	1	0	-	0	3	0	0	0
2010	Houston	12	3	22	17	5	0.0	0.0	0	0	20	0	2	0	0	0
2011	Houston	16	0	25	24	1	0.0	0.0	2	48	38t	1	13	0	0	0
2012	Houston	12	2	19	15	4	0.5	4.0	1	86	86	0	8	0	0	0
2013	Houston	16	4	28	21	7	0.0	0.0	1	0	-	0	7	0	0	0
2014	Pittsburgh	14	9	25	16	9	0.0	0.0	3	56	31	1	6	0	1	0
NFL TOTALS		86	19	130	104	26	0.5	4.0	8	190	86	2	39	0	1	0

BRICE McCAIN'S NFL PLAYOFF STATISTICS

YEAR	TEAM	GP	GS	TACKLES					INTERCEPTIONS					FUMBLES		
				TOT	SOLO	ASST	SK	YDS	NO	YDS	LG	TD	PD	FF	FR	YDS
2011	Houston	2	1	0	0	0	0.0	0.0	0	0	-	0	2	0	0	0
2014	Pittsburgh	1	1	6	5	1	0.0	0.0	0	0	-	0	0	0	0	0
NFL TOTALS		3	2	6	5	1	0.0	0.0	0	0	-	0	2	0	0	0

ADDITIONAL STATS

Special Teams Tackles: 4 in 2009, 3 in 2010, 3 in 2011, 5 in 2012, 4 in 2013 for total of 19.

SINGLE-GAME HIGHS

Tackles: 7 vs. Indianapolis, 9/12/10
7 at Indianapolis, 12/22/11
Sacks: 0.5 at N.Y. Jets, 10/8/12
Interceptions: 2 vs. Cincinnati, 12/28/14
Passes Defensed: 3 vs. Tennessee, 1/1/12



58 // LB

CHRIS
McCAIN

HT: 6-5 // WT: 245 // BORN: 11/21/91 // COLLEGE: CALIFORNIA '14
ACQUIRED: FA, 2014 // NFL: SECOND SEASON // DOLPHINS: SECOND SEASON

PRO CAREER

CAREER TRANSACTIONS: Signed by the Dolphins as an undrafted college free agent on May 19, 2014.

2014 - Played in 10 games as a rookie ... Was inactive for six games ... Recorded four solo tackles and one sack on defense ... Added a blocked punt, a blocked punt recovery and one tackle on special teams ... Made NFL debut in season opener vs. New England (9/7) and blocked a first quarter New England punt and sacked QB Tom Brady for a loss of nine yards

... His blocked punt marked the first time in team history that the Dolphins have blocked a punt in the first quarter of a season opener ... Became one of five NFL rookies since 1995 to record a sack and a blocked punt in a game, joining Osi Umenyiora (N.Y. Giants, 2003), Ian Gold (Denver, 2000), Robert Quinn (St. Louis, 2001) and Jerry Attaochu (San Diego, 2014) ... Recovered a blocked punt and recorded one solo tackle vs. Green Bay (10/12) ... Posted one solo tackle at Chicago (10/19) ... Recorded one solo tackle in 27-13 win at Jacksonville (10/26) ... Inactive vs. San Diego (11/2) ... Had one special teams tackle at Detroit (11/9).

COLLEGE

Three-year letterman (2011-13) at California ... Played in 24 career games with 18 starts ... Recorded career totals of 90 tackles, 14.5 tackles for loss, five sacks, one pass breakup, one forced fumble and one fumble recovery ... Recorded 11 tackles, his first career forced fumble and one quarterback hurry as a junior in 2013 ... Was an honorable mention All-Pac-12 selection as a sophomore in 2012 ... Recorded 50 tackles, 8.5 tackles for loss, 3.5 sacks, four quarterback hurries, one pass breakup and one fumble recovery ... Played in ten games with six starts as a redshirt freshman in 2011 ... Recorded 29 tackles ... Redshirted as freshman in 2010.

PERSONAL

Attended Oak Ridge (N.C.) Military Academy in 2009 ... Recorded 104 tackles, 16 sacks, 20 tackles for loss and three interceptions ... Attended Northern Guilford High School in Greensboro, N.C. ... Recorded 97 tackles, four sacks, 16 tackles for loss and two forced fumbles in 2008 ... Full name is Christian Cornelius McCain, born November 21, 1991.

CHRIS McCAIN'S NFL REGULAR SEASON STATISTICS																	
YEAR TEAM		GP GS		TACKLES						INTERCEPTIONS					FUMBLES		
				TOT	SOLO	ASST	SK	YDS	NO	YDS	LG	TD	PD	FF	FR	YDS	
2013	Miami	10	0	4	4	0	1.0	9.0	0	0	-	0	0	0	0	0	

ADDITIONAL STATS

Special Teams Tackles: 1 in 2014.
Blocked Punts: 1 in 2014.
Blocked Punt Recoveries: 1 in 2014.



66 // C/G

JACQUES
McCLENDON

HT: 6-3 // WT: 320 // BORN: 12/10/87 // COLLEGE: TENNESSEE '09
ACQUIRED: UFA, 2015 (JAC.) // NFL: FOURTH SEASON // DOLPHINS: FIRST SEASON

PRO CAREER

CAREER TRANSACTIONS: Signed by the Dolphins as an unrestricted free agent from Jacksonville on April 22, 2015 ... Signed by Jacksonville on October 8, 2013 ... Waived by Jacksonville on October 5, 2013 ... Signed by Jacksonville on September 30, 2015 ... Waived by Jacksonville on September 28, 2013 ... Signed by Jacksonville on September 23, 2013 ... Waived by Jacksonville on September 21, 2013 ... Signed by Jacksonville on September 16,

2013 ... Waived by Jacksonville on September 14, 2013 ... Acquired off waivers by Jacksonville from Atlanta on September 1, 2013 ... Waived by Atlanta on August 31, 2013 ... Signed by Atlanta on January 21, 2013 ... Signed by Atlanta to practice squad on November 7, 2012 ... Released from practice squad by Pittsburgh on November 2, 2012 ... Signed by Pittsburgh to practice squad on October 16, 2012 ... Waived by Detroit on August 27, 2012 ... Signed by Detroit on January 10, 2012 ... Signed by Detroit to practice squad on October 9, 2011 ... Waived by Detroit on October 6, 2011 ... Acquired from waivers by Detroit on September 4, 2011 ... Waived by Indianapolis on September 3, 2011 ... Originally was a fourth-round (129th overall) selection of Indianapolis in the 2010 NFL draft.

2014 - Played in 13 games with three starts for Jacksonville ... Made two starts at center and one at right guard ... Also dressed but did not play in three games ... Helped block for an offense that finished sixth in the NFL in rushing yards per play (4.54) ... Started first two games of season at center at Philadelphia (9/7) and at Washington (9/14).

2013 - Played in five games with two starts ... Made his Jaguars debut at Tennessee (11/10) and saw action on special teams ... Started at left guard for final two games of season vs. Tennessee (12/22) and at Indianapolis (12/29/13).

2012 - Spent preseason with Detroit ... Was waived during final cuts ... Spent time on Pittsburgh's practice squad Concluded the season on Atlanta's practice squad.

2011 - Was with Indianapolis for the preseason ... Was waived during final cuts ... Claimed off waivers by Detroit, where he spent time on the active roster and practice squad.

2010 - Played in four games as a rookie with Indianapolis ... Saw time on special teams ... Made NFL debut at Philadelphia (11/7/10) ... Was inactive but did not play in AFC Wild Card game vs. N.Y. Jets (1/8/11).

COLLEGE

Four-year letterman at Tennessee Started 26-of-49 games at right guard ... Started 13 games as a senior ... Made six starts as a junior and was an Academic All-SEC choice ... Started six of 13 games as a sophomore and was part of an offensive line that led the NCAA with four sacks allowed ... Academic All-SEC selection ... Appeared in 12 games as a freshman with one start ... Made first career start in the Outback Bowl ... Holds bachelor's degree in economics and master's degree in sports management.

PERSONAL

Attended The Baylor School in Chattanooga, Tenn ... Was a three-year starter on offense and defense ... Was Parade, EA Sports and Street and Smith All-America choice ... Named Tennessee Gatorade Player of the Year and Division II Mr. Football ... Two-time all-state and all-region selection ... Also started two years on the basketball team and was a member of the track and field team ... Set weightlifting records in bench press and squat ... Full name is Jacques Rashaud McClendon, born in Cleveland, Tenn.

JACQUES McCLENDON'S NFL REGULAR SEASON STATISTICS	
GAMES/STARTS:	(Indianapolis) 2010: 4/0; (Jacksonville) 2013: 5/2; 2014: 13/3
NFL TOTALS: 22/5	

JACQUES McCLENDON'S NFL PLAYOFF STATISTICS	
GAMES/STARTS:	(Indianapolis) 2010: Inactive



15 // WR
TYLER
McDONALD

HT: 6-3 // WT: 202 // BORN: 5/9/91 // COLLEGE: SOUTH CAROLINA STATE '13
ACQUIRED: FA, 2014 // NFL: FIRST SEASON // DOLPHINS: FIRST SEASON

PRO CAREER

CAREER TRANSACTIONS: Signed by the Dolphins on January 5, 2015 ... Released by New England on July 23, 2014 ... Signed by New England as an undrafted free agent on July 18, 2014.

2014 - Did not play in the NFL.

COLLEGE

Appeared in 44 career games at South Carolina State ... Recorded 158 receptions for 2,368 yards and 17 touchdowns ... Added two rushes for six yards ... Recorded career-best 50 receptions for 935 yards and seven touchdowns in 2013 ... Had four catches for 138 yards and two TDs at Clemson ... Recorded 34 receptions for 527 yards and four TDs in 2012 ... Posted 41 catches for 573 yards and four TDs in 2011.

PERSONAL

Attended Stratford High School in Goose Creek S.C. ... Spent a year at Fork Union Military Academy ... Born May 9, 1991.



26 // RB
LAMAR
MILLER

HT: 5-10 // WT: 225 // BORN: 4/25/91 // COLLEGE: MIAMI (FLA.) '13
ACQUIRED: D4, 2012 // NFL: FOURTH SEASON // DOLPHINS: FOURTH SEASON

PRO CAREER

CAREER TRANSACTIONS: Originally a fourth-round draft selection (97th overall) of the Dolphins in the 2012 NFL draft.

2014 - Played in and started all 16 games ... Led the Dolphins in rushing with 216 carries for 1,099 yards (5.09 avg.) and eight touchdowns ... Added 38 catches for 275 yards and one TD

... Led the team in rushing on 14 occasions during the season ... Became the first Dolphins player to eclipse the 1,000-yard rushing mark since Reggie Bush rushed for 1,086 in 2011 ... His rushing yards are the eighth-highest single-season total in team history ... He became just the ninth player (13th time overall) in Dolphins history to gain 1,000-or-more rushing yards in a season ... His 5.09 average per carry is the sixth-highest in Dolphins history ...

AMONG 2014 NFL RUSHING LEADERS: Miller finished the 2014 season ranked among the NFL leaders in every major rushing statistic ... His 1,099 yards were 10th in the NFL and fifth in AFC ... His eight rushing touchdowns were tied for eighth in the NFL and tied for second in the AFC ... His 5.09 average per carry was fifth in the NFL and second in the AFC overall and second in the NFL and AFC among running backs:

2014 NFL RUSHING LEADERS

RUSHING YARDS			RUSHING AVG. PER ATTEMPT			RUSHING TDs		
PLAYER	TEAM	YDS.	PLAYER	TEAM	AVG.	PLAYER	TEAM	TDs
D. Murray	Dal.	1,845	R. Wilson*	Sea.	7.19	M. Lynch	Sea.	13
L. Bell	Pit.	1,361	C. Kaepernick*	S.F.	6.14	D. Murray	Dal.	13
L. McCoy	Phi.	1,319	J. Forsett	Bal.	5.39	Matt Asiata	Min.	9
M. Lynch	Sea.	1,306	C. Newton*	Car.	5.23	J. Charles	K.C.	9
J. Forsett	Bal.	1,266	L. MILLER	MIA	5.09	J. Hill	Cin.	9
A. Foster	Hou.	1,246	J. Hill	Cin.	5.06	M. Ingram	N.O.	9
E. Lacy	G.B.	1,139	J. Charles	K.C.	5.01	E. Lacy	G.B.	9
J. Hill	Cin.	1,124	A. Foster	Hou.	4.79	L. MILLER	MIA	8
F. Gore	S.F.	1,106	J. McKinnon	Min.	4.76	Six Others		8
L. MILLER	MIA	1,099	C.J. Anderson	Den.	4.74			

* - quarterback

Miller rushed for a career-high 178 yards in the season finale vs. the N.Y. Jets (12/28) ... It was the sixth-highest single-game rushing total in the NFL and the fifth-most in the AFC in 2014 ...

MOST NFL SINGLE-GAME RUSHING YARDS IN 2014

PLAYER	TEAM	DATE	OPP.	NO.	YDS	AVG.	TD
1. Le'Veon Bell	Pitt.	11/17/14	Ten	33	204	6.2	2
2. Jonas Gray	N.E.	11/16/14	Ind	37	201	5.4	4
3. Le'Veon Bell	Pitt.	12/7/14	Cin	26	185	7.1	2
4. Justin Forsett	Balt.	11/24/14	NO	22	182	8.3	2
5. DeMarco Murray	Dal.	12/4/14	Chi	32	179	5.6	1
6. LAMAR MILLER	MIA.	12/28/14	NYJ	19	178	9.4	1

In addition, his 9.37 yards per rush (19-178) against the N.Y. Jets was the highest single-game average in the NFL in 2014 among all running backs with a minimum of 15 carries ...

HIGHEST NFL SINGLE-GAME RUSHING YARDS PER ATTEMPT IN 2014

(Minimum 15 carries)							
PLAYER	TEAM	DATE	OPP.	NO.	YDS	AVG.	TD
1. LAMAR MILLER	MIA.	12/28/14	NYJ	19	178	9.37	1
2. Justin Forsett	Balt.	11/24/14	N.O.	22	182	8.27	2
3. Jamaal Charles	K.C.	11/16/14	Sea.	20	159	7.95	2
4. Jonathan Stewart	Car.	12/7/14	N.O.	20	155	7.75	1
5. Giovani Bernard	Cin.	10/12/14	Car.	18	137	7.61	1

LONGEST RUNS: Miller recorded a 97-yard touchdown run in the third quarter vs. the N.Y. Jets (12/28) ... It set the Dolphins record for longest run, surpassing 77-yard runs by Leroy Harris (12/5/77 vs. Baltimore) and Keith Byars (11/25/92 at Dallas) ... It is also tied for the third-longest run in NFL history, behind a 99-yard run by Dallas' Tony Dorsett (1/3/83 at Minnesota) and a 98-yard run by Green Bay's Ahmad Green (12/28/03 vs. Denver) ...

LONGEST RUNS IN NFL HISTORY

PLAYER	TEAMDATE	OPP.	LONG	
1. Tony Dorsett	Dall.	1/3/83	Minn.	99t
2. Ahmad Green	G.B.	12/28/03	Den.	98t
3. LAMAR MILLER	MIA.	12/28/14	NYJ	97t
Andy Uram	G.B.	10/8/39	Chi. Cardinals	97t
Bob Gage	Pitt.	12/4/49	Chi.	97t

GAME HIGHLIGHTS: Rushed 11 times for 59 yards and added four receptions for 19 yards and one touchdown, the first touchdown reception of his career, vs. New England (9/7) ... Rushed for 108 yards vs. Kansas City (9/21) ... Carried the ball 12 times for 64 yards with two rushing TDs at Oakland in London (9/28) ... It marked the first multi-rushing touchdown game of his career ... Rushed 14 times for 53 yards and one TD vs. Green Bay (10/12) ... Rushed for 61 yards on 18 carries and one TD at Chicago (10/19) ... It marked the third consecutive game he scored a rushing TD ... Carried the ball 14 times for 78 yards and added three receptions for 21 yards at Jacksonville (10/26) ... Rushed two yards for a touchdown in the second quarter vs. San Diego (11/2) ... Had 86 rushing yards on 15 carries vs. Buffalo (11/13) ... Carried the ball 12 times for 59 yards at Denver (11/23) ... Rushed for 56 yards on 13 carries and a TD at N.Y. Jets (12/1) ... Had 19 carries for 92 yards vs. Minnesota (12/21) ... Closed the season by rushing 19 times for a career-high 178 yards and one TD vs. N.Y. Jets (12/28) ... Recorded a 97-yard touchdown run in the third quarter, setting the franchise record for longest run, surpassing 77-yard runs by Leroy Harris (12/5/77 vs. Baltimore) and Keith Byars (11/25/92 at Dallas) ... His 97-yard run was tied for the third-longest run in NFL history, behind the 98-yard run by Ahmad Green of Green Bay in 2003 and Tony Dorsett's 99-yard run for the Dallas Cowboys in 1982.

2013 - Played in all 16 games with 15 starts ... Led the Dolphins in rushing with 177 carries for 709 yards and two touchdowns ... Added 26 catches for 170 yards ... Led the team in rushing on 11 occasions ...

GAME HIGHLIGHTS: Led the Dolphins in rushing with 14 carries for 69 yards and one touchdown, coming on a 10-yard run, and added two catches for six yards at Indianapolis (9/15) ... With the Dolphins protecting a 24-20 lead and facing a third-and-eight on their own 30-yard line with 1:17 left in the game, had an eight-yard run to pick up the first down, preventing the Colts from getting the ball back and sealing the win ... Led the Dolphins in rushing with eight carries for 62 yards, including a season-long 49-yard run vs. Atlanta (9/22) ... Had 11 carries for 62 yards and one TD and added one catch for six yards at New Orleans (9/30) ... Posted nine carries for 43 yards, including a 30-yard run, vs. Buffalo (10/20) ... Recorded 18 carries for 89 yards and added three catches for 23 yards at New England (10/27) ... Posted 16 carries for 105 yards, including a 41-yard run, and added four catches for 24 yards vs. Cincinnati (10/31) ... It marked the first 100-yard rushing performance of his NFL career ... Gained 72 yards on 22 carries and added one catch for 13 yards at N.Y. Jets (12/1) ... Suffered a concussion that forced him permanently from the game at Pittsburgh (12/8) ... Had 15 carries for 61 yards vs. New England (12/15) ... Led the team with 17 carries for 73 yards and added one catch for four yards vs. N.Y. Jets (12/29).

2012 - Played in 14 games with one start as a rookie ... Was inactive for two games ... Recorded 51 carries for 250 yards and one touchdown ... Added six receptions for 45 yards ... Led the Dolphins in rushing once ... Made NFL debut in a reserve role vs. Oakland (9/16) and had ten carries for 65 yards and one TD ... His touchdown came on a 15-yard run in the fourth quarter, the first TD of his career ... It was the first time a Dolphins rookie had a rushing TD since Ronnie Brown scored on a one-yard run at Oakland on November 27, 2005 ... His first NFL carry came on a five-yard run in the first quarter ... Registered nine carries for 48 yards, including a 22-yard run, vs. N.Y. Jets (9/23) ... Had three carries for 12 yards and added two catches for 13 yards, the first two receptions of his NFL career, vs. Tennessee (11/11) ... Made the first start of his NFL career at San Francisco (12/9) ... Led the Dolphins in rushing with ten carries for season-high 73 yards, including a long run of 28 yards, vs. Buffalo (12/23).

COLLEGE

Two-year letterman (2010-11) and one-year starter at Miami (Fla.) ... Played in 23 career games with 13 starts ... Recorded 335 carries for 1,918 yards (5.7 avg.) with 15 touchdowns ... Caught

28 passes for 181 yards (6.5 avg.) and one score ... Added 15 kickoff returns for 376 yards (25.1 avg.) and a touchdown and three punt returns for 16 yards (5.3 avg.) ... Ran for more than 100 yards nine times during his career ... Started 12 games as a redshirt sophomore in 2011 ... Named as a first-team All-Atlantic Coast Conference selection ... Rushed for 1,272 yards on 227 carries (5.6 avg.) and nine touchdowns ... Became the first Miami running back since Willis McGahee in 2002 to rush for more than 1,000 yards in a season ... It was the third-best single-season rushing total in program history, behind Willis McGahee (1,753 yards in 2002) and Edgerrin James (1,416 in 1998) ... Added 17 receptions for 85 yards (5.0 avg.) and a score ... Also returned seven kickoffs for 162 yards (23.4 avg.) ... Was the only back in country with a rush of 40 yards or more through each of the first four games of the season ... Rushed for 100-plus yards in each of first five games of season ... Played in 11 games with one start as a redshirt freshman in 2010 ... Recorded 108 carries for 646 yards (6.0 avg.) and six touchdowns ... Added 11 receptions for 96 yards (8.7 avg.) ... Had eight kickoff returns for 214 yards (26.8 avg.) and a touchdown ... Also returned three punts for 16 yards ... Was twice named ACC Rookie of the Week ... Redshirted as a freshman in 2009 ... Majored in liberal arts.

PERSONAL

Attended Miami (Fla.) Killian High School ... Named first-team All-State recognition as a senior ... Led Miami-Dade in rushing with 217 carries for 1,749 yards and 22 touchdowns ... Earned second-team All-State honors as a junior ... Amassed 154 carries for 1,126 yards with 12 scores ... Also lettered in basketball and track and field ... Held a summer job while in high school at what was then called the Miami MetroZoo (it became Zoo Miami in the summer of 2010) ... Growing up was a fan of the Miami Hurricanes ... Lists "Martin" and "The Jamie Foxx Show" as favorite television shows and Meek Mill as favorite recording artist ... Worked with local schools in team's bowling, Dave & Buster's, mini-golf and go-karting events ... Participated in the Miami Dolphins Foundation's Fins Weekend events ... Walked in support of WalkAbout Autism event at Sun Life Stadium ... Full name is Lamar N. Miller, born April 25, 1991 in Miami, Fla.

LAMAR MILLER'S NFL REGULAR SEASON STATISTICS													
YEAR	TEAM	GP	GS	RUSHING					RECEIVING				
				ATT.	YDS.	AVG.	LG	TD	NO.	YDS.	AVG.	LG	TD
2012	Miami	14	1	51	250	4.9	28	1	6	45	7.5	12	0
2013	Miami	16	15	177	709	4.0	49	2	26	170	6.5	22	0
2014	Miami	16	16	216	1099	5.1	97t	8	38	275	7.2	20	1
CAREER TOTALS		46	32	444	2058	4.6	97t	11	70	490	7.0	22	1

SINGLE-GAME HIGHS

- Rushes:
- 22 at N.Y. Jets, 12/1/13
- 18 at New England, 10/27/13
- 17 vs. N.Y. Jets, 12/29/13
- 16 vs. Cincinnati, 10/31/13
- 15 vs. New England, 12/15/13
- Rushing Yards:
- 178 vs. N.Y. Jets, 12/28/14
- 108 vs. Kansas City, 9/21/14
- 105 vs. Cincinnati, 10/31/13
- 92 vs. Minnesota, 12/21/14
- 89 at New England, 10/27/13
- Longest Runs:
- 97t vs. Minnesota, 12/21/14
- 49 vs. Atlanta, 9/22/13
- 41 vs. Cincinnati, 10/31/13
- 33 vs. Buffalo, 11/13/14
- 30 vs. Buffalo, 10/20/13
- TD Runs:
- 2 at Oakland (London), 9/28/14
- Receptions:
- 5 vs. Minnesota, 12/21/14
- 5 vs. Baltimore, 12/7/14
- Receiving Yards:
- 58 vs. Minnesota, 12/21/14
- 40 vs. Green Bay, 10/12/14
- 39 vs. Carolina, 11/24/13

Longest Receptions: 22 vs. San Diego, 11/17/13
20 vs. Green Bay, 10/12/14

100-YARD RUSHING GAMES (3)

DATE	OPPONENT	ATT.	YDS.	AVG.	LG	TD
10/31/13	vs. Cincinnati	16	105	6.6	41	0
9/21/14	vs. Kansas City	15	108	7.2	24	0
12/28/14	vs. New York Jets	19	178	9.4	97t	1

2012 GAME-BY-GAME STATISTICS

DATE	OPPONENT	P/S	RUSHING				RECEIVING				W/L	SCORE
			ATT.	YDS.	LG	TD	NO.	YDS.	LG	TD		
9/9	at Houston		INACTIVE								L	10-30
9/16	OAKLAND	P	10	65	19	1	0	0	0	0	W	35-13
9/23	NEW YORK JETS	P	9	48	22	0	0	0	0	0	L	20-23*
9/30	at Arizona	P	4	13	7	0	0	0	0	0	L	21-24*
10/7	at Cincinnati	P	0	0	0	0	0	0	0	0	W	17-13
10/14	ST. LOUIS	P	0	0	0	0	0	0	0	0	W	17-14
10/28	at New York Jets	P	0	0	0	0	0	0	0	0	W	30-9
11/4	at Indianapolis	P	1	7	7	0	0	0	0	0	L	20-23
11/11	TENNESSEE	P	3	12	9	0	2	13	8	0	L	3-37
11/15	at Buffalo	P	0	0	0	0	0	0	0	0	L	14-19
11/25	SEATTLE		INACTIVE									
12/2	NEW ENGLAND	P	0	0	0	0	0	0	0	0	L	16-23
12/9	at San Francisco	S	3	1	1	0	1	8	8	0	L	13-27
12/16	JACKSONVILLE	P	6	18	8	0	1	2	2	0	W	24-3
12/23	BUFFALO	P	10	73	28	0	0	0	0	0	W	24-10
12/30	at New England	P	5	13	4	0	2	22	12	0	L	0-28
2012 TOTALS		14-1	51	250	28	1	6	45	12	0		

2013 GAME-BY-GAME STATISTICS

DATE	OPPONENT	P/S	RUSHING				RECEIVING				W/L	SCORE
			ATT.	YDS.	LG	TD	NO.	YDS.	LG	TD		
9/8	at Cleveland	S	10	3	5	0	1	7	7	0	W	23-10
9/15	at Indianapolis	S	14	69	14	1	2	6	6	0	W	24-20
9/22	ATLANTA	S	8	62	49	0	1	2	2	0	W	27-23
9/30	at New Orleans	S	11	62	20	1	1	6	6	0	L	17-38
10/6	BALTIMORE	S	7	15	9	0	0	0	0	0	L	26-23
10/20	BUFFALO	P	9	43	30	0	1	4	4	0	L	21-23
10/27	at New England	S	18	89	18	0	3	23	13	0	L	17-27
10/31	CINCINNATI	S	16	105	41	0	4	24	9	0	W	22-20*
11/11	at Tampa Bay	S	7	2	4	0	2	9	6	0	L	19-22
11/17	SAN DIEGO	S	4	17	8	0	2	20	22	0	W	20-16
11/24	CAROLINA	S	10	8	4	0	4	39	18	0	L	16-20
12/1	at New York Jets	S	22	72	17	0	1	13	13	0	W	23-3
12/8	at Pittsburgh	S	6	20	7	0	2	13	13	0	W	34-28
12/15	NEW ENGLAND	S	15	61	7	0	1	0	0	0	W	24-20
12/22	at Buffalo	S	3	8	3	0	0	0	0	0	L	0-19
12/29	NEW YORK JETS	S	17	73	16	0	1	4	4	0	L	7-20
2013 TOTALS		16-15	177	709	49	2	26	170	22	0		

2014 GAME-BY-GAME STATISTICS

DATE	OPPONENT	P/S	RUSHING				RECEIVING				W/L	SCORE
			ATT.	YDS.	LG	TD	NO.	YDS.	LG	TD		
9/7	NEW ENGLAND	1/1	11	59	13	0	4	19	7	1	W	33-20
9/14	at Buffalo	1/1	11	46	7	0	2	7	11	0	L	10-29
9/21	KANSAS CITY	1/1	15	108	24	0	4	24	15	0	L	15-34
9/28	at Oakland	1/1	12	64	21	2	2	3	2	0	W	38-14
10/12	GREEN BAY	1/1	14	53	14	1	3	40	20	0	L	24-27
10/19	at Chicago	1/1	18	61	9	1	2	22	12	0	W	27-14
10/26	at Jacksonville	1/1	14	78	30	0	3	21	9	0	W	27-13
11/2	SAN DIEGO	1/1	11	49	14	1	8	8	8	0	W	37-0

2014 GAME-BY-GAME STATISTICS

DATE	OPPONENT	P/S	RUSHING				RECEIVING				W/L	SCORE
			ATT.	YDS.	LG	TD	NO.	YDS.	LG	TD		
11/9	at Detroit	1/1	4	10	5	0	1	-4	-4	0	L	16-20
11/13	BUFFALO	1/1	15	86	33	0	2	12	13	0	W	22-9
11/23	at Denver	1/1	12	59	22	0	1	8	8	0	L	36-39
12/1	at N.Y. Jets	1/1	13	56	13	1	2	11	6	0	W	16-13
12/7	BALTIMORE	1/1	12	53	15	0	5	36	9	0	L	13-28
12/14	at New England	1/1	16	47	13	0	1	10	10	0	L	13-41
12/21	MINNESOTA	1/1	19	92	14	1	5	58	18	0	W	37-35
12/28	N.Y. JETS	1/1	19	178	97	1	0	0	0	0	L	37-24
2014 TOTALS		16/16	216	1,099	97	8	45	275	20	1		

* - Overtime



55 // LB

KOA

MISI

HT: 6-3 // WT: 255 // BORN: 1/17/87 // COLLEGE: UTAH '10

ACQUIRED: D2, 2010 // NFL: SIXTH SEASON // DOLPHINS: SIXTH SEASON

PRO CAREER

CAREER TRANSACTIONS: Originally a second-round draft selection (40th overall) of Miami in the 2010 NFL draft.

2014 - Played in and started 11 games in first season at middle linebacker ... Finished with 64 tackles (49 solo), one pass defended, one sack and one fumble recovery ... Started vs. New England (9/7) and recorded two tackles before leaving the game with an injury ... Was inactive at Buffalo (9/14), vs. Kansas City (9/21) and at Oakland in London (9/21) ... Registered nine tackles and one quarterback hit vs. Green Bay (10/12) ... Made six solo tackles at Chicago (10/19) as Miami limited the Bears to 52 yards rushing on the day ... Was inactive at Jacksonville (10/26) ... Recorded five tackles vs. San Diego (11/2) ... Had seven tackles at Denver (11/23) ... Posted season-high 12 tackles at N.Y. Jets (12/1), including his first sack of the season ... Registered five solo tackles vs. Baltimore (12/7) ... Was inactive at New England (12/14) ... Led the team with seven tackles vs. Minnesota (12/21).

2013 - Played in 15 games with 12 starts ... Recorded 54 tackles (34 solo), three passes defended and two sacks ... Finished second on team in tackles once during season ... Had season-high eight tackles, including a sack, vs. Baltimore (10/6) ... Suffered a knee injury vs. Cincinnati (10/31) ... Was inactive at Tampa Bay (11/11) because of a knee injury suffered in Bengals game ... Suffered a shoulder injury on Sept. 22nd vs. Atlanta ... Had three tackles including a sack at N.Y. Jets (12/1).

2012 - Played in and started 14 games ... Recorded 60 tackles (47 solo), two passes defended, 3.5 sacks for a total of 15.5 yards in losses ... Led the Dolphins in tackles once and finished second twice ... Had one game of double figure tackles ... Led team with 11 tackles in season opener at Houston (9/9) ... Finished with eight tackles vs. N.Y. Jets (9/23) ... Posted first multi-sack game of his career with four tackles, including 1.5 sacks for 6.5 yards in losses, at Arizona (9/30) ... Registered five tackles and one forced fumble at Cincinnati (10/7) ... Had two tackles including one sack at Buffalo (11/15) ... Tied for second on the Dolphins with six tackles vs.

Seattle (11/25) ... Recorded five tackles including one sack vs. New England (12/2) ... Suffered ankle injury at San Francisco (12/9) ... Was inactive the following two games.

2011 - Played in 12 games with nine starts ... Was inactive for two games ... Recorded 31 tackles, one sack for seven yards in losses and one pass defended ... Was inactive at San Diego (10/2) because of a neck injury ... Had three tackles including one sack, tackling Jets quarterback Mark Sanchez for a seven-yard loss, at N.Y. Jets (10/17) ... Posted five tackles vs. Philadelphia (12/11) before sustaining a shoulder injury late in the fourth quarter ... Was inactive at Buffalo (12/18) with a shoulder injury and placed on Injured Reserve on Dec. 20.

2010 - Played in all 16 games with 11 starts ... Earned All-Rookie recognition by the Pro Football Writers Association ... Finished with 41 tackles (29 solo) ... Ranked second on the Dolphins with 4.5 sacks for 19.5 yards in losses and had two fumble recoveries and a pair of passes defended ... Finished second on the team in tackles once in 2010 ... Made his NFL and Dolphins debut in a reserve role at Buffalo (9/12) and had four tackles, including his first career NFL sack, tackling quarterback Trent Edwards for a nine-yard loss ... Became the first Dolphins rookie to record a sack in his NFL debut since Kendall Langford accomplished the feat in the 2008 season opener against the N.Y. Jets on September 7 ... Had two tackles and one fumble recovery at Minnesota (9/19), coming in the end zone for first career NFL touchdown when he recovered a Brett Favre fumble that was forced by a Cameron Wake sack of Favre ... Posted a one-yard sack of quarterback Tom Brady vs. New England (10/4) ... Finished with three tackles vs. Green Bay (10/17), including one sack, tackling quarterback Aaron Rodgers for a one-yard loss ... Had two tackles vs. Pittsburgh (10/24), including a half-sack for 0.5 yards in losses, combining with Chris Clemons for a one-yard sack of quarterback Ben Roethlisberger ... Also had a fumble recovery, collecting a Roethlisberger fumble after he was sacked by Jeremiah Bell and Cameron Wake ... Registered six tackles at Baltimore (11/7) ... Had two tackles vs. Buffalo (12/19) including one sack, tackling quarterback Ryan Fitzpatrick for an eight-yard loss ...

DEFENSIVE TOUCHDOWNS: Recovered a Brett Favre fumble in the end zone for a touchdown that was forced by a Cameron Wake sack of Favre at Minnesota on Sept. 19, 2010 ... It was Misi's first career touchdown ... It was the first defensive fumble recovery for a touchdown by a Dolphins defender since Jason Taylor had a 48-yard return for a score off a Shonn Greene fumble on November 1, 2009 at the N.Y. Jets ... It was the first fumble recovery for a touchdown by a Dolphins rookie since Derrick Pope had a one-yard return for a TD of a Tim Rattay fumble on Nov. 28, 2004 at San Francisco ...

2010 ROOKIE SACK LEADERS: With 4.5 sacks in 2010, Misi ranked seventh overall and second among linebackers in team history among rookie sack leaders ... He also ranked third in the AFC and tied for fourth in the NFL in sacks among 2010 rookies:

MOST SACKS BY NFL ROOKIES IN 2010

PLAYER	TEAM	ROUND, SELECTION	SACKS
1. Ndamukong Suh	Detroit	1,2	10.0
2. Carlos Dunlap	Cincinnati	2,54	9.5
3. Lamarr Houston	Oakland	2,44	5.0
4. KOA MISI	MIAMI	2,40	4.5
Jason Pierre-Paul	N.Y. Giants	1,15	4.5

COLLEGE

Three-year letterman (2007-09) and starter at Utah ... Recorded 206 tackles (94 solo) with 10.5 sacks and 26.0 stops for losses ... His six forced fumbles tied for fourth on the school's career-record list ... Also recovered three fumbles, returning one 28 yards for a touchdown and deflected eight passes ... Started 12 games at right defensive end as a senior in 2009 ... Named first-team All-Mountain West Conference ... Recorded career-best 71 hits (34 solo) with five sacks, 9.5 stops for losses and caused three fumbles ... Started all 13 games as a junior in 2008 - 12 games at left defensive end and one game at left defensive tackle ... Named second-team All-MWC ... Finished with 68 tackles (31 solo), adding three sacks and 8.5 stops for losses ... Also caused three fumbles, recovered another and had six pass deflections ... Played a major part as the Utes ranked 11th in the nation in rush defense (99.15 ypg) ... Played in all 13 games with starts in the final nine games of the season as a sophomore in 2007 ... Started two games at nose guard shifting to left defensive tackle for the remainder of the schedule ... Finished with 67 tackles (29 solo) ... Credited with 2.5 sacks and eight stops for losses ... Also deflected two passes ...

Attended Santa Rosa Junior College from 2005-06, earning an associates degree in sociology ... Earned All-Northern California Conference honors while helping the team win the division title and receive a bowl invitation ... Did not play football in 2005 ... Majored in sociology.

PERSONAL

Married (Elizabeth) ... Attended Montgomery High School in Santa Rosa, Calif ... Honor Roll student ... Twice earned All-Conference honors in football ... Named the league's Defensive Player of the Year as a senior as school went 13-0 and won the league title ... Also lettered in baseball and basketball ... Spoke at the Broward County Juvenile Detention Center ... Participated in the Miami Dolphins Foundation Fishing Tournament ... Handed out backpacks to South Florida youth as part of the Kids and Fins Back to School Kickoff event ... Donated money to help purchase toys and meals for the holidays ... His father, Sione, played football for Hawaii ... Worked with local schools in Dolphins' laser tag, Dave & Buster's, kite flying, pirate ship and go-karting events ... Read to kids at a South Florida library ... Took photos with children who are up for adoption as part of Heart Gallery ... Misi is a third cousin of Dolphins Assistant Strength and Conditioning Coach Dave Puloka, but they had no idea of their connection until Koa returned from a celebratory dinner back in Utah with some distant relatives ... As best the families can establish, the connection dates back to Melenaiite Misi, Koa's paternal grandmother, and Latu Puloka, the coach's late grandfather ... Full name is Nawaakoa Lisiate Foti Analeseanoa Misi, born January 17, 1987, in Santa Rosa, Calif.

KOA MISI'S NFL REGULAR SEASON STATISTICS

YEAR	TEAM	GP	GS	TACKLES					INTERCEPTIONS					FUMBLES		
				TOT	SOLO	ASST	SK	YDS	NO	YDS	LG	TD	PD	FF	FR	YDS
2010	Miami	16	11	41	29	12	4.5	19.5	0	0	-	0	2	0	2	0
2011	Miami	12	9	31	23	8	1.0	7.0	0	0	-	0	1	0	0	0
2012	Miami	14	14	60	47	13	3.5	15.5	0	0	-	0	2	1	0	0
2013	Miami	15	12	54	34	20	2.0	16.0	0	0	-	0	3	0	0	0
2014	Miami	11	11	64	49	15	1.0	8.0	0	0	-	0	1	0	1	0
NFL TOTALS		68	57	250	182	68	12.0	66.0	0	0	-	0	9	2	3	0

ADDITIONAL STATS

Defensive Touchdowns: 1 fumble return in 2010.

Special Teams Tackles: 5 in 2012, 1 in 2014.

Special Teams Forced Fumble: 1 in 2012.



90 // DT

EARL MITCHELL

HT: 6-3 // WT: 310 // BORN: 9/25/87 // COLLEGE: ARIZONA '10
ACQUIRED: UFA, 2014 (HOU.) // NFL: SIXTH SEASON // DOLPHINS: SECOND SEASON

PRO CAREER

CAREER TRANSACTIONS: Signed by the Dolphins as an unrestricted free agent from Houston on March 12, 2014 ... Originally a third-round draft selection (81st overall) of Houston in the 2010 NFL draft.

2014 - Played in all 16 games with four starts in first season with the Dolphins ... Finished with 33 tackles (21 solo), two sacks and one pass defended ... Also recorded a blocked field goal ... Made Dolphins debut vs. New England (9/7) and registered two tackles ... Made first start with Dolphins at Buffalo (9/14) and recorded five tackles ... Registered one solo tackle at Chicago (10/19) and helped limit the Bears to 52 yards rushing ... Had a third quarter sack of Chargers QB Philip Rivers in 37-0 shutout win vs. San Diego (11/2) ... Posted three tackles, including one for a loss, and blocked a 42-yard field goal attempt in the third quarter at Detroit (11/9), which was recovered by DE Dion Jordan and returned 58 yards, setting up a three-yard touchdown reception to WR Mike Wallace ... Was named Sports Illustrated's Special Teams Player of the Week by Peter King for his blocked kick at Detroit ... Recorded a sack vs. Buffalo (11/13) Registered four total tackles at New England (12/14) ... Closed season with three solo tackles vs. N.Y. Jets (12/28) ...

CONSECUTIVE GAMES PLAYED: Mitchell enters the 2015 season having played in 73 consecutive games ... That streak is the fourth-longest among defensive tackles who were active in the NFL at the conclusion of the 2014 season:

MOST CONSECUTIVE GAMES PLAYED, ACTIVE NFL DEFENSIVE TACKLES		
PLAYER	TEAM(S)	CONSECUTIVE GAME STREAK
1. Kendall Langford	Miami/St. Louis	112
2. Evander Hood	Pittsburgh/Jacksonville	96
3. Domata Peko	Cincinnati	80
4. EARL MITCHELL	HOUSTON/MIAMI	73
5. Jared Odrick	Miami	64
Cam Thomas	San Diego/Pittsburgh	64

2013 - Played in all 16 games with 14 starts for Houston ... Finished with 48 tackles (33 solo) and 1.5 sacks ... Recorded nine tackles vs. St. Louis (10/13) ... Established a career-high 11 tackles and a sack at Kansas City (10/20) ... Notched 0.5 sacks to go along with nine tackles vs. Jacksonville (11/24).

2012 - Played in all 16 regular season games with three starts ... Also saw action in two playoff games ... Recorded 31 tackles (19 tackles), three passes defended and a forced fumble in the regular season ... Posted three tackles and knocked down two passes at the line of scrimmage at Denver (9/23) ... Registered a season-high seven tackles vs. Green Bay (10/14) ... Made his first career start and recorded four tackles at Chicago (11/11) ... Registered six tackles and his first career forced fumble at New England (12/10) ... Made four tackles in AFC Divisional Playoff Game at New England (1/13/13).

2011 - Played in all 16 regular season games ... Also played in two playoff games ... Recorded 27 tackles, two fumble recoveries, one sack and one pass defended in the regular season ... Recovered a fumble on special teams vs. Pittsburgh (10/2) ... Registered his first sack of the season as part of a five-tackle day vs. Carolina (12/18) ... Had a season-high six tackles and one pass defended in the season finale vs. Tennessee (1/1/12) ... Made his postseason debut and finished with four tackles (three solo), a sack and a pass defended in AFC Wild Card playoff vs. Cincinnati (1/7/12) ... Contributed one assisted tackle in AFC Divisional playoff at Baltimore (1/15/12).

2010 - Played in 15 games as a rookie ... Recorded 26 tackles (16 solo) and one sack... Made his NFL debut vs. Indianapolis (9/12) ... Had five tackles vs. the N.Y. Giants (10/10) ... Posted four tackles vs. Baltimore (12/13) ... Registered his first career sack at Tennessee (12/19).

COLLEGE

Four-year letterman (2006-09) at Arizona ... Played in 49 career games with 37 starts ... Started 12 games at tight end/H-back and 25 games at defensive tackle ... Recorded career totals of 88 tackles (50 solo), 18 tackles for loss, eight sacks and one forced fumble ... Also blocked a punt ... Caught 14 passes for 174 yards (12.4 avg) and two touchdowns ... Named second-team All-Pac 10 Conference as a senior in 2009 ... Was a defensive co-captain ... Started 12 games ... Recorded 48 tackles (34 solo) ... Named Pac-10 Defensive Player of the Week vs. USC ... Shifted to the defensive side of the ball for his junior season in 2008 ... Started all 13 games at left defensive tackle ... Recorded 40 tackles (16 solo), 1.5 sacks, 5.5 stops for losses and a pass

deflection ... Played in 12 games as a sophomore in 2007 at fullback and H-Back ... Caught five passes for 38 yards and a TD ... Added an eight-yard kick return vs. UCLA ... Played in all 12 games with seven starts at fullback as a true freshman in 2006 ... Recorded four carries for seven yards and caught nine passes for 136 yards ... Majored in interdisciplinary studies.

PERSONAL

Attended North Shore High School in Galena Park, Texas ... Earned first-team All-District 23-5A honors as well as SuperPrep All-Midlands and All-Southwest as a senior ... Helped his team to an 11-1 record, with their only loss coming in the area playoffs ... Participated in the Miami Dolphins "All-Community Team" program along with his fellow defensive linemen under the group name "First Line of Defense" ... As part of the program, they purchased tickets, food vouchers, T-shirts and parking to each of the team's regular season home games and donated them to a charitable organization ... Born Sept. 25, 1987 in Houston, Texas.

EARL MITCHELL'S NFL REGULAR SEASON STATISTICS


YEAR TEAM			TACKLES					INTERCEPTIONS					FUMBLES		
			TOT	SOLO	ASST	SK	YDS	NO	YDS	LG	TD	PD	FF	FR	YDS
2010	Houston	15 0	28	18	10	1.0	8.0	0	0	-	0	0	0	0	0
2011	Houston	16 0	27	14	13	1.0	0.0	0	0	-	0	1	0	2	0
2012	Houston	16 3	31	19	12	0.0	0.0	0	0	-	0	3	1	0	0
2013	Houston	16 14	48	30	18	1.5	9.5	0	0	-	0	0	0	0	0
2014	Miami	16 4	33	21	12	2.0	12.0	0	0	-	0	1	0	0	0
NFL TOTALS		79 21	167	102	65	5.5	29.5	0	0	-	0	5	1	2	0

EARL MITCHELL'S NFL PLAYOFF STATISTICS

YEAR TEAM			TACKLES					INTERCEPTIONS					FUMBLES		
			TOT	SOLO	ASST	SK	YDS	NO	YDS	LG	TD	PD	FF	FR	YDS
2011	Houston	2 0	5	3	2	1.0	9.0	0	0	-	0	1	0	0	0
2012	Houston	2 0	5	2	3	0.0	0.0	0	0	-	0	0	0	0	0
PLAYOFF TOTALS		4 0	10	5	5	1.0	9.0	0	0	-	0	1	0	0	0

ADDITIONAL STATS

Blocked Kicks: 1 FG in 2014



8 // QB

MATT MOORE

HT: 6-3 // WT: 220 // BORN: 8/9/84 // COLLEGE: OREGON STATE '07
ACQUIRED: UFA, 2011 (CAR.) // NFL: NINTH SEASON // DOLPHINS: FIFTH SEASON

PRO CAREER

CAREER TRANSACTIONS: Signed by the Dolphins as an unrestricted free agent from Carolina on July 29, 2011 ... Claimed off waivers by Carolina on September 2, 2007 ... Waived by Dallas on September 1, 2007 ... Signed as an undrafted college free agent by Dallas on May 14, 2007.

2014 - Played in two games ... Dressed but did not play in 14 games ... Finished 2-of-4 passing attempts for 21 yards with no touchdowns or interceptions for a rating of 65.6 ... Added two rushes for -2 yards ... Entered game at Raiders at London (9/28) in the fourth quarter and carried twice for -2 yards to end game ... Completed 2-of-4 for 21 yards vs. San Diego (11/2) ...

QUARTERBACK RATING: Moore qualified for the Dolphins all-time quarterback rating leaders in 2011 and his 84.8 figure for his Dolphins career is the third highest of any Dolphins quarterback:

ALL-TIME DOLPHINS CAREER PASSER RATING LEADERS								
(Minimum 250 attempts)								
PLAYER	YEARS	ATT.	COMP.	PCT.	YARDS	TD	INT	RATE
1. Chad Pennington	2008-10	552	373	67.6	4,085	20	9	94.5
2. Dan Marino	1983-99	8,358	4,967	59.4	61,361	420	252	86.4
3. MATT MOORE	2011-14	376	225	59.8	2,702	17	11	84.8
4. Ryan Tannehill	2012-14	1,662	1,029	61.9	11,252	63	42	84.0
5. Bob Griese	1967-80	3,429	1,926	56.2	25,092	192	172	77.1

COMPLETION PERCENTAGE: Moore's completion percentage of 59.8 is the fourth-highest career completion percentage in Dolphins history:

ALL-TIME DOLPHINS CAREER COMPLETION PERCENTAGE LEADERS				
(Minimum 250 attempts)				
PLAYER	YEARS	ATT.	CMP.	PCT.
1. Chad Pennington	2008-10	552	373	67.6
2. Ryan Tannehill	2012-14	1,662	1,029	61.9
3. Chad Henne	2009-11	1,065	646	60.7
4. MATT MOORE	2011-14	376	225	59.8
5. Dan Marino	1983-99	8,358	4,967	59.4

2013 - Played in one game ... Dressed but did not play in 15 games ... Finished 2-of-6 for 53 yards with no touchdowns and two interceptions for a rating of 27.1 ... Entered the game at Buffalo (12/22) in the fourth quarter following a knee injury to Ryan Tannehill and was 2-of-6 for 53 yards with no touchdowns and two interceptions ... Had a 50-yard completion to Brian Hartline in that contest.

2012 - Played in two games ... Dressed but did not play in 14 games ... Finished 11-of-19 for 131 yards with one touchdown and no interceptions for a rating of 96.6 ... Added five rushes for -2 yards ... Made season debut in a relief role of injured Ryan Tannehill in first quarter at N.Y. Jets (10/28) ... Went 11-of-19 for 131 yards with one touchdown and no interceptions to lead the Dolphins to a 30-9 win ... His touchdown pass came on a four-yard toss to Anthony Fasano ... Also saw action vs. Tennessee (11/11).

2011 - Played in 13 games with 12 starts ... Finished 210-of-347 for 2,497 yards with 16 touchdowns and nine interceptions for a rating of 87.1 ... Added 32 rushes for 65 yards and two touchdowns ... Ranked fifth in the AFC and 12th in the NFL in passing ... His attempts, completions, passing yards and touchdowns all represent his single-season career highs ... Did not play the first three games of season ... Made Dolphins debut in a reserve role at San Diego (10/2) following an injury to Chad Henne ... Was forced to leave the game permanently in the third quarter vs. Philadelphia (12/11) with a head injury ... Was named as the 2011 winner of the Dan Marino Most Valuable Player award ...

FINAL NINE GAMES OF SEASON: Over the last nine games of the 2011 season he was 142-of-232 (61.2 percent) for 1,791 yards with 15 touchdowns and five interceptions for a rating of 97.8 and the Dolphins were 6-3 in those contests ... That was the sixth best quarterback rating by any QB in the NFL over the last nine games of 2011:

NFL LEADERS IN QUARTERBACK RATING, LAST NINE GAMES OF 2011

PLAYER	TEAM	ATT.	COMP.	PCT.	YARDS	TD	INT	RATE
1. Drew Brees	N.O.	314	226	72.0	2,730	27	4	121.6
2. Aaron Rodgers	G.B.	263	172	65.4	2,271	25	3	119.5
3. Tony Romo	Dal.	270	188	69.6	2,225	20	3	114.5
4. Tom Brady	N.E.	339	217	64.0	2,874	21	4	106.5
5. Matt Ryan	Atl.	314	193	61.5	2,494	20	4	102.3
6. MATT MOORE	MIA.	232	142	61.2	1,791	15	5	97.8

DOLPHINS STARTER: Moore started the last 12 games of the 2011 season, and in those 12 contests as a starter he was 193-of-321 (60.1 percent) for 2,330 yards with 16 touchdowns and eight interceptions for a rating of 88.7 ... The Dolphins were 6-6 in those 12 starts ... His six wins in his first 12 career starts is tied for the eighth highest total by any Dolphins quarterback in their first 12 starts with the team ...

TOUCHDOWN PASSES: Moore had three games of three or more touchdown passes in 2011 and the Dolphins were 2-1 in those contests ... In his career, he has five games of three or more TD passes and he is 4-1 in those contests (2-0 with Carolina and 2-1 with Miami) ... In 2011 he had four games of two or more touchdown passes and the Dolphins were 3-1 in those contests and in his career he has eight games of two or more TD passes and he is 7-1 in those contests (4-0 with Carolina and 3-1 with Miami) ...

FOURTH QUARTER COMEBACKS: Moore had one fourth-quarter or overtime comeback victory in 2011:

MOORE'S FOURTH QUARTER COMEBACK VICTORIES

DATE	OPPONENT	4TH QTR DEFICIT	4TH QTR STATS	FINAL SCORE
1/1/12	vs. N.Y. Jets	6-10	5- 6- 24-1-0	19-17

LEAGUE HONORS: Was named as AFC Offensive Player of the Week for Week 9 of 2011 as a result of his efforts at Kansas City (11/6) when he was 17-of-23 for 244 yards with three touchdowns and no interceptions for a rating of 147.5 in the Dolphins' 31-3 win ... He last won NFL honors as a rookie in 2007 as a member of the Carolina Panthers when he was named NFL Offensive Rookie of the Month for December ... It was the first NFL award by a Dolphins player since Ricky Williams won the AFC Offensive Player of the Week for Week 11 of 2009 following his game against the Carolina Panthers on Nov. 19, 2009 ... It also was the first NFL award by a Dolphins quarterback since Chad Pennington won the AFC Offensive Player of the Week for Week 8 in 2008 after his performance versus Buffalo on Oct. 26, 2008 ...

GAME HIGHLIGHTS – AT SAN DIEGO (OCT. 2): Played in a reserve role, replacing Chad Henne, who left the game permanently in the first quarter with a shoulder injury ... Moore went 17-of-26 for 167 yards with no touchdowns and one interception ...

AT N.Y. JETS (OCT. 17): Made his first start as a member of the Dolphins and was 16-of-34 for 204 yards with no touchdowns and two interceptions ... He was the 14th quarterback among the 30 QBs who have started a game in Dolphins history to throw for 200 or more yards in his first start as a Dolphin ...

VS. DENVER (OCT. 23): Hit on 22-of-33 for 197 yards with one touchdown and no interceptions ... His touchdown came on a 16-yard scoring pass to Anthony Fasano ... It was his first touchdown pass as a member of the Dolphins ...

AT N.Y. GIANTS (OCT. 30): Was 13-of-22 for 138 yards with no touchdowns and one interception ... Also had five carries for 31 yards and one touchdown, coming on a one-yard run ... It was his first career rushing touchdown ... His 31 yards rushing at the time was the most yards rushing in a game in his career; coming into the game his career rushing total was 25 yards on 23 carries ... He had a 16-yard run in the game, at the time the longest run of his career ...

AT KANSAS CITY (NOV. 6): Hit on 17-of-23 for 244 yards with three touchdowns and no interceptions for a rating of 147.5 ... His touchdowns came on three- and 35-yard TD passes to Anthony Fasano and a 14-yard TD pass to Brandon Marshall ... It marked the third time in his career that Moore threw three touchdown passes in a game, with the other two coming when he was a member of the Carolina Panthers, vs. Minnesota on Dec. 20, 2009 and at N.Y. Giants on Dec. 27, 2009 ... It also was the first time a Dolphins quarterback threw three TD passes in a game since Chad Pennington did so on Dec. 21, 2008 at Kansas City ... At the time

Moore's completion percentage of 73.9 percent in the game was the second highest single-game percentage of his career ... At the time his 147.5 passer rating was the highest single-game rating of his career and was the third-highest passer rating in Dolphins history:

MIAMI DOLPHINS SINGLE-GAME PASSER RATING

(Minimum 20 attempts)								
PLAYER	YEARS	OPP.	ATT.	COMP.	YARDS	TD	INT	RATE
1. Jay Fiedler	11/27/03	at Dall.	20	16	239	3	0	156.0
2. Dan Marino	9/2/84	at Wash.	28	21	311	5	0	150.4
3. MATT MOORE	11/6/11	AT K.C.	23	17	244	3	0	147.5
4. Don Strock	12/10/83	Atl.	22	18	229	2	0	140.3
5. Dan Marino	11/10/96	Ind.	23	17	204	3	0	140.2

For his efforts in that contest he was named the AFC Offensive Player of the Week for Week 9 of the season ...

VS. WASHINGTON (NOV. 13): Was 20-of-29 for 209 yards with no touchdowns and one interception ... Also had two rushes for 14 yards ...

VS. BUFFALO (NOV. 20): Completed 14-of-20 passes for 160 yards with three touchdowns and no interceptions for a rating of 133.3 ... His touchdowns came on a one-yard pass to Anthony Fasano, a 12-yard pass to Charles Clay, and a four-yard TD pass to Davone Bess ... His three touchdown passes matched his single-game career-high, and it marked the second time in 2011 and the fourth time in his career that he threw for three TDs in a game ... His quarterback rating of 133.3 in the game was the third-highest in his career and the fourth time in his career he had a rating of 100.0 or more, including twice with the Dolphins ...

AT DALLAS (NOV. 24): Was 19-of-32 for 288 yards with one touchdown and no interceptions for a rating of 99.5 ... His TD came on a 35-yarder to Brandon Marshall ... At the time, his 288 passing yards was his highest single-game total with Miami and the third highest of his career ...

VS. OAKLAND (DEC. 4): Was 13-of-25 for 162 yards and one touchdown, coming on a 12-yard TD pass to Davone Bess ... Also had five carries for 22 yards and one touchdown, coming on a six-yard TD run ...

VS. PHILADELPHIA (DEC. 11): Completed 11-of-19 for 95 yards with one touchdown and one interception before being forced from the game permanently in the third quarter with a head injury ... His touchdown pass came on a 16-yard TD toss to Brandon Marshall ...

AT BUFFALO (DEC. 18): Hit on 10-of-20 for 217 yards with two touchdowns and no interceptions for a rating of 122.3 ... At the time it was the fifth highest single game rating of his career ... His touchdowns came on a 22-yard TD pass to Anthony Fasano and a 65-yard TD pass to Brandon Marshall ... His 65-yard TD pass to Marshall at the time was Moore's longest completion as a Dolphin and was the second longest of his career, surpassed only by his 66-yard completion on Dec. 6, 2009 vs. Tampa Bay as a member of the Carolina Panthers ... It was his third game of the season and the seventh game of his career throwing for two or more TDs ...

AT NEW ENGLAND (DEC. 24): Was 16-of-32 for 281 yards with three touchdowns and one interception ... His 281 yards passing at the time was his second highest passing yardage total as a Dolphin and the fourth highest total of his career ... His touchdowns came on a 19-yard pass to Brandon Marshall, a one-yard pass to Charles Clay, and a 15-yard TD pass to Davone Bess ... His three touchdown passes matched his single-game career-high, and it marked the third time this season and the fifth time in his career that he threw for three TDs in a game ... It also was his fourth game of that season and the eighth game of his career throwing for two or more touchdowns ...

VS. N.Y. JETS (JAN. 1, 2012): Completed 22-of-32 for 135 yards with one touchdown and two interceptions ... His touchdown pass came on a one-yard toss to Charles Clay.

2010 - Played in six games with five starts for Carolina ... Did not play in two games ... Completed 79-of-143 passes for 857 yards and five touchdowns with 10 interceptions to compile a 55.6 quarterback rating ... Rushed five times for 25 yards ... Tossed a 19-yard touchdown to wide receiver Steve Smith at N.Y. Giants (9/12) ... Connected on 28-of-41 passes for 308 yards and two touchdowns with one interception vs. San Francisco (10/24) ... Threw touchdowns of 18 and 23 yards to wide receiver David Gettis in the second and fourth quarters ... Engineered first career game-winning drive ... Directed Panthers 38 yards on five plays in 29 seconds, capped by a John Kasay 37-yard field goal with 39 seconds remaining ... During game-winning possession, completed only attempt for 35 yards to wide receiver Brandon LaFell to 49ers 22-yard line ... Suffered a season-ending right shoulder injury while being sacked in the second quarter vs. New Orleans (11/7) ... Placed on Injured Reserve on November 9.

2009 - Played in seven games with five starts ... Completed 85-of-138 passes for 1,053 yards and eight touchdowns with two interceptions to produce a 98.5 quarterback rating ... Started the final five games, directing the Panthers to a 4-1 record, after quarterback Jake Delhomme suffered a season-ending hand injury ... In five starts, completed 79-of-126 passes for 990 yards and eight touchdowns with one interception to generate a 104.9 quarterback rating ... Made first start of the season in place of an injured Delhomme vs. Tampa Bay (12/6) and completed 14-of-20 passes for 161 yards with one interception ... Amassed season-highs of 21 completions, 33 attempts, 299 yards and three touchdowns vs. Minnesota (12/20). . . Threw touchdowns of one yard to fullback Brad Hoover, 42 yards to wide receiver Steve Smith and two yards to running back Jonathan Stewart ... Compiled single-game highs with a 75.0 completion percentage and 139.8 quarterback rating on 15-of-20 passing for 171 yards and three touchdowns with no interceptions at New York Giants (12/27) ... Matched single-game high of three touchdowns on scoring strikes of 22 yards to wide receiver Muhsin Muhammad, two yards to tight end Jeff King and 27 yards to Smith.

2008 - Was the inactive third quarterback for the final 12 regular season games and one postseason contest ... Missed the first four games of the regular season after breaking fibula in last preseason contest at Pittsburgh (8/28).

2007 - Played in nine games with three starts ... Completed 63-of-111 attempts for 730 yards and three touchdowns with five interceptions ... Compiled a 2-1 record as a starter over the final three weeks of the season, leading Carolina to victories versus Seattle (12/16) and at Tampa Bay (12/30) ... Made NFL debut when starting quarterback David Carr was injured and left the game in the first quarter at New Orleans (10/7) and completed first NFL passing attempt for 43 yards to wide receiver Keary Colbert directing the offense 69 yards in eight plays to set up a John Kasay field goal ... Made first career start vs. Seattle (12/16) and completed 19-of-27 passes for 208 yards and no touchdowns with no interceptions to produce a 92.8 quarterback rating ... Completed passes to seven different receivers, including a then career-long 54-yarder to tight end Dante Rosario ... Completed 15-of-28 attempts for 182 yards with one touchdown with one interception vs. Dallas (12/22) ... Threw first career touchdown when he connected with wide receiver Steve Smith for an 11-yard scoring strike ... Produced a season-long 57-yard completion to Smith in the fourth quarter ... Posted a career-best 94.8 quarterback rating, completing 15-of-24 passes for 174 yards and two touchdowns with one interception at Tampa Bay (12/30) against a Buccaneers pass defense that entered the contest ranked second in the NFL ... Notched the first two-touchdown pass performance of his career, throwing touchdown passes of two yards to tight end Christian Fauria and 20 yards to tight end Dante Rosario ...

ROOKIE HONORS: Was named NFL Offensive Rookie of the Month for December after completing 49-of-79 passes (62.0 percent) for 564 yards and three touchdowns with two interceptions to generate an 86.1 quarterback rating.

COLLEGE

Played final two collegiate seasons at Oregon State ... Began career at UCLA ... Started all 24 games he played for the Beavers ... Finished career with 5,733 passing yards with 29 touchdowns and 26 interceptions on 440-of-733 passing ... Started 14 games as a senior in 2006 ... Named as an All-Pac 10 honorable mention ... Completed 229-of-378 passes for 3,022 yards and 18 touchdowns with seven interceptions ... Set an Oregon State record for the most consecutive pass attempts without an interception with 182. . . Named MVP of the Sun Bowl after throwing for 356 yards and four touchdowns and rushing for one touchdown ... Started 10 games as a junior ... Completed 211-of-355 passes for 2,711 yards and 11 touchdowns with 19 interceptions ... Attended the College of the Canyons in Santa Clarita, Calif. in 2004 but did not play football ... Played in 13 games with five starts for the Bruins during his freshman and sophomore seasons ... Overall completed 85-of-165 passes for 967 yards and four touchdowns with six interceptions ... Played in eight games with four starts for UCLA in 2003 ... Completed 52-of-103 passes for 555 yards and two touchdowns with six interceptions ... Played in five games with one start in 2002 ... Completed 33-of-62 passes for 412 yards and two touchdowns with no interceptions ... Became the first true freshman quarterback in UCLA history to lead the Bruins to a victory in first start ... Majored in speech communication.

PERSONAL

Married (Tara) ... Has a daughter, Aubrey, and a son, Brodie ... Played youth football for six years with Palmdale Youth Football in California ... Attended William S. Hart High School in Newhall, Calif ... Led his team to a 13-0 record as a quarterback, culminating in a 42-13 win over Valencia in the CIF-Southern Section Division III title game as a senior ... Completed 234-of-353 (66.3 percent) passes for 3,334 yards and 33 touchdowns and ran for 415 yards and seven scores ... Played as a safety as a junior, earning All-CIF acclaim with 80 tackles and 10 interceptions on the season ... Lettered twice in baseball playing shortstop and third base ... Selected as a third baseman in the 22nd round of the Major League Baseball Draft by the Los Angeles Angels in 2004 ... Worked with local schools in Dolphins' Dave & Buster's and go-karting events ... Donated time and money for the team's annual holiday meals and toy giveaways ... Participated in the Miami Dolphins Foundation's Fins Weekend events ... Born August 9, 1984.

MATT MOORE'S NFL REGULAR SEASON PASSING STATISTICS

YEAR	TEAM	GP	GS	ATT.	CMP.	PCT.	YDS		TD	INT.	LG	SK	YDS	
							YDS	ATT.					LST	RATE
2007	Carolina	9	3	111	63	56.8	730	6.6	3	5	57	6	40	67.0
2008	Carolina	INACTIVE												
2009	Carolina	7	5	138	85	61.6	1053	7.6	8	2	66	9	78	98.5
2010	Carolina	6	5	143	79	55.2	857	6.0	5	10	39	13	90	55.6
2011	Miami	13	12	347	210	60.5	2497	7.2	16	9	65t	36	229	87.1
2012	Miami	2	0	19	11	57.9	131	6.9	1	0	37	2	9	96.6
2013	Miami	1	0	6	2	33.3	53	8.8	0	2	50	0	0	27.1
2014	Miami	2	0	4	2	50.0	21	5.3	0	0	14	0	0	65.6
NFL TOTALS		40	25	768	452	58.9	5342	7.0	33	28	66	66	446	79.2
MIAMI TOTALS		18	12	376	225	59.8	2702	7.2	17	11	65t	38	238	84.8

Career Regular Season Record As A Starter: (Carolina) 2-1 in 2007, 4-1 in 2009, 1-4 in 2010; (Miami) 6-6 in 2011 for total of 13-12.

MATT MOORE'S NFL REGULAR SEASON RUSHING STATISTICS

YEAR	TEAM	NO.	YDS.	AVG.	LG	TD
2007	Carolina	3	5	1.7	5	0
2008	Carolina	INACTIVE				
2009	Carolina	12	-3	-0.3	5	0
2010	Carolina	5	25	5.0	8	0
2011	Miami	32	65	2.0	16	2
2012	Miami	5	-3	-0.6	1	0
2013	Miami	0	0	0.0	0	0
2014	Miami	2	-2	-1.0	-1	0
NFL TOTALS		59	87	1.5	16	2
MIAMI TOTALS		39	60	1.5	16	2

SINGLE-GAME HIGHS

Pass Attempts:	41	vs. San Francisco, 11/24/10
	37	at St. Louis, 10/31/10
	34	at N.Y. Jets, 10/17/11
	33	vs. Minnesota, 12/20/09
	33	at N.Y. Giants, 9/12/10
Pass Completions:	33	vs. Denver, 10/23/11
	28	vs. San Francisco, 11/24/10
	23	at St. Louis, 10/31/10
	22	vs. Denver, 10/23/11
	22	vs. N.Y. Jets, 1/1/12
Yards Passing:	21	vs. Minnesota, 12/20/09
	308	vs. San Francisco, 11/24/10
	299	vs. Minnesota, 12/20/09

	288	at Dallas, 11/24/11
	281	at New England, 12/24/11
	244	at Kansas City, 11/6/11
TD Passes:	3	vs. Minnesota, 12/20/09
	3	at N.Y. Giants, 12/27/09
	3	at Kansas City, 11/6/11
	3	vs. Buffalo, 11/20/11
	3	at New England, 12/24/11
Long Passes:	66	vs. Tampa Bay, 12/6/09
	65t	at Buffalo, 12/18/11
	57	vs. Dallas, 12/22/07
	55	vs. Minnesota, 12/20/09
Completion Percentage:	75.0	at N.Y. Giants, 12/27/09 (15 of 20)
	73.9	at Kansas City, 11/6/11 (17 of 23)
	70.4	vs. Seattle, 12/16/07 (19 of 27)
	70.0	vs. Tampa Bay, 12/6/09 (14 of 20)
	70.0	vs. Buffalo, 11/20/11 (14 of 20)
Passer Rating:	147.5	at Kansas City, 11/6/11
	139.8	at N.Y. Giants, 12/27/09
	133.3	vs. Buffalo, 11/20/11
	123.2	vs. Minnesota, 12/20/09
	122.3	at Buffalo, 12/18/11
Rush Attempts:	5	vs. Minnesota, 12/20/09
	5	at N.Y. Giants, 10/30/11
	5	vs. Oakland, 12/4/11
	4	at N.Y. Giants, 12/27/09
	4	at Kansas City, 11/6/11
Rushing Yards:	31	at N.Y. Giants, 10/30/11
	22	vs. Oakland, 12/4/11
Long Run:	16	at N.Y. Giants, 10/30/11
	14	vs. Oakland, 12/4/11

2007 GAME-BY-GAME STATISTICS (Carolina)

DATE	OPPONENT	P/S	PASSING								RUSHING				W/L	SCORE
			ATT	CMP	YDS	PCT	TD	INT	LG	TKLD	ATT	YDS	LG	TD		
10/7	at New Orleans	1/0	2	1	43	50.0	0	0	43	0/0	0	0	0	0	W	16-13
10/14	at Arizona	1/0	0	0	0	0.0	0	0	0	0/0	0	0	0	0	W	25-10
11/4	at Tennessee	1/0	5	2	36	40	0	1	30	0/0	0	0	0	0	L	7-20
11/11	ATLANTA	1/0	1	0	0	0	0	1	0	0/0	0	0	0	0	L	13-20
11/25	NEW ORLEANS	1/0	14	8	66	57.1	0	1	14	0/0	0	0	0	0	L	6-31
12/9	at Jacksonville	1/0	10	3	21	30.0	0	0	8	0/0	0	0	0	0	L	6-37
12/16	SEATTLE	1/1	27	19	208	70.4	0	0	54	0/0	2	5	5	0	W	13-10
12/22	DALLAS	1/1	28	15	182	53.6	1	1	57	5/35	0	0	0	0	L	13-20
12/30	at Tampa Bay	1/1	24	15	174	62.5	2	1	46	1/5	1	0	0	0	W	31-23
2008 TOTALS			9/3	111	63	730	56.8	3	5	57	6/40	3	5	5	0	

2009 GAME-BY-GAME STATISTICS (Carolina)

DATE	OPPONENT	P/S	PASSING								RUSHING				W/L	SCORE
			ATT	CMP	YDS	PCT	TD	INT	LG	TKLD	ATT	YDS	LG	TD		
9/13	PHILADELPHIA	1/0	11	6	63	54.5	0	1	19	1/10	0	0	0	0	L	10-38
11/1	at Arizona	1/0	1	0	0	0.0	0	0	0	0/0	1	-1	-1	0	W	34-21
12/6	TAMPA BAY	1/1	20	14	161	70.0	0	1	66	1/9	1	-1	-1	0	W	16-6
12/13	at New England	1/1	30	15	197	50.0	1	0	44	2/18	0	0	0	0	L	10-20
12/20	MINNESOTA	1/1	33	21	299	63.6	3	0	55	2/26	5	-2	1	0	W	26-7
12/27	at N.Y. Giants	1/1	20	15	171	75.0	3	0	27t	1/2	4	2	5	0	W	41-9
1/3/10	NEW ORLEANS	1/1	23	14	162	60.9	1	0	30t	2/13	1	-1	-1	0	W	23-10
2009 TOTALS			7/5	138	85	61.6	1053	8	2	66	9/78	12	-3	5	0	

2010 GAME-BY-GAME STATISTICS (Carolina)

			PASSING								RUSHING					
DATE	OPPONENT	P/S	ATT	CMP	YDS	PCT	TD	INT	LG	TKLD	ATT	YDS	LG	TD	W/L	SCORE
9/12	at N.Y. Giants	1/1	33	14	182	42.4	1	3	27	4/34	2	15	8	0	L	18-31
9/19	Tampa Bay	1/1	16	6	125	37.5	1	1	37t	4/25	1	2	2	0	L	7-20
10/10	Chicago	1/0	10	5	35	50	0	2	14	0/0	0	0	0	0	L	6-23
10/24	San Francisco	1/1	41	28	308	68.3	2	1	39	1/5	1	3	3	0	W	23-20
10/31	at St. Louis	1/1	37	23	194	62.2	1	3	20	3/18	1	5	5	0	L	10-20
11/7	New Orleans	1/1	6	3	13	50	0	0	6	1/8	0	0	0	0	L	3-34
2010 TOTALS		7/6	143	79	55.2	857	5	10	39	13/90	5	25	8	0		

2011 GAME-BY-GAME STATISTICS (Miami)

PASSING											RUSHING					
DATE	OPPONENT	P/S	ATT	CMP	YDS	PCT	TD	INT	LG	TKLD	ATT	YDS	LG	TD	W/L	SCORE
9/12	NEW ENGLAND		DID NOT PLAY													
9/18	HOUSTON		DID NOT PLAY													
9/25	at Cleveland		DID NOT PLAY													
10/2	at San Diego	1/0	26	17	167	65.4	0	1	31	3/18	1	-1	-1	0	L	16-26
10/17	at N.Y. Jets	1/1	34	16	204	47.1	0	2	46	4/14	0	0	0	0	L	6-24
10/23	DENVER	1/1	33	22	197	66.7	1	0	29	4/24	2	-1	0	0	L	15-18*
10/30	at N.Y. Giants	1/1	22	13	138	59.1	0	1	24	5/37	5	31	16	1	L	17-20
11/6	at Kansas City	1/1	23	17	244	73.9	3	0	35t	0/0	4	3	5	0	W	31-3
11/13	WASHINGTON	1/1	29	20	209	69.0	0	1	28	2/9	2	14	9	0	W	20-9
11/20	BUFFALO	1/1	20	14	160	70.0	3	0	46	1/13	3	2	3	0	W	35-8
11/24	at Dallas	1/1	32	19	288	59.4	1	0	41	4/25	3	3	3	0	L	19-20
12/4	OAKLAND	1/1	25	13	162	52.0	1	0	38	1/9	5	22	14	1	W	34-14
12/11	PHILADELPHIA	1/1	19	11	95	57.9	1	1	21	4/22	1	1	1	0	L	10-26
12/18	at Buffalo	1/1	20	10	217	50.0	2	0	65t	2/23	0	0	0	0	W	30-23
12/24	at New England	1/1	32	16	281	50.0	3	1	49	5/28	3	-8	0	0	L	24-27
1/1/12	N.Y. JETS	1/1	32	22	135	68.8	1	2	19	1/7	3	-1	1	0	W	19-17
2011 TOTALS		13/12	347	210	2497	60.5	16	9	65t36/229		32	65	16	2		

2012 GAME-BY-GAME STATISTICS (Miami)

			PASSING								RUSHING					
DATE	OPPONENT	P/S	ATT	CMP	YDS	PCT	TD	INT	LG	TKLD	ATT	YDS	LG	TD	W/L	SCORE
9/9	at Houston		DID NOT PLAY													
9/16	OAKLAND		DID NOT PLAY													
9/23	N.Y. JETS		DID NOT PLAY													
9/30	at Arizona		DID NOT PLAY													
10/7	at Cincinnati		DID NOT PLAY													
10/14	ST. LOUIS		DID NOT PLAY													
10/28	at N.Y. Jets	1/0	19	11	131	57.9	1	0	37	1/1	4	-4	-1	0	W	30-9
11/4	at Indianapolis		DID NOT PLAY													
11/11	TENNESSEE	1/0	0	0	0	0.0	0	0	0	1/8	1	1	1	0	L	3-37
11/15	at Buffalo		DID NOT PLAY													
11/25	SEATTLE		DID NOT PLAY													
12/2	NEW ENGLAND		DID NOT PLAY													
12/9	at San Francisco		DID NOT PLAY													
12/16	JACKSONVILLE		DID NOT PLAY													
12/23	BUFFALO		DID NOT PLAY													
12/30	at New England		DID NOT PLAY													
2012 TOTALS		2/0	19	11	131	57.9	1	0	37	2/9	5	3	1	0		

2013 GAME-BY-GAME STATISTICS (Miami)

DATE	OPPONENT	P/S	PASSING							RUSHING				W/L	SCORE
			ATT	CMP	YDS	PCT	TD	INT	LG	TKLD	ATT	YDS	LG	TD	
9/8	at Cleveland		DID NOT PLAY												
9/15	at Indianapolis		DID NOT PLAY												
9/22	ATLANTA		DID NOT PLAY												
9/30	at New Orleans		DID NOT PLAY												
10/6	BALTIMORE		DID NOT PLAY												
10/20	BUFFALO		DID NOT PLAY												
10/27	at New England		DID NOT PLAY												
10/31	CINCINNATI		DID NOT PLAY												
11/11	at Tampa Bay		DID NOT PLAY												
11/17	SAN DIEGO		DID NOT PLAY												


2013 GAME-BY-GAME STATISTICS (Miami)

			PASSING								RUSHING					
DATE	OPPONENT	P/S	ATT	CMP	YDS	PCT	TD	INT	LG	TKLD	ATT	YDS	LG	TD	W/L	SCORE
11/24	CAROLINA		DID NOT PLAY													
12/1	at N.Y. Jets		DID NOT PLAY													
12/8	at Pittsburgh		DID NOT PLAY													
12/15	NEW ENGLAND		DID NOT PLAY													
12/22	at Buffalo	1/0	6	2	53	33.3	0	2	50	0/0	0	0	0	0	L	0-19
12/29	N.Y. JETS		DID NOT PLAY													
2012 TOTALS		1/0	6	2	53	33.3	0	2	50	0/0	0	0	0	0		

2014 GAME-BY-GAME STATISTICS (Miami)

			PASSING								RUSHING					
DATE	OPPONENT	P/S	ATT	CMP	YDS	PCT	TD	INT	LG	TKLD	ATT	YDS	LG	TD	W/L	SCORE
9/7	NEW ENGLAND					DID NOT PLAY										
9/14	at Buffalo					DID NOT PLAY										
9/21	KANSAS CITY					DID NOT PLAY										
9/28	at Oakland	1/0	0	0	0	0.0	0	0	0	0/0	2	-2	-1	0	W	38-14
10/12	GREEN BAY					DID NOT PLAY										
10/19	at Chicago					DID NOT PLAY										
10/26	at Jacksonville					DID NOT PLAY										
11/2	SAN DIEGO	1/0	4	2	21	50.0	0	0	0	0/0	0	0	0	0	W	37-0
11/9	at Detroit					DID NOT PLAY										
11/13	BUFFALO					DID NOT PLAY										
11/23	at Denver					DID NOT PLAY										
12/1	at N.Y.Jets					DID NOT PLAY										
12/7	BALTIMORE					DID NOT PLAY										
12/14	at New England					DID NOT PLAY										
12/21	MINNESOTA					DID NOT PLAY										
12/28	N.Y. JETS					DID NOT PLAY										
2014 TOTALS		2/0	4	2	21	50.0	0	0	0	0/0	2	-2	-1	0		

* Overtime



94 // DT

C.J.

MOSLEY

HT: 6-2 // WT: 315 // BORN: 8/6/83 // COLLEGE: MISSOURI '04

ACQUIRED: UFA, 2015 (DET.) // NFL: 11TH SEASON // DOLPHINS: FIRST SEASON

PRO CAREER

CAREER TRANSACTIONS: Signed by the Dolphins as an unrestricted free agent from Detroit on June 10, 2015 ... Signed by Detroit on April 3, 2013 ... Released by Jacksonville on April 1, 2013 ... Re-signed by Jacksonville as an unrestricted free agent on March 14, 2012 ... Signed by Jacksonville on October 4, 2010 ... Released by Cleveland on September 4, 2010 ... Signed by Cleveland as an unrestricted free agent on March 7, 2009 ... Traded to the New York Jets on August 31, 2006 ... Originally was a sixth-round selection (191st overall) by Minnesota in the 2005 NFL draft.

2014 - Played in 15 games with eight starts for Detroit ... Recorded 26 tackles (17 solo), 2.5 sacks and one forced fumble ... Registered two sacks at Carolina (9/14), marking his third-

career multi-sack game and first with the Lions ... Posted three tackles, including one for loss at the N.Y. Jets (9/28) ... Had two tackles vs. Buffalo (10/5) ... Picked up a half sack at Minnesota (10/12) ... Recorded one tackle and forced a fumble vs. New Orleans (10/19) ... Registered two tackles vs. Miami (11/9) in his first start of the season ... Posted three tackles, including one for loss, at Arizona (11/16) ... Finished with two tackles vs. Tampa Bay (12/7) ... Recorded five tackles at Green Bay (12/28) ...

POSTSEASON: Played in and started playoff game ... Registered one tackle and one quarterback hit in the NFC Wild Card game at Dallas (1/4/15).

2013 - Played in all 16 games with one start ... Recorded 16 tackles (12 solo), one forced fumble and one fumble recovery ... Recorded two tackles vs. Minnesota (9/8) ... Started his first game with the Lions at Arizona (9/15) and made two tackles ... Registered three tackles vs. Chicago (9/29) ... Posted one solo tackle at Chicago (11/10) ... Recovered a fumble vs. Green Bay (11/28) ... Forced a fumble at Minnesota (12/29).

2012 - Played in all 16 games with 13 starts for Jacksonville ... Recorded 45 tackles (36 solo), 2.5 sacks, three fumble recoveries and one forced fumble ... Started in the season opener at Minnesota (9/9) and made seven tackles ... Also recovered a QB Christian Ponder fumble in the third quarter ... Recorded five solo tackles, including three tackles for loss, vs. Houston (9/16) ... Picked up four tackles (one solo), one fumble recovery and one pass defended vs. Cincinnati (9/30) ... Started at defensive tackle and made six tackles with one tackle for loss vs. Chicago (10/7) ... Tied a season high with seven tackles vs. Indianapolis (11/8) ... Had his best game of the season at Houston (11/18), recording seven tackles (six solo), with one tackle for loss, two sacks and one forced fumble ... Assisted on a sack on QB Tom Brady vs. New England (12/23).

2011 - Played in 15 games with three starts ... Recorded 24 tackles (14 solo), one sack and two forced fumbles ... Posted six tackles (four solo) vs. Cincinnati (10/9) ... Recorded his only sack of the season and added six tackles and a forced fumble at Houston (10/30) ... Started his first game of the season at Cleveland (11/20) and recorded four tackles and one pass defense ... Had a season-high eight tackles at Atlanta (12/15) ... Forced a fumble and had three solo tackles at Tennessee (12/24).

2010 - Played in eight games ... Recorded one tackle.

2009 - Played in 12 games with one start for Cleveland ... Recorded 18 tackles (13 solo) ... Made only start of the year vs. San Diego (12/6), but left the game in the first quarter with an ankle injury ... Placed on injured reserve on Dec. 7 and missed remainder of season.

2008 - Played in all 16 games with one start for the N.Y. Jets ... Recorded 17 tackles (13 solo), two tackles for loss, 1.5 sacks and two pass defenses ... Split a sack on QB Trent Edwards at Buffalo (11/2) ... Recorded five tackles and one sack at New England (11/13).

2007 - Played in 14 games with two starts ... Recorded 15 tackles (10 solo), 2.5 sacks and two forced fumbles ... Split a sack with Shaun Ellis on QB Ben Roethlisberger, one of seven Jets sacks on the day, vs. Pittsburgh (11/18) ... Sacked and forced a fumble on QB Tony Romo at Dallas (11/22) ... Posted two tackles and sacked QB John Beck for a nine-yard loss, forcing a fumble, at Miami (12/2) ... Made his first start of the season vs. Cleveland (12/9).

2006 - Played in six games with the N.Y. Jets ... Recorded seven tackles (six solo) and one sack ... Made his Jets debut in the defensive line rotation at Jacksonville (10/8) ... Registered a sack on Vikings QB Brad Johnson in his first game against his old team (12/17).

POSTSEASON: Saw action in playoff game at New England (1/4/15) ... Did not record any statistics in contest.

2005 - Played in 12 games with two starts as a rookie with Minnesota ... Recorded 19 tackles (15 solo), three sacks, one pass defense and one forced fumble ... Had his breakout game vs. Cleveland (11/27), posting seven tackles (six solo), two sacks and a forced fumble on QB Trent Dilfer ... Made his first career start at Detroit (12/4) and recorded three tackles and one sack on QB Jeff Garcia.

COLLEGE

Earned Associated Press All-Big 12 First Team honors as a senior at Missouri, finishing with 167 tackles (111 solo), 15.5 sacks and 38 tackles for loss in 36 games for his career ... As a senior, finished the season with 6.5 sacks ... Had 67 tackles (16 for loss) and ranked second on the team with six sacks as a junior. Named second-team All-Big 12 ... Played in all 12 games as a sophomore and registered 41 tackles (eight for loss) and three sacks ... Majored in hotel and restaurant management.

PERSONAL

Attended Waynesville High School (Mo.) and named Missouri's Defensive Lineman of the Year as a junior and senior ... Career totals as a prep star include 21 sacks and 267 tackles ... Finished third in the state in shot put in 2000 ... Has been active in the community, participating in several events ... Visited patients at the Atlantic Health Hospital in New Jersey in 2007 ... Visited patients at the Bristol-Myers Squibb Children's Hospital at Robert Wood Johnson University Hospital in New Brunswick, New Jersey in 2006 ... Father, Calvin Sr. is retired First Sergeant in the Army ... Full name is Calvin Michael Mosley ... Has dedicated his football career to his mother, Angela Mosley, who passed away from breast cancer in 2007 ... Was born in Fort Knox, Ky. and has lived in Germany, California, Georgia, Kansas and Kentucky before settling in Missouri for high school ... Born August 6, 1983.

C.J. MOSLEY'S NFL REGULAR SEASON STATISTICS

YEAR	TEAM	GP	GS	TACKLES					INTERCEPTIONS					FUMBLES		
				TOT	SOLO	ASST	SK	YDS	NO	YDS	LG	TD	PD	FF	FR	YDS
2005	Minnesota	12	2	19	15	4	3.0	17.0	0	0	-	0	1	1	0	0
2006	N.Y. Jets	6	0	7	6	1	1.0	6.0	0	0	-	0	0	0	0	0
2007	N.Y. Jets	14	2	15	10	5	2.5	13.0	0	0	-	0	0	2	0	0
2008	N.Y. Jets	16	1	17	13	4	1.5	9.5	0	0	-	0	2	0	0	0
2009	Cleveland	12	1	18	13	5	0.0	0.0	0	0	-	0	0	0	0	0
2010	Jacksonville	8	0	1	1	0	0.0	0.0	0	0	-	0	0	0	0	0
2011	Jacksonville	15	3	24	14	10	1.0	8.0	0	0	-	0	0	1	0	0
2012	Jacksonville	16	13	45	36	9	2.5	26.5	0	0	-	0	0	1	3	0
2013	Detroit	16	1	16	12	4	0.0	0.0	0	0	-	0	0	1	1	0
2014	Detroit	15	8	26	17	9	2.5	16.5	0	0	-	0	0	1	0	0
NFL TOTALS		130	31	188	137	51	14.0	96.5	0	0	-	0	3	7	4	0

C.J. MOSLEY'S NFL PLAYOFF STATISTICS

YEAR	TEAM	GP	GS	TACKLES					INTERCEPTIONS					FUMBLES		
				TOT	SOLO	ASST	SK	YDS	NO	YDS	LG	TD	PD	FF	FR	YDS
2006	N.Y. Jets	1	0	0	0	0	0.0	0.0	0	0	-	0	0	0	0	0
2014	Detroit	1	1	1	0	1	0.0	0.0	0	0	-	0	0	0	0	0
PLAYOFF TOTALS		2	1	1	0	0	0.0	0.0	0	0	-	0	0	0	0	0

SINGLE-GAME HIGHS

Tackles:

- 7 vs. Cleveland, 11/27/05
- 7 at Buffalo, 10/11/09
- 7 at Houston, 11/18/12
- 7 at Buffalo, 12/2/12

Sacks:

- 2 vs. Cleveland, 11/27/05
- 2 at Houston, 11/18/12
- 2 at Carolina, 9/14/14

Sack Yards:

- 23 at Houston, 11/18/12

Passes Defended:

- 2 at New England, 11/13/08

Forced Fumbles:

- 1 seven times (last: vs. New Orleans, 10/19/14)

Fumble Recoveries:

- 1 four times (last: vs. Green Bay, 11/28/13)



42 // LB SPENCER PAYSINGER

HT: 6-2 // WT: 250 // BORN: 6/28/88 // COLLEGE: OREGON '11
ACQUIRED: UFA, 2015 (NYG) // NFL: FIFTH SEASON // DOLPHINS: FIRST SEASON

PRO CAREER

CAREER TRANSACTIONS - Signed by the Dolphins as an unrestricted free agent from the N.Y. Giants on April 2, 2015 ... Re-signed by N.Y. Giants as a restricted free agent on March 17, 2014 ... Originally was signed as an undrafted college free agent by N.Y. Giants on July 28, 2011.

2014 - Played in 15 games with one start for the N.Y. Giants ... Was inactive for one game ... Recorded five tackles (four solo) on defense ... Tied for first on the team with eight special teams tackles ... Was inactive at Philadelphia (10/12) ... Recorded a season-high three tackles vs. San Francisco (11/16) ... Started at linebacker at Tennessee (12/7).

2013 - Played in all 16 games with 10 starts ... Recorded 66 tackles (58 solo), a sack, one pass defended and one fumble recovery ... Finished tied for second on the team with seven special teams tackles ... Opened season with four tackles at Dallas (9/8) ... Contributed seven tackles on defense and a special teams tackle vs. Denver (9/15) ... Registered seven solo tackles, including his first career sack, and a fumble recovery at Kansas City (9/29) ... Notched a season-high nine tackles and a pass defended vs. Philadelphia (10/6) ... Tallied eight tackles at Washington (12/1) ... Posted eight tackles vs. Seattle (12/15).

2012 - Played in all 16 contests with three starts ... Recorded 19 tackles (11 solo), one forced fumble and one fumble recovery ... Led the team with 16 special teams tackles ... Made first career start vs. Cleveland (10/7) and had three tackles and a special teams tackle ... Started at Atlanta (12/16), where he had four tackles ... Had one tackle and two special teams tackles in start at Baltimore (12/23).

2011 - Appeared in 15 regular season games ... Was inactive for one game ... Recorded five solo tackles and one fumble recovery ... Tallied six special teams tackles ... Made NFL debut at Washington (9/11) ... Was credited with first special teams tackle vs. St. Louis (9/19) ... Had two solo defensive tackles at San Francisco (11/13) ... Recorded three tackles vs. Philadelphia (11/2) ... Was inactive at Dallas (12/11) ... Had two special teams tackles at the Jets (12/24)...

POSTSEASON: Appeared in four playoff contests, including a victory in Super Bowl XLVI ... Contributed two special teams tackles.

COLLEGE

Three-year starter for Oregon ... Played in 52 games ... Named honorable mention All-Pac-10 in 2010 ... Ranked third on team with 76 tackles at weakside linebacker ... Recorded eight tackles (seven solo) in the BCS National Championship Game vs. Auburn ... Finished 2008 and 2009 seasons as the team's second-leading tackler ... Was the team's third-strongest player in total weight lifted, putting up 1,182 pounds in the clean, squat and bench lifts ... Played on the Ducks' scout team in 2006 ... Majored in economics.

PERSONAL

Attended Beverly Hills (Calif.) High School ... Was credited with a team-high 54 catches for an Ocean League-leading 1,093 yards (20.2-yard avg.) and 10 touchdowns as a senior ... Capped prep career by earning first-team all-CIF Division IV as well as unanimous league MVP honors.

SPENCER PAYSINGER'S NFL REGULAR SEASON STATISTICS

YEAR	TEAM	GP	GS	TACKLES					INTERCEPTIONS					FUMBLES		
				TOT	SOLO	ASST	SK	YDS	NO	YDS	LG	TD	PD	FF	FR	YDS
2011	N.Y. Giants	15	0	5	5	0	0.0	0.0	0	0	0	0	0	0	1	0
2012	N.Y. Giants	16	3	19	11	8	0.0	0.0	0	0	0	0	0	1	1	0
2013	N.Y. Giants	16	10	66	58	8	1.0	0.0	0	0	0	0	1	0	1	0
2014	N.Y. Giants	15	1	5	4	1	0.0	0.0	0	0	0	0	0	0	0	0
NFL TOTALS		62	14	95	78	17	1.0	0.0	0	0	0	0	1	1	3	0

SPENCER PAYSINGER'S NFL PLAYOFF STATISTICS

YEAR	TEAM	GP	GS	TACKLES					INTERCEPTIONS					FUMBLES		
				TOT	SOLO	ASST	SK	YDS	NO	YDS	LG	TD	PD	FF	FR	YDS
2011	N.Y. Giants	4	0	0	0	0	0.0	0.0	0	0	-	0	0	0	0	0

ADDITIONAL STATS

Special Teams Tackles: 6 in 2011; 16 in 2012; 7 in 2013; 8 in 2014 for total of 37. (P-2)

SINGLE-GAME HIGHS

Tackles: 9 vs. Philadelphia, 10/6/13
Sacks: 1 at Kansas City, 9/29/13
Passes Defensed: 1 vs. Philadelphia, 10/6/13
Fumble Recoveries: 1 three times (last: at Kansas City, 9/29/13)



51 // C

MIKE
POUNCEY

HT: 6-5 // WT: 305 // BORN: 7/24/89 // COLLEGE: FLORIDA '11
ACQUIRED: D1, 2011 // NFL: FIFTH SEASON // DOLPHINS: FIFTH SEASON

PRO CAREER

CAREER PRO BOWL SELECTIONS: 2 (2013-14)

CAREER TRANSACTIONS: Originally a first-round draft selection (15th overall) of the Dolphins in the 2011 NFL draft.

2014 - Played in and started 12 games at right guard ... Was inactive the first four games of the season due to a hip injury ... Part of an offensive line that produced 361 first downs, tied for the second-most in a season in franchise history ... Helped RB Lamar Miller surpass the 1,000-yard rushing mark (1,099) for the first time in his career, and protected QB Ryan Tannehill on his way to throwing for 4,045 passing yards (most since Dan Marino's 4,453 in 1994) ... It marked the first time in franchise history that the team had a 1,000-yard rusher and a 4,000-yard passer in a season ... Was inactive for games vs. New England (9/7), at Buffalo (9/14), vs. Kansas City (9/21) and at Oakland in London (9/28) ... Started first game of the season at right

guard vs. Green Bay (10/12) ... It marked his first career NFL start at a position other than center ... Started at Chicago (10/19) and helped protect QB Ryan Tannehill en route to completing 25-of-32 passes for 277 yards and two touchdowns, good for a 123.6 passer rating ... Started vs. San Diego (11/2) and helped the Dolphins' offense amass 441 net yards, while not giving up a sack on the day ... Started vs. Minnesota (12/21), helping Miami's offense set a franchise single-game record with 36 first downs as QB Tannehill threw a career-high four touchdown passes ... Started vs. N.Y. Jets (12/28), helping Miller rush for 178 yards, including a 97-yarder in the third quarter, tied for the third-longest run in NFL history ...

PRO BOWL: Was named to the NFL Pro Bowl team for the second-straight year ... Made the Pro Bowl as a guard after making the roster the previous year at center ... He is the first offensive player and one of only three Dolphins overall to earn Pro Bowl recognition at different positions, joining Randy Starks (defensive end in 2011 and defensive tackle in 2013) and Cameron Wake (linebacker in 2011 and defensive end from 2013-15) ... He became the first Dolphins offensive lineman to appear in back-to-back Pro Bowls since Jake Long made four straight from 2009-12.

2013 - Started 14 games at center ... Was inactive for games vs. San Diego (11/17) and Carolina (11/24) because of an illness ...

PRO BOWL: Was named to the NFL Pro Bowl team ... It marked his first selection to the Pro Bowl ... Became the first Dolphins center selected to the Pro Bowl since Tim Ruddy in 2000 and he is the fourth center selected overall in team history, joining Ruddy and Hall of Famers Jim Langer (1973-78) and Dwight Stephenson (1983-87).

2012 - Started at center all 16 games ... Received team's Don Shula Leadership Award following the season in a vote of his teammates.

2011 - Started at center all 16 games ... Made his Dolphins and NFL debut in a start at center vs. New England (9/12) ... Was part of an offensive line that helped the Dolphins rush for more than 200 yards twice in a three-game stretch (209 yards vs. Oakland (12/4) and 254 yards at Buffalo (12/18)) ...

ROOKIE DOLPHINS LINEMEN: With his 16 starts in 2011, Pouncey became the sixth rookie offensive lineman in Dolphins history to start all 16 games in a season, joining left tackle Jake Long in 2008, center Samson Satele in 2007, left tackle Wade Smith in 2003, right tackle Todd Wade in 2000 and left tackle Richmond Webb in 1990.

COLLEGE

Played in 54 career games with 45 starts at Florida ... Started games at right offensive guard (28 games), center (13) and weak-side defensive tackle (four) ... Selected to play in the 2011 Under Armour Senior Bowl ... Started all 13 games at center as a senior in 2010, including the 2011 Outback Bowl game ... Earned second-team All-SEC honors by the Associated Press ... Started all 14 games as a junior in 2009, including the SEC Championship game vs. Alabama and the 2010 Allstate Sugar Bowl win vs. Cincinnati ... Started all 14 games at right guard as a sophomore in 2008 as part of the Gators BCS National Championship team ... Played in 13 games with four starts as a true freshman in 2007 ... Started the final four regular season games of the year ... Made the move from offensive line to defensive line the week prior to the Vanderbilt game due to several injuries on the defensive line ... Had only seen action on the defensive side of the ball on goal line situations in high school ... Finished with eight tackles (five solo) ... Added one tackle for a loss of two yards and tallied one interception ... Picked off his first career interception in the fourth quarter of the Capital One Bowl vs. Michigan and returned it nine yards, which eventually led to a go-ahead Florida touchdown ... Majored in sociology.

PERSONAL

Has a daughter, Janiyah, and a son, Kayden ... Attended Lakeland (Fla.) Senior High School ... Rated among the nation's top offensive guard recruits according to Scout.com (seventh) and Rivals.com (31st) ... Helped lead 2006 National Champions Lakeland to its 45th consecutive victory, third-consecutive Class 5A state championship and second-straight USA Today national championship as a senior in 2006 ... Was an integral part of an offensive line that blocked for a 4,000-yard rushing team ... One of 16 offensive linemen in the Atlanta Journal-Constitution's Super Southern 100 ... Earned all-state honors as a junior ... Twin brother, Maurkice, was a first-round selection (18th overall) of the Pittsburgh Steelers in the 2010 NFL draft, making the Pro

Bowl as a rookie ... Mike and Maurkice held their fifth annual "Team Pouncey 2 Of A Kind Football Camp and Cheer/Dance Clinic" on June 13, 2015 on their former high school field at Bryant Stadium in Lakeland, Fla ... Free for boys and girls ages 7-14, the camp taught local children fundamental football skills, with an emphasis on good sportsmanship, academic success, respect and leadership ... Participated in the Miami Dolphins "All-Community Team" program under the group name "Pouncey's Posse" ... As part of the program, he purchased tickets, food vouchers, T-shirts and parking to each of the team's regular season home games and donated them to a charitable organization ... Helped pass out Sun Life Rising Star Grants to kids in need at a Palm Beach County School ... Attended a fundraiser for Guadalupe Center ... Played video games with kids with disabilities from charities in Miami-Dade, Broward and Palm Beach counties at Dave & Busters ... Participated in the WalkAbout Autism at Sun Life Stadium ... Part of the All-Community Team in which player's donated a block of tickets for every home game to various charities ... Worked with local schools in team's Dave & Buster's, mini-golf and go-karting events ... Took part in "A Prom To Remember" for local high school cancer victims ... Made an NFL Play 60 school visit ... Shopped with foster kids at a local Dick's Sporting Goods ... Growing up, was a fan of the Tampa Bay Buccaneers and L.A. Lakers and his favorite athletes were Bucs linebacker Derrick Brooks and Lakers guard Kobe Bryant ... Lists The Discovery Channel as favorite television show and Lil Wayne, Young Jeezy and Plies as favorite recording artists ... Full name is James Michael Pouncey, born July 24, 1989 in Bartow, Fla.

MIKE POUNCEY'S NFL REGULAR SEASON STATISTICS	
GAMES/STARTS: 2011: 16/16, 2012: 16/16, 2013: 14/14, 2014: 12/12	NFL TOTALS: 58/58



19 // WR

MICHAEL
PRESTON

HT: 6-5 // WT: 220 // BORN: 6/1/89 // COLLEGE: HEIDELBERG '10
ACQUIRED: FA, 2015 // NFL: THIRD SEASON // DOLPHINS: FIRST SEASON

PRO CAREER

CAREER TRANSACTIONS - Signed by the Dolphins as a free agent on January 7, 2015 ... Waived by Tennessee on August 31, 2014 ... Activated from practice squad by Tennessee on December 7, 2013 ... Signed to practice squad by Tennessee on October 18, 2013 ... Waived by Tennessee on October 16, 2013 ... Activated from practice squad by Tennessee on December 7, 2012 ... Signed to practice squad by Tennessee on September 1, 2012 ... Waived by Tennessee on August 31, 2012 ... Signed by Tennessee as a free agent on January 2, 2012 ... Signed to practice squad by Tennessee on September 4, 2011 ... Waived by Tennessee on September 2, 2011 ... Originally signed by Tennessee as an undrafted college free agent on July 26, 2011.

- 2014** - Did not play in NFL ... Was waived by Tennessee on August 31.
- 2013** - Played in seven games for Tennessee ... Recorded five receptions for 37 yards and two touchdowns ... Notched one reception for four yards vs. San Diego (9/22) ... Tallied one reception for six yards at Denver (12/8) ... Totaled a season-high three catches for 27 yards and two TDs vs. Arizona (12/15).
- 2012** - Played in four games ... Recorded five receptions for 59 yards ... Notched one catch for 11 yards at Indianapolis (12/9) ... Tallied two receptions for 31 yards, including a season-

long 21-yard catch vs. N.Y. Jets (12/17) ... Caught two passes for 17 yards at Green Bay (12/23).

2011 - Spent the entire 2011 season on the practice squad of Tennessee.

COLLEGE

Four-year letterman at Heidelberg College (2007-10) ... Played in 39 career games ... Recorded 167 receptions for 2,748 yards and 27 touchdowns ... Also fielded nine punts for 38 yards ... Set career highs with 76 receptions for 1,213 yards and 15 touchdowns in 10 games as a senior in 2010 ... Named first-team All-Ohio Athletic Conference and third-team All-American ... Was the recipient of the Ed Sherman Award for conference's most valuable wide receiver ... Played in 10 games as a junior in 2009 ... Caught 47 passes for 869 yards and eight TDs ... Named first-team All-Ohio Athletic Conference ... Totaled 387 yards and four TDs on 26 receptions as a sophomore in 2008 ... Caught 18 passes for 279 yards as a freshman in 2007 ... Was a double major in business and accounting.

PERSONAL

Attended Euclid (Ohio) High School ... Was the top reserve wide receiver as a senior ... Collected 12 receptions ... Born on June 1, 1989 in Cleveland, Ohio.

MICHAEL PRESTON'S NFL REGULAR SEASON STATISTICS														
YEAR	TEAM	GP	GS	RECEIVING					RUSHING					
				NO.	YDS.	AVG.	LG	TD	ATT.	YDS.	AVG.	LG	TD	
2012	Tennessee	4	0	5	59	11.8	21	0	0	0	-	0	0	
2013	Tennessee	7	0	5	37	7.4	10t	2	0	0	-	0	0	
NFL TOTALS		11	0	10	96	9.6	21	2	0	0	-	0	0	

SINGLE-GAME HIGHS

- Receptions:
- 3 vs. Arizona, 12/15/13
2 vs. N.Y. Jets, 12/17/12
2 at Green Bay, 12/23/12
- Receiving Yards:
- 31 vs. N.Y. Jets, 12/17/12
27 vs. Arizona, 12/15/13
17 at Green Bay, 12/23/12
- Longest Receptions:
- 21 vs. N.Y. Jets, 12/17/12
- TD Receptions:
- 2 vs. Arizona, 12/15/13

2012 GAME-BY-GAME STATISTICS (Tennessee)

DATE	OPPONENT	P/S	RECEIVING					RUSHING					W/L	SCORE
			NO.	YDS.	LG	TD		ATT.	YDS.	LG	TD			
12/9	at Indianapolis	1/0	1	11	11	0		0	0	0	0		L	23-27
12/17	N.Y. JETS	1/0	2	31	21	0		0	0	0	0		W	14-10
12/23	at Green Bay	1/0	2	17	10	0		0	0	0	0		L	7-55
12/30	JACKSONVILLE	1/0	0	0	0	0		0	0	0	0		W	38-20
2012 TOTALS			4/0	5	59	21	0		0	0	0	0		

2013 GAME-BY-GAME STATISTICS (Tennessee)

DATE	OPPONENT	P/S	RECEIVING					RUSHING					W/L	SCORE
			NO.	YDS.	LG	TD		ATT.	YDS.	LG	TD			
9/15	at Houston	1/0	0	0	0	0		0	0	0	0		L	24-30
9/22	SAN DIEGO	1/0	1	4	4	0		0	0	0	0		W	20-17
9/29	N.Y. JETS	1/0	0	0	0	0		0	0	0	0		W	38-13
10/13	at Seattle	1/0	0	0	0	0		0	0	0	0		L	13-20
12/8	at Denver	1/0	1	6	6	0		0	0	0	0		L	28-51
12/15	ARIZONA	1/0	3	27	10t	2		0	0	0	0		L	34-37
12/22	at Jacksonville	1/0	0	0	0	0		0	0	0	0		W	20-16
2013 TOTALS			7/0	5	37	10t	2		0	0	0	0		



89 // TE GERELL ROBINSON

HT: 6-4 // WT: 248 // BORN: 10/13/89 // COLLEGE: ARIZONA STATE '13
ACQUIRED: FA, 2014 // NFL: SECOND SEASON // DOLPHINS: SECOND SEASON

PRO CAREER

CAREER TRANSACTIONS: Signed to the Dolphins active roster on December 15, 2014 ... Signed to the Dolphins practice squad on October 28, 2014 ... Released by Cleveland on October 25, 2014 ... Signed by Cleveland on October 21, 2014 ... Released by Cleveland on October 18, 2014 ... Signed to Cleveland's practice squad on September 9, 2014 ... Released by Denver on August 30, 2014 ... Signed by Denver on February 5, 2014 ... Signed to Denver's practice squad on September 1, 2013 ... Released by Denver on August 31, 2013 ... Signed by Denver on January 7, 2013 ... Signed by Arizona on October 16, 2012 ... Released by Arizona on October 15, 2012 ... NFL Suspension lifted on October 15, 2012 ... Suspended four games - NFL Policy on PEDs on September 21, 2012 ... Signed by Arizona on September 3, 2012 ... Released by Denver on August 31, 2012 ... Signed as an undrafted free agent by Denver on April 29, 2012.

2014 - Played in a total of three games ... Did not record a reception ... Opened season with Cleveland ... Made NFL debut vs. New Orleans (9/14) ... Released by the Browns on October 25 ... Was added to the Dolphins practice squad on October 28 and activated on December 15 ... Made Dolphins debut vs. Minnesota (12/21) ... Also saw action vs. the N.Y. Jets (12/28).

2013 - Spent the season on Denver's practice squad.

2012 - Spent time on the Arizona Cardinals and Denver Broncos practice squads.

COLLEGE


Four-year letterman at Arizona State (2008-11) ... Played in 47 career games with 25 starts ... Recorded 135 receptions for 2,071 yards and 12 touchdowns ... Played in all 13 games with 12 starts as a senior in 2011 ... Earned honorable mention All-Pac-12 honors ... Recorded 77 receptions for 1,397 yards and seven TDs ... Turned in six 100-yard receiving games and caught a touchdown pass in seven games ... Notched 241 receiving yards on 13 catches in the MAACO Bowl Las Vegas ... Played in 11 games with seven starts as a junior in 2010 ... Recorded 29 receptions for 387 yards and five TDs ... Played in 12 games with five starts as a sophomore in 2009 ... Recorded 26 receptions for 261 yards ... Played in 11 games as a freshman in 2008 ... Recorded three receptions for 26 yards ... Majored in justice studies.

PERSONAL

Attended Hamilton High School in Chandler, Ariz ... Was ranked as the No. 1 player in the state of Arizona by Scout.com ... Was an all-purpose offensive threat as a senior ... Completed 47-of-80 passes (58.8 pct.) for 843 yards with six touchdowns, carried 65 times for 543 yards (8.4 avg.) with four TDs and caught 26 passes for 524 yards (20.2 avg.) with nine scores ... Played on defense as a junior on the school's 13-1, 5A-I State Champion squad ... Collected 49 total tackles, eight interceptions, seven pass deflections, with one quarterback hurry and one fumble recovery ... Full name is La'Diviosia Gerell Robinson, born Oct. 13, 1989 in Gary, Ind.

GERELL ROBINSON'S NFL REGULAR SEASON STATISTICS

YEAR	TEAM	GP	GS	RECEIVING					RUSHING				
				NO.	YDS.	AVG.	LG	TD	ATT.	YDS.	AVG.	LG	TD
2014	Cleveland	1	0	0	0	–	0	0	0	0	–	0	0
	Miami	2	0	0	0	–	0	0	0	0	–	0	0
NFL TOTALS		3	0	0	0	–	0	0	0	0	–	0	0



37 // CB

SAMMY SEAMSTER

HT: 6-0 // WT: 205 // BORN: 2/5/91 // COLLEGE: MIDDLE TENNESSEE STATE '14
ACQUIRED: WAI., 2014 (BAL.) // NFL: SECOND SEASON // DOLPHINS: SECOND SEASON

PRO CAREER

CAREER TRANSACTIONS: Acquired by the Dolphins off waivers on August 31, 2014 ... Waived by Baltimore on August 30, 2014 ... Originally signed as an undrafted free agent by Baltimore on May 12, 2014.

2014 - Played in two games as a rookie ... Did not record any statistics ... Made NFL debut vs. New England (9/7) ... Saw action at Buffalo (9/14) ... Placed on injured reserve on September 15.

COLLEGE

Four-year letterman at Middle Tennessee State ... Played in 44 career games with 10 starts ... Recorded 69 tackles (50 solo), three tackles for loss, one interception, four forced fumbles, two fumble recoveries and one pass defended ... Played in 13 games with six starts as a senior in 2013 ... Was named the team's 2013 Lifter of the Year ... Recorded 33 tackles (22 solo), an interception, two forced fumbles, two fumble recoveries and a pass defended ... Played in 12 games with two starts as a junior in 2012 ... Recorded 17 tackles (13 solo), two tackles for loss and a forced fumble ... Played in all 12 games with two starts as a sophomore in 2011 ... Recorded 13 tackles (10 solo) ... Redshirted in 2010 ... Played in seven games as a freshman in 2009 ... Recorded six tackles (five solo), one tackle for loss and a forced fumble ... Added seven special teams tackles ... Earned his degree in liberal studies.

PERSONAL

Attended at Ooltewah (Tenn.) High School ... Lettered in football, basketball and track ... Led the football team to an 11-2 finish as a senior ... Earned All-State (5A) and All-Region honors ... Recorded 53 tackles, two tackles for loss, one forced fumble and led the team with six interceptions and 27 passes defended as a senior ... Helped school earn the state track title during his junior year.

SAMMY SEAMSTER'S NFL REGULAR SEASON STATISTICS

YEAR	TEAM	GP	GS	TACKLES					INTERCEPTIONS					FUMBLES		
				TOT	SOLO	ASST	SK	YDS	NO	YDS	LG	TD	PD	FF	FR	YDS
2014	Miami	2	0	0	0	0	0.0	0.0	0	0	-	0	0	0	0	0



79 // DE DERRICK SHELBY

HT: 6-2 // WT: 280 // BORN: 3/4/89 // COLLEGE: UTAH '12
ACQUIRED: FA, 2012 // NFL: FOURTH SEASON // DOLPHINS: FOURTH SEASON

PRO CAREER

CAREER TRANSACTIONS: Originally signed by the Dolphins as an undrafted college free agent on May 4, 2012.

2014 - Played in 15 games ... Recorded 26 tackles (21 solo), a career-high three sacks, an interception and a fumble recovery ... Registered three tackles at Buffalo (9/14) ... Recorded first-career fumble recovery in the third quarter vs. Kansas City (9/21) ... Posted career-high two sacks at Oakland in London (9/28) ... Was suspended for game vs. Green Bay (10/12) ... Sacked Bears QB Jay Cutler for a loss of six yards in the first quarter at Chicago (10/19) ... Registered two solo tackles at Jacksonville (10/26) ... Recorded three solo stops vs. Buffalo (11/13) ... Had three tackles at New York Jets (12/1) ... Posted first career interception in the third quarter vs. Minnesota (12/21) and returned it two yards ... Also recorded two solo tackles.

2013 - Played in all 16 games with one start ... Recorded 32 tackles (21 solo) with 2.5 sacks and two forced fumbles ... Registered first career sack at Cleveland (9/8), tackling Browns quarterback Brandon Weeden for a nine-yard loss and also forced Weeden to fumble on the play ... Had two tackles including one sack, tackling Colts quarterback Andrew Luck for a one-yard loss and forcing him to fumble on the play, at Indianapolis (9/15) ... Made his first career start at New Orleans (9/30) ... Had a half-sack for two yards, sharing a four-yard sack of Bengals quarterback Andy Dalton with Jared Odrick, vs. Cincinnati (10/31).

2012 - Played all 16 games ... Recorded eight tackles (seven solo) ... Posted first NFL tackle at Cincinnati (10/7) ... Had season-high two tackles at Buffalo (11/15).

COLLEGE

Four-year letterman (2008-11) at Utah ... Played in 47 games with 40 starts ... Was a four-year academic all-conference selection ... Started all 13 games at right end as a senior in 2011 ... Named as a first-team all-Pac-12 ... Recorded 55 tackles, ten tackles for loss, five sacks and seven pass breakups ... Was named Walter Camp National Defensive Player of the Week and the Pac-12 Defensive Player of the Week for his game against Pitt when he had seven tackles with 2.5 tackles for loss, 1.5 sacks, two pass breakups, a fumble recovery and an interception for a touchdown ... Played in 12 games with seven starts at left end as a junior in 2010 ... Recorded 39 tackles, 6.5 tackles for loss, two sacks and three forced fumbles ... Started 10 games at left end as a sophomore in 2009 ... Suffered a season-ending knee injury against TCU ... Finished with 44 tackles, eight tackles for loss, three sacks and a forced fumble ... Appeared in 12 games with 10 starts as a redshirt freshman in 2008 ... Recorded 31 tackles and 3.5 tackles for loss ... Recorded six tackles, a sack and a forced fumble vs. Oregon State ... Made Utah's Athletic Director's Honor Roll ... Redshirted as a true freshman in 2007 ... Holds degree in sociology.

PERSONAL

Attended Hightower High School in Missouri City, Texas ... Lettered in football, basketball and track and field ... Recorded 15 sacks and helped lead school to district championship as a senior ... Was a member of Utah's Student Athlete Mentors (SAMS) ... Worked with local schools in

Dolphins' Dave & Buster's and go-karting events ... Participated in the Miami Dolphins "All-Community Team" program along with his fellow defensive linemen under the group name "First Line of Defense" ... As part of the program, they purchased tickets, food vouchers, T-shirts and parking to each of the team's regular season home games and donated them to a charitable organization ... Full name is Derrick Rodell Shelby II, born March 4, 1989 in Houston, Texas.

DERRICK SHELBY'S NFL REGULAR SEASON STATISTICS																
YEAR TEAM		GP GS		TACKLES					INTERCEPTIONS					FUMBLES		
				TOT	SOLO	ASST	SK	YDS	NO	YDS	LG	TD	PD	FF	FR	YDS
2012	Miami	16	0	8	7	1	0.0	0.0	0	0	-	0	0	0	0	0
2013	Miami	16	1	32	21	11	2.5	12.0	0	0	-	0	0	2	0	0
2014	Miami	15	0	26	21	5	3.0	17.0	1	2	2	0	1	0	1	0
NFL TOTALS		47	1	66	49	17	5.5	29.0	1	2	2	0	1	2	1	0



52 // LB

KELVIN
SHEPPARD

HT: 6-2 // WT: 249 // BORN: 1/2/88 // COLLEGE: LOUISIANA STATE '11
ACQUIRED: FA, 2014 // NFL: FIFTH SEASON // DOLPHINS: SECOND SEASON

PRO CAREER

CAREER TRANSACTIONS: Signed by Miami as a free agent on September 8, 2014 ... Released by Indianapolis on August 30, 2014 ... Traded from Buffalo to Indianapolis (for LB Jerry Hughes) on April 29, 2013 ... Signed by Buffalo on July 30, 2011 ... Originally a third-round draft selection (68th overall) of Buffalo in the 2011 NFL draft.

2014 - Played in 13 games with one start for Miami ... Was inactive for two games ... Recorded 20 tackles (14 solo) and one forced fumble ... Added one tackle on special teams ... Made his Dolphins debut at Buffalo (9/14) ... Made two tackles at Oakland in London (9/28) ... Recorded one special teams tackle vs. Green Bay (10/12) ... Posted three tackles vs. San Diego (11/2) ... Was inactive at Detroit (11/9) and vs. Buffalo (11/13) ... Made lone start of season and led the team with 10 tackles at New England (12/21) ... Recorded two tackles vs. the N.Y. Jets (12/28).

2013 - Played in 15 games with seven starts for Indianapolis ... Recorded 43 tackles (18 solo), one sack and one pass defended ... Added three tackles on special teams ... Registered nine tackles vs. Oakland (9/8) ... Posted a sack among his eight tackles at San Diego (10/14/13) ... **POSTSEASON:** Started two playoff games ... Recorded 11 tackles (three solo) and a fumble recovery ... Had four tackles and a fumble recovery in Wild Card playoff game vs. Kansas City (1/4/14) ... Posted seven tackles in Divisional Playoff game at New England (1/11/14).

2012 - Played in all 16 games with 15 starts for Buffalo ... Recorded 77 tackles (53 solo), two sacks and one pass defended ... Added three tackles on special teams ... Totaled eight tackles at the N.Y. Jets (9/9) ... Posted his first NFL sack to go along with four solo tackles vs. Kansas City (9/16) ... Registered a team-high nine tackles at Arizona (10/14)...Tallied five tackles, a pass defended and one special teams tackle vs. St. Louis (12/9).

2011 - Appeared in all 16 games with nine starts as a rookie for Buffalo ... Recorded 61 tackles (42 solo) and one pass defended ... Added nine special teams tackles ... Made his NFL debut at Kansas City (9/11) and recovered a fumble on the opening kickoff ... Became the first Bills rookie with a fumble recovery on NFL Kickoff Weekend since 1976 ... Made his first career start vs. Washington (10/30) ... Established a season-high 14 tackles at San Diego (12/11).

COLLEGE

Three-year starter at Louisiana State (2008-10) ... Played in 53 career games with 30 starts ... Recorded 311 career tackles ... Posted back-to-back 100-plus tackle campaigns in both his junior and senior years ... Earned All-SEC first-team honors as a senior in 2010 ... Started all 13 games ... Recorded 116 tackles (46 solo), 11.0 tackles for a loss, four sacks, two forced fumbles and a pair of fumble recoveries ... Played in 13 games with 12 starts as a junior in 2009 ... Recorded 110 tackles ... Played in 13 games with five starts as a sophomore in 2008 ... Recorded 64 tackles, 4.5 tackles for loss, a half of a sack, two passes defended and a forced fumble ... Saw action in all 14 games as a redshirt freshman in 2007 ... Recorded 21 tackles, 2.0 tackles for loss, a pair of forced fumbles and a pass defended.

PERSONAL

Attended Stephenson (Ga.) High School ... Was one of the top linebackers in the state of Georgia ... Instrumental in leading his team to a 12-2 record with 102 tackles, 10 sacks, an interception for a touchdown (40 yards), two forced fumbles and a fumble recovery as a senior ... Turned in a season-best 17 tackles and two sacks against Lowell High School ... Concluded a brilliant junior season with 106 tackles (15 for losses), four sacks, two interceptions and one fumble recovery ... Named to the Atlanta Journal-Constitution Georgia Top 50 ... Born January 2, 1988 in Atlanta.

Kelvin Sheppard's NFL Regular Season Statistics																
Year Team		GP GS		Tackles					Interceptions					Fumbles		
				TOT	SOLO	ASST	SK	YDS	NO	YDS	LG	TD	PD	FF	FR	YDS
2011	Buffalo	16	9	61	42	19	0.0	0.0	0	0	-	0	1	0	1	0
2012	Buffalo	16	15	77	53	24	2.0	17.0	0	0	-	0	1	0	0	0
2013	Indianapolis	15	7	43	18	25	1.0	9.0	0	0	-	0	1	0	0	0
2014	Miami	14	1	20	14	6	0.0	0.0	0	0	-	0	0	1	0	0
NFL Totals		61	32	201	127	74	3.0	26.0	0	0	-	0	3	1	1	0

KELVIN SHEPPARD'S NFL PLAYOFF STATISTICS																
YEAR TEAM		GP GS		TACKLES					INTERCEPTIONS					FUMBLES		
				TOT	SOLO	ASST	SK	YDS	NO	YDS	LG	TD	PD	FF	FR	YDS
2013	Indianapolis	2	2	11	3	8	0.0	0.0	0	0	-	0	0	0	1	0

ADDITIONAL STATS
Special Teams Tackles: 9 in 2011, 3 in 2012, 3 in 2013, 1 in 2014 for total of 16.

- SINGLE-GAME HIGHS**
- Tackles:** 14 at San Diego, 12/11/11
10 at New England, 12/14/14
 - Sacks:** 1 vs. Kansas City, 9/16/12
1 vs. Seattle, 12/16/12
1 at San Diego, 10/14/13
 - Fumble Recoveries:** 1 at Kansas City, 9/11/11
 - Forced Fumbles:** 1 at New England, 12/14/14



80 // TE DION SIMS

HT: 6-4 // WT: 268 // BORN: 2/18/91 // COLLEGE: MICHIGAN STATE '14
ACQUIRED: D4B, 2013 // NFL: THIRD SEASON // DOLPHINS: THIRD SEASON

PRO CAREER

CAREER TRANSACTIONS: Originally a fourth-round draft selection (106th overall) of the Dolphins in the 2013 NFL draft.

2014 - Played in 14 games with two starts ... Was inactive for two games ... Recorded 24 receptions for 284 yards and two touchdowns ... Started in a two-tight end set in season opener vs. New England (9/7) and recorded one reception for nine yards ... Posted an 18-yard touchdown catch in the second quarter at Oakland in London (9/28) ... Caught one pass for five yards vs. Green Bay (10/12) ... Had two receptions for 33 yards at Chicago (10/19) ... Registered two receptions for 51 yards, including a season-long 38-yard reception at Jacksonville (10/26) ... Was inactive vs. San Diego (11/2) and at Detroit (11/9) ... Posted two receptions for 11 yards vs. Buffalo (11/13) ... Caught four passes for 31 yards at Denver (11/23) ... Recorded a season-high 58 receiving yards on four receptions at N.Y. Jets (12/1) ... Registered two receptions for 18 yards vs. Baltimore (12/7) ... Recorded three receptions for 35 yards, including a 14-yard TD grab in the second quarter for the first of Ryan Tannehill's four TD passes on the day vs. Minnesota (12/21) ... Caught two passes for 15 yards vs. N.Y. Jets (12/28).

2013 - Played in 15 games with five starts when the Dolphins opened up with two tight ends as a rookie ... Was inactive once ... Recorded six receptions for 32 yards and one touchdown ... Made his NFL debut in a starting role in the season opener at Cleveland (9/8) ... Had one catch vs. Atlanta (9/22), a one-yard touchdown reception from Ryan Tannehill ... It came with 38 seconds left in the game to give the Dolphins a comeback 27-23 win ... It was his first career reception and first career touchdown catch ... He became the first Dolphins player to register a TD reception with his first career catch since tight end Kory Sperry had a five-yard TD reception vs. Tampa Bay on Nov. 15, 2009 ... Had one catch for four yards at New England (10/21) ... Recorded one catch for eight yards at N.Y. Jets (12/1) ... Caught one pass for seven yards at Pittsburgh (12/8) ... Registered one reception for six yards vs. New England (12/15).

COLLEGE

Three-year letterman at Michigan State (2009, 2011-12) ... Played in 39 games with 12 starts ... Finished career with 59 receptions for 707 yards (12.0 avg.) and two touchdowns ... Carried once for a two-yard loss and recovered an on-side kick for minus seven yards ... Played in 12 games with nine starts as a junior in 2012 ... Received second-team All-Big Ten Conference accolades from the league's coaches and media ... Caught 36 passes for 475 yards (13.2 avg.) with two TDs ... Posted two 100-yard receiving performances ... Converted 29 of his 36 receptions (80.6 pct.) for either a first down or a touchdown ... Played in all 14 games with three starts as a sophomore in 2011 ... Played the second half of the season with a broken hand ... Caught 12 passes for 99 yards and three TDs ... Converted nine of his 12 receptions into first downs ... Redshirted in 2010 ... Played in all 13 games as a true freshman in 2009 ... Named to the Big Ten Conference All-Freshman team ... Caught 11 passes for 133 yards (12.1 avg.) and three TDs ... Had a 26-yard touchdown among his two catches for 32 yards vs. Montana State ... Majored in sociology.

PERSONAL

Has a daughter (Onestee) ... Attended St. Mary's Catholic High School in Orchard Lake, Mich ... Lettered in football and basketball ... Earned All-American honors and was regarded as the fifth-best tight end in the nation as a senior ... Had four catches for 86 yards (21.5 avg.) and one TD ... Named first-team Associated Press Class A All-State in basketball after averaging 21.9 points and 9.4 rebounds ... Finished fourth in the voting for the Hal Schram Mr. Basketball Award ... Earned first-team all-state honors in football as a junior ... Led team in receptions with 29 catches for 604 yards and three TDs ... Also recorded 40 tackles, with seven resulting in losses, including 2.5 sacks ... Received second-team all-state recognition from the Detroit Free Press in 2008-09 ... Lists "Friday" as favorite movie, "Life of Pi" as favorite book, and Future as favorite recording artist ... Participated in the Miami Dolphins Foundation's Fins Weekend events ... Full name is Dion Lewis Sims, born February 18, 1991 in Detroit, Mich.

DION SIMS' NFL REGULAR SEASON STATISTICS

YEAR	TEAM	GP	GS	RECEIVING					RUSHING				
				NO.	YDS.	AVG.	LG	TD	ATT.	YDS.	AVG.	LG	TD
2013	Miami	15	5	6	32	5.3	8	1	0	0	-	0	0
2014	Miami	14	2	24	284	11.8	38	2	0	0	0	0	0
NFL TOTALS		29	7	30	316	10.5	38	3	0	0	0	0	0

SINGLE-GAME HIGHS

Receptions:	4	at Denver, 11/23/14
	4	at N.Y. Jets, 12/1/14
	3	vs. Minnesota, 12/21/14
Receiving Yards:	58	at N.Y. Jets, 12/1/14
	51	at Jacksonville, 10/26/14
	35	vs. Minnesota, 12/21/14
Longest Receptions:	38	at Jacksonville, 10/26/14
	26	at Chicago, 10/19/14
	20	at N.Y. Jets, 12/1/14
TD Receptions:	1	vs. Atlanta, 9/22/13
	1	at Oakland, 9/28/14
	1	vs. Minnesota, 12/21/14

2013 GAME-BY-GAME STATISTICS

DATE	OPPONENT	P/S	RECEIVING					RUSHING					W/L	SCORE
			NO.	YDS.	LG	TD		ATT.	YDS.	LG	TD			
9/8	at Cleveland	1/1	0	0	0	0		0	0	0	0		W	23-10
9/15	at Indianapolis	1/1	0	0	0	0		0	0	0	0		W	24-20
9/22	ATLANTA	1/0	1	1	1t	1		0	0	0	0		W	27-23
9/30	at New Orleans	1/0	0	0	0	0		0	0	0	0		L	17-38
10/6	BALTIMORE	1/0	0	0	0	0		0	0	0	0		L	26-23
10/20	BUFFALO	1/1	0	0	0	0		0	0	0	0		L	21-23
10/27	at New England	1/1	1	4	4	0		0	0	0	0		L	17-27
10/31	CINCINNATI		INACTIVE											
11/11	at Tampa Bay	1/0	0	0	0	0		0	0	0	0		L	19-22
11/17	SAN DIEGO	1/0	0	0	0	0		0	0	0	0		W	20-16
11/24	CAROLINA	1/0	1	6	6	0		0	0	0	0		L	16-20
12/1	at N.Y. Jets	1/0	1	7	7	0		0	0	0	0		W	23-3
12/8	at Pittsburgh	1/1	1	8	8	0		0	0	0	0		W	34-28
12/15	NEW ENGLAND	1/0	1	6	6	0		0	0	0	0		W	24-20
12/22	at Buffalo	1/0	0	0	0	0		0	0	0	0		L	0-19
12/29	N.Y. JETS	1/0	0	0	0	0		0	0	0	0		L	7-20
2013 TOTALS		15-5	6	32	8	1		0	0	0	0			

2014 GAME-BY-GAME STATISTICS

DATE	OPPONENT	P/S	RECEIVING				RUSHING				W/L	SCORE
			NO.	YDS.	LG	TD	ATT.	YDS.	LG	TD		
9/7	NEW ENGLAND	1/1	1	9	9	0	0	0	0	0	W	33-20
9/14	at Buffalo	1/0	0	0	0	0	0	0	0	0	L	10-29
9/21	KANSAS CITY	1/0	0	0	0	0	0	0	0	0	L	15-34
9/28	at Oakland	1/0	1	18	18	1	0	0	0	0	W	38-14
10/12	GREEN BAY	1/0	1	5	5	0	0	0	0	0	L	24-27
10/19	at Chicago	1/0	2	33	26	0	0	0	0	0	W	27-14
10/26	at Jacksonville	1/0	2	51	38	0	0	0	0	0	W	27-13
11/2	SAN DIEGO		INACTIVE									
11/9	at Detroit		INACTIVE									
11/13	BUFFALO	1/0	2	11	8	0	0	0	0	0	W	22-9
11/23	at Denver	1/1	4	31	16	0	0	0	0	0	L	36-39
12/1	at N.Y. Jets	1/0	4	58	20	0	0	0	0	0	W	16-13
12/7	BALTIMORE	1/0	2	18	12	0	0	0	0	0	L	13-28
12/14	at New England	1/0	0	0	0	0	0	0	0	0	L	13-41
12/21	MINNESOTA	1/0	3	35	17	1	0	0	0	0	W	37-35
12/28	N.Y. JETS	1/0	2	15	9	0	0	0	0	0	L	37-24
2014 TOTALS		14/2	24	284	38	2	0	0	0	0		



10 // WR

KENNY STILLS

HT: 6-0 // WT: 198 // BORN: 4/22/92 // COLLEGE: OKLAHOMA '13
ACQUIRED: T, 2015 (N.O.) // NFL: THIRD SEASON // DOLPHINS: FIRST SEASON

PRO CAREER

CAREER TRANSACTIONS: Acquired by the Dolphins in a trade from New Orleans on March 13, 2015 ... Originally was a fifth-round draft selection (144th overall) of New Orleans in the 2013 NFL draft.

2014 - Played in 15 games with six starts for New Orleans ... Was inactive for one contest ... Recorded 63 receptions for 931 yards (14.8 avg.) and three touchdowns ... Had one rushing attempt for -2 yards ... Caught two passes for 62 yards at Dallas (9/28) ... Notched five receptions for 103 yards and a TD at Detroit (10/19) ... Tallied five receptions for 72 yards at Carolina (10/30) ... Posted four receptions for 32 yards with a TD vs. Cincinnati (11/16) ... Recorded a season-high eight receptions for 98 yards vs. Baltimore (11/24) ... Caught five passes for a season-high 162 yards and a TD at Pittsburgh (11/30) ... His touchdown was a season-long 69-yard reception ... Notched five receptions for 67 yards at Chicago (12/15) ... Tallied six receptions for 68 yards vs. Atlanta (12/21) ... Registered five grabs for 82 yards at Tampa Bay ...

CATCH PERCENTAGE: Stills caught 63 of the 83 passes thrown his way in 2014 ... His percentage of targets caught was 75.9, the highest percentage in the NFL in 2014 among wide receivers with a minimum of 50 receptions:

HIGHEST PERCENTAGE OF TARGETS CAUGHT IN 2014

PLAYER	TEAM	TARGETS	RECEPTIONS	PERCENTAGE
1. KENNY STILLIS	NEW ORLEANS	83	63	75.9%
2. Jarvis Landry	Miami	112	84	75.0%
3. Randall Cobb	Green Bay	127	91	71.7%
4. Emmanuel Sanders	Denver	141	101	71.6%
5. Antonio Brown	Pittsburgh	181	129	71.3%

NFL HIGHEST RECEIVING AVERAGE FROM 2013-14: Stills caught 95 passes for 1,572 yards for an average of 16.5 yards per reception from 2013-14 ... His average yards per reception was the ninth-best in the NFL during the 2013-14 seasons:

HIGHEST AVERAGE PER RECEPTION IN THE NFL FROM 2013-14

PLAYER	TEAM(S)	RECEPTIONS	YARDS	AVERAGE
1. Justin Hunter	Tennessee	46	852	18.5
2. DeSean Jackson	Phil., Wash.	138	2,501	18.1
3. Josh Gordon	Cleveland	61	2,754	17.1
4. Malcom Floyd	San Diego	58	1,005	17.3
5. Michael Floyd	Arizona	112	1,882	16.8
Terrance Williams	Dallas	81	1,357	16.8
7. Torrey Smith	Baltimore	213	3,591	16.6
Calvin Johnson	Detroit	155	2,569	16.6
9. KENNY STILLIS	NEW ORLEANS	95	1,572	16.5
10. Chris Givens	St. Louis	45	728	16.2

2013 - Played in all 16 games with 10 starts ... Recorded 32 receptions for 641 yards (20.0 avg.) with five touchdowns ... Added three rushing attempts for 10 yards ... Ranked first in the NFL in receiving average, the highest figure by a Saints rookie in team history ... Made NFL debut in season opener vs. Atlanta (9/8) and recorded two receptions for 86 yards, including a 67-yard reception, the longest by a Saints rookie in his debut ... Caught three passes for 64 yards and a 34-yard touchdown at New England (10/13) ... Caught three passes for a season-high 129 yards and two touchdowns, including a 69-yard score, vs. Buffalo (10/27) ... Stills' 43.0 yards per catch average ranked fourth in the Saints record books (min. three rec.) ... Finished with three receptions for 75 yards and one TD on a 52-yard reception vs. Dallas (11/1) ... Had a season-long 76-yard touchdown in the regular season finale vs. Tampa Bay (12/29) ...

POSTSEASON: Played in both playoff games with one start ... Recorded three receptions for 35 yards in NFC Wild Card Playoff at Philadelphia (1/4/14) ...

2013 NFL HIGHEST RECEIVING AVERAGE: Stills caught 32 passes for 641 yards for an average of 20.0 yards per reception in 2013 ... His average yards per reception was the best in the NFL during the 2013 season:

HIGHEST AVERAGE PER RECEPTION IN THE NFL IN 2013

PLAYER	TEAM	RECEPTIONS	YARDS	AVERAGE
1. KENNY STILLIS	NEW ORLEANS	32	641	20.0
2. Josh Gordon	Cleveland	87	1,646	18.9
3. Riley Cooper	Philadelphia	47	835	17.8
4. Calvin Johnson	Detroit	84	1,492	17.8
5. Torrey Smith	Baltimore	65	1,128	17.4

COLLEGE

Three-year letterman at Oklahoma ... Recorded career totals of 204 receptions for 2,594 yards and 24 touchdowns ... He left school ranked fourth in school record books in receptions, third in receiving yards and fifth in TD catches ... Was a unanimous All-Big 12 second-team selection as a junior in 2012 ... Started all 13 games ... Led the team with a career-high 82

receptions for 959 yards (11.7 avg.) and 11 TDs ... Added 22 yards on two carries ... His reception total ranked fifth on school season-record list ... Reached the 100-yard receiving mark in three contests and recorded at least six receptions in 10 games ... Named All-Big 12 Conference second-team by league's coaches and honorable mention by the AP as a sophomore in 2011 ... Started 11 games ... Finished second on team and sixth in league in receptions with 61 receptions for 848 yards (13.9 avg.) and eight TDs ... Gained over 100 yards in three contests and at least seven receptions in four games ... Named Freshman All-American first-team by The NFL Draft Report and Phil Steele in 2010 ... Started 14 games ... Finished third on the team with 61 catches for 786 yards (12.9 avg.) and five TDs ... Set Sooners freshman records for catches and yardage ... Also gained 16 yards on a punt return and recorded a solo tackle ... Majored in communications with an emphasis in broadcasting and electronic media.

PERSONAL

Attended La Costa Canyon High School in Carlsbad, Calif ... Recorded career totals of 3,041 yards receiving, which established a San Diego area career-record ... Named as an All-CIF first-team choice as a senior in 2009 ... Hauled in 45 receptions for 914 yards and 10 touchdowns ... Grabbed 62 passes for 1,500 yards and 17 touchdowns as a junior in 2008 ... Born on April 22, 1992 in Encinitas, Calif.

KENNY STILL'S' NFL REGULAR SEASON STATISTICS													
YEAR	TEAM	GP	GS	RECEIVING					RUSHING				
				NO.	YDS.	AVG.	LG	TD	ATT.	YDS.	AVG.	LG	TD
2013	New Orleans	16	10	32	641	20.0	76t	5	3	10	3.3	4	0
2014	New Orleans	15	6	63	931	14.8	69t	3	1	-2	-2.0	-2	0
NFL TOTALS		31	16	95	1,572	16.5	76t	8	4	8	2.0	4	0

KENNY STILL'S' NFL PLAYOFF STATISTICS														
		RECEIVING								RUSHING				
YEAR	TEAM	GP	GS	NO.	YDS.	AVG.	LG	TD		ATT.	YDS.	AVG.	LG	TD
2013	New Orleans	2	1	3	35	11.7	14	0		1	1	1.0	1	0

SINGLE-GAME HIGHS														
Receptions:	8	vs. Baltimore,	11/24/14											
	6	vs. Atlanta,	12/21/14											
	5	five times (last: at Tampa Bay,	12/28/14)											
Receiving Yards:	162	at Pittsburgh,	11/30/14											
	129	vs. Buffalo,	10/27/13											
	103	at Detroit,	10/19/14											
	98	vs. Baltimore,	11/24/14											
	86	vs. Atlanta,	9/8/13											
Longest Receptions:	76t	vs. Tampa Bay,	12/29/13											
	69t	vs. Buffalo,	10/27/13											
	69t	at Pittsburgh,	11/30/14											
	67	vs. Atlanta,	9/8/13											
	52t	vs. Dallas,	11/10/13											
TD Receptions:	2	vs. Buffalo,	10/27/13											
	1	six times (last: at Pittsburgh,	11/30/14)											

2013 GAME-BY-GAME STATISTICS (New Orleans)

DATE	OPPONENT	P/S	RECEIVING				RUSHING				W/L	SCORE
			NO.	YDS.	LG	TD	ATT.	YDS.	LG	TD		
9/8	ATLANTA	1/0	2	86	67	0	0	0	0	0	W	23-17
9/15	at Tampa Bay	1/1	1	10	10	0	0	0	0	0	W	16-14
9/22	ARIZONA	1/1	0	0	0	0	0	0	0	0	W	31-7
9/30	MIAMI	1/0	4	38	18	0	0	0	0	0	W	38-17
10/6	at Chicago	1/0	0	0	0	0	0	0	0	0	W	26-18
10/13	at New England	1/1	3	64	34t	1	0	0	0	0	L	27-30
10/27	BUFFALO	1/1	3	129	69t	2	1	4	4	0	W	35-17
11/3	at N.Y. Jets	1/0	3	35	19	0	0	0	0	0	L	20-26
11/10	DALLAS	1/1	3	75	52t	1	0	0	0	0	W	49-17
11/17	SAN FRANCISCO	1/0	1	11	11	0	0	0	0	0	W	23-20
11/21	at Atlanta	1/1	2	22	16	0	0	0	0	0	W	17-13
12/2	at Seattle	1/1	1	3	3	0	0	0	0	0	L	7-34
12/8	CAROLINA	1/1	2	22	14	0	0	0	0	0	W	31-13
12/15	at St. Louis	1/1	4	47	20	0	1	3	3	0	L	16-27
12/22	at Carolina	1/1	2	23	19	0	1	3	3	0	L	13-17
12/29	TAMPA BAY	1/0	1	76	76t	1	0	0	0	0	W	42-17
1/4/14	at Philadelphia#	1/1	3	35	14	0	1	1	1	0	W	26-24
1/11/14	at Seattle#	1/0	0	0	0	0	0	0	0	0	L	15-23
2013 TOTALS		16/10	32	641	76t	5	3	10	4	0		
PLAYOFF TOTALS		2/1	3	35	14	0	1	1	1	0		

2014 GAME-BY-GAME STATISTICS (New Orleans)

DATE	OPPONENT	P/S	RECEIVING				RUSHING				W/L	SCORE
			NO.	YDS.	LG	TD	ATT.	YDS.	LG	TD		
9/7	at Atlanta		INACTIVE									
9/14	at Cleveland	1/1	3	25	14	0	0	0	0	0	L	24-26
9/21	MINNESOTA	1/1	4	38	15	0	0	0	0	0	W	20-9
9/28	at Dallas	1/0	2	62	46	0	0	0	0	0	L	17-38
10/5	TAMPA BAY	1/0	1	16	16	0	0	0	0	0	W	37-31
10/19	at Detroit	1/0	5	103	46t	1	0	0	0	0	L	23-24
10/26	GREEN BAY	1/0	4	57	45	0	0	0	0	0	W	44-23
10/30	at Carolina	1/0	5	72	18	0	0	0	0	0	W	28-10
11/9	SAN FRANCISCO	1/1	3	26	16	0	0	0	0	0	L	24-27
11/16	CINCINNATI	1/1	4	32	16	1	0	0	0	0	L	10-27
11/24	BALTIMORE	1/1	8	98	33	0	1	-2	-2	0	L	27-34
11/30	at Pittsburgh	1/0	5	162	69t	1	0	0	0	0	W	35-32
12/7	CAROLINA	1/0	3	23	14	0	0	0	0	0	L	10-41
12/15	at Chicago	1/1	5	67	21	0	0	0	0	0	W	31-15
12/21	ATLANTA	1/0	6	68	22	0	0	0	0	0	L	14-30
12/28	at Tampa Bay	1/0	5	82	44	0	0	0	0	0	W	23-20
2014 TOTALS		15/6	63	424	69t	3	1	-2	-2	0	7-9	

- Playoff Game

DUAL 100-YARD RECEIVING GAMES

In the history of the franchise, the Dolphins have had 20 dual 100-yard receiving games, 22 including playoffs. The most frequent duo has been Mark Clayton and Mark Duper, who combined for four dual 100-yard receiving games. Overall, Clayton was part of eight such games while Duper was in seven. The most recent game in which the Dolphins had two players attain the 100-yard mark occurred on September 15, 2013 when Mike Wallace accumulated 115 yards and one touchdown on nine receptions and tight end Charles Clay totaled 109 yards on five catches against the Colts at Lucas Oil Stadium. The Dolphins are 9-11 in regular season games when they have had a pair of 100-yard receivers and 10-12 overall, including playoffs.



86 // TE JAKE STONEBURNER

HT: 6-3 // WT: 250 // BORN: 8/25/89 // COLLEGE: OHIO STATE '13
ACQUIRED: FA, 2014 // NFL: SECOND SEASON // DOLPHINS: FIRST SEASON

PRO CAREER

CAREER TRANSACTIONS: Signed by the Dolphins on December 30, 2014 ... Signed to the Dolphins practice squad on December 9, 2014 ... Released off Dolphins practice squad on December 2, 2014 ... Signed to the Dolphins practice squad on November 3, 2014 ... Waived by Green Bay on September 4, 2014 ... Activated off Green Bay's practice squad on October 15, 2013 ... Signed to Green Bay's practice squad on September 2, 2013 ... Waived by Green Bay on August 31, 2013 ... Originally signed as an undrafted free agent by Green Bay on May 10, 2013.

2014 - Did not play in the NFL ... Spent part of season on Dolphins practice squad.

2013 - Played in nine games as a rookie with Green Bay ... Did not record any statistics ... Opened season on Packers' practice squad ... Activated from practice squad on October 15 ... Made NFL debut in reserve role vs. Cleveland (10/20).

COLLEGE

Four-year letterman at Ohio State (2009-12) ... Played in 48 career games with 23 starts ... Recorded 53 receptions for 714 yards and 13 touchdowns ... Saw action at tight end his first three seasons before moving to an H-back/wide receiver role as a senior ... Played in 12 games with eight starts as a senior in 2012 ... Recorded 16 receptions for 269 yards and four TDs ... Had a game-deciding, 72-yard touchdown catch and run in the fourth quarter of a 25-23 win at Penn State ... Played in 12 games with 10 starts as a junior in 2011 ... Recorded 14 receptions for 193 yards and seven TDs ... Earned honorable mention all-Big Ten Conference honors ... Played in 11 games with five starts as a sophomore in 2010 ... Recorded 21 receptions for 222 yards and two TDs ... Played in 13 games as a redshirt freshman in 2009 ... Redshirted as a true freshman in 2008 ... Graduated in December 2012 with his degree in family resource management

PERSONAL

Attended Dublin (Ohio) Coffman High School ... Was a two-time all-state selection ... Totaled 168 career receptions for 2,751 yards and 28 touchdowns ... Was an all-state, all-metro, all-district and all Ohio Capital Conference receiver as a senior ... Caught 74 passes for 1,267 yards with 15 TDs ... Was runner-up for Ohio's Gatorade Player of the Year ... Also lettered in basketball and track and field.

JAKE STONEBURNER'S NFL REGULAR SEASON STATISTICS

YEAR	TEAM	GP	GS	RECEIVING					RUSHING				
				NO.	YDS.	AVG.	LG	TD	ATT.	YDS.	AVG.	LG	TD
2013	Green Bay	9	0	0	0	-	0	0	0	0	-	0	0



6 // WR TOMMY STREETER

HT: 6-5 // WT: 216 // BORN: 10/7/89 // COLLEGE: MIAMI (FLA.) '12
ACQUIRED: FA, 2015 // NFL: SECOND SEASON // DOLPHINS: FIRST SEASON

PRO CAREER

CAREER TRANSACTIONS: Signed by the Dolphins as a free agent on June 8, 2015 ... Waived by Jacksonville on May 11, 2015 ... Signed to active roster from practice squad by Jacksonville on November 28, 2014 ... Signed by Jacksonville to practice squad ... Waived by Dolphins from practice squad on September 23, 2014 ... Signed by Dolphins to practice squad on September 1, 2014 ... Waived by Tampa Bay on August 25, 2014 ... Signed by Tampa Bay on January 6, 2014 ... Signed by Tampa Bay to practice squad on December 17, 2013 ... Waived by Buffalo from practice squad on December 10, 2013 ... Signed by Buffalo to practice squad on September 1, 2013 ... Waived by Baltimore on August 25, 2013 ... Originally was selected in the sixth-round (198th overall) by Baltimore of the 2012 NFL draft.

2014 - Appeared in two games for Jacksonville ... Made NFL debut vs. the N.Y. Giants (11/30) ... Also saw action at Baltimore (12/14) .. Spent portions of the rest of the season on the Jacksonville and Miami practice squads as well as the offseason with Tampa Bay.

2013 - Spent time on the Tampa Bay and Buffalo practice squads.

2012 - Spent the entire season on injured reserve for Baltimore ... Was placed on IR on August 31.

COLLEGE

Three-year letterman at Miami (Fla.) ... Played in 30 games with nine starts ... Recorded 52 receptions for 967 yards and nine touchdowns ... Led the team with a career-high 46 receptions for 811 yards with eight TDs as a junior in 2011 ... Earned second-team All-Atlantic Coast Conference honors ... Recorded at least four catches in five different contests ... Played in eight games with two starts as a sophomore in 2010 ... Recorded one catch for 42 yards and a TD ... Played in 10 games as a redshirt freshman in 2009 ... Posted five catches for 114 yards ... Redshirted as a true freshman missing the 2008 season with a wrist injury ... Graduated from Miami with a degree in management in June 2012.

PERSONAL

Attended Northwestern High School in Miami ... Recorded 36 receptions for 676 yards and 11 TDs as a senior ... Earned PrepStar All-American honors ... Ranked as the 16th-best player in Florida and 88th overall by Rivals.com ... Member of The Atlanta Journal-Constitution Super Southern 100 team ... Ranked 10th on the Miami Herald South Florida Top 25 squad ... Posted 57 receptions for 804 yards and 14 TDs en route to the state championship as a junior.

TOMMY STREETER'S NFL REGULAR SEASON STATISTICS

YEAR	TEAM	GP	GS	RECEIVING						RUSHING				
				NO.	YDS.	AVG.	LG	TD		ATT.	YDS.	AVG.	LG	TD
2014	Jacksonville	2	0	0	0	-	0	0		0	0	-	0	0



9 // K CALEB STURGIS

HT: 5-9 // WT: 192 // BORN: 8/9/89 // COLLEGE: FLORIDA '13
ACQUIRED: D5B, 2013 // NFL: THIRD SEASON // DOLPHINS: THIRD SEASON

PRO CAREER

CAREER TRANSACTIONS: Originally a fifth-round draft selection (166th overall) of the Dolphins in the 2013 NFL draft.

2014 - Played in all 16 games ... Led the team in scoring with 128 points, going 29-for-37 in field goals and 41-for-41 in extra points ...

DOLPHINS SINGLE-SEASON SCORING LEADERS: Sturgis finished the 2014 season with 128 points ... It was the second-highest single-season point total by a Dolphins player in team history ...

ALL-TIME DOLPHINS SINGLE-SEASON SCORING LEADERS

PLAYER	YEAR	FGs	XPs	POINTS
1. Olindo Mare	1999	39	27	144
2. CALEB STURGIS	2014	29	41	128
3. Pete Stoyanovich	1992	30	34	124
4. Pete Stoyanovich	1991	31	28	121
5. Pete Stoyanovich	1995	27	37	118

GAME-WINNING KICKS: Sturgis had one game-winning kick in 2014 ... With the game tied 13-13, Sturgis hit on a game-winning 26-yard field goal with 1:57 left in regulation at the N.Y. Jets (12/1) ... It was his first career game-winning kick ... He did have one game-tying field goal in 2013 in the fourth quarter in a game that the Dolphins would go on to win:

STURGIS' GAME-TYING OR WINNING 4TH QUARTER OR O.T. KICKS

DATE	OPPONENT	SITUATION	LENGTH OF FIELD GOAL	W/L	FINAL SCORE
10/31/13	Cincinnati	Trailing 20-17 with 0:16 left in regulation	44 yards	W	22-20
12/1/14	at N.Y. Jets	Tied 13-13 with 1:57 left in regulation	26 yards	W	16-13

Overall he is 2-for-3 in potential game-winning or game-tying field goal attempts in the fourth quarter (or overtime) that could either tie the game in a contest the Dolphins would go on to win or give the Dolphins their final lead ... He missed a 57-yard field goal on Oct. 6, 2013 vs. Baltimore with 38 seconds left and the Ravens leading 26-23 ...

GAME HIGHLIGHTS: Played vs. New England (9/7), connecting on a career-high four field goals (38, 24, 22, 27) ... Hit on two field goals vs. Kansas City (9/21), including a 51-yarder, which was the fourth longest of his career ... Kicked a 41-yard field goal at Oakland in London (9/28) and was 5-for-5 on his extra point attempts ... Converted a 48-yard field goal vs. Green Bay (10/12) ... Hit on all three field goal attempts at Detroit (11/9), including a 50-yard third quarter attempt ... Made three of four kicks at the N.Y. Jets (12/1), including a game-winning 26-yard field goal with 1:57 left in the game.

2013 - Played in all 16 games as a rookie ... Led the team in scoring with 111 points, going 26-for-34 in field goals and 33-for-33 in extra points ... Became the first Dolphins rookie to lead the team in scoring since Dan Carpenter in 2008 ...

LONG FIELD GOALS: Sturgis kicked three field goals of 50-or-more yards in 2013 ... He is the only kicker in Dolphins history to kick three 50-yard field goals as a rookie ... He also is only one of eight Dolphins kickers in team history to kick a 50-yard field goal ... Sturgis' 54-yard field goal at Indianapolis (9/15) is the second-longest field goal by a Dolphins rookie kicker in team history ... He has three of the seven longest field goals by a Dolphins rookie:

LONGEST FIELD GOALS BY A ROOKIE IN DOLPHINS HISTORY

PLAYER	DATE	OPPONENT	DISTANCE
1. Pete Stoyanovich	November 12, 1989	at New York Jets	59
2. CALEB STURGIS	SEPTEMBER 15, 2013	AT INDIANAPOLIS	54
3. Uwe von Schamann	October 21, 1979	at New England	53
4. CALEB STURGIS	OCTOBER 27, 2013	AT NEW ENGLAND	52
5. Uwe von Schamann	November 5, 1979	Houston	51
Fuad Reveiz	January 4, 1986	Cleveland	51*
7. Dan Carpenter	December 7, 2008	at Buffalo (Toronto)	50
CALEB STURGIS	SEPTEMBER 22, 2013	ATLANTA	50

*Indicates playoff game

Sturgis' 54-yard field goal at Indianapolis (9/15) is also tied for the fourth-longest field goal in regular season Dolphins history (tied for fifth, including playoffs):

LONGEST FIELD GOALS IN DOLPHINS HISTORY

PLAYER	DATE	OPPONENT	DISTANCE
1. Dan Carpenter	December 5, 2010	vs. Cleveland	60
2. Pete Stoyanovich	November 12, 1989	at New York Jets	59#
3. Pete Stoyanovich	January 5, 1991	vs. Kansas City	58*
Dan Carpenter	January 1, 2011	vs. N.Y. Jets	58
5. Dan Carpenter	October 31, 2010	at Cincinnati	54
Olindo Mare	October 24, 1999	vs. Philadelphia	54
Garo Yepremian	October 22, 1972	vs. Buffalo	54
CALEB STURGIS	SEPTEMBER 15, 2013	AT INDIANAPOLIS	54#

*Indicates playoff game # indicates rookie

ROOKIE KICKERS: With 111 points, Sturgis has the second highest point total by a Dolphins rookie in club history ... His 26 field goals are the highest number of field goals by a rookie Dolphins kicker:

MIAMI DOLPHINS ROOKIE KICKING LEADERS

POINTS			FIELD GOALS		
PLAYER	YEAR	POINTS	PLAYER	YEAR	FGs
1. Fuad Reveiz	1985	116	1. CALEB STURGIS	2013	26
2. CALEB STURGIS	2013	111	2. Fuad Reveiz	1979	22
3. Dan Carpenter	2008	103	3. Uwe von Schamann	1979	21
4. Uwe von Schamann	1979	99	Dan Carpenter	2008	21

HONORS: Sturgis was named to the Pro Football Weekly/Pro Football Writers of America All-Rookie Team ... He was also named as the Pepsi NFL Rookie of the Week for Week 1 of the NFL season for his performance at Cleveland (9/8) ... In that contest, he scored 11 points, going 3-for-3 in field goals (hitting from 45, 49, and 36 yards out) and 2-for-2 in extra points ...

GAME HIGHLIGHTS – AT CLEVELAND (SEPT. 8): Made his NFL debut and scored 11 points, going 3-for-3 in field goals (connecting from 45, 49, and 36 yards out) and 2-for-2 in extra points ... The three field goals are tied (along with 10 others) for the second-most field goals in a game by a Dolphins rookie behind the four field goals by Dan Carpenter on Nov. 2, 2008 at Denver ... His 49-yard field goal was the fifth-longest by a Dolphins rookie in the regular season and the sixth-longest overall ...

AT INDIANAPOLIS (SEPT. 15): Scored six points, going 1-for-1 in field goals and 3-for-3 in extra points ... His field goal was from 54 yards ... At the time, it was tied for the fourth-longest field goal in Dolphins history (regular season) and tied for fifth overall (including playoffs) ... It also is the second-longest field goal by a Dolphins rookie kicker ... He actually kicked the 54-yard field goal twice, with the Colts calling time out right before he "made" his initial kick ...

VS. ATLANTA (SEPT. 22): Scored nine points, going 2-for-2 in field goals (hitting from 46 and 50 yards out) and 3-for-3 in extra points ... His 50-yard field goal was his second field goal of 50-plus yards of the season, becoming the second rookie kicker in Dolphins history to kick two 50-yard field goals ...

VS. CINCINNATI (OCT. 31): Was 2-for-3 in field goals, connecting on 36 and 44 yards out and missing from 34 yards ... His 44-yard field goal came with 16 seconds left in regulation to give the Dolphins a 20-20 tie from a 20-17 deficit, a game the Dolphins went on to win 22-20 in overtime ... It was his first career fourth quarter game-tying field goal in a game the Dolphins would go on to win ...

VS. CAROLINA (NOV. 24): Scored ten points, going 1-for-1 in extra points and 3-for-4 in field goals, connecting from 32, 47, and 23 yards out and missing from 53 yards.

COLLEGE

Four-year letterman (2009-12) at Florida ... Connected on 70 of 88 field goal attempts (79.5 pct.) and 130 of 136 extra-point attempts (95.6 pct.) for 340 career points ... His 70 made field goals and 88 field goal attempts are both school records ... Was a three-time member of the SEC Academic Honor Roll ... Saw action in all 13 games as a senior in 2012 ... Set school season-record with 24 field goals (28 attempts) ... Also hit on 34-for-35 conversions ... Finished the season with an 85.7 field goals made percentage, including going 3-for-3 on kicks 50 yards or longer ... Named a finalist for the Lou Groza Award, given to the nation's top placekicker ... Earned the Southeastern Conference co-Special Teams Player of the Year ... Received All-American recognition ... Member of the SEC Academic Honor Roll and the SEC Community Service Team ... Honored as SEC Special Teams Player of the Week after hitting two field goals, including a 51-yarder, in the win at Texas A&M ... Earned his second SEC Special Teams Player of the Week with three field goals in win over in-state rival Florida State ... Played in all 12 games as a junior in 2011 ... Made 22-of-26 field goals on the season with a long of 55 yards, the third-longest make in the country that season ... Ranked third in the nation with 22 made field goals ... Converted all 31 of his PAT attempts ... Was one of only two kickers in FBS to have made three field goals of 50-or-more yards ... Named a finalist for the 2011 Lou Groza Award ... Was a first-team All-American and All-SEC selection ... Named to the 2011 SEC Fall Academic Honor Roll ... Made his first 12 field goal attempts of the season before missing a 52-yarder vs. Alabama, the third-longest streak of makes to start a season in school history ... Named a Lou Groza Award Star of the Week and SEC Special Teams Player of the Week after converting on all four of his field-goal attempts and all three of his extra-point attempts vs. Tennessee ... Played in four games as a sophomore in 2010 before suffering a back injury that sidelined him for the final nine games of the season ... Earned a medical redshirt ... Was 2-for-4 on field goals and was 19-for-21 on extra points ... Received 2010 Fall SEC Academic Honor Roll recognition ... Played in all 14 games in 2009 ... Finished 22-for-30 on field goal attempts and 44-for-47 on extra point attempts ... Named to the SEC Fall Academic Honor Roll ... Was a semifinalist for the Lou Groza Award, given to the nation's top placekicker ... Made a career-long 56-yard field goal vs. Georgia, the longest field goal in the SEC on the season ... Made two or more field goals in seven of eight SEC regular-season games, and added two vs. Alabama in the SEC title game ... Made the game-winning field goal in the closing seconds vs. Arkansas from 27 yards out and also connected on 30 and 51-yard field goal attempts ... Was named the SEC Special Teams Player of the Week and the Lou Groza Placekicker Star of the Week ... Played in all 14 games as a freshman in 2008 ... Handled kickoff duties ... Was 2-for-2 on PAT attempts for the season ... Graduated with a degree in sports management and is currently enrolled in graduate school.

PERSONAL

Attended St. Augustine (Fla.) High School ... Earned first-team Class 3A All-State honors as a senior placekicker ... Also competed as a forward on St. Augustine's soccer squad and for the Julington Creek club ... His brother, Nathan, is a professional soccer player who currently plays for the Houston Dynamo in Major League Soccer ... Worked in college with the Goodwill Gators Community Outreach Program, whose mission is to foster citizenship between staff,

coaches, student-athletes and the Gainesville community ... Lists "The Dark Knight" as favorite movie and The Bible as favorite book ... Volunteered at the Dolphins' team service project at Dave & Buster's ... Full name is Caleb James Sturgis, born August 9, 1989 in Boca Raton, Fla.

CALEB STURGIS' NFL REGULAR SEASON STATISTICS											
YEAR	TEAM	GP	FGM	FGA	PCT.	LG	XP	XPA	PCT.	BLK	PTS
2013	Miami	16	26	34	76.5	54	33	33	100.0	1	111
2014	Miami	16	29	37	78.4	53	41	41	100.0	2	128
NFL TOTALS		32	55	71	77.5	54	74	74	100.0	3	239

ADDITIONAL STATS

Special Teams Tackles: 2 in 2013, 3 in 2014 for total of 5.

FIELD-GOAL ACCURACY

YEAR	TEAM	1-19	PCT.	20-29	PCT.	30-39	PCT.	40-49	PCT.	50+	PCT.
2013	Miami	1/1	100.0	4/4	100.0	10/12	83.3	8/10	80.0	3/7	42.9
2014	Miami	1/1	100.0	12/12	100.0	7/8	87.5	6/10	66.7	3/6	50.0
NFL TOTALS		2/2	100.0	16/16	100.0	17/20	85.0	14/20	70.0	6/13	46.2

KICKING VENUES

YEAR	TEAM	HOME TOTAL	AWAY TOTAL	GRASS	TURF	INDOORS	OUTDOORS	TOT.
2013	Miami	13/17	13/17	20/25	6/9	1/1	25/33	26/34
2014	Miami	15/19	14/18	20/26	9/11	3/3	26/34	29/37
NFL TOTALS		28/36	27/35	40/51	15/20	4/4	51/67	55/71

SINGLE-GAME HIGHS

- Field Goals Made:
- 3 vs. New England, 9/7/14
3 seven times (last: 12/1/14 at N.Y. Jets)
- Field Goal Attempts:
- 4 seven times (last: 12/1/14 at N.Y. Jets)
- Longest Field Goals Made:
- 54 at Indianapolis, 9/15/13
53 at New England, 12/14/14
52 at New England, 10/27/13
51 vs. Kansas City, 9/21/14
50 vs. Atlanta, 9/22/13
50 at Detroit, 11/9/14
5 at Oakland (London), 9/28/14
5 vs. Minnesota, 12/21/14
4 at Pittsburgh, 12/8/13
4 vs. San Diego, 11/2/14
4 at Denver, 11/23/14
- PATs Made:
- 5 at Oakland (London), 9/28/14
5 vs. Minnesota, 12/21/14
4 at Pittsburgh, 12/8/13
4 vs. San Diego, 11/2/14
4 at Denver, 11/23/14
- PAT Attempts:
- 5 at Oakland (London), 9/28/14
5 vs. Minnesota, 12/21/14
4 at Pittsburgh, 12/8/13
4 vs. San Diego, 11/2/14
4 at Denver, 11/23/14
- Points:
- 15 vs. New England, 9/7/14
13 vs. San Diego, 11/2/14
11 at Cleveland, 9/8/13
11 vs. Baltimore, 10/6/13
11 at N.Y. Jets, 12/1/13



93 // DT NDAMUKONG SUH

HT: 6-4 // WT: 320 // BORN: 1/6/87 // COLLEGE: NEBRASKA '09
ACQUIRED: UFA, 2015 (DET.) // NFL: SIXTH SEASON // DOLPHINS: FIRST SEASON

PRO CAREER

CAREER PRO BOWL SELECTIONS - 4 (2010, 2012, 2013, 2014)

CAREER TRANSACTIONS - Signed by the Dolphins as an unrestricted free agent from Detroit on March 11, 2015 ... Originally was a first-round selection (second overall) by Detroit in the 2010 NFL draft.

2014 - Started all 16 games for Detroit ... Recorded 53 tackles (44 solo), 8.5 sacks and three passes defended ... His 53 tackles were fifth-most in the NFL among defensive tackles ... His 8.5 sacks were tied for the third-most in the NFL among defensive tackles ... Added 21 tackles for loss, which was the third-most in the NFL ... It surpassed Hall of Fame DT Warren Sapp for the most tackles for loss by a defensive tackle since at least 2000 ... Part of a defensive effort that limited the Giants to 197 yards of total offense as he finished the night with three solo tackles at the N.Y. Giants (9/8) ... Helped lead the defensive line to limit the Panthers offense to 62 yards rushing, finishing the game with three solo tackles, including two tackles for loss at Carolina (9/14) ... Picked up his first sack of the season with an eight-yard drop of QB Aaron Rodgers at Green Bay (9/21), helping the Lions' defense limit the Packers to just 223 yards of total offense ... Registered four tackles including one tackle for loss and one quarterback hit, while helping the defensive line hold the Bills to only 49 yards rushing vs. Buffalo (10/5) ... Recorded two sacks at Minnesota (10/12) ... Registered four tackles (three for loss), one sack and three quarterback hits vs. Miami (11/9) ... Recorded four tackles (three for loss) at New England (11/23) ... Registered six tackles (three for loss), one sack and three quarterback hits vs. Tampa Bay (12/7) ... Collected four tackles (one for loss), one sack and one quarterback hit vs. Minnesota (12/14) ... Recorded four tackles (two for loss), two sacks, three quarterback hits and one pass defended at Chicago (12/21) ... Registered seven tackles (six solo and one for loss), one quarterback hit and defended one pass at Green Bay (12/28) ...

POSTSEASON: Started one playoff game ... Posted three tackles (two for loss), two sacks and two quarterback hits in the NFC Wild Card game at Dallas (1/4/15) ... Became the first Lions player with two-plus sacks in a postseason game since sacks became an official statistic in 1982 ...

DEFENSIVE TACKLE SACK LEADERS FROM 2010-14: Has 36 sacks since entering the NFL in 2010 ... That total is the most among all NFL defensive tackles from 2010-14:

MOST SACKS BY NFL DEFENSIVE TACKLES FROM 2010-14

PLAYER	TEAM	2010	2011	2012	2013	2014	TOTAL
1. NDAMUKONG SUH	DET.	10.0	4.0	8.0	5.5	8.5	36.0
2. Geno Atkins	Cin.	3.0	7.5	12.5	6.0	3.0	32.0
3. Justin Smith	S.F.	8.5	7.5	3.0	6.5	5.0	30.5
4. Marcell Dareus	Buff.	N/A	5.5	5.5	7.5	10.0	28.5
4. Gerald McCoy	T.B.	3.0	1.0	5.0	9.5	8.5	27.0

TACKLES FOR LOSS: Suh finished the season with 21 tackles for loss ... The total surpassed Hall of Famer Warren Sapp for the most tackles for loss by a defensive tackle since at least 2000 ...

PRO BOWL: Suh was named to the NFL Pro Bowl team ... It marked his fourth selection to the Pro Bowl ...

HONORS: Named first-team All-Pro by the Associated Press, Pro Football Writers of America and The Sporting News.

2013 - Started all 16 games ... Recorded 49 tackles (36 solo), 5.5 sacks, a career-high six passes defended, one forced fumble and one safety ... Posted three tackles, including two tackles for loss and two quarterback hits, at Arizona (9/15) ... Recorded four solo tackles, including two tackles for loss, two sacks (22 yards), and a sack-fumble vs. Chicago (9/29) ... Posted four tackles (three solo), including one tackle for loss, and 0.5 sacks (five yards) at Green Bay (10/6) ... Registered one sack (eight yards) and three solo tackles vs. Cincinnati (10/20) ... Registered one solo tackle and one quarterback hit vs. Dallas (10/27) ... Posted two solo tackles, including one tackle for loss, one sack (nine yards), four quarterback hits and one pass defense at Chicago (11/10) ... Had three tackles and one quarterback hit vs. Tampa Bay (11/24) ... Registered his first career safety on a one-yard sack vs. Green Bay (11/28) ... He also recorded four tackles, including one tackle for loss, two quarterback hits and one pass defended ... Tied for the team lead with 10 tackles (seven solo) at Philadelphia (12/8) ... Had two quarterback hits and one pass defended vs. N.Y. Giants (12/22) ... Recorded three tackles and two passes defended at Minnesota (12/29) ...

PRO BOWL: Suh was named to the NFL Pro Bowl team ... It marked his third selection to the Pro Bowl ... He recorded one tackle and a quarterback hit in the game ...

HONORS: Named first-team All-Pro by the Associated Press and The Sporting News.

2012 - Started all 16 games ... Recorded 34 tackles (24 solo), 8.0 sacks and two passes defended ... Finished with two tackles and a sack for a 12-yard loss on QB Sam Bradford vs. St. Louis (9/9) ... Also recorded two tackles for loss, including a one-armed stop on RB Steven Jackson as part of a defensive line effort that held Jackson to only 53 yards rushing ... Registered one sack for a total loss of 17 yards on QB Alex Smith vs. San Francisco (9/16), marking the second time in three NFL seasons he registered sacks in each of the season's first two games ... He recorded sacks in the first two games of his rookie season in 2010 ... Finished with two solo tackles and one pass defended that came on a third-down play at Philadelphia (10/14) ... Recorded his third sack of the season on Bears QB Jay Cutler for a loss of eight yards at Chicago (10/22) and also finished with one tackle for loss ... Had two tackles for loss vs. Seattle (10/28) ... Delivered a strong performance vs. Indianapolis (12/2), racking up one sack, six tackles (five solo, four for loss) and one pass defense against the Colts ... Picked up a sack on a one-yard takedown on Cardinals QB Ryan Lindley and finished with three tackles at Arizona (12/16) ... Had a 0.5 sack vs. Atlanta (12/22), giving him seven sacks on the season and making him the first Lions defensive tackles since 1982 to record seven-plus sacks in two different seasons ... Collected a sack vs. Chicago (12/30), giving him eight sacks on the season ... He is the only Lions defensive tackle since 1982 to record seven-plus sacks in two different seasons (10 in 2010 and eight in 2012) ... He later added 8.5 sacks in 2014 to make it three seasons with seven-plus sacks ...

PRO BOWL: Suh was named to the 2012 NFL Pro Bowl team ... It marked his second selection to the Pro Bowl ... He recorded two tackles in the game ...

HONORS: Named second-team All-Pro by the Associated Press.

2011 - Started 14 games ... Was suspended for two games ... Recorded 36 tackles (26 solo), four sacks, one pass defended and one blocked field goal ... Part of a defensive unit that helped the Lions to a 27-20 opening day win at Tampa Bay (9/11) ... Through the first three quarters, the Lions defense forced three-and-outs on five of the Bucs' first eight possessions, including three-straight to open the third quarter ... Recorded his first sack of the season for a loss of nine yards to end the first half vs. Kansas City (9/18) ... Recorded second sack of the season for a loss of nine yards at Minnesota (9/25) on the Vikings' second drive of the game ... Returned to the lineup following his two-game suspension at Oakland (12/18) ... With the Raiders lining up for a 65-yard game-winning field goal with four seconds left, Suh got his right hand on the attempt by Oakland K Sebastian Janikowski ... It was the first Lions blocked kick since DT Grady Jackson blocked a kick at San Francisco on December 27, 2009 ...

POSTSEASON: Posted three solo tackles, 0.5 sacks and two quarterback hits in the NFC Wild Card game at New Orleans (1/7/12) ...

HONORS - Named first-team All-Pro by The Sporting News.

2010 - Started all 16 games as a rookie ... Recorded 66 tackles (49 solo) and a team-high 10 sacks ... Also had three passes defended, one interception, one fumble recovery (returned for a 17-yard touchdown) and a forced fumble ... Led all rookies and NFL defensive tackles with

10 sacks ... Recorded one solo tackle and one sack at Chicago (9/12) in his NFL debut ... Tied a season high with eight tackles and one sack vs. Philadelphia (9/19) ... Tallied three solo tackles and had one sack at Green Bay (10/3) ... Notched three tackles and his first career interception (returned 20 yards) vs. St. Louis (10/10) ... Recorded three tackles and 1.5 sacks, his first multi-sack career game at N.Y. Giants (10/17) ... Tallied five tackles and a season-high two sacks including his first career fumble recovery, which was returned 17 yards for a touchdown ... Recorded three tackles at Buffalo (11/14) ... Tied a season high with eight tackles and 0.5 sacks at Dallas (11/21) ... Notched four tackles and one sack vs. New England (11/25) ... Registered four tackles vs. Chicago (12/5) ... Recorded three tackles vs. Green Bay (12/12) ... Made three stops at Tampa Bay (12/19) ... Recorded five solo tackles and one sack at Miami (12/26) ... Tallied six tackles and one sack in the season final vs. Minnesota (1/2/11) ...

PRO BOWL: Suh was named to the NFL Pro Bowl team ...

HONORS: Named first-team All-Pro by the Associated Press, Pro Football Writers of America and The Sporting News ... He was the first rookie defensive tackle to be named to the Associated Press All-Pro Team since the recognition was designated by offense and defense in 1951 and he was the first rookie defensive lineman to be named AP All-Pro since Titans DE Jevon Kearse in 1999 ...

ROOKIE OF THE YEAR: Named Associated Press Defensive Rookie of the Year, Rookie of the Year by The Sporting News and Pro Football Writers of America ... Since the Associated Press Rookie of the Year Award was first established in 1967, Suh is only the sixth defensive tackle to win the honor and the first since Dolphins DT Tim Bowens in 1994 ...

2010 NFL SACK LEADERS AMONG DTs: Suh led all rookies and NFL defensive tackles in sacks with 10:

MOST SACKS BY NFL DEFENSIVE TACKLES IN 2010		
PLAYER	TEAM	SACKS
1. NDAMUKONG SUH*	DETROIT	10.0
2. Justin Smith	San Francisco	8.5
3. Cullen Jenkins	Green Bay	7.0
Tommy Kelly	Oakland	7.0
5. B.J. Raji	Green Bay	6.5

* - Rookie

COLLEGE

Five-year letterman at Nebraska (2005-09) ... Played in 53 career games with 39 starts ... Recorded 215 tackles (125 solos) with 24 sacks for minus-187 yards, 57 stops for losses of 252 yards and 39 pressures ... Caused three fumbles and recovered another, intercepted four passes for 79 yards in returns that included two touchdowns and 15 passes defended ... Also added a two-yard touchdown pass and six blocked kicks ... His 57 tackles behind the line of scrimmage ranked second in school history behind Grant Wistrom (58.5, 1994-97) ... Those 57 stops for loss led all active NCAA defensive tackles and ranked second overall to defensive end George Selvie of South Florida (69, 2006-09) ... His 24 stops behind the line of scrimmage in 2009 rank second on the school season-record list behind Jim Skow's 25 in 1985 ... His seven tackles for loss (five solo/two assisted) vs. Texas in the 2009 Big 12 Championship Game tied the Nebraska single-game record ... His 12 sacks in 2009 were the second-most ever by a Husker defensive tackle ... His 10 pass defenses in 2009 set the school season-record for a defensive lineman and his 15 total pass break-ups are another Husker defensive lineman career-record ... Holds the school game (2 vs. Iowa State in 2009), season (3 in 2009) and career (6) records for most kicks blocked by a down lineman ... Set school season-record for a defensive tackle with two interceptions in 2008 and Husker lineman record by returning both for touchdowns ... In 2009, named Unanimous All-American and All-Big 12 Conference First selection ... Named the Associated Press College Player of the Year, CBSSports.com National Defensive Player of the Year, Big 12 Conference Defensive Player of the Year/Defensive Lineman of the Year and was a finalist for the Walter Camp National Player of the Year Award ... Was one of five finalists for the Heisman Trophy and the first defensive lineman to be named a finalist for that trophy since Warren Sapp in 1994 ... 2009 Rotary Lombardi Award, Outland Trophy, Bronko Nagurski Trophy, Chuck Bednarik Award, Bill Willis Award and Guy Chamberlin Award winner ... Lott Trophy finalist (one of four), earning Lott Trophy Impact Player of the Week vs. Missouri and Iowa State ... Nebraska Team MVP ... Member of the Big 12 Commissioner's Spring Academic Honor Roll and garnered Academic

All-Big 12 Second Team recognition ... Set numerous position, game, season and career records, as he became the first Husker defensive lineman to lead the team in tackles in consecutive seasons ... Recorded a career-best 85 tackles (52 solo), as he also led the team with 12.0 sacks for minus 77 yards, 24 stops for losses of 93 yards and 26 pressures .. Second on the team with 10 pass defenses, a season-record for down lineman ... All-American Second Team selection in 2008 by The NFL Draft Report ... Consensus All-Big 12 Conference First Team choice ... Named the team's co-Lifter of the Year and Defensive Most Valuable Player ... Started all 13 games at nose tackle, becoming the first defensive tackle since 1973 to lead the team in tackles, as he totaled 76 (39 solo) ... Ranked eighth in the conference and led the team with 7.5 sacks for minus 67 yards and also paced the Huskers with 19 stops for losses totaling 85 yards ... Caused a fumble and deflected three passes ... Set school records for a defensive lineman with two interceptions, returning both for touchdowns totaling 79 yards ... Blocked two kicks ... Started 11 games at nose tackle in 2007, made all six of his stops behind the line of scrimmage in an early four-game stretch ... Recorded 34 tackles (22 solos), included a 6-yard sack, four pressures, two pass deflections and a blocked kick ... In 2006, played in all 14 games as a backup at nose tackle and earned a start vs. Oklahoma ... Named Freshman All-Big 12 Conference by The Sporting News ... Finished the year with 19 tackles (12 solos), 3.5 sacks for minus 37 yards, eight stops for losses of 45 yards and two pressures. ... Also caused one fumble and intercepted a pass ... Saw time on special teams as a blocker on the place-kicking unit ... One of a school-record 13 true freshmen to see action in 2005 ... Played in the first two games and had an assisted tackle vs. Wake Forest before missing the remainder of the season with a knee injury, receiving a medical red-shirt ... Graduated with a degree in construction management.

PERSONAL

Attended Grant High School in Portland, Ore ... The two-way star earned Parade All-American honors and was voted the 2004 Portland Interscholastic League Defensive Player of the Year and the state Class 4A Defensive Player of the Year ... As a senior, he recorded 65 tackles, including 10 sacks and recovered four fumbles ... Also starred on the offensive line, helping the Generals to a 9-3 record and a berth in the state quarterfinals ... Earned First Team All-League honors on both offense and defense, and in addition to his defensive accolades was a First Team All-State pick on offense by at least one media outlet ... First Team All-Portland Interscholastic League pick on both offense and defense as a junior and was an All-State pick as a junior ... Listed as the top prospect in the state of Oregon by Rivals.com and among the top ten defensive tackle prospects in the country ... Played in the U.S. Army All-American Game, where he lined up on the offensive line ... Also played basketball and was a track standout for Grant High, earning honorable mention All-League honors in basketball as a junior and senior ... In track, Suh was the district shot put champion in 2004, and won the OSAA Class 4A shot put title in 2005 with a school record throw of 61-4 ... Thanks to his all-around athletic accomplishments, he was a finalist for the Portland Tribune's Athlete of the Year ... Volunteered with Nebraska's local hospital visits ... Volunteered his time as a speaker at Pound Middle School ... Suh's mother, Bernadette, is from Jamaica, while his father, Michael, hails from Cameroon ... In the Ngema tribe in Cameroon, Ndamukong means "House of Spears" ... Name is pronounced En-dom-ah-ken Soo ... Born January 6, 1987 and resides in Portland, Oregon.

NDAMUKONG SUH'S NFL REGULAR SEASON STATISTICS																	
YEAR TEAM			TACKLES						INTERCEPTIONS					FUMBLES			
			GP	GS	TOT	SOLO	ASST	SK	YDS	NO	YDS	LG	TD	PD	FF	FR	YDS
2010	Detroit		16	16	66	49	17	10.0	47.5	1	20	20	0	3	1	1	17
2011	Detroit		14	14	36	26	10	4.0	31.0	0	0	–	0	1	0	0	0
2012	Detroit		16	16	34	24	10	8.0	67.0	0	0	–	0	2	0	0	0
2013	Detroit		16	16	49	36	13	5.5	43.5	0	0	–	0	6	1	0	0
2014	Detroit		16	16	53	44	9	8.5	54.5	0	0	–	0	3	0	0	0
NFL TOTALS			78	78	238	179	59	36.0	243.5	1	20	20	0	15	2	1	17

NDAMUKONG SUH'S NFL PLAYOFF STATISTICS

YEAR TEAM	GP	GS	TACKLES					INTERCEPTIONS					FUMBLES		
			TOT	SOLO	ASST	SK	YDS	NO	YDS	LG	TD	PD	FF	FR	YDS
2011 Detroit	1	1	3	0	3	0.5	3.0	0	0	-	0	0	0	0	0
2014 Detroit	1	1	3	3	0	2.0	15.0	0	0	-	0	0	0	0	0
PLAYOFF TOTALS	2	2	6	3	3	2.5	18.0	0	0	-	0	0	0	0	0

ADDITIONAL STATISTICS

Blocked Kicks: 1 field goal attempt in 2011.

Touchdowns: 1 fumble return in 2010.

SINGLE-GAME HIGHS

Tackles:

10 at Philadelphia, 12/8/13
8 vs. Philadelphia, 9/19/10
8 at Dallas, 11/21/10

Sacks:

2 vs. Washington, 10/31/10
2 vs. Chicago, 9/29/13
2 at Minnesota, 10/12/14
2 at Chicago, 12/21/14
2 at Dallas, 1/4/15*

Interceptions:

1 vs. St. Louis, 10/10/10

Passes Defensed:

2 at Minnesota, 12/29/13

Forced Fumbles:

1 at Miami, 12/26/10

Fumble Recoveries:

1 vs. Chicago, 9/29/13

Fumble Return Yards:

1 vs. Washington, 10/31/10


Fumble Return TDs:

1 vs. Washington, 10/31/10

Blocked Field Goals:

1 at Oakland, 12/18/11

* - playoff game



17 // QB

RYAN
TANNEHILL

HT: 6-4 // WT: 220 // BORN: 7/27/88 // COLLEGE: TEXAS A&M '12
ACQUIRED: D1, 2012 // NFL: FOURTH SEASON // DOLPHINS: FOURTH SEASON

PRO CAREER

CAREER TRANSACTIONS: Originally a first-round draft selection (eighth overall) of the Dolphins in the 2012 NFL draft.

2014 - Started all 16 games ... Finished 392-of-590 (66.4 percent) for 4,045 yards with 27 touchdowns and 12 interceptions for a 92.8 passer rating ... Added 56 rushes for 311 yards and one touchdown ... His completions, attempts, completion percentage, passing yards, passing touchdowns, passer rating and rushing yards were all career highs ...

QUARTERBACK RATING: Tannehill's 84.0 passer rating figure for his Dolphins career is the fourth-highest of any Dolphins quarterback in team history:

DOLPHINS CAREER PASSER RATING LEADERS

(Minimum 250 attempts)

PLAYER	YEARS	ATT.	COMP.	PCT.	YARDS	TD	INT	RATE
1. Chad Pennington	2008-10	552	373	67.6	4,085	20	9	94.5
2. Dan Marino	1983-99	8,358	4,967	59.4	61,361	420	252	86.4
3. Matt Moore	2011-14	376	225	59.8	2,702	17	11	84.8
4. RYAN TANNEHILL	2012-14	1,662	1,029	61.9	11,252	63	42	84.0
5. Bob Griese	1967-80	3,429	1,926	56.2	25,092	192	172	77.1

In addition, Tannehill's 92.8 passer rating in 2014 was the fifth-highest single-season passer rating figure in Dolphins history:

DOLPHINS SINGLE-SEASON PASSER RATING LEADERS

(Minimum 150 attempts)

PLAYER	YEARS	ATT.	COMP.	PCT.	YARDS	TD	INT	RATE
1. Dan Marino	1984	564	362	64.2	5,084	48	17	108.9
2. Chad Pennington	2008	476	321	67.4	3,653	19	7	97.4
3. Dan Marino	1983	296	173	58.4	2,210	20	6	96.0
4. Dan Marino	1993	150	91	60.7	1,218	8	3	95.9
5. RYAN TANNEHILL	2014	590	392	66.4	4,045	27	12	92.8

ATTEMPTS AND COMPLETIONS: Tannehill's pass attempts and completions in 2014 were the fourth-highest and highest single-season totals respectively in team history:

DOLPHINS SEASON ATTEMPTS AND COMPLETION LEADERS

ATTEMPTS

COMPLETIONS

PLAYER	YEAR	ATT.	PLAYER	YEAR	COMP.
1. Dan Marino	1986	623	1. RYAN TANNEHILL	2014	392
2. Dan Marino	1994	615	2. Dan Marino	1994	385
3. Dan Marino	1988	606	3. Dan Marino	1986	378
4. RYAN TANNEHILL	2014	590	4. Dan Marino	1984	362
5. RYAN TANNEHILL	2013	588	5. RYAN TANNEHILL	2013	355

COMPLETION PERCENTAGE: Tannehill's career completion percentage of 61.9 is the second highest career completion percentage in Dolphins history:

DOLPHINS CAREER COMPLETION PERCENTAGE LEADERS

(Minimum 150 completions)

PLAYER	YEARS	ATT.	CMP.	PCT.
1. Chad Pennington	2008-10	552	373	67.6
2. RYAN TANNEHILL	2012-14	1,662	1,029	61.9
3. Chad Henne	2009-11	1,065	646	60.7
4. Matt Moore	2011-14	376	225	59.8
5. Dan Marino	1983-99	8,358	4,967	59.4

In addition, Tannehill's 66.4 completion percentage in 2014 was the second-highest single-season completion percentage in franchise history:

DOLPHINS SINGLE-SEASON COMPLETION PERCENTAGE LEADERS

(Minimum 75 completions)

PLAYER	YEARS	ATT.	CMP.	PCT.
1. Chad Pennington	2008	476	321	67.4
2. RYAN TANNEHILL	2014	590	392	66.4
3. Dan Marino	1984	564	362	64.2
4. Dan Marino	1995	482	309	64.1
5. Bob Griese	1978	235	148	63.0

CONSECUTIVE 70-PLUS COMPLETION PERCENTAGE GAMES: Tannehill became the first player in team history to complete at least 70 percent of his passes in four-straight and five-straight games (70.6 vs. San Diego on 11/2, 71.1 at Detroit on 11/9, 76.5 vs. Buffalo on 11/13, 72.2 at Denver on 11/23 and 71.4 vs. N.Y. Jets on 12/1) ... He was the only player in the NFL in 2014 to record five consecutive games with a 70-or-more completion percentage ... Additionally, his eight games completing 70-or-more percent of his passes in 2014 were tied for the most in the NFL with Saints QB Drew Brees ...

PASSING YARDAGE: Tannehill's 4,045 passing yards in 2014 is the seventh-highest single-season total in Dolphins history and the most by any Dolphins quarterback other than Marino ... It is also the most by any Dolphins quarterback since 1994 ... Combined with his 3,294 yards passing in 2012 as a rookie and 3,913 yards in his second season, Tannehill's career total of 11,252 yards passing is the sixth-most passing yards in NFL history by a quarterback in the first three seasons of their career:

MOST PASSING YARDS IN FIRST THREE SEASONS OF CAREER, NFL HISTORY

PLAYER	YEARS	ROOKIE YARDS	2ND YEAR YARDS	3RD YEAR YARDS	TOTAL YARDS
1. Andrew Luck	2012-14	4,374	3,822	4,761	12,957
2. Peyton Manning	1998-2000	3,739	4,135	4,413	12,287
3. Dan Marino	1983-85	2,210	5,084	4,137	11,431
4. Andy Dalton	2011-13	3,398	3,669	4,293	11,360
5. Cam Newton	2011-13	4,051	3,869	3,379	11,299
6. RYAN TANNEHILL	2012-14	3,294	3,913	4,045	11,252

3,000-YARD PASSING SEASONS: With 4,045 passing yards in 2014, Tannehill registered his third career 3,000 yard passing season ... He and Dan Marino (13 times) are the only Dolphins quarterbacks to record two or more seasons passing for 3,000 yards in a season ... Tannehill is the first Dolphins QB to throw for 3,000 or more yards in each of his first three years in the league ... Further, with his 4,045 passing yards in 2014, he joined Dan Marino as the only quarterbacks in franchise history to surpass 4,000 yards in a season ... Marino's 4,453 yards in 1994 were the last time a Dolphins player threw for more than 4,000 yards prior to 2014 ... Tannehill's 4,045 passing yards in 2014 were the seventh-most in a single-season in franchise history:

MOST SINGLE-SEASON PASSING YARDS IN DOLPHINS HISTORY

PLAYER	YEAR	YARDS	PLAYER	YEAR	YARDS
1. Dan Marino	1984	5,084	6. Dan Marino	1992	4,116
2. Dan Marino	1986	4,746	7. RYAN TANNEHILL	2014	4,045
3. Dan Marino	1994	4,453	8. Dan Marino	1991	3,970
4. Dan Marino	1988	4,434	9. RYAN TANNEHILL	2013	3,913
5. Dan Marino	1985	4,137	10. Dan Marino	1997	3,780

300-YARD GAMES: Tannehill had two 300-yard games in 2014 and the Dolphins were 1-1 in those contests ... In his career, Tannehill has eight 300-yard passing games and the Dolphins are 4-4 in those contests ... With eight career 300-yard passing games, Tannehill ranks second in Dolphins history:

MOST CAREER 300-YARD PASSING GAMES BY A DOLPHINS QB

PLAYER	YEARS	300-YARD GAMES
1. Dan Marino	1983-99	63
2. RYAN TANNEHILL	2012-14	8
3. Chad Henne	2009-11	7
4. Bob Griese	1967-80	3
Jay Fiedler	2000-04	3

20 TOUCHDOWN PASSES: With 27 touchdown passes in 2014, it marked the second-straight season Tannehill has passed for 20-or-more touchdown passes ... He joined Dan Marino (13 times) and Bob Griese (twice) as the only Dolphins quarterbacks to have two-or-more seasons with 20-or-more touchdown passes in a season ... He also became only the second Dolphins QB (along with Marino) to throw for as many as 27 TD passes in a season ... Tannehill's 27 touchdown passes in 2014 were sixth most in Dolphins history and the most by a Dolphins player since Dan Marino threw 30 in 1994 ...

MOST SINGLE-SEASON TD PASSES IN DOLPHINS HISTORY

PLAYER	YEAR	TDS	PLAYER	YEAR	TDS
1. Dan Marino	1984	48	7. Dan Marino	1987	26
2. Dan Marino	1986	44	8. Dan Marino	1991	25
3. Dan Marino	1985	30	9. Dan Marino	1989	24
Dan Marino	1994	30	Dan Marino	1992	24
5. Dan Marino	1988	30	Dan Marino	1995	24
6. RYAN TANNEHILL	2014	27	RYAN TANNEHILL	2013	24

MULTI-TOUCHDOWN PASSES: Overall in his career, Tannehill has 18 games of two-or-more touchdown passes and the Dolphins are 13-5 in those contests (6-2 in 2014, 4-3 in 2013 and 3-0 in 2012) ... He has one career game with four touchdown passes and the Dolphins are 1-0 in that game (1-0 in 2014) ... He has five career games with three touchdown passes and the Dolphins are 3-2 in those games (1-1 in 2014 and 2-1 in 2013) ... He has 12 career games with two touchdown passes and the Dolphins are 9-3 in those games (4-1 in 2014, 2-2 in 2013 and 3-0 in 2012) ...

TOUCHDOWN-INTERCEPTION RATIO: In 2014, Tannehill threw 27 touchdown passes with 12 interceptions ... His touchdown-to-interception differential of plus-15 was third best in Dolphins history:

HIGHEST SEASON TOUCHDOWN-TO-INTERCEPTION DIFFERENTIAL

PLAYER	YEAR	ATT.	CMP.	PCT.
1. Dan Marino	1984	48	17	+31
2. Dan Marino	1986	44	23	+21
3. RYAN TANNEHILL	2014	27	12	+15
4. Dan Marino	1983	20	6	+14
5. Dan Marino	1987	26	13	+13
Dan Marino	1994	30	17	+13

FOURTH QUARTER COMEBACKS: Tannehill has seven fourth-quarter or overtime comeback victories in his career with the Dolphins, with five at home and two on the road ... In the fourth quarter of those seven games, he is 55-of-78 for 637 yards with eight touchdowns and no interceptions for a rating of 129.1 ...

TANNEHILL'S FOURTH QUARTER COMEBACK VICTORIES

DATE	OPPONENT	4TH QTR DEFICIT	4TH QTR STATS	FINAL SCORE
11/25/12	vs. Seattle	7-14	7-9-156-1-0	24-21
9/22/13	vs. Atlanta	20-23	9-13-69-1-0	27-23
10/31/13	vs. Cincinnati	17-20	10-14-96-1-0	22-20
12/8/13	at Pittsburgh	24-28	5-8-40-1-0	34-28
12/15/13	vs. New England	17-20	7-11-68-2-0	24-20
12/1/14	at N.Y. Jets	6-13	5-8-68-0-0	16-13
12/21/14	vs. Minnesota	28-35	12-15-140-2-0	37-35

RUSHING: Tannehill's 311 yards rushing in 2014 is the second-highest single-season rushing total by a Dolphins quarterback in team history ... Tannehill has three of the top eight QB single-season rushing totals:

MOST RUSHING YARDS IN A SEASON BY A DOLPHINS QB

PLAYER	YEAR	ATT	YARDS	AVG	TD
1. Jay Fiedler	2001	73	321	4.4	4
2. RYAN TANNEHILL	2014	56	311	5.6	1
3. David Woodley	1981	63	272	4.3	4
4. Jay Fiedler	2000	54	267	4.9	1
5. RYAN TANNEHILL	2013	40	238	6.0	1
6. Bob Griese	1968	42	230	5.5	1
7. David Woodley	1980	55	214	3.9	3
8. RYAN TANNEHILL	2012	49	211	4.3	2
9. David Woodley	1982	36	207	5.8	2
10. Bob Griese	1967	37	157	4.2	1

Tannehill's career total of 760 rushing yards is the fourth-highest career rushing total by a Dolphins quarterback in team history:

MOST CAREER RUSHING YARDS BY A DOLPHINS QB

PLAYER	YEAR	ATT	YARDS	AVG	TD
1. Bob Griese	1967-80	261	994	3.8	7
2. Jay Fiedler	2000-04	201	834	4.1	11
3. David Woodley	1980-83	173	771	4.5	9
4. RYAN TANNEHILL	2012-14	145	760	5.2	4
5. Chad Henne	2008-11	66	196	3.0	2

4,000 YARDS PASSING AND 300 YARDS RUSHING: In 2014, Tannehill (4,045 yards passing and 311 yards rushing) became just the eighth quarterback (ninth time overall) in NFL history to throw for 4,000-or-more yards and rush for 300-or-more yards in a single season ... The other quarterbacks to accomplish this feat are San Francisco's Steve Young (twice; 4,023/407 in 1993 and 4,170/454 in 1998), Green Bay's Don Majkowski (4,318/358 in 1989), Jacksonville's Mark Brunell (4,367/396 in 1996), San Francisco's Jeff Garcia (4,278/414 in 2000), Minnesota's Daunte Culpepper (4,717/406 in 2004), Green Bay's Aaron Rodgers (4,434/316 in 2009) and Carolina's Cam Newton (4,051/706 in 2011) ...

GAME HIGHLIGHTS - VS. NEW ENGLAND (SEPT. 7): Completed 18 passes (32 attempts) for 178 yards and two touchdowns in victory...

AT BUFFALO (SEPT. 14): Completed 31-of-49 passes for 241 yards, one touchdown and one interception at Buffalo ... His completions were the second most in a game in his career and the attempts were a career high ...

VS. KANSAS CITY (SEPT. 21): Completed 21-of-43 passes for 205 yards and one touchdown ...

AT OAKLAND IN LONDON (SEPT. 28): Was 23-for-31 for 278 yards with one touchdown and one interception in win ... Completed 14-straight passes, spanning the first and second quarter, which was tied for fourth-most in a game in franchise history ...

VS. GREEN BAY (OCT. 12): Completed 20-of-31 passes for 231 yards and two touchdowns vs. Green Bay ... Had a 40-yard rush, the second-longest run by a Miami QB in franchise history ...

AT CHICAGO (OCT. 19): Completed 25-of-32 passes for 277 yards and two touchdowns, good for the second highest passer rating in his career - 123.6 ... His 78.1 completion percentage against the Bears was the second-highest of his career and his 155.1 first half passer rating was the third-highest first half passer rating in franchise history since 1991 ... He began the game by completing his first 14 passes and 15 consecutive passes dating back to the previous week's game vs. Green Bay ... His 15-consecutive completions are tied for the third-most consecutive completions in a game in franchise history ... His third quarter fourth-and-1 30-yard run was the second-longest gain by a Dolphins player in a fourth-and-1 or fourth-and-2 situation since 1991, trailing only a 39-yard run by Larry Izzo off of a fake punt against Green Bay in 2000 ... Additionally, it was the longest run by a Dolphins quarterback on a fourth-and-1 or fourth-and-2, topping the previous high of three yards shared by Jay Fiedler in 2003 and Joey Harrington in 2006 ... The 30-yard gain also was the longest run on fourth-and-1 or fourth-and-2 by an NFL quarterback since 2006 when Tennessee's Vince Young went 36 yards on fourth-and-2 in the second quarter against the Buffalo Bills ...

AT JACKSONVILLE (OCT. 19): Completed 16-of-29 passes for 196 yards, one touchdown and one interception ... Added five carries for 48 yards, including a 30-yard scamper in the fourth quarter ... With his 30-yard rush against the Jaguars, he became just the second NFL quarterback, joining Michael Vick in 2004, to post runs of 30 or more yards in three consecutive games ...

VS. SAN DIEGO (NOV. 2): Completed 24-of-34 passes for 288 yards and three touchdowns, good for a career-high 125.6 passer rating in the 37-0 win vs. San Diego ... His three touchdown passes were tied for the second-most in a game in his career ... Completed 6-of-6 passes for 63 yards and a touchdown in the team's opening drive for a touchdown ... Further, those were his numbers at the conclusion of the first quarter, his third first quarter of the season completing 100 percent of his passes (10/19/14 at Chi., 6-of-6 for 84 yards and a touchdown; 9/7/14 vs. NE, 5-of-5 for 40 yards and a touchdown) ... With his 22-yard run vs. San Diego, Tannehill joined Steve Young and Michael Vick as the only QBs with a 20-plus yard run in at least 4 consecutive games in the past 25 years ...

AT DETROIT (NOV. 9): Finished the game by completing 27-of-38 passes for 201 yards, one touchdown and one interception ... His 71.1 completion percentage was the sixth-highest in a game in his career...

VS. BUFFALO (NOV. 13): Completed 26-of-34 passes for 240 yards and two touchdowns, good for a 114.8 passer rating ... His 114.8 passer rating was the sixth-highest in a game in his career, making three of his six highest passer ratings in the last five weeks ... His 76.5 completion percentage vs. Buffalo was the third-highest in a game in his career ... He also completed 9-of-10 passes for 90 yards in the first quarter, a completion percentage of 90.0 in the first quarter ... It was the highest he has recorded in the first quarter of a game in his career (minimum of 10 passing attempts) ...

AT DENVER (NOV. 23): Finished the game at Denver by completing 26-of-36 passes (72.2 percent) for 228 yards, three touchdowns and one interception, good for a 104.9 passer rating ... His three touchdowns were tied for the second most in a game in his career ... Extended his consecutive games streak with at least a 70 percent completion rate for the fourth-straight game, setting a franchise record ... Added four carries for 15 yards, including a one-yard touchdown run in the second quarter ... It was his first TD run of the season and the fourth of his career ...

AT N.Y. JETS (DEC. 1): Completed 25-of-35 passes for 235 yards and an interception ... Engineered the game-winning drive that led to a 26-yard field goal by Caleb Sturgis with 1:57 left in the fourth quarter to give the team a 16-13 victory ... His 71.4 completion percentage increased his consecutive games streak with a 70-plus completion percentage to five games, the only quarterback in the franchise to accomplish that feat ...

VS. BALTIMORE (DEC. 7): Completed 23-of-33 passes for 227 yards and a touchdown ... With his 227 passing yards, he reached 10,251 career passing yards ... He surpassed Joe Flacco (10,206) and Matt Ryan (10,061) to move into ninth place all-time for most passing yards for a player in their first three seasons in NFL history ...

AT NEW ENGLAND (DEC. 14): Completed 29-of-47 passes for 346 yards and a touchdown and two interceptions ... With his 346 passing yards at New England, third most yards in a game in his career, he surpassed Jeff Garcia (10,360) and Drew Bledsoe (10,556) and moved into seventh place all-time for most passing yards for a player in their first three seasons in NFL history ...

VS. MINNESOTA (DEC. 21): Completed 35-of-47 passes for 396 yards, four touchdowns and one interception vs. Minnesota ... His 396 passing yards made it the eighth time in his

career that he has passed for 300-or-more yards in a game, moving him past QB Chad Henne for sole possession of second-most games with 300-or-more passing yards in franchise history ... Additionally, the 396 yards were the second-most in a game in his career and his four touchdown passes set a new career high ... With his 396 passing yards, Tannehill surpassed Carson Palmer and moved into sixth place all-time for most passing yards for a player in their first three seasons in NFL history ...

VS. N.Y. JETS (DEC. 28): His 259 passing yards improved his season total to 4,045, establishing a new career high ... He joined Dan Marino as the only quarterbacks in franchise history to surpass 4,000 yards in a season, Marino's 4,453 yards in 1994 were the last time a Dolphins player threw for more than 4,000 yards ... With his one touchdown pass, Tannehill finished the season with 27 touchdown passes ... His 27 TDs were sixth most in Dolphins history and the most by a Dolphins player since Dan Marino threw 30 in 1994 ... Set the franchise record for most completions in a season following this game, with 392 this year.

2013 - Started all 16 games ... Finished 355-of-588 for 3,913 yards with 24 touchdowns and 17 interceptions for a 81.7 rating ... Added 40 rushes for 238 yards and one TD ... Led the Dolphins in rushing once during season ...

300-YARD GAMES: Tannehill had five 300-yard games in 2013 and the Dolphins were 3-2 in those contests ... Tannehill's five 300-yard passing games in 2013 are tied for the fifth-highest single season total in Dolphins history ... It also is the most by a Dolphins quarterback other than Marino ... It is also the most by a Dolphins QB since 1994 when Marino had four 300-yard passing games:

MOST 300-YARD PASSING GAMES BY A DOLPHINS QB IN A SEASON			
PLAYER	YEARS	300-YARD GAMES	
1. Dan Marino	1984	9	
2. Dan Marino	1985	6	
Dan Marino	1986	6	
Dan Marino	1988	6	
5. Dan Marino	1989	5	
Dan Marino	1994	5	
RYAN TANNEHILL	2013	5	

GAME HIGHLIGHTS – AT CLEVELAND (SEPT. 8): Was 24-of-38 for 272 yards with one touchdown and one interception for a rating of 82.3 ... His touchdown came on a 34-yard scoring pass to Brian Hartline ... With Miami ahead 13-10 with 11:54 left in the fourth quarter, Tannehill led the Dolphins on a 10-play, 85-yard scoring drive to give the Dolphins a 20-10 lead in a game they would win 23-10 ... In that drive Tannehill was 6-7 for 78 yards ...

AT INDIANAPOLIS (SEPT. 15): Was 23-of-34 for 319 yards with one touchdown and no interceptions for a rating of 107.4 ... His touchdown came on an 18-yard scoring pass to Mike Wallace ... It was Tannehill's first 300-yard passing game of the 2013 season and the second of his career ...

VS. ATLANTA (SEPT. 22): Was 24-of-35 for 236 yards with two touchdowns and one interception for a 94.5 rating ... His two touchdown passes were 18 yards to Brian Hartline and one-yard to Dion Sims ... It was his first game of two or more touchdown passes of the 2013 season and the fourth game of his career ... With the Dolphins trailing 23-20 with 4:46 left in the game, Tannehill led Miami on a 13-play, 75-yard touchdown drive, culminating with his TD pass to Sims with 38 seconds left in the game to give the Dolphins a 27-23 win ... In that drive he was 9-of-12 for 69 yards and that TD ... It was his first fourth quarter comeback of the 2013 season and the second of his career ...

AT NEW ORLEANS (SEPT. 30): Was 22-of-35 for 249 yards with one touchdown and three interceptions ... His touchdown came on a three-yard pass to Charles Clay ... Also added four carries for 48 yards, including a 26-yard run ...

VS. BALTIMORE (OCT. 6): Was 21-of-40 for 307 yards with one touchdown and no interceptions for a rating of 86.1 ... His touchdown came on a nine-yard TD pass to Charles Clay ... It was his second 300-yard passing game of the 2013 season and the third of his career ... In the game, he had three completions of 45 or more yards (45 yards to Charles Clay, 46 yards to Brandon Gibson and 49 yards to Mike Wallace) ... It was the first time in his career he had three completions of 45 or more yards in the same game ...

VS. BUFFALO (OCT. 20): Was 19-of-37 for 194 yards with three touchdown passes and two interceptions for a rating of 71.2 ... His touchdowns came on a pass of seven yards to Charles Clay and scoring tosses of 13 yards and four yards to Brandon Gibson ... It was his first game of three-or-more touchdown passes of his career ... It also was his second game of two-or-more

touchdown passes of the 2013 season and the fifth such game of his career ... The most recent Dolphins quarterback to throw for three touchdown passes was Matt Moore at the New England Patriots on Dec. 24, 2011 ...

AT NEW ENGLAND (OCT. 27): Was 22-of-42 for 192 yards with two touchdowns and two interceptions ... His touchdown passes came on TD tosses of four yards to Brandon Gibson and five yards to Daniel Thomas ... It was his third game of two or more touchdown passes of the 2013 season and the sixth game of his career ...

VS. CINCINNATI (OCT. 31): Was 20-of-28 for 208 yards with no touchdowns or interceptions ... Had one rush for a one-yard touchdown run ... His touchdown run was the third TD run of his career ... With the Dolphins trailing 20-17 with 1:18 left in the fourth quarter and the ball on their own 24-yard line with one timeout, Tannehill went 5-7 for 57 yards to lead the Dolphins to the Bengals' 26-yard line where Caleb Sturgis kicked a 44-yard field goal to tie the game with 16 seconds left, a contest they went on to win 22-20 in overtime ... It was Tannehill's second fourth-quarter comeback of the 2013 season and the third of his career ...

AT TAMPA BAY (NOV. 11): Was 27-of-42 for 229 yards and two touchdowns, coming on six and 19-yard TD passes to Rishard Matthews ... It was his fourth game of two or more touchdown passes of the 2013 season and the seventh game of his career ... At one point in the contest, he completed 12 straight passes ...

VS. SAN DIEGO (NOV. 17): Was 22-of-35 for 268 yards with one touchdown and one interception ... His touchdown came on a 39-yard scoring toss to Charles Clay ... Also had four carries for 21 yards ...

VS. CAROLINA (NOV. 24): Was 28-of-42 for 310 yards with one touchdown and one interception ... His touchdown came on a 53-yard TD pass to Mike Wallace ... Also had a 57-yard completion to Wallace ... It also his third 300-yard passing game of the 2013 season and the fourth of his career ... Completed passes to 10 different receivers in the contest ... Also led the Dolphins in rushing with four carries for 36 yards ...

AT N.Y. JETS (DEC. 1): Was 28-of-43 for 331 yards with two touchdowns and one interception for a rating of 94.2 ... Went over the 3,000 yards passing mark for the season in the contest ... It was his fourth 300-yard passing game of the 2013 season and the fifth of his career ... Coupled with his 310 yards passing vs. Carolina (11/24), it marked the first time in his career he threw for 300-or-more yards in consecutive games ... His touchdown passes came on a 31-yard TD pass to Brian Hartline and a 28-yard TD pass to Mike Wallace ... It was his fifth game of two or more touchdown passes during the 2013 season and the eighth such game of his career ... Also added three carries for 22 yards rushing ...

AT PITTSBURGH (DEC. 8): Was 20-of-33 for 200 yards with three touchdowns and one interception for a rating of 95.5 ... His touchdown passes came on six- and 12-yard TD passes to Charles Clay and a four-yard TD toss to Brian Hartline ... It was his second game of three or more touchdown passes during the 2013 season and the second such game of his career ... It also was his sixth game of two or more touchdown passes in 2013 and the ninth such game of his career ... His second TD pass to Clay came with 2:53 left in the game to allow the Dolphins to grab the lead from the Steelers 31-28 in a game Miami went on to win 34-28 ... With the Dolphins trailing 28-24 with 14:56 left in the fourth quarter, Tannehill went 5-of-8 for 40 yards and that touchdown pass to Clay to lead the Dolphins to the comeback win ... It was Tannehill's third fourth-quarter comeback of the season and the fourth of his career ... Also rushed for 56 yards on three carries, including a 48-yard run ... It was the longest run by a Dolphins QB in team history:

LONGEST RUNS BY DOLPHINS QUARTERBACK IN TEAM HISTORY

PLAYER	DATE	OPPONENT	YARDS
1. RYAN TANNEHILL	12/8/13	AT PITTSBURGH	48
2. RYAN TANNEHILL	10/12/14	VS. GREEN BAY	40
3. Pat White	11/8/09	at New England	33
4. RYAN TANNEHILL	12/23/12	VS. BUFFALO	31
5. Four times (Last: Ryan Tannehill at Jacksonville, 10/26/14)			30

VS. NEW ENGLAND (DEC. 15): Was 25-of-37 for 312 yards with three touchdowns and no interceptions for a rating of 120.6 ... It was his fifth 300-yard passing game of the 2013 season and the sixth of his career ... His touchdown passes came on a 39-yard TD toss to Mike Wallace, a two-yard TD pass to Daniel Thomas, and a 14-yard TD pass to Marcus Thigpen ... It was his third game of three or more touchdown passes in 2013 and the third such game of his career ... Coupled with his three TD passes in his previous game (Dec. 8 at Pittsburgh) it marked the first time a Dolphins QB threw three or more touchdowns in consecutive games since 1994 when Dan Marino threw four touchdown passes at the N.Y. Jets on Nov. 27 (the clock play game) and then had three touchdown passes vs. Buffalo on Dec. 4 ... It was Tannehill's seventh

game of two or more touchdown passes during the 2013 season and the tenth such game of his career ... His TD pass to Thigpen came with 1:15 left in the game to allow the Dolphins to overcome a 20-17 deficit to the Patriots and give them a 24-20 win ... With the Dolphins trailing 20-17 with 4:14 left in the game, Tannehill led the Dolphins on a nine-play, 60 yard drive culminating on that winning TD pass to Thigpen with 1:15 left ... In that drive, Tannehill was 6-of-8 for 66 yards and one TD, including converting a fourth-and-five on the Dolphin 45-yard line with a six-yard pass to Charles Clay to keep the drive alive ... It was Tannehill's fourth fourth-quarter comeback this season and the fifth of his career ...

AT BUFFALO (DEC. 22): Was 10-of-27 for 82 yards with no touchdowns or interceptions ... Suffered a knee injury in the fourth quarter that forced him out of the game but he did return later in the contest ...

VS. N.Y. JETS (DEC. 29): Was 20-of-40 for 204 yards with one touchdown and three interceptions ... His touchdown came on a five-yard TD pass to Mike Wallace ...

2012 - Started all 16 games ... Finished 282-of-484 for 3,294 yards with 12 touchdowns and 13 interceptions for a rating of 76.1 ... Added 49 carries for 211 yards and two TDs ...

ALL-TIME NFL SINGLE-GAME ROOKIE PASSING LEADERS: Tannehill's 431 yards at Arizona (9/30) are the third-most yards passing by a rookie in NFL history, behind fellow rookie quarterbacks Andrew Luck (Indianapolis), who had 433 yards passing on Nov. 4, 2012 vs. Miami and Cam Newton (Carolina), who had 432 yards passing on Sept. 18, 2011 vs. Green Bay ...

MOST SINGLE-GAME PASSING YARDS BY ROOKIE NFL QUARTERBACKS

PLAYER	TEAM	DATE, OPPONENT	YARDS
1. Andrew Luck	Indianapolis	11/4/12 vs. Miami	433
2. Cam Newton	Carolina	9/18/11 vs. Green Bay	432
3. RYAN TANNEHILL	MIAMI	9/30/12 AT ARIZONA	431
4. Cam Newton	Carolina	9/11/11 at Arizona	422
Matthew Stafford	Detroit	11/22/09 vs. Cleveland	422

400-YARD GAMES: Tannehill had one 400-yard passing game (431 yards at Arizona (9/30)) ... It is the most yards passing by a rookie in Dolphins history, breaking the former record of 322 yards, set by Dan Marino as a rookie on October 9, 1983 vs. the Buffalo Bills ... He became only the sixth quarterback in Dolphins history to throw for 400 or more yards in a game (Dan Marino – 15 times; Tannehill, Chad Henne, Joey Harrington, David Woodley and Don Strock – once each) ... In addition, his 431 yards is tied for the sixth-highest single-game total in Dolphins history:

MOST SINGLE-GAME PASSING YARDS IN DOLPHINS HISTORY

PLAYER	OPP, DATE	ATT.	COMP.	YARDS
1. Dan Marino	vs. Jets, 10/23/88	60	35	521
2. Dan Marino	vs. N.E., 9/4/94	42	23	473
3. Dan Marino	vs. L.A. Rams, 12/2/84	57	35	470
4. Dan Marino	at Cin., 10/1/95	48	33	450
5. Dan Marino	at Jets, 9/21/86	50	30	448
6. RYAN TANNEHILL	AT ARI., 9/30/12	41	26	431
Dan Marino	at Minn., 9/25/94	54	29	431

DOLPHINS ROOKIE SEASON RECORDS: Tannehill set Dolphins' rookie single-season passing records with 484 attempts, 282 completions and 3,294 passing yards ... On Nov. 25, 2012 vs. Seattle, he broke Dan Marino's rookie mark of 2,210 yards passing which he had set in 1983:

ALL-TIME DOLPHINS ROOKIE SEASON PASSING LEADERS

PASS COMPLETIONS			PASS ATTEMPTS			PASSING YARDS		
PLAYER	YEAR	CMP.	PLAYER	YEAR	ATT.	PLAYER	YEAR	YDS
R. TANNEHILL	2012	282	R. TANNEHILL	2012	484	R. TANNEHILL	2012	3,294
D. Woodley	1980	176	B. Griese	1967	331	D. Marino	1983	2,210
D. Marino	1983	173	D. Woodley	1980	327	B. Griese	1967	2,005
B. Griese	1967	166	D. Marino	1983	296	D. Woodley	1980	1,850

In addition, Tannehill's completion percentage of 58.3 percent is the second highest by a Dolphins rookie quarterback (behind Marino's 58.4 percent in 1983) ... His quarterback rating of 76.1 is also the second highest rating by a Dolphins rookie quarterback, surpassed only by Marino's 96.0 rating in 1983 ...

CONSECUTIVE ATTEMPTS WITHOUT AN INTERCEPTION: Had a stretch of 140 consecutive pass attempts, covering four-plus games, without throwing an interception ... It covered his last 22 attempts vs. Seattle (11/25), the next four games thereafter, and his first three pass attempts at New England (12/30) before being picked off by the Patriots' Steve Gregory ... Had a stretch of four-plus games, starting at Cincinnati (10/7) through the beginning of the second quarter vs. Tennessee (11/11) when he was intercepted by the Titans' Colin McCarthy without throwing an interception, going 107 attempts dating back to his last interception, in overtime at Arizona (9/30) ...

OCTOBER: In Miami's three games in the month of October, Tannehill went 40-60 (66.7 percent) for 426 yards with two touchdowns and no interceptions for a rating of 98.3 and the Dolphins went 3-0 in those contests ... He became the first rookie quarterback in Dolphins history not to throw an interception in any single month (minimum three games played) ...

GAME HIGHLIGHTS – AT HOUSTON (SEPT. 9): Made his NFL debut in a start and was 20-of-36 for 219 yards with no touchdowns and three interceptions ... He became the first rookie quarterback in Dolphins history to start a season opener ... His first NFL completion came on his first career attempt, a ten-yard completion to Davone Bess on the second play from scrimmage in the game ...

VS. OAKLAND (SEPT. 16): Was 18-of-30 for 200 yards with one touchdown and no INTs for a rating of 91.0 ... Also had three rushes for 14 yards and one touchdown ... It was his victory as an NFL starter ... Scored his first NFL touchdown on the ground with a two-yard run with 9:19 remaining in the first quarter ... Threw his first career touchdown pass in the NFL with a 14-yard pass to Anthony Fasano with 11:45 remaining in the fourth quarter ...

VS. N.Y. JETS (SEPT. 23): Was 16-of-36 for 196 yards with no touchdowns and one interception, by the Jets' LaRon Landry that he returned 18-yards for a touchdown ... With the Jets leading 20-17 with 2:52 left in regulation, Tannehill drove the Dolphins to a game-tying field goal with 21 seconds left to send the game into overtime ...

AT ARIZONA (SEPT. 30): Was 26-of-41 for 431 yards with one touchdown and two interceptions ... His touchdown came on an 80-yard scoring pass to Brian Hartline, which was tied for the fourth longest completion in Dolphins history ... Tannehill's 26 completions were the most ever by a Dolphins rookie in team history, surpassing the previous mark of 25 completions by Dan Marino in his rookie season on Oct. 30, 1983 vs. the L.A. Rams ... His 431 passing yards is a Dolphins' single-game rookie record and is tied for sixth-highest single-game passing yardage total in Dolphins history ... In addition, it is the third-highest single-game passing yardage total by a rookie in NFL history ... It was his first career 400-yard and 300-yard passing game ...

AT CINCINNATI (OCT. 7): Was 17-of-26 for 223 yards with no touchdowns or interceptions for a quarterback rating of 92.3 ...

VS. ST. LOUIS (OCT. 14): Was 21-of-29 for 185 yards with two touchdowns and no interceptions for a rating of 112.0 ... His touchdown passes came on a 29-yard pass to Marlon Moore and a one-yard toss to Anthony Fasano ... It was Tannehill's first career game of two or more touchdown passes ... Tannehill's QB rating of 112.0 marked the first time in his career he had a QB rating over 100.0 in a game ...

AT N.Y. JETS (OCT. 28): Was 2-of-5 for 18 yards before suffering an injury to his left quad and his left knee midway through the first quarter that sidelined him for the remainder of the game ...

AT INDIANAPOLIS (NOV. 4): Was 22-of-38 for 290 yards with one touchdown and no interceptions for a rating of 90.9 ... His touchdown came on a 31-yard pass to Charles Clay ... Threw for 151 yards in the first half of the game when he had a passer rating of 132.4 (10-of-14 for 151 yards with one touchdown and no interceptions) ...

AT BUFFALO (NOV. 15): Was 14-of-28 for 141 yards with one touchdown and two interceptions ... His touchdown came on a two-yard pass to Davone Bess ...

VS. SEATTLE (NOV. 25): Was 18-of-26 for 253 yards with one touchdown and one interception for a rating of 97.1 ... He also added four carries for 33 yards, including a 19-yard run ... His touchdown pass came on a 29-yard toss to Charles Clay with 5:13 left in the game to bring the Dolphins back from a 21-14 deficit to a 21-21 tie in a contest they went on to win 24-21 with Dan Carpenter's 43-yard field goal on the game's final play ... Tannehill began the fourth quarter with a 14-7 deficit and went 7-of-9 for 156 yards with one touchdown and no interceptions in that quarter, a rating of 155.8, to lead the Dolphins to their comeback win ... It was the first fourth-quarter comeback win of his NFL career ... With the Dolphins trailing 14-7 with 12:03 left in the game, he led the team on an 82-yard touchdown drive to tie the score at 14-14 ... With 7:54 left in the game and the Dolphins trailing 21-14, he led the team on an

80-yard touchdown drive to tie the score at 21-21 ... With 1:32 left in the game and the score tied at 21-21, he led the Dolphins on a 65-yard drive that culminated with Carpenter's game-winning field goal ...

VS. NEW ENGLAND (DEC. 2): Was 13-of-29 for 186 yards with no touchdowns or interceptions ... Also had five rushes for 19 yards and one touchdown, coming on a two-yard run ...

AT SAN FRANCISCO (DEC. 9): Was 17-of-33 for 150 yards with one touchdown and no interceptions ... His touchdown came on a three-yard pass to Anthony Fasano ... He also had three carries for 25 yards ...

VS. JACKSONVILLE (DEC. 16): Was 22-of-28 for 220 yards with two touchdowns and no interceptions for a rating of 123.2 ... He also added eight carries for 52 yards, including a 30-yard run ... His TD passes came on a four-yard pass to Jorvorskie Lane and a two-yard toss to Anthony Fasano ... It was Tannehill's second career game of two or more touchdown passes ... At the time, Tannehill's completion percentage of 78.6 was the second-highest single-game completion percentage by a Dolphins rookie quarterback in team history...

SINGLE-GAME COMPLETION PERCENTAGE, ROOKIE QUARTERBACK, DOLPHINS HISTORY

(Minimum 12 Completions)				
PLAYER	OPP., DATE	ATT.	COMP.	PCT.
1. Bob Griese	vs. Jets, 10/22/67	21	17	81.0
2. RYAN TANNEHILL	VS. JACK., 12/16/12	28	22	78.6
3. RYAN TANNEHILL	VS. ST.L., 10/14/12	29	21	72.4
4. David Woodley	vs. S.F., 11/16/80	25	18	72.0
5. Dan Marino	vs. Balt., 11/20/83	21	14	66.7
6. Dan Marino	vs. L.A. Rams, 10/30/83	38	25	65.8

Tannehill's QB rating of 123.2 at the time was the highest QB rating of his career ... It also was the second time in his career he had a QB rating over 100.00 in a game ... It was the second-highest single-game QB rating by a Dolphins rookie quarterback, surpassed only by Dan Marino's 126.4 rating on Oct. 23, 1983 at Baltimore ...

VS. BUFFALO (DEC. 23): Was 13-of-25 for 130 yards with two touchdowns and no interceptions for a rating of 93.8 ... His two touchdown passes came on 17-yard and 12-yard tosses to Reggie Bush ... It was Tannehill's third career game of two or more touchdown passes ... In the contest he went over 3,000 yards passing for the season, becoming the first Dolphins' rookie quarterback to reach that plateau ... Tannehill also had six carries for 44 yards, including a long run of 31 yards ... At the time his 31-yard run was a career-long rush and was the second longest run by a Dolphins quarterback in team history, surpassed only by Pat White's 33-yard run on Nov. 8, 2009 vs. New England ...

AT NEW ENGLAND (DEC. 30): Was 20-of-35 for 245 yards, no touchdowns and one interception ... With his start in that game he became the Dolphins' first rookie quarterback to start all of the team's games in his initial season.

COLLEGE

Played in 50 games with 25 starts (six at receiver and 19 at quarterback) at Texas A&M ... Saw double duty as both a quarterback and receiver in five games ... Finished with passing totals of 484 completions of 774 attempts (62.5-pct.) for 5,450 passing yards with 42 touchdown passes and 21 interceptions ... Added 112 receptions for 1,596 receiving yards and 10 touchdowns as a receiver ... Was a three-time first-team Academic All-Big Twelve Conference ... Started all 13 games as a senior at quarterback in 2011 ... Completed 327-of-531 passes for 3,744 yards with 29 touchdown passes and 15 interceptions ... Threw for more than 300 yards seven times, including one 400-yard effort ... Earned honorable mention All-American honors ... Was a finalist for the Johnny Unitas Golden Arm Award and a semi-finalist for the Davey O'Brien Award ... Named as a finalist for the 2011 William V. Campbell Trophy, which is given annually to the best scholar-athlete in the nation ... Played in all 13 games as a junior in 2010 ... Had six starts at quarterback ... Saw action at receiver for first seven games of season ... Recorded 11 receptions for 143 yards (13.0 avg.) and one touchdown ... Took over starting quarterback duties for the final six contests, guiding the team to a 5-1 record ... Completed 152-of-234 attempts for 1,638 yards, 13 touchdowns and six interceptions ... Also gained 76 rushing yards on 51 carries and one touchdown ... Named to the ESPN Academic All-District team and the Academic All-Big Twelve squad ... Threw for 449 yards on 36-of-50

passing against Texas Tech in his first career start at quarterback ... Played in 13 games at receiver as a sophomore in 2009 ... Named as an honorable mention All-Big Twelve selection ... Recorded 46 receptions for 609 yards (13.2 avg.) and four touchdowns ... In all, 36 of his 46 catches (78.2 percent) were good for a first down or a touchdown ... Also completed four of eight passes for 60 yards ... Played in 11 games with six starts as a redshirt freshman ... Voted school's offensive MVP by his teammates ... Earned honorable-mention Freshman All-American accolades from College Football News ... Was also honored as a first-team Academic All Big Twelve Conference pick ... Started the season battling for the starting quarterback spot but switched to receiver after fall camp ... Set school's freshman records with 55 receptions for 844 yards (15.3-avg.) and five touchdowns ... Had 15 catches of 20-plus yards ... Of his 55 receptions, 35 resulted in a first down ... Caught 12 passes for 210 yards and a touchdown vs. Kansas State ... Had five receptions for 104 yards and a touchdown vs. Texas Tech ... Redshirted as a freshman in 2007 ... Earned B.S. in biology in May, 2011.

PERSONAL

Married (Lauren) ... Attended Big Spring (Texas) High School ... Saw action at defensive back, punter, receiver and quarterback ... Led the school to the playoffs as a junior and senior, as he threw for 1,258 yards, ran for 617 more and added 62 yards on three catches ... Also handled punting chores, recording a 39.2-yard average, including a career-long 84-yarder ... Also lettered in basketball, baseball, golf and track and field ... Ryan and Lauren founded Tannehill's A.C.E.S. (Achieving Community Education Success) program consisting of 17 sophomores from American Senior High School and focuses on rewarding the participating students who strive for good grades and take on an active role in their community ... The Tannehills spend time with the group by hosting monthly events which reward the students with fun and also take them out into the community to give back ... Participated in the Miami Dolphins "All-Community Team" program under the group name "Tannehill's A.C.E.S" ... As part of the program, he purchased tickets, food vouchers, T-shirts and parking to each of the team's regular season home games and donated them to a charitable organization ... Has hosted the Citi Ryan Tannehill Football ProCamp each of the past three offseasons ... His father, Tim, played football at Texas Tech from 1985-87 ... Lists "Breaking Bad" as his favorite television show ... Enjoys fishing and playing golf in spare time ... Worked with local schools in Dolphins' Dave & Buster's, kite flying and go-karting events ... Participated in the Miami Dolphins Foundation's Fins Weekend events ... Donated time and money for the team's annual holiday meal and toy giveaways ... Plans to attend medical school with the career goal of becoming an orthopedic surgeon ... Full name is Ryan Timothy Tannehill, born July 27, 1988 in Lubbock, Texas.

RYAN TANNEHILL'S NFL REGULAR SEASON PASSING STATISTICS														
YEAR	TEAM	GP	GS	ATT.	CMP.	PCT.	YDS		TD	INT.	LG	YDS		
							YDS	ATT.				SK	LST	RATE
2012	Miami	16	16	484	282	58.3	3,294	6.8	12	13	80t	35	234	76.1
2013	Miami	16	16	588	355	60.4	3,913	6.7	24	17	67	58	399	81.7
2014	Miami	16	16	590	392	56.3	4,045	6.9	27	12	50	46	337	92.8
CAREER TOTALS		48	48	1,662	1,029	61.9	11,252	6.8	63	42	80t	139	970	84.0

Career Regular Season Record As A Starter: 7-9 in 2012; 8-8 in 2013; 8-8 in 2014 for total of 23-25.

RYAN TANNEHILL'S NFL REGULAR SEASON RUSHING STATISTICS						
YEAR	TEAM	NO.	YDS.	AVG.	LG	TD
2012	Miami	49	211	4.3	31	2
2013	Miami	40	238	6.0	48	1
2014	Miami	56	311	5.6	40	1
CAREER TOTALS		145	760	5.2	48	4

SINGLE-GAME HIGHS

- Pass Attempts:
- 49

at Buffalo, 9/14/14
- 47

at New England, 12/14/14
- 47

vs. Minnesota, 12/21/14
- 43

at N.Y. Jets, 12/1/13
- 43

vs. Kansas City, 9/21/14

Pass Completions:	35 vs. Minnesota, 12/21/14
	31 at Buffalo, 9/14/14
	29 at New England, 12/14/14
	28 vs. Carolina, 11/24/13
	28 at N.Y. Jets, 12/1/13
Yards Passing:	431 at Arizona, 9/30/12
	396 vs. Minnesota, 12/21/14
	346 at New England, 12/14/14
	331 at N.Y. Jets, 12/1/13
	319 at Indianapolis, 9/15/13
TD Passes:	4 vs. Minnesota, 12/21/14
	3 vs. Buffalo, 10/20/13
	3 at Pittsburgh, 12/8/13
	3 vs. New England, 12/15/13
	3 vs. San Diego, 11/2/14
	3 at Denver, 11/23/14
Long Passes:	80t at Arizona, 9/30/12
	67 at Indianapolis, 9/15/13
	57 at Arizona, 9/30/12
	57 vs. Carolina, 11/24/13
	53t vs. Carolina, 11/24/13
Completion Percentage:	78.6 vs. Jacksonville, 12/16/12 (22 of 28)
	78.1 at Chicago, 10/19/14 (25 of 32)
	76.5 vs. Buffalo, 11/13/14 (256 of 34)
	74.5 vs. Minnesota, 12/21/14 (35 of 47)
	74.2 at Oakland in London, 9/28/14 (23 of 31)
Passer Rating:	125.6 vs. San Diego, 11/2/14
	123.6 at Chicago, 10/19/14
	123.2 vs. Jacksonville, 12/16/12
	120.6 vs. New England, 12/15/13
	118.8 vs. Minnesota, 12/21/14
Rush Attempts:	8 vs. Jacksonville, 12/16/12
	6 vs. Buffalo, 12/23/12
	6 at Chicago, 10/19/14
	6 vs. Minnesota, 12/21/14
	5 Four times (last: at Jacksonville, 10/26/14)
Rushing Yards:	56 at Pittsburgh, 12/8/13
	52 vs. Jacksonville, 12/16/12
	49 vs. Green Bay, 10/12/14
	48 at New Orleans, 9/30/13
	48 at Chicago, 10/19/14
	48 at Jacksonville, 10/26/14
Long Run:	48 at Pittsburgh, 12/8/13
	40 vs. Green Bay, 10/12/14
	31 vs. Buffalo, 12/23/12
	30 vs. Jacksonville, 12/16/12
	30 at Chicago, 10/19/14
	30 at Jacksonville, 10/26/14
Rushing TDs:	1 vs. Oakland, 9/16/12
	1 vs. New England, 12/2/12
	1 vs. Cincinnati, 10/31/13
	1 at Denver, 11/23/14

2012 GAME-BY-GAME STATISTICS

DATE	OPPONENT	P/S	PASSING								RUSHING				W/L	SCORE
			ATT	CMP	YDS	PCT	TD	INT	LG	TKLD	ATT	YDS	LG	TD		
9/9	at Houston	1/1	36	20	219	55.6	0	3	34	2/20	3	-4	0	0	L	10-30
9/16	OAKLAND	1/1	30	18	200	60.0	1	0	25	1/11	3	14	13	1	W	35-13
9/23	N.Y. JETS	1/1	36	16	196	44.4	0	1	41	0/0	3	3	5	0	L	20-23*
9/30	at Arizona	1/1	41	26	431	63.4	1	2	80t	4/37	1	0	0	0	L	21-24*
10/7	at Cincinnati	1/1	26	17	223	65.4	0	0	30	2/12	4	-4	-1	0	W	17-13
10/14	ST. LOUIS	1/1	29	21	185	72.4	2	0	29t	3/29	4	16	10	0	W	17-14
10/28	at N.Y. Jets	1/1	5	2	18	40.0	0	0	12	1/9	0	0	0	0	W	30-9
11/4	at Indianapolis	1/1	38	22	290	57.9	1	0	35	2/9	1	-1	-1	0	L	20-23
11/11	TENNESSEE	1/1	39	23	217	59.0	0	3	17	1/8	1	-1	-1	0	L	3-37
11/15	at Buffalo	1/1	28	14	141	50.0	1	2	19	3/17	1	7	7	0	L	14-19
11/25	SEATTLE	1/1	26	18	253	69.2	1	1	39	1/7	4	33	19	0	W	24-21
12/2	NEW ENGLAND	1/1	29	13	186	44.8	0	0	28	3/10	5	19	9	1	L	16-23
12/9	at San Francisco	1/1	33	17	150	51.5	1	0	28	2/17	3	25	20	0	L	13-27
12/16	JACKSONVILLE	1/1	28	22	220	78.6	2	0	37	1/11	8	52	30	0	W	24-3
12/23	BUFFALO	1/1	25	13	130	52	2	0	30	2/11	6	44	31	0	W	24-10
12/30	at New England	1/1	35	20	235	57.1	0	1	22	7/26	2	8	8	0	L	0-28
2012 TOTALS			16/16	484	282	3294	58.3	12	13	80t 35/234	49	211	31	2		

2013 GAME-BY-GAME STATISTICS

DATE	OPPONENT	P/S	PASSING								RUSHING				W/L	SCORE
			ATT	CMP	YDS	PCT	TD	INT	LG	TKLD	ATT	YDS	LG	TD		
9/8	at Cleveland	1/1	38	24	272	63.2	1	1	34t	4/17	5	3	3	0	W	23-10
9/15	at Indianapolis	1/1	34	23	319	67.6	1	0	67	5/22	4	1	2	0	W	24-20
9/22	ATLANTA	1/1	35	24	236	68.6	2	1	21	5/41	2	7	8	0	W	27-23
9/30	at New Orleans	1/1	35	22	249	62.9	1	3	50	4/33	4	48	26	0	L	17-38
10/6	BALTIMORE	1/1	40	21	307	52.5	1	0	49	6/35	2	6	6	0	L	23-26
10/20	BUFFALO	1/1	37	19	194	51.4	3	2	46	2/21	3	5	3	0	L	21-23
10/27	at New England	1/1	42	22	192	52.4	2	2	25	6/47	1	12	12	0	L	17-27
10/31	CINCINNATI	1/1	28	20	208	71.4	0	0	40	3/20	1	1	1t	1	W	22-20*
11/11	at Tampa Bay	1/1	42	27	229	64.3	2	1	19t	2/18	1	2	2	0	L	19-22
11/17	SAN DIEGO	1/1	35	22	268	62.9	1	1	39t	4/29	4	21	10	0	W	20-16
11/24	CAROLINA	1/1	42	28	310	66.7	1	1	57	3/30	4	36	19	0	L	16-20
12/1	at N.Y. Jets	1/1	43	28	331	65.1	2	1	31t	1/3	3	22	18	0	W	23-3
12/8	at Pittsburgh	1/1	33	20	200	60.6	3	1	40	2/14	3	56	48	0	W	34-28
12/15	NEW ENGLAND	1/1	37	25	312	67.6	3	0	39t	4/23	1	-1	-1	0	W	24-20
12/22	at Buffalo	1/1	27	10	82	37.0	0	0	13	7/46	0	0	0	0	L	0-19
12/29	N.Y. JETS	1/1	40	20	204	50.0	1	3	25	0/0	2	19	20	0	L	7-20
2013 TOTALS			16/16	588	355	3913	60.4	24	17	67 58/399	40	238	48	1		

2014 GAME-BY-GAME STATISTICS

DATE	OPPONENT	P/S	PASSING								RUSHING				W/L	SCORE
			ATT	CMP	YDS	PCT	TD	INT	LG	TKLD	ATT	YDS	LG	TD		
9/7	NEW ENGLAND	1/1	32	18	178	56.3	2	1	24	1/9	3	-2	0	0	W	33-20
9/14	at Buffalo	1/1	49	31	241	63.3	1	1	18	4/31	4	11	6	0	L	10-29
9/21	KANSAS CITY	1/1	43	21	205	48.8	1	0	30	4/14	1	9	9	0	L	15-34
9/28	at Oakland	1/1	31	23	278	74.2	2	1	35	0/0	5	35	18	0	W	38-14
10/12	GREEN BAY	1/1	31	20	244	64.5	2	2	25	1/7	3	49	40	0	L	27-24
10/19	at Chicago	1/1	32	25	277	78.1	2	0	26	4/21	6	48	30	0	W	27-14
10/26	at Jacksonville	1/1	29	16	196	55.2	1	1	50	3/18	5	48	30	0	W	27-13
11/2	SAN DIEGO	1/1	34	24	288	70.6	3	0	38	0/0	4	47	22	0	W	37-0
11/9	at Detroit	1/1	38	27	201	71.1	1	1	20	3/29	2	0	3	0	L	16-20
11/13	BUFFALO	1/1	34	26	240	76.5	2	0	32	5/35	4	16	15	0	W	22-9
11/23	at Denver	1/1	36	26	228	72.2	3	1	21	1/12	4	15	8	1	L	36-39
12/1	at N.Y. Jets	1/1	35	25	235	71.4	0	1	25	2/18	4	13	10	0	W	16-13
12/7	BALTIMORE	1/1	33	23	227	69.7	1	0	27	6/41	2	6	7	0	L	13-28
12/14	at New England	1/1	47	29	346	61.7	1	2	50	4/38	3	21	15	0	L	13-41
12/21	MINNESOTA	1/1	47	35	396	74.5	4	1	41	1/13	5	1	5	0	W	37-35
12/28	N.Y. JETS	1/1	39	23	259	59.0	1	0	33	7/51	0	0	0	0	L	37-24
2014 TOTALS			16/16	590	392	4045	66.4	27	12	50 46/337	55	317	40	1		

* - Overtime



22 // CB

JAMAR
TAYLOR

HT: 5-10 // WT: 198 // BORN: 9/29/90 // COLLEGE: BOISE STATE '13
ACQUIRED: D2, 2013 // NFL: THIRD SEASON // DOLPHINS: THIRD SEASON

PRO CAREER

CAREER TRANSACTIONS: Originally a second-round draft selection (54th overall) of the Dolphins in the 2013 NFL draft.

2014 - Played in 12 games with three starts ... Was inactive for two games and dressed but did not play in one other contest ... Recorded 29 tackles on defense and two tackles on special teams ... Registered three solo tackles vs. New England (9/7) ... Posted two tackles at Buffalo (9/14) ... Made two special teams tackles at Oakland in London (9/28) ... Registered three tackles at Jacksonville (10/26) ... Had four tackles at Detroit (11/9) ... Made his first career start at cornerback vs. Buffalo (11/13), where he finished with a season-high seven solo tackles ... Started at Denver (11/23) and recorded six solo tackles before leaving the game with an injury ... Was inactive at the N.Y. Jets (12/1) and vs. Baltimore (12/7) ... Was active but did not play at New England (12/14) ... Recorded three tackles vs. Minnesota (12/21) ... Placed on injured reserve on Dec. 23 and missed remainder of season.

2013 - Played in nine games as a rookie ... Was inactive seven games ... Recorded one tackle on defense ... Added two special teams tackles ... Made his NFL debut in a reserve role on at New Orleans (9/30) and posted first career tackle.

COLLEGE

Four-year letterman (2008, 2010-12) and three-year starter at Boise State ... Played in 48 games with 35 starts ... Registered 137 tackles (93 solo), five sacks and 11 tackles for losses of 52 yards ... Added six forced fumbles, 18 passes defended and seven interceptions for 154 yards in returns ... Started all 13 games as a senior in 2012 ... Earned first-team All-Mountain West Conference honors ... Recorded 51 tackles (31 solo), 2.5 sacks and 3.5 tackles for loss ... Added three forced fumbles and nine passes defended ... Ranked fourth in the conference and led the team with four interceptions for 54 yards in returns ... Led secondary that finished fifth nationally in pass defense (169.5 ypg) ... Started nine games as a junior in 2011 ... Missed four contests with a stress fracture in his leg ... Recorded 27 tackles (18 solo), a half sack, two interceptions and six passes defended ... Scored on a 100-yard interception return for a touchdown vs. Arizona State in MAACO Las Vegas Bowl ... Started all 12 games at left cornerback as a redshirt sophomore in 2010 ... Recorded 35 tackles (27 solo), two sacks and 3.5 stops for losses of 13 yards ... Also forced three fumbles ... Was forced to redshirt in 2009 with a knee injury ... Played in all 14 games with one start as a true freshman in 2008 ... Named to the WAC All-Academic team ... Recorded 24 tackles (17 solo) with two stops for loss ... Also had one interception and a pass defended ... Graduated in May, 2012 with a 3.5 grade point average and a degree in communications ... Currently taking classes toward a master's in kinesiology.

PERSONAL

Attended Helix High School in La Mesa, Calif ... Finished his career with a total of 155 tackles, 19 pass deflections, nine interceptions, four fumble recoveries and four forced fumbles ... Earned All-CIF and All-East County League honors in each of his final two seasons ... Posted

50 tackles, four interceptions, three pass deflections, one forced fumble and one fumble recovery as a senior ... Named East County League Defensive Most Valuable Player and selected to the San Diego All-Academic Team in 2007 ... Became a starter as a sophomore ... Recorded 40 tackles, five passes defended, two interceptions and one fumble recovery ... Graduated with a 3.6 core grade point average ... Lists "Friday" as favorite movie, "Jesus Is" as favorite book and Young Jeezy as favorite recording artist ... Volunteered at the Dolphins' team service project at Dave & Buster's ... Full name is Jamar Andrew Taylor, born Sept. 29, 1990 in San Diego, Calif.

JAMAR TAYLOR'S NFL REGULAR SEASON STATISTICS																
YEAR TEAM		GP GS		TACKLES					INTERCEPTIONS					FUMBLES		
				TOT	SOLO	ASST	SK	YDS	NO	YDS	LG	TD	PD	FF	FR	YDS
2013	Miami	9	0	1	1	0	0.0	0.0	0	0	–	0	0	0	0	0
2014	Miami	12	3	29	29	0	0.0	0.0	0	0	–	0	0	0	0	0
NFL TOTALS		21	3	30	29	0	0.0	0.0	0	0	–	0	0	0	0	0

ADDITIONAL STATISTICS

Special Teams Tackles: 2 in 2013, 2 in 2014 for total of 4.



63 // G

DALLAS
THOMAS

HT: 6-5 // WT: 315 // BORN: 10/30/89 // COLLEGE: TENNESSEE '13
ACQUIRED: D3A, 2013 // NFL: THIRD SEASON // DOLPHINS: THIRD SEASON

PRO CAREER

CAREER TRANSACTIONS: Originally a third-round draft selection (77th overall) of the Dolphins in the 2013 NFL draft.

2014 - Played in 14 games with nine starts ... Was inactive for two games ... Made two starts at right guard, two at left guard and five at right tackle ... Was part of an offensive line that produced 361 first downs for the season, tied for the second-most in a season in franchise history ... Helped RB Lamar Miller surpass the 1,000-yard rushing mark (1,099) for the first time in his career, and protected QB Ryan Tannehill on his way to throwing for 4,045 passing yards (most since Dan Marino's 4,453 in 1994) ... It marked the first time in franchise history that the team had a 1,000-yard rusher and 4,000-yard passer in a season ... Started at right guard vs. Kansas City (9/21) and blocked for an offense that averaged 7.05 yards per carry (20 rushes for 141 yards), tied for the 10th-highest single-game average in team history ... Started at right guard at Oakland in London (9/28), helping the offense churn out 284 first half yards, the most by a Miami offense since Oct. 23, 2000 when the team gained 299 vs. the N.Y. Jets ... Started at left guard in 37-0 shutout of San Diego (11/2) and helped the Dolphins offense amass 441 net yards, Tannehill set a career-best 125.6 passer rating and three TD passes, all while giving up no sacks on the day ... Started at left guard at Detroit (11/9) ... Switched to right tackle after T Branden Albert left the game in the second quarter with a knee injury and T Ja'Wuan James moved to left tackle ... Started at right tackle vs. Buffalo (11/13) ... Started at right tackle at Denver (11/24) and helped protect Tannehill on his way to throwing three touchdowns ... Was inactive for games vs. Minnesota (12/21) and vs. the N.Y. Jets (12/28).

2013 - Played in six games as a rookie ... Dressed but did not play once and was inactive for nine games ... Was inactive for the first nine games of the season ... Made his Dolphins debut in a reserve role vs. San Diego (11/17).

COLLEGE

Four-year letterman (2009-12) and three-year starter at Tennessee ... Played in 50 career games and started his final 37 games, which includes the first 25 at left tackle and the final 12 at left guard ... In 37 starts (spanning 1,296 pass plays), he was charged with just two of the 67 quarterback sacks given up by the Volunteers ... Started all 12 games at left guard as a senior in 2012 ... Earned "Fourth Quarter Award" from team in Spring 2012 for adding intangible values to team ... Helped offense average 475.9 yards per game (20th in NCAA), 315.6 yards of passing offense (15th in NCAA), just eight sacks allowed (0.67 per game/fourth in NCAA) ... Aided offense to school-record 718 yards vs. Troy ... Started all 12 games at left tackle as a junior in 2011 ... Part of offensive line that allowed just 18 sacks (1.5 per game), third-fewest in SEC ... Started all 13 games at left tackle as a sophomore in 2010 ... Earned "Harvey Robinson Award" as Tennessee's offensive surprise player of the 2010 spring practice period ... Assisted in running back Tauren Poole's efforts to tie for the SEC lead with six 100-yard rushing games ... Played in all 13 games as a redshirt freshman in 2009 ... Worked exclusively with field-goal and extra-point units ... Redshirted as a true freshman in 2008 ... Majored in sociology.

PERSONAL

Attended Scotlandville High School in Baton Rouge, La. ... Named Class 4A All-State and All-District during his senior season ... Led the state of Louisiana with a blocking consistency mark of 98-percent ... Earned all-state honors as a junior in 2006 ... Did not allow a sack ... Led the district and Class 4A offensive linemen with a 92-percent grade for blocking consistency ... Lists "Friday" as favorite movie ... Volunteered at the Dolphins' team service project at Dave & Buster's ... Full name is Dallas Treymell Thomas, born October 30, 1989 in Baton Rouge, La.

DALLAS THOMAS' NFL REGULAR SEASON STATISTICS

GAMES/STARTS: 2013: 6/0, 2014: 14/9 **NFL TOTAL:** 20/9



31 // S

MICHAEL
THOMAS

HT: 5-11 // WT: 201 // BORN: 3/17/90 // COLLEGE: STANFORD '12
ACQUIRED: FA, 2013 // NFL: THIRD SEASON // DOLPHINS: THIRD SEASON

PRO CAREER

CAREER TRANSACTIONS: Signed by the Dolphins off of San Francisco's practice squad on December 10, 2013 ... Signed by San Francisco to its practice squad on September 3, 2013 ... Waived by San Francisco on August 31, 2013 ... Signed by San Francisco to its active roster on February 11, 2013 ... Signed by San Francisco to its practice squad on September 1, 2012 ... Waived by San Francisco on August 31, 2012 ... Signed by San Francisco as an undrafted college free agent on May 4, 2012.

2014 - Played in eight games with two starts ... Recorded eight tackles (six solo) on defense and nine tackles on special teams ... Registered two special teams tackles vs. New England (9/7) ... Made his first career start at Buffalo (9/14) and posted three tackles ... Made two special teams tackles vs. Kansas City (9/21) ... Recorded one solo tackle at Oakland in London (9/28) and added two special teams tackles ... Started at nickel corner and recorded one tackle at Chicago (10/19) ... Recovered a first quarter field goal that was blocked by DE Olivier Vernon and ran it back for 18 yards at Jacksonville (10/26) ... Also added two tackles and special teams stop ... Recorded one solo tackle and two special teams stops vs. San Diego (11/2) ... Placed on injured reserve on Nov. 3 and missed the remainder of the season.

2013 - Played in three games with the Dolphins ... Recorded two tackles and an interception on defense ... Added one tackle on special teams ... Spent the first 14 weeks of the season on the 49ers practice squad ... Signed by the Dolphins off of San Francisco's practice squad on December 10 ... Made NFL debut vs. New England (12/15) and saw extensive playing time in the fourth quarter following injuries to cornerbacks Nolan Carroll and Brent Grimes ... With the Dolphins protecting a 24-20 lead with 27 seconds left in the game and the Patriots on the Dolphins' 19-yard line, Thomas broke up a Tom Brady pass on first down in the end zone that was intended for Danny Amendola ... On fourth-and-five on Miami's 14-yard line with seven seconds left in regulation time, Thomas intercepted a pass in the end zone intended for Austin Collie to preserve the Dolphins' victory...

HONORS: Thomas was named as AFC Defensive Player of the Week for Week 15 of the season for his efforts vs. New England (12/15) ... He was playing in his first career NFL game after being signed off the San Francisco 49er's practice squad five days earlier on December 10 ... With the Dolphins protecting a 24-20 lead with 27 seconds left in the game and the Patriots on the Dolphins' 19-yard line, Thomas broke up a Tom Brady pass on first down in the end zone that was intended for Danny Amendola ... On fourth-and-five on Miami's 14-yard line with seven seconds left in the game, Thomas intercepted a pass in the end zone intended for Austin Collie to preserve the Dolphins' victory ... It marked the second time in team history a Dolphins player received an AFC Player of the Week award for his performance in his first career NFL game ... Following the 1996 season opener vs. New England on September 1, rookie running back Kareem Abdul-Jabbar was named AFC Offensive Player of the Week when he rushed for 115 yards on 26 carries with one touchdown in his first career NFL game to help the Dolphins to a 24-10 victory ... Thomas' award was the first time Dolphins defensive back won the AFC Defensive Player of the Week since Lance Schulters won it in Week 3 of the 2005 season.

2012 - Spent the entire season on San Francisco's practice squad.

COLLEGE

Four-year letterman at Stanford (2008-11) ... Played in 51 career games with 24 starts ... Recorded career totals of 189 tackles, 30 passes defended, 12.5 tackles for loss, five interceptions, three forced fumbles, two fumble recoveries and 2.5 sacks.

PERSONAL

Attended Nimitz High School, in Houston, Texas ... Born on March 17, 1990.

MICHAEL THOMAS' NFL REGULAR SEASON STATISTICS																			
YEAR TEAM		GP GS		TACKLES					INTERCEPTIONS					FUMBLES					
				TOT	SOLO	ASST	SK	YDS	NO	YDS	LG	TD	PD	FF	FR	YDS			
2012	San Francisco			PRACTICE SQUAD															
2013	Miami	3	0	2	2	0	0.0	0.0	1	0	0	0	2	0	0	0			
2014	Miami	8	2	8	6	2	0.0	0.0	0	0	0	0	0	0	0	0			
NFL TOTALS		11	2	10	8	2	0.0	0.0	1	0	-	0	2	0	0	0			

ADDITIONAL STATISTICS

Special Teams Tackles: 1 in 2013, 9 in 2014 for total of 10.



57 // LB

JORDAN
TRIPP

HT: 6-3 // WT: 244 // BORN: 4/3/91 // COLLEGE: MONTANA '14
ACQUIRED: D5B, 2014 // NFL: SECOND SEASON // DOLPHINS: SECOND SEASON

PRO CAREER

CAREER TRANSACTIONS: Originally a fifth-round draft selection (171st overall) of the Dolphins in the 2014 NFL draft.

2014 - Played in 13 games as a rookie ... Saw primary action on special teams ... Recorded one solo tackle and two special teams tackles ... Was inactive for first three games of the season vs. New England (9/7), at Buffalo (9/14) and vs. Kansas City (9/21) ... Made his NFL debut at Oakland in London (9/28) and recorded one solo tackle.

COLLEGE

Five-year letterman (2009-13) and two-year starter at Montana ... Played in 54 career games with 36 starts ... Recorded career totals of 335 tackles (115 solo) with 11 sacks, five forced fumbles, 29.5 stops for losses and four quarterback pressures ... Added five interceptions for 94 yards and a touchdown and deflected eight other passes ... Registered 10 fumble recoveries with three TDs ... Started all 13 games at weakside linebacker as a senior in 2013 ... Consensus All-American and All-Big Sky Conference selection ... Was the first defensive player in school history to compete in the Senior Bowl ... Team co-captain ... Voted the recipient of school's Pat Norwood Award for Most Inspirational Player ... Recorded a career-high 100 tackles (41 solo), added two sacks and 5.5 stops for losses ... Also blocked a kick, deflected two passes and intercepted three others for 14 yards in returns ... Had three fumble recoveries with one returned for a TD ... Played in and started 11 games at weakside linebacker as a redshirt junior in 2012 ... Garnered first-team All-Big Sky Conference accolades ... Recipient of school's Tony Barbour Award for player who "best exemplifies the values and work ethic of Grizzly football" ... Chosen to wear school's legacy number 37 (a tradition that started in 1987) ... Recorded 95 tackles (26 solo), 5.5 sacks and two quarterback pressures ... Added 13.5 tackles for losses, four forced fumbles and a fumble recovery, which he returned for a touchdown ... Started the first three games at strongside linebacker as a junior in 2011 ... Recorded 18 tackles (six solo) with a fumble recovery and 1.5 tackles for loss ... Injured his shoulder vs. Eastern Washington ... Did not play the rest of the year ... Granted a medical redshirt ... Played in 11 games with nine starts as a sophomore in 2010 ... Earned honorable mention All-Big Sky Conference honors in his first season as a starter ... Recorded 99 tackles (36 solo), nine tackles for losses and 3.5 sacks ... Also recovered three fumbles and deflected three passes ... Played in all 14 games as a freshman in 2009 ... Recorded 23 tackles (six solo) with a pair of fumble recoveries ... Majored in business management.

PERSONAL


Attended Sky High School in Missoula, Mt ... Recorded 72 tackles with 12 sacks as a senior ... Named as a Class AA All-State and All-Conference selection as a senior ... Also lettered in track ... Was a third-generation football player at Montana as his father, Bryan, lettered from 1989-90, and grandfather, Gene, Jr., lettered from 1963-64 ... Born April 3, 1991.

JORDAN TRIPP'S NFL REGULAR SEASON STATISTICS

YEAR	TEAM	GP	GS	TACKLES						INTERCEPTIONS						FUMBLES		
				TOT	SOLO	ASST	SK	YDS		NO	YDS	LG	TD	PD		FF	FR	YDS
2014	Miami	13	0	1	1	0	0.0	0.0		0	0	0	0	0		0	0	0

ADDITIONAL STATS

Special Teams Tackles: 2 in 2014.



77 // G

BILLY

TURNER

HT: 6-5 // WT: 302 // BORN: 10/17/91 // COLLEGE: NORTH DAKOTA STATE '14

ACQUIRED: D3, 2014 // NFL: SECOND SEASON // DOLPHINS: SECOND SEASON

PRO CAREER

CAREER TRANSACTIONS: Originally a third-round draft selection (67th overall) of the Dolphins in the 2014 NFL draft.

2014 - Played in two games as a rookie ... Was inactive for the first 14 games ... Made his NFL debut vs. Minnesota (12/21) ... Played vs. the N.Y. Jets (12/28).

COLLEGE

Four-year starter at North Dakota State (2010-13) ... Played in 57 career games with 56 starts in career ... Two-time consensus All-American ... Starter on team which won three straight NCAA Division I FCS national championships ... Started all 15 starts games at left tackle as a senior in 2013 ... Named first team All-America by The Sports Network, Associated Press, Walter Camp, AFCA and the FCS Athletic Directors Association ... Also earned first-team All-Missouri Valley Football Conference honors ... Did not allow a quarterback sack ... Graded out at 90 percent through the regular season ... Part of a running attack that had two 1,000-yard rushers for the third straight season ... Started all 15 games as a junior in 2012 ... Named first-team All-America from The Sports Network, Associated Press, Walter Camp, College Sporting News and College Sports Journal ... School led the conference in scoring (31.4 avg/g) and rushing offense (178.0 avg/g) and had two running backs reach 1,000 yards ... Started all 14 games as a sophomore in 2011 ... Anchored line which tied for 4th nationally in red zone offense, converting 51 of 56 chances at 91 percent including 39 touchdowns ... Played in 13 games with 12 starts as a freshman in 2010 ... Majored in communications.

PERSONAL

Attended Mounds View High School in Arden Hills, Minn ... School compiled a 26-8 record and won section titles and advanced to state playoffs all three years during career ... Also pitched and played first base for baseball team ... Father, Maurice, was a 12th-round draft choice of the Minnesota Vikings in 1983 and played five years in the NFL (Minnesota, Green Bay and N.Y. Jets) ... Brother, Maurice, played wide receiver at Northern Iowa ... Brother, Bryan Kehl, was a fourth-round draft choice of the N.Y. Giants in 2008 and played with Giants, St. Louis, Kansas City and Washington ... Full name is Billy Turner, born October 17, 1991.

BILLY TURNER'S NFL REGULAR SEASON STATISTICS

GAMES/STARTS: 2014: 2/0



50 // DE OLIVIER VERNON

HT: 6-2 // WT: 275 // BORN: 10/7/90 // COLLEGE: MIAMI (FLA.) '13
ACQUIRED: D3A, 2012 // NFL: FOURTH SEASON // DOLPHINS: FOURTH SEASON

PRO CAREER

CAREER TRANSACTIONS: Originally a third-round selection (72nd overall) of the Dolphins in the 2012 NFL draft.

2014 - Started all 16 games ... It marked the first time in his NFL career that he started all 16 games ... Recorded 46 tackles (31 solo), 6.5 sacks, two forced fumbles and a blocked field goal ... Registered three tackles, one sack, one tackle for loss and two quarterback hits vs. New England (9/7) ... Posted six tackles, one tackle for loss and one quarterback hit at Buffalo (9/14) ... Recorded his second sack of the season vs. Kansas City (9/21) ... Had a sack in the second quarter of QB Aaron Rodgers for a nine yard loss vs. Green Bay (10/12), and later in the game split a sack with DE Cameron Wake ... Blocked a 48-yard field goal attempt at Jacksonville (10/26) on their opening possession ... He also recorded four tackles on defense, one special teams tackle, one tackle for loss, one quarterback hit and pressured Jacksonville QB Blake Bortles on S Louis Delmas' 81-yard interception return for a touchdown ... Recorded a sack and forced a fumble in the third quarter vs. San Diego (11/2) ... It was his third career forced fumble and second of the season ... Forced an intentional grounding vs. Buffalo (11/13) in the end zone by Bills QB Kyle Orton for a safety in the third quarter and then added a sack in the fourth quarter ... Tied a season-high with seven tackles at the N.Y. Jets (12/1) ... Recorded a sack in the third quarter vs. Baltimore (12/7) ...

FIRST THREE SEASONS: Vernon's total of 21.5 sacks is tied for the second-highest combined sack total by a Dolphins player in his first three NFL seasons:

MOST SACKS BY A DOLPHINS PLAYER IN ROOKIE THROUGH THIRD SEASONS

PLAYER	YEARS	ROOKIE SACKS	2ND YEAR SACKS	3RD YEAR SACKS	TOTAL SACKS
1. Adewale Ogunleye	2001-03	0.5	9.5	15.0	25.0
2. OLIVIER VERNON	2012-14	3.5	11.5	6.5	21.5
Jeff Cross	1988-90	0.0	10	11.5	21.5
Vern Den Herder	1971-73	1.0	10.5	10.0	21.5
5. Bryan Cox	1991-93	2.0	14.0	5.0	21.0

AMONG AFC SACK LEADERS: Vernon's total of 18.0 sacks over the past two seasons (11.5 sacks in 2013 and 6.5 in 2014) is the 10th-most in the AFC over that time span:

AFC SACK LEADERS FROM 2013-14

PLAYER	TEAM	SACKS	PLAYER	TEAM	SACKS
1. Justin Houston	KC	33.0	6. Cameron Wake	Mia.	20.0
2. J.J. Watt	Hou.	31.0	7. Jerry Hughes	Buff.	19.5
3. Mario Williams	Buff.	27.5	Robert Mathis	Ind.	19.5
4. Elvis Dumervil	Balt.	26.5	9. Von Miller	Den.	19.0
5. Terrell Suggs	Balt.	22.0	10. OLIVIER VERNON	MIA.	18.0

2013 - Played in all 16 games with 15 starts ... Recorded 57 tackles (46 solo) and led the Dolphins with 11.5 sacks ... Ranked tied for third in the AFC and tied for seventh in the NFL in sacks ... With 11.5 sacks he has recorded the most sacks in a season by a Dolphins player other than Cameron Wake since 2008, when Joey Porter had 17.5 sacks ... Led the Dolphins in tackles twice in 2013 Had a half-sack at Indianapolis (9/15) ... Posted five tackles, including one sack, at New Orleans (9/30) ... Registered a sack among his three tackles vs. Baltimore (10/6) ... Had three tackles, including one sack, vs. Buffalo (10/20) ... Recorded a sack in fourth consecutive game among his six tackles at New England (10/27) ... Tied for the team lead with six tackles, including one sack, vs. San Diego (11/17) ... The sack came on a third-and-five on the Miami 29-yard line with 4:36 left in the game and the Dolphins protecting a 20-16 lead ... It forced the Chargers to punt on the next play, instead of attempting a field goal which proved critical in the Chargers' final drive of the game, needing a touchdown to win instead of just a field goal ... Had four tackles, including two sacks, vs. Carolina (11/24) for his first multi-sack game of the season and the second of his career ... Was named as AFC Defensive Player of the Week for his efforts at N.Y. Jets (12/1) as he led the Dolphins with ten tackles and had three sacks in that contest ... Had two tackles and one sack at Pittsburgh (12/8) ...

FOUR-GAME SACK TOTAL: Vernon had a total of seven sacks over a span of four consecutive games (Nov. 17 vs. San Diego, Nov. 24 vs. Carolina, Dec. 1 at N.Y. Jets, and Dec. 8 at Pittsburgh) ... His seven sacks in that period is the fifth-best four-game sack total for a Dolphins player since 1982 when sacks became an official NFL statistic:

MOST SACKS OVER A FOUR-GAME SPAN IN DOLPHINS HISTORY

PLAYER	YEAR	GM 1	GM 2	GM3	GM 4	TOTAL
1. Doug Betters	1983	4.0	1.0	1.0	2.0	8.0
Jason Taylor	2002	2.0	2.0	1.0	3.0	8.0
3. Joey Porter	2008	4.0	0.5	1.0	2.0	7.5
Cameron Wake	2012	4.5	1.0	1.0	1.0	7.5
5. OLIVIER VERNON	2013	1.0	2.0	3.0	1.0	7.0

FIRST TWO SEASONS: Vernon's total of 15.0 sacks over his first two years in the league is tied for the second-highest combined total of sacks by a Dolphins player in his first two seasons:

MOST SACKS BY A DOLPHINS PLAYER IN ROOKIE AND SECOND SEASONS

PLAYER	YEARS	ROOKIE SACKS	2ND YEAR SACKS	TOTAL SACKS
1. Bryan Cox	1991-92	2.0	14.0	16.0
2. OLIVIER VERNON	2012-13	3.5	11.5	15.0
A.J. Duhe	1977-78	7.0	8.0	15.0
4. Bill Stanfill	1969-70	8.0	6.0	14.0
Jason Taylor	1997-98	5.0	9.0	14.0

HONORS: Was named as the AFC Defensive Player of the Week for Week 13, following his performance at N.Y. Jets (12/1) ... In that contest, he led the Dolphins with ten tackles ... Had three sacks in that contest for a total of 25 yards, sacking Jets quarterback Geno Smith for an eight-yard loss and tackling Jets QB Matt Simms twice for a total of 17 yards in losses ... It marked the first time that Vernon has been selected as the AFC Defensive Player of the Week ... Vernon also was honored in 2012 as the AFC Special Teams Player of the Week for Week 8 of that season ... He became the first player in Dolphins history to win both AFC Defensive and Special Teams weekly honors.

2012 - Played in all 16 games ... Recorded 22 tackles (17 solo), 3.5 sacks, and three passes defended ... Finished tied for second on the team with seven special teams tackles ... Also blocked two field goals and had a blocked punt recovery for a touchdown ... Made NFL debut at Houston (9/9) ... Had three tackles, including a half sack for three yards in losses, vs. N.Y. Jets (9/23) ... Had four tackles and first career multi-sack game with two quarterback hits vs. St. Louis (10/14) ... His second sack came on a third-and-four on the Miami 45-yard line with 37 seconds left in the game which forced the Rams to attempt a potential game-tying 66-yard field goal attempt, which was missed to secure Miami's 17-14 win ... Scored first career NFL touchdown, recovering a Robert Malone punt in the end zone that was blocked by Jimmy Wilson, at N.Y. Jets (10/28) ... It was the sixth time in Dolphins history that a blocked punt was returned for a touchdown and the first since Lex Hilliard scored a TD from a Brian Moorman blocked punt on Nov. 20, 2011 vs. Buffalo ... Vernon also had a blocked field goal, blocking a 35-yard field goal by the Jets' Nick Folk right before halftime ... For his special teams efforts he was named as the AFC Special Teams Player of the Week for the games of October 25-29 ... Blocked a 54-yard field goal attempt by Adam Vinatieri at Indianapolis (11/4) ... It was his second straight game with a blocked field goal attempt ... Had two tackles including one sack vs. Buffalo (12/23) ...

MULTI-SACK GAMES: His two sacks vs. St. Louis (10/14) are tied (with 11 others) for the third-highest single-game sack total by a rookie in Dolphins history, behind the three-sack games by A.J. Duhe (on Nov. 6, 1977 at the N.Y. Jets) and Marco Coleman (on Oct. 25, 1992 vs. Indianapolis) ... The last time a Dolphins rookie had two or more sacks in a game was Lorenzo Bromell, who had two sacks on Nov. 29, 1998 vs. New Orleans ...

HONORS: Named AFC Special Teams Player of the Week for the games of October 25-29 after scoring a touchdown on a blocked punt recovery and also blocking a field goal ... He joined punt returners Nate Jacquet (1999) and Wes Welker (2004) and kick returner Ted Ginn (2009) as the only Dolphins non-kickers to win that award ... It was his first weekly or monthly AFC weekly honor ... It also is the first time a Dolphins rookie won that award since Week 14 of the 2008 season when Dan Carpenter won the award as a rookie following his performance vs. Buffalo on Dec. 7, 2008.

COLLEGE

Three-year letterman (2009-11) at Miami (Fla.) ... Played in 30 career games with 16 starts ... Recorded 81 tackles (51 solo) with nine sacks and 20.5 tackles for loss ... Also forced and recovered one fumble ... Played in six games with three starts as a junior in 2011 ... Recorded 18 tackles (15 solo), 1.5 sacks and 3.5 tackles for loss ... Finished with a season-high five tackles and 1.5 tackles for loss against Florida State ... Recovered a fumble against Duke ... Played in 13 games with 11 starts as a sophomore in 2010 ... Recorded 39 tackles (25 solo) with six sacks and 10.5 tackles for loss ... Opened the season with 3.5 sacks and seven tackles vs. Florida A&M ... Played in 11 games with two starts as a freshman in 2009 ... Recorded 24 tackles (11 solo), 1.5 sacks and 6.5 tackles for loss ... Registered five tackles against Virginia Tech in his first career start ... Majored in criminology.

PERSONAL

Attended American High School in Miami, Fla ... Registered 52 tackles with 12.5 sacks and 21.0 tackles for loss as a senior ... Recorded 42 tackles with seven sacks as a sophomore ... Also lettered in track and field ... The Baltimore Ravens were his favorite team and Ray Lewis and Sean Taylor were his favorite athletes growing up ... Lists "The Walking Dead" as favorite television show and Young Jeezy as favorite recording artist ... As a child, he participated in Dolphins' youth football camps for three years and in 2003 as a 12 year old was named as the camp's MVP ... Worked with local schools in team's laser tag, Dave & Buster's and go-karting events ... Walked in support of WalkAbout Autism event at Sun Life Stadium ... Participated in Miami Dolphins Foundation's Fins Weekend events ... Read to kids at a local library ... Participated in the Miami Dolphins "All-Community Team" program along with his fellow defensive linemen under the group name "First Line of Defense" ... As part of the program, they purchased tickets, food vouchers, T-shirts and parking to each of the team's regular season home games and donated them to a charitable organization ... Full name is Olivier Alexander Vernon, born October 7, 1990 in Miami, Fla.

OLIVIER VERNON'S NFL REGULAR SEASON STATISTICS

YEAR	TEAM	GP	GS	TACKLES					INTERCEPTIONS					FUMBLES		
				TOT	SOLO	ASST	SK	YDS	NO	YDS	LG	TD	PD	FF	FR	YDS
2012	Miami	16	0	22	17	5	3.5	21.0	0	0	-	0	0	1	0	0
2013	Miami	16	14	57	46	11	11.5	65.0	0	0	-	0	0	2	0	0
2014	Miami	16	16	46	31	15	6.5	30.5	0	0	-	0	0	2	0	0
NFL TOTALS		48	30	125	94	31	21.5	116.5	0	0	-	0	0	5	0	0

ADDITIONAL STATS


Special Teams Tackles: 7 in 2012.

Blocked Field Goals: 2 in 2012, 1 in 2014 for total of 3.

Touchdowns: 1 blocked punt return in 2012.

SINGLE-GAME HIGHS

Tackles:	10	at N.Y. Jets, 12/1/13
	7	vs. Green Bay, 10/12/14
	7	at N.Y. Jets, 12/1/14
Sacks:	3.0	at N.Y. Jets, 12/1/13
	2.0	vs. St. Louis, 10/14/12
	2.0	vs. Carolina, 11/24/13



91 // DE

CAMERON WAKE

HT: 6-3 // WT: 262 // BORN: 1/30/82 // COLLEGE: PENN STATE '05
ACQUIRED: FA, 2009 // NFL: SEVENTH SEASON // DOLPHINS: SEVENTH SEASON

PRO CAREER

CAREER PRO BOWL SELECTIONS: 4 (2010, 2012, 2013, 2014)

CAREER TRANSACTIONS: Signed as a free agent by the Dolphins on January 19, 2009 ... Signed as a free agent with the BC Lions of the Canadian Football League in May, 2007 ... Waived by the N.Y. Giants on June 22, 2005 ... Originally signed with the Giants as an undrafted college free agent on May 6, 2005.

2014 - Started all 16 games ... Recorded 38 tackles (32 solo), 11.5 sacks, three passes defended, three forced fumbles and one fumble recovery... For the third consecutive year and the fourth time in five years, Wake landed a spot on the NFL Network's Top 100 list ... He placed at number 39 for 2015 in the rankings based on a vote of players after finishing 66th for 2014, 89th on the list in 2013 and 63rd in 2011 ...

MULTIPLE SACK GAMES: Wake had four multiple (1.5 or more) sack games in 2014, recording 2.0 sacks in three games (vs. New England on 9/7, at Detroit on 11/9 and vs. Minnesota on 12/21) and 1.5 sacks once (vs. Green Bay on 10/12) ... The Dolphins were 2-2 in those games ... He has totaled 15 multiple sack games in his career and the Dolphins are 7-8 in those contests ... He has 12 games with two or more sacks, and that ranks tied for second in Dolphins history:

MOST GAMES WITH TWO OR MORE SACKS IN DOLPHINS HISTORY

PLAYER	YEARS	NO.
1. Jason Taylor	1997-07, 09, 11	25
2. Trace Armstrong	1995-00	12
Jeff Cross	1988-95	12
CAMERON WAKE	2009-13	12
5. Doug Betters	1978-87	8

His total of four games with three or more sacks is tied for second in team history:

MOST GAMES WITH THREE OR MORE SACKS IN DOLPHINS HISTORY

PLAYER	YEARS	NO.
1. Jason Taylor	1997-07, 09, 11	6
2. CAMERON WAKE	2009-14	4
Jeff Cross	1988-95	4
4. Adewale Ogunleye	2000-03	2
5. Doug Betters	1978-87	2

NFL SACK LEADERS FROM 2009-14: Wake's 63.0 sacks in the last six years (dating back to the start of the 2009 season) is the fourth-highest total among NFL players in that span:

NFL SACK LEADERS FROM 2009-14

PLAYER	TEAM(S)	2009	2010	2011	2012	2013	2014	TOTAL
1. Jared Allen	Minn., Chi.	14.5	11.0	22.0	12.0	11.5	5.5	76.5
2. DeMarcus Ware	Dallas/Den.	11.0	15.5	19.5	11.5	6.0	10.0	73.5
3. Elvis Dumervil	Den., Balt.	17.0	0.0	9.5	11.0	9.5	17.0	64.0
4. CAMERON WAKE	MIAMI	5.5	14.0	8.5	15.0	8.5	11.5	63.0
5. Tamba Hall	Kansas City	8.5	14.5	12.0	9.0	11.0	6.0	61.0
Clay Matthews	Green Bay	10.0	13.5	6.0	13.0	7.5	11.0	61.0

AMONG DOLPHINS CAREER SACK LEADERS: Wake's 63.0 sacks with the Dolphins ranks fifth among the team's all-time sack leaders ... He passed Jeff Cross to move into fifth place on Nov. 9, 2014 at Detroit ... He passed Trace Armstrong to move into sixth place on Oct. 26, 2014 at Jacksonville:

MIAMI DOLPHINS ALL-TIME CAREER SACK LEADERS

PLAYER	YEARS	NO.
1. Jason Taylor	1997-07, 2009, 2011	131.0
2. Bill Stanfill	1969-76	67.5
3. Doug Betters	1978-87	65.5
4. Vern Den Herder	1971-81	64.0
5. CAMERON WAKE	2009-14	63.0
6. Jeff Cross	1988-95	59.5
7. Trace Armstrong	1995-00	56.5
8. Bob Baumhower	1977-86	39.5
Kim Bokamper	1977-85	39.5
10. A.J. Duhe	1977-84	38.5

FIRST SIX DOLPHINS SEASONS: In his first six years with the Dolphins (2009-14), Wake has 63.0 sacks ... That is the most sacks by any Dolphins player in his first six seasons with the team:

MOST SACKS IN FIRST SIX SEASONS WITH DOLPHINS

PLAYER	YEARS	NO.
1. CAMERON WAKE	2009-14	63.0
2. Bill Stanfill	1969-4	59.0
3. Jason Taylor	1997-02	58.5
4. Trace Armstrong	1995-2000	56.5
5. Jeff Cross	1988-93	44.0

UNDRAFTED PLAYER SACK LEADERS: With 63.0 sacks in his career, Wake ranks tied for eighth in NFL history (since sacks were recognized as an official statistic in 1982) among career sacks by players who were undrafted:

MOST SACKS BY UNDRAFTED PLAYERS IN NFL HISTORY (1982-2014)

PLAYER	YEARS	NO.
1. Reggie White	1985-00	198.0
2. John Randle	1990-03	137.5
3. William Fuller	1986-98	100.5
4. Lee Williams	1984-93	82.5
5. Adewale Ogunleye	2001-10	67.0
6. James Harrison	2004-14	71.5
7. Chris Clemons	2004-1	65.0
8. James Hall	2000-11	63.0
CAMERON WAKE	2009-14	63.0
10. Keith Willis	1982-93	59.0

CONSECUTIVE GAMES WITH A SACK: Recorded at least one sack in five straight games (Oct. 12 vs. Green Bay through Nov. 9 at Detroit) and had a total of 6.5 sacks in those contests ... It tied the longest streak of consecutive games with at least one sack in his career with a five game streak in 2012 (Sept. 30 at Arizona through Nov. 4 at Indianapolis) ...

PLAYER OF THE WEEK: Wake was named as the AFC Defensive Player of the Week for Week 1, following his performance vs. New England (9/7) ... In that contest, he had three tackles, two sacks, two quarterback hits and recorded two forced fumbles in the Dolphins 33-20 victory ... Wake became the first Dolphins defensive player to win the Player of the Week Award for an opening week performance since 2001 when LB Zach Thomas was selected for his performance against the Tennessee Titans on September 9, 2001 ...

HONORS: Named second-team All-Pro by Associated Press ... Named to CBSSports.com Midseason All-Pro Team by Pete Prisco ...

PRO BOWL: Wake was named to the 2015 NFL Pro Bowl team ... It marked his fourth selection to the Pro Bowl team and his third as a defensive end ... He made the Pro Bowl in 2011 as a linebacker ... He is one of only three Dolphins to make the Pro Bowl at different positions, joining Randy Starks, who made it as a defensive end in 2010 and as a defensive tackle in 2012, and Mike Pouncey, who made it as a center in 2013 and a guard in 2014 ...

GAME HIGHLIGHTS: Started vs. New England (9/7) and produced a career first game with two sacks and two forced fumbles in a game ... Was the first Dolphins player to record at least two sacks and two forced fumbles in the same game since LB Charlie Anderson similarly recorded two sacks and two forced fumbles on Nov. 15, 2009 against Tampa Bay ... Recorded his third sack of the season vs. Green Bay (10/12) when he took down QB Aaron Rodgers for a loss of six yards in the first quarter ... He later split a sack with DE Olivier Vernon to bring his season total to 3.5 ... Recorded a sack of Bears QB Jay Cutler in the fourth quarter of Miami's 27-14 win at Chicago (10/19) ... On the play, he forced a fumble and recovered it, giving him the second fumble recovery of his career ... Recorded a sack for a loss of three yards in the second quarter at Jacksonville (10/26), the sack moved him past Trace Armstrong for sixth-most sacks in franchise history ... Notched a third quarter sack vs. San Diego (11/2) ... Wake's 2.0 sacks at Detroit (11/9) moved him past Jeff Cross for fifth-most sacks in franchise history and improved his career total to 60.0, moving him past Bill Stanfill for most sacks by a player through their first six seasons with the team ... His sacks against Detroit resulted in him registering a sack in five straight games, matching the longest streak of games with at least one sack in his career ... Recorded his 9.5 sack of the season in the third quarter at New York Jets (12/1) ... Recorded a sack in the second quarter vs. Minnesota (12/21) for a loss of

five yards and another in the fourth quarter for a loss of four yards ... His 11.5 sacks on the season were the third time in his career he has recorded double digit sacks in a season (14.0 in 2010 and 15.0 in 2012), becoming the fourth Dolphins player since sacks became an official statistic in 1982 to record double digit sacks in at least three seasons with the team – Jason Taylor (six seasons), Trace Armstrong (three seasons) and Jeff Cross (three seasons) ...

2013 - Started 15 games ... Was inactive at New Orleans (9/30) due to a knee injury ... Recorded 37 tackles (29 solo), 8.5 sacks and two forced fumbles ... Also had two points via a safety ...

MULTIPLE SACK GAMES: Wake had two multiple (1.5 or more) sack games in 2013 with 3.5 sacks vs. Cincinnati (10/31) and 2.5 sacks at Cleveland (9/8) ... The Dolphins were 2-0 in those games ...

PLAYER OF THE WEEK: Wake was named as the AFC Defensive Player of the Week for Week 9, following his performance vs. Cincinnati (10/31) ... In that contest, he had five tackles, including three sacks of Bengals quarterback Andy Dalton ... When he sacked Dalton for a nine-yard loss in the first quarter, he also forced Dalton to fumble and then went on to recover that fumble ... His third sack came on the last play of the game when he tackled Dalton in the end zone for an eight-yard loss and a safety with 6:42 remaining in overtime to give the Dolphins a 22-20 win ... It marked the first time that Wake has been selected as the AFC Defensive Player of the Week ... He was honored in 2012 as the AFC Defensive Player of the Month for October ... Became the first Dolphins defensive player to win the award since Week 5 of the 2012 season when Randy Starks was selected for his performance against the Cincinnati Bengals on October 7, 2012 ...

PRO BOWL: Wake was named to the 2014 NFL Pro Bowl team ... It marked his third selection to the Pro Bowl team and his second as a defensive end ...

GAME HIGHLIGHTS: Had 2.5 sacks at Cleveland (9/8) for the 10th multi-sack game of his career ... Had five tackles, including three sacks of Bengals quarterback Andy Dalton for a total of 23 yards in losses, vs. Cincinnati (10/31) ... When he sacked Dalton for a nine-yard loss in the first quarter, he also forced Dalton to fumble and then went on to recover that fumble ... His third sack of Dalton came on the last play of the game when he tackled Dalton in the end zone for an eight-yard loss and a safety with 6:42 remaining in overtime to give the Dolphins a 22-20 win ... It was only the third time in NFL history an overtime game ended with a safety ... It was his first career safety ... Wake's three sacks in the game tied the second-highest single-game sack total of his career, surpassed only by the 4.5 sacks on Nov. 30, 2012 at Arizona ... It was his second multi-sack game of the season and the 11th multi-sack game of his career ... Was named as AFC Defensive Player of the Week for his efforts ... Posted four tackles including one sack, tackling QB Philip Rivers for a five-yard loss, vs. San Diego (11/17) ... The sack came on a second-and-two on the Chargers' 42-yard line with 56 seconds left in the game and the Dolphins protecting a 20-16 lead ... Recorded three tackles, one sack for two yards in losses and one forced fumble at Pittsburgh (12/8) ... The sack and the forced fumble came on the same play when he sacked QB Ben Roethlisberger for a two-yard loss and forced him to fumble on the play ... The fumble was recovered by Randy Starks on the Steelers 31-yard line and the turnover led to the Dolphins' first touchdown of the game ... Had three tackles including one sack, tackling Patriots quarterback Tom Brady for a seven-yard loss, vs. New England (12/15).

2012 - Started all 16 games ... Moved to defensive end after playing linebacker for first three seasons of Dolphins career ... Recorded 53 tackles (38 solo), 15 sacks, three forced fumbles and one pass defended ... His 15 sacks were the most of his career, surpassing his previous high of 14 sacks in 2010 ... It also marked the second time in his career he recorded double figures in sacks for the season ...

AMONG NFL SACK LEADERS: Wake's 15 sacks ranked third in the AFC and fourth in the NFL in sacks in 2012:

2012 NFL SACK LEADERS

PLAYER	TEAM	NO.
1. J.J. Watt	Houston	20.5
2. Aldon Smith	San Francisco	19.5
3. Von Miller	Denver	18.5
4. CAMERON WAKE	MIAMI	15.0
5. Clay Matthews	Green Bay	13.0

AMONG DOLPHINS SACK LEADERS: Wake's 15 sacks in 2012 are tied for the sixth-highest single-season sack total in Dolphins history ... He has accounted for two of the top 11 single-season sack totals in club annals ... He joins Jason Taylor (two times – 2000, 2002) as the only players in Dolphins history to have multiple seasons of 14 or more sacks:

MIAMI DOLPHINS SINGLE-SEASON SACK LEADERS

PLAYER	YEAR	NO.
1. Bill Stanfill	1973	18.5
Jason Taylor	2002	18.5
3. Joey Porter	2008	17.5
4. Trace Armstrong	2000	16.5
5. Doug Betters	1983	16.0
6. Adewale Ogunleye	2003	15.0
CAMERON WAKE	2012	15.0
8. Jason Taylor	2000	14.5
9. Doug Betters	1984	14.0
Bryan Cox	2002	14.0
CAMERON WAKE	2010	14.0

Wake had three multiple sack games in 2012 (4.5 sacks at Arizona (9/30), 1.5 sacks vs. New England (12/2) and 3.0 sacks at San Francisco (12/9)) ... His 4.5 sacks at Arizona are the fourth-highest single-game sack total in Dolphins history:

MOST SACKS IN A SINGLE GAME IN DOLPHINS HISTORY

PLAYER	OPP, DATE	SACKS
1. Bill Stanfill	vs. Jets, 10/7/73	5.0
Vern Den Herder	vs. Buffalo, 10/21/73	5.0
Bill Stanfill	vs. Buffalo, 11/17/74	5.0
4. CAMERON WAKE	AT ARIZONA, 9/30/12	4.5
5. Five times		4.0

With his 4.5 sacks at Arizona coupled with his three sacks at San Francisco (12/9), Wake became the first Dolphins player to have multiple games of three or more sacks in a season since Jason Taylor in 2005, when he had three sacks at Oakland on Nov. 17 and three sacks against the N.Y. Jets on Dec. 18 that year ...

CONSECUTIVE GAMES WITH A SACK: Recorded at least one sack in five straight games (Sept. 30 at Arizona through Nov. 4th at Indianapolis) and had a total of 8.5 sacks in those contests ... It surpassed his previous high of four straight games with at least one sack, which he recorded on Nov. 18, 2010 vs. Chicago through Dec. 12, 2010 at the N.Y. Jets ...

PLAYER OF THE MONTH: Named as AFC Defensive Player of the Month for October ... He recorded nine tackles and three sacks as the Dolphins went 3-0, the only team in the AFC to go undefeated in October ... It marked the first Player of the Month Award in his career ... He became the first Dolphins defensive player to win that monthly award since Joey Porter accomplished the feat in October of 2008 ... This was the 12th time in franchise history that a defensive player had been selected for this award and fifth time that a defensive end has received the honor ...

HONORS: Named first-team All-Pro by the Associated Press, Pro Football Writers, The Sporting News and Sports Illustrated (Peter King) ...

PRO BOWL: Was named as a starting defensive end on the AFC Pro Bowl squad ... Recorded a six-yard sack of Saints quarterback Drew Brees in the first quarter ...

GAME HIGHLIGHTS: Recorded five tackles, including 4.5 sacks for a total of 30.5 yards in losses, tackling QB Kevin Kolb four times for 29 yards in losses and sharing a three-yard sack of Kolb with Koa Misi, at Arizona (9/30) ... Wake's 4.5 sacks are the fourth-best single-game total in Dolphins history ... It also was his single-game career high, surpassing his previous high of three sacks on Oct. 17, 2010 at Green Bay ... It was his seventh multi-sack game of his career ... Posted five tackles including one sack for five yards in losses at Cincinnati (10/7), sharing a seven-yard sack of QB Andy Dalton with Kevin Burnett and a three-yard sack of Dalton with Randy Starks ... Registered three tackles including one sack vs. St. Louis (10/14), tackling QB Sam Bradford for a four-yard loss ... It marked the third straight game he recorded at least one sack ... Had one tackle at the N.Y. Jets (10/28), a seven-yard

sack of QB Mark Sanchez ... Posted four tackles including one sack, tackling QB Andrew Luck for a 14-yard loss, at Indianapolis (11/4) ... Forced Luck to fumble on that sack, but the ball was recovered by the Colts ... Recorded five tackles, including one sack at Buffalo (11/15), tackling QB Ryan Fitzpatrick for a three-yard loss ... Registered three tackles vs. New England (12/2), including 1.5 sacks for 9.5 yards in losses, tackling Patriots quarterback Tom Brady for a six-yard loss and sharing a seven-yard sack of Patriots quarterback Tom Brady with Paul Soliai ... It was his second multi-sack game of the season and the eighth such game of his career ... Had six tackles, including three sacks of QB Colin Kaepernick for a total of 13 yards in losses, at San Francisco (12/9) ... It was his third multi-sack game of the season and the ninth such game of his career ... Posted three tackles, including one sack of QB Ryan Fitzpatrick for a six-yard loss vs. Buffalo (12/23).

2011 - Played in all 16 games with 14 starts ... Recorded 42 tackles and a team-leading 8.5 sacks for 47.5 yards in losses ... Finished tied for 12th in the AFC in sacks ... Had three tackles including one sack vs. New England (9/12), tackling Patriots quarterback Tom Brady for a one-yard loss ... Posted three tackles including one sack vs. Houston (9/18), tackling Texans quarterback Matt Schaub for a five-yard loss ... Registered three tackles including one sack at San Diego (10/2), tackling Chargers quarterback Philip Rivers for an eight-yard loss ... Recorded two sacks vs. Denver (10/23), tackling Broncos quarterback Tim Tebow twice for a total of nine yards in losses ... It was his sixth multiple-sack game of his career ... Had three tackles including a half-sack for 3.5 yards in losses at Kansas City (11/6), sharing a seven-yard sack of Chiefs quarterback Matt Cassel with Kevin Burnett ... Generated four tackles including one sack at Dallas (11/24), tackling Cowboys quarterback Tony Romo for an eight-yard loss ... Tied for the team lead with seven tackles including one sack at Buffalo (12/18), tackling Bills quarterback Ryan Fitzpatrick for a ten-yard loss ... Had two tackles including one sack at New England (12/24), tackling Patriots quarterback Tom Brady for a three-yard loss.

2010 - Started all 16 games at outside linebacker ... Finished with 57 tackles (48 solo), four passes defended, three forced fumbles and led the team with 14 sacks for a total of 89.5 yards in losses ... Had four multiple sack games in 2010 (two sacks on Dec. 12 at N.Y. Jets, 1.5 sacks on Dec. 5 vs. Cleveland, two sacks on Nov. 7 at Baltimore and three sacks on Oct. 17 at Green Bay) and the Dolphins were 2-2 in those games ...

AMONG 2010 NFL SACK LEADERS: Wake posted 14.0 sacks in 2010 which ranked second in the AFC and third in the NFL in sacks:

2010 NFL SACK LEADERS

PLAYER	TEAM	NO.
1. DeMarcus Ware	Dallas	15.5
2. Tamba Hali	Kansas City	14.5
3. CAMERON WAKE	MIAMI	14.0
4. Clay Matthews	Green Bay	13.5
5. John Abraham	Atlanta	13.0

HONORS: Named first-team All-Pro by The Sporting News and Sports Illustrated (Peter King) ... Earned second-team All-NFL honors from the Associated Press ... Ranked 63rd overall on the NFL Network's The Top 100 Players of 2010 as voted on by the players themselves ... Was a starter at outside linebacker for the 2010 AFC Pro Bowl team ... It marked his first Pro Bowl selection ... He became the eighth linebacker in Dolphins history to be chosen to the Pro Bowl, joining Nick Buoniconti (1972-73), Kim Bokamper (1979), A.J. Duhe (1984), John Offerdahl (1986-90), Bryan Cox (1992, 1994-95), Zach Thomas (1999-2003, 2005-06) and Joey Porter (2008) ... He also became just the fifth Dolphins linebacker to be chosen to start in a Pro Bowl, joining Offerdahl (1986, 1988-90), Cox (1992), Thomas (1999, 2002-03, 2006) and Porter (2008) ...

GAME HIGHLIGHTS: Opened season at Buffalo (9/12) with three tackles, including a sack of quarterback Trent Edwards for a five-yard loss and added two passes defended ... Had four tackles, including one sack and a forced fumble, at Minnesota (10/19) ... The forced fumble came when he sacked quarterback Brett Favre for a five-yard loss in the end zone and forced him to fumble, which was recovered by Koa Misi for a touchdown ... It proved the winning margin in the Dolphins' 14-10 win ... Recorded five tackles, including a sack of quarterback Tom Brady for a six-yard loss, vs. New England (10/4) ... Had three tackles, each of them a sack of quarterback Aaron Rodgers for a total of 24 yards in losses, at Green Bay (10/17) ... It was the most sacks by a Dolphins player since Joey Porter had four sacks on Sept. 21, 2008 at New England ... Combined with Jeremiah Bell to sack quarterback Ben Roethlisberger for an eight-yard loss which caused Roethlisberger to fumble vs. Pittsburgh (10/24) ... Recorded two sacks

of quarterback Joe Flacco for a total of seven yards in losses at Baltimore (11/7) ... Posted six tackles, including a sack of quarterback Jay Cutler for an eight-yard loss which forced him to fumble on the play vs. Chicago (11/18) ... Had two tackles including a sack of quarterback Bruce Gradkowski at Oakland (11/28) ... Finished with four stops, including 1.5 sacks for 12.5 yards in losses, vs. Cleveland (12/5) sacking quarterback Jake Delhomme once for an eight yard loss and combining with Tony McDaniel for a nine-yard sack of Delhomme ... Had five tackles including two sacks at N.Y. Jets (12/12) ... Both sacks of Mark Sanchez occurred on the Jets' final drive, once on second down and once on fourth down, to allow the Dolphins to protect their 10-6 lead and win the game.

2009 - Played in 14 games with one start ... Was inactive for two games ... Finished with 11 tackles (ten solo), 5.5 sacks for a total of 28.5 yards in losses, a forced fumble and a pass defended ... Added 11 special teams tackles ... Was inactive for the first two games of the season ... Made NFL debut in reserve role at San Diego (9/27) and made a tackle on his very first career play on the game's opening kickoff ... Recorded six stops, including 2.5 sacks, vs. Buffalo (10/4) ... They were the first sacks of his NFL career ... Wake's 2.5 sacks are the third-highest single-game total by a rookie or first year player in Dolphins history, behind only linebacker A.J. Duhe (Nov. 6, 1977 at N.Y. Jets) and defensive end Marco Coleman (Oct. 25, 1992 vs. Indianapolis), who each recorded three sacks in a game ... Had one tackle, a four-yard sack of quarterback Tom Brady, at New England (11/8) ... Registered two tackles including one sack, tackling quarterback Josh Freeman for a nine-yard loss, vs. Tampa Bay (11/15) ... Made one tackle, a three-yard sack of quarterback David Garrard, at Jacksonville (12/13) ... Started the season finale vs. Pittsburgh (1/3/10).

2007-08 - Recorded 39 sacks in two seasons as a member of the Canadian Football League's B.C. Lions ... Named CFL Defensive Player of the Year in both 2007 and 2008 ... Recorded 65 tackles and a league-high 23 sacks while recovering three fumbles in 2008 ... Captured second consecutive Norm Fieldgate Trophy, awarded to the outstanding defensive player in the West Division ... Named 2008 TSN's Friday Night Gladiator of the Year for his effort, toughness and sacrifice on the weekly CFL national broadcast, becoming the first defensive player to win the award ... Selected as an All-Western Division performer ... Totaled 72 tackles along with a league leading 16 sacks and a blocked field goal during rookie campaign in 2007 ... Became the first player in CFL history to be named Rookie of the Year and Defensive Player of the Year in the same season ... Also named an All-Western Division selection.

2005 - Signed with the New York Giants as an undrafted rookie free agent on May 6, 2005, but was waived on June 22.

COLLEGE

Four-year letterwinner (2001-04) at Penn State ... Played mainly as a linebacker for the Nittany Lions, but also played the defensive end position ... Finished his collegiate career with 191 total tackles, two forced fumbles, 8.5 sacks and 24 tackles for losses as well as seven blocked kicks ... Majored in sociology.

PERSONAL

Attended DeMatha High School in Hyattsville, Md ... Named the Washington Post's Defensive Player of the Year as a senior in 1999 ... After being released by the N.Y. Giants, Wake entered the corporate world and spent 2006 as a mortgage broker, before he resumed his professional football career in Canada with the B.C. Lions ... Donated money to help purchase toys and meals for the holidays ... Participated in community outreach while in Hawaii at the Pro Bowl ... Played video games with kids with disabilities at Dave & Buster's from charities from Miami-Dade, Broward and Palm Beach counties ... Shopped with children from schools during the Kids and Fins Publix Shopping Spree ... Worked with local schools in team's Dave & Buster's and go-karting events ... Participated in the Miami Dolphins "All-Community Team" program along with his fellow defensive linemen under the group name "First Line of Defense" ... As part of the program, they purchased tickets, food vouchers, T-shirts and parking to each of the team's regular season home games and donated them to a charitable organization ... Full name is Derek Cameron Wake, born January 30, 1982 in Beltsville, Md.

CAMERON WAKE'S NFL REGULAR SEASON STATISTICS

YEAR	TEAM	GP	GS	TACKLES					INTERCEPTIONS					FUMBLES		
				TOT	SOLO	ASST	SK	YDS	NO	YDS	LG	TD	PD	FF	FR	YDS
2009	Miami	14	1	11	10	1	5.5	28.5	0	0	-	0	1	1	0	0
2010	Miami	16	16	57	48	9	14.0	89.5	0	0	-	0	4	3	0	0
2011	Miami	16	14	42	37	5	8.5	47.5	0	0	-	0	3	0	0	0
2012	Miami	16	16	53	38	15	15.0	92.0	0	0	-	0	1	3	0	0
2013	Miami	15	15	37	29	8	8.5	56.0	0	0	-	0	0	2	1	0
2014	Miami	16	16	38	32	6	11.5	59.5	0	0	-	0	3	3	1	0
NFL TOTALS		93	78	238	194	44	63.0	373.0	0	0	-	0	11	12	2	0

ADDITIONAL STATS


Special Teams Tackles: 11 in 2009.

Safeties: 1 in 2013.

SINGLE-GAME HIGHS

Tackles: 8 at Baltimore, 11/7/10
7 at Buffalo, 12/18/11

Sacks: 4.5 at Arizona, 9/30/12
3.0 at Green Bay, 10/17/10
3.0 at San Francisco, 12/9/12
3.0 vs. Cincinnati, 10/31/13



59 // C/G

J.D.

WALTON

HT: 6-3 // WT: 310 // BORN: 3/24/87 // COLLEGE: BAYLOR '09
ACQUIRED: FA, 2015 // NFL: SIXTH SEASON // DOLPHINS: FIRST SEASON

PRO CAREER

CAREER TRANSACTIONS: Signed by the Dolphins on March 19, 2015 ... Waived by the N.Y. Giants on March 2, 2015 ... Signed by N.Y. Giants as an unrestricted free agent on March 12, 2014 ... Acquired off waivers by Washington on December 18, 2013 ... Waived by Denver on December 17, 2013 ... Activated by Denver from physically unable to perform list on November 5, 2013 ... Placed on PUP on August 27, 2013 ... Placed on injured reserve by Denver on September 31, 2012 ... Originally was a third-round (80th overall) selection of Denver in the 2010 NFL draft.

2014 - Started all 16 games at center for the N.Y. Giants ... Helped block for an offense that finished 10th in the NFL in yards per game (367.2) and seventh in passing yards per game (267.0).

2013 - Did not see game action ... Began the season on the reserve/physically unable to perform list (ankle) for Denver ... Returned to practice on October 15 ... Added to the active roster on November 5 ... Inactive for six games before being waived on December 17 ... Joined Washington the following day and was inactive for the season's final two games.

2012 - Started four games for Denver... Opened the first four games ... Suffered an ankle injury vs. Oakland (9/30) ... Was placed on injured reserve the following day, ending his streak of 36 consecutive starts.

2011 - Started all 16 regular season games for the second consecutive season ... Played every one of the Broncos' offensive snaps ... Helped the Broncos lead the NFL with 164.5 rushing yards per game ... Started all 32 games in his first two seasons to become one of just three offensive linemen who entered the NFL in 2010 to accomplish that feat ... Started both of Denver's postseason games.

2010 - Started all 16 games for Denver ... Became the first rookie center in Broncos' history to accomplish that feat and was just the fifth Denver offensive lineman overall ... Joined four other rookie NFL offensive linemen as 16-game starters in 2010 ... Missed just one snap the entire season.

COLLEGE

Started all 36 games played in three seasons (2007-09) at Baylor ... Earned first-team All-America honors as a senior in 2009 ... Became the school's first offensive or defensive player in 18 seasons to achieve that distinction ... Named one of six finalists for the Rimington Trophy (nation's best center) ... Was named to the Big 12 Conference Commissioner's Honor Roll for the third consecutive year ... Transferred to Baylor from Arizona State, where he redshirted as a true freshman in 2005 ... Majored in speech communications.

PERSONAL


Attended Allen (Texas) High School ... Was a first-team All-District 9-5A and all-county selection as a senior ... Was credited with 79 pancake blocks during his final prep season ... Full name is Justin Daniel Walton, born in Lawton, Okla.

J.D. WALTON'S NFL REGULAR SEASON STATISTICS

GAMES/STARTS: (Denver) 2010: 16/16, 2011: 16/16, 2012: 4/4, 2013: PUP/Inactive, (N.Y. Giants) 2014: 16/16 **NFL TOTAL: 52/52**

J.D. WALTON'S NFL PLAYOFF STATISTICS

GAMES/STARTS: (Denver) 2011: 2/2



34 // RB

DAMIEN WILLIAMS

HT: 5-11 // WT: 225 // BORN: 4/3/92 // COLLEGE: OKLAHOMA '14
ACQUIRED: FA, 2014 // NFL: SECOND SEASON // DOLPHINS: SECOND SEASON

PRO CAREER

CAREER TRANSACTIONS: Signed by the Dolphins as an undrafted college free agent on May 12, 2014..

2014 - Played in all 16 games as a rookie ... Recorded 36 rushes for 122 yards (3.4 avg.) and 21 receptions for 187 yards and one touchdown ... Added five kickoff returns for 102 yards (22.5 avg.), one tackle and a forced fumble on special teams ... Made his NFL debut vs. New England (8/7), returning a kick for 19 yards ... Had five carries for 19 yards at Buffalo (9/14) ... Returned a kick for 25 yards vs. Kansas City (9/21) ... Posted six carries for 23 yards at Oakland in London (9/28) ... Recorded his first career reception at Chicago (10/19), a seven-yard pass from QB Ryan Tannehill ... Registered a 21-yard reception vs. San Diego (11/2) ... Recorded a season-long 19-yard rush at Detroit (11/9) ... Had a season-long 32-yard reception vs. Buffalo (11/13) ... Forced a fumble at Denver on a Broncos punt return in the third quarter, it was recovered by John Denney, and led to a Jarvis Landry touchdown reception ... Recorded his first career touchdown on a 3-yard reception in the fourth quarter vs. Minnesota (12/21), tying the game at 35-35.

COLLEGE

Two-year letterman (2012-13) at Oklahoma ... Played in 22 career games with 10 starts ... Recorded career totals of 290 rushes for 1,499 yards and 18 touchdowns ... Added 43 receptions for 410 yards ... Played in nine games with one start as a senior in 2013 ... Recorded 114 rushes for 553 yards and seven TDs ... Played in 13 games with nine starts as a junior in 2012 ... Named second-team All-Big 12 and Big 12 honorable mention Offensive Newcomer of the Year by the conference's coaches ... Recorded 176 rushes for 946 yards (5.4 avg.) with 11 TDs ... Added 34 receptions for 320 yards and one TD ... Finished seventh in the Big 12 in rushing yards and tenth for all-purpose yards ... Attended Arizona Western as a sophomore in 2011 ... Recorded 259 rushes for 1,931 yards with 26 TDs ... Also had 20 receptions for 317 yards and 15 kickoff returns for 365 yards ... Posted 30 overall touchdowns with 26 rushing, two receiving, one kickoff return and one passing touchdown ... Was voted a first-team NJCAA All-American ... Named the WSFL Offensive Player of the Year, ACCAC Co-Offensive Player of the Year and earned first team honors on both the All-WSFL and All-ACCAC postseason teams ... Recorded 95 carries for 723 yards and ten TDs as a freshman in 2010 ... Added seven receptions for 183 yards and two TDs ... Majored in multidisciplinary studies.

PERSONAL

Attended Mira Mesa High School in San Diego, Calif ... Recorded 2,287 yards rushing and 24 touchdowns as a senior ... Born April 3, 1992.

DAMIEN WILLIAMS' NFL REGULAR SEASON STATISTICS

		RUSHING							RECEIVING				
YEAR	TEAM	GP	GS	ATT.	YDS.	AVG.	LG	TD	NO.	YDS.	AVG.	LG	TD
2014	Miami	16	0	36	122	3.4	19	0	21	187	8.9	32	1

ADDITIONAL STATS

- Special Teams Tackles:** 1 in 2014.
Kickoff Returns: 5 for 102 yards, 20.4 avg., long of 26 in 2014.
Forced Fumbles: 1 in 2014.

THREE DOLPHINS NAMED PRO BOWL MVP

Three Dolphins have been named Most Valuable Player in the Pro Bowl. The first to do it was kicker Garo Yepremian, who accomplished the feat in the 1974 game, when he kicked five field goals, including a 42-yarder with 21 seconds remaining, lifting the AFC to a 15-13 victory over the NFC. Almost 30 years later, running back Ricky Williams duplicated the achievement, when he rushed for 56 yards and two touchdowns, and forced a fumble on special teams, en route to the AFC's 45-20 triumph in the 2003 contest, following the 2002 season. The most recent Dolphins player named Pro Bowl MVP was wide receiver Brandon Marshall, as he caught six passes for 176 yards and a Pro Bowl-record four touchdowns as the AFC used a second-half surge to beat the NFC, 59-41, in the 2012 Pro Bowl.

2015 DRAFT CHOICES

RD.	NO.	NAME	POS.	HT.	WT.	BIRTH-DATE	COLLEGE
1	14	DeVante Parker	WR	6-3	218	1/20/93	Louisville
2	52	Jordan Phillips	DT	6-6	330	10/15/92	Oklahoma
4	114	Jamil Douglas	G	6-4	310	2/28/92	Arizona State
5a	145	Bobby McCain	CB	5-11	196	8/18/93	Memphis
5b	149	Jay Ajayi	RB	6-0	228	6/15/93	Boise State
5c	150	Cedric Thompson	S	6-0	212	2/10/93	Minnesota
5d	156	Tony Lippett	CB	6-3	200	7/2/92	Michigan State



33 // RB

**JAY
AJAYI**

HT: 6-0 // WT: 228 // BORN: 6/15/93 // COLLEGE: BOISE STATE '15
DRAFT: D5B, 149 // NFL: ROOKIE SEASON // DOLPHINS: ROOKIE SEASON

COLLEGE

Three-year letterman (2012-14) at Boise State ... Played in 38 career games with 26 starts ... Recorded 678 rushes for 3,796 yards and 50 touchdowns Added 73 receptions for 771 yards and five TDs ... Finished his college career ranked in the top 10 in nine of the school's all-time offensive categories, including rushing touchdowns (50, tied for second), 200-yard rushing games (two, second), touchdowns (55, third), 100-yard rushing games (17, tied for third), rushing yards (3,796, fourth), yards per carry (5.60, fourth), rushing attempts (678, fifth), scoring (330 points, fifth) and all-purpose yards (4,583, eighth) ... Started all 13 games as a junior in 2014 ... Earned seven All-America nods ... Was a finalist for the Earl Campbell Tyler Rose Award and a Doak Walker Award semifinalist ... Recorded 347 rushes for 1,823 yards (5.3 avg.) with 28 TDs ... Added 50 receptions for 535 yards and four TDs ... Became the only player in FBS history to accumulate 1,800 rushing yards and 500 receiving yards in a single season ... Posted 10 games with 100-plus yards rushing, including two games of 200-or-more rushing yards ... Played in 13 games with 12 starts as a sophomore in 2013 ... Named first-team All-Mountain West ... Rushed for 1,425 yards and 18 TDs on 249 carries during the regular season ... Also caught 22 passes for 222 yards and a TD ... Had six 100-yard rushing games, including a 222-yard performance against Nevada ... Played in 11 games as a redshirt freshman in 2012 ... Recorded 548 yards rushing on 82 carries with four TDs ... His 6.68 yards per carry qualified as the best single-season mark in school history (minimum 75 attempts) ... Caught one pass for 14 yards ... Added one kickoff return for 16 yards ... Redshirted as a freshman in 2011.

PERSONAL


Attended Frisco (Texas) Liberty High School ... Earned two letters in football and one in track and field ... Recorded 225 carries for 2,240 rushing yards and 35 touchdowns as a senior ... Named second-team all-state ... Voted as a Parade All-American ... Named Collin County Player of the Year ... Also caught passes for 67 yards and one score ... Tallied 209 carries for 1,627 rushing yards and 20 TDs as a junior ... Member of 4x400 meter, 4x200m and 4x100m district championship teams ... Member of The National Society of High School Scholars ... Born June 15, 1993.

JAY AJAYI'S NFL REGULAR SEASON STATISTICS

YEAR	TEAM	GP	GS	RUSHING					RECEIVING				
				ATT.	YDS.	AVG.	LG	TD	REC.	YDS.	AVG.	LG	TD
2011	Boise State			REDSHIRTED									
2012	Boise State	11	0	82	548	6.7	71	4	1	14	14.0	14	0
2013	Boise State	13	12	249	1,425	5.7	71	18	22	222	10.1	64	1
2014	Boise State	14	14	347	1,823	5.3	74	28	50	535	10.7	75	4
COLLEGE TOTALS		38	26	678	3,796	5.6	74	50	73	771	10.6	75	5

ADDITIONAL STATISTICS

Kickoff Returns: 1 of 16 yards in 2011.



75 // G

JAMIL DOUGLAS

HT: 6-4 // WT: 310 // BORN: 2/28/92 // COLLEGE: ARIZONA STATE '15
DRAFT: D4, 114 // NFL: ROOKIE SEASON // DOLPHINS: ROOKIE SEASON

COLLEGE

Three-year starter (2012-14) at Arizona State ... Played in 53 career games with 40 starts ... Started 27 games at guard and 13 at left tackle prior to ... Switched from guard to left tackle prior to senior season ... Started all 13 games at left tackle as a senior in 2014 ... Named first-team All-Pac 12 and first-team All-Academic Pac 12 ... Started all 14 games as a junior in 2013 ... Named second-team All-Pac 12 ... Started all 13 games as a sophomore in 2012 ... Played in all 13 games as a redshirt freshman in 2011 ... Played a role in punt protection ... Redshirted during the 2010 season ... Spent the season as part of the Sun Devil scout team ... Graduated in Fall 2013 with a degree in criminal justice and criminology.

PERSONAL

Attended Cypress (Calif.) High School ... Played tight end/H-back as a senior ... Caught three passes for 79 yards and one touchdown on the year ... Carried four times for 19 yards ... First name is pronounced "Juh-MILL" ... Born February 28, 1992.

JAMIL DOUGLAS' COLLEGE STATISTICS

GAMES/STARTS: 2011: 13/0; 2012: 13/13; 2013: 14/14 2014: 13/13 **COLLEGE TOTALS: 53/40**

GALLERY OF LEGENDS

On Wednesday, Nov. 2, 2005, the "Gallery of Legends" made its public debut at Sun Life Stadium. Located at Gate D on the Club Level of the stadium, the Gallery is a tribute to the history of Miami Dolphins football. Special exhibits were created to track the team's history, from its inception in 1966 to the present. Features include Dolphins memorabilia and photographs, as well as elements of life in South Florida and a Dan Marino timeline through those years. It also consists of such artifacts as the office desk utilized by Hall of Fame Head Coach Don Shula.





36 // CB

TONY LIPPETT

HT: 6-3 // WT: 200 // BORN: 7/2/92 // COLLEGE: MICHIGAN STATE '15
DRAFT: D5D, 156 // NFL: ROOKIE SEASON // DOLPHINS: ROOKIE SEASON

COLLEGE

Four-year letterman (2011-14) at Michigan State ... Played in 54 career games with 34 starts ... Made 27 starts at wide receiver and seven at cornerback ... Recorded 149 receptions for 2,247 yards (15.1 avg.) with 15 touchdowns ... Added six rushes for 51 yards (8.5 avg.) with one TD ... Posted 23 tackles (14 solo), five passes defended and a fumble recovery on defense ... Started 13 games as a senior in 2014 ... Made starts at both wide receiver and cornerback at Penn State to become MSU's first two-way starter in the same game since 1968 ... Recorded 65 receptions for 1,198 yards and 11 TDs ... Had two rushes for 51 yards and a TD ... Added four tackles and four passes defended on defense ... Became just the third player in school history to record at least 50 receptions, 10 touchdown catches, 1,000 yards and five 100-yard receiving games in a season ... Was a first-team All-Big Ten selection ... Named recipient of the Governor's Award for team MVP ... Co-recipient of MSU's Downtown Coaches Club Award (outstanding senior on offense) ... Was the first Spartan to be named Richter-Howard Big Ten Receiver of the Year since the award's inception in 2011 ... Played 14 games with 10 starts at split end as a junior in 2013 ... Recorded 44 receptions for 613 yards and two TDs ... Had one rush for three yards ... Hit on 1-of 2 passes for five yards and a TD ... Added one tackle on defense ... Ranked first on the team with 11 explosive plays (20-plus yards) ... Was the recipient of MSU's Danziger Award for the outstanding Detroit-area player ... Played in all 14 games, including five starts at cornerback, as a sophomore in 2012 ... Recorded 36 receptions for 392 yards (10.9 yards) and two TDs ... Ranked fourth on the team with 22 first-down catches ... Played in 14 games as a freshman ... Named honorable mention All-Big Ten Freshman selection ... Recorded 18 tackles (nine solo) and five passes defended ... Had four catches for 44 yards (11.0 avg.) on offense ... Redshirted in 2010 ... Majored in communications.

PERSONAL

Attended Crockett High School in Detroit ... Was a three-year starter ... Represented the East in the 2010 Michigan High School All-Star Game ... Led all receivers with four catches for 95 yards ... Born July 2, 1992.

TONY LIPPETT'S DEFENSIVE COLLEGE STATISTICS


YEAR	TEAM	GP	GS	TACKLES					INTERCEPTIONS					FUMBLES		
				TOT	SOLO	ASST	SK	YDS	NO	YDS	LG	TD	PD	FF	FR	YDS
2010	Michigan St.			REDSHIRTED												
2011	Michigan St.	14	5	18	9	9	0.0	0.0	0	0	-	0	5	0	1	0
2012	Michigan St.	13	5	0	0	0	0.0	0.0	0	0	0	0	0	0	0	0
2013	Michigan St.	14	10	1	1	0	0.0	0.0	0	0	0	0	0	0	0	0
2014	Michigan St.	13	13	4	4	0	0.0	0.0	0	0	0	0	4	0	0	0
COLLEGE TOTALS		54	34	23	14	9	0.0	0.0	0	0	0	0	9	0	1	0

TONY LIPPETT'S OFFENSIVE COLLEGE STATISTICS

YEAR	TEAM	GP	GS	RECEIVING					RUSHING				
				NO.	YDS.	AVG.	LG	TD	ATT.	YDS.	AVG.	LG	TD
2010	Michigan St.			REDSHIRTED									
2011	Michigan St.	14	5	4	44	11.0	15	0	1	-3	-3.0	-3	0
2012	Michigan St.	13	5	36	392	10.9	46	2	2	0	0.0	10	0
2013	Michigan St.	14	10	44	613	13.9	48	2	1	3	3.0	3	0
2014	Michigan St.	13	13	65	1,198	18.4	71	11	2	51	25.5	32	1
COLLEGE TOTALS		54	34	149	2,247	15.1	71	15	6	51	8.5	32	1

ADDITIONAL STATS

Passing: 1 for 2 attempts, 5 yards, 1 TD in 2013.



33 // CB

BOBBY McCAIN

HT: 5-11 // WT: 196 // BORN: 8/18/93 // COLLEGE: MEMPHIS '15
DRAFT: D5A, 145 // NFL: ROOKIE SEASON // DOLPHINS: ROOKIE SEASON

COLLEGE

Four-year starter (2011-14) at Memphis ... Played in 45 career games with 43 starts ... Recorded 136 tackles (108 solo), 12 interceptions with four returned for touchdowns, 1.5 sacks, 15 passes defended, three fumble recoveries and one forced fumble ... Finished his career at Memphis tied for fifth all-time in interceptions while his 246 interception return yards ranked second all-time ... Started 13 games as a senior in 2014 ... Recorded 46 tackles (38 solo), five interceptions with one returned for a touchdown, four passes defended and a fumble recovery ... Also returned 13 kickoffs for 326 yards (25.1 avg.) ... Named to first-team All-American Athletic Conference as selected by the conference's coaches ... Scored on a 15-yard interception return at Tulane (11/22) ... Played in and started nine games as a junior in 2013 ... Recorded 25 tackles (21 solo), six interceptions with two returned for touchdowns, four passes defended and two fumble recoveries ... Had one kickoff return for 14 yards ... Scored on a 75-yard interception return vs. Duke (9/7) ... Had three interceptions for 33 yards and a TD at South Florida (11/16) ... Played in and started 12 games as a sophomore in 2012 ... Recorded 36 tackles (26 solo), 1.5 sacks and three passes defended ... Played in 11 games with nine starts as a freshman in 2011 ... Recorded 29 tackles (23 solo), one interception for a 79-yard touchdown, four passes defended and a forced fumble ... Had 28 kickoff returns for 721 yards (25.8 avg.) ... Scored on a 79-yard interception return for a touchdown at Tulane (10/22) ... Graduated May 2015 with a bachelor's degree in sports & leisure management.

PERSONAL

Attended Oxford (Ala.) High School ... Credited with 35 tackles and an interception as a senior in 2010 ... Also caught 25 passes for 378 yards and three touchdowns and carried the ball 28 times for 212 yards with six scores ... Was 10-of-21 passing for 221 yards ... Recorded 39 tackles, one interception and five pass breakups as a junior in 2009 ... Born Aug. 18, 1993, in Sylacauga, Ala.

BOBBY McCAIN'S COLLEGE STATISTICS

YEAR	TEAM	GP	GS	TACKLES					INTERCEPTIONS					FUMBLES		
				TOT	SOLO	ASST	SK	YDS	NO	YDS	LG	TD	PD	FF	FR	YDS
2011	Memphis	11	9	29	23	6	0.0	0.0	1	79	79t	1	4	1	0	0
2012	Memphis	12	12	36	26	10	1.5	9.0	0	0	0	0	3	0	0	0
2013	Memphis	9	9	25	21	4	0.0	0.0	6	108	75t	2	4	0	2	0
2014	Memphis	13	13	46	38	8	0.0	0.0	5	59	29	1	4	0	1	59
COLLEGE TOTALS		45	43	136	108	28	1.5	9.0	12	246	79t	4	15	1	3	59

ADDITIONAL STATS

Kickoff Returns: 28 returns for 721 yards (25.8 avg.) in 2012; 1 return for 14 yards in 2013; 13 returns for 326 yards (25.1 avg.) for a total of 42 returns for 1,061 yards (25.3 avg.).



11 // WR

DEVANTE PARKER

HT: 6-3 // WT: 208 // BORN: 1/20/93 // COLLEGE: LOUISVILLE '15
DRAFT: D1, 14 // NFL: ROOKIE SEASON // DOLPHINS: ROOKIE SEASON

COLLEGE

Four-year letterman (2011-14) and two-year starter at Louisville ... Played in 42 career games with 18 starts ... Recorded 156 receptions for 2,775 yards (17.8 avg.) and 33 touchdowns ... Had ten career 100-yard games ... Played in and started six games as a senior in 2014 ... Earned second-team All-ACC honors ... Recorded 43 receptions for 855 yards (19.9 avg.) and five TDs ... Tied career-best nine receptions for 132 yards vs. N.C. State ... Had 214 yards receiving on eight catches vs. Florida State ... Caught eight passes for 144 yards and a score vs. Boston College ... Recorded four passes for 65 yards vs. Notre Dame ... Scored on two 45-yarders and a 33-yarder vs. Kentucky to close out regular season ... Caught eight passes for 120 yards vs. Georgia in 2014 Belk Bowl ... Started all 12 games as a junior in 2013 ... Finished season with 55 receptions for 885 yards ... Tied school record with 12 receiving TDs ... Totaled nine receptions for 142 yards and one TD vs. Miami in 2013 Russell Athletic Bowl ... Recorded nine catches for 104 yards and two touchdowns vs. Cincinnati ... Totaled five catches for 71 yards and one touchdown vs. Connecticut ... Tallied six catches for 74 yards vs. Florida International ... Posted 134 receiving yards and two TD on five receptions vs. Eastern Kentucky ... Played in all 13 games as a sophomore in 2012 ... Led team with 744 receiving yards and 10 touchdowns ... Ended season with six straight games with a touchdown ... Finished season with two 100 receiving yards ... Caught 75-yarder for touchdown vs. Pittsburgh ... Played in 11 games as a freshman in 2011 ... Totaled 291 yards on 18 receptions ... Led team with six TDs on the season ... Totaled two receiving touchdowns vs. South Florida ... Found the end zone with a 39-yard reception vs. Murray State ... Majored in communications.

PERSONAL

Attended Ballard High School in Louisville, Ky ... Named first-team all-state twice in football ... Caught 68 passes for 1,793 yards, and 19 touchdowns as a senior ... Co-winner of Paul Hornung Award as the state's top player ... Father, Anthony Shelman, played running back at Louisville ... Born January 20, 1993.

DeVANTE PARKER'S COLLEGE STATISTICS

YEAR	TEAM	GP	GS	RECEIVING					RUSHING				
				NO.	YDS.	AVG.	LG	TD	ATT.	YDS.	AVG.	LG	TD
2011	Louisville	11	4	18	291	16.2	42	6	0	0	–	0	0
2012	Louisville	13	3	40	744	18.7	75t	10	0	0	–	0	0
2013	Louisville	12	12	55	885	16.1	54t	12	0	0	–	0	0
2014	Louisville	6	6	43	855	19.9	71	5	0	0	–	0	0
COLLEGE TOTALS		42	25	156	2,775	17.8	75t	33	0	0	–	0	0



97 // DT JORDAN PHILLIPS

HT: 6-6 // WT: 330 // BORN: 10/15/92 // COLLEGE: OKLAHOMA '15
DRAFT: D2, 52 // NFL: ROOKIE SEASON // DOLPHINS: ROOKIE SEASON

COLLEGE

Three-year letterman and two-year starter (2013-14) at Oklahoma ... Played in 28 career games with 17 starts ... Recorded 57 tackles (28 solo), two sacks, two passes defended and a fumble recovery ... Started all 13 games at defensive tackle in 2014 ... Named second-team All-Big 12 Conference ... Recorded 38 tackles (20 solo), 2.0 sacks, pass defended and a fumble recovery ... Posted seven tackles in the Russell Athletic Bowl against Clemson ... Made four tackles, including 1.5 tackles for loss and one sack vs. Tennessee ... Picked up two tackles, including a tackle for loss, against Louisiana Tech ... Started first four games of the 2013 season before suffering a back injury which ended his 2013 season ... Recorded seven tackles (two solo), 1.5 sacks and a pass defended ... Registered a sack and broke up a pass vs. Notre Dame ... Had a season-high three tackles with one tackle for loss and a half sack vs. Tulsa ... Played in 11 games in 2012 ... Recorded 12 tackles (six solo) ... Posted the first four tackles of his career vs. Kansas ... Had four tackles at Iowa State ... Redshirted for the 2011 season ... Majored in criminology.

PERSONAL

Attended Circle High School in Towanda, Kansas ... Ranked as the top overall recruit in the state of Kansas by Rivals.com and Scout.com ... Named an Under Armour All-American and a class 4A all-state selection as a senior in 2010 ... Recorded 68 tackles and 8.5 sacks ... Also collected two fumble recoveries, two blocked kicks and an interception ... Registered 17 receptions for 400 yards and four touchdowns, two rushing TDs and had a 36.9 yard punting average ... Recorded 40 tackles, 2.5 sacks, one forced fumble and two fumble recoveries as a junior in 2009 ... Also caught 15 passes for 138 yards and two touchdowns ... Born October 15, 1992.

JORDAN PHILLIPS' COLLEGE STATISTICS

YEAR	TEAM	GP	GS	TACKLES					INTERCEPTIONS					FUMBLES		
				TOT	SOLO	ASST	SK	YDS	NO	YDS	LG	TD	PD	FF	FR	YDS
2011	Oklahoma			REDSHIRTED												
2012	Oklahoma	11	0	12	6	6	0.0	0.0	0	0	0	0	0	0	0	0
2013	Oklahoma	4	4	7	2	5	1.5	7.0	0	0	0	0	1	0	0	0
2014	Oklahoma	13	13	38	20	18	2.0	20.0	0	0	0	0	1	0	1	3
COLLEGE TOTALS		28	17	57	28	29	3.5	27.0	0	0	0	0	2	0	1	3

ADDITIONAL STATS

Blocked Kicks: 1 extra point in 2011



41 // S

CEDRIC THOMPSON

HT: 6-0 // WT: 212 // BORN: 2/10/93 // COLLEGE: MINNESOTA '15
DRAFT: DSC, 150 // NFL: ROOKIE SEASON // DOLPHINS: ROOKIE SEASON

COLLEGE

Four-year letterman (2011-14) and three-year starter at Minnesota ... Played in 46 career games with 32 starts ... Recorded 221 tackles (103 solo), five interceptions, 15 passes defended, three forced fumbles and two fumble recoveries ... Started all 13 games as a senior in 2014 ... Recorded 83 tackles (51 solo), two interceptions, six passes defended and two forced fumbles ... Named as an Academic All-Big Ten ... Was Minnesota's Big Ten sportsmanship honoree ... Played in all 13 games with 11 starts as a junior in 2013 ... Recorded 79 tackles (52 solo), one interception, one pass defended, a forced fumble and two fumble recoveries ... Received the school's Richard "Pinky" McNamara Student Athlete Achievement Award (given to an individual who has inspired all by making an extraordinary effort to succeed despite difficult circumstances, persevering in a time of tremendous adversity and/or overcoming a great challenge) ... Was one of five NCAA student-athletes to receive the Wilma Rudolph Student Athlete Award (honors student athletes who have overcome great personal, academic, and/or emotional odds to achieve academic success while participating in intercollegiate athletics) ... Played in all 13 games with eight starts as a sophomore in 2012 ... Recorded 43 tackles (24 solo), two interceptions and eight passes defended ... Named Academic All-Big Ten ... Played in seven games as a freshman in 2011 ... Recorded 16 tackles (10 solo).

PERSONAL

Attended Calipatria (Calif.) High School .. Rushed for 1,808 yards and 27 touchdowns on just 157 carries during his senior season ... Also recorded 41 tackles (34 solo), three sacks and four interceptions from his defensive back position ... Earned first-team All-Pacific League honors on offense ... Rushed for 1,446 yards with 14 scores as a junior, while also making 45 tackles and two interceptions.

CEDRIC THOMPSON'S COLLEGE STATISTICS

YEAR TEAM		GP GS		TACKLES					INTERCEPTIONS					FUMBLES		
				TOT	SOLO	ASST	SK	YDS	NO	YDS	LG	TD	PD	FF	FR	YDS
2011	Minnesota	7	0	16	10	6	0.0	0.0	0	0	-	0	0	0	0	0
2012	Minnesota	13	8	43	24	19	0.0	0.0	2	0	-	0	8	0	0	0
2013	Minnesota	13	11	79	52	27	0.0	0.0	1	0	0	0	1	1	2	0
2014	Minnesota	13	13	83	51	32	0.0	0.0	2	27	27	0	6	2	0	0
COLLEGE TOTALS		46	32	221	137	84	0.0	0.0	5	27	27	0	15	3	2	0


2015 ROOKIE FREE AGENTS



87 // WR
DAMARR
AULTMAN

HT: 5-11 // WT: 208 // BORN: 1/13/92 // COLLEGE: MAINE '15
DRAFT: FA, 2015 // NFL: ROOKIE SEASON // DOLPHINS: ROOKIE SEASON


Signed by the Dolphins as an undrafted college free agent on May 8, 2015 ... Four-year (2011-14) letterman at Maine ... Played in 11 games as a senior in 2014 ... Hauled in 48 receptions for 498 yards and two touchdowns ... Played in all 13 games as a junior in 2013 ... Recorded 46 receptions for 550 yards and five TDs ... Also returned 25 kickoffs for 625 yards (25.0 avg.) and a TD ... Ranked third in the Colonial Athletic Association in kickoff return yards per game ... Led Maine in all-purpose yards per game (90.4) ... Played in 10 games as a sophomore in 2012 ... Recorded 29 catches for 438 yards (15.1 ypc) with six TDs ... Added one touchdown on a kickoff return ... Played in 11 games with five starts as a redshirt freshman in 2010 ... Recorded 39 receptions for 575 yards (14.7 avg.) and five TDs ... Sat out the 2010 season as a redshirt ... Majored in accounting ... Attended Half Hollow Hills West High School in Dix Hills, N.Y ... Played wide receiver and defensive back ... Was a team captain ... Named All-Long Island, All-Tri-State and All-State at wide receiver ... Led his team to the All-Long Island football championship ... Also ran track and was named to the all-country team as well as winning a gold medal at the Millrose Games as part of the 4X400 relay team ... Was a member of his high school's Honor Roll and a three year member of Athletes Helping Athletes ... Born Jan. 13, 1992.



68 // T
MICKEY
BAUCUS

HT: 6-8 // WT: 310 // BORN: 2/13/92 // COLLEGE: ARIZONA '15
DRAFT: FA, 2015 // NFL: ROOKIE SEASON // DOLPHINS: ROOKIE SEASON

Signed by the Dolphins as an undrafted college free agent on May 8, 2015 ... Four-year letterman (2011-14) at Arizona ... Started and played in all 14 games as a senior in 2014 ... Started all 13 games at left tackle as a junior in 2013 ... Started all 13 games at left tackle as a sophomore in 2012 ... Started 12 games at left tackle as a redshirt freshman in 2011 ... Redshirted his true freshman year in 2010 ... Earned his bachelor's degree in economy and industry ... Attended Carmel Catholic High School in Mundelein, Ill ... Earned All-East Suburban Conference honors as a senior ... Named Daily Herald Lake County First-Team All-Area ... Also played basketball ... Born February 13, 1992.



4 // P
MATT
DARR

HT: 6-1 // WT: 220 // BORN: 7/2/92 // COLLEGE: TENNESSEE '15
DRAFT: FA, 2015 // NFL: ROOKIE SEASON // DOLPHINS: ROOKIE SEASON


Signed by the Dolphins as an undrafted college free agent on May 8, 2015 ... Four-year letterman (2011-14) at Tennessee ... Played in 13 games in 2014 ... Punted 80 times for 42.2 average with 30 punts inside the 20-yard line and 21 punts of 50 or more yards ... Had 19 punts of 50-plus yards in last 10 games ... Did not play in a game in 2013 ... Did not punt in final six games in 2012 ... Punted 16 times 39.0 average with six punts inside 20 ... Played in 11 games in 2011 ... Had 40 punts for 38.1 average with 10 inside 20-yard line, three punts of 50 yards ... Redshirted in 2010 ... Graduated in Spring 2014 with a degree in management with a concentration in marketing collateral and is pursuing a Masters degree in human resource management ... Recipient of the First Family Men's Athletic Endowment and the Jerome G. Taylor Memorial Athletic Scholarship ... Attended Frontier High School in Bakersfield, Calif ... Rated as nation's No. 1 punting prospect ... Averaged 42.9 yards per punt as senior with career long of 71 ... Added 96 tackles from linebacker position ... Handled placekicking duties ... Made 34 PATs and 11 field goals in senior season ... Averaged 46.3 yards per punt with 93 tackles as a junior ... Also excelled in shot put and discus ... Led school to team state championship in 2009 ... Two-time defending state champion in shot put, with career-best throw of 63-9.75 in 2010 state event ... Also won state discus title as junior with toss of 192-0 ... For combined efforts in football and track, named finalist for MaxPreps National Athlete of the Year ... Born July 2, 1992.



47 // DE
RAY
DREW

HT: 6-5 // WT: 275 // BORN: 9/24/92 // COLLEGE: GEORGIA '15
DRAFT: FA, 2015 // NFL: ROOKIE SEASON // DOLPHINS: ROOKIE SEASON


Signed by the Dolphins as an undrafted college free agent on May 8, 2015 ... Four-year letterman (2011-14) at Georgia ... Played in 13 games with 11 starts as a senior in 2014 ... Named school's Most Improved Player ... Was the recipient of the Watkins Family Football Scholarship ... Recorded 39 total tackles and three blocked kicks (one field goal and two PATs) ... His three blocked kicks tied for the NCAA lead ... Named captain for two games ... Played in 13 games with seven starts as a junior in 2013 ... Recorded 43 tackles, including eight tackles for loss, six of which were sacks ... Played in 13 games as a sophomore in 2012 ... Recorded 23 tackles and six quarterback pressures ... Played in seven games as a freshman in 2011 ... Recorded eight tackles, including 2.5 TFL ... Named SEC Co-Freshman of the Week after he had three tackles, including 2.5 for a loss, and recovered a fumble at Vanderbilt ... Majored in communications studies ... Attended Thomas County Central High School in Thomasville, Ga ... Named USA Today All-USA first-team defense and Parade All-America team ... Born September 24, 1992.



3 // K
ANDREW
FRANKS

HT: 6-1 // WT: 205 // BORN: 1/11/93 // COLLEGE: RENSSELAER POLYTECHNIC INSTITUTE '15
DRAFT: FA, 2015 // NFL: ROOKIE SEASON // DOLPHINS: ROOKIE SEASON

Signed by the Dolphins as an undrafted college free agent on May 8, 2015 ... Four-year letterman (2011-14) at Rensselaer Polytechnic Institute ... Played all 11 games as a senior in 2014 ... Had 45 punts for 1,738 yards (38.6 avg.) with a long of 60 yards ... Made 16 field goals on 25 attempts, with three 50-plus yard field goals ... Field goal long was a school-record 54 yards ... First on team in scoring with 78 points ... Named Liberty League Special Teams Player of the Year ... Was an All-Liberty League First Team as a kicker and second team as a punter ... Named Liberty League All-Academic ... Played all 10 games as a junior in 2013 ... Led team in scoring with 53 points ... Converted 9-of-11 field goals, including a long of 50 yards ... Converted 26-of-28 point after attempts ... Punted 57 times for 2,058 yards (36.1 avg.) ... Liberty League Special Teams Performer of the Week three times and D3football.com National Team of the Week once ... Named ECAC North West Special Teams Player of the Week twice ... Was All-Liberty League First Team as a kicker and second team as a punter ... Was Liberty League Special Teams Player of the Year ... Earned Liberty League All-Academic honors ... Played in all nine games as a sophomore in 2012 ... Led team in scoring with 55 points ... Converted 8-of-14 field goals with a long of 50 yards ... Converted 31 of 34 point after attempts ... Named Special Teams Player of the Week twice ... Was All-Liberty League First Team ... Played in all nine games as a freshman in 2011 ... Was second on team in scoring with 40 points ... Went 4-of-6 on field goals ... Named All-Liberty League Honorable Mention ... Was on Dean's List ... Majored in biomedical engineering ... Attended Carmel (Calif.) High School ... Earned four letters in football at wide receiver, defensive back, kicker and punter ... Named All-League and All-County as a senior ... Team won 2008, 2009 (undefeated) and 2010 MTAL Championships ... Played one year of soccer and was a four-year baseball starter at shortstop ... Was an exchange student to Nanao, Japan ... Born January 11, 1993.



46 // LB
NEVILLE
HEWITT

HT: 6-2 // WT: 235 // BORN: 4/6/93 // COLLEGE: MARSHALL '15
DRAFT: FA, 2015 // NFL: ROOKIE SEASON // DOLPHINS: ROOKIE SEASON

Signed by the Dolphins as an undrafted college free agent on May 8, 2015 ... Two-year (2013-14) starter at Marshall ... Played in 28 career games with 25 starts ... Recorded 208 tackles, including 16.5 for loss and 7.5 sacks, with two interceptions, four pass breakups, two fumble recoveries and one forced fumble ... Voted as 2014 Conference USA Defensive Player of the Year by league coaches as a senior in 2014 ... Elected as the school's Defensive MVP by his

coaches ... Recorded a conference-high 123 tackles ... Led the Herd defense in a 13-1 season ... Played both inside linebacker spots ... Recorded 85 tackles (30 solo), including 3.5 tackles for loss and 2.5 sacks as a junior in 2013 ... Also made an interception, and had a pass breakup, fumble recovery and forced fumble ... Graduated in May 2015 with a degree in business management ... Came to Marshall after two junior college seasons at Georgia Military College ... Had 65 tackles, five tackles for loss and five pass breakups for Georgia Military in 2012 ... Played a hybrid safety/linebacker spot ... Attended Rockdale County High School in Conyers, Ga ... Born April 6, 1993



45 // LB

**MIKE
HULL**

HT: 6-0 // WT: 237 // BORN: 5/25/91 // COLLEGE: PENN STATE '15
DRAFT: FA, 2015 // NFL: ROOKIE SEASON // DOLPHINS: ROOKIE SEASON


Signed by the Dolphins as an undrafted college free agent on May 8, 2015 ... Four-year letterman (2011-14) at Penn State ... Left school ranked sixth on Penn State's career tackles list with 294 ... Started 13 games as a senior in 2014 ... Led the conference with 140 tackles and had 10.5 tackles for loss, two sacks, one interception, a forced fumble, one fumble recovery and three pass breakups ... Elected a co-captain before season ... Earned eight All-America recognitions, including FWAA, Sporting News and USA Today second team honors and Associated Press third-team accolades ... Named 2014 Big Ten Butkus-Fitzgerald Linebacker of the Year ... Was selected first-team All-Big Ten by the coaches and media ... Played in 10 games with eight starts as a junior in 2013 ... Recorded 78 tackles (44 solo), 4.5 tackles for loss, 0.5 sacks, forced one fumble, recovered a fumble and had two pass breakups ... Claimed his third Academic All-Big Ten honor ... Played in every game as a sophomore in 2012, making his first career start against Wisconsin ... In addition to helping Penn State rank second in the Big Ten and No. 16 nationally in scoring defense at 19.1 ppg, he saw action on all four punt and kickoff units ... Recorded 58 tackles (34 solo), the highest total among the non-starters, 4.0 sacks, recorded five tackles for loss, two fumble recoveries, including one for a touchdown, an interception, a blocked punt and four pass breakups ... Earned Academic All-Big Ten honors ... Played in every game on special teams and defense and was an immediate contributor as a redshirt freshman in 2011 ... Recorded 18 tackles, including 1.5 tackles for loss, and had two pass breakups and one blocked kick ... Redshirt season in 2010 ... Majored in finance ... Attended Canon-McMillan High School in Canonsburg, Pa ... Recorded 97 tackles in just seven games and rushed for 443 yards and seven touchdowns as a senior ... Led the WPIAL in rushing as a junior with more than 1,300 yards ... Also was a three-year letterman and a team captain in baseball, a two-year letterman and a team captain in wrestling and was a member of the track and field team for one year ... Father, Tom (1971-73), and uncle, John Hull (1970-71), were Penn State football lettermen ... His father, a linebacker, helped the Nittany Lions to a superlative 33-3 record, including a 12-0 mark in 1973 ... He was drafted by the San Francisco 49ers and played for the 49ers and Green Bay Packers ... Another uncle, Louis Kreznoski, played football at North Carolina State ... Born May 25, 1991.



1 // WR CHRISTION JONES

HT: 5-11 // WT: 190 // BORN: 12/20/92 // COLLEGE: ALABAMA '15
DRAFT: FA, 2015 // NFL: ROOKIE SEASON // DOLPHINS: ROOKIE SEASON

Signed by the Dolphins as an undrafted college free agent on May 8, 2015 ... Four-year letterman (2011-14) at Alabama ... Played in 53 career games ... Recorded 85 receptions for 1,030 yards and seven touchdowns ... Returned 66 career punts for a 10.9-yard average and 68 kickoffs for 1,727 yards and two TDs ... Finished second in career kickoff returns (68) and kickoff return yards (1,727) ... Was third in school annals in average punt return yards (10.9) ... Recorded 19 catches for 264 yards (13.9 avg.) as a senior in 2014 ... Returned 37 kickoffs for 851 yards (23.0 avg.) that ranked eighth the SEC His 37 kickoff returns and 851 kickoff return yards were Alabama single-season records ... Had 19 punt returns for 152 yards (8.0 avg) with a long of 47 yards ... Played in all 13 games with seven starts as a junior in 2013 ... Ranked eighth nationally in kickoff returns with a 28.7-yard average (631 on 22 returns), including a 94-yard touchdown ... Finished with 36 catches for 349 yards and two TDs ... Returned 23 punts for 321 yards, with 72- and 75-yard TDs ... Ranked second in the SEC and 15th nationally with 14.0 yards per punt return ... Named SEC Special Teams Player of the Year by the league coaches and first team All-SEC by the coaches and second team by the Associated Press ... Named the Walter Camp National Player of the Week following his performance against Virginia Tech in the opener, with touchdowns on a punt return, kickoff return and pass reception ... Named the SEC Special Teams Player of the Week after Virginia Tech game ... Played in all 14 games with 10 starts as a sophomore in 2012 ... Recorded 27 receptions for 368 yards and four TDs ... Returned 21 punts for 213 yards (10.1 avg) ... Returned eight kickoffs for 213 yards, including the Tide's first return for a touchdown since 2010, a 99-yard return against Mississippi ... Was fourth on the team in all-purpose yards with 800 (57.1 ypg) ... Played in 12 games as a freshman in 2011 ... Recorded three catches for 49 yards while returning three punts for 33 yards ... Also returned one kickoff for 32 yards ... Attended Minor High School in Adamsville, Ala ... Was a two-time first team 6A Alabama Sports Writers Association All-State selection ... Ran for 1,010 yards and 19 total touchdowns as a senior with two kickoff returns for scores while making 57 tackles and intercepting four passes in 2010 ... Born December 20, 1992.




7 // WR NIGEL KING

HT: 6-3 // WT: 216 // BORN: 10/9/92 // COLLEGE: KANSAS '15
DRAFT: FA, 2015 // NFL: ROOKIE SEASON // DOLPHINS: ROOKIE SEASON

Signed by the Dolphins as an undrafted college free agent on May 8, 2015 ... One-year letterman (2014) at Kansas ... Transferred from Maryland where he earned two letters (2012-13) ... Played

in 12 games with eight starts at Kansas in 2014 ... Recorded 30 receptions for 537 yards and a touchdown ... Played in 12 games at Maryland in 2013 ... Recorded 33 receptions for 450 yards and team-leading four TDs ... Saw action in all 12 games in 2012 ... Recorded nine receptions for 125 yards and one TD ... Did not practice with the team due to NCAA eligibility issue in 2011 ... Enrolled in classes in January ... Majored in American studies ... Attended Oak Ridge (N.C.) Academy ... Recorded 38 receptions for 732 yards and eight TDs during senior season... Transferred from Wakefield High School after his junior season... Born October 9, 1992.



69 // G/T

**MICHAEL
LIEDTKE**

HT: 6-3 // WT: 310 // BORN: 1/15/92 // COLLEGE: ILLINOIS STATE '15
DRAFT: FA, 2015 // NFL: ROOKIE SEASON // DOLPHINS: ROOKIE SEASON

Signed by the Dolphins as an undrafted college free agent on May 8, 2015 ... Four-year (2011-14) letterman at Illinois State ... Transferred from Western Michigan ... Started all 15 games at left tackle as a senior in 2014 ... Helped lead the way for Marshawn Coprich, who led the FCS and the conference in rushing yards (2,274) and rushing touchdowns (27) ... Also aided Coprich in rushing for over 100 yards in 14 out of 15 games, setting a school and league mark for consecutive 100-plus yard games to start a season ... Started all 11 games at left guard in 2013 ... Started all 13 games at left guard in 2012 ... Key member of the offensive line unit that allowed just 14 sacks all season, which ranked No. 14 in the country in fewest sacks allowed ... Saw action in three games, before suffering a season-ending shoulder injury in 2011 ... Did not see game action at Western Michigan in 2010 ... Attended Woodstock (Ill.) High School ... Member of three-time state playoff participant and 2008 Fox Valley Conference (FVC) championship teams ... Three-sport student-athlete (football, wrestling, track & field) ... Named All-FVC and all-area and all-state as a senior ... State qualifier in wrestling in three consecutive years ... Placed fifth in state in wrestling as a freshman ... Set school record in the shot put ... Born January 15, 1992.




48 // LB

**JEFF
LUC**

HT: 6-1 // WT: 255 // BORN: 2/14/92 // COLLEGE: CINCINNATI '15
DRAFT: FA, 2015 // NFL: ROOKIE SEASON // DOLPHINS: ROOKIE SEASON

Signed by the Dolphins as an undrafted college free agent on May 8, 2015 ... Two-year (2013-14) letterman at Cincinnati ... Transferred from Florida State ... Started 13 games in 2014 ... Recorded 65 solo tackles, 6.5 sacks, six forced fumbles and four fumble recoveries ... Recorded 25 solo tackles, 1.5 sacks, two forced fumbles and one fumble recovery as a junior in 2013 ... Sat out 2012 season due to NCAA transfer regulations ... Played in 19 career games at Florida State (2010-11) ... Recorded 23 career tackles and three tackles for loss ... Played in 11 games

in 2011 ... Recorded 15 tackles and two tackles for loss ... Played in eight games in 2010 ... Attended Treasure Coast High School in Port St. Lucie, Fla ... Registered 103 tackles (14 tackles for loss) as a senior ... Recorded 125 tackles as a junior ... Earned third-team all-state honors ... Led his team to the third round of the 6A state playoffs as a junior ... Born February 14, 1992.




73 // DT

ELLIS
McCARTHY

HT: **6-5** // WT: **345** // BORN: **7/13/94** // COLLEGE: **UCLA '15**
DRAFT: **FA, 2015** // NFL: **ROOKIE SEASON** // DOLPHINS: **ROOKIE SEASON**

Signed by the Dolphins as an undrafted college free agent on May 8, 2015 ... Three-year (2012-14) letterman at UCLA ... Saw action in all 13 games as a senior in 2014 ... Recorded 21 tackles and three sacks ... Played in all 13 games with eight starts as junior in 2013 ... Recorded 31 tackles including four tackles for loss and two sacks ... Named honorable mention All-Pac-12 ... Earned Captain Don Brown Award for most improved player on defense at team banquet ... Played in nine games as a sophomore in 2012 ... Recorded 10 tackles ... Credited with a sack in season-opener at Rice ... Attended Monrovia (Calif.) High School ... Named an All-CIF Mid-Valley Division at defensive line ... Team posted 23-5 record over his senior and junior seasons ... Was the Pasadena Star-News two-time Defensive Player of the Year ... Recorded 55 tackles, five sacks and three fumble recoveries as a senior ... Named U.S. Air Force Medium Schools second team All-American ... Recorded 69 tackles and 11 sacks as a junior ... Born July 13, 1994 in Monrovia, Calif.



67 // DE

KENDALL
MONTGOMERY

HT: **6-5** // WT: **275** // BORN: **7/27/92** // COLLEGE: **BOWLING GREEN '15**
DRAFT: **FA, 2015** // NFL: **ROOKIE SEASON** // DOLPHINS: **ROOKIE SEASON**


Signed by the Dolphins as an undrafted college free agent on May 8, 2015 ... Four-year (2012-14) letterman at Bowling Green ... Played in all 14 games at defensive end as a senior in 2014 ... Recorded 20 tackles (nine solo), 3.5 tackles for loss, two sacks, a forced fumble and a fumble recovery ... Added six quarterback hurries and three pass breakups ... Played in all 14 games as a junior in 2013 ... Recorded 21 tackles (15 solo), four tackles for loss and three sacks ... Played in 11 games with two starts as a sophomore in 2012 ... Played tight end and defensive end over the course of the season ... Played in 11 games with four starts as a sophomore in 2011 ... Caught just one pass on the season, but it was good for a touchdown in a win at Miami ... Redshirted in 2010 ... Attended Monsignor Pace High School in Miami ... Participated in the U.S. vs. World All-Star game ... Born July 27, 1992.



64 // G
DIONTE
SAVAGE

HT: 6-4 // WT: 335 // BORN: 2/10/92 // COLLEGE: OKLAHOMA '15
DRAFT: FA, 2015 // NFL: ROOKIE SEASON // DOLPHINS: ROOKIE SEASON

Signed by the Dolphins as an undrafted college free agent on May 8, 2015 ... Two-year (2013-14) letterman at Oklahoma ... Played in 13 games with six starts as a senior in 2014 ... Named Honorable Mention All-Big 12 by the league's coaches and Academic All-Big 12 Second Team honoree ... Made first start of career at left guard in the Sugar Bowl vs. Alabama ... Attended Arizona Western prior to Oklahoma ... Named NJCAA Second Team All-American ... Helped the team win its first bowl victory in 40 years at the 2012 El Toro Bowl ... Majored in arts and sciences planned program ... Brother, Dion, is a professional boxer ... Born February 10, 1992.



82 // TE
TIM
SEMISCH

HT: 6-5 // WT: 275 // BORN: 9/18/91 // COLLEGE: BOWLING GREEN '15
DRAFT: FA, 2015 // NFL: ROOKIE SEASON // DOLPHINS: ROOKIE SEASON

Signed by the Dolphins as an undrafted college free agent on May 11, 2015 ... Four-year (2011-14) letterman at Northern Illinois ... Transferred from University of Nebraska Omaha ... Played in 49 career games ... Recorded 10 receptions for 100 yards and three touchdowns ... Played in 11 games as a senior in 2014 ... Saw action primarily on special teams ... Played in 13 games with one start as a junior in 2013 ... Recorded seven receptions for 84 yards and a TD ... Played in 13 games as a sophomore in 2012 ... Caught two passes for nine yards ... Saw action in 12 games and made two starts in 2011 ... Caught his first career pass for a seven-yard touchdown ... Redshirted in 2010 at Nebraska Omaha ... Majored in organizational/ corporate communication ... Attended Millard North High School in Omaha, Neb ... Three-time varsity letter winner for football and four-time letterman in hockey and lacrosse ... Earned all-state honors for both hockey and lacrosse in each of his last three years ... Born September 18, 1991.



49 // LB

ZACH
VIGIL

HT: 6-2 // WT: 240 // BORN: 3/28/91 // COLLEGE: UTAH STATE '15
DRAFT: FA, 2015 // NFL: ROOKIE SEASON // DOLPHINS: ROOKIE SEASON

Signed by the Dolphins as an undrafted college free agent on May 8, 2015 ... Three-year (2012-14) letterman at Utah State ... Set the school record with 43.5 career tackles for loss ... Ranked fifth all-time in school history with 389 tackles (163 solo) ... Had 20 career double-digit tackle games ... Started all 14 games as a senior in 2014 ... Recorded 156 tackles ... His 20.5 tackles for loss tied for the most in Mountain West history ... Earned All-America honors from USA Today Sports (second team), Phil Steele (third team), Athlon Sports (fourth team) and SI.com (honorable mention) ... Named the Mountain West Defensive Player of the Year ... Earned Defensive Most Valuable Player award of the 2014 Gildan New Mexico Bowl after recording 11 tackles against UTEP ... Played in 14 games as a junior in 2013 ... Recorded 124 tackles (47 solo), 12.5 tackles for loss, two sacks, two forced fumbles and an interception ... Played in 13 games as a sophomore in 2012 ... Recorded 105 tackles (34 solo), 9.5 tackles for loss, and a forced fumble ... Played in four games as a redshirt freshman in 2011 ... Recorded four tackles ... Redshirted in 2010 ... Graduated in the spring of 2014 with a degree in interdisciplinary studies and earned his second bachelor's degree in business administration in the summer of 2015 ... Attended Clearfield (Utah) High School ... Was a two-time all-state and all-region honoree ... Played both wide receiver and safety ... Recorded 59 tackles, 3.5 sacks and one interception on defense... Posted team-leading 32 receptions for 355 yards (11.1 avg.) with one TD ... Named as a second-team all-region honoree in wrestling, helping school to a 32-4 record ... Member of the school's honor roll ... Younger brother, Nick, is a sophomore linebacker for USU ... Born March 28, 1991.



60 // T

AUNDREY
WALKER

HT: 6-6 // WT: 305 // BORN: 1/15/93 // COLLEGE: SOUTHERN CALIFORNIA '15
DRAFT: FA, 2015 // NFL: ROOKIE SEASON // DOLPHINS: ROOKIE SEASON

Signed by the Dolphins as an undrafted college free agent on May 8, 2015 ... Saw action in six games as a senior in 2014 ... Played in 12 games with 10 starts at right guard as a junior in 2013 ... Broke his left ankle against UCLA, which sidelined him for the rest of the season ... Played in 12 games with eight starts at left tackle as a sophomore in 2012 ... Played in 11 games as a freshman in 2011 ... Majored in sociology ... Attended Glenville High in Cleveland, Ohio ... Was a three-year starter ... Played both on the offensive and defensive line as a senior ... Was a Cleveland Plain Dealer All-Star ... Had 17 pancake blocks ... Helped Glenville finish as state Division I runnerup as a junior in 2009 ... Threw the shot put on school's track team, with a best of 51-1 1/2 ... Is one of 17 siblings and the youngest of 14 brothers ... Born on January 15, 1993.

MIAMI DOLPHINS 2015

NO.	NAME	POS.	HT.	WT.	BIRTH-DATE
35	Aikens, Walt	S	6-1	208	6/19/91
71	Albert, Branden	T	6-5	320	11/4/84
30	Bowman, Zack	CB	6-1	210	11/18/84
65	Brenner, Sam	C	6-2	310	4/27/90
81	Byrd, LaRon	WR	6-4	230	08/18/89
84	Cameron, Jordan	TE	6-5	260	8/7/88
29	Davis, Will	CB	5-11	190	5/8/90
25	Delmas, Louis	S	5-11	208	4/12/87
92	Denney, John	LS	6-5	252	12/13/78
78	Fede, Terrence	DE	6-4	278	11/19/91
2	Fields, Brandon	P	6-5	249	5/21/84
74	Fox, Jason	T	6-6	310	5/2/88
5	Freeman, Josh	QB	6-6	248	1/13/88
23	Gillislee, Mike	RB	5-11	219	11/1/90
21	Grimes, Brent	CB	5-10	185	7/19/83
61	Hawkins, Donald	T	6-4	305	4/22/92
70	James, Ja'Wuan	T	6-6	315	6/3/92
27	James, LaMichael	RB	5-9	200	10/22/92
53	Jenkins, Jelani	LB	6-0	243	3/13/92
85	Jennings, Greg	WR	6-0	198	9/21/83
76	Johnson, Anthony	DT	6-2	317	1/24/93
38	Jones, Don	S	5-11	205	5/14/90
20	Jones, Reshad	S	6-1	218	2/25/88
44	Kovacs, Jordan	S	5-10	208	6/12/90
14	Landry, Jarvis	WR	5-11	202	11/28/92
72	Linkenbach, Jeff	G/T	6-6	317	6/9/87
18	Matthews, Rishard	WR	6-0	217	10/12/89
24	McCain, Brice	CB	5-9	190	12/10/86
58	McCain, Chris	LB	6-5	245	11/21/91
66	McClendon, Jacques	C/G	6-3	320	12/10/87
26	Miller, Lamar	RB	5-10	225	4/25/91
55	Misi, Koa	LB	6-3	255	1/17/87
90	Mitchell, Earl	DT	6-3	310	9/25/87
8	Moore, Matt	QB	6-3	220	8/9/84
94	Mosley, C.J.	DT	6-2	315	8/6/83
42	Paysinger, Spencer	LB	6-2	250	6/28/88
51	Pouncey, Mike	C	6-5	305	7/24/89
19	Preston, Michael	WR	6-5	220	6/1/89
89	Robinson, Gerell	TE	6-4	248	10/13/89
37	Seamster, Sammy	CB	6-0	205	2/5/91
79	Shelby, Derrick	DE	6-2	280	3/4/89
52	Sheppard, Kelvin	LB	6-2	249	1/2/88
80	Sims, Dion	TE	6-4	268	2/18/91
10	Stills, Kenny	WR	6-0	198	4/22/92
86	Stoneburner, Jake	TE	6-3	250	8/25/89
6	Streeter, Tommy	WR	6-5	216	10/7/89
9	Sturgis, Caleb	K	5-9	192	8/9/89
93	Suh, Ndamukong	DT	6-4	320	1/6/87
17	Tannehill, Ryan	QB	6-4	220	7/27/88
22	Taylor, Jamar	CB	5-10	195	9/29/90
63	Thomas, Dallas	G	6-5	315	10/30/89
31	Thomas, Michael	S	5-11	201	3/17/90
57	Tripp, Jordan	LB	6-3	244	4/3/91
50	Vernon, Olivier	DE	6-2	275	10/7/90
91	Wake, Cameron	DE	6-3	270	1/30/82
59	Walton, J.D.	C/G	6-3	310	3/24/87
34	Williams, Damien	RB	5-11	225	4/3/92

VETERANS ROSTER

NFL EXP.	COLLEGE	HOMETOWN	HOW ACQUIRED
2	Liberty '14	Charlotte, N.C.	D4, '14
8	Virginia '09	Glen Burnie, Md.	UFA, '14 (K.C.)
8	Nebraska '07	Anchorage, Alaska	UFA, '15 (NYG)
2	Utah '13	Oceanside, Calif.	FA, '13
3	Miami (Fla.) '11	Hahnville, La.	FA, '15
5	Southern California '10	Newbury Park, Calif.	UFA, '15 (Cle.)
3	Utah State '13	Spokane, Wash.	D3b, '13
6	Western Michigan '09	North Miami Beach, Fla.	FA, '14
11	Brigham Young '05	Thornton, Colo.	FA, '05
2	Marist '14	Nyack, N.Y.	D7, '14
9	Michigan State '07	Toledo, Ohio	D7b, '07
6	Miami (Fla.) '10	Fort Worth, Texas	UFA, '14 (Det.)
6	Kansas State '08	Kansas City, Mo.	UFA '15
3	Florida '13	DeLand, Fla.	D5a, '13
9	Shippensburg '06	Philadelphia, Pa.	UFA, '13 (Atl.)
2	Texas '14	Tunica, Miss.	Wai., '15 (Dal.)
2	Tennessee '14	Suwannee, Ga.	D1, '14
4	Oregon '11	Texarkana, Texas	FA '14
3	Florida '13	Olney, Md.	D4a, '13
10	Western Michigan '05	Kalamazoo, Mich.	FA, '15
2	LSU '15	New Orleans, La.	FA, '14
3	Arkansas State '13	Town Creek, Ala.	Wai, '14 (N.E.)
6	Georgia '10	Atlanta, Ga.	D5b, '10
3	Michigan '13	Curtice, Ohio	FA, '14
2	LSU '15	Lutcher, La.	D2, '14
6	Cincinnati '09	Sandusky, Ohio	UFA, '15 (K.C.)
4	Nevada '12	Santa Ana, Calif.	D7b, '12
7	Utah '08	Terrell, Texas	UFA '15 (Pit.)
2	California '14	Greensboro, NC	FA, '14
4	Tennessee '09	Cleveland, Tenn.	UFA, 15 (Jac.)
4	Miami (Fla.) '13	Miami, Fla.	D4, '12
6	Utah '10	Santa Rosa, Calif.	D2, '10
6	Arizona '10	Houston, Texas	UFA, '14 (Hou.)
8	Oregon State '07	Newhall, Calif.	UFA, '11 (Car.)
11	Missouri '04	Waynesville, Mo.	UFA, '15 (Det.)
5	Oregon '10	Los Angeles, Calif.	UFA, 15 (NYG)
5	Florida '11	Lakeland, Fla.	D1, '11
3	Heidelberg '10	Euclid, Ohio	FA '15 (Ten.)
2	Arizona State '13	Chandler, Ariz.	FA, '14
2	Middle Tenn. State '14	Ooltewah, Tenn.	Wai., '14 (Balt.)
4	Utah '12	Houston, Texas	FA, '12
5	LSU '11	Stone Mountain, Ga.	FA, '14
3	Michigan State '14	Detroit, Mich.	D4b, '13
3	Oklahoma '13	Carlsbad, Calif.	T, 2015 (N.O.)
2	Ohio State '13	Dublin, Ohio	FA, '14
2	Miami (FL) '12	Miami, Fla.	FA, '15
3	Florida '13	St. Augustine, Fla.	D5b, '13
6	Nebraska '09	Portland, Oreg.	UFA '15 (Det.)
4	Texas A&M '12	Big Spring, Texas	D1, '12
3	Boise State '13	San Diego, Calif.	D2, '13
3	Tennessee '13	Baton Rouge, La.	D3a, '13
3	Stanford '12	Houston, Texas	FA, '13
2	Montana '14	Missoula, Mont.	D5b, '14
4	Miami (Fla.) '13	Miami, Fla.	D3a, '12
7	Penn State '05	Hyattsville, Md.	FA, '09
6	Baylor '09	Allen, Texas	UFA, '15 (NYG)
2	Oklahoma '14	San Diego, Calif.	FA, '14

MIAMI DOLPHINS 2015 ROOKIE AND

NO.	NAME	POS.	HT.	WT.	BIRTH-DATE
3	Ajayi, Jay	RB	6-0	228	6/15/93
87	Aultman, Damarr	WR	5-11	208	1/13/92
68	Baucus, Mickey	T	6-8	310	2/13/92
16	Bethel-Thompson, McLeod	QB	6-3	236	7/3/88
62	Coleman, Deandre	DT	6-3	324	1/27/91
4	Darr, Matt	P	6-1	220	7/2/92
98	Dieke, Emmanuel	DE	6-6	278	9/23/90
75	Douglas, Jamil	G	6-4	310	2/28/92
47	Drew, Ray	DE	6-5	275	9/24/92
96	Francis, A.J.	DT	6-5	330	5/7/90
3	Franks, Andrew	K	6-1	205	1/11/93
32	Gary, Shamiel	S	6-0	217	5/31/90
83	Hazel, Matt	WR	6-1	205	1/23/92
46	Hewitt, Neville	LB	6-2	235	4/6/93
45	Hull, Mike	LB	6-0	237	5/25/91
1	Jones, Christion	WR	5-11	190	12/20/92
7	King, Nigel	WR	6-3	216	10/9/92
69	Liedtke, Michael	G/T	6-3	310	1/15/92
36	Lippett, Tony	CB	6-3	200	7/2/92
48	Luc, Jeff	LB	6-1	255	2/14/92
88	Lynch, Arthur	TE	6-5	252	6/17/90
28	McCain, Bobby	CB	5-11	196	8/18/93
73	McCarthy, Ellis	DT	6-5	345	7/13/94
15	McDonald, Tyler	WR	6-3	202	5/9/91
67	Montgomery, Kendall	DE	6-5	275	7/27/92
11	Parker, DeVante	WR	6-3	218	1/20/93
97	Phillips, Jordan	DT	6-6	330	10/15/92
64	Savage, Dionte	G	6-4	335	2/10/92
82	Semisch, Tim	TE	6-8	275	9/18/91
41	Thompson, Cedric	S	6-0	212	2/10/93
77	Turner, Billy	G	6-5	302	10/17/91
49	Vigil, Zach	LB	6-2	240	3/28/91
60	Walker, Aundrey	T	6-6	305	1/15/93

PRONUNCIATION GUIDE

Player	Phonetically
Jay Ajayi	uh-JYE-ee
McLeod Bethel-Thompson	muh-CLOUD
Louis Delmas	DEL-mus
Emmanuel Dieke	D-A-kay
Jamil Douglas	Juh-MILL
Mike Gillislee	Gil-is-LEE
Terrence Fede	Fuh-DAY
Ja'Wuan James	JUH-Wan
Jelani Jenkins	JUH -la-NEE
Michael Liedtke	LID-kee
Jeff Linkenbach	LINK-un-bok
Jeff Luc	LUKE
Jacques McClendon	ZH-ock
Koa Misi	CO-uh, ME-see
Mike Pouncey	POUNCE-e

FIRST-YEAR ROSTER

NFL EXP.	COLLEGE	HOMETOWN	HOW ACQUIRED
R	Boise State '15	Plano, Texas	D5b, '15
R	Maine, '15	Wheatley Heights, N.Y.	FA, '15
R	Arizona '15	Mundelein, Ill.	FA, '15
1	Sacramento State '11	San Francisco, Calif.	FA '14
1	California '14	Seattle, Wash.	FA, '14
R	Tennessee '15	Bakersfield, Calif.	FA, '15
1	Georgia Tech '14	Jackson, Miss.	FA '14
R	Arizona State '15	Cypress, Calif.	D4, '15
R	Georgia '15	Thomasville, Ga.	FA, '15
1	Maryland '13	Severn, Md.	FA, '13
R	Rensselaer Polytechnic Inst. '15	Carmel, Calif.	FA, '15
1	Oklahoma State '13	Tulsa, Oklahoma	FA '15
1	Coastal Carolina '14	North Augusta, SC	D6, '14
R	Marshall '15	Conyers, Ga.	FA, '15
R	Penn State '15	Canonsburg, Pa.	FA, '15
R	Alabama '15	Adamsville, Ala.	FA, '15
R	Kansas '15	Raleigh, N.C.	FA, '15
R	Illinois State '15	Woodstock, Ill.	FA, '15
R	Michigan State '15	Detroit, Mich.	5d, '15
R	Cincinnati '15	Port St. Lucie, Fla.	FA, '15
1	Georgia '14	Dartmouth, Mass.	D5, '14
R	Memphis '15	Oxford, Ala.	D5a, '15
R	UCLA '15	Monrovia, Calif.	FA, '15
1	South Carolina State '13	Summerville, S.C.	FA, '15
R	Bowling Green '15	Miami, Fla.	FA, '15
R	Louisville '15	Louisville, Ky.	D1, '15
R	Oklahoma '15	Towanda, Kan.	D2, '15
R	Oklahoma '15	Flint, Mich.	FA, '15
R	Northern Illinois '15	Omaha, Neb.	FA, '15
R	Minnesota '15	Calipatria, Calif.	D5c, '15
1	North Dakota State '14	Shoreview, Minn.	D3, '14
R	Utah State '15	Clearfield, Utah	FA, '15
R	Southern California '15	Cleveland, Ohio	FA, '15

PRONUNCIATION GUIDE (Cont'd)

Player

Tim Semisch	—
Caleb Sturgis	—
Ndamukong Suh	—
Ryan Tannehill	—
Olivier Vernon	—

Phonetically

SEMM-ish
KAY-lib
En-dom-ah-ken Soo
TAN-uh-hill
Oh-Liv-E-AYE

Coach/Staff

Lou Anarumo	—
Joe Cimino	—
Naohisa Inoue	—
Darren Krein	—
Marwan Maalouf	—
Phil McGeoghan	—
Dave Puloka	—

Phonetically

aann-UH-room-OH
Chu-MEAN-oh
Now-HE-Sa, IN-ew-way
Krine
mah-LOOF
muh-GAY-gehn
Puh-LOU-kuh

2015 POSITIONAL ROSTER

QUARTERBACKS (4)

5	Freeman, Josh	QB
8	Moore, Matt	QB
16	Bethel-Thompson, McLeod	QB
17	Tannehill, Ryan	QB

RUNNING BACKS (5)

23	Gillislee, Mike	RB
26	Miller, Lamar	RB
27	James, LaMichael	RB
33	Ajayi, Jay	RB
34	Williams, Damien	RB

WIDE RECEIVERS (13)

1	Jones, Christion	WR
6	Streeter, Tommy	WR
7	King, Nigel	WR
10	Stills, Kenny	WR
11	Parker, DeVante	WR
14	Landry, Jarvis	WR
15	McDonald, Tyler	WR
18	Matthews, Rishard	WR
19	Preston, Michael	WR
81	Byrd, LaRon	WR
83	Hazel, Matt	WR
85	Jennings, Greg	WR
87	Aultman, Damarr	WR

TIGHT ENDS (6)

80	Sims, Dion	TE
82	Semisch, Tim	TE
84	Cameron, Jordan	TE
86	Stoneburner, Jake	TE
88	Lynch, Arthur	TE
89	Robinson, Gerell	TE

OFFENSIVE LINEMEN (16)

51	Pouncey, Mike	C
59	Walton, J.D.	C/G
60	Walker, Aundrey	T
61	Hawkins, Donald	T
63	Thomas, Dallas	G
64	Savage, Dionte	G
65	Brenner, Sam	C
66	McClendon, Jacques	C/G
68	Baucus, Mickey	T
69	Liedtke, Michael	G/T
70	James, Ja'Wuan	T
71	Albert, Branden	T
72	Linkenbach, Jeff	G/T
74	Fox, Jason	T
75	Douglas, Jamil	G
77	Turner, Billy	G

DEFENSIVE LINEMEN (15)

47	Drew, Ray	DE
50	Vernon, Olivier	DE
62	Coleman, Deandre	DT
67	Montgomery, Kendall	DE
73	McCarthy, Ellis	DT
76	Johnson, Anthony	DT
78	Fede, Terrence	DE
79	Shelby, Derrick	DE
90	Mitchell, Earl	DT
91	Wake, Cameron	DE
93	Suh, Ndamukong	DT
94	Mosley, C.J.	DT
96	Francis, A.J.	DT
97	Phillips, Jordan	DT
98	Dieke, Emmanuel	DE

LINEBACKERS (10)

42	Paysinger, Spencer	LB
45	Hull, Mike	LB
46	Hewitt, Neville	LB
48	Luc, Jeff	LB
49	Vigil, Zach	LB
52	Sheppard, Kelvin	LB
53	Jenkins, Jelani	LB
55	Misi, Koa	LB
57	Tripp, Jordan	LB
58	McCain, Chris	LB

DEFENSIVE BACKS (16)

20	Jones, Reshad	S
21	Grimes, Brent	CB
22	Taylor, Jamar	CB
24	McCain, Brice	CB
25	Delmas, Louis	S
28	McCain, Bobby	CB
29	Davis, Will	CB
30	Bowman, Zack	CB
31	Thomas, Michael	S
32	Gary, Shamiel	S
35	Aikens, Walt	S
36	Lippett, Tony	CB
37	Seamster, Sammy	CB
38	Jones, Don	S
41	Thompson, Cedric	S
44	Kovacs, Jordan	S

SPECIALISTS (5)

2	Fields, Brandon	P
3	Franks, Andrew	K
4	Darr, Matt	P
9	Sturgis, Caleb	K
92	Denney, John	LS

2015 NUMERICAL ROSTER

1	Christion JonesWR	51	Mike PounceyC
2	Brandon FieldsP	52	Kelvin SheppardLB
3	Andrew FranksK	53	Jelani JenkinsLB
4	Matt DarrP	55	Koa MisiLB
5	Josh FreemanQB	57	Jordan TrippLB
6	Tommy StreeterWR	58	Chris McCainLB
7	Nigel KingWR	59	Walton, J.D.C/G
8	Moore, MattQB	60	Aundrey WalkerT
9	Caleb SturgisK	61	Donald HawkinsT
10	Kenny StillsWR	62	Deandre ColemanDT
11	DeVante ParkerWR	63	Dallas ThomasG
14	Jarvis LandryWR	64	Dionte SavageG
15	Tyler McDonaldWR	65	Sam BrennerC
16	McLeod Bethel-ThompsonQB	66	McClendon, JacquesC/G
17	Ryan TannehillQB	67	Kendall MontgomeryDE
18	Rishard MatthewsWR	68	Mickey BaucusT
19	Michael PrestonWR	69	Michael LiedtkeG/T
20	Reshad JonesS	70	Ja'Wuan JamesT
21	Brent GrimesCB	71	Branden AlbertT
22	Jamar TaylorCB	72	Linkenbach, JeffG/T
23	Mike GillisleeRB	73	Ellis McCarthyDT
24	Brice McCainCB	74	Jason FoxT
25	Louis DelmasS	75	Jamil DouglasG
26	Lamar MillerRB	76	Anthony JohnsonDT
27	LaMichael JamesRB	77	Billy TurnerG
28	Bobby McCainCB	78	Terrence FedeDE
29	Will DavisCB	79	Derrick ShelbyDE
30	Zack BowmanCB	80	Dion SimsTE
31	Michael ThomasS	81	LaRon ByrdWR
32	Shamiel GaryS	82	Tim SemischTE
33	Jay AjayiRB	83	Matt HazelWR
34	Damien WilliamsRB	84	Jordan CameronTE
35	Walt AikensS	85	Greg JenningsWR
36	Tony LippettCB	86	Jake StoneburnerTE
37	Sammy SeamsterCB	87	Damarr AultmanWR
38	Don JonesS	88	Arthur LynchTE
41	Cedric ThompsonS	89	Gerell RobinsonTE
42	Paysinger, SpencerLB	90	Earl MitchellDT
44	Jordan KovacsS	91	Cameron WakeDE
45	Mike HullLB	92	John DenneyLS
46	Neville HewittLB	93	Ndamukong SuhDT
47	Ray DrewDE	94	C.J. MosleyDT
48	Jeff LucLB	96	A.J. FrancisDT
49	Zach VigilLB	97	Jordan PhillipsDT
50	Olivier VernonDE	98	Emmanuel DiekeDE

DOLPHINS REGULAR SEASON WIN STREAKS AMONG NFL BEST

Since the 1970 NFL-AFL merger, the Dolphins and New England Patriots are the only teams to have two regular season winning streaks of 16 or more games. Miami won 16 consecutive games from 1971-73 (1 in 1971, 14 in 1972, 1 in 1973) and another 16-game streak from 1983-84 (5 in 1983, 11 in 1984). New England had a 21-game streak from 2006-08 (3 in 2006, 16 in 2007, 2 in 2008) and an 18-game streak from 2003-04 (12 in 2003, 6 in 2004). Teams that had one streak of 16 or more consecutive wins since 1970 include Indianapolis' NFL-record 23 consecutive regular season wins from 2008-09 (9 in 2008, 14 in 2009) and Pittsburgh's 16-game streak from 2004-05 (14 in 2004, 2 in 2005).

2014 DOLPHINS STATISTICS

REGULAR SEASON RESULTS (8-8)

DATE	OPPONENT	SCORE	W/L	ATTENDANCE
SEPT. 7	NEW ENGLAND	33-20	W	70,630
Sept. 14	at Buffalo	10-29	L	69,954
SEPT. 21	KANSAS CITY	15-34	L	70,313
Sept. 28	at Oakland (London)	38-14	W	83,436
OCT. 12	GREEN BAY	24-27	L	70,875
Oct. 19	at Chicago	27-14	W	62,413
Oct. 26	at Jacksonville	27-13	W	65,633
NOV. 2	SAN DIEGO	37-0	W	70,222
Nov. 9	at Detroit	16-20	L	63,179
NOV. 13	BUFFALO	22-9	W	71,573
Nov. 23	at Denver	36-39	L	76,987
Dec. 1	at New York Jets	16-13	W	78,160
DEC. 7	BALTIMORE	13-28	L	70,244
Dec. 14	at New England	13-41	L	68,756
DEC. 21	MINNESOTA	37-35	W	66,203
DEC. 28	NEW YORK JETS	24-37	L	70,220

TEAM STATISTICS

	DOLPHINS	OPPONENTS
TOTAL FIRST DOWNS	361	309
Rushing	99	99
Passing	226	194
Penalty	36	16
Third Down: Made/Att.....	80/200	98/223
Third Down Pct.	40.0	43.9
Fourth Down: Made/Att.	7/19	13/22
Fourth Down Pct.	36.8	59.1
POSSESSION AVG.	30:08	29:52
TOTAL NET YARDS	5601	5494
Avg. Per Game	350.1	343.4
Total Plays	1040	1029
Avg. Per Play	5.4	5.3
NET YARDS RUSHING	1872	1937
Avg. Per Game	117.0	121.1
Total Rushes	399	453
NET YARDS PASSING	3729	3557
Avg. Per Game	233.1	222.3
Sacked/Yards Lost	46/337	39/211
Gross Yards.....	4066	3768
Att./Completions	595/394	537/338
Completion Pct.	66.2	62.9
Had Intercepted	12	14
PUNTS/AVERAGE.....	59/45.6	61/42.5
NET PUNTING AVG.	59/38.6	61/38.2
PENALTIES/YARDS.....	81/635	105/920
FUMBLES/BALL LOST	27/11	19/11
TOUCHDOWNS	42	42
Rushing	12	13
Passing	27	27
Returns.....	3	2

Score By Quarters	1	2	3	4	OT	Total
DOLPHINS.....	53	108	137	90	0	388
OPPONENTS	74	84	85	130	0	373

RUSHING

	NO.	YDS.	AVG.	LG	TD
Miller	216	1099	5.1	97t	8
Tannehill	56	311	5.6	40	1
Dan. Thomas	44	168	3.8	15	2
Moreno	31	148	4.8	15	1
Damie. Williams.....	36	122	3.4	19	0
M. Wallace.....	4	16	4.0	12	0
L. James.....	3	9	3.0	5	0
Matthews	1	3	3.0	3	0
Darkwa.....	4	2	0.5	7	0
Moore	2	-2	-1.0	-1	0
Landry	2	-4	-2.0	4	0
DOLPHINS	399	1872	4.7	97t	12
OPPONENTS	453	1937	4.3	47	13

PASSING

	ATT.	COMP.	YDS.	PCT.	TD	INT.	LG	SACK/ LOST	RATING
Tannehill	590	392	4045	66.4	27	12	50	46/337	92.8
Moore	4	2	21	50.0	0	0	14	0/0	65.6
M. Wallace	1	0	0	0.0	0	0	-	0/0	39.6
DOLPHINS	595	394	4066	66.2	27	12	50	46/337	92.5
OPPONENTS	537	338	3768	62.9	27	14	74t	39/211	89.7

RECEIVING

	NO.	YDS.	AVG.	LG	TD
Landry	84	758	9.0	25	5
M. Wallace.....	67	862	12.9	50	10
Clay	58	605	10.4	41	3
Hartline	39	474	12.2	35	2
Miller	38	275	7.2	20	1
Gibson	29	295	10.2	40	1
Sims	24	284	11.8	38	2
Damie. Williams.....	21	187	8.9	32	1
Dan. Thomas	13	121	9.3	25	0
Matthews	12	135	11.3	23	2
Darkwa.....	3	31	10.3	17	0
Hoskins	3	21	7.0	14	0
Damia. Williams.....	1	14	14.0	14	0
Moreno	1	8	8.0	8	0
Tannehill	1	-4	-4.0	0	0
DOLPHINS	394	4066	10.3	50	27
OPPONENTS	338	3768	11.1	74t	27

INTERCEPTIONS

	NO.	YDS.	AVG.	LG	TD
Grimes	5	80	16.0	32	1
R. Jones.....	3	62	20.7	50	0
Delmas.....	1	81	81.0	81t	1
Aikens	1	43	43.0	43	0
J. Wilson	1	31	31.0	31	0
Shelby	1	2	2.0	2	0
Stanford	1	0	0.0	0	0
Trusnik	1	0	0.0	0	0
DOLPHINS	14	299	21.4	81t	2
OPPONENTS	12	252	21.0	70	0

PUNTING

	NO.	YDS.	AVG.	NET	TB	IN 20	LG	BLK
Fields	58	2688	46.3	38.6	3	21	60	1
DOLPHINS	59	2688	45.6	38.6	3	21	60	1
OPPONENTS	61	2593	42.5	38.2	3	24	64	3

PUNT RETURNS

	RET.	FC	YDS.	AVG.	LG	TD
Landry	25	19	204	8.2	32	0
DOLPHINS	25	19	204	8.2	32	0
OPPONENTS	36	11	349	9.7	47	0

KICKOFF RETURNS

	NO.	YDS.	AVG.	LG	TD
Landry	34	954	28.1	74	0
Damie. Williams.....	5	102	20.4	26	0
Fede.....	1	13	13.0	13	0
Garner	1	13	13.0	13	0
TEAM	41	1082	26.4	74	0
OPPONENTS	46	1237	26.9	102t	1

FIELD GOALS

	1-19	20-29	30-39	40-49	50+	TOTALS
Sturgis	1/1	12/12	7/8	6/10	3/6	29/37
DOLPHINS	1/1	12/12	7/8	6/10	3/6	29/37
OPPONENTS	1/1	6/6	11/13	7/13	1/1	26/34

SCORING

	TDR	TDP	TDRt	PAT	FG	S	2-PT	TP
Sturgis	0	0	0	41/41	29/37	0	0	128
M. Wallace	0	10	0	0	0	0	0	60
Miller	8	1	0	0	0	0	0	54
Landry	0	5	0	0	0	0	0	30
Clay	0	3	0	0	0	0	0	18
Dan. Thomas	2	0	0	0	0	0	1	14
Hartline	0	2	0	0	0	0	0	12
Matthews	0	2	0	0	0	0	0	12
Sims	0	2	0	0	0	0	0	12
Delmas.....	0	0	1	0	0	0	0	6
Finnegan	0	0	1	0	0	0	0	6
Gibson	0	1	0	0	0	0	0	6
Grimes	0	0	1	0	0	0	0	6
Moreno	1	0	0	0	0	0	0	6
Tannehill	1	0	0	0	0	0	0	6
Damie. Williams.....	0	1	0	0	0	0	0	6
Fede	0	0	0	0	0	1	0	2
DOLPHINS	12	27	3	41/41	29/37	1	1	388
OPPONENTS	13	27	2	39/39	26/34	0	2	373

TWO-POINT CONVERSIONS

Dan. Thomas 1.

DOLPHINS 1-1, OPPONENTS 2-3

SACKS

Wake 11.5, Vernon 6.5, Starks 4.5, Jenkins 3.5, Shelby 3, Mitchell 2, Delmas 1, Fede 1, Freeny 1, R. Jones 1, Jordan 1, McCain 1, Misi 1, Odrick 1.

DOLPHINS 39.0, OPPONENTS 46.0

2014 DEFENSIVE STATISTICS

PLAYER	SOLO	ASST	TOTAL	SACKS/YDS	TFL	QBH	INT./YDS	PD	FF	FR
Jenkins	81	27	108	3.5/26.5	9	6	0/0	1	2	0
R. Jones	70	9	79	1.0/8.0	5	1	3/62	7	1	0
Misi	50	16	66	1.0/8.0	4	4	0/0	2	0	1
Delmas	50	11	61	1.0/4.0	2	1	1/81	3	0	2
Grimes	47	10	57	0.0/0.0	1	0	5/80	13	1	0
Wilson	46	11	57	0.0/0.0	0	1	1/31	2	0	0
Vernon	31	15	46	6.5/30.5	9	12	0/0	0	2	0
Wheeler	34	11	45	0.0/0.0	2	0	0/0	0	0	0
Finnegan	33	11	44	0.0/0.0	1	0	0/0	9	1	1
Trusnik	26	13	39	0.0/0.0	4	0	1/0	2	0	2
Wake	31	5	36	11.5/59.5	8	18	0/0	3	3	1
Mitchell	25	8	33	2.0/12.0	8	2	0/0	1	0	0
Odrick	24	6	30	1.0/1.0	3	6	0/0	5	1	1
Taylor	29	0	29	0.0/0.0	3	0	0/0	0	0	0
Starks	19	9	28	4.5/19.5	6	6	0/0	1	0	1
Shelby	21	5	26	3.0/17.0	4	3	1/2	1	0	1
Sheppard	14	6	20	0.0/0.0	1	1	0/0	0	1	0
Jordan	13	0	13	1.0/7.0	1	2	0/0	1	0	0
Davis	11	1	12	0.0/0.0	0	0	0/0	3	0	0
Aikens	8	2	10	0.0/0.0	0	0	1/43	1	0	0
Fede	8	2	10	1.0/5.0	1	1	0/0	0	0	0
Stanford	7	2	9	0.0/0.0	1	0	1/0	2	0	0
M. Thomas	6	2	8	0.0/0.0	0	0	0/0	0	0	0
Freeny	2	3	5	1.0/4.0	1	1	0/0	0	0	0
Kovacs	4	0	4	0.0/0.0	0	0	0/0	0	0	0
McCain	4	0	4	1.0/9.0	3	1	0/0	0	0	0
Ellerbe	2	0	2	0.0/0.0	0	0	0/0	0	0	0
Johnson	1	1	2	0.0/0.0	0	1	0/0	0	0	1
Rose	1	0	1	0.0/0.0	0	0	0/0	0	0	0
Tripp	1	0	1	0.0/0.0	0	0	0/0	0	0	0

NOTE: Special teams and miscellaneous tackles not included above.

DEFENSIVE TOUCHDOWNS: C. Finnegan (50-yd Fumble return - at Oakland 9/28); L. Delmas (81-yd INT return at Jacksonville 10/26); B. Grimes (22-yd INT return at Jacksonville 10/26).

MISCELLANEOUS TACKLES: Tannehill (3), Colledge (2) Albert (1), Fox (1) Gibson (1), Grimes (1) Hartline (1), J. James (1), Landry (1), Miller (1), Satele (1), Wallace (1).

SACKS:

Wake (11.5): 2 - vs. New England (9/7); 1.5 - vs. Green Bay (10/12), 1 - at Chicago (10/19); 1 - at Jacksonville (10/26); 1 - vs. San Diego (11/2); 2 - at Detroit (11/9); 1 - at N.Y. Jets (12/1); 2 - vs. Minnesota (12/21)

Vernon (6.5): vs. New England (9/7); 1 - vs. Kansas City; 1.5 - vs. Green Bay (10/12); 1 - vs. San Diego (11/2); 1 - vs. Buffalo (11/13); 1 - vs. Baltimore (12/7)

Starks (4.5): 1.5 - vs. Kansas City (9/21); 1 - vs. San Diego (11/2); 1 - vs. Minnesota (12/21); 1 - vs. N.Y. Jets (12/28)

Jenkins (3.5): 1.5 - vs. Kansas City (9/21); 1 - at Detroit (11/9); 1 - at Denver (11/23/14)

Shelby (3.0): 2 - at Oakland (9/28); 1 - at Chicago (10/19)

Mitchell (2.0): 1 - vs. San Diego (11/2); 1 - vs. Buffalo (11/13)

Delmas (1.0): 1 - at Chicago (10/19)

Fede (1.0): 1 - at Jacksonville (10/26)

Freeny (1.0): 1 - at Jacksonville (10/26)

R. Jones (1.0): 1 - at Jacksonville (10/26)

Jordan (1.0): 1 - vs. Minnesota (12/21)

McCain (1.0): 1 - vs. New England (9/7)

Misi (1.0): 1 - at New York Jets (12/1)
Odrick (1.0): 1 - vs. Kansas City (9/21)

INTERCEPTIONS:

Grimes (5): 1 - at Oakland (9/28); 1 - at Jacksonville (10/26); 2 - vs. San Diego (11/2); 1- at Detroit (11/9)
R. Jones (3): 1 - at Chicago (10/19); 1 - vs. San Diego (11/2); 1 - at N.Y. Jets (12/1)
Aikens (1): 1 - at Oakland (9/28)
Delmas (1): 1t - at Jacksonville (10/26)
Shelby (1): 1- vs. Minnesota (12/21)
Stanford (1): 1 - vs. Baltimore (12/7)
Trusnik (1): 1 - at New England (12/14)
Wilson (1): 1 - at Oakland (9/28)

2014 SPECIAL TEAMS STATISTICS

PLAYER	SOLO	ASST.	TOTAL	FUM. FOR.	FUM. REC.	BLOCK FG	BLOCK PATs	BLOCK PUNTS
Freeny	10	1	11	0	0	0	0	1
Trusnik	8	3	11	0	0	0	0	0
M. Thomas	9	1	10	0	0	0	0	0
Jordan	7	0	7	0	0	0	0	0
Aikens	6	0	6	0	0	0	0	0
Davis	5	0	5	0	0	0	0	0
Jones	5	0	5	0	0	0	0	0
Matthews	3	1	4	0	0	0	0	0
Sheppard	3	1	4	0	0	0	0	0
Sturgis	4	0	4	0	0	0	0	0
Damia. Williams	4	0	4	1	0	0	0	0
Kovacs	2	1	3	0	0	0	0	0
Stanford	2	1	3	0	0	0	0	0
Denney	2	0	2	0	1	0	0	0
Jenkins	2	0	2	0	0	0	0	0
Taylor	2	0	2	0	0	0	0	0
Wilson	2	0	2	0	0	0	0	0
Tripp	1	1	2	0	0	0	0	0
Fields	1	0	1	0	0	0	0	0
Landry	1	0	1	0	2	0	0	0
McCain	1	0	1	0	0	0	0	1
Misi	1	0	1	0	0	0	0	0
Vernon	1	0	1	0	0	1	0	0
Damie. Williams	1	0	1	0	0	0	0	0
Jones	0	1	1	0	0	0	0	0
Fede	0	0	0	0	0	0	0	1
Mitchell	0	0	0	0	0	1	0	0

THE LONGEST YARDS

Miami's 21-play, 92-yard drive vs. the New York Jets on January 1, 2012 was the longest scoring drive in terms of plays in franchise history. The previous team-long for a scoring drive was 18 plays, which happened three times (December 11, 2007 vs. Buffalo, September 17, 2008 at Arizona and December 27, 2009 vs. Houston). The drive against the Jets was also the longest scoring drive in team history in terms of time possession with 12 minutes and 29 seconds. The previous high was 10 minutes and 30 seconds vs. the Los Angeles Raiders on October 16, 1994.

2014 STATISTICAL BESTS

DOLPHINS INDIVIDUAL

RUSHING

Attempts	24	Knowshon Moreno vs. New England, 9/7
Yards	178	Lamar Miller vs. N.Y. Jets, 12/28
Touchdowns.....	2	Lamar Miller at Oakland, 9/28
Yards by Quarterback.....	49	Ryan Tannehill vs. Green Bay, 10/12
Longest Run from Scrimmage	97t	Lamar Miller vs. N.Y. Jets, 12/28
Longest Run from Scrimmage for TD...	97t	Lamar Miller vs. N.Y. Jets, 12/28

PASSING

Attempts	49	Ryan Tannehill at Buffalo, 9/14
Completions	35	Ryan Tannehill vs. Minnesota, 12/21
Yards	396	Ryan Tannehill vs. Minnesota, 12/21
Touchdowns.....	4	Ryan Tannehill vs. Minnesota, 12/21
Completion Percentage.....	78.1%	Ryan Tannehill at Buffalo, 9/14
Interceptions.....	0	Ryan Tannehill vs. Kansas City, 9/21
		Ryan Tannehill at Chicago, 10/19
		Ryan Tannehill vs. San Diego, 11/2
		Ryan Tannehill vs. Buffalo, 11/13
		Ryan Tannehill vs. Baltimore, 12/7
		Ryan Tannehill vs. N.Y. Jets, 12/28
Longest Completion	50	Ryan Tannehill at Jacksonville, 10/26
		Ryan Tannehill at New England, 12/14
Longest Completion for TD.....	32	Ryan Tannehill at New England, 12/14
Passer Rating	125.6	Ryan Tannehill vs. San Diego, 11/2

RECEIVING

Receptions	8	Jarvis Landry at N.Y. Jets, 12/1
		Jarvis Landry at New England, 12/14
		Jarvis Landry vs. Minnesota, 12/21
Yards	114	Charles Clay vs. Minnesota, 12/21
Touchdowns.....	2	Jarvis Landry at Denver, 11/23
		Mike Wallace vs. Minnesota, 12/21
Longest Reception by Running Back....	32	Damian Williams vs. Buffalo, 11/13
Yards by Running Back	58	Lamar Miller vs. Minnesota, 12/21
Longest Reception	50	Mike Wallace at Jacksonville, 10/26
		Mike Wallace at New England, 12/14
Longest Reception for TD	32	Mike Wallace at New England, 12/14

TOTAL YARDS FROM SCRIMMAGE...	197	Lamar Miller vs. N.Y. Jets, 12/28
--------------------------------------	-----	-----------------------------------

DEFENSE

TACKLES

Total	16	Jelani Jenkins at N.Y. Jets, 12/1
Solo	10	Jelani Jenkins vs. Kansas City, 9/21

INTERCEPTIONS

Total	2	Brent Grimes vs. San Diego, 11/2
Longest Return	81t	Louis Delmas at Jacksonville, 10/26
Longest Return for Touchdown	81t	Louis Delmas at Jacksonville, 10/26

FUMBLES

Total Forced	2	Cameron Wake vs. New England, 9/7
Total Recovered.....	1	Anthony Johnson vs. New England, 9/7
		Louis Delmas vs. New England, 9/7
		Jason Trusnik vs. Kansas City, 9/21
		Derrick Shelby vs. Kansas City, 9/21
		Cortland Finnegan at Oakland, 9/28
		Cameron Wake at Chicago, 10/19
		Randy Starks at Chicago, 10/19
		Louis Delmas at Jacksonville, 10/26

Longest Return for Touchdown	50t	Jared Odrick vs. San Diego, 11/2 Jason Trusnik vs. N.Y. Jets, 12/28 Cortland Finnegan at Oakland, 9/28
SACKS		
Total	2	Cameron Wake vs. New England, 9/7 Derrick Shelby at Oakland, 9/28 Cameron Wake at Detroit, 11/9 Cameron Wake vs. Minnesota, 12/21 Derrick Shelby at Oakland, 9/28
Yards Lost	11.0	
SPECIAL TEAMS		
Field Goals Made	4	Caleb Sturgis vs. New England, 9/7
Field Goal Attempts	4	Caleb Sturgis vs. New England, 9/7 Caleb Sturgis at Chicago, 10/19 Caleb Sturgis vs. San Diego, 11/2 Caleb Sturgis at N.Y. Jets, 12/1 Caleb Sturgis at New England, 12/14
Longest Field Goal	53	Caleb Sturgis vs. Minnesota, 12/21
Longest Field Goal Attempt	56	Caleb Sturgis vs. Minnesota, 12/21
Punts	7	Brandon Fields vs. Kansas City, 9/21
Longest Punt (yards)	60	Brandon Fields vs. Kansas City, 9/21 Brandon Fields at N.Y. Jets, 12/1 Brandon Fields vs. Baltimore, 12/7 Brandon Fields at N.Y. Jets, 12/1
Highest Gross Average	54.0	Brandon Fields at N.Y. Jets, 12/1
Highest Net Average	50.5	Brandon Fields at N.Y. Jets, 12/1
Most Punt Returns	4	Jarvis Landry vs. San Diego, 11/2
Most Punt Return Yards	55	Jarvis Landry vs. San Diego, 11/2
Highest Punt Return Average*	17.0	Jarvis Landry at New England, 12/14
Longest Punt Return	32	Jarvis Landry at New England, 12/14
Most Kickoff Returns	5	Jarvis Landry vs. Kansas City, 9/21
Most Kickoff Return Yards	174	Jarvis Landry vs. Kansas City, 9/21
Highest Kickoff Return Average*	45.5	Jarvis Landry vs. Green Bay, 10/12
Longest Kickoff Return	74	Jarvis Landry vs. Kansas City, 9/21

*Min of two

OPPONENTS INDIVIDUAL

RUSHING

Attempts	32	Knile Davis vs. Kansas City, 9/21
Yards	167	C.J. Anderson at Denver, 11/23
Touchdowns	2	Matt Asiata vs. Minnesota, 12/21
Yards by Quarterback	48	Blake Bortles at Jacksonville, 10/26
Longest Run from Scrimmage	47	C.J. Spiller at Buffalo, 9/14 Chris Johnson at N.Y. Jets, 12/1
Longest Run from Scrimmage for TD ...	23t	Chris Owusu vs. N.Y. Jets, 12/28

PASSING

Attempts	56	Tom Brady vs. New England, 9/7
Completions	29	Tom Brady vs. New England, 9/7
Yards	358	Geno Smith vs. N.Y. Jets, 12/28
Touchdowns	4	Peyton Manning at Denver, 11/23
Completion Percentage	80.0%	Peyton Manning at Denver, 11/23
Interceptions	3	Philip Rivers vs. San Diego, 11/2
Longest Completion	74t	Geno Smith vs. N.Y. Jets, 12/28
Longest Completion for TD	74t	Geno Smith vs. N.Y. Jets, 12/28
Passer Rating	158.3	Geno Smith vs. N.Y. Jets, 12/28

RECEIVING

Receptions	11	Golden Tate at Detroit, 11/9
Yards	221	Eric Decker vs. N.Y. Jets, 12/28
Touchdowns	3	Demaryius Thomas at Denver, 11/23
Longest Reception by Running Back ...	28	Fred Jackson at Buffalo, 9/14 Joiique Bell at Detroit, 11/9
Yards by Running Back	64	Joe McKnight vs. Kansas City, 9/21
Longest Reception	74t	Eric Decker vs. N.Y. Jets, 12/28
Longest Reception for TD	74t	Eric Decker vs. N.Y. Jets, 12/28

TOTAL YARDS FROM SCRIMMAGE...	221	Eric Decker vs. N.Y. Jets, 12/28
DEFENSE		
TACKLES		
Total.....	13	Preston Brown at Buffalo, 9/14
Solo.....	9	Johnathan Cyprien at Jacksonville, 10/26 DeAndre Levy at Detroit, 11/9 Robert Blanton vs. Minnesota, 12/21
INTERCEPTIONS		
Total.....	1	Leodis McKelvin at Buffalo, 9/14 Alfonzo Dennard vs. New England, 9/7 TJ Carrie at Oakland, 9/28 Casey Haywood vs. Green Bay, 10/20 Sam Shields vs. Green Bay, 10/20 J.T. Thomas III at Jacksonville, 10/26 James Ihedigbo at Detroit, 11/9 T.J. Ward at Denver, 11/23 Darrin Walls at N.Y. Jets, 12/1 Duron Harmon at New England, 12/14 Patrick Chung at New England, 12/14 Harrison Smith vs. Minnesota, 12/21
Longest Return	70	James Ihedigbo at Detroit, 11/9
FUMBLES		
Total Forced	1	Jamie Collins vs. New England, 9/7 Tamba Hali vs. Kansas City, 9/21 Carlos Rogers at Oakland, 9/28 Pat Sims at Oakland, 9/28 Chris Davis vs. San Diego, 11/2 Ezekiel Ansah at Detroit, 11/9 Jerry Hughes vs. Buffalo, 11/13 Da'Norris Searcy vs. Buffalo, 11/13 Chris Harris Jr. at Denver, 11/23 Brandon Marshall at Denver, 11/23 Aqib Talib at Denver, 11/23 Elvis Dumervil vs. Baltimore, 12/7 Chandler Jones at New England, 12/14 Dont'a Hightower at New England, 12/14 David Harris vs. N.Y. Jets, 12/28
Total Recovered.....	1	Logan Ryan vs. New England, 9/7 Charles Woodson at Oakland, 9/28 Julius Peppers vs. Green Bay, 10/20 Ndamukong Suh at Detroit, 11/9 Nickell Robey vs. Buffalo, 11/13 Duke Williams vs. Buffalo, 11/13 Antone Exum Jr. vs. Minnesota, 12/21 Demario Davis vs. N.Y. Jets, 12/28
SACKS		
Total.....	3.5	Jay Ratliff at Chicago, 10/19 Mario Williams vs. Buffalo, 11/13 Elvis Dumervil vs. Baltimore, 12/7
Yards Lost	25	Elvis Dumervil vs. Baltimore, 12/7
SPECIAL TEAMS		
Field Goals Made	5	Dan Carpenter at Buffalo, 9/14
Field Goal Attempts	6	Dan Carpenter at Buffalo, 9/14
Longest Field Goal	50	Matt Prater at Detroit, 11/9
Longest Field Goal Attempt.....	50	Matt Prater at Detroit, 11/9
Punts	6	Marquette King at Oakland, 9/28
Longest Punt (yards)	64	Dustin Colquitt vs. Kansas City, 9/21
Highest Gross Average.....	53.0	Patrick O'Donnell at Chicago, 10/19
Highest Net Average.....	48.8	Dustin Colquitt vs. Kansas City, 9/21
Most Punt Returns	5	Frankie Hammond vs. Kansas City, 9/21 Ace Sanders at Jacksonville, 10/26

Most Punt Return Yards.....	100	Frankie Hammond vs. Kansas City, 9/21
Highest Punt Return Average*	20.5	Micah Hyde vs. Green Bay, 10/20
Longest Punt Return	47	Frankie Hammond vs. Kansas City, 9/21
Most Kickoff Returns.....	5	Latavious Murray at Oakland, 9/28
Most Kickoff Return Yards	122	CJ Spiller at Buffalo, 9/14
Highest Kickoff Return Average*	61.0	CJ Spiller at Buffalo, 9/14
Longest Kickoff Return	102t	CJ Spiller at Buffalo, 9/14

*Min of two

DOLPHINS TEAM

	HIGHS	LOWS
FIRST DOWNS		
Total	36 vs. Minnesota, 12/21	16 at N.Y. Jets, 12/1 vs. Baltimore, 12/7
Rushing	11 vs. New England, 9/7	2 at Detroit, 11/9
Passing	23 vs. Minnesota, 12/21	8 at Jacksonville, 10/26
Penalty.....	6 vs. Minnesota, 12/21	0 vs. Kansas City, 9/21 0 vs. Chicago, 10/19
TOTAL NET YARDS		
Total	493 vs. Minnesota, 12/22	222 at Detroit, 11/9
RUSHING		
Attempts.....	38 vs. New England, 9/7	16 vs. Baltimore, 12/7
Yards.....	191 vs. New England, 9/7	50 at Detroit, 11/9
Average	9.0 vs. N.Y. Jets, 12/28	2.6 at Detroit, 11/9
Touchdowns	2 at Oakland, 9/28 at Denver, 11/23 vs. N.Y. Jets, 12/28	0 seven times (last: at New England, 12/14)
PASSING		
Attempts.....	49 at Buffalo, 9/14	29 at Jacksonville, 10/26
Completions	35 vs. Minnesota, 12/21	16 at Jacksonville, 10/26
Interceptions.....	2 vs. Green Bay, 10/12 at New England, 12/14	0 five times (last: vs. N.Y. Jets, 12/28)
Net Yards	383 vs. Minnesota, 12/21	169 vs. New England, 9/7
Touchdowns	4 vs. Minnesota, 12/21	0 at N.Y. Jets, 12/1
Passer Rating	123.6 at Chicago, 10/19	70.4 vs. Kansas City, 9/21
Completion Percentage	78.1 at Chicago, 10/19	48.8 vs. Kansas City, 9/21
Times Sacked	7 vs. N.Y. Jets, 12/28	0 at Oakland, 9/28 vs. San Diego, 11/2
Yards Lost	51 vs. N.Y. Jets, 12/28	0 at Oakland, 9/28 vs. San Diego, 11/2
PUNTS		
Total	7 vs. Kansas City, 9/21	2 five times (last: vs. Minnesota, 12/21)
Yards	327 vs. Kansas City, 9/21	75 at Chicago, 10/19
Long	60 vs. Kansas City, 9/21 at New York Jets, 12/1 vs. Baltimore, 12/7	41 at Oakland, 9/28 at Chicago, 10/19
Gross Average	54.0 at New York Jets, 12/1	37.5 at Chicago, 10/19
Net Average	50.5 at New York Jets, 12/1	22.0 vs. Green Bay, 10/12
Returns	4 vs. San Diego, 11/2	0 vs. Green Bay, 10/12 vs. Buffalo, 11/13 at New York Jets, 12/1 vs. N.Y. Jets, 12/28
Return Yards	55 vs. San Diego, 11/2	0 five times (last: vs. N.Y. Jets, 12/28)
Return Average.....	17.0 at New England, 12/14	0.0 five times (last: vs. N.Y. Jets, 12/28)
PENALTIES		
Total	7 at Chicago, 10/19 at Jacksonville, 10/26 vs. Minnesota, 12/21	3 at Buffalo, 9/14 vs. San Diego, 11/2 at N.Y. Jets, 12/1

Yards Penalized	84 at Chicago, 10/19	20 at Buffalo, 9/14 at N.Y. Jets, 12/1
FUMBLES		
Total	3 vs. New England, 9/7 at Oakland, 9/28 at Denver, 11/23 at New England, 12/14	0 at Jacksonville, 10/26 at N.Y. Jets, 12/1
Lost	2 vs. New England, 9/7 at Oakland, 9/28 vs. Buffalo, 11/13	0 eight times (last: at New England, 12/14)
TIME OF POSSESSION		
Game	37:22 at Chicago, 10/19	22:48 vs. Green Bay, 10/12
OPPONENTS TEAM		
FIRST DOWNS		
Total	29 at Denver, 11/23	10 vs. San Diego, 11/2
Rushing	13 at N.Y. Jets, 12/1	2 at Oakland, 9/28 vs. San Diego, 11/2 at Detroit, 11/9 vs. N.Y. Jets, 12/28
Passing	17 vs. Green Bay, 10/12	5 at N.Y. Jets, 12/1
Penalty	4 at Denver, 11/23	0 six times (last time: vs. vs. Baltimore, 12/7)
RUSHING		
Attempts	49 at N.Y. Jets, 12/1	14 at Chicago, 10/19
Yards	277 at N.Y. Jets, 12/1	50 vs. San Diego, 11/2
Average	5.9 at Jacksonville, 10/26 vs. Baltimore, 12/7	2.6 vs. San Diego, 11/2
Touchdowns	2 vs. Kansas City, 9/21 vs. Baltimore, 12/7 at New England, 12/14 vs. Minnesota, 12/21	0 seven times, (last: vs. Buffalo, 11/13)
PASSING		
Attempts	56 vs. New England, 9/7	13 at N.Y. Jets, 12/1
Completions	2 vs. New England, 9/7	7 at N.Y. Jets, 12/1
Interceptions	3 at Oakland, 9/28 vs. San Diego, 11/2	0 seven times, vs. N.Y. Jets, 12/28)
Net Yards	390 vs. N.Y. Jets, 12/28	49 at N.Y. Jets, 12/1
Touchdowns	4 at Denver, 11/23	0 vs. San Diego, 11/2 vs. Buffalo, 11/13 at N.Y. Jets, 12/1
Passer Rating	155.8 vs. N.Y. Jets, 12/28	27.9 vs. San Diego, 11/2
Completion Percentage	80.0 at Denver, 11/23	50.0 vs. San Diego, 11/2
Times Sacked	5 vs. Kansas City, 9/21	0 at Buffalo, 9/14 at New England, 12/14
Yards Lost	23 vs. New England, 9/7	0 at Buffalo, 9/14 at New England, 12/14
PUNTS		
Total	6 vs. New England, 9/7 at Oakland, 9/28	1 at Denver, 11/23
Yards	292 at Oakland, 9/28	45 vs. Buffalo, 11/13
Long	64 vs. Kansas City, 9/21	41 at Buffalo, 9/14
Gross Average	53.0 at Chicago, 10/19	27.3 at N.Y. Jets, 12/1
Net Average	48.8 vs. Kansas City, 9/21	27.3 at N.Y. Jets, 12/1
Returns	5 vs. Kansas City, 9/21 at Jacksonville, 10/26	0 at Chicago, 10/19 vs. San Diego, 11/2 vs. Minnesota, 12/21
Return Yards	100 vs. Kansas City, 9/21	0 at Chicago, 10/19 vs. San Diego, 11/2 vs. Minnesota, 12/21

Return Average.....	20.5	vs. Green Bay, 10/12	0	at Chicago, 10/19 vs. San Diego, 11/2 vs. Minnesota, 12/21
---------------------	------	----------------------	---	--

PENALTIES

Total	10	at Detroit, 11/9	2	at Chicago, 10/19
Yards Penalized	100	vs. New England, 9/7	15	at Chicago, 10/19

FUMBLES

Total	4	vs. Kansas City, 9/21) at Chicago, 10/19)	0	five times (last: vs. Minnesota, 12/21)
Lost	2	vs. New England, 9/7)	0	10 times (last: vs. vs. Minnesota, 12/21)

TIME OF POSSESSION

Game	37:12	vs. Green Bay, 10/12	22:38	at Chicago, 10/19
------------	-------	----------------------	-------	-------------------

IN 2014 MIAMI WAS:

2-2	when leading after the 1st Quarter	4-4	in road games
3-3	when leading after the 2nd Quarter	0-1	when playing in domes
6-2	when leading after the 3rd Quarter	8-7	when playing outdoors
4-5	when behind after the 1st Quarter	1-3	when playing on artificial turf
4-5	when behind after the 2nd Quarter	7-5	when playing on natural grass
2-5	when behind after the 3rd Quarter	6-5	after winning the coin toss
4-3	when Miami scores first	2-3	after losing the coin toss
4-5	when opponent scores first	7-3	when scoring 21 points or more
0-0	when tied at halftime	6-1	when yielding 20 points or less
4-4	in home games	0-0	in overtime contests

DRIVE ENGINEERING

	DRIVES	TD	FG	MFG	PUNT	BLK PUNT	FBL	INT	DWNS	SAF	HLF	END OF GAME	END OF REG	PTS
Dolphins	183	39	29	8	58	1	10	12	11	0	6	10	10	363
Opponents	181	41	26	8	57	3	10	14	8	3	6	5	5	366

INSIDE THE TWENTY-YARD LINE

	NO	TD	FG	MFG	TD PCT.	SCORE PCT	FBL	INT	DWN	HLF	GAME	PTS
Dolphins	68	35	19	1	51.5%	79.4%	2	3	5	0	3	305
Opponents	55	29	19	3	52.7%	87.3%	0	1	2	0	1	261

		TAKEAWAYS			GIVEAWAYS			DIFF	W/L
GAME		INT	FMBL	TOT	INT	FMBL	TOT		
9/7	NEW ENGLAND	0	2	2	1	2	3	-1	W
9/14	at Buffalo	0	0	0	1	1	2	-2	L
9/21	KANSAS CITY	0	2	2	0	0	0	2	L
9/28	at Oakland	3	1	4	1	2	3	1	W
10/12	GREEN BAY	0	0	0	2	1	3	-3	L
10/19	at Chicago	1	2	3	0	0	0	3	W
10/26	at Jacksonville	2	1	3	1	0	1	2	W
11/2	SAN DIEGO	3	1	4	0	0	0	4	W
11/9	at Detroit	1	0	1	1	1	2	-1	L
11/13	BUFFALO	0	0	0	0	2	2	-2	W
11/23	at Denver	0	1	1	1	0	1	0	L
12/1	at New York Jets	1	0	1	1	0	1	0	W
12/7	BALTIMORE	1	0	1	0	0	0	1	L
12/14	at New England	1	0	1	2	0	2	-1	L
12/21	MINNESOTA	1	0	1	1	1	2	-1	W
12/28	NEW YORK JETS	0	1	1	0	1	1	0	L
TOTAL		14	11	25	21	11	23	+2	8-8

BLOCKS

	FGs	PATs	PUNTS	TOTAL
By Dolphins	2	0	3	5
By Opponents	0	0	1	1

DOLPHINS BIG PLAYS

PASSING (25-yards and longer)

50	R. Tannehill to M. Wallace at Jacksonville, 10/26
50	R. Tannehill to M. Wallace at New England, 12/14
41	R. Tannehill to C. Clay vs. Minnesota, 12/21
40	R. Tannehill to B. Gibson vs. Minnesota, 12/21
38	R. Tannehill to M. Wallace vs. San Diego, 11/2
38	R. Tannehill to D. Sims at Jacksonville, 10/26
35	R. Tannehill to B. Hartline at Oakland, 9/28
33	R. Tannehill to B. Hartline vs. N.Y. Jets, 12/28
33	R. Tannehill to C. Clay vs. Minnesota, 12/21
32	R. Tannehill to M. Wallace at New England, 12/14
32	R. Tannehill to Damien Williams vs. Buffalo, 11/13
31	R. Tannehill to B. Hartline vs. Buffalo, 11/13
30	R. Tannehill to M. Wallace vs. Kansas City, 9/21
27	R. Tannehill to C. Clay vs. Baltimore, 12/7
27*	R. Tannehill to J. Landry at Detroit, 11/9
26	R. Tannehill to D. Sims at Chicago, 10/19
25^	R. Tannehill to J. Landry at New England, 12/14
25	R. Tannehill to M. Wallace at N.Y. Jets, 12/1
25	R. Tannehill to J. Landry at New York Jets, 12/1
25	R. Tannehill to Dan. Thomas at Oakland, 9/28
25	R. Tannehill to M. Wallace vs. Green Bay, 10/12
25	R. Tannehill to M. Wallace vs. Green Bay, 10/12
25	R. Tannehill to C. Clay at Chicago, 10/19

RUSHING (15-yards and longer)

97t	L. Miller vs. N.Y. Jets, 12/28
40	R. Tannehill vs. Green Bay, 10/12
33	L. Miller vs. Buffalo, 11/13
30	L. Miller at Jacksonville, 10/26
30	R. Tannehill at Jacksonville, 10/26
30	R. Tannehill at Chicago, 10/19
24	L. Miller vs. Kansas City, 9/21
22	L. Miller at Denver, 11/23
22	R. Tannehill vs. San Diego, 11/2
21	L. Miller at Oakland, 9/28
20	L. Miller vs. N.Y. Jets, 12/28
20	L. Miller vs. Kansas City, 9/21
20	L. Miller at Oakland, 9/28
19	Damien Williams at Detroit, 11/9
17	L. Miller vs. Kansas City, 9/21
15	L. Miller vs. Baltimore, 12/7
15	K. Moreno vs. New England, 9/7
15	R. Tannehill at New England, 12/14

^Tannehill pass to Landry to NE 45 for 27 yards FUMBLES recovered by C. Clay at NE 47 for no gain.

* 12 yard pass to Landry PENALTY on DET - Roughing the Passer, 15 yards

OPPONENTS BIG PLAYS

PASSING (25-yards and longer)

74	G. Smith to E. Decker vs. N.Y. Jets, 12/28
50	G. Smith to E. Decker vs. N.Y. Jets, 12/28
49t	M. Stafford to C. Johnson at Detroit, 11/9
48t	B. Bortles to A. Robinson, 10/26
44	T. Brady to J. Edelman vs. New England, 9/7
40	T. Bridgewater to R. Ellison vs. Minnesota, 12/21
40	G. Smith to E. Decker vs. N.Y. Jets, 12/28
38	R. Quigley to Z. Sudfeld vs. N.Y. Jets, 12/28
36	G. Smith to C. Owusu vs. N.Y. Jets, 12/28
35	P. Manning to E. Sanders at Denver, 11/23
35	T. Brady to R. Gronkowski at New England, 12/14
34	T. Brady to R. Gronkowski at New England, 12/14
33	G. Smith to J. Kurlley vs. N.Y. Jets, 12/28
31	T. Brady to J. Edelman at New England, 12/14
30	D. Carr to J. Jones at Oakland, 9/28
30	EJ Manuel to S. Watkins at Buffalo, 9/14
29	J. Flacco to P. Supernaw vs. Baltimore, 12/7
29	M. McGloin to J. Jones at Oakland, 9/28
28	M. Stafford to J. Bell at Detroit, 11/9
28	M. Stafford to G. Tate at Detroit, 11/9
28	A. Rodgers to R. Cobb vs. Green Bay, 10/12
28	EJ Manuel to S. Watkins at Buffalo, 9/14
28	EJ Manuel to F. Jackson at Buffalo, 9/14
28*	A. Smith to A. Fasano vs. Kansas City, 9/21
27	J. Flacco to S. Smith vs. Baltimore, 12/7
27	T. Brady to R. Gronkowski at New England, 12/14

RUSHING (15-yards and longer)

47	Chris Johnson at N.Y. Jets, 12/1
47	C.J. Spiller at Buffalo, 9/14
44	J. Forsett vs. Baltimore, 12/7
41	D. Robinson at Jacksonville, 10/26
32	B. Bortles at Jacksonville, 10/26
27	J. Wright vs. Minnesota, 12/21
27	B. Pierce vs. Baltimore, 12/7
26	C.J. Anderson at Denver, 11/23
25	C.J. Anderson at Denver, 11/23
24	B. Pearce vs. Baltimore, 12/7
23t	C. Owusu vs. N.Y. Jets, 12/28
21t	K. Davis vs. Kansas City, 9/21
21	J. Thompson at Denver, 11/23
20	J. Kerley at N.Y. Jets, 12/1
20	G. Salas at N.Y. Jets, 12/1
20	C.J. Anderson at Denver, 11/23
18	J. Kerley at N.Y. Jets, 12/1
17	J. Edelman vs. New England, 9/7
17	K. Davis vs. Kansas City, 9/21
17	T. Brady at New England, 12/14
16	J. Banyard vs. Minnesota, 12/21
16	J. Bell at Detroit, 11/9
16	D. Brown vs. San Diego, 11/2
16	M. Forte at Chicago, 10/19
15	K. Davis vs. Kansas City, 9/21

- 26 A. Smith to J. McKnight vs. Kansas City, 9/21
- 25 T. Bridgewater to C. Johnson vs. Minnesota, 12/21

*Penalty on MIA, Unsportsmanlike Conduct, 15 yards

DOLPHINS BIG GAMES

100-YARD RUSHERS	100-YARD RECEIVERS	300-YARD PASSERS
178 L. Miller vs. Jets, 12/28	114 C. Clay vs. Minn., 12/21	396 R. Tannehill vs. Minn., 12/21
134 K. Moreno vs. N.E., 9/7	104 M. Wallace at N.E., 12/14	346 R. Tannehill at N.E., 12/14
108 L. Miller vs. K.C., 9/21		

OPPONENTS BIG GAMES

100-YARD RUSHERS	100-YARD RECEIVERS	300-YARD PASSERS
167 C.J. Anderson at Den., 11/23	221 E. Decker vs. Jets, 12/28	358 G. Smith vs. Jets, 12/28
132 K. Davis vs. K.C., 9/21	125 E. Sanders at Den., 11/23	
108 D. Robinson at Jack., 10/26	117 S. Watkins at Buff., 9/14	
105 C. Johnson at Jets, 12/1	113 C. Johnson at Det., 11/9	
	109 G. Tate at Det., 11/9	
	107 J. Nelson vs. G.B., 10/12	

2014 TEAM RANKINGS

AMERICAN FOOTBALL CONFERENCE

	TOTAL	OFFENSE RUSH	PASS	TOTAL	DEFENSE RUSH	PASS
Baltimore	5	4	6	5	2	15
Buffalo	13	13	8	2	7	2
Cincinnati	7	3	10	13	9	12
Cleveland	11	9	9	14	16	5
Denver	3	7	3	1	1	6
Houston	8	2	12	10	6	13
Indianapolis	2	12	*1	7	8	7
Jacksonville	15	11	15	15	13	14
Kansas City.....	12	5	14	4	14	1
Miami	6	6	7	8	11	4
New England	4	10	4	9	5	11
N.Y. Jets	10	1	16	3	3	8
Oakland	16	16	13	12	10	10
Pittsburgh.....	1	8	2	11	4	16
San Diego	9	15	5	6	12	3
Tennessee	14	14	11	16	15	9

NATIONAL FOOTBALL CONFERENCE

	TOTAL	OFFENSE RUSH	PASS	TOTAL	DEFENSE RUSH	PASS
Arizona	13	16	8	10	6	13
Atlanta	5	12	2	16	12	16
Carolina	9	4	11	4	9	5
Chicago	12	13	9	14	10	14
Dallas	4	2	10	8	4	11
Detroit	10	14	7	2	*1	6
Green Bay	3	6	5	6	13	4
Minnesota	14	8	15	5	14	3
New Orleans	1	7	1	15	15	10
N.Y. Giants.....	7	11	4	13	16	7
Philadelphia	2	5	3	12	8	15
St. Louis	15	10	12	7	7	8
San Francisco	11	3	16	3	3	2
Seattle	6	*1	14	*1	2	*1
Tampa Bay	16	15	13	11	11	12
Washington	8	9	6	9	5	9

NATIONAL FOOTBALL LEAGUE

	OFFENSE			DEFENSE		
	TOTAL	RUSH	PASS	TOTAL	RUSH	PASS
Arizona.....	24	31	14	24	13	29
Atlanta.....	8	24	5	32	21	32
Baltimore.....	12	8	13	8	4	24
Buffalo.....	26	25	18	4	11	3
Carolina.....	16	7	19	10	16	11
Chicago.....	21	27	15	30	17	30
Cincinnati.....	15	6	21	22	20	20
Cleveland.....	23	17	20	23	32	8
Dallas.....	7	2	16	19	8	26
Denver.....	4	15	4	3	2	9
Detroit.....	19	28	12	2	*1	13
Green Bay.....	6	11	8	15	23	10
Houston.....	17	5	24	16	10	21
Indianapolis.....	3	22	*1	11	18	12
Jacksonville.....	31	21	31	26	27	22
Kansas City.....	25	10	29	7	28	2
Miami.....	14	12	17	12	24	6
Minnesota.....	27	14	28	14	25	7
New England.....	11	18	9	13	9	17
New Orleans.....	*1	13	3	31	29	25
N.Y. Giants.....	10	23	7	29	30	18
N.Y. Jets.....	22	3	32	6	5	14
Oakland.....	32	32	26	21	22	16
Philadelphia.....	5	9	6	28	15	31
Pittsburgh.....	2	16	2	18	6	27
St. Louis.....	28	20	23	17	14	19
San Diego.....	18	30	10	9	26	4
San Francisco.....	20	4	30	5	7	5
Seattle.....	9	*1	27	*1	3	*1
Tampa Bay.....	30	29	25	25	19	28
Tennessee.....	29	26	22	27	31	15
Washington.....	13	19	11	20	12	23

* = NFL leader

T = Tied for position

DOLPHINS ARE TRUE GLOBETROTTERS

The Miami Dolphins have been the NFL's globetrotters in their history, having played regular season games in London (twice) and Toronto as well as preseason contests in London, Berlin, Tokyo and Mexico City. Miami will make its third regular season appearance in London when the team battles the New York Jets later this season on Oct. 4 at Wembley Stadium.

The Dolphins and Bills took part in the NFL's first-ever regular season game staged in Canada on Dec. 7, 2008 as Miami recorded a 16-3 victory at the Rogers Centre in Toronto. On Oct. 28, 2007, the Dolphins battled the New York Giants at London's Wembley Stadium before a crowd of 81,176 in the first-ever NFL regular season game that was staged outside of North America. Miami returned to Wembley on Sept. 28, 2014, and earned 38-14 win against Oakland before a crowd of 83,436.

From 1986-2003, the NFL held American Bowl games and the Dolphins made four appearances in the preseason series. Miami was 4-0 in those games played on foreign soil, with wins in London (1988), Tokyo (1991), Berlin (1992) and Mexico City (1997). The Dolphins became the first NFL team to win four American Bowl contests, and they also became the first team to win an American Bowl matchup in each of the three continents in which the games have been played.

2014 GAME-BY-GAME OFFENSE

2014 MIAMI DOLPHINS OFFENSIVE STATISTICS

		1st DOWNS										3rd DOWNS		TOTAL OFFENSE		RUSHING			PASSING							PEN.		SCORING					TIME OF POSSESSION		FUM.-NO./LOST																				
		TOTAL		RUSH		PASS		PENALTY		ATT.		CONV.		NET YARDS		PLAYS		AVG.		YARDS		ATT.		AVG.		NET YARDS		SACKS		YDS. LOST		GROSS YDS.		ATT.		COMP.		INT.		NO.		LOST		POINTS		TD RUSH		TD PASS		TD RETURN		PAT/ATT.		FG/ATT.	
9/7	NEW ENGLAND	33-20	25	11	10	4	13	7	360	71	5.1	191	38	5.0	169	1	9	178	32	18	1	4	26	33	1	2	0	3/3	4/4	30:27	3-2																								
9/14	at Buffalo	10-29	23	4	16	3	16	5	290	74	3.9	80	21	3.8	210	4	31	241	49	31	1	3	20	10	0	1	0	1/1	1/1	31:17	1-1																								
9/21	KANSAS CITY	15-34	18	6	12	0	15	4	332	67	5.0	141	20	7.1	191	4	14	205	43	21	0	6	65	15	0	1	0	1/1	2/3	26:18	1-0																								
9/28	at Oakland (London)	38-14	24	8	15	1	11	5	435	66	6.6	157	35	4.5	278	0	0	278	31	23	1	5	35	38	2	2	2	4/4	1/1	30:54	3-2																								
10/12	GREEN BAY	24-27	19	5	12	2	10	4	336	55	6.1	112	23	4.9	237	1	7	244	31	20	2	5	25	24	1	2	0	3/3	1/1	22:48	1-1																								
10/19	at Chicago	27-14	24	7	17	0	11	4	393	69	5.7	137	33	4.2	256	4	21	277	32	25	0	7	84	27	1	2	0	3/3	2/4	37:22	1-0																								
10/26	at Jacksonville	27-13	17	7	8	2	12	5	326	56	5.8	148	24	6.2	178	3	18	196	29	16	1	7	52	27	0	1	2	1/1	2/2	27:37	0-0																								
11/2	SAN DIEGO	37-0	28	19	17	1	14	8	441	74	6.0	132	35	3.8	309	0	0	309	39	26	0	3	25	37	1	3	0	4/4	3/4	36:07	1-0																								
11/9	at Detroit	16-20	20	2	15	3	14	5	222	60	3.7	50	19	2.6	172	3	29	201	38	27	1	5	44	16	0	1	0	1/1	3/3	28:26	2-1																								
11/13	BUFFALO	22-9	24	6	15	3	9	4	330	63	5.2	125	24	5.2	205	5	35	240	34	26	0	4	30	22	0	2	0	2/2	2/3	32:22	2-2																								
11/23	at Denver	36-39	25	5	17	3	8	4	313	58	5.4	97	21	4.6	216	1	12	228	36	26	1	6	50	36	2	3	0	4/4	0/0	25:43	3-0																								
12/1	at New York Jets	16-13	16	5	9	2	13	5	291	55	5.3	74	18	4.1	217	2	18	235	35	25	1	3	20	16	1	0	1	1/1	3/4	27:25	0-0																								
12/7	BALTIMORE	13-28	16	5	10	1	12	4	249	55	4.5	63	16	3.9	186	6	41	227	33	23	0	6	30	13	0	1	0	1/1	2/2	29:42	2-0																								
12/14	at New England	13-41	23	4	16	3	16	3	384	74	5.2	76	23	3.3	308	4	38	346	47	29	2	5	35	13	0	1	0	1/1	2/2	33:46	3-0																								
12/21	MINNESOTA	37-35	36	7	23	6	13	9	493	77	6.4	110	29	3.8	377	1	13	390	47	35	1	7	54	37	1	4	0	5/5	0/1	33:06	2-1																								
12/28	NEW YORK JETS	24-37	23	7	14	2	13	4	387	66	5.9	179	20	9.0	208	7	51	259	39	23	0	5	40	24	2	0	3/3	1/2	28:44	1-1																									

2014 GAME-BY-GAME DEFFENSE

2014 MIAMI DOLPHINS DEFENSIVE STATISTICS

	SCORE	1st DOWNS		3rd DOWNS		TOTAL OFFENSE		RUSHING		PASSING							PEN.		SCORING					TIME OF POSSESSION		FUM.-NO./LOST				
		TOTAL	RUSH	PASS	PENALTY	ATT.	CONV.	NET YARDS	PLAYS	AVG.	YARDS	ATT.	AVG.	NET YARDS	SACKS	YDS. LOST	GROSS YDS.	ATT.	COMP.	INT.	NO.	LOST	POINTS	TD RUSH	TD PASS	TD RETURN	PAT/ATT.	FG/ATT.		
9/7 NEW ENGLAND	33-20	20	7	12	1	17	5	315	80	3.9	89	20	4.5	226	4	23	249	56	29	0	9	100	20	1	1	0	2/2	2/2	29:33	3/2
9/14 at Buffalo	10-29	13	3	10	0	15	5	315	59	5.3	113	33	3.4	202	0	0	186	26	16	0	6	40	29	0	1	1	2/2	5/6	28:43	0/0
9/21 KANSAS CITY	15-34	23	8	14	1	16	9	342	71	4.8	171	41	4.2	168	5	18	186	25	19	0	4	23	34	2	3	0	4/4	0/0	33:42	4/2
9/28 at Oakland (London)	38-14	17	2	15	0	14	6	317	64	5.0	53	18	2.9	264	2	11	275	44	28	3	9	80	14	0	2	0	2/2	0/0	29:06	1/1
10/12 GREEN BAY	24-27	27	8	17	2	17	8	369	79	4.7	121	34	3.6	248	3	16	264	42	24	0	4	44	27	0	3	0	3/3	2/2	37:12	1/0
10/19 at Chicago	27-14	14	3	10	1	12	5	224	51	4.4	52	14	3.7	172	3	18	190	34	21	1	2	15	14	1	1	0	2/2	0/0	22:38	4/2
10/26 at Jacksonville	27-13	19	6	11	2	15	6	377	68	5.5	176	30	5.9	201	4	20	221	34	18	2	6	37	13	0	1	0	1/1	2/3	32:23	1/1
11/2 SAN DIEGO	37-0	10	2	8	0	11	3	178	49	3.6	50	19	2.6	128	4	20	148	26	13	3	7	57	0	0	0	0	0/0	0/0	23:53	1/1
11/9 at Detroit	16-20	19	2	15	2	12	3	351	64	5.5	63	19	3.3	288	3	19	307	42	27	1	10	98	20	0	2	0	2/2	2/2	31:34	0/0
11/13 BUFFALO	22-9	13	4	9	0	15	6	237	60	4.0	54	19	2.8	183	2	10	193	39	22	0	7	70	9	0	0	0	0/0	3/4	27:38	0/0
11/23 at Denver	36-39	29	10	15	4	13	9	450	71	6.3	201	35	5.7	249	1	8	257	35	28	0	9	98	39	1	4	0	4/4	1/2	34:17	1/1
12/1 at New York Jets	16-13	18	13	5	0	15	7	326	64	5.1	277	49	5.7	49	2	16	65	13	7	1	7	57	13	1	0	1/1	2/4	32:35	1/0	
12/7 BALTIMORE	13-28	26	11	15	0	12	5	447	65	6.9	183	31	5.9	264	1	5	269	33	25	1	7	36	28	2	2	0	4/4	0/0	30:18	0/0
12/14 at New England	13-41	23	10	12	1	13	8	395	64	6.2	108	29	3.7	287	0	0	287	35	21	1	5	51	41	2	2	0	4/4	2/2	26:14	1/0
12/21 MINNESOTA	37-35	20	8	11	1	12	7	357	58	6.2	119	28	4.3	238	4	21	259	26	19	1	8	74	35	2	2	0	3/3	2/2	26:54	0/0
12/28 NEW YORK JETS	24-37	18	2	15	1	14	6	494	62	8.0	104	34	3.1	390	1	6	396	27	21	0	5	40	37	1	3	0	4/4	3/4	31:16	1/1

2014 GAME-BY-GAME RUSHING

2014 MIAMI DOLPHINS' INDIVIDUAL RUSHING STATISTICS (CARRIES-YARDS GAINED-LONGEST-TOUCHDOWNS)

DATE	OPPONENT	SCORE	L. MILLER	TANNEHILL	DAN. THOMAS	MORENO	DAMIE. WILLIAMS	WALLACE	L. JAMES	MATTHEWS
9/7	NEW ENGLAND	33-20	11-59-13-0	3-(-2)-0-0	Not On Roster	24-134-15-1	0-0-0-0	0-0-0-0	Not on Roster	0-0-0-0
9/14	at Buffalo	10-29	11-46-7-0	4-11-6-0	Not On Roster	1-4-4-0	5-19-7-0	0-0-0-0	Not on Roster	0-0-0-0
9/21	KANSAS CITY	15-34	15-108-24-0	1-9-9-0	2-15-10-0	Inactive	1-(-3)-0-0	1-12-12-0	Not on Roster	0-0-0-0
9/28	at Oakland (London)	38-14	12-64-21-2	5-35-18-0	5-35-15-0	Inactive	6-23-12-0	1-0-0-0	Not on Roster	0-0-0-0
10/12	GREEN BAY	24-27	14-53-14-1	3-49-40-0	Inactive	6-10-5-0	0-0-0-0	0-0-0-0	Practice Squad	0-0-0-0
10/19	at Chicago	27-14	18-61-9-1	6-48-30-0	7-25-11-0	Injured Reserve	1-(-1)-(-1)-0	1-4-0-0	Practice Squad	0-0-0-0
10/26	at Jacksonville	27-13	14-78-30-0	5-48-30-0	4-18-15-0	Injured Reserve	0-0-0-0	0-0-0-0	Practice Squad	0-0-0-0
11/2	SAN DIEGO	37-0	11-49-14-1	4-47-22-0	9-8-15-0	Injured Reserve	11-28-9-0	0-0-0-0	Practice Squad	0-0-0-0
11/9	at Detroit	16-20	4-10-5-0	2-0-3-0	5-14-15-0	Injured Reserve	7-34-19-0	0-0-0-0	Practice Squad	0-0-0-0
11/13	BUFFALO	22-9	15-86-33-0	4-16-15-0	5-23-7-0	Injured Reserve	0-0-0-0	0-0-0-0	Inactive	0-0-0-0
11/23	at Denver	36-39	12-59-22-0	4-15-8-1	3-19-10-1	Injured Reserve	0-0-0-0	0-0-0-0	2-4-3-0	0-0-0-0
12/1	at New York Jets	16-13	13-56-13-1	4-13-10-0	1-5-5-0	Injured Reserve	0-0-0-0	0-0-0-0	Inactive	0-0-0-0
12/7	BALTIMORE	13-28	12-53-15-0	2-6-7-0	0-0-0-0	Injured Reserve	2-4-4-0	0-0-0-0	Inactive	0-0-0-0
12/14	at New England	13-41	16-47-13-0	3-21-15-0	2-5-5-0	Injured Reserve	0-0-0-0	1-0-0-0	Inactive	1-3-3-0
12/21	MINNESOTA	37-35	19-92-14-1	5-1-5-0	Inactive	Injured Reserve	3-18-5-0	0-0-0-0	1-5-5-0	Inactive
12/28	NEW YORK JETS	24-37	19-178-97t-1	0-0-0-0	1-1-1t-1	Injured Reserve	0-0-0-0	0-0-0-0	Inactive	Inactive

OTHERS: DARKWA: 4-2-7-0 at Oakland (9/28). MOORE: 2-(-2)-(-1)-0 at Oakland (9/28). LANDRY: 1-4-4-0 at Jacksonville (10/26); 1-(-8)(-8)-0 at Detroit (11/9).

2014 GAME-BY-GAME RECEIVING

2014 MIAMI DOLPHINS' INDIVIDUAL RECEIVING STATISTICS (RECEPTIONS-YARDS GAINED-LONGEST-TOUCHDOWNS)

DATE	OPPONENT	SCORE	LANDRY	WALLACE	CLAY	HARTLINE	MILLER	GIBSON	SIMS	DAMIE. WILLIAMS
9/7	NEW ENGLAND	33-20	0-0-0-0	7-81-22-1	2-27-24-0	2-26-13-0	4-19-7-1	1-9-9-0	1-9-9-0	0-0-0-0
9/14	at Buffalo	10-29	5-49-16-0	5-56-11-1	7-31-12-0	5-36-11-0	2-7-11-0	3-27-12-0	0-0-0-0	0-0-0-0
9/21	KANSAS CITY	15-34	3-24-8-0	5-74-14-0	3-21-7-0	3-25-8-1	4-24-15-0	1-3-3-0	0-0-0-0	0-0-0-0
9/28	at Oakland (London)	38-14	4-38-18-0	3-35-16-1	2-32-17-0	6-74-35-0	2-3-2-0	2-26-17-0	1-18-18t-1	0-0-0-0
10/12	GREEN BAY	24-27	6-75-21-1	5-67-25-1	3-35-14-0	0-0-0-0	3-40-20-0	Inactive	1-5-5-0	0-0-0-0
10/19	at Chicago	27-14	4-46-15-0	5-46-12-1	4-58-25-1	3-35-17-0	2-22-12-0	Inactive	2-33-26-0	2-12-7-0
10/26	at Jacksonville	27-13	3-23-11-0	2-59-50-0	1-1-1-0	1-19-19-0	3-21-9-0	1-7-7-0	2-51-38-0	0-0-0-0
11/2	SAN DIEGO	37-0	5-46-14t-1	3-50-38-0	5-65-24-1	5-50-18-0	8-8-8-0	1-18-18-0	Inactive	2-23-21-0
11/9	at Detroit	16-20	7-53-12-0	5-51-20-1	7-45-13-0	1-1-12-0	1-(-4)-(-4)-0	2-20-16-0	Inactive	3-27-11-0
11/13	BUFFALO	22-9	5-46-12-1	4-38-17-0	5-31-12-0	3-55-31-0	2-12-13-0	2-13-7t-1	2-11-8-0	2-38-32-0
11/23	at Denver	36-39	7-50-20-2	4-35-11-1	Inactive	2-39-21-0	1-8-8-0	5-42-13-0	4-31-16-0	1-(-1)-(-1)-0
12/1	at New York Jets	16-13	8-68-25-0	6-69-25-0	Inactive	1-9-9-0	2-11-6-0	2-17-14-0	4-58-20-0	0-0-0-0
12/7	BALTIMORE	13-28	6-55-20-0	3-39-17-0	2-41-27-0	2-11-8-1	5-36-9-0	1-7-7-0	2-18-12-0	1-7-7-0
12/14	at New England	13-41	8-99-25-0	5-104-50-1	6-59-22-0	0-0-0-0	1-10-10-0	3-29-12-0	0-0-0-0	2-9-5-0
12/21	MINNESOTA	37-35	8-31-11-0	5-58-16t-2	6-114-41-0	0-0-0-0	5-58-18-0	2-50-40-0	3-35-17-1	6-50-20-1
12/28	NEW YORK JETS	24-37	5-55-17-0	0-0-0-0	5-45-23t-1	5-94-33-0	0-0-0-0	3-27-15-0	2-15-9-0	2-22-11-0

OTHERS: **DAN. THOMAS:** 1-21-21-0 vs. Kansas City (9/21); 1-25-25-0 at Oakland (9/28); 3-25-15-0 at Chicago (10/19); 2-12-13-0 at Jacksonville (10/26); 2-14-12-0 vs. San Diego (11/2); 1-3-3-0 at N.Y. Jets (12/1); 2-20-10-0 at New England (12/14); 1-1-1-0 vs. N.Y. Jets (12/28). **MATTHEWS:** 1-4-4-0 at Buffalo (9/14); 1-13-13-0 vs. Kansas City (9/21); 2-27-23-0 at Oakland (9/28); 1-3-3t-1 at Jacksonville (10/26); 1-21-21t-1 vs. San Diego (11/2); 1-14-14-0 at Detroit (11/9); 2-24-18-0 at Denver (11/23); 1-13-13-0 vs. Baltimore (12/7); 2-16-11-0 at New England (12/14). **DARKWA:** 3-31-17-0 at Buffalo (9/14). **HASKINS:** 1-7-7-0 vs. New England (9/7); 1-14-14-0 vs. San Diego (11/2); 1-0-0-0 at N.Y. Jets (12/1). **DAMIA. WILLIAMS:** 1-14-14-0 vs. Green Bay (10/12). **MORENO:** 1-8-8-0 at Green Bay (10/12). **TANNEHILL:** 1-(-4)-(-4)-0 vs. Buffalo (11/13).

2014 GAME-BY-GAME PASSING

RYAN TANNEHILL

DATE	OPPONENT	ATT	COM	YDS	PCT	TD	INT	LG	SKD	RATING
9/7	NEW ENGLAND	32	18	178	56.3	2	1	24	1/9	79.9
9/14	at Buffalo	49	31	241	63.3	1	1	18	4/31	73.6
9/21	KANSAS CITY	43	21	205	48.8	1	0	30	4/14	70.4
9/28	at Oakland	31	23	278	74.2	2	1	35	0/0	109.3
10/12	GREEN BAY	31	20	244	64.5	2	2	25	1/7	83.3
10/19	at Chicago	32	25	277	78.1	2	0	26	4/21	123.6
10/26	at Jacksonville	29	16	196	55.2	1	1	50	3/18	73.3
11/2	SAN DIEGO	34	24	288	70.6	3	0	38	0/0	125.6
11/9	at Detroit	38	27	207	71.1	1	1	20	3/29	81.8
11/13	BUFFALO	34	26	240	76.5	2	0	32	5/35	114.8
11/23	at Denver	36	26	228	72.2	3	1	21	1/12	104.9
12/1	at New York Jets	35	25	235	71.4	0	1	25	2/18	77.7
12/7	BALTIMORE	33	23	227	69.7	1	0	27	6/41	98.9
12/14	at New England	47	29	346	61.7	1	2	50	4/38	73.5
12/21	MINNESOTA	47	35	396	74.5	4	1	41	1/13	118.8
12/28	NEW YORK JETS	39	23	259	59.0	1	0	33	7/51	87.4

MATT MOORE

DATE	OPPONENT	ATT	COM	YDS	PCT	TD	INT	LG	SKD	RATING
9/7	NEW ENGLAND				DID NOT PLAY					
9/14	at Buffalo				DID NOT PLAY					
9/21	KANSAS CITY				DID NOT PLAY					
9/28	at Oakland	0	0	0	0.0	0	0	0	0/0	0.0
10/12	GREEN BAY				DID NOT PLAY					
10/19	at Chicago				DID NOT PLAY					
10/26	at Jacksonville				DID NOT PLAY					
11/2	SAN DIEGO	4	2	21	50.0	0	0	14	0/0	65.6
11/9	at Detroit				DID NOT PLAY					
11/13	BUFFALO				DID NOT PLAY					
11/23	at Denver				DID NOT PLAY					
12/1	at New York Jets				DID NOT PLAY					
12/7	BALTIMORE				DID NOT PLAY					
12/14	at New England				DID NOT PLAY					
12/21	MINNESOTA				DID NOT PLAY					
12/28	NEW YORK JETS				DID NOT PLAY					

A PLAYERS COACH

When Bryan Cox was named the team's pass rush coach in 2011, he became the ninth person to have both played and coached with the Dolphins. Cox was chosen by Miami in the fifth round of the 1991 draft and played the first five years of his career with the Dolphins at linebacker (1991-95). The first to have achieved this was Bob Matheson, who was a linebacker from 1971-79 before going on to serve with the staff from 1983-86. The others who followed Matheson and preceded Cox are Larry Seiple (P/RB/TE, 1967-77; Coach, 1988-99), Tony Nathan (RB, 1979-87; Coach, 1989-95), Dwight Stephenson (C, 1980-87; Coach, 1992), Bernie Parmalee (RB, 1992-98; Coach, 2002-04), Jeff Dellenbach (T/C, 1985-94; Coach, 2004), Terry Robiskie (FB, 1980-81; Coach, 2007) and James Saxon (RB, 1992-94; Coach, 2008-10). In addition, while not seeing action in a game, Jason Garrett served as the team's 3rd quarterback for five games in 2004 before joining the coaching staff from 2005-06 as the team's quarterbacks coach.

2014 INDIVIDUAL GAME STATUS

NAME	NE	BUF	KC	OAK	GB	CHI	JAX	SD	DET	BUF	DEN	NYJ	BLT	NE	MIN	NYJ
Aikens	P	P	P	P	P	P	P	P	P	P	P	P	P	P	P	IN
Albert	LT	LT	LT	LT	LT	LT	LT	LT	LT	IR	IR	IR	IR	IR	IR	IR
Brenner	PS	PS	PS	PS	PS	PS	PS	PS	PS	PS	PS	PS	PS	PS	PS	PS
Brown	NR	NR	NR	NR	NR	NR	NR	NR	NR	NR	NR	NR	NR	NR	NR	NR
Clay	TE	TE	TE	TE	TE	TE	TE	TE	TE	TE	TE	TE	TE	TE	TE	TE
Colledge	LG	LG	LG	LG	LG	LG	LG	IN	IN	IN	LG	LG	LG	LG	LG	LG
Coleman	NR	NR	NR	P	IN	NR	PS	PS	PS	PS	PS	PS	PS	PS	PS	IN
Darkwa	P	P	P	P	PS	PS	PS	PS	PS	NR	NR	NR	NR	NR	NR	NR
Davis	P	P	P	P	P	P	P	P	P	IR	IR	IR	IR	IR	IR	IR
Delmas	S	P	S	S	S	S	S	S	S	S	S	S	S	IR	IR	IR
Denney	P	P	P	P	P	P	P	P	P	P	P	P	P	P	P	P
Ellerbe	LB	IR	IR	IR	IR	IR	IR	IR	IR	IR	IR	IR	IR	IR	IR	IR
Fede	IN	IN	IN	P	P	P	P	P	IN	IN	P	P	P	P	P	P
Fields	P	P	P	P	P	P	P	P	P	P	P	P	P	P	P	P
Finnegan	CB	CB	CB	CB	CB	CB	CB	CB	CB	IN	IN	IN	IN	CB	CB	CB
Fox	IN	IN	P	P	IN	IN	IN	IN	IN	P	P	P	P	P	RT	RT
Freeny	P	P	P	P	P	P	P	P	P	IN	IN	IN	IN	IN	P	P
Garner	P	P	P	P	P	P	P	P	P	IN	IN	IN	IN	IN	IN	NFI
Gaston	IN	IN	NR	PS	NR	NR	NR	P	NR	NR	NR	NR	NR	NR	NR	NR
Gibson	P	WR	WR	WR	IN	IN	P	P	WR	P	WR	P	WR	P	IN	P
Grimes	CB	CB	CB	CB	CB	CB	CB	CB	CB	CB	CB	CB	CB	CB	CB	CB
Hartline	WR	WR	WR	WR	WR	WR	WR	WR	WR	WR	WR	WR	WR	WR	WR	WR
Hazel	PS	PS	PS	PS	PS	PS	PS	PS	PS	PS	PS	PS	PS	PS	PS	IN
Heath	NR	NR	NR	NR	NR	NR	NR	NR	NR	PS	PS	PS	PS	DNP	P	P
Hoskins	P	P	P	P	IN	IN	IN	IN	P	P	P	P	P	P	NR	NR
James, J.	RT	RT	RT	RT	RT	RT	RT	RT	RT	LT	LT	LT	LT	LT	LT	LT
James, L.	NR	NR	NR	NR	PS	PS	PS	PS	PS	IN	P	IN	IN	IN	IN	IN
Jenkins	P	LB	LB	LB	LB	LB	LB	LB	LB	LB	LB	LB	LB	IN	LB	LB
Johnson	P	P	P	P	P	IN	IN	IN	IN	IN	IN	P	P	IR	IR	IR
Jones, D.	NR	NR	NR	NR	NR	NR	NR	NR	NR	NR	NR	P	P	P	IN	P
Jones, R.	SUS	SUS	SUS	SUS	S	S	S	S	S	S	S	S	S	S	S	S
Jordan	SUS	SUS	SUS	SUS	SUS	SUS	S	S	P	P	P	P	P	P	P	LB
Knott	NR	NR	NR	NR	NR	NR	NR	NR	NR	NR	NR	NR	PS	P	NR	PS
Kovacs	NR	NR	NR	NR	NR	NR	NR	NR	NR	P	P	P	P	P	P	P
Landry	P	P	P	P	WR	WR	NR	WR	WR	P	WR	WR	WR	WR	WR	WR
Matthews	P	P	P	P	P	P	P	P	P	P	P	P	P	P	P	IN
McCain	P	P	P	IN	P	P	P	P	P	IN	P	P	P	IN	IN	P
Miller	RB	RB	RB	RB	RB	RB	RB	RB	RB	RB	RB	RB	RB	RB	RB	RB
Misi	LB	IN	IN	IN	LB	LB	IN	LB	LB	LB	LB	LB	LB	IN	LB	LB
Mitchell	P	DT	P	DT	P	P	DT	P	P	P	P	DT	P	P	P	P
Moore	DNP	DNP	DNP	P	DNP	DNP	DNP	P	DNP	DNP	DNP	DNP	DNP	DNP	DNP	DNP
Moreno	P	P	IN	IN	P	IR	IR	IR	IR	IR	IR	IR	IR	IR	IR	IR
Odrick	DT	DT	DT	DT	DT	DT	DT	DT	DT	DT	DT	DT	DT	DT	DT	DT
Pouncey	IN	IN	IN	IN	RG	RG	RG	RG	RG	RG	RG	RG	RG	RG	RG	RG
Robinson	NR	NR	NR	NR	NR	NR	NR	PS	PS	PS	PS	PS	PS	PS	PS	P
Rose	PS	PS	PS	PS	PS	P	P	IN	P	P	P	NR	PS	PS	PS	PS
Ross	PS	PS	P	NR	NR	NR	NR	NR	NR	NR	NR	NR	NR	NR	NR	NR
Satele	C	C	C	C	C	C	C	C	C	C	C	C	C	C	C	C
Seamster	P	P	IR	IR	IR	IR	IR	IR	IR	IR	IR	IR	IR	IR	IR	IR
Shelby	P	P	P	P	SUS	P	P	P	P	P	P	P	P	P	P	P
Sheppard	NR	P	P	P	P	P	P	P	IN	P	P	P	P	P	LB	P
Sims	TE	P	P	P	P	P	P	P	IN	IN	P	TE	P	P	P	P
Smith	RG	RG	IN	IN	IN	IN	IN	P	P	LG	P	P	P	P	P	P
Stanford	NR	NR	NR	NR	NR	NR	NR	NR	NR	NR	NR	P	CB	P	P	P
Starks	DT	DT	DT	IN	DT	DT	DT	DT	DT	DT	DT	DT	DT	DT	DT	DT
Sturgis	P	P	P	P	P	P	P	P	P	P	P	P	P	P	P	P
Tannehill	QB	QB	QB	QB	QB	QB	QB	QB	QB	QB	QB	QB	QB	QB	QB	QB
Taylor	P	P	P	P	P	P	P	P	P	CB	CB	IN	IN	DNP	CB	IR
Thomas, Dal.	P	P	RG	RG	P	P	P	P	LG	LG	RT	RT	RT	RT	IN	IN
Thomas, Dan.	NR	NR	P	P	IN	P	P	P	P	P	P	P	P	P	IN	P
Thomas, M.	P	S	P	P	P	CB	P	P	IR	IR	IR	IR	IR	IR	IR	IR
Tripp	IN	IN	IN	P	P	P	P	P	P	P	P	P	P	P	P	P
Trusnik	LB	LB	LB	LB	P	P	P	P	P	P	P	P	P	P	LB	P
Turner	IN	IN	IN	IN	IN	IN	IN	IN	IN	IN	IN	IN	IN	IN	P	P
Vernon	RE	RE	RE	RE	RE	RE	RE	RE	RE	RE	RE	RE	RE	RE	RE	RE
Wake	LE	LE	LE	LE	LE	LE	LE	LE	LE	LE	LE	LE	LE	LE	LE	LE
Wallace	WR	WR	WR	WR	WR	WR	WR	WR	WR	WR	WR	WR	WR	WR	WR	WR
Wheeler	IN	LB	LB	P	P	P	P	P	P	P	P	P	P	P	LB	P
Williams, Damian	NR	NR	NR	NR	P	P	NR	NR	NR	NR	NR	NR	NR	NR	NR	NR
Williams, Damien	P	P	P	P	P	P	P	P	P	P	P	P	P	P	P	P
Wilson	S	S	S	S	S	IN	IN	P	CB	CB	CB	CB	CB	S	S	S

LEGEND

P = PLAYED PS = PRACTICE SQUAD DNP= DID NOT PLAY IR = INJURED RESERVE SUS=SUSPENDED
 PP = PHYSICALLY UNABLE TO PERFORM IN = INACTIVE NR = NOT ON ROSTER 3QB = THIRD QUARTERBACK
 NFI = NON-FOOTBALL INJURY

2014 GAME-BY-

OFFENSE

GAME	WR	LT	LG	C	RG
NEW ENGLAND	Hartline	Albert	Colledge	Satele	Smith
at Buffalo	Hartline	Albert	Colledge	Satele	Smith
KANSAS CITY	Hartline	Albert	Colledge	Satele	Dal. Thomas
at Oakland	Hartline	Albert	Colledge	Satele	Dal. Thomas
GREEN BAY	Hartline	Albert	Colledge	Satele	Pouncey
at Chicago	Hartline	Albert	Colledge	Satele	Pouncey
at Jacksonville	Hartline	Albert	Colledge	Satele	Pouncey
SAN DIEGO	Hartline	Albert	Dal. Thomas	Satele	Pouncey
at Detroit	Hartline	Albert	Dal. Thomas	Satele	Pouncey
BUFFALO	Hartline	J. James	Smith	Satele	Pouncey
at Denver	Hartline	J. James	Colledge	Satele	Pouncey
at New York Jets	Hartline	J. James	Colledge	Satele	Pouncey
BALTIMORE	Hartline	J. James	Colledge	Satele	Pouncey
at New England	Hartline	J. James	Colledge	Satele	Pouncey
MINNESOTA	Hartline	J. James	Colledge	Satele	Pouncey
NEW YORK JETS	Hartline	J. James	Colledge	Satele	Pouncey

DEFENSE

GAME	LE	DT	DT	RE	LB
NEW ENGLAND	Wake	Starks	Odrick	Vernon	Trusnik
at Buffalo	Wake	Starks	Mitchell	Vernon	Odrick
KANSAS CITY	Wake	Starks	Odrick	Vernon	Wheeler
at Oakland	Wake	Mitchell	Odrick	Vernon	Wheeler
GREEN BAY	Wake	Starks	Odrick	Vernon	Wilson*
at Chicag	Wake	Starks	Odrick	Vernon	Thomas*
at Jacksonville	Wake	Starks	Odrick	Vernon	Mitchell
SAN DIEGO	Wake	Starks	Odrick	Vernon	Wheeler
at Detroit	Wake	Starks	Odrick	Vernon	Wilson*
BUFFALO	Wake	Starks	Odrick	Vernon	Wilson*
at Denver	Wake	Starks	Odrick	Vernon	Wilson*
at New York Jets	Wake	Starks	Mitchell	Vernon	Odrick
BALTIMORE	Wake	Starks	Odrick	Vernon	Wilson*
at New England	Wake	Starks	Odrick	Vernon	Wheeler
MINNESOTA	Wake	Starks	Odrick	Vernon	Taylor
NEW YORK JETS	Wake	Starks	Odrick	Vernon	Jordan

* Miami opened in a nickel

GAMES PLAYED-STARTED-DID NOT PLAY-INACTIVE: Aikens 15-0-0-1; Albert 9-9-0-0; Brenner 0-0-0-1; Brown 0-0-0-1; Clay 14-14-0-2; Colledge 13-13-0-2; Coleman 1-0-0-1; Darkwa 4-0-0-0; Davis 10-0-0-0; Delmas 13-12-0-0; Denney 16-0-0-0; Ellerbe 1-1-0-0; Fede 11-0-0-5; Fields 16-0-0-0; Finnegan 12-12-0-4; Fox 9-2-0-7; Freeny 12-0-0-4; Garner 10-0-0-5; Gaston 0-0-0-2; Gibson 14-5-0-2; Grimes 16-16-0-0; Hartline 16-16-0-0; Hazel 0-0-0-2; Heath 2-0-1-0; James, J. 16-16-0-0; James, L. 2-0-0-5; Jenkins 15-14-0-1; Johnson 7-0-0-6; Jones D. 4-0-0-1; Jones, R. 12-12-0-0; Jordan 10-1-0-0; Knott 1-0-0-0; Kovacs 8-0-0-0; Landry 16-11-0-0; Matthews 14-0-0-2; McCain 10-0-0-6; Miller 16-16-0-0; Misi 11-11-0-5; Mitchell 16-4-0-0; Moore 2-0-14-0; Moreno 3-0-0-2; Odrick 16-16-0-0; Pouncey 12-12-0-4; Robinson 2-0-0-0; Rose 5-0-0-1; Ross 1-0-0-0; Satele 16-16-0-0; Seamster 2-0-0-0; Shelby 15-0-0-0; Sheppard 14-1-0-1; Sims 14-2-0-2; Smith 11-3-0-5; Stanford 5-1-0-0; Starks 15-15-0-0; Sturgis 16-0-0-0; Tannehill 16-16-0-0; Taylor 12-3-1-2; Thomas, Dal. 14-9-0-2; Thomas, Dan. 12-0-0-2; Tripp 13-0-0-3; Trusnik 16-6-0-0; Turner 2-0-0-14; Vernon 16-0-0-0; Wake 16-16-0-0; Wallace 16-16-0-0; Wheeler 15-5-0-1; Williams, Damian 2-0-0-0; Williams, Damien 16-0-0-0; Wilson 14-13-0-2.

GAME STARTERS

RT	TE	WR	QB	RB	WR
J. James	Clay	Wallace	Tannehill	Miller	Sims (TE)
J. James	Clay	Wallace	Tannehill	Miller	Gibson
J. James	Clay	Wallace	Tannehill	Miller	Gibson
J. James	Clay	Wallace	Tannehill	Miller	Gibson
J. James	Clay	Wallace	Tannehill	Miller	Landry
J. James	Clay	Wallace	Tannehill	Miller	Landry
J. James	Clay	Wallace	Tannehill	Miller	Landry
J. James	Clay	Wallace	Tannehill	Miller	Landry
J. James	Clay	Wallace	Tannehill	Miller	Landry
Dal. Thomas	Clay	Wallace	Tannehill	Miller	Gibson
Dal. Thomas	Sims	Wallace	Tannehill	Miller	Landry
Dal. Thomas	Gibson (WR)	Wallace	Tannehill	Miller	Landry
Dal. Thomas	Clay	Wallace	Tannehill	Miller	Landry
Dal. Thomas	Clay	Wallace	Tannehill	Miller	Landry
Fox	Clay	Wallace	Tannehill	Miller	Landry
Fox	Clay	Wallace	Tannehill	Miller	Landry

LB	LB	CB	CB	S	S
Misi	Ellerbe	Grimes	Finnegan	Delmas	Wilson
Trusnik	Jenkins	Grimes	Finnegan	M. Thomas	Wilson
Trusnik	Jenkins	Grimes	Finnegan	Delmas	Wilson
Trusnik	Jenkins	Grimes	Finnegan	Delmas	Wilson
Misi	Jenkins	Grimes	Finnegan	Delmas	R. Jones
Misi	Jenkins	Grimes	Finnegan	Delmas	R. Jones
Trusnik	Jenkins	Grimes	Finnegan	Delmas	R. Jones
Misi	Jenkins	Grimes	Finnegan	Delmas	R. Jones
Misi	Jenkins	Grimes	Finnegan	Delmas	R. Jones
Misi	Jenkins	Grimes	J. Taylor	Delmas	R. Jones
Misi	Jenkins	Grimes	J. Taylor	Delmas	R. Jones
Misi	Jenkins	Grimes	Wilson	Delmas	R. Jones
Misi	Jenkins	Grimes	Stanford	Delmas	R. Jones
Sheppard	Trusnik	Grimes	Finnegan	Wilson	R. Jones
Misi	Jenkins	Grimes	Finnegan	Wilson	R. Jones
Misi	Jenkins	Grimes	Finnegan	Wilson	R. Jones

INACTIVES: NEW ENGLAND: Pouncey, Wheeler, Tripp, Gaston, Fox, Turner, Fede. at Buffalo: Pouncey, Misi, Tripp, Gaston, Fox, Turner, Fede. KANSAS CITY: Moreno, Pouncey, Misi, Tripp, Smith, Turner, Fede. at Oakland: Moreno, Pouncey, Misi, McCain, S. Smith, Turner, Starks. GREEN BAY: Gibson, Dan. Thomas, Coleman, S. Smith, Fox, Turner, Hoskins. at Chicago: Gibson, Wilson, S. Smith, Fox, Johnson, Turner, Hoskins. at Jacksonville: Wilson, Misi, S. Smith, Fox, Johnson, Turner, Hoskins. SAN DIEGO: Rose, McCain, Colledge, Fox, Johnson, Turner, Sims. at Detroit: Colledge, Fox, Johnson, Turner, Fede, Sims, Sheppard. BUFFALO: Finnegan, L. James, McCain, Colledge, Johnson, Turner, Fede. at Denver: Finnegan, Brown, Clay, Freeny, Garner, Johnson, Turner. at New York Jets: J. Taylor, Finnegan, L. James, Clay, Freeny, Garner, Turner. BALTIMORE: J. Taylor, Finnegan, L. James, Freeny, McCain, Garner, Turner. at New England: L. James, Jenkins, Misi, Freeny, McCain, Garner, Turner. MINNESOTA: Matthews, Dan. Thomas, D. Jones, McCain, Dal. Thomas, Garner, Hazel. NEW YORK JETS: Matthews, L. James, Aikens, Coleman, Dan. Thomas, Brenner, Hazel.

2014 GAME SUMMARIES

GAME 1

DOLPHINS 33, PATRIOTS 20
September 7, 2014

Sun Life Stadium
Miami Gardens, FL

The Dolphins didn't make it easy on themselves in their season opener against the New England Patriots at Sun Life Stadium, but they still found a way to come up with a big victory after a tremendous second-half performance. The Dolphins won their second consecutive season opener, scoring 23 unanswered points in the second half to beat the Patriots 33-20. Miami beat Cleveland in its 2013 opener on its way to a 3-0 start on the season. It was the second consecutive Dolphins victory against New England, following their 24-20 thriller at Sun Life Stadium the previous December. On this Sunday, the Dolphins won thanks to a 13-point third quarter that included a 14-yard touchdown pass from Ryan Tannehill to Mike Wallace and a pair of short field goals by Caleb Sturgis. The Dolphins got an insurance touchdown with 3:29 left in the fourth quarter when Knowshon Moreno put the finishing touches on a memorable Dolphins debut with a 4-yard run to cap an 85-yard drive. Moreno finished with 134 yards, thanks to some strong blocking from the new-look Dolphins offensive line and his ability to see the hole and break tackles. The defense also came up big for Miami, particularly with a dominating second-half performance. The Dolphins shut down the high-powered New England offense despite playing without its three starting linebackers — Philip Wheeler, who was inactive, and Dannell Ellerbe and Koa Misi, who both left the game with injuries in the first quarter. After allowing the Patriots to rack up 248 yards in the first half, the Dolphins defense stiffened in the second half. The Dolphins sacked Tom Brady on all four of New England's first four possessions of the second half, with Cameron Wake, rookie Chris McCain, Olivier Vernon and Wake again taking down the Patriots quarterback. Wake forced a fumble on his first sack, setting up the Wallace touchdown that tied the game at 20. The Dolphins defense held New England to a mere two first downs in the second half before the Patriots' last possession. The Dolphins trailed by 10 at halftime despite a start they couldn't have scripted any better. The defense held New England to a three-and-out, punter Ryan Allen then dropped the snap on fourth down and McCain came in to block the punt to give the Dolphins the ball at the Patriots 15-yard line. Four plays later, Tannehill hit Lamar Miller in the flat for a 4-yard touchdown and quick 7-0 lead. But the Dolphins turned the ball over on their next three possessions, fumbles by Wallace and Miller sandwiched around an interception by Tannehill. The interception, with the game tied 7-7, really hurt because it came on an underthrow when Wallace was wide open behind the New England secondary. The turnovers helped the Patriots score 17 unanswered points before the Dolphins cut the deficit to 17-10 with a 38-yard field goal by Sturgis on the last play before the two-minute warning. Sturgis added a fourth field goal, from 27 yards out, with 2:44 left in the fourth quarter. New England answered Sturgis' first field goal with a field goal drive before halftime, with Stephen Gostkowski connecting from 46 yards out with 6 seconds left. That set the stage for the second half when the Dolphins took over the game and completely manhandled their AFC East opponents.

PATRIOTS	10	10	0	0	-	20
DOLPHINS	7	3	13	10	-	33

TEAM	QTR	TIME	PLAY DESCRIPTION	DRIVE INFO	NE	MIA
Dolphins	1	11:46	Miller 4 yd. pass from Tannehill (Sturgis kick)	4-15, 1:50	0	7
Patriots	1	5:10	Vereen 2 yd. run (Gostkowski kick)	13-80, 6:36	7	7
Patriots	1	0:47	Gostkowski 47 yd. Field Goal	7-6, 2:52	10	7
Patriots	2	8:37	Gronkowski 6 yd. pass from Brady (Gostkowski kick)	11-94, 4:19	17	7
Dolphins	2	1:59	Sturgis 38 yd. Field Goal	11-55, 4:25	17	10
Patriots	2	0:06	Gostkowski 45 yd. Field Goal	8-47, 1:53	20	10
Dolphins	3	10:46	Sturgis 24 yd. Field Goal	8-66, 4:14	20	13
Dolphins	3	6:55	Wallace 14 yd. pass from Tannehill (Sturgis kick)	4-34, 2:04	20	20
Dolphins	3	2:38	Sturgis 22 yd. Field Goal	10-50, 3:15	20	23
Dolphins	4	3:29	Moreno 4 yd. run (Sturgis kick)	12-85, 6:01	20	30
Dolphins	4	2:44	Sturgis 27 yd. Field Goal	4-5, 0:20	20	33

ATT. - 70,630

	PATRIOTS	DOLPHINS
TOTAL FIRST DOWNS	20	25
THIRD DOWN EFFICIENCY	5-17-29%	7-13-54%
FOURTH DOWN EFFICIENCY	2-4-50%	0-0-0%
TOTAL NET YARDS	315	360
NET YARDS RUSHING	89	191
NET YARDS PASSING	226	169
PASS ATTEMPTS-COMPLETIONS-HAD INTERCEPTED	56-29-0	32-18-1
KICKOFFS Number-In End Zone-Touchbacks	5-4-2	8-7-5
PUNTS Number and Average	6-40.2	2-50.0
FGs - PATs Had Blocked	0-0	0-0
TOTAL RETURN YARDAGE (Not Including Kickoffs)	15	24

PENALTIES Number and Yards	9-100	4-26
FUMBLES Number and Lost	3-2	3-2
TOUCHDOWNS	2	3
EXTRA POINTS Made-Attempts	2-2	3-3
FIELD GOALS Made-Attempts	2-2	4-4
RED ZONE EFFICIENCY	2-2-100%	3-6-50%
GOAL TO GO EFFICIENCY	2-2-100%	2-3-67%
SAFETIES	0	0
TIME OF POSSESSION	29:33	30:27

INDIVIDUAL STATISTICS

RUSHING: New England: Vereen 7-36, Ridley 8-21, Edelman 2-21, Bolden 2-8, Brady 1-3.
 Miami: Moreno 24-134, Miller 11-59, Tannehill 3-(-2).
PASSING: New England: Brady 29-56-249-1-0.
 Miami: Tannehill 18-32-178-2-1.
RECEIVING: New England: Edelman 6-95, Thompkins 5-37, Vereen 5-35, Gronkowski 4-40, Amendola 3-16, Wright 3-15, Ridley 2-7, Bolden 1-4.
 Miami: Wallace 7-81, Miller 4-19, Clay 2-27, Hartline 2-26, Sims 1-9, Gibson 1-9, G. Hoskins 1-7.
SACKS: New England: Mayo 1-9.
 Miami: Wake 2-7, Vernon 1-7, McCain 1-9.
INTERCEPTIONS: New England: Dennard 1-0.
 Miami: None.

GAME 2

BILLS 29, DOLPHINS 10
September 14, 2014

Ralph Wilson Stadium
Orchard Park, N.Y.

Like they did in their season opener against the New England Patriots, the Dolphins faced a halftime deficit at Ralph Wilson Stadium. But they weren't able to pull off a second consecutive comeback, falling 29-10 to the Buffalo Bills in their road opener. Big plays and special teams were the biggest factors in this game. Brandon Fields had a punt blocked; the Dolphins allowed a 102-yard kickoff return for a touchdown by C.J. Spiller; and rookie Jarvis Landry muffed a punt in the fourth quarter. The punt block and the muffed punt set up two of the five field goals by former Dolphins kicker Dan Carpenter. Buffalo's offense also produced four plays of 28 yards or more, led by a 47-yard run by Spiller that set up a Bills touchdown. The Dolphins offense suffered a big blow in the first quarter when running back Knowshon Moreno left the game with an elbow injury. Moreno, who rushed for 134 yards against New England, was injured at the end of a 4-yard run. It was his only rushing attempt of the day. Against a Buffalo defense featuring one of the best defensive lines in the NFL, the Dolphins were able to produce only three offensive plays of at least 15 yards and none longer than 18 yards. Quarterback Ryan Tannehill ended up setting career highs in attempts (31) and completions (49), but he wasn't satisfied with his performance. The Dolphins' only touchdown did come on a spectacular play as Mike Wallace reached behind him to make a one-handed snag of a Tannehill pass in the corner of the end zone. The touchdown cut the Dolphins' deficit to 16-10 in the third quarter, but Buffalo answered with the drive that featured Spiller's long run and the Dolphins weren't able to score again. The Dolphins threatened early in the fourth quarter when they faced a fourth-and-4 from the Buffalo 48-yard line trailing 23-10. Tannehill kept the ball on an option, but was dropped for a 4-yard loss by safety Da'Norris Searcy. After a disappointing first half that ended with Buffalo leading 9-0, the Dolphins offense got things moving after receiving the second-half kickoff. The Dolphins picked up five first downs on that opening drive, only one less than they managed in the entire first half. The drive stalled at the Buffalo 16-yard line and the Dolphins had to settle for a 34-yard field goal by Caleb Sturgis to cut the Bills lead to 9-3. But Buffalo immediately regained the momentum with Spiller's kickoff return for touchdown. On the next-to-last play of the game, cornerback Leodis McKelvin intercepted Tannehill to put the finishing touches on a disappointing day for the Dolphins.

DOLPHINS		0	0	10	0	-	10
BILLS		6	3	14	6	-	29

TEAM	QTR	TIME	PLAY DESCRIPTION	DRIVE INFO	MIA	BUF
Bills	1	4:47	Carpenter 27 yd. Field Goal	10-49, 4:46	0	3
Bills	1	0:22	Carpenter 27 yd. Field Goal	6-22, 1:50	0	6
Bills	2	10:22	Carpenter 31 yd. Field Goal	6-40, 2:15	0	9
Dolphins	3	9:35	Sturgis 34 yd. Field Goal	13-64, 5:25	3	9
Bills	3	9:23	Spiller 102 yd. kickoff return (Carpenter kick)		3	16
Dolphins	3	3:15	Wallace 7 yd. pass from Tannehill (Sturgis kick)	11-64, 6:08	10	16
Bills	3	0:13	Watkins 12 yd. pass from Manuel (Carpenter kick)	6-77, 3:02	10	23
Bills	4	10:32	Carpenter 32 yd. Field Goal	8-34, 4:14	10	26
Bills	4	1:54	Carpenter 38 yd. Field Goal	4-7, 1:38	10	29

ATT. – 69,954

		DOLPHINS	BILLS
TOTAL FIRST DOWNS		23	13
THIRD DOWN EFFICIENCY		5-16-31%	5-15-33%

FOURTH DOWN EFFICIENCY	1-4-25%	0-0-0%
TOTAL NET YARDS	290	315
NET YARDS RUSHING	80	113
NET YARDS PASSING	210	202
PASS ATTEMPTS-COMPLETIONS-HAD INTERCEPTED	49-31-1	26-16-0
KICKOFFS Number-In End Zone-Touchbacks	3-2-0	8-7-5
PUNTS Number and Average	6-33.2	4-33.5
FGs - PATs Had Blocked	0-0	0-0
TOTAL RETURN YARDAGE (Not Including Kickoffs)	7	17
PENALTIES Number and Yards	3-20	6-40
FUMBLES Number and Lost	1-1	0-0
TOUCHDOWNS	1	2
EXTRA POINTS Made-Attempts	1-1	2-2
FIELD GOALS Made-Attempts	1-1	5-6
RED ZONE EFFICIENCY	1-2-50%	1-6-17%
GOAL TO GO EFFICIENCY	0-0-0%	0-1-0%
SAFETIES	0	0
TIME OF POSSESSION	31:17	28:43

INDIVIDUAL STATISTICS

RUSHING: Miami: Miller 11-46, Williams 5-19, Tannehill 4-11, Moreno 1-4.
Buffalo: Spiller 12-69, Jackson 12-24, Summers 2-7, Manuel 4-6, Goodwin 1-4.

PASSING: Miami: Tannehill 31-49-241-1-1.
Buffalo: Manuel 16-26-202-1-0.

RECEIVING: Miami Clay 7-31, Wallace 5-56, Landry 5-49, Hartline 5-36, Darkwa 3-31, Gibson 3-27, Miller 2-7, Matthews 1-4..
Buffalo: Watkins 8-117, Jackson 2-27, Chandler 2-27, Gragg 1-14, Spiller 1-9, Woods 1-5, Williams 1.

SACKS: Miami: None.
Buffalo: Hughes 1-11, K. Williams 1-10,M. Williams 1-4, Charles 1-6.

INTERCEPTIONS: Miami: None.
Buffalo: McKelvin 1-1.

GAME 3

CHIEFS 34, DOLPHINS 15

Sun Life Stadium

September 21, 2014

Miami Gardens, FL

The Dolphins’ nasty habit of falling behind in the first half cost them again in this contest at Sun Life Stadium. Similar to what happened the previous Sunday at Buffalo, the Dolphins mounted a valiant comeback effort in the second half, but ultimately came up short and dropped a 34-15 decision against the Kansas City Chiefs. The loss put a damper on some impressive individual performances, most notably by running back Lamar Miller, linebacker Jelani Jenkins and rookie wide receiver Jarvis Landry. Miller, getting extended action in the absence of Knowshon Moreno, finished with a career-high 108 yards. Jenkins had 1.5 sacks, a forced fumble and he combined with Randy Starks for a safety when they sacked Alex Smith in the end zone in the third quarter. Landry had kickoff returns of 40 and 74 yards. The Dolphins trailed 14-3 at halftime against Kansas City, this coming after they had deficits at the half of 10 points against the New England Patriots in the season opener and nine points against Buffalo the following week. Kansas City got the ball to start the second half, but the Dolphins defense changed the momentum quickly when Jared Odrick sacked Smith on third down and forced a fumble that was recovered by Derrick Shelby. After a 10-yard run by Miller gave Miami a first-and-goal at the 4, the Dolphins cashed in on the turnover when Ryan Tannehill hit Brian Hartline with a 1-yard touchdown pass on third down. The Chiefs answered with a 66-yard touchdown drive that was capped by an 11-yard pass from Smith to running back Joe McKnight. Landry’s ensuing 74-yard kickoff return to the Chiefs 33-yard line set up Caleb Sturgis’ 51-yard field goal, which cut the Dolphins deficit to 21-13. Because of penalties, Kansas City began its next two possessions at its 7 and then its 1, and on first down of the second drive Jenkins and Starks combined for the safety that made the score 21-15. Trailing by six, the Dolphins had a promising drive going early in the fourth quarter after a 9-yard run by Miller made it second-and-1 at the Kansas City 47, but Tannehill threw incomplete deep on second down and then was sacked on third down. The field position then flipped when Frankie Hammond Jr. returned Brandon Fields’ punt 47 yards to set the Chiefs up at the Dolphins 44-yard line. Nine plays later, McKnight scored his second touchdown of the game, on a 4-yard pass, to make it 27-15 with 4:35 left after a two-point conversion failed. After Landry’s long return of the opening kickoff, the Dolphins found themselves with a first down at the Chiefs 45-yard line, but the drive stalled. The Dolphins reached Kansas City territory on the first drive of the second quarter, but Sturgis missed a 48-yard field goal attempt. Sturgis would connect from 22 yards out on the last play of the first half, but that was after the Chiefs had followed his miss with two touchdowns, a 21-yard run by Knile Davis and a 25-yard pass from Smith to tight end Travis Kelce.

			CHIEFS	0	14	7	13	–	34	
			DOLPHINS	0	3	12	0	–	15	
TEAM	QTR	TIME	PLAY DESCRIPTION					DRIVE INFO	KC	MIA
Chiefs	2	6:38	Davis 21 yd. run (Santos kick)					6-62, 3:14	7	0
Chiefs	2	1:35	Kelce 20 yd. pass from Smith (Santos kick)					8-76, 2:42	14	0

Dolphins	2	0:00	Sturgis 22 yd. Field Goal	8-74, 1:35	14	3
Dolphins	3	12:07	Hartline 1 yd. pass from Tannehill (Sturgis kick)	4-19, 1:21	14	10
Chiefs	3	6:36	McKnight 11 yd. pass from Smith (Santos kick)	10-66, 5:31	21	10
Dolphins	3	5:54	Sturgis 51 yd. Field Goal	4-0, 0:42	21	13
Dolphins	3	2:38	Smith sacked in end zone by Starks, Jenkins for a safety		21	15
Chiefs	4	4:35	McKnight 4 yd. pass from Smith (pass failed)	9-44, 4:39	27	15
Chiefs	4	0:13	Gray 6 yd. run (Santos kick)	6-36, 1:48	34	15

ATT. – 70,313

	CHIEFS	DOLPHINS
TOTAL FIRST DOWNS	23	18
THIRD DOWN EFFICIENCY	9-16-56%	4-15-27%
FOURTH DOWN EFFICIENCY	1-1-100%	0-2-0%
TOTAL NET YARDS	342	332
NET YARDS RUSHING	174	141
NET YARDS PASSING	168	191
PASS ATTEMPTS-COMPLETIONS-HAD INTERCEPTED	25-19-0	43-21-0
KICKOFFS Number-In End Zone-Touchbacks	3-2-0	8-7-5
PUNTS Number and Average	5-51.0	7-46.7
FGs - PATs Had Blocked	0-0	0-0
TOTAL RETURN YARDAGE (Not Including Kickoffs)	100	11
PENALTIES Number and Yards	4-23	6-65
FUMBLES Number and Lost	4-2	1-0
TOUCHDOWNS	5	1
EXTRA POINTS Made-Attempts	4-5	1-1
FIELD GOALS Made-Attempts	0-0	2-3
RED ZONE EFFICIENCY	3-3-100%	1-2-50%
GOAL TO GO EFFICIENCY	1-1-100%	1-1-100%
SAFETIES	0	0
TIME OF POSSESSION	33:42	26:18

INDIVIDUAL STATISTICS

RUSHING: Kansas City: Davis 32-132, Gray 4-18, Smith 2-17, Sherman 1-4, McKnight 1-3, A. Jenkins 1-0. Miami: Miller 15-108, Thomas 2-15, Wallace 1-12, Tannehill 1-9, Williams 1-(-3).

PASSING: Kansas City: Smith 19-25-186-3-0. Miami, Tannehill 21-43-205-1-0.

RECEIVING: Kansas City: McKnight 6-64, Kelce 3-36, Bowe 3-32, Fasano 2-23, Hemingway 2-18, Avery 2-12, Sherman 1-1. Miami, Wallace 5-74, Miller 4-24, Hartline 3-25, Landry 3-24, Clay 3-21, Thomas 1-21, Matthews 1-13, Gibson 1-3.

SACKS: Kansas City: Poe 1.5-4.5, Houston 1-0, Owens 0.5-1.5. Miami, Jenkins 1.5-8.5, Vernon 1-3, Starks 0.5-0.5, Shelby 1-5, Odrick 1-1.

INTERCEPTIONS: Kansas City: None. Miami: None.

GAME 4

DOLPHINS 34, RAIDERS 18
September 28, 2014

Wembley Stadium
London, England

The Dolphins were facing a long trip back home after their game against the Oakland Raiders at Wembley Stadium in London. But at least they could spend a lot of the time on the plane reliving everything that went right in their most dominating performance in years. Behind a near-flawless performance from quarterback Ryan Tannehill and a defense that not only came up with its first three interceptions of the season but also its first score, the Dolphins turned the first of three London games into their showcase. After disappointing losses against Buffalo and Kansas City, the Dolphins got a much-needed victory that gave them a 2-2 record heading into their bye. For all intents and purposes, the game was decided by halftime and only a meaningless fourth-quarter touchdown by the Raiders kept the Dolphins from recording their largest margin of victory in 13 years. As it was, the 38-14 final represented the Dolphins' most lopsided victory since Nov. 20, 2011 when they beat the Buffalo Bills 35-8. Lamar Miller scored two touchdowns for the Dolphins, who also got TDs from tight end Dion Sims, Mike Wallace and cornerback Cortland Finnegan. Before he went to the sideline to watch Matt Moore wrap up the blowout, Tannehill put together one of the best performances of his three-year NFL career, completing 23 of 31 passes for 278 yards with two touchdowns and a passer rating of 109.3. The only blemish on Tannehill's stat line was a third-quarter interception on a pass that was tipped by Sims after it was thrown slightly behind him. The running game continued its strong work, with the Dolphins rushing for 157 yards and a solid 4.5 yards per carry. Tannehill completed his last 14 passes of the first half, matching the fourth-longest streak in Dolphins history, and he had a passer rating at the half at 146.5. Tannehill's last incompletion of the first half came on the Dolphins' first drive when Brian Hartline couldn't stay in bounds after leaping to catch the pass. The incompletion forced the Dolphins to settle for a Caleb Sturgis field goal that cut Oakland's lead to 7-3. The Dolphins were flawless offensively the rest of the half and ended up with 284 total yards and 15 first downs in the first two quarters. The Dolphins took the lead on the second play of

the second quarter when Mike Wallace took a Tannehill swing pass and fought through three tackle attempts for a 13-yard touchdown. After the defense forced a three-and-out, the Dolphins came right back with a 63-yard touchdown that was capped by Miller's 9-yard run. The score came after Head Coach Joe Philbin decided to go for the first down on fourth-and-1. With Tannehill in the shotgun, Miller took a pitch and ran through a gaping hole on the left side of the offensive line. The defense forced another three-and-out and did it yet again after Jarvis Landry fumbled on a punt return. Tannehill then went 5-for-5 on a 90-yard touchdown drive, throwing in three runs for 18 yards for good measure. The touchdown came on a beautiful 18-yard pass to Sims after he rolled out to make it 24-7. It was more of the same in the third quarter. Actually, it could have been worse. Miller fumbled into the end zone on the first possession of the second half, but got a quick chance to redeem himself after Brent Grimes intercepted rookie Derek Carr and returned the pick to the Oakland 2-yard line. After Miller scored on a 1-yard run, the next Oakland possession ended when a shotgun snap zipped by Oakland quarterback Matt McGloin — in for the injured Carr — and Finnegan beat McGloin to the loose ball at midfield and raced into the end zone for his sixth career touchdown. At that point, all that was left to determine was the final score.

		DOLPHINS		3	21	14	0	–	38
		RAIDERS		7	0	0	7	–	14
TEAM	QTR	TIME	PLAY DESCRIPTION				DRIVE INFO	MIA	OAK
Raiders	1	9:38	Leonhardt 3 yd. pass from Carr (Janikowski kick)				10-74, 5:22	0	7
Dolphins	1	6:25	Sturgis 41 yd. Field Goal				8-47, 3:13	3	7
Dolphins	2	14:17	Wallace 13 yd. pass from Tannehill (Sturgis kick)				8-91, 3:46	10	7
Dolphins	2	9:15	Miller 9 yd. run (Sturgis kick)				7-63, 3:35	17	7
Dolphins	2	1:53	Sims 18 yd. pass from Tannehill (Sturgis kick)				9-90, 4:03	24	7
Dolphins	3	8:13	Miller 1 yd. run (Sturgis kick)				2-3, 0:28	31	7
Dolphins	3	3:59	Finnegan 50 yd. fumble return (Sturgis kick)					38	7
Raiders	4	8:36	Holmes 22 yd. pass from McGloin (Janikowski kick)				9-90, 3:14	38	14

ATT. – 83,436

	DOLPHINS	RAIDERS
TOTAL FIRST DOWNS	24	17
THIRD DOWN EFFICIENCY	5-11-45%	6-14-43%
FOURTH DOWN EFFICIENCY	1-2-50%	0-1-0%
TOTAL NET YARDS	435	317
NET YARDS RUSHING	157	53
NET YARDS PASSING	278	264
PASS ATTEMPTS-COMPLETIONS-HAD INTERCEPTED	31-23-1	44-28-3
KICKOFFS Number-In End Zone-Touchbacks	7-6-2	3-2-1
PUNTS Number and Average	2-40.5	6-48.7
FGs - PATs Had Blocked	0-0	0-0
TOTAL RETURN YARDAGE (Not Including Kickoffs)	115	45
PENALTIES Number and Yards	5-35	9-80
FUMBLES Number and Lost	3-2	1-1
TOUCHDOWNS	5	2
EXTRA POINTS Made-Attempts	5-5	2-2
FIELD GOALS Made-Attempts	1-1	0-0
RED ZONE EFFICIENCY	4-8-50%	1-1-100%
GOAL TO GO EFFICIENCY	1-2-50%	1-1-100%
SAFETIES	0	0
TIME OF POSSESSION	30:54	29:06

INDIVIDUAL STATISTICS

RUSHING: Miami: Miller 12-64, Thomas 5-35, Tannehill 5-35, Williams 6-23, Darkwa 4-2, Wallace 1-0, Moore 2-(-2).
Oakland: McFadden 11-40, Carr 2-9, McGloin 2-3, Jones-Drew 2-1, Olawale 1-0.

PASSING: Miami: Tannehill 23-31-278-2-1.
Oakland: Carr 16-25-146-1-1, McGloin 12-19-129-1-2.

RECEIVING: Miami: Hartline 6-74, Landry 4-38, Wallace 3-35, Clay 2-32, Matthews 2-27, Gibson 2-26, Miller 2-3, Thomas 1-25, Sims 1-18.
Oakland: Jones 6-83, Holmes 5-74, McFadden 4-32, Brown 3-22, Butler 2-30, Ausberry 2-14, Rivera 2-10, Jones-Drew 2-2, Reece 1-5, Leonhardt 1-3.

SACKS: Miami: Shelby 2-11.
Oakland: None.

INTERCEPTIONS: Miami: Aikens 1-43, Grimes 1-32, Wilson 1-31.
Oakland: Carrie 1-28.

GAME 5

PACKERS 27, DOLPHINS 24
October 12, 2014

Sun Life Stadium
Miami Gardens, FL

The Miami Dolphins had to play catch-up throughout the afternoon against one of the hottest teams in the NFL, and in the end fell just short against the Green Bay Packers. The Dolphins rallied from three

different seven-point deficits — 7-0, 10-3 and 17-10 — but dropped a 27-24 decision when Aaron Rodgers connected with tight end Andrew Quarless in the corner of the end zone for a 3-yard touchdown with 3 seconds left. The touchdown came six plays after Green Bay converted a fourth-and-8 when Rodgers hit Jordy Nelson on an 18-yard pass. The touchdown capped a 60-yard touchdown drive that began with 2:04 left in regulation. The Dolphins had a chance to clinch the victory after holding Green Bay to a field goal on the previous drive but couldn't kill the last 4:09 off the clock. Miami took its first lead of the game with 9:13 left in regulation when Ryan Tannehill hit Mike Wallace with a 5-yard touchdown pass. It was the third consecutive touchdown drive for the Dolphins at the start of the second half, as Tannehill got hot after a difficult first half and the running game got going after being held to only 10 yards in the first two quarters. The running game played a key role in the second touchdown drive of the second half, as Lamar Miller rushed for 48 yards and finished things off with a 5-yard TD run up the middle. After trailing 10-3 at halftime, the Dolphins tied the score with an 80-yard touchdown drive highlighted by Tannehill's 40-yard run on a quarterback keeper. It was the longest offensive play of the season for the Dolphins at that time, and the second-longest run by a quarterback in franchise history, behind Tannehill's 48-yard scamper at Pittsburgh on Dec. 8, 2013. Green Bay responded with an 80-yard drive of its down that consumed 8:04 and ended when Rodgers ran around in the pocket to avoid a sack and eventually found Randall Cobb in the end zone for a 5-yard touchdown. The Dolphins defense turned in a solid performance in the first half after watching Rodgers march the Packers 80 yards for a touchdown on the opening drive of the game. Cameron Wake, who had three sacks when the Dolphins won in overtime at Green Bay in 2010, was a constant presence in the Packers backfield. He had a sack and also forced an illegal grounding penalty on Rodgers. Olivier Vernon also had a sack in the first half. Wake and Vernon also combined for a sack in the second half. The special teams came up with two big plays in the first quarter, with Jarvis Landry returning the kickoff after Green Bay's first touchdown 54 yards to the Packers 49-yard line. The play set up Caleb Sturgis' 48-yard field goal, which cut the Packers lead to 7-3. Jonathan Freeny blocked a Tim Masthay punt on the ensuing possession and Chris McCain recovered the loose ball at the Green Bay 16-yard line, but the Dolphins could not capitalize on that big play. A 9-yard completion to Jarvis Landry on third down gave the Dolphins a first-and-goal at the 4 and Knowshon Moreno, back in the lineup after missing two games with an elbow injury, gained 3 yards to make it second-and-goal at the 1. But after Moreno was stopped for no gain and Tannehill's pass in the end zone to Brian Hartline was knocked away, Moreno was stuffed for a 3-yard loss on fourth down on a draw play up the middle. Tannehill was intercepted twice in the second quarter, the first pick by cornerback Casey Hayward setting up a 43-yard field goal by Mason Crosby that made it 10-3. The stage was set for an exciting, but ultimately disappointing, second half.

		PACKERS		7	3	7	10	-	27	
		DOLPHINS		3	0	7	14	-	24	
TEAM	QTR	TIME	PLAY DESCRIPTION				DRIVE INFO		GB	MIA
Packers	1	10:09	Nelson 9 yd. pass from Rodgers (Crosby kick)				9-80, 4:51		7	0
Dolphins	1	8:15	Sturgis 48 yd. Field Goal				6-20, 1:54		7	3
Packers	2	8:08	Crosby 43 yd. Field Goal				6-11, 3:49		10	3
Dolphins	3	11:48	Landry 11 yd. pass from Tannehill (Sturgis kick)				5-80, 3:12		10	10
Packers	3	3:44	Cobb 5 yd. pass from Rodgers (Crosby kick)				13-80, 8:04		17	10
Dolphins	4	13:42	Miller 5 yd. run (Sturgis kick)				10-80, 5:02		17	17
Dolphins	4	9:13	Wallace 5 yd. pass from Tannehill (Sturgis kick)				6-79, 3:21		17	24
Packers	4	4:09	Crosby 30 yd. Field Goal				11-68, 5:04		20	24
Packers	4	0:03	Quarless 4 yd. pass from Rodgers (Crosby kick)				11-60, 2:01		27	24

ATT. – 70,875

	PACKERS	DOLPHINS
TOTAL FIRST DOWNS	27	19
THIRD DOWN EFFICIENCY	8-17-47%	4-10-40%
FOURTH DOWN EFFICIENCY	1-1-100%	0-1-0%
TOTAL NET YARDS	369	349
NET YARDS RUSHING	121	112
NET YARDS PASSING	248	237
PASS ATTEMPTS-COMPLETIONS-HAD INTERCEPTED	42-24-0	31-20-2
KICKOFFS Number-In End Zone-Touchbacks	6-5-3	5-5-4
PUNTS Number and Average	5-34.4	3-42.3
FGs - PATs Had Blocked	0-0	0-0
TOTAL RETURN YARDAGE (Not Including Kickoffs)	51	0
PENALTIES Number and Yards	4-44	5-25
FUMBLES Number and Lost	1-0	1-1
TOUCHDOWNS	3	3
EXTRA POINTS Made-Attempts	3-3	3-3
FIELD GOALS Made-Attempts	2-2	1-1
RED ZONE EFFICIENCY	3-3-100%	1-2-50%
GOAL TO GO EFFICIENCY	3-3-100%	1-2-50%
SAFETIES	0	0
TIME OF POSSESSION	37:12	22:48

INDIVIDUAL STATISTICS

RUSHING: Green Bay: Lacy 14-40, Rodgers 7-34, Starks 8-31, Kuhn 4-15, Cobb 1-1.
Miami: Miller 14-53, Tannehill 3-49, Moreno 6-10.

PASSING: Green Bay: Rodgers 24-42-264-3-0.

Miami: Tannehill 20-31-244-2-2.

RECEIVING: Green Bay: Nelson 9-107, Adams 6-77, Cobb 5-58, Starks 2-11, Quarless 2-11.

Miami: Landry 6-75, Wallace 5-67, Miller 3-40, Clay 3-35, Da. Williams 1-14, Moreno 1-8, Sims 1-5.

SACKS: Green Bay: Neal 1-7.

Miami: Vernon 1.5-9.5, Wake 1.5-6.5.

INTERCEPTIONS: Green Bay: Hayward 1-10, Shileds 1-0.

Miami: None.

GAME 6

DOLPHINS 27, BEARS 14
October 19, 2014

Soldier Field
Chicago, IL

This is what is called rebounding in style. One week after suffering a last-second loss against the Green Bay Packers, the Dolphins bounced back by dominating another NFC North team, beating the Chicago Bears 27-14 at Soldier Field. The Dolphins controlled the action in every phase, with Ryan Tannehill leading a balanced offense that amassed 393 total yards and the defense forcing three Chicago turnovers. Tannehill threw two touchdown passes in the first half and also rushed for 50 yards as the Dolphins evened their record to 3-3. Many players had a hand in the defensive effort, starting with Cameron Wake, who recorded the triple play of sack, forced fumble and fumble recovery in the fourth quarter. Randy Starks also had a fumble recovery and safety Reshad Jones had a first-half interception that he returned 50 yards to set up a touchdown. Cornerback Cortland Finnegan also had a strong outing. He forced the fumble that Starks recovered and clinched the Dolphins victory when he knocked a Jay Cutler pass away from former Miami wide receiver Brandon Marshall in the end zone on fourth down in the final minute. The Dolphins responded to every challenge on Sunday, the perfect example coming after Chicago opened the second half with a long touchdown drive to cut into their 14-0 lead. The Dolphins answered the Chicago score with an 83-yard touchdown drive highlighted by Tannehill's 30-yard run on an option run on fourth-and- 1 from the Bears 39-yard line. The Dolphins increased their lead to 24-7 before Chicago scored its second touchdown, but Miami responded again by killing 5:22 off the clock with a drive that ended with Caleb Sturgis' 19-yard field goal. The Dolphins' 14-0 lead at the half easily could have been bigger given their dominance in the first two quarters. Miami ended the half with advantages of 209-54 in total yardage and 14-2 in first downs. Furthermore, the Bears took one snap inside the Dolphins 40-yard line in the first two quarters and the play ended with a Reshad Jones interception that he returned 50 yards to give the Dolphins a first down at the Chicago 23-yard line. Three plays after that play, Tannehill hit Mike Wallace for a 10-yard touchdown to make it 14-0. It was the fifth touchdown in six games for Wallace. The touchdown was part of a tremendous first half for Tannehill, who picked up where he left off in the second half of the Green Bay game. Tannehill ended the half 14-of-15 for 176 yards and two touchdowns for a passer rating of 155.1, the best first-half total of his career. Tannehill's previous best came in the game in London against the Oakland Raiders three weeks earlier. Tannehill completed his first 14 passes until he threw an incompletion on the Dolphins' last drive of the first half. After a three-and-out to start the game, the Dolphins offense got rolling with a well-balanced 81-yard drive that began with Tannehill's 14-yard run off the read option and ended with a 13-yard touchdown pass to tight end Charles Clay, who was left wide open in the left corner of the end zone. Clay had the longest play in the drive, a 25-yard reception on second-and-9. The Dolphins' two other drives in the first half ended when Caleb Sturgis was wide right on a 50-yard field goal and when Tannehill was sacked on third down to push Miami out of field goal territory. It was one of the few things that didn't go Tannehill's way on this day.

		DOLPHINS		7	7	7	6	-	27		
		BEARS		0	0	7	7	-	14		
TEAM	QTR	TIME	PLAY DESCRIPTION				DRIVE INFO		MIA	CHI	
Dolphins	1	6:51	Clay 13 yd. pass from Tannehill (Sturgis kick)				8-81, 4:24		7	0	
Dolphins	2	5:20	Wallace 10 yd. pass from Tannehill (Sturgis kick)				3-23, 1:33		14	0	
Bears	3	7:59	Forte 10 yd. pass from Cutler (Gould kick)				12-80, 7:01		14	7	
Dolphins	3	0:31	Miller 2 yd. run (Sturgis kick)				13-83, 7:28		21	7	
Dolphins	4	13:32	Sturgis 33 yd. Field Goal				4-2, 0:52		24	7	
Bears	4	7:38	Forte 1 yd. run (Gould kick)				6-73, 2:05		24	14	
Dolphins	4	2:13	Sturgis 19 yd. Field Goal				12-65, 5:25		27	14	

ATT. - 62,413

		DOLPHINS	BEARS
TOTAL FIRST DOWNS		24	14
THIRD DOWN EFFICIENCY		4-11-36%	5-12-42%
FOURTH DOWN EFFICIENCY		1-1-100%	2-3-67%
TOTAL NET YARDS		393	224
NET YARDS RUSHING		137	52
NET YARDS PASSING		256	172
PASS ATTEMPTS-COMPLETIONS-HAD INTERCEPTED		32-25-0	34-21-1
KICKOFFS Number-In End Zone-Touchbacks		6-6-4	3-2-1
PUNTS Number and Average		2-37.5	3-53.0
FGs - PATs Had Blocked		0-0	0-0

TOTAL RETURN YARDAGE (Not Including Kickoffs)	72	0
PENALTIES Number and Yards	7-84	2-15
FUMBLES Number and Lost	1-0	4-2
TOUCHDOWNS	3	2
EXTRA POINTS Made-Attempts	3-3	2-2
FIELD GOALS Made-Attempts	2-4	0-0
RED ZONE EFFICIENCY	3-6-50%	2-3-67%
GOAL TO GO EFFICIENCY	2-3-67%	1-1-100%
SAFETIES	0	0
TIME OF POSSESSION	37:22	22:38

INDIVIDUAL STATISTICS

RUSHING: Miami: Miller 18-61, Tannehill 6-48, Dn. Thomas 7-25, Wallace 1-4, Williams 1-(-1).
Chicago: Forte 12-49, Cutler 2-3.

PASSING: Miami: Tannehill 25-32-277-2-0.
Chicago: Cutler 21-34-190-1-1.

RECEIVING: Miami: Wallace 5-46, Clay 4-58, Landry 4-46, Hartline 3-35, Dn. Thomas 3-25, Sims 2-33, Miller 2-22, Williams 2-12.
Chicago: Forte 6-60, Marshall 6-48, Bennett 5-58, Rosario 2-15, Jeffery 2-9.

SACKS: Miami: Delmas 1-4, Shelby 1-6, Wake 1-8.
Chicago: Ratliff 3.5-17, Allen 0.5-4.

INTERCEPTIONS: Miami: R. Jones 1-50.
Chicago: None.

GAME 7

DOLPHINS 27, JAGUARS 13

October 26, 2014

EverBank Field

Jacksonville, FL

The new-look Dolphins offense received a lot of attention for most of the season, but it was the defense that stole the show on this day at Jacksonville. Thanks to touchdowns by Louis Delmas and Brent Grimes on interception returns, the Dolphins left EverBank Field with a 27-13 victory. This marked the fifth time in franchise history the Dolphins had two interception returns for touchdowns in the same game, and the first time since 1998 when they did it against the Oakland Raiders. It also happened in 1983 against the New York Jets, in 1982 also against the Jets, and in 1973 against the Pittsburgh Steelers. In addition to the two scores, the defense also came up with a fumble recovery to stop a Jacksonville scoring threat. Linebacker Jelani Jenkins forced the fumble by rookie quarterback Blake Bortles and it was recovered by Delmas, who became the first Dolphins player since safety Reshad Jones in 2012 to have both a fumble recovery and an interception in the same game. The Dolphins' one offensive touchdown came on a 3-yard pass from Ryan Tannehill to Rishard Matthews to cap a 95-yard third-quarter drive that all but sealed the outcome. The drive featured a 50-yard completion from Tannehill to Mike Wallace on third-and-7 from the Dolphins 8-yard line. It was the longest offensive play of the season for the Dolphins at the time. Three plays later, on third-and-1 from the Jacksonville 33-yard line, Lamar Miller burst through a hole in the middle of the offensive line and sprinted 30 yards to set up the Matthews touchdown. Jacksonville's only touchdown, a 48-yard pass from Bortles to fellow rookie Allen Robinson, came with 2:19 left in the fourth quarter when the Dolphins were leading 27-6. The Dolphins' only offensive points of the first half came on a 43-yard field goal by Caleb Sturgis late in the second quarter that increased their lead to 10-3 heading into halftime. It was not, however, a memorable first half for the offense, which went three-and-out on each of their first three possessions. Jacksonville had success moving the ball in the first half, but was held to only three points because of its own mistakes or big plays by the Dolphins. As a result, the Dolphins led 10-3 at halftime despite Jacksonville having an advantage of 219-56 in total yards. After a 41-yard run by Denard Robinson on the second play of the game put Jacksonville in Miami territory, the drive stalled and Olivier Vernon then blocked a 48-yard field goal attempt by Josh Scobee to keep the game scoreless. Jacksonville appeared to have taken the lead with a 46-yard field goal on its second drive, but a holding penalty negated the play and the Jaguars elected to punt from the Miami 38-yard line. Delmas opened the scoring on the first play of the second quarter when Bortles, rolling to his left, threw the ball right to him. Delmas had an easy path to the end zone for the eighth-longest interception return in Dolphins history. Grimes' touchdown came on the Jaguars' first offensive snap of the second half on a first-and-10 from the Jacksonville 7-yard line. Grimes kept his eyes on Bortles while staying step for step with Cecil Shorts and simply stepped in front of the wide receiver for the easy interception. It was the second touchdown in two seasons with Miami for Grimes, who also had a 93-yard score in the Halloween night game against the Cincinnati Bengals in 2013. The Dolphins offense was much more productive in the second half, adding a 68-yard field goal drive in the fourth quarter. Tannehill then closed out the game with a 30-yard run on the first play after the two-minute warning, his third consecutive game with a run of 30 yards or more. The story on this day, though, was the Dolphins defense and its big plays.

DOLPHINS		0	10	14	3	-	27
JAGUARS		0	3	3	7	-	13

TEAM	QTR	TIME	PLAY DESCRIPTION	DRIVE INFO	MIA	JACK
Dolphins	2	14:46	Delmas 81 yd. interception return (Sturgis kick)		7	0
Jaguars	2	6:28	Scobee 30 yd. Field Goal	14-66, 8:18	7	3
Dolphins	2	0:58	Sturgis 43 yd. Field Goal	11-52, 3:23	10	3

Dolphins	3	12:16	Grimes 22 yd. interception return (Sturgis kick)	17	3	
Jaguars	3	7:55	Scobee 40 yd. Field Goal	10-58, 4:21	17	6
Dolphins	3	2:18	Matthews 3 yd. pass from Tannehill (Sturgis kick)	7-95, 3:32	24	6
Dolphins	4	3:54	Sturgis 29 yd. Field Goal	9-68, 4:27	27	6
Jaguars	4	2:19	Robinson 48 yd. pass from Bortles (Scobee kick)	5-80, 1:35	27	13

ATT. – 65,633

	DOLPHINS	JAGUARS
TOTAL FIRST DOWNS	17	19
THIRD DOWN EFFICIENCY	5-12-42%	6-15-40%
FOURTH DOWN EFFICIENCY	0-0-0%	2-2-100%
TOTAL NET YARDS	326	377
NET YARDS RUSHING	148	176
NET YARDS PASSING	178	201
PASS ATTEMPTS-COMPLETIONS-HAD INTERCEPTED	29-16-1	34-18-2
KICKOFFS Number-In End Zone-Touchbacks	6-6-4	4-3-2
PUNTS Number and Average	5-51.0	4-46.8
FGs - PATs Had Blocked	0-0	1-0
TOTAL RETURN YARDAGE (Not Including Kickoffs)	113	28
PENALTIES Number and Yards	7-52	6-37
FUMBLES Number and Lost	0-0	1-1
TOUCHDOWNS	3	1
EXTRA POINTS Made-Attempts	3-3	1-1
FIELD GOALS Made-Attempts	2-2	2-3
RED ZONE EFFICIENCY	1-4-25%	0-1-0%
GOAL TO GO EFFICIENCY	1-3-33%	0-0-0%
SAFETIES	0	0
TIME OF POSSESSION	27:37	32:23

INDIVIDUAL STATISTICS

RUSHING: Miami: Miller 14-78, Tannehill 5-48, Dn. Thomas 4-18, Landry 1-4.
 Jacksonville: Robinson 18-108, Bortles 6-48, Gerhart 4-10, Todman 2-10.

PASSING: Miami: Tannehill 216-29-196-1-1.
 Jacksonville: Bortles 18-34-221-1-2

RECEIVING: Miami: Landry 3-23, Miller 3-21, Wallace 2-59, Sims 2-51, Dn. Thomas 2-12, Hartline 1-19, Gibson 1-7, Matthews 1-3, Clay 1-1.
 Jacksonville: Robinson 5-82, Hurns 3-49, Shorts 3-41, Harbor 2-27, Todman 2-0, D. Robinson 1-10, Lee 1-9, Gerhart 1-3.

SACKS: Miami: Jones 1-8, Wake 1-3, Freeny 1-4, Fede 1-5.
 Jacksonville: Davis 2-11, Marks 1-7.

INTERCEPTIONS: Miami: Delmas 1-81, Grimes 1-22.
 Jacksonville: Thomas 1-0.

GAME 8

DOLPHINS 37, CHARGERS 0

November 2, 2014

Sun Life Stadium

Miami Gardens, FL

The Dolphins made it yet another painful trip to South Florida for the San Diego Chargers. With their most impressive performance of the first half of the 2014 season, the Dolphins made it eight in a row at home against the Chargers with a 37-0 victory at Sun Life Stadium. It was the Dolphins' first shutout victory since Dec. 10, 2006 when they beat the New England Patriots 21-0 in Miami. It also was the Dolphins' most lopsided shutout victory since 1987 when they beat the Kansas City Chiefs 42-0 in a strike replacement game. The Dolphins arrived at the halfway mark with a 5-3 record, the first time since 2003 they had a winning record after eight games. The Dolphins haven't lost at home against San Diego since Jan. 2, 1982 when they dropped a 41-38 overtime decision in one of the greatest playoff games in NFL history. The Dolphins have had some dominating performances against the Chargers during their streak, but few like the one they put together on this day. The offense moved the ball at will, compiling 282 yards in the first half and scoring on seven of Miami's first eight possessions — the only exception coming when Caleb Sturgis missed a 45-yard field goal attempt. Quarterback Ryan Tannehill was effective throwing the ball and running it. He threw three touchdown passes: to tight end Charles Clay in the first quarter, wide receiver Rishard Matthews in the second; and rookie wide receiver Jarvis Landry in the third after the Dolphins successfully challenged the on-field ruling that he had stepped out of bounds at the 1-yard line. Tannehill finished with a career-high 125.6 passer rating after completing 24 of 34 passes for 288 yards with the three touchdowns and no interceptions. Lamar Miller added a touchdown run in the second quarter. The defense harassed quarterback Philip Rivers all afternoon and came up with three interceptions, one by safety Reshad Jones and two by cornerback Brent Grimes. Grimes easily could have had a third interception on a badly overthrown pass, but Jones tipped the ball away when he reached back to try to get the pick himself. For good measure, the defense added a fumble recovery when Olivier Vernon sacked Rivers from behind and Jared Odrick recovered the loose ball at the San Diego 14-yard line to set up Landry's touchdown, which made the score 37-0. It would be the last play of the game for Rivers, who was pulled in favor of backup Kellen Clemens with two minutes left in the third quarter. After Clemens was sacked by

Cameron Wake on third down to end his first drive, Matt Moore came in at quarterback for the Dolphins and Tannehill got the rest of the game off after a job well done. The turning point, if there is such a thing in a blowout like this, came on the very first drive after the Chargers moved from their 20-yard line to the Dolphins 22. Instead of attempting a 40-yard field goal, the Chargers elected to go for the first down and Jones broke through the line to trip Oliver and help drop him for a 1-yard loss. The Dolphins never looked back. They marched 77 yards on their first drive as Tannehill completed all six of his pass attempts, the last a 6-yard touchdown to Clay. It was the second time in two years Clay scored against the Chargers — he had a spectacular 39-yard score in Miami's 20-16 victory the previous November. After forcing a three-and-out, the Dolphins went 61 yards for a second touchdown that made it 14-0. The big play on the drive was a 22-yard run by Tannehill off the read option. While the Chargers never took a snap beyond their 40-yard line the rest of the first half, the Dolphins added two field goals by Sturgis to take a 20-0 lead into halftime. The Dolphins made sure to squash any Chargers hopes of a comeback early in the second half, taking the opening kickoff and marching 72 yards for a touchdown, a 21-yard pass from Tannehill to Matthews. It was the second touchdown in two games for Matthews, who also scored in the 27-13 victory against the Jacksonville Jaguars. The Dolphins forced turnovers on San Diego's first three drives of the second half and tacked on 10 more points — on a third Sturgis field and Landry's touchdown — to make it 37-0.

		CHARGERS	0	0	0	0	-	0	
		DOLPHINS	7	13	17	0	-	37	
TEAM	QTR	TIME	PLAY DESCRIPTION			DRIVE INFO		SD	MIA
Dolphins	1	1:40	Clay 6 yd. pass from Tannehill (Sturgis kick)			10-77, 5:56		0	7
Dolphins	2	11:08	Miller 2 yd. run (Sturgis kick)			8-61, 3:42		0	14
Dolphins	2	8:53	Sturgis 26 yd. Field Goal			5-23, 1:58		0	17
Dolphins	2	1:52	Sturgis 25 yd. Field Goal			11-63, 5:31		0	20
Dolphins	3	11:02	Matthews 21 yd. pass from Tannehill (Sturgis kick)			8-72, 3:58		0	27
Dolphins	3	7:04	Sturgis 23 yd. Field Goal			6-14, 2:01		0	30
Dolphins	3	2:00	Landry 14 yd. pass from Tannehill (Sturgis kick)			1-14, 0:05		0	37

ATT. – 70,222

	CHARGERS	DOLPHINS
TOTAL FIRST DOWNS	10	28
THIRD DOWN EFFICIENCY	3-11-27%	8-14-57%
FOURTH DOWN EFFICIENCY	0-1-0%	0-1-0%
TOTAL NET YARDS	178	441
NET YARDS RUSHING	50	132
NET YARDS PASSING	128	309
PASS ATTEMPTS-COMPLETIONS-HAD INTERCEPTED	26-13-3	39-26-0
KICKOFFS Number-In End Zone-Touchbacks	1-1-0	8-8-4
PUNTS Number and Average	5-45.2	2-47.0
FGs - PATs Had Blocked	0-0	1-0
TOTAL RETURN YARDAGE (Not Including Kickoffs)	0	97
PENALTIES Number and Yards	7-57	3-25
FUMBLES Number and Lost	1-1	1-0
TOUCHDOWNS	0	4
EXTRA POINTS Made-Attempts	0-0	4-4
FIELD GOALS Made-Attempts	0-0	3-4
RED ZONE EFFICIENCY	0-0-0%	3-7-43%
GOAL TO GO EFFICIENCY	0-0-0%	1-4-25%
SAFETIES	0	0
TIME OF POSSESSION	23:53	36:07

INDIVIDUAL STATISTICS

RUSHING: San Diego: Brown 4-23, Oliver 13-19, Brown 1-5, Rivers 1-3.
Miami: Miller 11-49, Tannehill 4-47, Williams 11-28, Dn. Thomas 9-8

PASSING: San Diego: Rivers 12-23-138-0-3.
Miami: Tannehill 24-34-288-3-0, Moore 2-4-21-0-0, Wallace 0-1-0-0-0.

RECEIVING: San Diego: Floyd 4-60, Allen 4-47, Gates 3-28, Oliver 1-7, Brown 1-6.
Miami: Clay 5-65, Hartline 5-50, Landry 5-46, Wallace 3-50, Williams 2-23, Dn. Thomas 2-14, Matthews 1-21, Gibson 1-18, Hoskins 1-14, Miller 1-8.

SACKS: San Diego: None.
Miami: Mitchell 1-8, Wake 1-9, Starks 1-3, Vernon 1-0.

INTERCEPTIONS: San Diego: None.
Miami: Grimes 2-26, Jones 1-16.

GAME 9

LIONS 20, DOLPHINS 16
November 9, 2014

Ford Field
Detroit, MI

After overcoming a tough start and the loss of one of their top players, the Dolphins came within seconds of extending their winning streak to four games before suffering a second painful loss against an NFC North opponent. The Dolphins lost a 20-16 decision against the Detroit Lions at Ford Field after Theo

Riddick caught an 11-yard touchdown pass from Matthew Stafford with 29 seconds left in the fourth quarter. The touchdown came on a third-and-4 and capped a 74-yard drive that earlier featured a third-and-10 conversion in Miami territory. The loss left the Dolphins with a 5-4 record heading into their Thursday night game against the Buffalo Bills at Sun Life Stadium. The Dolphins came into the game after victories against the Chicago Bears, Jacksonville Jaguars and San Diego Chargers that followed a 27-24 loss against the Green Bay Packers. As was the case against Green Bay, the Dolphins missed a chance to clinch the game against Detroit on offense. After Caleb Sturgis' 20-yard field goal gave Miami a 16-13 lead with 4:19 left, the defense forced a three-and out and the Dolphins took over with 3:47 left. But the Dolphins were unable to get a first down and had to give Detroit the ball back. The loss overshadowed a gutsy performance by the defense, which had to face a Detroit team welcoming the return of star wide receiver Calvin Johnson. Cornerback Brent Grimes had the assignment of trying to contain Johnson and overall turned in a strong performance, the highlight being a spectacular interception in the second quarter. The Dolphins also put themselves in position to win the game with a huge play on special teams, as Earl Mitchell blocked a 42-yard field goal attempt and Dion Jordan ran 58 yards with the loose ball to give the Dolphins a first-and-goal at the 3-yard line. That set up Miami's only touchdown, a 3-yard pass from Ryan Tannehill to Mike Wallace. The touchdown gave the Dolphins a 13-10 lead. In a battle of two of the top defenses in the NFL, both teams showed how they achieved those rankings. In addition to the Grimes interception, the Dolphins recorded three sacks, two by Cameron Wake and one by Jelani Jenkins. The Dolphins trailed 10-3 at halftime, but could consider themselves fortunate their deficit wasn't bigger. And perhaps the biggest Tannehill play made all game came after he threw an interception in the second quarter. He hustled back on the return and prevented safety James Ihedigbo from taking it all the way back for a touchdown that would have given the Lions a 17-0 lead. On the very next play, Grimes made a spectacular interception when he got way off the ground and made a one-handed grab at the top of his jump. The Dolphins then put together a 14-yard play drive at the end of the first half and the Sturgis field goal cut their deficit to seven points. After taking the opening kickoff, Detroit took an early 3-0 lead after a 15-play drive that was kept alive by a pass from punter Sam Martin to fullback Jed Collins on fourth-and-6 from the Detroit 45-yard line. The Lions' second drive lasted one play, a 49-yard touchdown pass from Stafford to Johnson despite close coverage by Grimes. On the other side of the ball, the Dolphins had problems at the start of the game controlling the Lions defensive line and four of their first six offensive plays resulted in losses, two on running plays and two on sacks. Making the offense's job more difficult, tackle Branden Albert was carted off the field with an apparent leg injury on the play after Grimes' interception. The Dolphins juggled their offensive line in his absence, moving rookie Ja'Wuan James from right to left tackle, Dallas Thomas from left guard to right tackle, and inserting Shelley Smith into the lineup at left guard. The new-look offensive line did a good enough job against a very good Detroit pass rush that the Dolphins were in position to pull out their fourth consecutive road victory, but they just came up a play short in the end.

		DOLPHINS		0	3	10	3	–	16	
		LIONS		10	0	0	10	–	20	
TEAM	QTR	TIME	PLAY DESCRIPTION				DRIVE INFO		MIA	DET
Lions	1	6:19	Prater 26 yd. Field Goal				15-72, 8:41		0	3
Lions	1	3:58	Johnson 49 yd. pass from Stafford (Prater kick)				1-49, 0:08		0	10
Dolphins	2	0:13	Sturgis 23 yd. Field Goal				14-75, 5:09		3	10
Dolphins	3	8:24	Sturgis 50 yd. Field Goal				7-25, 2:52		6	10
Dolphins	3	1:17	Wallace 3 yd. pass from Tannehill (Sturgis kick)				1-3, 0:05		13	10
Lions	4	12:02	Prater 50 yd. Field Goal				8-50, 4:15		13	13
Dolphins	4	4:19	Sturgis 20 yd. Field Goal				13-70, 7:43		16	13
Lions	4	0:29	Riddick 11 yd. pass from Stafford (Prater kick)				11-74, 2:44		16	20

ATT. – 63,179

		DOLPHINS	LIONS
TOTAL FIRST DOWNS		20	19
THIRD DOWN EFFICIENCY		5-14-36%	3-12-25%
FOURTH DOWN EFFICIENCY		0-0-0%	2-3-67%
TOTAL NET YARDS		228	351
NET YARDS RUSHING		50	63
NET YARDS PASSING		178	288
PASS ATTEMPTS-COMPLETIONS-HAD INTERCEPTED		38-27-1	42-27-1
KICKOFFS Number-In End Zone-Touchbacks		5-5-1	5-5-3
PUNTS Number and Average		4-47.0	3-45.7
FGs - PATs Had Blocked		0-0	1-0
TOTAL RETURN YARDAGE (Not Including Kickoffs)		0	97
PENALTIES Number and Yards		5-44	10-98
FUMBLES Number and Lost		3-1	0-0
TOUCHDOWNS		1	2
EXTRA POINTS Made-Attempts		1-1	2-2
FIELD GOALS Made-Attempts		3-3	2-3
RED ZONE EFFICIENCY		1-4-25%	1-3-33%
GOAL TO GO EFFICIENCY		1-2-50%	0-0-0%
SAFETIES		0	0
TIME OF POSSESSION		28:26	31:34

INDIVIDUAL STATISTICS

RUSHING: Miami: Williams 7-34, Dn. Thomas 5-14, Miller 4-10, Tannehill 2-0, Landry 1-(-8).

Detroit: Bell 10-44, Bush 4-20, Riddick 3-0, Stafford 2-(-1).

PASSING: Miami: R. Tannehill 27-38-207-1-1.

Detroit: Stafford 25-40-280-2-1, Martin 2-2-27-0-0.

RECEIVING: Miami: Landry 7-53, Clay 7-45, Wallace 5-51, Williams 3-27, Gibson 2-20, Matthews 1-14, Hartline 1-1, Miller 1-(-4).

Detroit: Tate 11-109, Johnson 7-113, Bell 2-37, Collins 2-30, Riddick 2-5, Ross 1-5, Bush 1-5, Abdul-Quddus 1-3.

SACKS: Miami: Wake 2-9, Jenkins 1-10.

Detroit: Ansah 1-11, Suh 1-10, Tapp 0.5-4, Palmer 0.5-4.

INTERCEPTIONS: Miami: Grimes 1-0.

Detroit: Ihedigbo 1-70.

GAME 10

DOLPHINS 22, BILLS 9
November 13, 2014

Sun Life Stadium
Miami Gardens, FL

The Dolphins cashed in on their second-half scoring opportunities in a Thursday night game and in the process found a way to solve the Buffalo Bills. Ryan Tannehill threw a pair of touchdown passes in the second half as the Dolphins rallied from a 9-3 third-quarter deficit to beat the Bills 22-9 before a sellout crowd at Sun Life Stadium. The victory snapped a three-game losing streak against Buffalo. Tannehill connected on TD passes of 7 yards to Brandon Gibson in the third quarter and 8 yards to rookie Jarvis Landry early in the fourth. The Miami defense did some bending on the night, but kept the Bills out of the end zone with big plays at key times. The defense also set up Caleb Sturgis' late field goal after stopping Buffalo on downs. Cornerback Brent Grimes saw his streak of consecutive games with an interception end at three, but he played a big role nonetheless in the victory. Matched up against wide receiver Sammy Watkins for most of the game, Grimes helped make the standout rookie a non-factor. Second-year player Jamar Taylor made his first career start opposite Grimes with veteran Cortland Finnegan missing the game with an ankle injury and also turned in a strong performance, the highlight being a tackle for loss on a third-down running play. Trailing 9-3 in the third quarter, the Dolphins took the lead when Gibson's touchdown capped an 80-yard drive. Tannehill rolled to his right on a second-and-1 and eventually spotted Gibson wide open in the middle of the end zone. The Dolphins increased the lead to 12-9 with a safety on the ensuing possession. One play after Jared Odrick dropped running back Bryce Brown for a 4-yard loss on a screen pass, quarterback Kyle Orton was called for intentional grounding when he was pressured by Olivier Vernon. Landry fumbled on the return of the ensuing free kick and Buffalo recovered at the Dolphins 39-yard line. The Dolphins defense held and former Miami kicker Dan Carpenter, who earlier had kicked three field goals, missed wide left on a 47-yard attempt on the second play of the fourth quarter. The Dolphins then drove 63 yards for the touchdown that increased their lead to 19-9, the biggest play being a 24-yard pass-interference penalty on cornerback Stephon Gilmore against wide receiver Mike Wallace. The teams traded long drives throughout the first half, but managed to combine for only three field goals. The Dolphins began the game with a promising 14-play drive that consumed 8:20 of the first quarter and reached the Buffalo 9-yard line. But on second-and-4 guard Shelley Smith was flagged for holding and the drive stalled, bringing on Sturgis for a 38-yard field goal. The big play in the drive was a 32-yard completion to running back Damien Williams on third-and-24. The Dolphins' second possession was highlighted by a 34-yard run by Lamar Miller and reached the Buffalo 14-yard line. But on first down Tannehill was hit from behind after he scrambled out of the pocket and he fumbled, with safety Duke Williams recovering for Buffalo. Because of all the time-consuming drives, the Dolphins had only three possessions in the first half. The third one reached the Buffalo 41, but the Dolphins couldn't convert on third down and they punted on the next-to-last play before halftime. Like the Dolphins, Buffalo reached the red zone twice in the first half. The Bills were forced to settle for two field goals, even after having a first-and-goal from the 6-yard line. Buffalo increased its lead to 9-3 on its second drive of the second half, but the Dolphins took command of the game after that.

BILLS	3	3	3	0	-	9
DOLPHINS	3	0	9	10	-	22

TEAM	QTR	TIME	PLAY DESCRIPTION	DRIVE INFO	BUFF	MIA
Dolphins	1	6:40	Sturgis 38 yd. Field Goal	14-68, 8:20	0	3
Bills	1	0:13	Carpenter 33 yd. Field Goal	14-67, 6:27	3	3
Bills	2	3:26	Carpenter 21 yd. Field Goal	17-85, 9:24	6	3
Bills	3	6:26	Carpenter 46 yd. Field Goal	8-49, 3:27	9	3
Dolphins	3	2:18	Gibson 7 yd. pass from Tannehill (Sturgis kick)	9-80, 4:08	9	10
Dolphins	3	1:03	Penalty on K.Orton enforced in end zone for a Safety		9	12
Dolphins	4	11:35	Landry 8 yd. pass from Tannehill (Sturgis kick)	6-63, 3:18	9	19
Dolphins	4	3:01	Sturgis 32 yd. Field Goal	4-(-2), 0:18	9	22

ATT. – 71,573

	BILLS	DOLPHINS
TOTAL FIRST DOWNS	13	24
THIRD DOWN EFFICIENCY	6-15-40%	4-9-44%
FOURTH DOWN EFFICIENCY	0-2-0%	0-0-0%

TOTAL NET YARDS	237	330
NET YARDS RUSHING	54	125
NET YARDS PASSING	183	205
PASS ATTEMPTS-COMPLETIONS-HAD INTERCEPTED	39-22-0	34-26-0
KICKOFFS Number-In End Zone-Touchbacks	5-4-3	5-5-2
PUNTS Number and Average	2-37.0	3-41.0
FGs - PATs Had Blocked	0-0	0-0
TOTAL RETURN YARDAGE (Not Including Kickoffs)	11	0
PENALTIES Number and Yards	7-70	4-30
FUMBLES Number and Lost	0-0	2-2
TOUCHDOWNS	0	2
EXTRA POINTS Made-Attempts	0-0	2-2
FIELD GOALS Made-Attempts	3-4	2-2
RED ZONE EFFICIENCY	0-2-0%	2-6-33%
GOAL TO GO EFFICIENCY	0-1-0%	0-0-0%
SAFETIES	0	1
TIME OF POSSESSION	27:38	32:22

INDIVIDUAL STATISTICS

RUSHING: Buffalo: Dixon 10-35, Brown 6-14, Watkins 1-3, Orton 2-2.

Miami: Miller 15-86, Dn. Thomas 5-23, Tannehill 4-6.

PASSING: Buffalo: Orton 22-39-193-0-0.

Miami: Tannehill 26-34-240-2-0.

RECEIVING: Buffalo: Hogan 7-74, Brown 7-57, Watkins 3-32, Woods 2-15, Dixon 2-13, Gragg 1-2.

Miami: Landry 5-46, Clay 5-31, Wallace 4-38, B. Hartline 3-55, D. Williams 2-38, B. Gibson 2-13, Miller 2-12, Sims 2-11, Tannehill 1-(-4).

SACKS: Buffalo: Williams 3.5-21, Charles 1-12, Bryant 0.5-2.

Miami: Vernon 1-6, Mitchell 1-4.

INTERCEPTIONS: Buffalo: None.

Miami: None.

GAME 11

BRONCOS 39, DOLPHINS 36
November 23, 2014

Sports Authority Field At Mile High
Denver, CO

Despite having to deal with a couple of significant injuries, the Dolphins had the lead most of the game at Sports Authority Field at Mile High. Unfortunately, they couldn't close things out and as a result left Denver with a disappointing 39-36 loss. The Dolphins saw their record fall to 6-5 after squandering leads of 14-3, 21-10 and 28-17 against Peyton Manning and company. Denver took its first lead of the game with 5:05 left in the fourth quarter and extended its margin to 39-28 after an interception set up Manning's fourth touchdown pass of the game, a 2-yarder to former Dolphins wide receiver Wes Welker. The Dolphins refused to give up, though, and scored a late touchdown before Denver recovered an onside kick to all but clinch the victory. The Denver interception, which was returned 37 yards by safety T.J. Ward after bouncing off the left hand of Jarvis Landry, came on a day when quarterback Ryan Tannehill overall had a strong performance, tying his career high with three touchdown passes and adding a rushing touchdown. Landry caught two of Tannehill's TD passes, with the other going to Mike Wallace. Daniel Thomas scored the other Dolphins touchdown on a 3-yard run in the first quarter. The Dolphins played the entire second half without starting left tackle Ja'Wuan James, who sustained a stinger, and then also lost cornerback Jamar Taylor to a shoulder injury in the second half. Taylor was starting in the absence of veteran Cortland Finnegan, who missed his second consecutive game because of an ankle injury. Despite the setbacks, the Dolphins led 28-17 before being outscored 22-8 in the fourth quarter. One of the biggest plays of the game came when the Broncos went for the first down on fourth-and-2 from the Miami 41-yard line late in the third quarter and C.J. Anderson burst through a hole for a 20-yard gain. Anderson rushed for 167 yards and the fourth-quarter touchdown for Denver, and also recovered the late onside kick. On the third play of the fourth quarter, Manning connected with Demaryius Thomas for a 4-yard touchdown and then hit Emmanuel Sanders for a two-point conversion to make the score 28-25. The Dolphins snapped Thomas' streak of 100-yard receiving games at seven, one shy of the NFL record, but Thomas still was a major factor as he scored three touchdowns. The Dolphins took a 21-17 lead into halftime, but Denver had the momentum after Thomas scored his second touchdown with 12 seconds left to cap an 80-yard drive that took only 1:42. But the Dolphins regained control of the game after long-snapper John Denney recovered a fumble on a punt return, setting up Landry's first touchdown, which gave Miami a 28-17 lead. The Dolphins opened the game with a flawless drive, marching 80 yards on seven plays. With the exception of Thomas' touchdown run, all plays gained at least 5 yards. All but two of the plays on the opening drive were runs, including a 22-yard gain by Lamar Miller that took the ball to the Denver 37-yard line. After Denver kicked a field goal to make it 7-3, each team scored two touchdowns in the second quarter. Tannehill made it 14-3 on the fifth play of the second quarter with a 1-yard run, his first rushing touchdown of the season. Denver came back with a touchdown drive that included three third down conversions, including Manning's 5-yard touchdown pass to Thomas. The Dolphins made it 21-10 with an interesting drive that saw them survive three fumbles. Brandon Gibson fumbled out of bounds twice after catching passes from Tannehill, but that wasn't the most significant. After Tannehill made a terrific throw to Rishard Matthews with DeMarcus Ware bearing down on him, Matthews was stripped of the ball, but Miller hustled downfield to fall on the fumble at the Denver 10-yard line. On the very next play, Tannehill threw a perfect

pass low and outside for a 10-yard touchdown to Wallace. Denver would respond with touchdowns on four of its last five possessions, the only exception coming when Brandon McManus clanked a short field goal attempt off the right upright early in the third quarter. Other than that, the Dolphins defense had no answer for Manning and the Broncos.

		DOLPHINS		7	14	7	8	-	36		
		BRONCOS		3	14	0	22	-	39		
TEAM	QTR	TIME	PLAY DESCRIPTION				DRIVE INFO		MIA	DEN	
Dolphins	1	11:22	Dn.Thomas 3 yd. run (Sturgis kick)				7-80, 3:38		7	0	
Broncos	1	4:10	McManus 38 yd. Field Goal				12-53, 7:12		7	3	
Dolphins	2	12:53	Tannehill 1 yd. run (Sturgis kick)				8-47, 3:47		14	3	
Broncos	2	7:08	Thomas 5 yd. pass from Manning (McManus kick)				11-77, 5:45		14	10	
Dolphins	2	1:54	Wallace 10 yd. pass from Tannehill (Sturgis kick)				10-87, 5:14		21	10	
Broncos	2	0:12	Thomas 14 yd. pass from Manning (McManus kick)				8-80, 1:42		21	17	
Dolphins	3	2:11	Landry 5 yd. pass from Tannehill (Sturgis kick)				4-12, 1:09		28	17	
Broncos	4	14:09	Thomas 5 yd. pass from Manning (Manning-Sanders pass)				9-60, 3:02		28	25	
Broncos	4	5:01	Anderson 10 yd. run (McManus kick)				11-70, 6:16		28	32	
Broncos	4	3:13	Welker 2 yd. pass from Manning (McManus kick)				2-8, 0:17		28	39	
Dolphins	4	1:34	Landry 1 yd. pass from Tannehill (Miller run)				9-84, 1:39		36	39	

ATT. – 76,987

	DOLPHINS	BRONCOS
TOTAL FIRST DOWNS	25	29
THIRD DOWN EFFICIENCY	4-8-50%	9-13-69%
FOURTH DOWN EFFICIENCY	1-1-100%	1-1-100%
TOTAL NET YARDS	313	450
NET YARDS RUSHING	97	201
NET YARDS PASSING	216	249
PASS ATTEMPTS-COMPLETIONS-HAD INTERCEPTED	36-26-1	35-28-0
KICKOFFS Number-In End Zone-Touchbacks	6-5-2	7-7-5
PUNTS Number and Average	3-53.3	1-45.0
FGs - PATs Had Blocked	0-0	0-0
TOTAL RETURN YARDAGE (Not Including Kickoffs)	17	49
PENALTIES Number and Yards	6-50	9-98
FUMBLES Number and Lost	3-0	1-1
TOUCHDOWNS	5	5
EXTRA POINTS Made-Attempts	5-5	5-5
FIELD GOALS Made-Attempts	0-0	1-2
RED ZONE EFFICIENCY	5-5-100%	5-8-63%
GOAL TO GO EFFICIENCY	5-5-100%	3-3-100%
SAFETIES	0	0
TIME OF POSSESSION	25:43	34:17

INDIVIDUAL STATISTICS

RUSHING: Miami: Miller 12-59, Dn. Thomas 3-19, Tannehill 4-15, James 2-4.
Denver: Anderson 27-167, Thompson 5-33, Sanders 1-3, Manning 2-(-2).

PASSING: Miami: Tannehill 26-36-228-3-1.
Denver: Manning 28-35-257-4-0.

RECEIVING: Miami: Landry 7-50, Gibson 5-42, Wallace 4-35, Sims 4-31, Hartline 2-39, Matthews 2-24, Miller 1-8, Williams 1-(-1).
Denver: Thomas 10-87, Sanders 9-125, Anderson 4-28, Welker 4-18, Tamme 1-(-1).

SACKS: Miami: Jenkins 1-8.
Denver: Knighton 1-12.

INTERCEPTIONS: Miami: None.
Denver: Ward 1-45.

GAME 12

DOLPHINS 16, JETS 13
December 1, 2014

MetLife Stadium
East Rutherford, NJ

The Dolphins may not have scored many style points on a Monday night against the struggling New York Jets, but they accomplished the goal of leaving MetLife Stadium with an important victory. By beating the Jets, 16-13, on Caleb Sturgis' 26-yard field goal with 1:57 left, the Dolphins improved to 7-5 on the season. The game-winning score came at the end of a 57-yard drive that featured two big completions from quarterback Ryan Tannehill to tight end Dion Sims, starting his second consecutive game in place of injured starter Charles Clay. The Dolphins clinched the victory when safety Reshad Jones intercepted a Geno Smith pass intended for tight end Jeff Cumberland after it bounced off the back of linebacker Jelani Jenkins with 34 seconds left. According to ESPN, this marked the Dolphins' second victory on the road when trailing in the fourth quarter in the past 50 such occurrences. The other came in December of 2013 against the Pittsburgh Steelers. The Dolphins won despite being outgained 326-291 and allowing 277 rushing yards.

More importantly, they won a close game for the first time all season after suffering close losses against Green Bay, Detroit and Denver. Against a Jets team that came in with a 2-9 record and switched back to Smith at quarterback, the Dolphins trailed most of the game before tying the score at 13-13 when Lamar Miller scored on a 4-yard run early in the fourth quarter. The Dolphins took advantage of a short field after a punt and a Jets penalty gave them a first down at the New York 39-yard line. The score came five plays after Tannehill hit Jarvis Landry for a 25-yard completion. The defense came up with some big plays in the second half, the biggest a Cameron Wake sack that knocked the Jets out of field goal range. The sack kept the Jets from getting any points after Darrin Walls picked off a Tannehill pass that bounced up after Lamar Miller tried to make a low catch. Walls returned the interception to the Dolphins 30-yard line. The Dolphins could have had another huge play after a botched handoff between Smith and Chris Ivory, but Ivory was able to recover the fumble at the Jets 5-yard line. The game-winning drive came after Jets kicker Nick Folk missed a 45-yard field goal attempt, his second miss on the night. The Dolphins trailed 10-3 at halftime, but the truth is they were fortunate that the margin wasn't larger. While each team missed a field goal attempt, the Jets also dropped two potential interceptions that hit defenders right in the hands and Smith also overthrew Percy Harvin after he got open behind the Dolphins secondary. As it was, the Dolphins allowed more than 200 yards rushing in the first half, including a 47-yard gain by Chris Johnson and a 20-yard touchdown by wide receiver Greg Salas on an end-around. The 47-yard run tied for longest against the Dolphins in 2014, matching the run by Buffalo's C.J. Spiller in Week 2. Johnson's long run was the key play in an 85-yard touchdown drive and was followed immediately by the touchdown run by Salas, who suffered a hamstring injury on the play. The Dolphins missed a chance to cut into the Jets' lead on their next possession when Sturgis was wide left on a 43-yard field goal attempt. The Jets increased the lead to 10-0 after a 10-play drive that featured nothing but running plays and ended with Folk's 40-yard field goal. Folk later missed a 48-yard attempt on the play after Smith missed Harvin, and the Dolphins took advantage by driving into position for a 43-yard field goal by Sturgis on the last play of the half. The big play on the 38-yard drive was a 21-yard completion from Tannehill to Sims. In addition to being without Clay, the offense also had to do without wide receiver Brian Hartline after he sustained a knee injury in the first half.

		DOLPHINS	0	3	3	10	-	16		
		JETS	7	3	3	0	-	13		
TEAM	QTR	TIME	PLAY DESCRIPTION				DRIVE INFO		MIA	NYJ
Jets	1	7:45	Salas 20 yd. run (Folk kick)				6-85, 2:58		0	7
Jets	2	12:01	Folk 40 yd. Field Goal				10-44, 4:46		0	10
Dolphins	2	0:00	Sturgis 43 yd. Field Goal				10-37, 3:23		3	10
Dolphins	3	10:56	Sturgis 44 yd. Field Goal				8-49, 4:04		6	10
Jets	3	7:17	Folk 45 yd. Field Goal				7-33, 3:39		6	13
Dolphins	4	10:24	Miller 4 yd. run (Sturgis kick)				6-39, 2:29		13	13
Dolphins	4	1:57	Sturgis 26 yd. Field Goal				9-57, 3:45		16	13

ATT. – 78,160

	DOLPHINS	JETS
TOTAL FIRST DOWNS	16	18
THIRD DOWN EFFICIENCY	5-13-38%	7-15-47%
FOURTH DOWN EFFICIENCY	0-0-0%	0-0-0%
TOTAL NET YARDS	291	326
NET YARDS RUSHING	74	277
NET YARDS PASSING	217	49
PASS ATTEMPTS-COMPLETIONS-HAD INTERCEPTED	35-25-1	13-7-1
KICKOFFS Number-In End Zone-Touchbacks	4-1-1	4-0-0
PUNTS Number and Average	4-54.0	4-27.3
FGs - PATs Had Blocked	0-0	0-0
TOTAL RETURN YARDAGE (Not Including Kickoffs)	-4	39
PENALTIES Number and Yards	3-20	7-57
FUMBLES Number and Lost	0-0	1-0
TOUCHDOWNS	1	1
EXTRA POINTS Made-Attempts	5-5	5-5
FIELD GOALS Made-Attempts	1-1	1-1
RED ZONE EFFICIENCY	1-2-50%	0-1-0%
GOAL TO GO EFFICIENCY	1-1-100%	0-0-0%
SAFETIES	0	0
TIME OF POSSESSION	27:25	32:35

INDIVIDUAL STATISTICS

RUSHING: Miami: Miller 13-56, Tannehill 4-13, Dn. Thomas 1-5.
N.Y. Jets: Johnson 17-105, Ivory 16-62, Kerley 2-38, Harvin 6-27, Salas 1-20, Smith 4-19, Powell 2-4, Conner 1-2.

PASSING: Miami: Tannehill 25-35-235-0-1.
N.Y. Jets: Smith 7-13-65-0-1.

RECEIVING: Miami: Landry 8-68, Wallace 6-69, Sims 4-58, Gibson 2-17, Miller 2-11, Hartline 1-9, Dn. Thomas 1-3, Hoskins 1-0.
N.Y. Jets: Powell 2-19, Decker 2-18, Sudfeld 1-20, Harvin 1-6, Kerley 1-2.

SACKS: Miami: Moa 1-8, Wake 1-8.
N.Y. Jets: Harris 1-10, Ellis 1-8.
INTERCEPTIONS: Miami: Jones 1-(-4).
N.Y. Jets: Walls 1-25.

GAME 13

RAVENS 28, DOLPHINS 13
December 7, 2014
Sun Life Stadium
Miami Gardens, FL

The Dolphins got the start they wanted, but it pretty much was all downhill from there against the Baltimore Ravens. After jumping out to a 10-0 lead in the first quarter, the Dolphins were outscored 28-3 the rest of the way and dropped a 28-13 decision in a key AFC matchup at Sun Life Stadium. Ryan Tannehill hit Brian Hartline with a 4-yard touchdown with 1:41 left in the first quarter to give the Dolphins their 10-0 point lead, but they could manage only a Caleb Sturgis field goal the rest of the game. Tannehill again completed a high percentage of his passes (69.7), but he also was sacked six times. Baltimore quarterback Joe Flacco, meanwhile, threw for two touchdowns and ran for another. The Ravens took the lead for good in the third quarter when Flacco delivered a 13-yard touchdown pass to wide receiver Kamar Aiken. The Ravens extended their lead to 21-13 midway through the fourth quarter after a Flacco fumble caused by Cameron Wake and recovered by Earl Mitchell was reversed after it was reviewed. Trailing by eight, the Dolphins offense went three-and-out and Baltimore put the game away with an 81-yard drive that featured runs of 44 yards by Justin Forsett and 23 yards by Bernard Pierce. Before the Ravens pulled away, the Dolphins had opportunities in the second half, but they failed to take full advantage because of untimely mistakes and some damaging sacks. A drive late in the third quarter that reached Baltimore territory ended when Tannehill was sacked on third down. The Dolphins then had to settle for a field goal after getting a first-and-goal from the 4-yard line early in the fourth quarter after guard Shelley Smith was penalized for a false start on second down and Tannehill was sacked again on third down. The Dolphins defense opened the game by forcing a three-and-out by stuffing Lorenzo Taliaferro for no gain on third-and-1 and then put together a 36-yard drive that netted a 46-yard field goal by Sturgis. The end of the drive was disappointing, though, because the Dolphins were stopped for no gain on second-and-1 and third-and-1 from the Baltimore 28-yard line. After the defense forced another three-and-out, the Dolphins marched 66 yards for a touchdown that gave them a 10-0 lead. The score came when Tannehill fired a bullet to Hartline through a couple of Ravens defenders on third-and-goal. The defense stopped Baltimore's first scoring threat in the second quarter when cornerback R.J. Stanford, starting because of the injuries to Cortland Finnegan and Jamar Taylor, intercepted Flacco in the end zone when pressure from Reshad Jones on a blitz hurried the throw. What overall was a good first half ended on a bad note when Baltimore drove 97 yards in the final 3:08 to cut the Dolphins lead to 10-7. The drive, which featured five plays of 10 or longer, ended when Flacco hit Steve Smith with a 1-yard touchdown pass in the corner of the end zone with two seconds left in the half.

RAVENS	0	7	7	14	-	28
DOLPHINS	10	0	0	3	-	13

TEAM	QTR	TIME	PLAY DESCRIPTION	DRIVE INFO	BAL	MIA
Dolphins	1	9:28	Sturgis 46 yd. Field Goal	7-36, 4:02	0	3
Dolphins	1	1:41	Hartline 3 yd. pass from Tannehill (Sturgis kick)	11-66, 5:27	0	10
Ravens	2	0:02	Smith 1 yd. pass from Flacco (Tucker kick)	12-97, 3:06	7	10
Ravens	3	6:14	Aiken 13 yd. pass from Flacco (Tucker kick)	11-75, 5:18	14	10
Dolphins	4	12:41	Sturgis 34 yd. Field Goal	8-27, 3:43	14	13
Ravens	4	8:09	Forsett 2 yd. run (Tucker kick)	9-80, 4:32	21	13
Ravens	4	3:34	Flacco 1 yd. run (Tucker kick)	7-81, 2:54	28	13

ATT. - 70,244

	RAVENS	DOLPHINS
TOTAL FIRST DOWNS	26	16
THIRD DOWN EFFICIENCY	5-12-42%	4-12-33%
FOURTH DOWN EFFICIENCY	1-1-100%	0-1-0%
TOTAL NET YARDS	447	249
NET YARDS RUSHING	183	63
NET YARDS PASSING	264	186
PASS ATTEMPTS-COMPLETIONS-HAD INTERCEPTED	33-25-1	33-23-0
KICKOFFS Number-In End Zone-Touchbacks	5-5-3	4-4-4
PUNTS Number and Average	4-45.3	5-51.4
FGs - PATs Had Blocked	0-0	0-0
TOTAL RETURN YARDAGE (Not Including Kickoffs)	-4	39
PENALTIES Number and Yards	3-20	7-57
FUMBLES Number and Lost	0-0	0-0
TOUCHDOWNS	4	1
EXTRA POINTS Made-Attempts	4-4	1-1
FIELD GOALS Made-Attempts	0-0	2-2
RED ZONE EFFICIENCY	4-5-80%	1-2-50%
GOAL TO GO EFFICIENCY	3-3-100%	1-2-50%
SAFETIES	0	0
TIME OF POSSESSION	30:18	29:42

INDIVIDUAL STATISTICS

RUSHING: Baltimore: Forsett 13-71, Pierce 3-50, Taliaferro 7-35, Flacco 7-16, Jones 1-11.

Miami: Miller 12-53, Tannehill 2-6, Williams 2-4.

PASSING: Baltimore: Flacco 25-33-269-2-1.

Miami: Tannehill 23-33-227-1-0.

RECEIVING: Baltimore: Smith 7-70, Aiken 6-65, Brown 3-30, Daniels 2-27, Forsett 2-7, Juszczak 2-3, Supernaw 1-29, Taliaferro 1-20, Jones 1-18.

Miami: Landry 6-55, Miller 5-36, Wallace 3-39, Clay 2-41, Sims 2-18, Hartline 2-11, Matthews 1-13, Williams 1-7, Gibson 1-7.

SACKS: Baltimore: Dumervil 3.5-25, Suggs 1.5-11, Mosley 1-5.

Miami: Vernon 1-5.

INTERCEPTIONS: Baltimore: None.

Miami: Stanford 1-0.

GAME 14

PATRIOTS 41, DOLPHINS 13
December 14, 2014

Gillette Stadium
Foxborough, MA

The Dolphins had tremendous success in the third quarter in their first 13 games, but after trailing 14-13 at halftime, the Dolphins were outscored 24-0 in the third quarter in what became a 41-13 loss against the New England Patriots. While New England clinched another AFC East title with the victory, the Dolphins saw their record drop to 7-7. The Dolphins had the momentum going into halftime after scoring 10 points in the last 4:26 of the second quarter, including a 32-yard touchdown pass from Ryan Tannehill to Mike Wallace, to cut into their 14-3 deficit. But the second half was a reversal of the season opener at Sun Life Stadium when the Dolphins outscored New England 23-0 on their way to a 33-20 victory. The Dolphins were shut out in the second half for the first time all season, and the 24 points allowed in the third quarter represented their worst defensive scoring quarter since the 2012 opener against the Houston Texans. The Dolphins shut out Pro Bowl tight end Rob Gronkowski in the first half, but had no answers for him in the third quarter. Gronkowski caught a 34-yard pass on the first snap of the quarter on a drive that ended with a touchdown; he caught a 27-yard touchdown on the first play after safety Patrick Chung intercepted a deflected pass; and he had a 35-yard reception on New England's third touchdown drive of the third quarter. The Dolphins offense, meanwhile, couldn't put any points on the board in the second half. Miami did reach New England territory twice in the fourth quarter, including getting a first-and-goal, but turned the ball over on downs both times. Even with the late 10-point burst in the second quarter, the halftime score was disappointing because of the way the Dolphins outplayed New England in the first two quarters. The evidence comes in the Dolphins' big edge in total yards, 271-102. But all it took was two plays to make the difference. The first came at the end of the Dolphins' opening drive when Jamie Collins blocked a 41-yard field goal attempt by Caleb Sturgis and Kyle Arrington returned the block 62 yards for a touchdown and an early 7-0 New England lead. The second big play came on the Dolphins' first drive of the second quarter when safety Duron Harmon picked off a Tannehill pass and returned it 60 yards to the Dolphins 8-yard line, setting up Shane Vereen's 3-yard touchdown run to make it 14-3. The Dolphins opened the game by going for — and connecting on — a deep ball, with Tannehill hitting Wallace for 50 yards to the New England 30-yard line. But the drive stalled, leading to the blocked field goal attempt. The Dolphins had another scoring threat in the first quarter, but had to settle for Sturgis' 24-yard field goal after having a first-and-goal at the 10-yard line. Sturgis added a 53-yard field goal in the second quarter on a drive where the biggest play was a 25-yard pass interference penalty against cornerback Brandon Browner on a pass intended for Jarvis Landry. Landry ended up with 99 receiving yards on the day, while Wallace finished with 104 for the first 100-yard receiving game for a Dolphins player this season. Wallace's touchdown with five seconds left in the second quarter came after the initial ruling of an incomplete pass was overturned after being reviewed. The replay showed Wallace coming down in bounds in the end zone after he cradled the ball in with only his left hand. Unfortunately for the Dolphins, that would be their last highlight of the day.

DOLPHINS	3	10	0	0	-	28
PATRIOTS	7	7	24	3	-	13

TEAM	QTR	TIME	PLAY DESCRIPTION	DRIVE INFO	MIA	NE
Patriots	1	12:36	Arrington 62 yd. return of blocked FG (Gostkowski kick)		0	7
Dolphins	1	0:59	Sturgis 24 yd. Field Goal	9-60, 4:47	3	7
Patriots	2	7:59	Vereen 3 yd. run (Gostkowski kick)	3-8, 0:42	3	14
Dolphins	2	4:26	Sturgis 53 yd. Field Goal	7-38, 3:33	6	14
Dolphins	2	0:05	Wallace 32 yd. pass from Tannehill (Sturgis kick)	1-32, 0:06	13	14
Patriots	3	11:04	Blount 3 yd. run (Gostkowski kick)	8-79, 3:56	13	21
Patriots	3	4:43	Gostkowski 35 yd. Field Goal	10-47, 4:03	13	24
Patriots	3	4:30	Gronkowski 27 yd. pass from Brady (Gostkowski kick)	1-27, 0:05	13	31
Patriots	3	1:29	Edelman 6 yd. pass from Brady (Gostkowski kick)	3-47, 1:19	13	38
Patriots	4	6:20	Gostkowski 36 yd. Field Goal	11-67, 4:26	13	41

ATT. - 68,756

	DOLPHINS	PATRIOTS
TOTAL FIRST DOWNS	23	23
THIRD DOWN EFFICIENCY	3-16-19%	8-13-62%

FOURTH DOWN EFFICIENCY	3-5-60%	0-0-0%
TOTAL NET YARDS	384	395
NET YARDS RUSHING	76	108
NET YARDS PASSING	308	287
PASS ATTEMPTS-COMPLETIONS-HAD INTERCEPTED	47-29-2	35-21-1
KICKOFFS Number-In End Zone-Touchbacks	4-2-1	8-6-6
PUNTS Number and Average	4-39.8	3-48.0
FGs - PATs Had Blocked	1-0	0-0
TOTAL RETURN YARDAGE (Not Including Kickoffs)	34	100
PENALTIES Number and Yards	5-35	5-51
FUMBLES Number and Lost	3-0	1-0
TOUCHDOWNS	1	5
EXTRA POINTS Made-Attempts	1-1	5-5
FIELD GOALS Made-Attempts	2-3	2-2
RED ZONE EFFICIENCY	0-3-0%	3-5-60%
GOAL TO GO EFFICIENCY	0-2-0%	3-3-100%
SAFETIES	0	0
TIME OF POSSESSION	33:46	26:14

INDIVIDUAL STATISTICS

RUSHING: Miami: Miller 16-47, Tannehill 3-21, Dn. Thomas 2-5, Matthews 1-3, Wallace 1-0.
 New England: Gray 11-62, Brady 3-18, Blount 8-17, Edelman 1-6, Vereen 6-5.

PASSING: Miami: Tannehill 29-47-346-1-2.
 New England: Brady 21-35-287-2-1.

RECEIVING: Miami: Landry 8-99, Clay 6-59, Wallace 5-104, Gibson 3-29, Dn. Thomas 2-20, Matthews 2-16, Williams 2-9, Miller 1-10.
 New England: Edelman 7-88, LaFell 6-66, Gronkowski 3-96, Blount 2-7, Vereen 1-12, Amendola 1-11, J. Gray 1-7.

SAFES: Miami: None.
 New England: Cha. Jones 1.5-21.5, Siliga 1-2, Ninkovich 1-9, Hightower 0.5-5.5.

INTERCEPTIONS: Miami: Trusnik 1-0.
 New England: Harmon 1-60, Chung 1-10.

GAME 15

DOLPHINS 37, VIKINGS 35

December 21, 2014

Sun Life Stadium

Miami Gardens, FL

The Dolphins refused to give up and in the end were rewarded in one of the wildest games at Sun Life Stadium in a long time. Terrence Fede blocked a punt through the end zone for a safety with 41 seconds left to give the Dolphins a 37-35 victory in a game that had a little bit of everything. The safety, coming on the Dolphins' team-record third blocked punt of the season, came shortly after Ryan Tannehill threw a 3-yard touchdown pass to Damien Williams to tie the score 35-35. It was Tannehill's fourth touchdown pass of the game, the most by a Dolphins quarterback since Dan Marino did it in 1998. Williams' score came after Minnesota had scored two touchdowns in six seconds to turn a 28-20 Dolphins lead into a 35-28 deficit. The game featured several outstanding individual offensive performances for the Dolphins, including Tannehill passing for 396 yards. In addition, Mike Wallace had two touchdown passes to give him 10 on the season; Charles Clay had six catches for a career-high 114 yards; and Jarvis Landry had six catches to set a Dolphins rookie record for receptions in a season with his eight catches. Landry finished the contest with 79 receptions on the season, surpassing the mark of 75 set by running back Terry Kirby in 1993. The game-winning safety followed a three-and-out series by Minnesota that featured Cameron Wake getting a sack, his second of the game, on third down. Matt Asiata gave Minnesota the 35-28 lead one play after Minnesota recovered a Jarvis Landry fumble on the kickoff that followed another touchdown and two-point conversion that had tied the game 28-28. On the two-point conversion, Dolphins defensive end Olivier Vernon was flagged for roughing to put the ensuing kickoff at midfield. Landry fielded the kick at the goal line but lost it when he lost his balance and stumbled. The Dolphins took the lead for the first time at 21-17 on the first play of the fourth quarter when Miller went in practically untouched on a 1-yard run on third-and-goal. It started a crazy fourth quarter where the Dolphins outscored Minnesota 23-18. The Dolphins (8-7) began their second-half comeback after holding Minnesota to a three-and-out. The offense then drove 80 yards on six plays, the big one a 41-yard completion from Tannehill to Clay. On second-and-goal from the 16, Wallace added another spectacular touchdown to his collection this season when he caught a deflected pass near the sideline at the 2, then spun around and dove into the end zone while reaching out with the ball in his right hand. The touchdown was upheld after review and made the score 17-14. Wallace's second touchdown came on a 7-yard pass on third-and-goal and gave the Dolphins a 28-20 lead after Blair Walsh had cut into their 21-17 lead with a 33-yard field goal. The first half overall was pretty forgettable for the Dolphins, although it did feature an impressive 92-yard drive capped by a 14-yard touchdown pass from Tannehill to tight end Dion Sims. The big play of the drive was a 33-yard completion to Clay from the Dolphins 22 to the Vikings 45. The Dolphins moved into Minnesota territory on their first two offensive possessions, but mistakes at key times kept them from putting any points on the board. The second drive ended at the Minnesota 44-yard line when Tannehill's third-down pass fell incomplete after there seemed to be some confusion on the route. On third-and-4 from the Minnesota 32 on the first drive of the game, there seemed to be some confusion after Tannehill took a shotgun snap and the result was a sack that left the Dolphins to try to a 56-yard field goal attempt, which fell short. Starting at its own 46 following the missed field goal, Minnesota scored after

a 54-yard drive that ended with five consecutive runs by Asiata, including a 1-yard touchdown on third-and-goal. Minnesota increased its lead to 14-0 early in the second quarter, three plays after safety Harrison Smith intercepted Tannehill after smothering a screen pass attempt while coming on a blitz. The touchdown came on a 21-yard pass from Bridgewater to veteran wide receiver Greg Jennings. The 17-7 halftime deficit actually could have been bigger had the Dolphins not stopped two Minnesota plays from the 1-yard line in the final seconds of the first half, forcing Minnesota to settle for a short field goal. That set the stage for what would become a wild second half.

VIKINGS		7	10	0	18	-	35
DOLPHINS		0	7	7	23	-	37
TEAM	QTR	TIME	PLAY DESCRIPTION		DRIVE INFO	MIN	MIA
Vikings	1	4:23	Asiata 1 yd. run (Walsh kick)		10-54, 5:36	7	0
Vikings	2	11:34	Jennings 21 yd. pass from Bridgewater (Walsh kick)		3-23, 0:49	14	0
Dolphins	2	4:53	Sims 14 yd. pass from Tannehill (Sturgis kick)		12-92, 6:41	14	7
Vikings	2	0:02	Walsh 18 yd. Field Goal		10-86, 1:04	17	7
Dolphins	3	8:29	Wallace 16 yd. pass from Tannehill (Sturgis kick)		6-80, 4:03	17	14
Dolphins	4	14:57	Miller 1 yd. run (Sturgis kick)		9-64, 3:39	17	21
Vikings	4	9:52	Walsh 33 yd. Field Goal		9-64, 5:05	20	21
Dolphins	4	6:39	Wallace 7 yd. pass from Tannehill (Sturgis kick)		8-80, 3:13	20	28
Vikings	4	4:46	Wright 8 yd. pass from Bridgewater (Asiata run)		5-60, 1:53	28	28
Vikings	4	4:35	Asiata 5 yd. run (Walsh kick)		1-5, 0:05	35	28
Dolphins	4	1:11	Williams 3 yd. pass from Tannehill (Sturgis kick)		11-80, 3:24	35	35
Dolphins	4	0:41	Punt blocked by Fede out of bounds in end zone for a Safety			35	37

ATT. – 66,203

	VIKINGS	DOLPHINS
TOTAL FIRST DOWNS	20	36
THIRD DOWN EFFICIENCY	7-12-58%	9-13-69%
FOURTH DOWN EFFICIENCY	0-0-0%	0-0-0%
TOTAL NET YARDS	357	493
NET YARDS RUSHING	119	116
NET YARDS PASSING	238	377
PASS ATTEMPTS-COMPLETIONS-HAD INTERCEPTED	26-19-1	47-35-1
KICKOFFS Number-In End Zone-Touchbacks	8-6-4	6-4-2
PUNTS Number and Average	4-37.8	2-38.5
FGs - PATs Had Blocked	0-0	0-0
TOTAL RETURN YARDAGE (Not Including Kickoffs)	11	2
PENALTIES Number and Yards	8-74	7-54
FUMBLES Number and Lost	0-0	2-1
TOUCHDOWNS	4	5
EXTRA POINTS Made-Attempts	4-4	5-5
FIELD GOALS Made-Attempts	2-2	0-1
RED ZONE EFFICIENCY	3-5-60%	5-5-100%
GOAL TO GO EFFICIENCY	3-4-75%	3-3-100%
SAFETIES	0	1
TIME OF POSSESSION	26:54	33:06

INDIVIDUAL STATISTICS

RUSHING: Minnesota: Asiata 16-58, Wright 1-27, Banyard 5-23, Bridgewater 5-13, Patterson 1-(-2).
Miami: Miller 19-92, Williams 3-18, James 1-5, Tannehill 5-1.

PASSING: Minnesota: Bridgewater 19-26-259-2-1.
Miami: Tannehill 35-47-396-4-1.

RECEIVING: Minnesota: Jennings 3-56, Johnson 3-38, Wright 3-38, Asiata 3-19, Ellison 2-47, Banyard 2-9, Ford 1-22, Patterson 1-18, Thielen 1-12.
Miami: Landry 8-31, Clay 6-114, Williams 6-50, Miller 5-58, Wallace 5-58, Sims 3-35, Gibson 2-50.

SACKS: Minnesota: Johnson 1-13, Greenway 0.5-3, Floyd 0.5-3.
Miami: Wake 2-9, Jordan 1-7, Starks 1-5.

INTERCEPTIONS: Minnesota: Smith 1-11.
Miami: Shelby 1-2.

GAME 16

JETS 37, DOLPHINS 24
December 28, 2014

Sun Life Stadium
Miami Gardens, FL

The Dolphins came up short in their attempt to finish the season with a winning record, but there still were plenty of memorable moments in the regular season finale at Sun Life Stadium. Running back Lamar Miller highlighted a game of big plays in the 37-24 loss against the New York Jets with an electrifying 97-yard touchdown run that set a franchise record and put him over 1,000 yards for the season. With the loss, the Dolphins ended the season with an 8-8 record and in third place in the AFC East, and they also missed out on a chance to sweep the Jets for the first time since 2009. Miller's run, which came one play after the

Dolphins stopped the Jets on fourth-and-1, was the third-longest in NFL history behind a 99-yard run by Dallas' Tony Dorsett in 1982 and a 98-yard run by Green Bay's Ahmad Green in 2003. Miller easily topped the previous Dolphins record of 77 yards, first set by Leroy Harris in 1977 and matched by Keith Byars on Thanksgiving Day 1993. The 97-yard run helped Miller finish with a career-high 178 yards, the sixth-highest total in Dolphins history. Quarterback Ryan Tannehill also reached 4,000 passing yards on the season and broke Dan Marino's single-season record for completions when he hit rookie Jarvis Landry for an 11-yard gain late in the third quarter. Tannehill also hooked up with Landry when he passed 4,000 yards, a 17-yard completion on the Dolphins' first offensive play of the fourth quarter. It marks the first time in franchise history the Dolphins have a 4,000-yard passer and a 1,000-yard rusher in the same season. The Jets won with 13 unanswered points in the fourth quarter, including a field goal with 31 seconds left. The biggest play, though, was a 38-yard completion from Ryan Quigley to Zach Sudfeld off a fake punt that set up a 23-yard touchdown pass from Geno Smith to tight end Jeff Cumberland. Smith, the former Miramar High School star, passed for a career-high 358 yards and three touchdowns for the Jets. The first half Sunday ended with the Dolphins leading 17-14 after Tannehill threw a 23-yard touchdown pass to tight end Charles Clay with 43 seconds left in the second quarter, but things really got wild in the second half. It began with an 87-yard kickoff return by the Jets' Chris Owusu, and also included Miller's 97-yard run, a 74-yard Jets touchdown pass from Smith to Eric Decker, a 33-yard completion from Tannehill to Brian Hartline, a 50-yard reception by Decker and a 33-yard completion from Smith to Jeremy Kerley. Decker finished the game with 221 receiving yards, the highest regular season total ever by a Dolphins opponent. Owusu, who was promoted from the Jets practice squad earlier this month, gave New York a 7-3 lead in the first quarter by starting a drive with a 36-yard completion and ending it with a 23-yard touchdown run on an endaround. The Dolphins regained the lead early in the second quarter after Jason Trusnik recovered a Smith fumble at the Jets 21-yard line. Five plays after the turnover, Daniel Thomas scored on a 1-yard run. A 40-yard completion from Smith to Decker set up an 8-yard touchdown catch by running back Chris Ivory that gave the Jets a 17-14 lead. Clay's touchdown at the end of the first half capped a 93-yard touchdown that featured six completions by Tannehill, including a 16-yard hook-up with Hartline on third-and-15 from midfield.

		JETS	7	7	10	13	-	37	
		DOLPHINS	3	14	7	0	-	24	
TEAM	QTR	TIME	PLAY DESCRIPTION			DRIVE INFO		NYJ	MIA
Dolphins	1	6:13	Sturgis 37 yd. Field Goal			8-46, 4:18		0	3
Jets	1	3:11	Owusu 23 yd. run (Folk kick)			6-78, 3:02		7	3
Dolphins	2	10:44	Dn. Thomas 1 yd. run (Sturgis kick)			5-21, 2:43		7	10
Jets	2	6:44	Ivory 8 yd. pass from Smith (Folk kick)			7-79, 4:00		14	10
Dolphins	2	0:43	Clay 23 yd. pass from Tannehill (Sturgis kick)			11-93, 2:49		14	17
Dolphins	3	12:51	Miller 97 yd. run (Sturgis kick)			1-97, 0:14		14	24
Jets	3	11:35	Decker 74 yd. pass from Smith (Folk kick)			3-80, 1:16		21	24
Jets	3	6:35	Folk 26 yd. Field Goal			7-56, 2:54		24	24
Jets	4	14:12	Folk 23 yd. Field Goal			11-78, 5:08		27	24
Jets	4	3:22	Cumberland 23 yd. pass from Smith (Folk kick)			6-73, 2:24		34	24
Jets	4	0:31	Folk 39 yd. Field Goal			4-0, 1:40		37	24

ATT. – 70,220

	JETS	DOLPHINS
TOTAL FIRST DOWNS	18	23
THIRD DOWN EFFICIENCY	6-14-43%	4-13-31%
FOURTH DOWN EFFICIENCY	1-2-50%	0-1-0%
TOTAL NET YARDS	494	387
NET YARDS RUSHING	104	179
NET YARDS PASSING	390	208
PASS ATTEMPTS-COMPLETIONS-HAD INTERCEPTED	27-21-0	39-23-0
KICKOFFS Number-In End Zone-Touchbacks	8-6-3	5-2-1
PUNTS Number and Average	2-44.0	5-50.0
FGs - PATs Had Blocked	0-0	0-0
TOTAL RETURN YARDAGE (Not Including Kickoffs)	41	0
PENALTIES Number and Yards	5-40	5-40
FUMBLES Number and Lost	1-1	1-1
TOUCHDOWNS	4	3
EXTRA POINTS Made-Attempts	4-4	3-3
FIELD GOALS Made-Attempts	3-4	1-2
RED ZONE EFFICIENCY	1-5-20%	1-2-50%
GOAL TO GO EFFICIENCY	0-0-0%	1-1-100%
SAFETIES	0	1
TIME OF POSSESSION	31:16	28:44

INDIVIDUAL STATISTICS

RUSHING: N.Y. Jets: Ivory 13-29, Owusu 1-23, Johnson 10-20, Smith 5-18, Kerley 2-11, Conner 2-3, Powell 1-0.
Miami: Miller 19-178, Dn. Thomas 1-1.
PASSING: N.Y. Jets: Smith 20-25-358-3.
Miami: Tannehill 23-39-259-1-0.

RECEIVING: N.Y. Jets: Decker 10-221, Amaro 3-34, Sudfeld 2-44, Cumberland 2-23, Owusu 1-36, Kerley 1-33, Ivory 1-8, Johnson 1-(-3).

Miami: Hartline 5-94, Landry 5-55, Clay 5-45, Gibson 3-27, Williams 2-22, Sims 2-15, Dn. Thomas 1-1.

SACKS: N.Y. Jets: Harris 2.5-22, Coples 2-13, Davis 1-7, Richardson 1-5, Wilkerson 0.5-4.

Miami: Starks 1-6.

INTERCEPTIONS: N.Y. Jets: None.

Miami: None.

2014-15 ROSTER MOVES

(Daily transactions from July 24, 2014, through the last day of the regular season, plus off-season moves)

Date	Player/Coach	Transaction
July 24	RB Knowshon Moreno	Placed on Physically Unable to Perform List
	C Mike Pouncey	Placed on Physically Unable to Perform List
July 28	T Steven Baker	Signed as FA
	T Tony Hills	Signed as FA
	WR Gerald Ford	Waived
	T Michael Philipp	Waived
July 29	TE Brett Brackett	Signed as FA
	QB Seth Lobato	Signed as FA
	DE D'Aundre Reed	Signed as FA
	QB Brock Jensen	Waived
	LB Derrell Johnson	Waived
	G Davonte Wallace	Waived/Injured
July 31	WR Raymond Webber	Signed as FA
	TE Brett Brackett	Waived
Aug. 1	LB Ryan Rau	Signed as FA
	LB Tariq Edwards	Waived/Injured
Aug. 2	C Samson Satele	Signed as FA
	G Samuel Longo	Waived
Aug. 3	QB Brock Jensen	Signed as FA
	WR Rantavious Wooten	Waived
Aug. 4	TE Brett Brackett	Signed as FA
	WR Stephen Williams	Waived
Aug. 5	K Danny Hrapmann	Signed as FA
	LB Ryan Rau	Waived
Aug. 6	RB Knowshon Moreno	Passed Physical/Activated from Physically Unable to Perform List
Aug. 11	RB Cameron Marshall	Signed as FA
	QB Brock Jensen	Waived
Aug. 12	QB Brady Quinn	Signed as FA
	QB Pat Devlin	Waived/Injured
	TE Evan Wilson	Signed as FA
	WR Raymond Webber	Waived
Aug. 15	K John Potter	Signed as FA
	K Danny Hrapmann	Waived
Aug. 18	DE Rakim Cox	Signed as FA
	RB Cameron Marshall	Waived
Aug. 22	CB Jalil Brown	Waived/Injured
	TE Michael Egnew	Waived
	DT Micajah Reynolds	Waived
Aug. 24	Dan Marino	Named Special Advisor
Aug. 25	DL Cory Grissom	Signed as FA
	K Jake Rogers	Signed as FA
	T Steven Baker	Waived
	S Demetrius Wright	Waived
	K John Potter	Waived/Injured
Aug. 26 DT	A.J. Francis	Placed on Reserve/Injured List
	RB Mike Gillislee	Placed on Reserve/Injured List
	TE Arhur Lynch	Placed on Reserve/Injured List
	WR Armon Binns	Waived
	TE Brett Brackett	Waived
	CB Steven Clarke	Waived
	DE Rakim Cox	Waived
	DT Cory Grissom	Waived
	C Tyler Larsen	Waived
	WR Ryan Spadola	Waived
	QB Brady Quinn	Contract Terminated
Aug. 30	DT Isaako Aaitui	Waived
	G David Arkin	Waived

Date	Player/Coach	Transaction
Aug. 30	C Sam Brenner	Waived
	WR Kevin Cone	Waived
	G Evan Finkenburg	Waived
	CB Kevin Fogg	Waived
	WR Matt Hazel	Waived
	S Jordan Kovacs	Waived
	QB Seth Lobato	Waived
	TE Kyle Miller	Waived
	DE Tevin Mims	Waived
	DE D'Aundre Reed	Waived
	K Jake Rogers	Waived
	DT Garrison Smith	Waived
	RB/WR Marcus Thigpen	Waived
	RB Daniel Thomas	Waived
	LB Andrew Wilson	Waived
	TE Evan Wilson	Waived
	DT Kamal Johnson	Placed on Reserve/Injured List
	G Tony Hills	Contract Terminated
	DE Dion Jordan	Placed on Reserve/Suspended by Commissioner
	S Reshad Jones	Placed on Reserve/Suspended by Commissioner
Aug. 31	S Brandian Ross	Acquired from Waivers
	CB Sammy Seamster	Acquired from Waivers
	S Don Jones	Waived
	WR Damian Williams	Waived
	C Sam Brenner	Signed to Practice Squad
	WR Matt Hazel	Signed to Practice Squad
	T Tony Hills	Signed to Practice Squad
	LB David Hinds	Signed to Practice Squad
	QB Seth Lobato	Signed to Practice Squad
	TE Jacob Maxwell	Signed to Practice Squad
	DE D'Aundre Reed	Signed to Practice Squad
	CB Lowell Rose	Signed to Practice Squad
	DT Garrison Smith	Signed to Practice Squad
	WR Tommy Streeter	Signed to Practice Squad
	DE Gerald Rivers	Signed to Practice Squad
	DE D'Aundre Reed	Released off Practice Squad
	LB Terrell Manning	Signed to Practice Squad
	LB David Hinds	Released off Practice Squad
	DT Bruce Gaston	Acquired from Waivers
	S Brandian Ross	Waived
Sept. 2	S Brandian Ross	Signed to Practice Squad
Sept. 3	DT Garrison Smith	Released off Practice Squad
	LB Kelvin Sheppard	Signed as FA
Sept. 4	LB Dannel Ellerbe	Placed on Reserve/Injured List
	RB Daniel Thomas	Signed as FA
Sept. 6	CB Sammy Seamster	Placed on Reserve/Injured List
	CB Rod Sweeting	Signed to Practice Squad
Sept. 8	LB Terrell Manning	Released off Practice Squad
	S Brandian Ross	Signed to Active Roster from Practice Squad
Sept. 10	DT Bruce Gaston	Waived
	DT Deandre Coleman	Signed off Jaguars Practice Squad
Sept. 12	S Brandian Ross	Waived
	DT Bruce Gaston	Signed to Practice Squad
Sept. 14	RB/WR Marcus Thigpen	Signed to Practice Squad
	WR Tommy Streeter	Released off Practice Squad
Sept. 16	TE Jake Murphy	Signed to Practice Squad
	RB LaMichael James	Signed to Practice Squad
Oct. 1	DE Emmanuel Dieke	Signed to Practice Squad
	DE Gerald Rivers	Released off Practice Squad
Oct. 3	DE Derrick Shelby	Suspended for Conduct Detrimental to Team
	S Reshad Jones	Exemption Lifted
Oct. 5	WR Damian Williams	Signed as FA
	RB Orleans Darkwa	Waived
Oct. 7	RB Orleans Darkwa	Signed to Practice Squad
	TE Jacob Maxwell	Released off Practice Squad
Oct. 9	DE Derrick Shelby	Reinstated
	RB Knowshon Moreno	Placed on Reserve/Injured List
Oct. 11	CB Rod Sweeting	Signed to Practice Squad
	RB/WR Marcus Thigpen	Released off Practice Squad
Oct. 13	T Tony Hills	Signed by Dallas off Miami Practice Squad
	QB McLeod Bethel-Thompson	Signed to Practice Squad
Oct. 15	CB Lowell Rose	Signed to Active Roster from Practice Squad
	DT Deandre Coleman	Waived

Date	Player/Coach	Transaction
Oct. 20	WR Laron Byrd	Signed to Practice Squad
	DT Deandre Coleman	Signed to Practice Squad
	DE Emmanuel Dieke	Released off Practice Squad
Oct. 25	DE Dion Jordan	Exemption Lifted
	WR Damian Williams	Waived
Oct. 28	TE Evan Wilson	Signed to Practice Squad
	TE Gerrell Robinson	Signed to Practice Squad
	CB Rashaan Melvin	Signed to Practice Squad
	QB Seth Lobato	Released off Practice Squad
	TE Jake Murphy	Released off Practice Squad
	CB Rod Sweeting	Released off Practice Squad
Nov. 3	TE Jake Stoneburner	Signed to Practice Squad
	TE Evan Wilson	Released off Practice Squad
	S Michael Thomas	Placed on Reserve/Injured List
Nov. 4	S Jordan Kovacs	Signed off Eagles Practice Squad
Nov. 8	CB Rashaan Melvin	Signed by Ravens off Miami Practice Squad
Nov. 10	CB T.J. Heath	Signed to Practice Squad
	T Branden Albert	Placed on Reserve/Injured List
	RB LaMichael James	Signed to Active Roster from Practice Squad
Nov. 11	G Mike Brewster	Signed to Practice Squad
Nov. 12	DE Emmanuel Dieke	Signed to Practice Squad
	RB Orleans Darkwa	Signed by Giants off Miami Practice Squad
Nov. 15	CB Will Davis	Placed on Reserve/Injured List
	CB Jalil Brown	Signed as FA
Nov. 25	CB R.J. Stanford	Signed as FA
	CB Jalil Brown	Waived
	S Ahmad Dixon	Signed to Practice Squad
	DE Emmanuel Dieke	Released off Practice Squad
Nov. 28	S Don Jones	Acquired from Waivers
	CB Lowell Rose	Waived
Dec. 1	CB Lowell Rose	Signed to Practice Squad
	WR LaRon Byrd	Placed on Practice Squad/Reserved Injured
Dec. 2	LB Jake Knott	Signed to Practice Squad
	TE Jake Stoneburner	Released off Practice Squad
Dec. 3	WR L'Damian Washington	Signed to Practice Squad
	S Ahmad Dixon	Released off Practice Squad
Dec. 8	S Louis Delmas	Placed on Reserve/Injured List
Dec. 9	LB Jake Knott	Signed to Active Roster from Practice Squad
	TE Jake Stoneburner	Signed to Practice Squad
Dec. 12	DT Anthony Johnson	Placed on Reserve/Injured List
Dec. 13	CB T.J. Heath	Signed to Active Roster from Practice Squad
Dec. 15	TE Gerrell Robinson	Signed to Active Roster from Practice Squad
	TE Harold Hoskins	Waived
	T Mark Asper	Signed to Practice Squad
Dec. 16	DE Emmanuel Dieke	Signed to Practice Squad
Dec. 20	WR Matt Hazel	Signed to Active Roster from Practice Squad
	LB Jake Knott	Waived
Dec. 22	LB Jake Knott	Signed to Practice Squad
	C Michael Brewster	Released off Practice Squad
Dec. 23	C Sam Brenner	Signed to Active Roster from Practice Squad
	DT Deandre Coleman	Signed to Active Roster from Practice Squad
	G Nate Garner	Placed on Reserve/Non-Football Illness list
	CB Jamar Taylor	Placed on Reserve/Injured List
- 2015 -		
Jan. 5	WR Tyler McDonald	Signed to futures contract
Jan. 6	Mike Tannenbaum	Named Executive VP of Football Operations
Jan. 7	K Zach Hocker	Signed to futures contract
	WR Michael Preston	Signed to futures contract
Jan. 8	S Shamiel Gary	Signed to futures contract
Feb. 6	Terrell Williams	Named Defensive Line Coach
Feb. 10	TE Ryan Taylor	Signed as FA
Feb. 27	WR Brian Hartline	Released
	WR Brandon Gibson	Released
Feb. 28	Wayne Diesel	Named Sports Performance Director
	Dennis Lock	Promoted to Director of Analytics
Mar. 2	TE Charles Clay	Placed Transition Tag on Clay
	CB Cortland Finnegan	Released
	T Nate Garner	Released
Mar 7.	DT A.J. Francis	Signed
	S Jordan Kovacs	Signed
Mar. 10	T Jason Fox	Re-Signed
	LB Kelvin Sheppard	Re-Signed

Date	Player/Coach	Transaction
	DE Derrick Shelby	Placed Restricted Free Agent Tender
	G Shelley Smith	Released
	LB Philip Wheeler	Released
Mar. 11	DT Ndamukong Suh	Signed as UFA (Det.)
	CB Brice McCain	Signed as UFA (Pit.)
	DT Randy Starks	Released
Mar. 12	TE Jordan Cameron	Signed as UFA (Cle.)
	CB T.J. Heath	Signed
Mar. 13	WR Kenny Stills	Acquired by Miami in Trade (N.O.)
	LB Dannell Ellerbe	Traded (N.O.)
	WR Mike Wallace	Traded (Min.)
Mar. 19	OL J.D. Walton	Signed as UFA (NYG)
	TE Charles Clay	Did not match Buffalo Bills offer
Mar. 20	S Louis Delmas	Re-Signed
	QB Matt Moore	Re-Signed
	RB LaMichael James	Signed
Mar. 26	DE Derrick Shelby	Signed Restricted Free Agent Tender
April 1	S Michael Thomas	Signed
April 2	LB Spencer Paysinger	Signed as UFA (NYG)
	QB Josh Freeman	Signed as UFA
April 13	C Mike Pouncey	Signed Contract Extension
	CB Zack Bowman	Signed as UFA
April 15	WR LaRon Byrd	Signed as FA
April 21	G Davonte Wallace	Waived
April 22	OL Jeff Linkenbach	Signed as UFA (K.C.)
	OL Jacques McClendon	Signed as UFA (Jac.)
April 23	WR Greg Jennings	Signed as FA
April 28	DE Dion Jordan	Placed on Reserve/Suspended List
April 30	QB Ryan Tannehill	Team Exercises Fifth-Year Option
April 30	WR DeVante Parker	Selected in NFL Draft - D1, '15
May 1	DT Jordan Phillips	Selected in NFL Draft - D2, '15
May 2	OL Jamil Douglas	Selected in NFL Draft - D4, '15
	CB Bobby McCain	Selected in NFL Draft - D5a, '15
	RB Jay Ajayi	Selected in NFL Draft - D5b, '15
	S Cedric Thompson	Selected in NFL Draft - D5c, '15
	CB Tony Lippett	Selected in NFL Draft - D5d, '15
May 5	DB T.J. Heath	Waived
	K Zach Hocker	Waived
	DB Lowell Rose	Waived
May 8	WR Damarr Aultman	Signed as Undrafted College Free Agent
	OL Mickey Baucus	Signed as Undrafted College Free Agent
	P Matt Darr	Signed as Undrafted College Free Agent
	DE Ray Drew	Signed as Undrafted College Free Agent
	K Andrew Franks	Signed as Undrafted College Free Agent
	LB Neville Hewitt	Signed as Undrafted College Free Agent
	LB Mike Hull	Signed as Undrafted College Free Agent
	WR Christian Jones	Signed as Undrafted College Free Agent
	WR Nigel King	Signed as Undrafted College Free Agent
	OL Mike Liedtke	Signed as Undrafted College Free Agent
	LB Jeff Luc	Signed as Undrafted College Free Agent
	DT Ellis McCarthy	Signed as Undrafted College Free Agent
	DE Kendall Montgomery	Signed as Undrafted College Free Agent
	G Dionte Savage	Signed as Undrafted College Free Agent
	LB Zach Vigil	Signed as Undrafted College Free Agent
	OL Aundrey Walker	Signed as Undrafted College Free Agent
May 11	TE Tim Semisch	Signed as Undrafted College Free Agent
	TE Ryan Taylor	Waived
	OL Donald Hawkins	Acquired from waivers (Dal.)
	OL Mark Asper	Waived
May 18	QB Ryan Tannehill	Signed Contract Extension
June 5	LB Jake Knott	Waived
June 8	WR Tommy Streeter	Signed as FA
June 10	DT C.J. Mosley	Signed as UFA (Det.)
	DT Kamal Johnson	Waived

DOLPHINS VS. THE NFL

(Records include post-season games)

MIAMI 8, ARIZONA 3

(formerly St. Louis, Phoenix)

11/27/72	– at Miami 31, St. Louis 10
11/24/77	– Miami 55, at St. Louis 14
10/1/78	– at Miami 24, St. Louis 10
9/6/81	– Miami 20, at St. Louis 7
9/30/84	– Miami 36, at St. Louis 28
11/4/90	– at Miami 23, Phoenix 3
9/8/96	– Miami 38, at Arizona 10
9/19/99	– at Miami 19, Arizona 16
11/7/04	– Arizona 24, at Miami 23
9/14/08	– at Arizona 31, Miami 10
9/30/12	– at Arizona 24, Miami 21 (ot)

MIAMI 8, ATLANTA 4

11/30/70	– Miami 20, at Atlanta 7
11/3/74	– at Miami 42, Atlanta 7
9/21/80	– Miami 20, at Atlanta 17
12/10/83	– at Miami 31, Atlanta 24
11/30/86	– Atlanta 20, at Miami 14
10/11/92	– at Miami 21, Atlanta 17
12/3/95	– at Miami 21, Atlanta 20
12/27/98	– at Atlanta 38, Miami 16
12/30/01	– at Miami 21, Atlanta 14
11/6/05	– Atlanta 17, at Miami 10
9/13/09	– at Atlanta 19, Miami 7
9/22/13	– at Miami 27, Atlanta 23

BALTIMORE 7, MIAMI 5

10/19/97	– Miami 24, at Baltimore 13
9/17/00	– at Miami 19, Baltimore 6
1/13/02	– *Baltimore 20, at Miami 3
11/17/02	– at Miami 26, Baltimore 7
11/16/03	– at Miami 9, Baltimore 6 (ot)
1/2/05	– at Baltimore 30, Miami 23
12/16/07	– at Miami 22, Baltimore 16 (ot)
10/19/08	– Baltimore 27, at Miami 13
1/4/09	– *Baltimore 27, at Miami 9
11/7/10	– at Baltimore 26, Miami 10
10/6/13	– Baltimore 26, at Miami 23
12/7/14	– Baltimore 28, at Miami 13

MIAMI 58, BUFFALO 43 (1 tie)

9/18/66	– at Buffalo 58, Miami 24
11/6/66	– Buffalo 29, at Miami 0
11/5/67	– at Buffalo 35, Miami 13
11/26/67	– at Miami 17, Buffalo 14
10/12/68	– at Miami 14, Buffalo 14 (tie)
11/10/68	– Miami 21, at Buffalo 17
10/26/69	– at Miami 24, Buffalo 6
11/16/69	– at Buffalo 28, Miami 3
10/18/70	– Miami 33, at Buffalo 14
12/20/70	– at Miami 45, Buffalo 7
9/26/71	– Miami 29, at Buffalo 14
11/7/71	– at Miami 34, Buffalo 0
10/22/72	– at Miami 24, Buffalo 23
11/5/72	– Miami 30, at Buffalo 16
10/21/73	– at Miami 27, Buffalo 6
11/18/73	– Miami 17, at Buffalo 0
9/22/74	– Miami 24, at Buffalo 16
11/17/74	– at Miami 35, Buffalo 28
10/26/75	– Miami 35, at Buffalo 30
12/7/75	– at Miami 31, Buffalo 21
9/13/76	– Miami 30, at Buffalo 21

12/5/76	– at Miami 45, Buffalo 27
9/18/77	– Miami 13, at Buffalo 0
12/17/77	– at Miami 31, Buffalo 14
9/17/78	– at Miami 31, Buffalo 24
11/12/78	– Miami 25, at Buffalo 24
9/2/79	– Miami 9, at Buffalo 7
10/14/79	– at Miami 17, Buffalo 7
9/7/80	– at Buffalo 17, Miami 7
10/19/80	– at Miami 17, Buffalo 14
10/21/81	– at Buffalo 31, Miami 21
12/19/81	– at Miami 16, Buffalo 6
11/21/82	– Miami 9, at Buffalo 7
12/27/82	– at Miami 27, Buffalo 10
9/4/83	– Miami 12, at Buffalo 0
10/9/83	– Buffalo 38, at Miami 35 (ot)
9/17/84	– Miami 21, at Buffalo 17
10/28/84	– at Miami 38, Buffalo 7
11/24/85	– Miami 23, at Buffalo 14
12/22/85	– at Miami 28, Buffalo 0
10/12/86	– at Miami 27, Buffalo 14
11/16/86	– Miami 34, at Buffalo 24
10/25/87	– Buffalo 34, at Miami 31 (ot)
11/29/87	– at Buffalo 27, Miami 0
9/11/88	– at Buffalo 9, Miami 6
11/14/88	– Buffalo 31, at Miami 6
9/10/89	– Buffalo 27, at Miami 24
10/29/89	– at Buffalo 31, Miami 17
9/16/90	– at Miami 30, Buffalo 7
12/23/90	– at Buffalo 24, Miami 14
1/12/91	– *at Buffalo 44, Miami 34
9/1/91	– at Buffalo 35, Miami 31
11/18/91	– Buffalo 41, at Miami 27
10/4/92	– Miami 37, at Buffalo 10
11/16/92	– Buffalo 26, at Miami 20
1/17/93	– **Buffalo 29, at Miami 10
9/26/93	– Miami 22, at Buffalo 13
12/19/93	– Buffalo 47, at Miami 34
10/9/94	– at Buffalo 21, Miami 11
12/4/94	– Buffalo 42, at Miami 31
10/29/95	– at Miami 23, Buffalo 6
12/17/95	– at Buffalo 23, Miami 20
12/30/95	– *at Buffalo 37, Miami 22
10/13/96	– Miami 21, at Buffalo 7
12/16/96	– at Miami 16, Buffalo 14
11/2/97	– at Buffalo 9, Miami 6
11/17/97	– at Miami 30, Buffalo 13
9/13/98	– at Miami 13, Buffalo 7
11/1/98	– at Buffalo 30, Miami 24
1/2/99	– *at Miami 24, Buffalo 17
10/4/99	– Buffalo 23, at Miami 18
11/14/99	– at Buffalo 23, Miami 3
10/8/00	– at Miami 22, Buffalo 13
12/3/00	– Miami 33, at Buffalo 6
11/25/01	– Miami 34, at Buffalo 27
1/6/02	– at Miami 34, Buffalo 7
10/20/02	– Buffalo 23, at Miami 10
12/1/02	– at Buffalo 38, Miami 21
9/21/03	– at Miami 17, Buffalo 7
12/21/03	– Miami 20, at Buffalo 3
10/17/04	– at Buffalo 20, Miami 13
12/5/04	– Buffalo 42, at Miami 32
10/9/05	– at Buffalo 20, Miami 14
12/4/05	– at Miami 24, Buffalo 23
9/17/06	– Buffalo 16, at Miami 6
12/17/06	– at Buffalo 21, Miami 0
11/11/07	– Buffalo 13, at Miami 10

12/9/07 – at Buffalo 38, Miami 17
 10/26/08 – at Miami 25, Buffalo 16
 12/7/08 – Miami 16, at Buffalo 3 (at Toronto)
 10/4/09 – at Miami 38, Buffalo 10
 11/29/09 – at Buffalo 31, Miami 14
 9/12/10 – Miami 15, at Buffalo 10
 12/19/10 – Buffalo 17, at Miami 14
 11/20/11 – at Miami 35, Buffalo 8
 12/18/11 – Miami 30, at Buffalo 23
 11/15/12 – at Buffalo 19, Miami 14
 12/23/12 – at Miami 24, Buffalo 10
 10/20/13 – Buffalo 23, at Miami 21
 12/22/13 – at Buffalo 19, Miami 0
 9/14/14 – at Buffalo 29, Miami 10
 11/13/14 – at Miami 22, Buffalo 9

MIAMI 4, CAROLINA 1

11/15/98 – Miami 13, at Carolina 9
 11/4/01 – at Miami 23, Carolina 6
 9/25/05 – at Miami 27, Carolina 24
 11/19/09 – Miami 24, at Carolina 17
 11/24/13 – Carolina 20, at Miami 16

MIAMI 8, CHICAGO 4

11/29/71 – at Miami 34, Chicago 3
 11/2/75 – Miami 46, at Chicago 13
 9/23/79 – at Miami 31, Chicago 16
 12/2/85 – at Miami 38, Chicago 24
 9/4/88 – at Chicago 34, Miami 7
 11/24/91 – Miami 16, at Chicago 13 (ot)
 11/13/94 – Chicago 17, at Miami 14
 10/27/97@ – Chicago 36, at Miami 33 (ot)
 12/9/02 – at Miami 27, Chicago 9
 11/5/06 – Miami 31, at Chicago 13
 11/18/10 – Chicago 16, at Miami 0
 10/19/14 – Miami 27, at Chicago 14

MIAMI 16, CINCINNATI 5

10/20/68 – Miami 24, at Cincinnati 22
 11/17/68 – Cincinnati 38, at Miami 21
 9/14/69 – at Cincinnati 27, Miami 21
 10/10/71 – Miami 23, at Cincinnati 13
 12/23/73 – *at Miami 34, Cincinnati 16
 12/2/74 – at Miami 24, Cincinnati 3
 11/20/77 – at Cincinnati 23, Miami 17
 10/9/78 – at Miami 21, Cincinnati 0
 9/14/80 – at Miami 17, Cincinnati 16
 11/28/83 – at Miami 38, Cincinnati 14
 11/8/87 – Miami 20, at Cincinnati 14
 10/15/89 – Miami 20, at Cincinnati 13
 12/9/91 – at Miami 37, Cincinnati 13
 10/2/94 – Miami 23, at Cincinnati 7
 10/1/95 – Miami 26, at Cincinnati 23
 10/1/00 – Miami 31, at Cincinnati 16
 9/19/04 – at Cincinnati 16, Miami 13
 12/30/07 – Cincinnati 38, at Miami 25
 10/31/10 – Miami 22, at Cincinnati 14
 10/7/12 – Miami 17, at Cincinnati 13
 10/31/13 – at Miami 22, Cincinnati 20 (ot)

MIAMI 10, CLEVELAND 8

10/25/70 – Cleveland 28, at Miami 0
 12/24/72 – *at Miami 20, Cleveland 14
 10/15/73 – Miami 17, at Cleveland 9
 11/28/76 – at Cleveland 17, Miami 13
 11/18/79 – at Cleveland 30, Miami 24 (ot)
 1/4/86 – *at Miami 24, Cleveland 21
 11/10/86 – at Cleveland 26, Miami 16
 12/12/88 – at Miami 38, Cleveland 31
 10/8/89 – at Miami 13, Cleveland 10 (ot)
 11/25/90 – Miami 30, at Cleveland 13
 9/14/92 – Miami 27, at Cleveland 23

10/10/93 – Miami 24, at Cleveland 14
 12/26/04 – at Miami 10, Cleveland 7
 11/20/05 – at Cleveland 22, Miami 0
 10/14/07 – at Cleveland 41, Miami 31
 12/5/10 – Cleveland 13, at Miami 10
 9/25/11 – at Cleveland 17, Miami 16
 9/8/13 – Miami 23, at Cleveland 10

MIAMI 7, DALLAS 6

1/16/72 – ***Dallas 24, Miami 3
 11/22/73 – Miami 14, at Dallas 7
 11/5/78 – at Miami 23, Dallas 16
 10/25/81 – at Dallas 28, Miami 27
 12/17/84 – at Miami 28, Dallas 21
 11/22/87 – Miami 20, at Dallas 14
 11/19/89 – Miami 17, at Dallas 14
 11/25/93 – Miami 16, at Dallas 14
 10/27/96 – Dallas 29, at Miami 10
 11/25/99 – at Dallas 20, Miami 0
 11/27/03 – Miami 40, at Dallas 21
 9/16/07 – Dallas 37, at Miami 20
 11/24/11 – at Dallas 20, Miami 19

MIAMI 11, DENVER 6 (1 tie)

10/16/66 – at Miami 24, Denver 7
 12/4/66 – at Denver 17, Miami 7
 9/17/67 – at Miami 35, Denver 21
 10/27/68 – at Denver 21, Miami 14
 12/7/69 – at Miami 27, Denver 24
 9/19/71 – Miami 10, at Denver 10 (tie)
 12/20/75 – at Miami 14, Denver 13
 9/29/85 – Miami 30, at Denver 26
 12/21/98 – at Miami 31, Denver 21
 1/9/99 – *at Denver 38, Miami 3
 9/13/99 – Miami 38, at Denver 21
 12/2/01 – at Miami 21, Denver 10
 10/13/02 – Miami 24, at Denver 22
 12/12/04 – at Denver 20, Miami 17
 9/11/05 – at Miami 34, Denver 10
 12/2/08 – Miami 26, at Denver 17
 10/23/11 – Denver 18, at Miami 15 (ot)
 11/23/14 – at Denver 39, Miami 36

MIAMI 7, DETROIT 4

12/15/73 – at Miami 34, Detroit 7
 12/9/79 – Miami 28, at Detroit 10
 10/27/85 – at Detroit 31, Miami 21
 9/15/91 – at Detroit 17, Miami 13
 12/25/94 – at Miami 27, Detroit 20
 12/7/97 – at Miami 33, Detroit 30
 11/5/00 – Miami 23, at Detroit 8
 9/8/02 – at Miami 49, Detroit 21
 11/23/06 – Miami 27, at Detroit 10
 12/26/10 – Detroit 34, at Miami 27
 11/9/14 – at Detroit 20, Miami 16

MIAMI 10, GREEN BAY 4

12/19/71 – at Miami 27, Green Bay 6
 10/5/75 – Miami 31, at Green Bay 7
 10/28/79 – at Miami 27, Green Bay 7
 12/8/85 – Miami 34, at Green Bay 24
 9/18/88 – at Miami 24, Green Bay 17
 10/22/89 – at Miami 23, Green Bay 20
 9/22/91 – at Miami 16, Green Bay 13
 9/11/94 – Miami 24, at Green Bay 14 (at Mil.)
 9/14/97 – at Green Bay 23, Miami 18
 10/29/00 – at Miami 28, Green Bay 20
 11/4/02 – at Green Bay 24, Miami 10
 10/22/06 – Green Bay 34, at Miami 24
 10/17/10 – Miami 23, at Green Bay 20 (ot)
 10/12/14 – Green Bay 27, at Miami 24

HOUSTON 7, MIAMI 0

9/7/03 – Houston 21, at Miami 20
10/1/06 – at Houston 17, Miami 15
10/7/07 – at Houston 22, Miami 19
10/12/08 – at Houston 29, Miami 28
12/27/09 – Houston 27, at Miami 20
9/18/11 – Houston 23, at Miami 13
9/9/12 – at Houston 30, Miami 10

MIAMI 47, INDIANAPOLIS 25

(formerly Baltimore)

11/1/70 – at Baltimore 35, Miami 0
11/22/70 – at Miami 34, Baltimore 17
11/21/71 – at Miami 17, Baltimore 14
12/11/71 – at Baltimore 14, Miami 3
1/2/72 – **at Miami 21, Baltimore 0
10/29/72 – Miami 23, at Baltimore 0
12/16/72 – at Miami 16, Baltimore 0
11/11/73 – at Miami 44, Baltimore 0
12/9/73 – at Baltimore 16, Miami 3
10/27/74 – at Miami 17, Baltimore 7
12/8/74 – Miami 17, at Baltimore 16
11/23/75 – Baltimore 33, at Miami 17
12/14/75 – at Baltimore 10, Miami 7 (ot)
10/10/76 – at Baltimore 28, Miami 14
11/22/76 – Baltimore 17, at Miami 16
10/9/77 – at Baltimore 45, Miami 28
12/5/77 – at Miami 17, Baltimore 6
9/10/78 – Miami 42, at Baltimore 0
10/29/78 – at Miami 26, Baltimore 8
11/11/79 – at Miami 19, Baltimore 0
11/25/79 – Miami 28, at Baltimore 24
10/5/80 – Baltimore 30, at Miami 17
12/14/80 – Miami 24, at Baltimore 14
9/27/81 – Miami 31, at Baltimore 28
11/1/81 – at Miami 27, Baltimore 10
9/19/82 – at Miami 24, Baltimore 20
1/2/83 – Miami 34, at Baltimore 7
10/23/83 – Miami 21, at Baltimore 7
11/20/83 – at Miami 37, Baltimore 0
9/23/84 – at Miami 44, Indianapolis 7
12/9/84 – Miami 35, at Indianapolis 17
9/15/85 – at Miami 30, Indianapolis 13
11/17/85 – Miami 34, at Indianapolis 20
9/14/86 – at Miami 30, Indianapolis 10
10/26/86 – Miami 17, at Indianapolis 13
9/20/87 – Miami 23, at Indianapolis 10
11/15/87 – Indianapolis 40, at Miami 21
9/25/88 – at Indianapolis 15, Miami 13
12/4/88 – Indianapolis 31, at Miami 28
11/5/89 – at Miami 19, Indianapolis 13
12/17/89 – at Indianapolis 42, Miami 13
10/28/90 – Miami 27, at Indianapolis 7
12/30/90 – at Miami 23, Indianapolis 17
9/8/91 – at Miami 17, Indianapolis 6
11/3/91 – Miami 10, at Indianapolis 6
10/25/92 – Indianapolis 31, at Miami 20
11/8/92 – Miami 28, at Indianapolis 0
9/5/93 – Miami 24, at Indianapolis 20
10/24/93 – at Miami 41, Indianapolis 27
11/6/94 – at Miami 22, Indianapolis 21
12/18/94 – at Indianapolis 10, Miami 6
10/8/95 – Indianapolis 27, at Miami 24 (ot)
11/26/95 – at Indianapolis 36, Miami 28
9/23/96 – at Indianapolis 10, Miami 6
11/10/96 – at Miami 37, Indianapolis 10
8/31/97 – at Miami 16, Indianapolis 10
12/14/97 – at Indianapolis 41, Miami 0
9/6/98 – Miami 24, at Indianapolis 15
11/8/98 – at Miami 27, Indianapolis 14
10/10/99 – Miami 34, at Indianapolis 31

12/5/99 – Indianapolis 37, at Miami 34
11/26/00 – Miami 17, at Indianapolis 14
12/17/00 – Indianapolis 20, at Miami 13
12/30/00 – *at Miami 23, Indianapolis 17 (ot)
11/11/01 – Miami 27, at Indianapolis 24
12/10/01 – at Miami 41, Indianapolis 6
9/15/02 – Miami 21, at Indianapolis 13
11/2/03 – Indianapolis 23, at Miami 17
12/31/06 – at Indianapolis 27, Miami 22
9/21/09 – Indianapolis 27, at Miami 23
11/4/12 – at Indianapolis 23, Miami 20
9/15/13 – Miami 24, at Indianapolis 20

MIAMI 4, JACKSONVILLE 3

10/12/98 – at Jacksonville 28, Miami 21
11/15/00 – *at Jacksonville 62, Miami 7
11/2/03 – Miami 24, at Jacksonville 10
12/3/06 – Jacksonville 24, at Miami 10
12/13/09 – Miami 14, at Jacksonville 10
12/16/12 – at Miami 24, Jacksonville 3
10/26/14 – Miami 27, at Jacksonville 13

MIAMI 16, KANSAS CITY 13

11/13/66 – at Kansas City 34, Miami 16
12/11/66 – Kansas City 19, at Miami 18
9/24/67 – Kansas City 24, at Miami 0
10/8/67 – at Kansas City 41, Miami 0
9/28/68 – Kansas City 48, at Miami 3
10/19/69 – at Kansas City 17, Miami 10
12/25/71 – *Miami 27, at Kansas City 24 (2ot)
9/17/72 – Miami 20, at Kansas City 10
10/20/74 – at Miami 9, Kansas City 3
10/17/76 – Kansas City 20, at Miami 17 (ot)
12/13/81 – Miami 17, at Kansas City 7
9/25/83 – at Miami 14, Kansas City 6
9/22/85 – at Miami 31, Kansas City 0
10/11/87 – at Miami 42, Kansas City 0
12/3/89 – at Kansas City 26, Miami 21
12/24/89 – Kansas City 27, at Miami 24
1/5/91 – *at Miami 17, Kansas City 16
10/13/91 – at Kansas City 42, Miami 7
10/31/93 – at Miami 30, Kansas City 10
12/12/94 – at Miami 45, Kansas City 28
12/31/94 – *at Miami 27, Kansas City 17
12/11/95 – at Miami 13, Kansas City 6
10/5/97 – at Miami 17, Kansas City 14
9/29/02 – at Kansas City 48, Miami 30
10/21/05% – Kansas City 30, at Miami 20
11/12/06 – at Miami 13, Kansas City 10
12/21/08 – Miami 38, at Kansas City 31
11/6/11 – Miami 31, at Kansas City 3
9/21/14 – Kansas City 34, at Miami 14

MIAMI 8, MINNESOTA 4

10/1/72 – Miami 16, at Minnesota 14
1/13/74 – ***Miami 24, Minnesota 7
12/11/76 – Minnesota 29, at Miami 7
9/16/79 – Miami 27, at Minnesota 12
12/5/82 – at Miami 22, Minnesota 14
10/2/88 – at Miami 24, Minnesota 7
9/25/94 – at Minnesota 38, Miami 35
9/10/00 – at Minnesota 13, Miami 7
12/21/02 – at Minnesota 20, Miami 17
11/19/06 – at Miami 24, Minnesota 20
9/19/10 – Miami 14, at Minnesota 10
12/21/14 – at Miami 37, Minnesota 35

MIAMI 52, NEW ENGLAND 47

(formerly Boston)

11/27/66 – Boston 20, at Miami 14

10/15/67 – at Boston 41, Miami 10
 12/17/67 – at Miami 41, Boston 32
 11/24/68 – Miami 34, at Boston 10
 12/8/68 – at Miami 38, Boston 7
 11/9/69 – Miami 17, at Boston 16
 11/30/69 – Boston 38, Miami 23 (at Tampa)
 9/20/70 – at Boston 27, Miami 14
 12/6/70 – at Miami 37, Boston 20
 10/17/71 – at Miami 41, New England 3
 12/5/71 – at New England 34, Miami 13
 11/12/72 – at Miami 52, New England 0
 12/3/72 – Miami 37, at New England 21
 9/30/73 – at Miami 44, New England 23
 10/28/73 – Miami 30, at New England 14
 9/15/74 – at New England 34, Miami 24
 12/15/74 – at Miami 34, New England 27
 9/28/75 – Miami 22, at New England 14
 12/1/75 – at Miami 20, New England 7
 9/19/76 – at New England 30, Miami 14
 10/31/76 – at Miami 10, New England 3
 11/13/77 – at Miami 17, New England 5
 12/11/77 – at New England 14, Miami 10
 10/22/78 – at New England 33, Miami 24
 12/18/78 – at Miami 23, New England 3
 10/21/79 – at New England 28, Miami 13
 11/29/79 – at Miami 39, New England 24
 10/12/80 – at New England 34, Miami 0
 12/8/80 – at Miami 16, New England 13 (ot)
 11/8/81 – Miami 30, at New England 27 (ot)
 12/6/81 – at Miami 24, New England 14
 12/12/82 – at New England 3, Miami 0
 1/8/83 – *at Miami 28, New England 13
 9/11/83 – at Miami 34, New England 24
 11/13/83 – at New England 17, Miami 6
 9/9/84 – at Miami 28, New England 7
 10/21/84 – Miami 44, at New England 24
 11/3/85 – at New England 17, Miami 13
 12/16/85 – at Miami 30, New England 27
 1/12/86 – **New England 31, at Miami 14
 10/5/86 – at New England 34, Miami 7
 12/22/86 – New England 34, at Miami 27
 9/13/87 – at New England 28, Miami 21
 12/28/87 – New England 24, at Miami 10
 11/6/88 – at New England 21, Miami 10
 11/20/88 – New England 6, at Miami 3
 9/17/89 – Miami 24, at New England 10
 12/10/89 – at Miami 31, New England 10
 9/9/90 – Miami 27, at New England 24
 10/18/90 – at Miami 17, New England 10
 10/6/91 – Miami 20, at New England 10
 11/10/91 – at Miami 30, New England 20
 10/18/92\$ – at Miami 38, New England 17
 12/27/92 – Miami 16, at New England 13 (ot)
 11/21/93 – at Miami 17, New England 13
 1/2/94 – at New England 33, Miami 27 (ot)
 9/4/94 – at Miami 39, New England 35
 10/30/94 – Miami 23, at New England 3
 9/10/95 – Miami 20, at New England 3
 11/12/95 – New England 34, at Miami 17
 9/1/96 – at Miami 24, New England 10
 11/3/96 – at New England 42, Miami 23
 11/23/97 – at New England 27, Miami 24
 12/22/97 – New England 14, at Miami 12
 12/28/97 – *at New England 17, Miami 3
 10/25/98 – at Miami 12, New England 9 (ot)
 11/23/98 – at New England 26, Miami 23
 10/17/99 – Miami 31, at New England 30
 11/21/99 – at Miami 27, New England 17
 9/24/00 – at Miami 10, New England 3
 12/24/00 – Miami 27, at New England 24
 10/7/01 – at Miami 30, New England 10
 12/22/01 – at New England 20, Miami 13

10/6/02 – at Miami 26, New England 13
 12/29/02 – at New England 27, Miami 24 (ot)
 10/19/03 – New England 19, at Miami 13 (ot)
 12/7/03 – at New England 12, Miami 0
 10/10/04 – at New England 24, Miami 10
 12/20/04 – at Miami 29, New England 28
 11/13/05 – New England 23, at Miami 16
 1/1/06 – Miami 28, at New England 26
 10/8/06 – at New England 20, Miami 10
 12/10/06 – at Miami 21, New England 0
 10/21/07 – New England 49, at Miami 28
 12/23/07 – at New England 28, Miami 7
 9/21/08 – Miami 38, at New England 13
 11/23/08 – New England 48, at Miami 28
 11/8/09 – at New England 27, Miami 17
 12/6/09 – at Miami 22, New England 21
 10/4/10 – New England 41, at Miami 14
 1/2/11 – at New England 38, Miami 7
 9/12/11 – New England 38, at Miami 24
 12/24/11 – at New England 27, Miami 24
 12/2/12 – New England 23, at Miami 16
 12/30/12 – at New England 28, Miami 0
 10/27/13 – at New England 27, Miami 17
 12/15/13 – at Miami 24, New England 20
 9/7/14 – at Miami 33, New England 20
 12/14/14 – at New England 41, Miami 13

MIAMI 6, NEW ORLEANS 5

11/15/70 – at Miami 21, New Orleans 10
 11/10/74 – Miami 21, at New Orleans 0
 9/28/80 – at Miami 21, New Orleans 16
 10/2/83 – at New Orleans 17, Miami 7
 12/7/86 – Miami 31, at New Orleans 27
 11/29/92 – at New Orleans 24, Miami 13
 10/15/95 – at New Orleans 33, Miami 30
 11/29/98 – at Miami 30, New Orleans 10
 10/30/05 – Miami 21, at New Orleans 6 (at Baton Rouge, La.)
 10/25/09 – New Orleans 46, at Miami 34
 9/30/13 – at New Orleans 38, Miami 17

N.Y. GIANTS 5, MIAMI 2

12/10/72 – Miami 23, at N.Y. Giants 13
 9/23/90 – at N.Y. Giants 20, Miami 3
 12/5/93 – N.Y. Giants 19, at Miami 14
 12/8/96 – N.Y. Giants 17, at Miami 7
 10/5/03 – Miami 23, at N.Y. Giants 10
 10/28/07 – N.Y. Giants 13, at Miami 10 (at London, England)
 10/30/11 – at N.Y. Giants 20, Miami 17

N.Y. JETS 51, MIAMI 47 (1 tie)

9/9/66 – N.Y. Jets 19, at Miami 14
 11/20/66 – at N.Y. Jets 30, Miami 13
 10/1/67 – at N.Y. Jets 29, Miami 7
 10/22/67 – N.Y. Jets 33, at Miami 14
 12/1/68 – at N.Y. Jets 35, Miami 17
 12/15/68 – N.Y. Jets 31, at Miami 7
 11/2/69 – at N.Y. Jets 34, Miami 31
 12/14/69 – N.Y. Jets 27, at Miami 9
 10/10/70 – Miami 20, at N.Y. Jets 6
 12/13/70 – at Miami 16, N.Y. Jets 10
 10/3/71 – N.Y. Jets 14, at Miami 10
 10/24/71 – Miami 30, at N.Y. Jets 14
 10/8/72 – Miami 27, at N.Y. Jets 17
 11/19/72 – at Miami 28, N.Y. Jets 24
 10/7/73 – at Miami 31, N.Y. Jets 3
 11/4/73 – Miami 24, at N.Y. Jets 14
 10/7/74 – at Miami 21, N.Y. Jets 17
 11/24/74 – at N.Y. Jets 17, Miami 14
 10/19/75 – Miami 43, at N.Y. Jets 0

11/9/75 – at Miami 27, N.Y. Jets 7
 9/26/76 – at Miami 16, N.Y. Jets 0
 11/7/76 – Miami 27, at N.Y. Jets 7
 10/16/77 – at Miami 21, N.Y. Jets 17
 11/6/77 – Miami 14, at N.Y. Jets 10
 9/3/78 – at N.Y. Jets 33, Miami 20
 11/26/78 – N.Y. Jets 24, at Miami 13
 9/30/79 – at N.Y. Jets 33, Miami 27
 12/15/79 – N.Y. Jets 27, at Miami 24
 10/27/80 – at N.Y. Jets 17, Miami 14
 12/20/80 – N.Y. Jets 24, at Miami 17
 10/4/81 – at Miami 28, N.Y. Jets 28 (tie)
 11/22/81 – at N.Y. Jets 16, Miami 15
 9/12/82 – Miami 45, at N.Y. Jets 28
 12/18/82 – at Miami 20, N.Y. Jets 19
 1/23/83 – **at Miami 14, N.Y. Jets 0
 10/16/83 – Miami 32, at N.Y. Jets 14
 12/16/83 – at Miami 34, N.Y. Jets 14
 11/4/84 – Miami 31, at N.Y. Jets 17
 11/26/84 – at Miami 28, N.Y. Jets 17
 10/14/85 – at N.Y. Jets 23, Miami 7
 11/10/85 – at Miami 21, N.Y. Jets 17
 9/21/86 – at N.Y. Jets 51, Miami 45 (ot)
 11/24/86 – at Miami 45, N.Y. Jets 3
 10/18/87 – at N.Y. Jets 37, Miami 31 (ot)
 12/7/87 – at Miami 37, N.Y. Jets 28
 10/23/88 – N.Y. Jets 44, at Miami 30
 11/27/88 – at N.Y. Jets 38, Miami 34
 9/24/89 – N.Y. Jets 40, at Miami 33
 11/12/89 – Miami 31, at N.Y. Jets 23
 10/7/90 – at Miami 20, N.Y. Jets 16
 11/11/90 – Miami 17, at N.Y. Jets 3
 9/29/91 – at N.Y. Jets 41, Miami 23
 12/22/91 – N.Y. Jets 23, at Miami 20 (ot)
 11/1/92 – at N.Y. Jets 26, Miami 14
 12/20/92 – at Miami 19, N.Y. Jets 17
 9/12/93 – N.Y. Jets 24, at Miami 14
 11/7/93 – at N.Y. Jets 27, Miami 10
 9/18/94 – at Miami 28, N.Y. Jets 14
 11/27/94 – Miami 28, at N.Y. Jets 24
 9/3/95 – at Miami 52, N.Y. Jets 14
 10/22/95 – at N.Y. Jets 17, Miami 16
 9/15/96 – at Miami 36, N.Y. Jets 27
 12/22/96 – Miami 31, at N.Y. Jets 28
 10/12/97 – Miami 31, at N.Y. Jets 20
 11/9/97 – at Miami 24, N.Y. Jets 17
 10/4/98 – at N.Y. Jets 20, Miami 9
 12/13/98 – N.Y. Jets 21, at Miami 16
 12/12/99 – at N.Y. Jets 28, Miami 20
 12/27/99 – at N.Y. Jets 38, at Miami 31
 10/23/00 – at N.Y. Jets 40, Miami 37 (ot)
 11/19/00 – N.Y. Jets 20, at Miami 3
 10/14/01 – at N.Y. Jets 21, Miami 17
 11/18/01 – N.Y. Jets 24, at Miami 0
 9/22/02 – at Miami 30, N.Y. Jets 3
 11/10/02 – at N.Y. Jets 13, Miami 10
 9/14/03 – Miami 21, at N.Y. Jets 10
 12/28/03 – at Miami 23, N.Y. Jets 21
 10/3/04 – N.Y. Jets 17, at Miami 9
 11/1/04 – at N.Y. Jets 41, Miami 14
 9/18/05 – at N.Y. Jets 17, Miami 7
 12/18/05 – at Miami 24, N.Y. Jets 20
 10/15/06 – at N.Y. Jets 20, Miami 17
 12/25/06 – N.Y. Jets 13, at Miami 10
 9/23/07 – at N.Y. Jets 31, Miami 28
 12/2/07 – N.Y. Jets 40, at Miami 13
 9/7/08 – N.Y. Jets 20, at Miami 14
 12/28/08 – Miami 24, at N.Y. Jets 17
 10/12/09 – at Miami 31, N.Y. Jets 27
 11/1/09 – Miami 30, at N.Y. Jets 25
 9/26/10 – N.Y. Jets 31, at Miami 23
 12/12/10 – Miami 10, at N.Y. Jets 6
 10/17/11 – at N.Y. Jets 24, Miami 6
 1/1/12 – at Miami 19, N.Y. Jets 17

9/23/12 – N.Y. Jets 23, at Miami 20 (ot)
 10/28/12 – Miami 30, at N.Y. Jets 9
 12/1/13 – Miami 23, at N.Y. Jets 3
 12/29/13 – N.Y. Jets 20, at Miami 7
 12/1/14 – Miami 16, at N.Y. Jets 13
 12/28/14 – N.Y. Jets 37, at Miami 24

OAKLAND 19, MIAMI 17 (1 tie)

(formerly Los Angeles)

9/2/66 – Oakland 23, at Miami 14
 10/9/66 – at Oakland 21, Miami 10
 11/19/67 – at Oakland 31, Miami 17
 9/21/68 – Oakland 47, at Miami 21
 9/20/69 – at Oakland 20, Miami 17
 10/4/69 – at Miami 20, Oakland 20 (tie)
 10/3/70 – at Miami 20, Oakland 13
 12/27/70 – *at Oakland 21, Miami 14
 9/23/73 – at Oakland 12, Miami 7 (at Berkeley)
 12/30/73 – **at Miami 27, Oakland 10
 12/21/74 – *at Oakland 28, Miami 26
 9/22/75 – Oakland 31, at Miami 21
 12/10/78 – at Miami 23, Oakland 6
 10/8/79 – at Oakland 13, Miami 3
 11/2/80 – at Oakland 16, Miami 10
 11/15/81 – Oakland 33, at Miami 17
 9/19/83 – at L.A. Raiders 27, Miami 14
 12/2/84 – L.A. Raiders 45, at Miami 34
 10/19/86 – L.A. Raiders 30, at Miami 28
 10/9/88 – Miami 24, at L.A. Raiders 14
 11/19/90 – L.A. Raiders 13, at Miami 10
 12/14/92 – at Miami 20, L.A. Raiders 7
 10/16/94 – at Miami 20, L.A. Raiders 17(ot)
 12/1/96 – at Oakland 17, Miami 7
 11/30/97 – Miami 34, at Oakland 16
 12/6/98 – Miami 27, at Oakland 17
 10/31/99 – Miami 16, at Oakland 9
 1/6/01 – *at Oakland 27, Miami 0
 9/23/01 – at Miami 18, Oakland 15
 12/15/02 – at Miami 23, Oakland 17
 11/27/05 – Miami 33, at Oakland 21
 9/30/07 – Oakland 35, at Miami 17
 11/16/08 – at Miami 17, Oakland 15
 11/28/10 – Miami 33, at Oakland 17
 12/4/11 – at Miami 34, Oakland 14
 9/16/12 – at Miami 35, Oakland 13
 9/28/14 – Miami 38, at Oakland 14 (at London, England)

MIAMI 7, PHILADELPHIA 6

11/8/70 – at Philadelphia 24, Miami 17
 10/12/75 – at Miami 24, Philadelphia 16
 9/24/78 – at Philadelphia 17, Miami 3
 11/30/81 – at Miami 13, Philadelphia 10
 11/11/84 – at Miami 24, Philadelphia 23
 12/13/87 – Miami 28, at Philadelphia 10
 12/9/90 – at Miami 23, Philadelphia 20 (ot)
 11/14/93 – Miami 19, at Philadelphia 14
 10/20/96 – at Philadelphia 35, Miami 28
 10/24/99 – at Miami 16, Philadelphia 13
 12/15/03 – Philadelphia 34, at Miami 27
 11/18/07 – at Philadelphia 17, Miami 7
 12/11/11 – Philadelphia 26, at Miami 10

PITTSBURGH 13, MIAMI 12

11/14/71 – at Miami 24, Pittsburgh 21
 12/31/72 – **Miami 21, at Pittsburgh 17
 12/3/73 – at Miami 30, Pittsburgh 26
 11/14/76 – at Pittsburgh 14, Miami 3
 12/30/79 – *at Pittsburgh 34, Miami 14
 11/30/80 – at Pittsburgh 23, Miami 10
 9/10/81 – at Miami 30, Pittsburgh 10
 10/7/84 – Miami 31, at Pittsburgh 7
 1/6/85 – **at Miami 45, Pittsburgh 28

10/6/85 – at Miami 24, Pittsburgh 20
 11/1/87 – at Miami 35, Pittsburgh 24
 12/18/88 – at Pittsburgh 40, Miami 24
 11/26/89 – Pittsburgh 34, at Miami 14
 9/30/90 – Miami 28, at Pittsburgh 6
 12/13/93 – Pittsburgh 21, at Miami 20
 11/20/94 – at Pittsburgh 16, Miami 13 (ot)
 9/18/95 – at Miami 23, Pittsburgh 10
 11/25/96 – Pittsburgh 24, at Miami 17
 9/20/98 – at Miami 21, Pittsburgh 0
 9/26/04 – Pittsburgh 13, at Miami 3
 9/7/06 – at Pittsburgh 28, Miami 17
 11/26/07 – at Pittsburgh 3, Miami 0
 1/3/10 – Pittsburgh 30, at Miami 24
 10/24/10 – Pittsburgh 23, at Miami 22
 12/8/13 – Miami 34, at Pittsburgh 28

MIAMI 10, ST. LOUIS 2

(formerly Los Angeles)

10/31/71 – Miami 20, at Los Angeles 14
 10/3/76 – Los Angeles 31, at Miami 28
 11/9/80 – Miami 35, at Los Angeles 14
 10/30/83 – at Miami 30, L.A. Rams 14
 12/14/86 – Miami 37, at L.A. Rams 31 (ot)
 9/20/92 – at Miami 26, L.A. Rams 10
 12/24/95 – Miami 41, at St. Louis 22
 10/18/98 – at Miami 14, St. Louis 0
 9/30/01 – at St. Louis 42, Miami 10
 10/24/04 – at Miami 31, St. Louis 14
 11/30/08 – Miami 16, at St. Louis 12
 10/14/12 – at Miami 17, St. Louis 14

MIAMI 16, SAN DIEGO 14

10/2/66 – at San Diego 44, Miami 10
 11/12/67 – at San Diego 24, Miami 0
 12/10/67 – at Miami 41, San Diego 24
 11/3/68 – at San Diego 34, Miami 28
 10/11/69 – San Diego 21, at Miami 14
 10/15/72 – at Miami 24, San Diego 10
 9/29/74 – Miami 28, at San Diego 21
 10/30/77 – San Diego 14, at Miami 13
 10/15/78 – Miami 28, at San Diego 21
 11/20/80 – San Diego 27, at Miami 24 (ot)
 1/2/82 – *San Diego 41, at Miami 38 (ot)
 1/16/83 – *at Miami 34, San Diego 13
 11/18/84 – at San Diego 34, Miami 28 (ot)
 9/7/86 – at San Diego 50, Miami 28
 10/16/88 – at Miami 31, San Diego 28
 12/15/91 – at San Diego 38, Miami 30
 1/10/93 – *at Miami 31, San Diego 0
 12/27/93 – at San Diego 45, Miami 20
 11/8/95 – * at San Diego 22, Miami 21
 11/5/95 – Miami 24, at San Diego 14
 12/19/99 – at Miami 12, San Diego 9
 11/12/00 – Miami 17, at San Diego 7
 11/24/02 – at Miami 30, San Diego 3
 10/27/03 – Miami 26, San Diego 10 (at Tempe, Ariz.)
 12/11/05 – Miami 23, at San Diego 21
 10/5/08 – at Miami 17, San Diego 10
 9/27/09 – at San Diego 23, Miami 13
 10/2/11 – at San Diego 26, Miami 16
 11/17/13 – at Miami 20, San Diego 16
 11/2/14 – at Miami 37, San Diego 0

MIAMI 6, SAN FRANCISCO 6

9/16/73 – at Miami 21, San Francisco 13
 9/25/77 – Miami 19, at San Francisco 15
 11/16/80 – at Miami 17, San Francisco 13
 11/6/83 – Miami 20, at San Francisco 17
 1/20/85 – ***San Francisco 38, Miami 16
 9/28/86 – San Francisco 31, at Miami 16

12/6/92 – at San Francisco 27, Miami 3
 11/20/95 – San Francisco 44, at Miami 20
 12/16/01 – at San Francisco 21, Miami 0
 11/28/04 – Miami 24, at San Francisco 17
 12/14/08 – at Miami 14, San Francisco 9
 12/9/12 – at San Francisco 27, Miami 13

MIAMI 10, SEATTLE 4

10/23/77 – at Miami 31, Seattle 13
 9/9/79 – at Miami 19, Seattle 10
 12/31/83 – *Seattle 27, at Miami 20
 12/29/84 – *at Miami 31, Seattle 10
 10/4/87 – at Seattle 24, Miami 20
 12/16/90 – at Miami 24, Seattle 17
 9/27/92 – Miami 19, at Seattle 17
 10/6/96 – Seattle 22, at Miami 15
 1/9/00 – *Miami 20, at Seattle 17
 9/3/00 – at Miami 23, Seattle 0
 10/28/01 – Miami 24, at Seattle 20
 11/21/04 – at Seattle 24, Miami 17
 11/9/08 – at Miami 21, Seattle 19
 11/25/12 – at Miami 24, Seattle 21

MIAMI 5, TAMPA BAY 5

10/24/76 – Miami 23, at Tampa Bay 20
 11/29/82 – at Tampa Bay 23, Miami 17
 10/20/85 – at Miami 41, Tampa Bay 38
 10/30/88 – Miami 17, at Tampa Bay 14
 12/1/91 – at Miami 33, Tampa Bay 14
 9/21/97 – at Tampa Bay 31, Miami 21
 12/10/00 – Tampa Bay 16, at Miami 13
 10/16/05 – at Tampa Bay 27, Miami 13
 11/15/09 – at Miami 25, Tampa Bay 23
 11/11/13 – at Tampa Bay 22, Miami 19

MIAMI 18, TENNESSEE 16

(formerly Houston)

10/23/66 – Miami 20, at Houston 13
 12/18/66 – at Miami 29, Houston 28
 12/3/67 – at Houston 17, Miami 14
 12/23/67 – Houston 41, at Miami 10
 9/14/68 – Houston 24, at Miami 10
 10/6/68 – Miami 24, at Houston 7
 9/28/69 – at Houston 22, Miami 10
 11/23/69 – Houston 32, at Miami 7
 9/27/70 – Miami 20, at Houston 10
 9/24/72 – at Miami 34, Houston 13
 11/16/75 – at Houston 20, Miami 19
 10/2/77 – at Miami 27, Houston 7
 11/20/78 – at Houston 35, Miami 30
 12/24/78 – *Houston 17, at Miami 9
 11/5/79 – Houston 9, at Miami 6
 9/20/81 – Miami 16, at Houston 10
 12/4/83 – Miami 24, at Houston 17
 10/14/84 – at Miami 28, Houston 10
 9/8/85 – at Houston 26, Miami 23
 11/2/86 – at Miami 28, Houston 7
 10/1/89 – at Houston 39, Miami 7
 10/20/91 – Houston 17, at Miami 13
 11/22/92 – at Miami 19, Houston 16
 11/17/96 – Miami 23, at Houston 20
 9/7/97 – at Miami 16, Tennessee 13 (ot)
 11/7/99 – at Miami 17, Tennessee 0
 9/9/01 – Miami 31, at Tennessee 23
 11/9/03 – at Tennessee 31, Miami 7
 9/11/04# – Tennessee 17, at Miami 7
 12/24/05 – at Miami 24, Tennessee 10
 9/24/06 – at Miami 13, Tennessee 10
 12/20/09 – at Tennessee 27, Miami 24 (ot)
 11/14/10 – at Miami 29, Tennessee 17
 11/11/12 – Tennessee 37, at Miami 3

MIAMI 8, WASHINGTON 5

1/14/73 – *** Miami 14, Washington 7
 10/13/74 – at Washington 20, Miami 17
 12/3/78 – Miami 16, at Washington 0
 10/18/81 – at Miami 13, Washington 10
 1/30/83 – *** Washington 27, Miami 17
 9/2/84 – Miami 35, at Washington 17
 12/20/87 – at Miami 23, Washington 21
 12/2/90 – at Washington 42, Miami 20
 10/4/93 – at Miami 17, Washington 10
 1/2/00 – at Washington 21, Miami 10

11/23/03 – at Miami 24, Washington 23
 9/9/07 – at Washington 16, Miami 13(ot)
 11/13/11 – at Miami 20, Washington 9

* AFC Playoff ** AFC Championship
 ***Super Bowl

\$ - Game originally scheduled for 9/7/92
 @ - Game originally scheduled for 10/26/97
 # - Game originally scheduled for 9/12/04
 % - Game originally scheduled for 10/23/05

ALL-TIME DOLPHINS WON-LOST RECORDS

(includes post-season games)

OPPONENT	W	L	T	PCT.	PTS.	OPP.	LAST MTG.
Arizona	8	3	0	.727	300	177	2012
Atlanta	8	4	0	.667	250	223	2013
Baltimore	5	7	0	.417	194	232	2014
Buffalo	58	43	1	.574	2186	1950	2014
Carolina	4	1	0	.800	103	76	2013
Chicago	8	4	0	.667	304	208	2014
Cincinnati	16	5	0	.762	496	359	2013
Cleveland	10	8	0	.556	336	346	2013
Dallas	7	6	0	.538	237	265	2011
Denver	11	6	1	.639	406	355	2014
Detroit	7	4	0	.636	298	208	2014
Green Bay	10	4	0	.714	333	256	2014
Houston	0	7	0	.000	125	169	2012
Indianapolis	47	25	0	.653	1629	1227	2013
Jacksonville	4	3	0	.571	127	150	2014
Kansas City	16	13	0	.552	572	595	2014
Minnesota	8	4	0	.667	254	219	2014
New England	52	47	0	.525	2134	2091	2014
New Orleans	6	5	0	.545	246	227	2013
New York Giants	2	5	0	.286	97	112	2011
New York Jets	47	51	1	.480	2156	2098	2014
Oakland	17	19	1	.473	749	745	2014
Philadelphia	7	6	0	.538	239	259	2011
Pittsburgh	12	13	0	.480	527	500	2013
St. Louis	10	2	0	.833	305	218	2012
San Diego	16	14	0	.533	706	650	2014
San Francisco	6	6	0	.500	183	272	2012
Seattle	10	4	0	.714	308	241	2012
Tampa Bay	5	5	0	.500	222	228	2013
Tennessee	18	16	0	.529	621	642	2012
Washington	8	5	0	.615	239	223	2011
TOTALS	443	345	4	.562	16,887	15,524	

WAKE FOUR TIMES NAMED ONE OF NFL'S TOP 100 PLAYERS

During the past five offseasons, the NFL Network has aired a series called "The Top 100: Players", which featured a listing of the top 100 players currently in the NFL as voted on by the players themselves. Dolphins four-time Pro Bowl defensive end Cameron Wake ranked in top 100 in four of the seasons, finishing 39th in 2015; 66th in 2014, 89th in 2013 and 63rd in 2011. Other Dolphins who have appeared on the list include cornerback Brent Grimes, finishing 38th in 2015 and 95th in 2014; tight end Charles Clay, ranked 89th in 2014; tackle Jake Long, finishing 59th in 2012 and 28th overall in 2011; and former wide receiver Brandon Marshall, ranked 61st on the 2011 list.

MIAMI IN PRESEASON

OPPONENT	W	L	T	PCT.	PTS.	OPP.	LAST MTG.
Arizona	1	0	0	1.000	28	7	1978
Atlanta	5	8	0	.385	219	272	2014
Buffalo	3	0	1	.875	99	72	1987
Carolina	2	2	0	.500	74	69	2012
Chicago	4	8	1	.346	206	203	2005
Cincinnati	4	3	0	.571	120	117	1975
Cleveland	0	1	0	.000	10	17	1986
Dallas	3	6	0	.333	184	191	2014
Denver	6	5	0	.545	240	222	1997
Detroit	6	1	0	.857	180	134	1999
Green Bay.....	4	5	0	.444	139	141	2001
Houston	1	1	0	.500	41	27	2013
Indianapolis	2	2	0	.500	67	61	1984
Jacksonville	6	4	0	.600	206	183	2013
Kansas City	3	1	1	.700	84	67	2008
Minnesota	8	12	0	.400	317	391	2001
New England	1	1	0	.500	30	19	1969
New Orleans	14	7	0	.667	374	312	2013
N.Y. Giants	6	0	0	1.000	141	86	1994
N.Y. Jets	0	1	0	.000	14	31	1966
Oakland	3	0	0	1.000	71	57	1991
Philadelphia	5	4	0	.556	153	128	1990
Pittsburgh	2	2	0	.500	53	54	2005
St. Louis	3	2	0	.600	83	84	2014
San Diego	1	3	0	.250	62	91	2001
San Francisco	3	0	1	.875	82	65	1998
Seattle	1	0	0	1.000	24	7	1980
Tampa Bay	17	12	0	.586	463	432	2014
Tennessee	1	1	0	.500	20	32	1989
Washington	9	5	0	.643	307	238	2004
TOTALS	124	97	4	.561	4,091	3,810	

2014 DOLPHINS PRESEASON STATISTICS

PRESEASON RESULTS (3-1)

DATE	OPPONENT	SCORE	W/L	ATTENDANCE
Aug. 8	at Atlanta	10-16	L	68,540
Aug. 16	at Tampa Bay	20-14	W	50,555
AUG. 23	DALLAS	25-20	W	55,623
AUG. 28	ST. LOUIS	14-13	W	43,340

TEAM STATISTICS

	DOLPHINS	OPPONENTS
TOTAL FIRST DOWNS	72	72
Rushing	19	13
Passing	42	46
Penalty	11	13
3rd Down: Made/Attempts	21/57	20/60
3rd Down Percentage.....	36.8	33.3
4th Down: Made/Attempts.....	3/4	2/4
4th Down Percentage.....	75.0	50.0
POSSESSION AVERAGE	29:12	30:48
TOTAL NET YARDS.....	1301	1138
Average Per Game	325.3	284.5
Total Plays.....	259	256
Average Per Play	5.0	4.4
NET YARDS RUSHING	377	356
Average Per Game	94.3	89.0
Total Rushes	111	109

NET YARDS PASSING	924	782
Average Per Game	231.0	195.5
Sacked/Yards Lost	4/28	13/72
Gross Yards.....	952	854
Attempts/Completions	144/88	134/69
Completion Percentage.....	61.1	51.5
Had Intercepted	3	0
PUNTS/AVERAGE	22/46.8	26/49.1
NET PUNTING AVERAGE	22/41.0	26/39.6
PENALTIES/YARDS.....	36/277	39/306
FUMBLES/BALL LOST	6/3	5/2
TOUCHDOWNS	8	6
Rushing	4	1
Passing.....	4	4
Returns.....	0	1

Score By Quarters	1	2	3	4	OT	Total
DOLPHINS.....	13	10	18	28	0	69
OPPONENTS.....	10	23	13	17	0	63

RUSHING

	NO.	YDS.	AVG.	LG	TD
Darkwa	25	112	4.5	53	1
Damie. Williams	27	69	2.6	20	2
Moreno	10	64	6.4	19	0
L. Miller	14	48	3.4	11	0
Dan. Thomas.....	13	38	2.9	9	1
Gillislee	8	30	3.8	10	0
Marshall.....	4	11	2.8	5	0
Tannehill	2	6	3.0	7	0
Lobato.....	3	5	1.7	6	0
Quinn	2	1	0.5	2	0
Mat. Moore.....	3	-7	-2.3	-1	0
DOLPHINS	111	377	3.4	53	4
OPPONENTS	109	356	3.3	14	1

PASSING

	ATT.	COMP.	YDS.	PCT.	TD	INT.	LG	SACK/ LOST	RATING
Lobato	53	26	271	49.1	1	1	30	2/17	62.7
Mat. Moore	46	30	368	65.2	2	1	54	1/1	95.2
Tannehill	41	28	291	68.3	1	1	36	1/10	86.5
Quinn	4	4	22	100.0	0	0	8	0/0	89.6
DOLPHINS	144	88	952	61.1	4	3	54	4/28	81.1
OPPONENTS	134	69	854	51.5	4	0	57	13/72	81.5

RECEIVING

	NO.	YDS.	AVG.	LG	TD
Landry	7	73	10.4	26	0
Darkwa	7	53	7.6	15	0
Matthews	6	91	15.2	36	1
Hazel	6	87	14.5	22t	1
M. Wallace.....	6	67	11.2	21	0
Cone	6	59	9.8	21	0
Damie. Williams.....	6	36	6.0	12	0
L. Miller	6	31	5.2	13	0
Brackett	5	69	13.8	30	0
Damia. Williams.....	4	100	25.0	54	0
Gibson	4	42	10.5	16	1
Binns	4	39	9.8	21	0
K. Miller	4	38	9.5	14	0
Hartline	4	30	7.5	16	0

Thigpen	3	27	9.0	15	0
Hoskins	2	32	16.0	27t	1
Sims	2	14	7.0	8	0
Spadola	1	27	27.0	27	0
Clay	1	18	18.0	18	0
Marshall	1	8	8.0	8	0
Egnew	1	7	7.0	7	0
E. Wilson	1	6	6.0	6	0
Gillisle	1	-2	-2.0	-2	0
DOLPHINS	88	952	10.8	54	4
OPPONENTS	69	854	12.4	57	4

INTERCEPTIONS

	NO.	YDS.	AVG.	LG	TD
TEAM	0	0	0.0	0	0
OPPONENTS	3	22	7.3	12	1

PUNTING

	NO.	YDS.	AVG.	NET	TB	IN 20	LG	BLK
Fields	22	1030	46.8	41.0	1	7	60	0
DOLPHINS	22	1030	46.8	41.0	1	7	60	0
OPPONENTS	26	1276	49.1	39.6	2	9	76	0

PUNT RETURNS

	RET.	FC	YDS.	AVG.	LG	TD
Thigpen	5	2	81	16.2	32	0
Landry	4	3	74	18.5	48	0
Damia. Williams	4	1	38	9.5	26	0
Fogg	1	0	13	13.0	13	0
DOLPHINS	14	6	206	14.7	48	0
OPPONENTS	15	2	109	7.3	21	0

KICKOFF RETURNS

	NO.	YDS.	AVG.	LG	TD
Landry	4	93	23.3	26	0
Damie. Williams	3	82	27.3	38	0
Thigpen	2	56	28.0	31	0
Darkwa	1	29	29.0	29	0
Fogg	1	16	16.0	16	0
DOLPHINS	11	276	25.1	38	0
OPPONENTS	15	388	25.9	50	0

FIELD GOALS

	1-19	20-29	30-39	40-49	50+	TOTALS
Potter	0/0	1/1	0/0	1/1	1/1	3/3
Hrapmann	0/0	0/0	0/0	1/1	0/0	1/1
Sturgis	0/0	0/0	0/0	0/0	0/1	0/1
DOLPHINS	0/0	1/1	0/0	2/2	1/2	4/5
OPPONENTS	0/0	2/2	1/1	1/1	3/4	7/8

SCORING

	TDR	TDP	TDRt	PAT	FG	S	2-PT	TP
Damie. Williams	2	0	0	0/0	0/0	0	1	14
Potter	0	0	0	2/2	3/3	0	0	11
Darkwa	1	0	0	0/0	0/0	0	1	8
Gibson	0	1	0	0/0	0/0	0	0	6
Hazel	0	1	0	0/0	0/0	0	0	6
Hoskins	0	1	0	0/0	0/0	0	0	6
Matthews	0	1	0	0/0	0/0	0	0	6
Dan. Thomas	1	0	0	0/0	0/0	0	0	6
Hrapmann	0	0	0	1/1	1/1	0	0	4

Sturgis	0	0	0	2/2	0/1	0	0	2
DOLPHINS	4	4	0	5/5	4/5	0	2	69
OPPONENTS	1	4	1	6/6	7/8	0	0	63

TWO-POINT CONVERSIONS

Darkwa 1, Damie. Williams 1.

DOLPHINS 2-3, OPPONENTS 0-0

SACKS

McCain 2, Vernon 2, Wake 2, K. Johnson 1.5, Fede 1, Jenkins 1, Jordan 1, Odrick 1, G. Smith 1, A. Johnson 0.5.

DOLPHINS 13.0, OPPONENTS 4.0

2014 PRESEASON DEFENSIVE STATISTICS

PLAYER	SOLO	ASST.	TOTAL TACK.	SACKS/ YDS	INT/ YARDS	PASS DEF	TACKLES FOR LOSS	QB HITS	FUM. FOR.	FUM. REC.
M. Thomas,	12	2	14	0/0	0	1	1	0	0	0
Jenkins	10	3	13	1/8	0	0	2	1	0	0
Ellerbe	9	2	11	0/0	0	0	0	0	0	0
Trusnik	9	1	10	0/0	0	0	0	0	0	0
Aikens	9	1	10	0/0	0	0	0	1	0	0
Misi	7	2	9	0/0	0	0	0	0	0	0
McCain	7	0	7	2/11	0	1	2	3	0	0
Grimes	7	0	7	0/0	0	0	0	0	1	0
A. Wilson	6	1	7	0/0	0	0	0	1	0	0
Fogg	6	0	6	0/0	0	1	0	0	0	0
Finnegan	6	0	6	0/0	0	1	0	0	0	0
Jordan	5	1	6	1/6	0	0	0	2	1	0
Taylor	5	1	6	0/0	0	2	0	0	0	0
K. Johnson	4	2	6	1.5/5	0	0	1	2	0	0
Tripp	4	2	6	0/0	0	1	0	0	0	0
Freeny	3	3	6	0/0	0	0	0	0	0	0
Smith	5	0	5	1/7	0	0	3	1	0	0
Aaitui	5	0	5	0/0	0	0	1	0	0	0
Mims	5	0	5	0/0	0	0	0	1	0	0
Mitchell	4	1	5	0/0	0	0	0	0	0	0
A. Johnson	2	3	5	0.5/4	0	0	1	1	0	0
Vernon	4	0	4	2/10	0	0	1	2	1	0
Davis	4	0	4	0/0	0	4	0	0	0	0
R. Jones	4	0	4	0/0	0	1	1	0	0	0
Reed	4	0	4	0/0	0	1	0	0	0	0
Wake	3	1	4	2/16	0	1	2	3	0	0
Fede	3	1	4	1/5	0	0	2	1	0	1
Delmas	3	1	4	0/0	0	0	0	0	0	0
J. Wilson	3	0	3	0/0	0	0	0	0	0	0
Odrick	2	0	2	1/0	0	0	0	1	0	0
Kovacs	2	0	2	0/0	0	0	0	0	0	0
Starks	2	0	2	0/0	0	0	1	0	0	0
Shelby	2	0	2	0/0	0	0	0	0	0	0
D. Jones	1	1	2	0/0	0	0	0	0	0	0
Brown	1	0	1	0/0	0	1	0	0	0	0
Wheeler	1	0	1	0/0	0	0	1	2	0	0
Wright	1	0	1	0/0	0	0	0	0	0	0
Clarke	1	0	1	0/0	0	0	0	0	0	0
Francis	0	1	1	0/0	0	0	0	0	0	0

NOTE: Special teams and miscellaneous tackles not included above.

2014 PRESEASON SPECIAL TEAMS STATISTICS

PLAYER	TOTAL TACK.	SOLO	ASST.	FUM. FOR.	FUM. REC.	BLOCKED FG	BLOCKED PATs	BLOCKED PUNTS
A. Wilson	4	4	0	0	0	0	0	0
Jenkins	3	3	0	0	0	0	0	0
Kovacs	3	3	0	0	0	0	0	0
M. Thomas	2	2	0	0	0	0	0	0
Darkwa	2	2	0	0	0	0	0	0
Taylor	2	2	0	0	0	0	0	0
Fogg	2	2	0	0	0	0	0	0
Trusnik	2	2	0	0	0	0	0	0
McCain	1	1	0	0	0	0	0	0
Davis	1	0	1	0	0	0	0	0
Freeny	1	1	0	0	1	0	0	0
Tripp	1	1	0	0	0	0	0	0
Denney	1	1	0	0	0	0	0	0
Clarke	1	1	0	0	0	0	0	0
Marshall	1	1	0	0	0	0	0	0
Cone	1	1	0	0	0	0	0	0
K. Miller	1	0	1	0	0	0	0	0
Gillislee	1	0	1	0	0	0	0	0
D. Jones	1	1	0	0	0	0	0	0
M. Thigpen	0	0	0	0	1	0	0	0

2014 PRESEASON GAME SUMMARIES

PRESEASON GAME 1

FALCONS 16, DOLPHINS 10
August 8, 2014

Georgia Dome
Atlanta, GA

The Dolphins preseason schedule kicked off, and things couldn't have gotten off to a better start. With a lot of anticipation as to how the new offense would function against an opponent, the Dolphins answered the call by marching 73 yards for a touchdown and a 7-0 lead just 4:59 into the game. To put it into perspective, the Dolphins hadn't scored a touchdown on their opening drive of the preseason since 1988 when their quarterback was a fellow by the name of Marino. The Miami touchdown came on a 6-yard pass from Ryan Tannehill to wide receiver Brandon Gibson, who provided more proof he was back from the knee injury that cut short his 2013 season. Tannehill was flawless on that drive, completing all six of his passes for 62 yards. Among his completions was a 36-yard hook-up with Rishard Matthews, the longest preseason completion of Tannehill's NFL career. His previous long had been a 33-yard pass to Mike Wallace at Houston last August. Along with Tannehill's passing, the rest of the drive consisted of four Lamar Miller runs good for 11 yards, including a 4-yard gain to convert a third-and-1 from the Miami 48-yard line. Making it all possible was the new-look offensive line, which provided Tannehill with great pass protection, although the quarterback helped his cause with nice play fakes. Making that first drive more impressive was the fact it was accomplished with Mike Wallace, Brian Hartline and Charles Clay all watching the game from the sidelines. The Dolphins ended up losing 16-10 in a penalty-filled game after a fumble by rookie quarterback Seth Lobato ended a late Miami drive that had reached the Atlanta 5-yard line. The Dolphins had one last shot after getting the ball at midfield at the two-minute warning, but their final drive ended on downs. The first drive was all the action Tannehill saw against Atlanta as he gave way to Lobato while both Matt Moore and Pat Devlin sat out the game with minor injuries. Left tackle Branden Albert, Miller and Gibson also were done after the first drive, but the rest of the starting offensive line — left guard Daryn Colledge, center Samson Satele, right guard Dallas Thomas and right tackle Ja'Wuan James — continued to see action throughout the first half and James even got snaps in the third quarter. While clearly the highlight of the evening for the Dolphins, the performance of Tannehill and the first-team offense was far from the only noteworthy performances. Rookie wide receiver Jarvis Landry, who has attracted a lot of attention with his strong performance in training camp set up a 42-yard field goal by Daniel Hrapmann — kicking just two days after being signed — with an electrifying 48-yard punt return. Landry began the return with a quick move to elude the first defender and later broke a tackle to gain an additional 20 yards. The return was the longest for the Dolphins in a preseason game since Phillip Livas had a 75-yard touchdown in 2011, also at the Georgia Dome. Landry's punt return came after Marcus Thigpen had brought back a punt 28 yards. On defense, second-year cornerback Will Davis broke up a handful of passes, although he

did get flagged for pass interference late in the second quarter. Early in the second half, rookie defensive tackles Anthony Johnson and Garrison Smith both dropped Atlanta running backs for significant losses. Tight end Brett Brackett, re-signed this week days after being released, had two long receptions, a 22-yard gain in the first half and a 30-yard gain in the fourth quarter. Brackett also had a 5-yard catch on the Dolphins' last possession. In the end, though, the Dolphins left the Georgia Dome knowing they still have plenty of work to do in the weeks leading up to the start of the regular season. That includes the defense, a group that wasn't happy about a fairly significant number of missed tackles.

		DOLPHINS		7	3	0	0	-	10
		FALCONS		7	3	3	3	-	16
TEAM	QTR	TIME	PLAY DESCRIPTION				DRIVE INFO	MIA	ATL
Dolphins	1	10:01	Gibson 6 yd. pass from Tannehill (Hrapmann kick)				10-73, 4:59	7	0
Falcons	1	0:45	Rodgers 2 yd. run (Bryant kick)				15-77, 9:16	7	7
Dolphins	2	6:58	Hrapmann 42 yd. Field Goal				4-4, 1:17	10	7
Falcons	2	0:00	Bryant 21 yd. Field Goal				14-85, 2:08	10	10
Falcons	3	1:40	Castillo 21 yd. Field Goal				13-76, 6:59	10	13
Falcons	4	12:17	Castillo 34 yd. Field Goal				7-68, 2:33	10	16

ATT. – 68,540

	DOLPHINS	FALCONS
TOTAL FIRST DOWNS	12	21
THIRD DOWN EFFICIENCY	5-14-36%	8-17-47%
FOURTH DOWN EFFICIENCY	1-2-50%	0-0-0%
TOTAL NET YARDS	229	372
NET YARDS RUSHING	52	84
NET YARDS PASSING	177	288
PASS ATTEMPTS-COMPLETIONS-HAD INTERCEPTED	34-20-0	38-20-0
KICKOFFS Number-In End Zone-Touchbacks	3-2-0	4-3-0
PUNTS Number and Average	6-47.5	6-50.8
FGs - PATs Had Blocked	0-0	0-0
TOTAL RETURN YARDAGE (Not Including Kickoffs)	111	33
PENALTIES Number and Yards	10-78	9-82
FUMBLES Number and Lost	1-1	0-0
TOUCHDOWNS	1	1
EXTRA POINTS Made-Attempts	1-1	1-1
FIELD GOALS Made-Attempts	1-1	3-3
RED ZONE EFFICIENCY	1-3-33%	1-4-25%
GOAL TO GO EFFICIENCY	1-2-50%	1-2-50%
SAFETIES	0	0
TIME OF POSSESSION	26:58	33:02

INDIVIDUAL STATISTICS

RUSHING: Miami: Gillislee 8-30, L. Miller 4-11, Darkwa 2-9, Da. Williams 6-2, Lobato 1-0.
Atlanta: Freeman 10-50, Rodgers 7-20, Yates 2-8, A. Smith 3-5, Vaughan 7-1. Renfree 3-0.

PASSING: Miami: Lobato 14-28-124-0-0, Tannehill 6-6-62-1-0
Atlanta: Yates 7-16-127-0-0, Renfree 6-15-108-0-0, Ryan 7-7-53-0-0

RECEIVING: Miami: Brackett 3-57, Da. Williams 3-18, Matthews 2-40, Cone 2-19, Gibson 2-14, L. Miller 2-8, K. Miller 1-14, Thigpen 1-10, Binns 1-6, Darkwa 1-3, Landry 1-(-1), Gillislee 1-(-2).
Atlanta: R. White 4-27, Reedy 2-61, Roby 2-27, Shuler 2-23, Toilolo 2-19, Hagens 2-15, Freeman 1-57, Boldewijn 1-18, Douglas 1-17, Thompson 1-13, Pascoe 1-6, A. Smith 1-5.7.

SACKS: Miami: None.
Atlanta: Shembo 1-9.

INTERCEPTIONS: Miami: None.
Atlanta: None.

PRESEASON GAME 2

DOLPHINS 20, BUCCANEERS 14
August 16, 2014

Raymond James Stadium
Tampa, FL

Quarterback Matt Moore, who sat out the preseason opener against the Atlanta Falcons while nursing a minor shoulder injury, led touchdown drives at the end of the second quarter and the start of the third to lead the Dolphins to a 20-14 victory against the Buccaneers at Raymond James Stadium. In five series of action after replacing starter Ryan Tannehill against Tampa Bay, Moore completed an impressive 13 of 19 passes for 158 yards with one touchdown and no interceptions. Moore was especially impressive at the end of the first half when he directed a drive that covered 71 yards on eight plays and took only 1:33. Moore had completions of 19 yards to Rishard Matthews and 18 yards to Damian Williams before capping the drive with a perfectly thrown fade pass to Matthews for a 9-yard touchdown. On the Dolphins' second touchdown drive, which ended with a 1-yard run by rookie free agent running back Damien Williams, Moore had a pair of 21-yard completions, to Kevin Cone and to Armon Binns. The two touchdowns turned a 7-3 deficit into a 17-7 Dolphins lead that became 20-7 when new kicker John Potter kicked a 51-yard field

goal. That came five plays after Terrence Fede recovered a fumble by Tampa Bay quarterback Mike Glennon after a strip/sack by defensive end Dion Jordan. Fede, the rookie seventh-round pick from Marist College, continued his strong showing as he also had a sack in the fourth quarter. All told, the Dolphins ended up with five sacks. The first two were group efforts, but one was credited to Jared Odrick and the other to Olivier Vernon, while rookie defensive tackle Kamal Johnson recorded one late in the fourth quarter. Before allowing a touchdown with only 15 seconds left and the outcome no longer in doubt, the Dolphins defense dominated in the second half. Miami held Tampa Bay to 103 yards after halftime, and 55 of those came on that final drive. While Tannehill wasn't able to get the Dolphins into the end zone the way he did in his only drive of action in the preseason opener against Atlanta, he still had his moments against the Buccaneers. Tannehill finished a highly respectable 9-for-14 for 110 yards in three series of action. His best throw was a slant to rookie Jarvis Landry for a 27-yard gain that set up Potter's first field goal, a 48-yarder in the first quarter. Tannehill also had completions of 12 and 16 yards to Brandon Gibson. None of the Dolphins quarterbacks on this night — Tannehill, Moore and Brady Quinn — got much help from the running game, as Miami was held to only 46 yards on 28 attempts (a 1.8 average). Tannehill's only blemish came on his last play of the game, which was the first snap of the second quarter. Tannehill fumbled when he was hit by defensive tackle Gerald McCoy and the Buccaneers recovered the loose ball at the Dolphins 25-yard line. Tampa Bay took advantage of the turnover, scoring four plays later when Josh McCown hit Vincent Jackson with a perfectly thrown 7-yard touchdown pass in the back of the end zone with Brent Grimes in tight coverage. Grimes came up with the biggest defensive play of the game later in the first half when he knocked the ball loose from Tampa Bay rookie wide receiver Mike Evans as he prepared to cross the goal line and complete a 42-yard touchdown. Officials initially ruled the play a touchdown, but after review it was determined that Evans had lost control of the ball before crossing the goal line and since the ball had gone out of bounds in the end zone, it became a touchback.

			DOLPHINS	3	7	10	0	-	20
			BUCCANEERS	0	7	0	7	-	14
TEAM	QTR	TIME	PLAY DESCRIPTION				DRIVE INFO	MIA	TB
Dolphins	1	4:47	Potter 48 yd. Field Goal				11-62, 4:47	3	0
Buccaneers	2	13:03	Jackson 7 yd. pass from McCown (Barth kick)				4-25, 1:51	3	7
Dolphins	2	0:08	Matthews 9 yd. pass from Moore (Potter kick)				8-71, 1:33	10	7
Dolphins	3	8:58	Da.Williams 1 yd. run (Potter kick)				9-71, 4:30	17	7
Dolphins	3	4:30	Potter 51 yd. Field Goal				5-5, 1:23	20	7
Buccaneers	4	0:14	Hawkins 13 yd. pass from Kafka (Murray kick)				11-75, 1:35	20	14

ATT. – 50,555

	DOLPHINS	BUCCANEERS
TOTAL FIRST DOWNS	16	17
THIRD DOWN EFFICIENCY	5-14-36%	2-13-15%
FOURTH DOWN EFFICIENCY	0-0-0%	1-1-100%
TOTAL NET YARDS	326	250
NET YARDS RUSHING	46	91
NET YARDS PASSING	280	159
PASS ATTEMPTS-COMPLETIONS-HAD INTERCEPTED	37-26-0	30-15-0
KICKOFFS Number-In End Zone-Touchbacks	5-3-0	3-1-1
PUNTS Number and Average	7-50.1	8-43.5
FGs - PATs Had Blocked	0-0	0-0
TOTAL RETURN YARDAGE (Not Including Kickoffs)	0	62
PENALTIES Number and Yards	12-111	6-54
FUMBLES Number and Lost	1-1	4-2
TOUCHDOWNS	2	2
EXTRA POINTS Made-Attempts	2-2	2-2
FIELD GOALS Made-Attempts	2-2	0-0
RED ZONE EFFICIENCY	2-2-100%	2-2-100%
GOAL TO GO EFFICIENCY	1-1-100%	1-1-100%
SAFETIES	0	0
TIME OF POSSESSION	31:14	28:46

INDIVIDUAL STATISTICS

RUSHING: Miami: Da. Williams 11-20, Darkwa 6-11, Marshall 4-11, L. Miller 3-3, Quinn 2-1.
Tampa Bay: Demps 8-31, Martin 6-24, James 3-18, Rainey 8-15, McCown 1-4, Kafka 1-0, Glennon 1-(-1).

PASSING: Miami: Moore 19-13-158-1-0, Tannehill 14-9-110-0-0, Quinn 4-4-22-0-0.
Tampa Bay: Glennon 12-6-77-0-0, Kafka 11-4-55-1-0, McCown 7-5-46-1-0.

RECEIVING: Miami: D. Williams 3-46, Matthews 3-43, Cone 2-30, Gibson 2-28, Binns 2-28, L. Miller 2-20, Darkwa 2-18, Brackett 2-12, Landry 1-26, Sims 1-8, Marshall 1-8, Egnew 1-7, Hartline 1-5, Hazel 1-5, Da. Williams 1-4, K. Miller 1-2.
Tampa Bay: Evans 2-52, Hawkins 2-25, Shepard 1-22, Lane 1-14, Seferian-Jenkins 1-14, Murphy 1-11, Myers 1-10, Patton 1-8, Jackson 1-7, Wright 1-5, Herron 1-4, Martin 1-4, Rainey 1-2.

SACKS: Miami: Vernon 1-7, K. Johnson 1-1, Jordan 1-6, Fede 1-5, Odrick 1-0.
Tampa Bay: McCoy 1-10.

INTERCEPTIONS: Miami: None.
Tampa Bay: None.

PRESEASON GAME 3

DOLPHINS 25, COWBOYS 20
August 23, 2014

Sun Life Stadium
Miami Gardens, FL

Running back Knowshon Moreno made his long-awaited debut in a Dolphins uniform, and he didn't disappoint. Actually, nothing about the Dolphins running game was a disappointment against the Dallas Cowboys. The Dolphins ended up with 200 yards rushing in their 25-20 victory, which was more than double their total for their first two preseason games of the summer and also their highest total in a preseason game since at least 2000. In his one half of action, the offseason free agent acquisition showed how he wound up rushing for more than 1,000 yards the previous season. Moreno gained 64 yards on 10 rushing attempts, starting with a 19-yard scamper on his very first carry of the preseason. Moreno, who began training camp on the Physically Unable to Perform list before being activated Aug. 6, also had runs of 11, 9 and 8 yards. As impressive as Moreno was, he wasn't the Dolphins' leading rusher on this night. That distinction went to rookie free agent Orleans Darkwa, who finished with 70 yards, including the game-winning 1-yard touchdown with 1:45 left. Darkwa, who also had a two-point conversion before his touchdown, jump-started the Dolphins' comeback from a 20-11 deficit with a 53-yard run. That was the longest in the preseason for a Dolphins running back since 2008 when Jalen Parmele went 80 yards against the Kansas City Chiefs. Despite missing starting linebacker Koa Misi, the first-team Dolphins defense also had a good night, holding the explosive Dallas offense to 110 total yards and two field goals in the first half. Defensive end Cameron Wake looked in midseason form, tipping a pass at the line on the first play from scrimmage and bringing down Tony Romo for two sacks. Olivier Vernon also had a sack in the first half. Offensively, wide receiver Mike Wallace had a productive game with six catches for 67 yards. Wallace and most of the first-team offense played into the third quarter, but the Dolphins managed only three points during that time. Quarterback Ryan Tannehill completed 13 of 21 passes for 119 yards, but his night ended with an interception at the Dallas 6-yard line. Matt Moore followed Tannehill and on his first drive led the Dolphins to a touchdown, thanks largely to his 54-yard completion to wide receiver Damien Williams. The drive ended with a 1-yard touchdown run by Damien Williams, who added a two-point conversion on a run after a great spin move helped him elude a Dallas defender in the offensive backfield. Damien Williams, a rookie free agent making a strong push for a roster spot, later had a 35-yard kickoff return where he broke a couple of tackles. Damien Williams set up the game-winning touchdown with a 26-yard punt return. Moore suffered an interception in the fourth quarter that was returned 9 yards for a touchdown by cornerback Tyler Patmon to make it 20-11 for the Cowboys. It also was Patmon who intercepted Tannehill in the first half. Moore rebounded with a 27-yard touchdown pass to rookie tight end Harold Hoskins and followed that up with the two-point conversion pass to Darkwa. The Dolphins' most productive drive of the first half was their first, as they marched 75 yards in 12 plays to take a 3-0 lead on John Potter's 26-yard field goal. In addition to Moreno's 19-yard run, the drive featured an 11-yard run by Lamar Miller on third-and-3 and an 18-yard completion from Tannehill to tight end Charles Clay, who like Moreno was making his preseason debut, for another third-down conversion. Potter, kicking with Caleb Sturgis sidelined by a groin injury, sustained a hip injury on his field goal, so punter Brandon Fields handled kickoff duties the rest of the way and the Dolphins went for two-point conversions after each of their three touchdowns, going 2-for-3 in that department. The Dolphins had two other first-half drives that reached Dallas territory, but one of them ended when tight end Dion Sims fumbled after catching a short Tannehill pass on third-and-3 and the other ended when Tannehill was hurried into throwing the ball away on third-and-10. This night, though, was about Moreno's debut and about the offensive line. Tannehill and Moore were sacked only once all game, and that came when Moore scrambled out of the pocket and ran out of bounds. The offense was able to generate 490 total yards, also the Dolphins' highest total in a preseason game since at least 2000.

COWBOYS	3	7	10	0	-	20
DOLPHINS	0	7	0	7	-	14

TEAM	QTR	TIME	PLAY DESCRIPTION	DRIVE INFO	DAL	MIA
Dolphins	1	6:04	Potter 26 yd. Field Goal	12-75, 6:51	0	3
Cowboys	1	2:32	Bailey 52 yd. Field Goal	8-17, 3:32	3	3
Cowboys	2	0:24	Bailey 50 yd. Field Goal	12-48, 3:29	6	3
Dolphins	3	4:01	Da. Williams 1 yd. run (Da. Williams run)	5-71, 2:50	6	11
Cowboys	3	0:28	Byrd 27 yd. pass from B.Weeden (Bailey kick)	6-74, 3:33	13	11
Cowboys	4	7:17	Patmon 9 yd. interception return (D.Bailey kick)		20	11
Dolphins	4	5:40	Hoskins 27 yd. pass from Moore (Moore-Darkwa pass)	5-89, 1:37	20	19
Dolphins	4	1:45	Darkwa 1 yd. run (pass failed)	12-55, 2:09	20	25

ATT. - 55,623

	COWBOYS	DOLPHINS
TOTAL FIRST DOWNS	16	27
THIRD DOWN EFFICIENCY	6-16-38%	6-14-43%
FOURTH DOWN EFFICIENCY	1-2-50%	1-1-100%
TOTAL NET YARDS	251	490
NET YARDS RUSHING	94	200
NET YARDS PASSING	157	290
PASS ATTEMPTS-COMPLETIONS-HAD INTERCEPTED	33-16-0	40-25-2
KICKOFFS Number-In End Zone-Touchbacks	5-5-1	5-3-0

PUNTS Number and Average	6-51.5	3-40.3
FGs - PATs Had Blocked	0-0	0-0
TOTAL RETURN YARDAGE (Not Including Kickoffs)	22	55
PENALTIES Number and Yards	10-68	9-58
FUMBLES Number and Lost	1-0	3-1
TOUCHDOWNS	2	3
EXTRA POINTS Made-Attempts	2-2	2-3
FIELD GOALS Made-Attempts	2-2	1-1
RED ZONE EFFICIENCY	0-1-0%	2-4-50%
GOAL TO GO EFFICIENCY	0-0-0%	2-2-100%
SAFETIES	0	0
TIME OF POSSESSION	27:37	32:23

INDIVIDUAL STATISTICS

RUSHING: Dallas: R. Williams 12-47, Murray 6-18, Dunbar 4-17, Beasley 1-7, Adams 2-5.
 Miami: Darkwa 6-70, Moreno 10-64, L. Miller 7-34, Da. Williams 7-33, Tannehill 2-6, Moore 3-(-7).
PASSING: Dallas: Romo 10-18-87-0-0, Weeden 5-9-77-1-0, Vaughan 1-6-12-0-0.
 Miami: Tannehill 13-21-119-0-1, Moore 12-19-172-1-1.
RECEIVING: Dallas: Bryant 4-32, R. Williams 2-22, Street 2-11, Byrd 1-27, Newsome 1-22, Dunbar 1-17, Briscoe 1-15, Beasley 1-17, Witten 1-11, Murray 1-6, T. Williams 1-2.
 Miami: Wallace 6-67, Hartline 3-25, Darkwa 3-24, Landry 2-20, L. Miller 2-3, D. Williams 1-54, Hoskins 1-27, Spadola 1-27, Clay 1-18, Sims 1-6, Cone 1-6, E. Wilson 1-6, Binns 1-5, Hazel 1-3.
SACKS: Dallas: M. Wilson 1-1.
 Miami: Wake 2-16, Vernon 1-3.
INTERCEPTIONS: Dallas: Patmon 2-10.
 Miami: None.

PRESEASON GAME 4

DOLPHINS 14, RAMS 13

Sun Life Stadium

August 28, 2014

Miami Gardens, FL

The preseason finale usually is reserved for young players trying to make an impression, and that’s just what rookie wide receiver Matt Hazel did against the St. Louis Rams. Hazel scored the game-winning touchdown in the 14-13 victory at Sun Life Stadium with a 22-yard reception with 6:15 left in the fourth quarter, capping a big night for the sixth-round pick out of Coastal Carolina. After coming in with only two catches in the preseason, Hazel finished with four receptions for 79 yards against the Rams. His first three catches all were good for 19 yards. The preseason finale also was important for fourth-year running back Daniel Thomas, who was making his first preseason appearance of the summer and was getting one final chance to convince Dolphins coaches he deserves to keep his spot on the roster. Thomas, a second-round pick in the 2011 NFL draft, started slowly but he finished strong, scoring the Dolphins’ first touchdown early in the fourth quarter and starting their comeback from a 13-0 deficit. Thomas scored on a 5-yard run on fourth-and-1 after taking an inside handoff from quarterback Seth Lobato out of shotgun formation. Earlier in the drive, Thomas had a 9-yard run to convert a third-and-3 and he followed that up with a 6-yard run. The late flurry helped Thomas finish with 38 yards on 13 carries. The game also marked the preseason debut of kicker Caleb Sturgis, who battled a groin injury early in camp and aggravated it warming up before the game against the Tampa Bay Buccaneers earlier in the preseason. Sturgis’ first kick was a 56-yard field goal attempt that had the distance but missed wide left. Sturgis later kicked two extra points. Running back/wide receiver/kick returner Marcus Thigpen was another established player looking to secure his roster spot, and he had his ups and downs against the Rams. He muffed a punt in the first half and wound up losing about 10 yards going back to recover it. But he also caught two passes as a wide receiver and had an impressive 32-yard punt return in the fourth quarter, which gave the Dolphins the ball at midfield and set up Hazel’s touchdown. This game, though, was mostly about young players fighting for roster spots. Only one player listed as a starter on the Dolphins depth chart played against the Rams, that being right guard Dallas Thomas. He was back in the starting lineup after being replaced by Shelley Smith for the game against the Dallas Cowboys last Saturday night. Matt Moore started at quarterback and played two series, finishing 5-for-8 for 38 yards. The Dolphins’ first offensive possession showed promise as they moved from their own 17-yard line to the St. Louis 36 primarily on the strength of three completions to rookie second-round pick Jarvis Landry good for 28 yards. But Landry was flagged for holding on a first-down running play and the drive stalled. Still, it was overall a productive night for Landry. Among the young players who made an impact, Rookie defensive tackles Anthony Johnson and Kamal Johnson split a sack. Rookie Garrison Smith had a tackle for a 2-yard loss on a running play and had a sack in the second quarter. Second-year linebacker Jelani Jenkins also had a sack in the first half, and rookie linebacker Chris McCain added two in the fourth quarter. McCain, a rookie free agent, said his first two sacks of the preseason helped make up for a rough start to the game. After taking a 3-0 lead on a 49-yard field goal by Greg Zuerlein early in the second quarter, the Rams scored the first touchdown of the game after cornerback E.J. Gaines intercepted a Lobato pass in Dolphins territory. Austin Pettis scored the St. Louis touchdown on an 11-yard pass from Austin Davis, who spent time on the Dolphins practice squad during the season. Zuerlein expanded the St. Louis lead to 13-0 in the third quarter with a 53-yard field goal.

RAMS	0	10	3	0	-	13
DOLPHINS	0	0	0	14	-	14

TEAM	QTR	TIME	PLAY DESCRIPTION	DRIVE INFO	STL	MIA
Rams	2	11:46	Zuerlein 49 yd. Field Goal	8-50, 4:02	3	0
Rams	2	8:14	Pettis 11 yd. pass from Davis (G.Zuerlein kick)	6-38, 2:43	10	0
Rams	3	5:37	Zuerlein 53 yd. Field Goal	10-19, 6:15	13	0
Dolphins	4	14:47	Dn.Thomas 5 yd. run (Sturgis kick)	13-78, 5:50	13	7
Dolphins	4	6:15	Hazel 22 yd. pass from Lobato (Sturgis kick)	8-50, 3:14	13	14

ATT. – 43,340

	RAMS	DOLPHINS
TOTAL FIRST DOWNS	18	17
THIRD DOWN EFFICIENCY	4-14-29%	5-15-33%
FOURTH DOWN EFFICIENCY	0-1-0%	1-1-100%
TOTAL NET YARDS	265	256
NET YARDS RUSHING	87	79
NET YARDS PASSING	178	177
PASS ATTEMPTS-COMPLETIONS-HAD INTERCEPTED	33-18-0	33-17-1
KICKOFFS Number-In End Zone-Touchbacks	4-4-2	3-1-1
PUNTS Number and Average	6-52.3	6-45.5
FGs - PATs Had Blocked	0-0	0-0
TOTAL RETURN YARDAGE (Not Including Kickoffs)	14	40
PENALTIES Number and Yards	14-102	5-30
FUMBLES Number and Lost	0-0	1-0
TOUCHDOWNS	1	2
EXTRA POINTS Made-Attempts	1-1	2-2
FIELD GOALS Made-Attempts	2-3	0-1
RED ZONE EFFICIENCY	1-1-100%	2-2-100%
GOAL TO GO EFFICIENCY	0-0-0%	0-0-0%
SAFETIES	0	0
TIME OF POSSESSION	31:33	28:27

INDIVIDUAL STATISTICS

RUSHING: St. Louis: Watts 13-51, Reynolds 4-19, Mason 6-14, Gilbert 1-3.

Miami: Dn. Thomas 13-38, Darkwa 11-22, Da. Williams 3-14, Lobato 2-5.

PASSING: St. Louis: Davis 12-19-162-1-0, G.Gilbert 6-14-50-0-0.

Miami: Lobato 12-25-147-1-1, Moore 5-8-38-0-0.

RECEIVING: St. Louis: Smelley 4-46, Pettis 3-28, Givens 2-44, Bailey 2-26, Veltung 2-14, Bayer 1-17, Watts 1-12, Franklin 1-10, Mason 1-9, Cunningham 1-6.

Miami: Hazel 4-79, Landry 3-28, K. Miller 2-22, Thigpen 2-17, Da. Williams 2-14, Matthews 1-8, Darkwa 1-8, Hoskins 1-5, Cone 1-4.

SACKS: St. Louis: Westbrook 1-8,

Miami: McCain 2-11, Jenkins 1-8, G. Smith 1-7, K. Johnson 0.5-4, A. Johnson 0.5-4.

INTERCEPTIONS: St. Louis: Gaines 1-12.

Miami: None.

LIGHTS, CAMERA SUN LIFE STADIUM

Sun Life Stadium has not only been host to championship sporting events, the venue has also served as a backdrop to some of the most popular films of the past quarter century. Those motion pictures shot at Sun Life Stadium include *Ace Ventura: Pet Detective*, which starred Jim Carrey and Courteney Cox and featured Dolphins great Dan Marino as himself; *Marley and Me*, starring Owen Wilson and Jennifer Aniston; the Oliver Stone-directed *Any Given Sunday* starring Al Pacino, Jamie Foxx and Dennis Quaid, and *Rock of Ages*, in which the scene filmed at the stadium included actors Tom Cruise, Julianna Hough, Russell Brand and Alec Baldwin.

The stadium served as a backdrop to an episode of the television show *Seinfeld* titled *The Label Maker* in which Jerry and Newman attend Super Bowl XXIX. Additionally, parts of the opening of the HBO television series *Arli\$* were shot on the field during a Dolphins game. The Stadium also played a role in episodes of television shows *Man Caves*, with former NFL defensive tackle Tony Siragusa and *Designing Spaces*, the Big Game Bubba Burgers edition.

Commercials for products such as Pepsi, Bud Light, Omega Watches, Just for Men, Margaritaville products, Gatorade, Papa Johns and Equinox, were also filmed at Sun Life Stadium.

ALL-TIME PRESEASON RESULTS

1966 (0-4)

DATE	SITE	ATT.	SCORE
8/6	at San Diego	25,712	San Diego 38, Miami 10
8/12	at Miami	36,366	Kansas City 33, Miami 0
8/20	at Jacksonville	11,000	N.Y. Jets 31, Miami 14
8/24	at Memphis	18,442	Denver 28, Miami 16

1967 (2-3)

DATE	SITE	ATT.	SCORE
7/29	at Akron	7,000	Miami 19, Denver 2
8/5	at Memphis	21,200	Miami 10, Buffalo 7
8/12	at Miami	35,871	San Diego 20, Miami 19
8/19	at Miami	50,822	Atlanta 27, Miami 17
9/2	at Charleston	11,214	New Orleans 20, Miami 17

1968 (2-2-1)

DATE	SITE	ATT.	SCORE
8/11	at Rochester	12,000	Miami 28, Buffalo 28
8/17	at Miami	41,909	Miami 23, Philadelphia 7
8/23	at Jacksonville	15,003	Boston 19, Miami 17
8/31	at Miami	63,202	Baltimore 22, Miami 13
9/7	at Miami	31,014	Miami 19, Atlanta 13

1969 (1-5)

DATE	SITE	ATT.	SCORE
8/2	at Tampa	32,932	Minnesota 45, Miami 10
8/9	at Miami	49,592	Chicago 16, Miami 10
8/16	at Miami	31,663	Philadelphia 14, Miami 10
8/23	at Cincinnati	24,127	Cincinnati 28, Miami 21
8/30	at Miami	52,680	Baltimore 23, Miami 10
9/6	at Birmingham	10,700	Miami 13, Boston 0

1970 (4-2)

DATE	SITE	ATT.	SCORE
8/8	at Jacksonville	11,800	Miami 16, Pittsburgh 10
8/15	at Miami	56,739	Miami 20, Cincinnati 10
8/22	at Miami	52,812	Miami 17, San Francisco 7
8/29	at Miami	73,533	Miami 20, Baltimore 13
9/5	at Tampa	32,601	Washington 26, Miami 21
9/12	at Miami	43,714	Atlanta 20, Miami 17

1971 (2-3-1)

DATE	SITE	ATT.	SCORE
8/7	at Miami	64,005	Cincinnati 27, Miami 10
8/13	at Miami	57,008	Miami 17, San Francisco 17
8/21	at Milwaukee	46,464	Green Bay 10, Miami 7
8/28	at Miami	59,567	Miami 28, Detroit 24
9/4	at Miami	57,173	Miami 27, Washington 10
9/11	at Minnesota	45,880	Minnesota 24, Miami 0

1972 (3-3)

DATE	SITE	ATT.	SCORE
8/5	at Detroit	53,194	Detroit 31, Miami 23
8/12	at Miami	73,525	Green Bay 14, Miami 13
8/19	at Cincinnati	55,808	Miami 35, Cincinnati 17
8/25	at Miami	73,470	Miami 24, Atlanta 10
8/31	at Washington	52,098	Washington 27, Miami 24
9/10	at Miami	75,826	Miami 21, Minnesota 19

1973 (4-2-1)

DATE	SITE	ATT.	SCORE
7/27	at Chicago	54,103	Miami 14, College All-Stars 3
8/4	at Miami	78,091	Miami 14, Cincinnati 13
8/11	at Miami	78,112	Miami 14, New Orleans 13
8/18	at Miami	78,590	Miami 9, Chicago 9
8/24	at Miami	78,618	Miami 17, Los Angeles 14
8/31	at Minnesota	45,894	Minnesota 20, Miami 17
9/6	at Dallas	58,656	Dallas 26, Miami 23

1974 (4-2)

DATE	SITE	ATT.	SCORE
8/3	at Cincinnati	37,925	Cincinnati 19, Miami 13
8/10	at Miami	55,073	Miami 45, New Orleans 20
8/19	at Miami	67,963	Miami 21, Minnesota 9
8/24	at Los Angeles	64,663	Los Angeles 31, Miami 13
8/30	at Miami	54,666	Miami 21, Green Bay 10
9/7	at Chicago	55,093	Miami 30, Chicago 7

1975 (5-1)

DATE	SITE	ATT.	SCORE
8/9	at Miami	55,567	Miami 7, Cincinnati 3
8/16	at Miami	52,923	Miami 20, Detroit 14
8/23	at New Orleans	59,646	Miami 20, New Orleans 10
9/1	at Minnesota	47,544	Minnesota 20, Miami 7
9/6	at Miami	51,861	Miami 21, Chicago 10
9/13	at Miami	52,835	Miami 31, N.Y. Giants 13

1976 (6-0)

DATE	SITE	ATT.	SCORE
7/31	at Miami	50,469	Miami 16, Minnesota 3
8/8	at Detroit	53,036	Miami 30, Detroit 21
8/14	at Miami	51,869	Miami 24, Philadelphia 16
8/21	at Tampa Bay	67,466	Miami 28, Tampa Bay 21
8/28	at Houston	43,146	Miami 10, Houston 6
9/4	at New Orleans	63,950	Miami 20, New Orleans 7

1977 (4-2)

DATE	SITE	ATT.	SCORE
8/6	at Tampa Bay	62,056	Miami 13, Tampa Bay 7
8/13	at Miami	43,282	Miami 27, Washington 15
8/20	at Dallas	57,482	Miami 20, Dallas 14
8/26	at Minnesota	47,678	Minnesota 33, Miami 7
9/3	at Miami	38,235	New Orleans 17, Miami 10
9/11	at N.Y. Giants	51,561	Miami 27, N.Y. Giants 21

1978 (4-1)

DATE	SITE	ATT.	SCORE
7/29	at Canton	18,355	Philadelphia 17, Miami 3
8/5	at Miami	45,068	Miami 28, St. Louis 7
8/12	at New Orleans	53,602	Miami 31, New Orleans 17
8/18	at Miami	52,851	Miami 30, Minnesota 22
8/25	at Tampa Bay	70,321	Miami 24, Tampa Bay 20

1979 (4-0)

DATE	SITE	ATT.	SCORE
8/3	at Miami	46,130	Miami 14, New Orleans 7
8/11	at Tampa Bay	70,631	Miami 13, Tampa Bay 7
8/18	at Minnesota	47,696	Miami 21, Minnesota 10
8/24	at Miami	47,951	Miami 14, Philadelphia 13

1980 (3-1)

DATE	SITE	ATT.	SCORE
8/10	at Miami	41,345	Miami 17, Detroit 7
8/18	at Seattle	63,757	Miami 24, Seattle 7
8/23	at Miami	41,986	Minnesota 17, Miami 10
8/29	at New Orleans	51,473	Miami 20, New Orleans 0

1981 (4-0)

DATE	SITE	ATT.	SCORE
8/8	at Minnesota	47,596	Miami 20, Minnesota 6
8/15	at Miami	41,502	Miami 24, Denver 14
8/22	at Detroit	54,676	Miami 31, Detroit 27
8/28	at Miami	41,290	Miami 31, Kansas City 7

1982 (2 -1-1)

DATE	SITE	ATT.	SCORE
8/14	at Miami	45,681	Miami 24, Washington 7
8/21	at Denver	74,465	Denver 17, Miami 14
8/28	at Kansas City	42,403	Miami 17, Kansas City 17 (OT)
9/3	at Miami	46,257	Miami 16, N.Y. Giants 13

1983 (2-2)

DATE	SITE	ATT.	SCORE
8/6	at Dallas	46,826	Dallas 20, Miami 17
8/13	at Miami	38,735	New Orleans 19, Miami 17
8/19	at Washington	54,750	Miami 38, Washington 7
8/26	at N.Y. Giants	58,732	Miami 24, N.Y. Giants 3

1984 (3-1)

DATE	SITE	ATT.	SCORE
8/4	at Miami	37,559	Miami 24, Indianapolis 3
8/11	at Minnesota	54,003	Miami 27, Minnesota 7
8/19	at L.A. Raiders	40,099	Miami 29, L.A. Raiders 23
8/24	at Tampa Bay	53,023	Tampa Bay 14, Miami 13

1985 (2-2)

DATE	SITE	ATT.	SCORE
8/10	at Miami	41,129	Minnesota 16, Miami 13 (OT)
8/17	at Miami	37,557	Miami 27, Buffalo 17
8/24	at L.A. Raiders	45,733	Miami 23, L.A. Raiders 17
8/30	at Atlanta	32,768	Atlanta 19, Miami 17

1986 (2-2)

DATE	SITE	ATT.	SCORE
8/9	at Minnesota	52,865	Minnesota 30, Miami 16
8/15	at Miami	50,815	Cleveland 17, Miami 10
8/23	at Philadelphia	51,635	Miami 20, Philadelphia 15
8/29	at Miami	45,766	Miami 21, Tampa Bay 3

1987 (2-2)

DATE	SITE	ATT.	SCORE
8/16	at Miami	63,451	Chicago 10, Miami 3
8/24	at Denver	74,288	Denver 31, Miami 28
8/29	at Philadelphia	38,728	Miami 35, Philadelphia 3
9/4	at Miami	66,236	Miami 34, Buffalo 20

1988 (2-3)

DATE	SITE	ATT.	SCORE
7/31	at London	70,535	Miami 27, San Francisco 21
8/6	at Chicago	60,386	Chicago 20, Miami 17
8/13	at Miami	51,270	Washington 27, Miami 10
8/19	at Miami	49,795	Miami 16, Denver 13 (OT)
8/26	at Minnesota	51,463	Minnesota 24, Miami 17

1989 (0-4)

DATE	SITE	ATT.	SCORE
8/14	at Miami	51,085	Chicago 28, Miami 20
8/19	at Jacksonville	56,712	Houston 26, Miami 10
8/25	at Washington	51,438	Washington 35, Miami 21
9/2	at Miami	41,748	Philadelphia 20, Miami 10

1990 (1-3)

DATE	SITE	ATT.	SCORE
8/11	at Chicago	56,449	Chicago 10, Miami 6
8/18	at Philadelphia	52,404	Philadelphia 23, Miami 14
8/25	at Miami	44,897	Miami 17, Denver 16
8/31	at Miami	44,689	Minnesota 20, Miami 17

1991 (3-2)

DATE	SITE	ATT.	SCORE
7/26	at Miami	49,939	Chicago 6, Miami 0
8/3	at Tokyo	51,122	Miami 19, L.A. Raiders 17
8/10	at Tampa Bay	51,387	Miami 29, Tampa Bay 13
8/19	at Denver	72,555	Denver 21, Miami 13
8/24	at Miami	44,099	Miami 28, New Orleans 24

1992 (3-2)

DATE	SITE	ATT.	SCORE
8/1	at Orlando	63,100	Miami 22, Washington 21
8/7	at Miami	50,803	Dallas 27, Miami 24
8/16	at Berlin	60,813	Miami 31, Denver 27
8/22	at Miami	42,136	Miami 22, Tampa Bay 7
8/27	at Baltimore	60,021	New Orleans 17, Miami 3

1993 (3-1)			
DATE	SITE	ATT.	SCORE
8/6	at Atlanta	51,798	Miami 28, Atlanta 27
8/14	at Miami	49,896	Miami 19, Washington 10
8/20	at Denver	59,393	Denver 34, Miami 24
8/28	at Miami	43,233	Miami 23, N.Y. Giants 17
1994 (3-2)			
DATE	SITE	ATT.	SCORE
7/30	at N.Y. Giants	61,720	Miami 20, N.Y. Giants 19
8/6	at Miami	47,244	Miami 24, Pittsburgh 14
8/13	at Milwaukee	52,759	Miami 31, Green Bay 24
8/20	at Miami	51,242	Tampa Bay 29, Miami 14
8/26	at Minnesota	46,933	Minnesota 31, Miami 16
1995 (1-3)			
DATE	SITE	ATT.	SCORE
8/4	at Miami	51,745	Jacksonville 24, Miami 21
8/11	at Atlanta	42,579	Atlanta 37, Miami 0
8/19	at Miami	48,556	Miami 27, Washington 13
8/25	at Orlando	58,595	Tampa Bay 24, Miami 17
1996 (3-1)			
DATE	SITE	ATT.	SCORE
8/3	at Miami	51,141	Miami 13, Tampa Bay 10
8/11	at Chicago	50,761	Chicago 24, Miami 21
8/19	at Miami	55,598	Miami 24, Minnesota 17
8/23	at Tampa Bay	40,137	Miami 19, Tampa Bay 7
1997 (3-2)			
DATE	SITE	ATT.	SCORE
7/26	at Green Bay	59,089	Green Bay 20, Miami 0
8/4	at Mexico City	104,629	Miami 38, Denver 19
8/10	at Miami	57,782	Miami 21, Chicago 14
8/16	at Tampa Bay	35,024	Tampa Bay 24, Miami 10
8/21	at Miami	57,400	Miami 28, Washington 7
1998 (4-0)			
DATE	SITE	ATT.	SCORE
8/8	at Washington	64,243	Miami 19, Washington 16
8/13	at Miami	59,184	Miami 14, Tampa Bay 13
8/23	at San Francisco	53,214	Miami 21, San Francisco 20
8/28	at Miami	61,915	Miami 21, Green Bay 7
1999 (2-2)			
DATE	SITE	ATT.	SCORE
8/13	at Miami	59,972	New Orleans 26, Miami 14
8/21	at San Diego	64,537	Miami 13, San Diego 10
8/28	at Miami	61,066	Miami 31, Detroit 10
9/2	at Green Bay	59,810	Green Bay 25, Miami 17
2000 (3-1)			
DATE	SITE	ATT.	SCORE
8/5	at Pittsburgh	45,871	Pittsburgh 13, Miami 10
8/10	at Miami	58,703	Miami 15, Tampa Bay 13
8/21	at Miami	60,287	Miami 17, Green Bay 14
8/25	at New Orleans	46,955	Miami 22, New Orleans 17
2001 (1-4)			
DATE	SITE	ATT.	SCORE
8/6	at Canton, Ohio	22,736	St. Louis 17, Miami 10
8/13	at Tampa Bay	65,308	Miami 17, Tampa Bay 14
8/18	at Miami	58,854	San Diego 23, Miami 20 (OT)
8/25	at Green Bay	59,547	Green Bay 17, Miami 12
8/31	at Miami	60,136	Minnesota 20, Miami 7
2002 (2-2)			
DATE	SITE	ATT.	SCORE
8/12	at Tampa Bay	65,008	Tampa Bay 14, Miami 10
8/15	at Miami	56,930	New Orleans 24, Miami 7
8/24	at Houston	69,432	Miami 24, Houston 3
8/29	at Miami	57,113	Miami 24, Chicago 22

2003 (2-2)

DATE	SITE	ATT.	SCORE
8/8	at Miami	62,261	Tampa Bay 20, Miami 19
8/15	at Jacksonville	49,751	Jacksonville 27, Miami 23
8/22	at Miami	59,093	Miami 30, Atlanta 21
8/28	at New Orleans	68,477	Miami 24, New Orleans 10

2004 (2-2)

DATE	SITE	ATT.	SCORE
8/14	at Miami	67,978	Miami 16, Jacksonville 5
8/21	at Miami	72,112	Washington 17, Miami 0
8/28	at Tampa Bay	64,992	at Tampa Bay 17, Miami 10
9/3	at New Orleans	64,900	at Miami 20, New Orleans 19

2005 (1-4)

DATE	SITE	ATT.	SCORE
8/8	at Canton, Ohio	22,292	Chicago 27, Miami 24
8/13	at Jacksonville	64,072	Jacksonville 27, Miami 17
8/20	at Pittsburgh	55,036	Pittsburgh 17, Miami 3
8/27	at Miami	67,892	Miami 17, Tampa Bay 14
9/1	at Miami	71,616	Atlanta 20, Miami 17

2006 (2-2)

DATE	SITE	ATT.	SCORE
8/12	at Miami	67,979	Jacksonville 31, Miami 26
8/19	at Tampa Bay	65,140	Miami 13, Tampa Bay 10
8/24	at Carolina	71,477	Carolina 19, Miami 10
8/31	at Miami	72,003	Miami 29, St. Louis 9

2007 (2-2)

DATE	SITE	ATT.	SCORE
8/11	at Miami	71,399	Miami 18, Jacksonville 17
8/16	at Kansas City	70,217	Miami 11, Kansas City 10
8/25	at Miami	65,660	Tampa Bay 31, Miami 28
8/30	at New Orleans	68,926	New Orleans 7, Miami 0

2008 (3-1)

DATE	SITE	ATT.	SCORE
8/9	at Miami	64,087	Tampa Bay 17, Miami 6
8/16	at Jacksonville	63,927	Miami 19, Jacksonville 14
8/23	at Miami	60,189	Miami 24, Kansas City 0
8/28	at New Orleans	70,008	Miami 14, New Orleans 10

2009 (4-0)

DATE	SITE	ATT.	SCORE
8/17	at Miami	60,637	Miami 12, Jacksonville 9
8/22	at Miami	56,638	Miami 27, Carolina 17
8/27	at Jacksonville	63,386	Miami 10, Tampa Bay 6
9/3	at New Orleans	68,681	Miami 10, New Orleans 7

2010 (2-2)

DATE	SITE	ATT.	SCORE
8/14	at Miami	59,108	Miami 10, Tampa Bay 7
8/21	at Jacksonville	62,044	Miami 27, Jacksonville 26
8/27	at Miami	59,144	Atlanta 16, Miami 6
9/1	at Dallas	71,805	Dallas 27, Miami 25

2011 (3-1)

DATE	SITE	ATT.	SCORE
8/12	at Atlanta	67,038	Miami 28, Atlanta 23
8/19	at Miami	54,157	Miami 20, Carolina 10
8/27	at Tampa Bay	44,732	Tampa Bay 17, Miami 13
9/1	at Miami	40,727	Miami 17, Dallas 3

2012 (0-4)

DATE	SITE	ATT.	SCORE
8/10	at Miami	46,330	Tampa Bay 20, Miami 7
8/17	at Carolina	68,595	Carolina 23, Miami 17
8/24	at Miami	41,550	Atlanta 23, Miami 6
8/29	at Dallas	73,481	Dallas 30, Miami 13

2013 (2-3)

DATE	SITE	ATT.	SCORE
8/4	at Canton, Ohio	22,364	Dallas 24, Miami 20
8/9	at Jacksonville	59,135	Miami 27, Jacksonville 3
8/17	at Houston	71,401	Houston 24, Miami 17
8/24	at Miami	52,789	Tampa Bay 17, Miami 16
8/29	at Miami	43,019	Miami 24, New Orleans 21

2014 (3-1)

DATE	SITE	ATT.	SCORE
8/8	at Atlanta	68,540	Atlanta 16, Miami 10
8/16	at Tampa Bay	50,555	Miami 20, Tampa Bay 14
8/23	at Miami	55,623	Miami 25, Dallas 20
8/28	at Miami	43,340	Miami 14, St. Louis 13

YEAR-BY-YEAR SCORES

● local TV blackout lifted (MN) = Monday night (TH) = Thursday night (SN) = Sunday night
(FR) = Friday night (SA) = Saturday

1966: Won 3, Lost 11 **Head Coach: George Wilson**
Fourth (tied) - Eastern Division

				DISTRIB	ACTUAL
9/2	OAKLAND.....	L	14-23	26,776	25,188
9/9	NEW YORK JETS	L	14-19	34,402	33,650
9/18	at Buffalo.....	L	24-58	37,546	37,176
10/2	at San Diego	L	10-44	26,451	26,444
10/9	at Oakland.....	L	10-21	30,787	28,863
10/16	DENVER	W	24-7	23,393	22,191
10/23	at Houston.....	W	20-13	23,173	21,999
11/6	BUFFALO	L	0-29	37,177	36,685
11/13	at Kansas City	L	16-34	34,063	33,733
11/20	at New York Jets	L	13-30	58,664	57,092
11/27	BOSTON	L	14-20	22,754	22,480
12/4	at Denver	L	7-17	32,592	32,116
12/11	KANSAS CITY.....	L	18-19	19,387	17,881
12/18	HOUSTON	W	29-28	20,045	19,274
				427,210	414,772

1967: Won 4, Lost 10 **Head Coach: George Wilson**
Third (tied) - Eastern Division

				DISTRIB	ACTUAL
9/17	DENVER	W	35-21	29,381	29,072
9/24	KANSAS CITY.....	L	0-24	36,272	33,280
10/1	at New York Jets.....	L	7-29	61,240	59,433
10/8	at Kansas City.....	L	0-41	45,291	42,920
10/15	at Boston	L	10-41	23,955	17,859
10/22	NEW YORK JETS	L	14-33	30,049	28,392
11/5	at Buffalo	L	13-35	31,622	30,950
11/12	at San Diego	L	0-24	34,761	32,395
11/19	at Oakland	L	17-31	37,295	33,753
11/26	BUFFALO	W	17-14	27,050	24,357
12/3	at Houston.....	L	14-17	21,865	20,979
12/10	SAN DIEGO	W	41-24	23,032	23,007
12/17	BOSTON	W	41-32	25,969	22,079
12/23	HOUSTON (SA).....	L	10-41	31,121	29,628
				458,903	428,104

1968: Won 5, Lost 8, Tied 1 **Head Coach: George Wilson**
Third - Eastern Division

				DISTRIB	ACTUAL
9/14	HOUSTON (SA).....	L	10-24	40,067	38,097
9/21	OAKLAND (SA).....	L	21-47	30,021	28,751
9/28	KANSAS CITY (SA).....	L	3-48	28,501	27,732
10/6	at Houston.....	W	24-7	36,109	35,424
10/12	BUFFALO (SA)	T	14-14	28,653	28,559

10/20	at Cincinnati	W	24-22	25,936	25,076
10/27	at Denver	L	14-21	44,115	43,411
11/3	at San Diego	L	28-34	37,281	31,686
11/10	at Buffalo	W	21-17	28,759	28,399
11/17	CINCINNATI	L	21-38	31,747	30,304
11/24	at Boston	W	34-10	18,305	13,646
12/1	at New York Jets	L	17-35	61,766	60,207
12/8	BOSTON	W	38-7	24,902	24,242
12/15	NEW YORK JETS	L	7-31	32,843	31,302
				469,005	446,836

1969: Won 3, Lost 10, Tied 1 **Head Coach: George Wilson**
Fifth - Eastern Division

				DISTIRB	ACTUAL
9/14	at Cincinnati	L	21-27	25,335	24,487
9/20	at Oakland (SA)	L	17-20	50,277	48,477
9/28	at Houston	L	10-22	41,086	40,387
10/4	OAKLAND (SA)	T	20-20	35,614	32,668
10/11	SAN DIEGO (SA)	L	14-21	34,585	33,073
10/19	at Kansas City	L	10-17	49,809	47,038
10/26	BUFFALO	W	24-6	39,837	39,194
11/2	at New York Jets	L	31-34	61,761	60,793
11/9	at Boston	W	17-16	19,821	10,665
11/16	at Buffalo	L	3-28	32,868	32,344
11/23	HOUSTON	L	7-32	27,218	27,114
11/30	Boston (at Tampa)	L	23-38	32,121	27,179
12/7	DENVER	W	27-24	25,332	24,972
12/14	NEW YORK JETS	L	9-27	48,108	42,148
				523,772	490,539

1970: Won 10, Lost 4 **Head Coach: Don Shula**
Second - Eastern Division

				DISTIRB	ACTUAL
9/20	at Boston	L	14-27	32,607	27,265
9/27	at Houston	W	20-10	39,840	38,779
10/3	OAKLAND (SA)	W	20-13	57,140	54,412
10/10	at New York Jets (SA)	W	20-6	62,712	61,801
10/18	at Buffalo	W	33-14	41,312	40,820
10/25	CLEVELAND	L	0-28	75,313	70,872
11/1	at Baltimore	L	0-35	60,240	59,305
11/8	at Philadelphia	L	17-24	58,171	53,149
11/15	NEW ORLEANS	W	21-10	42,866	41,557
11/22	BALTIMORE	W	34-17	67,699	63,362
11/30	at Atlanta (MN)	W	20-7	54,036	53,303
12/6	BOSTON	W	37-20	51,034	46,370
12/13	NEW YORK JETS	W	16-10	75,099	71,892
12/20	BUFFALO	W	45-7	70,990	64,957
				789,059	747,844

AMERICAN CONFERENCE PLAYOFF

12/27	at Oakland	L	14-21	54,401	52,594
-------	------------------	---	-------	--------	--------

1971: Won 10, Lost 3, Tied 1 **Head Coach: Don Shula**
First - Eastern Division

				DISTIRB	ACTUAL
9/19	at Denver	T	10-10	51,228	50,499
9/26	at Buffalo	W	29-14	45,139	44,626
10/3	NEW YORK JETS	L	10-14	70,670	67,161
10/10	at Cincinnati	W	23-13	60,099	59,090
10/17	NEW ENGLAND	W	41-3	58,822	56,222
10/24	at New York Jets	W	30-14	62,130	61,170
10/31	at Los Angeles	W	20-14	72,903	68,386
11/7	BUFFALO	W	34-0	61,016	57,748
11/14	PITTSBURGH	W	24-21	66,435	63,178
11/21	BALTIMORE	W	17-14	75,312	73,063
11/29	CHICAGO (MN)	W	34-3	75,312	73,071
12/5	at New England	L	13-34	61,457	60,110
12/11	at Baltimore (SA)	L	3-14	60,238	59,293
12/19	GREEN BAY	W	27-6	75,312	74,215
				896,073	867,832

AMERICAN CONFERENCE PLAYOFF					
12/25	at Kansas City.....	W	27-24 (2 OT)	50,374	45,882
AMERICAN CONFERENCE CHAMPIONSHIP					
1/2/72	BALTIMORE	W	21-0	78,939	78,629
SUPER BOWL VI AT NEW ORLEANS					
1/16/72	Dallas	L	3-24	81,023	80,591
1972:	Won 14, Lost 0			Head Coach: Don Shula	
First - Eastern Division					
				DISTRIB	ACTUAL
9/17	at Kansas City.....	W	20-10	79,829	78,736
9/24	HOUSTON	W	34-13	77,821	75,069
10/1	at Minnesota	W	16-14	47,900	45,766
10/8	at New York Jets	W	27-17	63,841	61,720
10/15	SAN DIEGO	W	24-10	80,010	78,212
10/22	BUFFALO	W	24-23	80,010	78,175
10/29	at Baltimore	W	23-0	60,000	59,303
11/5	at Buffalo	W	30-16	46,206	45,659
11/12	NEW ENGLAND	W	52-0	80,010	78,148
11/19	NEW YORK JETS	W	28-24	80,010	78,166
11/27	ST. LOUIS (MN).....	W	31-10	80,010	78,190
12/3	at New England	W	37-21	60,999	60,144
12/10	at New York Giants	W	23-13	62,728	62,728
12/16	BALTIMORE (SA)	W	16-0	80,010	78,202
				979,384	958,218
AMERICAN CONFERENCE PLAYOFF					
12/24	CLEVELAND.....	W	20-14	78,916	78,196
AMERICAN CONFERENCE CHAMPIONSHIP					
12/31	at Pittsburgh.....	W	21-17	50,845	50,350
SUPER BOWL VII AT LOS ANGELES					
1/14/73	Washington	W	14-7	90,182	85,462
1973:	Won 12, Lost 2			Head Coach: Don Shula	
First- Eastern Division					
				DISTRIB	ACTUAL
9/16	● SAN FRANCISCO	W	21-13	78,768	68,275
9/23	at Oakland	L	7-12	74,121	74,044
9/30	● NEW ENGLAND	W	44-23	78,830	62,508
10/7	● NEW YORK JETS	W	31-3	78,821	63,850
10/15	● at Cleveland (MN).....	W	17-9	78,424	72,070
10/21	● BUFFALO	W	27-6	78,738	65,241
10/28	● at New England	W	30-14	60,268	57,617
11/4	● at New York Jets.....	W	24-14	61,462	57,591
11/11	● BALTIMORE	W	44-0	78,854	60,332
11/18	● at Buffalo	W	17-0	79,401	77,138
11/22	● at Dallas	W	14-7	62,967	58,089
12/3	● PITTSBURGH (MN).....	W	30-26	78,922	68,901
12/9	at Baltimore	L	3-16	57,834	41,005
12/15	● DETROIT (SA).....	W	34-7	78,337	53,375
				1,025,747	880,036
AMERICAN CONFERENCE PLAYOFF					
12/23	CINCINNATI	W	34-16	78,928	75,770
AMERICAN CONFERENCE CHAMPIONSHIP					
12/30	● OAKLAND	W	27-10	79,325	75,105
SUPER BOWL VIII AT HOUSTON					
1/13/74	Minnesota	W	24-7	71,882	68,142
1974:	Won 11, Lost 3			Head Coach: Don Shula	
First - Eastern Division					
				DISTRIB	ACTUAL
9/15	at New England	L	24-34	55,006	54,193
9/22	● at Buffalo	W	24-16	79,463	78,990
9/29	at San Diego	W	28-21	45,098	44,706
10/7	● NEW YORK JETS (MN)	W	21-17	78,219	61,527
10/13	● at Washington	L	17-20	54,395	54,395
10/20	KANSAS CITY.....	W	9-3	75,358	67,779
10/27	BALTIMORE	W	17-7	72,849	65,868
11/3	ATLANTA	W	42-7	74,935	64,399
11/10	at New Orleans	W	21-0	74,289	73,458
11/17	● BUFFALO	W	35-28	78,771	69,313

11/24	● at New York Jets	L	14-17	60,481	57,162
12/2	CINCINNATI (MN)	W	24-3	78,675	71,962
12/8	at Baltimore	W	17-16	40,911	34,420
12/15	● NEW ENGLAND	W	34-27	78,611	56,920
				947,061	855,092
AMERICAN CONFERENCE PLAYOFF					
12/21	at Oakland.....	L	26-28	53,023	52,817
1975:	Won 10, Lost 4	Head Coach: Don Shula			
Second - Eastern Division				DISTRIB	ACTUAL
9/22	OAKLAND (MN).....	L	21-31	78,805	78,744
9/28	● at New England	W	22-14	61,279	60,602
10/5	● at Green Bay	W	31-7	56,267	55,270
10/12	PHILADELPHIA	W	24-16	62,925	60,127
10/19	● at New York Jets.....	W	43-0	60,471	47,191
10/26	● at Buffalo.....	W	35-30	79,429	79,080
11/2	at Chicago.....	W	46-13	56,577	51,298
11/9	NEW YORK JETS	W	27-7	75,631	72,896
11/16	● at Houston	L	19-20	50,494	48,892
11/23	BALTIMORE	L	17-33	67,029	61,986
12/1	NEW ENGLAND (MN)	W	20-7	68,480	61,963
12/7	BUFFALO	W	31-21	78,701	74,573
12/14	● at Baltimore.....	L	7-10 (OT)	59,808	59,398
12/20	DENVER (SA).....	W	14-13	56,187	43,064
				912,083	855,084
1976:	Won 6, Lost 8	Head Coach: Don Shula			
Third-Eastern Division				DISTRIB	ACTUAL
9/13	at Buffalo (MN).....	W	30-21	77,800	77,683
9/19	at New England	L	14-30	46,227	46,053
9/26	NEW YORK JETS	W	16-0	53,600	49,754
10/3	LOS ANGELES	L	28-31	65,314	60,753
10/10	● at Baltimore	L	14-28	59,295	58,832
10/17	KANSAS CITY.....	L	17-20 (OT)	50,471	43,325
10/24	at Tampa Bay	W	23-20	63,016	59,155
10/31	NEW ENGLAND	W	10-3	57,984	52,863
11/7	at New York Jets.....	W	27-7	58,882	53,344
11/14	● at Pittsburgh	L	3-14	49,813	48,945
11/22	BALTIMORE (MN)	L	16-17	68,372	62,104
11/28	at Cleveland	L	13-17	76,562	74,715
12/5	BUFFALO	W	45-27	51,423	43,475
12/11	MINNESOTA (SA)	L	7-29	52,945	46,543
				831,704	777,544
1977:	Won 10, Lost 4	Head Coach: Don Shula			
Second - Eastern Division				DISTRIB	ACTUAL
9/18	at Buffalo	W	13-0	78,048	76,097
9/25	at San Francisco	W	19-15	45,560	40,503
10/2	HOUSTON	W	27-7	50,764	49,619
10/9	at Baltimore	L	28-45	57,829	57,005
10/16	NEW YORK JETS	W	21-17	45,048	43,446
10/23	SEATTLE	W	31-13	38,967	29,858
10/30	SAN DIEGO	L	13-14	47,525	40,670
11/6	at New York Jets.....	W	14-10	53,698	51,582
11/13	NEW ENGLAND	W	17-5	67,907	67,502
11/20	● at Cincinnati	L	17-23	58,710	46,733
11/24	● at St. Louis	W	55-14	50,855	50,269
12/5	● BALTIMORE (MN)	W	17-6	74,216	68,977
12/11	● at New England	L	10-14	61,279	61,064
12/17	BUFFALO (SA).....	W	31-14	45,855	39,626
				776,261	722,951
1978:	Won 11, Lost 5	Head Coach: Don Shula			
Second - Eastern Division				DISTRIB	ACTUAL
9/3	at New York Jets.....	L	20-33	53,941	49,598
9/10	at Baltimore.....	W	42-0	47,658	46,426

9/17	BUFFALO	W	31-24	51,362	48,373
9/24	● at Philadelphia	L	3-17	64,328	62,998
10/1	ST. LOUIS	W	24-10	47,650	43,882
10/9	CINCINNATI (MN)	W	21-0	57,481	54,729
10/15	at San Diego	W	28-21	51,426	50,637
10/22	● at New England	L	24-33	61,297	60,424
10/29	BALTIMORE	W	26-8	55,783	53,524
11/5	● DALLAS	W	23-16	74,058	70,414
11/12	at Buffalo	W	25-24	50,110	48,623
11/20	● at Houston (MN).....	L	30-35	51,189	50,290
11/26	NEW YORK JETS	L	13-24	53,900	49,255
12/3	● at Washington	W	16-0	54,239	52,860
12/10	OAKLAND	W	23-6	73,889	73,003
12/18	NEW ENGLAND (MN)	W	23-3	73,945	72,071
				922,256	887,107

AFC WILD-CARD PLAYOFF

12/24	HOUSTON	L	9-17	72,445	70,036
-------	---------------	---	------	--------	--------

1979: Won 10, Lost 6

Head Coach: Don Shula

First - Eastern Division

				DISTRIB	ACTUAL
9/2	at Buffalo	W	9-7	70,841	69,441
9/9	SEATTLE	W	19-10	60,045	56,233
9/16	● at Minnesota	W	27-12	47,748	44,187
9/23	CHICAGO	W	31-16	66,598	66,011
9/30	at New York Jets	L	27-33	59,595	51,496
10/8	● at Oakland (MN).....	L	3-13	53,419	52,419
10/14	BUFFALO	W	17-7	54,062	45,597
10/21	● at New England	L	13-28	61,297	61,096
10/28	GREEN BAY	W	27-7	54,343	47,741
11/5	HOUSTON (MN)	L	6-9	73,900	70,273
11/11	BALTIMORE	W	19-0	56,884	50,193
11/18	at Cleveland	L	24-30 (OT)	81,300	80,374
11/25	at Baltimore	W	28-24	44,989	36,016
11/29	● NEW ENGLAND (TH).....	W	39-24	73,628	69,174
12/9	at Detroit	W	28-10	79,073	78,087
12/15	NEW YORK JETS (SA).....	L	24-27	58,620	49,915
				996,342	930,253

AMERICAN CONFERENCE PLAYOFF

12/30	● at Pittsburgh.....	L	14-34	50,320	50,214
-------	----------------------	---	-------	--------	--------

1980: Won 8, Lost 8

Head Coach: Don Shula

Third - Eastern Division

				DISTRIB	ACTUAL
9/7	at Buffalo	L	7-17	80,020	79,598
9/14	CINCINNATI	W	17-16	45,480	38,322
9/21	● at Atlanta	W	20-17	58,558	55,479
9/28	NEW ORLEANS	W	21-16	46,599	40,946
10/5	BALTIMORE	L	17-30	53,838	50,631
10/12	● at New England	L	0-34	60,392	60,377
10/19	BUFFALO	W	17-14	49,499	41,636
10/27	at New York Jets (MN).....	L	14-17	59,677	53,046
11/2	at Oakland	L	10-16	47,274	46,378
11/9	● at Los Angeles	W	35-14	67,751	62,198
11/16	SAN FRANCISCO	W	17-13	50,219	45,135
11/20	SAN DIEGO (TH).....	L	24-27 (OT)	66,009	63,013
11/30	● at Pittsburgh.....	L	10-23	54,082	51,384
12/8	NEW ENGLAND (MN)	W	16-13 (OT)	63,936	63,292
12/14	at Baltimore	W	24-14	36,136	30,564
12/20	NEW YORK JETS (SA).....	L	17-24	47,920	41,854
				887,390	823,853

1981: Won 11, Lost 4, Tied 1

Head Coach: Don Shula

First - Eastern Division

				DISTRIB	ACTUAL
9/6	at St. Louis	W	20-7	50,923	50,351
9/10	PITTSBURGH (TH)	W	30-10	75,059	74,190
9/20	● at Houston	W	16-10	51,344	47,379

9/27	at Baltimore.....	W	31-28	42,452	41,630
10/4	NEW YORK JETS	T	28-28 (OT)	69,631	68,723
10/12	● at Buffalo (MN).....	L	21-31	79,275	78,576
10/18	WASHINGTON	W	13-10	51,710	47,367
10/25	● at Dallas	L	27-28	65,066	64,221
11/1	BALTIMORE	W	27-10	50,473	46,061
11/8	● at New England	W	30-27 (OT)	61,297	60,436
11/15	OAKLAND	L	17-33	66,359	61,777
11/22	● at New York Jets.....	L	15-16	60,370	59,962
11/30	● PHILADELPHIA (MN).....	W	13-10	73,916	67,797
12/6	NEW ENGLAND	W	24-14	54,326	50,421
12/13	at Kansas City.....	W	17-7	57,477	57,407
12/19	BUFFALO (SA).....	W	16-6	73,629	72,956
				983,307	949,254

AMERICAN CONFERENCE PLAYOFF

1/2/82	● SAN DIEGO	L	38-41 (OT)	74,233	73,735
--------	-------------------	---	------------	--------	--------

1982: Won 7, Lost 2

Head Coach: Don Shula

Second (Tied) - American Football Conference

				DISTRIB	ACTUAL
9/12	at New York Jets	W	45-28	54,236	53,360
9/19	BALTIMORE	W	24-20	53,823	51,999
11/21	at Buffalo	W	9-7	54,475	52,945
11/29	at Tampa Bay (MN).....	L	17-23	70,686	54,854
12/5	MINNESOTA	W	22-14	50,474	45,721
12/12	at New England	L	0-3	33,293	25,716
12/18	NEW YORK JETS (SA).....	W	20-19	67,825	67,702
12/27	BUFFALO (MN)	W	27-10	75,051	73,924
1/2/83	at Baltimore	W	34-7	22,354	19,073
				482,217	445,294

Games Lost to Strike: at Green Bay (9/26), at Cincinnati (10/3), DETROIT (10/10), NEW ENGLAND (10/17), at L.A. Raiders (10/31), SAN DIEGO (MN, 11/8), CLEVELAND (11/14)

AMERICAN CONFERENCE PLAYOFF (first round)

1/8/83	NEW ENGLAND	W	28-13	70,881	68,842
--------	-------------------	---	-------	--------	--------

AMERICAN CONFERENCE PLAYOFF (second round)

1/16/83	● SAN DIEGO	W	34-13	73,772	71,383
---------	-------------------	---	-------	--------	--------

AMERICAN CONFERENCE CHAMPIONSHIP

1/23/83	● NEW YORK JETS	W	14-0	74,918	67,396
---------	-----------------------	---	------	--------	--------

SUPER BOWL XVII AT PASADENA

1/30/83	Washington	L	17-27		103,667
---------	------------------	---	-------	--	---------

1983: Won 12, Lost 4

Head Coach: Don Shula

First - Eastern Division

				DISTRIB	ACTUAL
9/4	at Buffalo	W	12-0	80,020	78,715
9/11	NEW ENGLAND	W	34-24	62,309	59,343
9/19	at L.A. Raiders (MN)	L	14-27	60,696	57,796
9/25	KANSAS CITY	W	14-6	55,125	50,785
10/2	at New Orleans	L	7-17	71,081	66,489
10/9	BUFFALO	L	35-38 (OT)	62,716	59,948
10/16	at New York Jets	W	32-14	60,370	58,615
10/23	at Baltimore	W	21-7	45,768	32,343
10/30	L.A. RAMS	W	30-14	74,856	72,175
11/6	at San Francisco	W	20-17	61,047	57,832
11/13	at New England	L	6-17	61,150	60,771
11/20	BALTIMORE	W	37-0	59,736	54,482
11/28	● CINCINNATI (MN)	W	38-14	75,007	74,506
12/4	at Houston.....	W	24-17	50,365	39,434
12/10	ATLANTA (SA).....	W	31-24	62,552	56,725
12/16	NEW YORK JETS (FR).....	W	34-14	75,057	59,975
				1,017,855	939,934

AMERICAN CONFERENCE PLAYOFF

12/31	SEATTLE.....	L	20-27	75,116	71,032
-------	--------------	---	-------	--------	--------

1984: Won 14, Lost 2

Head Coach: Don Shula

First - Eastern Division

				DISTRIB	ACTUAL
9/2	● at Washington	W	35-17	55,431	52,683
9/9	NEW ENGLAND	W	28-7	67,843	66,083

9/17	at Buffalo (MN)	W	21-17	66,317	65,455
9/23	INDIANAPOLIS	W	44-7	57,813	55,415
9/30	at St. Louis	W	36-28	48,605	46,991
10/7	● at Pittsburgh	W	31-7	59,103	59,103
10/14	HOUSTON	W	28-10	59,106	54,080
10/21	at New England	W	44-24	60,890	60,711
10/28	BUFFALO	W	38-7	61,897	58,824
11/4	at New York Jets	W	31-17	76,891	72,655
11/11	PHILADELPHIA	W	24-23	70,805	70,227
11/18	at San Diego	L	28-34 (OT)	60,234	53,041
11/26	NEW YORK JETS (MN)	W	28-17	75,002	74,884
12/2	● L.A. RAIDERS	L	34-45	75,151	71,222
12/9	● at Indianapolis	W	35-17	60,695	60,411
12/17	● DALLAS (MN)	W	28-21	75,105	74,139
				1,030,888	995,924

AMERICAN CONFERENCE PLAYOFF

12/29	● SEATTLE	W	31-10	74,291	73,469
-------	-----------------	---	-------	--------	--------

AMERICAN CONFERENCE CHAMPIONSHIP

1/6/85	● PITTSBURGH	W	45-28	76,029	76,029
--------	--------------------	---	-------	--------	--------

SUPER BOWL XIX AT PALO ALTO

1/20/85	San Francisco	L	16-38		84,059
---------	---------------------	---	-------	--	--------

1985: Won 12, Lost 4

Head Coach: Don Shula

First - Eastern Division

				DISTRIB	ACTUAL
9/8	at Houston	L	23-26	50,157	47,656
9/15	INDIANAPOLIS	W	30-13	57,772	53,693
9/22	KANSAS CITY	W	31-0	72,238	69,791
9/29	● at Denver	W	30-26	75,100	73,614
10/6	● PITTSBURGH	W	24-20	75,070	72,820
10/14	● at New York Jets (MN)	L	7-23	76,891	73,807
10/20	TAMPA BAY	W	41-38	62,987	62,335
10/27	● at Detroit	L	21-31	80,638	75,291
11/3	● at New England	L	13-17	61,000	58,811
11/10	● NEW YORK JETS	W	21-17	75,275	73,695
11/17	● at Indianapolis	W	34-20	60,656	59,666
11/24	at Buffalo	W	23-14	53,529	50,474
12/2	● CHICAGO (MN)	W	38-24	75,594	75,594
12/8	● at Green Bay	W	34-24	56,860	52,671
12/16	● NEW ENGLAND (MN)	W	30-27	75,825	69,489
12/22	BUFFALO	W	28-0	65,686	64,811
				1,075,278	1,034,218

AMERICAN CONFERENCE PLAYOFF

1/4/86	● CLEVELAND	W	24-21	75,842	75,128
--------	-------------------	---	-------	--------	--------

AMERICAN CONFERENCE CHAMPIONSHIP

1/12/86	● NEW ENGLAND	L	14-31	76,270	74,978
---------	---------------------	---	-------	--------	--------

1986: Won 8, Lost 8

Head Coach: Don Shula

Third - Eastern Division

				DISTRIB	ACTUAL
9/7	● at San Diego	L	28-50	60,147	57,726
9/14	INDIANAPOLIS	W	30-10	58,442	51,848
9/21	● at New York Jets	L	45-51 (OT)	76,891	71,025
9/28	SAN FRANCISCO	L	16-31	74,730	70,264
10/5	● at New England	L	7-34	61,000	60,689
10/12	BUFFALO	W	27-14	59,089	49,467
10/19	● L.A. RAIDERS	L	28-30	75,284	53,421
10/26	● at Indianapolis	W	17-13	60,596	58,350
11/2	HOUSTON	W	28-7	56,321	43,804
11/10	● at Cleveland (MN)	L	16-26	79,793	77,949
11/16	● at Buffalo	W	34-24	80,290	76,474
11/24	● NEW YORK JETS (MN)	W	45-3	76,254	70,206
11/30	ATLANTA	L	14-20	62,309	53,762
12/7	at New Orleans	W	31-27	69,136	64,761
12/14	● at L.A. Rams	W	37-31 (OT)	68,379	62,629
12/22	NEW ENGLAND (MN)	L	27-34	76,254	74,516
				1,094,915	996,891

1987: Won 8, Lost 7 **Head Coach: Don Shula**
Second (Tied) - Eastern Division

				DISTRIB	ACTUAL
9/13	● at New England	L	21-28	60,864	54,642
9/20	at Indianapolis	W	23-10	58,704	57,524
10/4	● at Seattle	L	20-24	32,056	19,448
10/11	KANSAS CITY	W	42-0	43,875	25,867
10/18	● at New York Jets	L	31-37 (OT)	39,000	18,249
10/25	BUFFALO	L	31-34 (OT)	70,592	61,295
11/1	PITTSBURGH	W	35-24	72,028	52,578
11/8	● at Cincinnati	W	20-14	59,931	53,840
11/15	INDIANAPOLIS	L	21-40	72,070	65,433
11/22	● at Dallas (SN)	W	20-14	63,292	56,519
11/29	at Buffalo	L	0-27	72,350	68,055
12/7	● NEW YORK JETS (MN)	W	37-28	72,672	62,592
12/13	● at Philadelphia	W	28-10	65,746	63,841
12/20	● WASHINGTON (SN)	W	23-21	72,743	65,715
12/28	● NEW ENGLAND (MN)	L	10-24	72,630	61,192
				928,553	786,790

Game Lost to Strike: NEW YORK GIANTS (9/27)

1988: Won 6, Lost 10 **Head Coach: Don Shula**
Fifth - Eastern Division

				DISTRIB	ACTUAL
9/4	● at Chicago	L	7-34	66,496	63,330
9/11	● at Buffalo	L	6-9	80,343	79,529
9/18	GREEN BAY	W	24-17	61,965	54,409
9/25	● at Indianapolis	L	13-15	60,577	59,638
10/2	MINNESOTA	W	24-7	65,757	59,867
10/9	at L.A. Raiders	W	24-14	55,178	50,751
10/16	SAN DIEGO	W	31-28	64,623	58,972
10/23	NEW YORK JETS	L	30-44	72,756	68,292
10/30	at Tampa Bay	W	17-14	74,314	67,352
11/6	● at New England	L	10-21	60,945	60,840
11/14	BUFFALO (MN)	L	6-31	72,610	67,091
11/20	NEW ENGLAND (SN)	L	3-6	65,009	53,525
11/27	● at New York Jets	L	34-38	76,891	52,752
12/4	INDIANAPOLIS	L	28-31	61,613	45,236
12/12	CLEVELAND (MN)	W	38-31	71,518	61,884
12/18	● at Pittsburgh	L	24-40	59,000	36,051
				1,069,595	939,519

1989: Won 8, Lost 8 **Head Coach: Don Shula**
Second (Tied) - Eastern Division

				DISTRIB	ACTUAL
9/10	BUFFALO	L	24-27	58,373	54,541
9/17	at New England	W	24-10	58,089	57,043
9/24	NEW YORK JETS	L	33-40	67,673	65,908
10/1	at Houston	L	7-39	53,617	53,326
10/8	CLEVELAND	W	13-10 (OT)	64,542	58,444
10/15	● at Cincinnati	W	20-13	60,044	58,184
10/22	GREEN BAY	W	23-20	60,570	56,624
10/29	● at Buffalo	L	17-31	80,422	80,208
11/5	INDIANAPOLIS	W	19-13	57,916	52,680
11/12	● at New York Jets	W	31-23	76,891	65,923
11/19	at Dallas	W	17-14	58,738	56,044
11/26	PITTSBURGH	L	14-34	65,302	59,936
12/3	at Kansas City	L	21-26	56,004	54,610
12/10	NEW ENGLAND (SN)	W	31-10	62,127	55,918
12/17	● at Indianapolis	L	13-42	60,643	55,665
12/24	KANSAS CITY	L	24-27	55,952	43,612
				996,903	928,666

1990: Won 12, Lost 4 **Head Coach: Don Shula**
Second - Eastern Division

				DISTRIB	ACTUAL
9/9	at New England	W	27-24	45,628	45,305
9/16	BUFFALO	W	30-7	68,490	68,142
9/23	● at New York Giants	L	3-20	77,186	76,483

9/30	● at Pittsburgh	W	28-6	59,000	54,691
10/7	NEW YORK JETS	W	20-16	71,835	69,678
10/18	NEW ENGLAND (TH)	W	17-10	65,017	62,630
10/28	● at Indianapolis.....	W	27-7	60,649	59,213
11/4	PHOENIX	W	23-3	57,652	54,924
11/11	● at New York Jets	W	17-3	76,891	68,362
11/19	● L.A. RAIDERS (MN)	L	10-13	72,393	70,553
11/25	at Cleveland	W	30-13	73,195	70,225
12/2	● at Washington	L	20-42	55,683	53,599
12/9	● PHILADELPHIA (SN).....	W	23-20 (OT)	71,904	67,034
12/16	SEATTLE.....	W	24-17	61,843	57,851
12/23	● at Buffalo	L	14-24	80,433	80,235
12/30	INDIANAPOLIS	W	23-17	63,797	59,547
				1,061,596	1,018,472

AMERICAN CONFERENCE FIRST ROUND PLAYOFF

1/5	● KANSAS CITY.....	W	17-16	73,067	67,276
1/12/91	● at Buffalo	L	34-44	80,252	77,087

AMERICAN CONFERENCE DIVISIONAL PLAYOFF

1991: Won 8, Lost 8 **Head Coach: Don Shula**
Second (Tied) - Eastern Division

				DISTRIB	ACTUAL
9/1	● at Buffalo	L	31-35	80,368	80,252
9/8	INDIANAPOLIS	W	17-6	55,076	51,155
9/15	at Detroit	L	13-17	59,693	56,896
9/22	GREEN BAY	W	16-13	57,799	56,583
9/29	● at New York Jets	L	23-41	76,891	71,170
10/6	at New England	W	20-10	55,075	49,749
10/13	● at Kansas City.....	L	7-42	77,865	76,021
10/20	HOUSTON	L	13-17	66,328	60,705
11/3	at Indianapolis	W	10-6	57,154	55,899
11/10	NEW ENGLAND (SN).....	W	30-20	59,169	56,065
11/18	● BUFFALO (MN)	L	27-41	72,839	71,062
11/24	● at Chicago	W	16-13 (OT)	66,946	58,288
12/1	TAMPA BAY	W	33-14	59,393	51,036
12/9	CINCINNATI (MN)	W	37-13	64,844	60,616
12/15	at San Diego	L	30-38	53,140	47,731
12/22	● NEW YORK JETS	L	20-23 (OT)	72,487	69,636
				1,035,067	972,864

1992: Won 11, Lost 5 **Head Coach: Don Shula**
First - Eastern Division

				DISTRIB	ACTUAL
9/14	at Cleveland (MN)	W	27-23	76,910	74,765
9/20	L.A. RAMS	W	26-10	59,892	55,945
9/27	● at Seattle	W	19-17	65,879	59,374
10/4	● at Buffalo	W	37-10	80,404	80,368
10/11	ATLANTA	W	21-17	71,646	68,633
10/18	NEW ENGLAND	W	38-17	61,120	57,282
10/25	INDIANAPOLIS	L	20-31	62,515	61,117
11/1	● at New York Jets	L	14-26	76,891	69,313
11/8	at Indianapolis.....	W	28-0	61,046	59,892
11/16	● BUFFALO (MN)	L	20-26	72,460	70,629
11/22	● HOUSTON	W	19-16	72,009	63,597
11/29	● at New Orleans	L	13-24	68,591	68,591
12/6	● at San Francisco	L	3-27	66,461	58,474
12/14	● L.A. RAIDERS (MN)	W	20-7	72,220	67,098
12/20	● NEW YORK JETS (SN).....	W	19-17	72,133	68,275
12/27	at New England	W	16-13 (OT)	43,137	34,726
				1,083,314	1,018,079

AMERICAN CONFERENCE DIVISIONAL PLAYOFF

1/10/93	● SAN DIEGO	W	31-0	72,625	71,224
1/17/93	● BUFFALO	L	10-29	72,996	72,703

AMERICAN CONFERENCE CHAMPIONSHIP

1993: Won 9, Lost 7 **Head Coach: Don Shula**
Second - Eastern Division

				DISTRIB	ACTUAL
9/5	at Indianapolis.....	W	24-20	54,249	51,858
9/12	NEW YORK JETS	L	14-24	73,150	70,314

9/26	● at Buffalo	W	22-13	80,076	79,635
10/4	● WASHINGTON (MN)	W	17-10	73,672	68,568
10/10	● at Cleveland	W	24-14	78,512	78,138
10/24	INDIANAPOLIS (SN).....	W	41-27	61,209	57,301
10/31	● KANSAS CITY.....	W	30-10	73,886	67,765
11/7	● at New York Jets.....	L	10-27	77,289	71,306
11/14	● at Philadelphia	W	19-14	66,552	64,213
11/21	NEW ENGLAND	W	17-13	65,929	59,982
11/25	● at Dallas	W	16-14	60,198	60,198
12/5	● NEW YORK GIANTS	L	14-19	74,444	72,161
12/13	● PITTSBURGH (MN).....	L	20-21	73,882	70,232
12/19	● BUFFALO	L	34-47	74,504	71,597
12/27	● at San Diego (MN)	L	20-45	63,349	60,311
1/2/94	● at New England	L	27-33 (OT)	60,290	53,883
				1,111,191	1,057,462

1994: Won 10, Lost 6
First - Eastern Division

Head Coach: Don Shula

				DISTRIB	ACTUAL
9/4	NEW ENGLAND	W	39-35	73,821	71,023
9/11	● Green Bay (at Mil.)	W	24-14	56,051	55,011
9/18	● NEW YORK JETS	W	28-14	73,925	68,977
9/25	● at Minnesota	L	35-38	64,035	64,035
10/2	● at Cincinnati (SN)	W	23-7	59,943	55,056
10/9	● at Buffalo	L	11-21	79,583	79,491
10/16	● L.A. RAIDERS	W	20-17 (OT)	74,207	70,112
10/30	● at New England	W	23-3	60,292	59,167
11/6	INDIANAPOLIS	W	22-21	74,028	71,158
11/13	● CHICAGO	L	14-17	74,340	64,871
11/20	● at Pittsburgh.....	L	13-16 (OT)	59,148	59,148
11/27	● at New York Jets.....	W	28-24	77,716	75,606
12/4	● BUFFALO (SN)	L	31-42	74,436	69,358
12/12	● KANSAS CITY (MN).....	W	45-28	74,421	71,578
12/18	● at Indianapolis.....	L	6-10	60,714	58,867
12/25	● DETROIT (SN)	W	27-20	74,302	70,980
				1,110,962	1,064,438

AMERICAN CONFERENCE FIRST-ROUND PLAYOFF

12/31	● KANSAS CITY.....	W	27-17	74,248	69,757
-------	--------------------	---	-------	--------	--------

AMERICAN CONFERENCE DIVISIONAL PLAYOFF

1/8/95	● at San Diego	L	21-22	63,682	63,381
--------	----------------------	---	-------	--------	--------

1995: Won 9, Lost 7
Second (Tied) - Eastern Division

Head Coach: Don Shula

				DISTRIB	ACTUAL
9/3	● NEW YORK JETS.....	W	52-14	74,900	71,317
9/10	● at New England	W	20-3	60,292	60,239
9/18	● PITTSBURGH (MN).....	W	23-10	75,186	72,874
10/1	● at Cincinnati	W	26-23	56,448	52,671
10/8	● INDIANAPOLIS	L	24-27 (OT)	75,181	68,471
10/15	at New Orleans	L	30-33	64,529	55,628
10/22	● at N.Y. Jets.....	L	16-17	77,716	67,228
10/29	● BUFFALO	W	23-6	75,224	71,060
11/5	● at San Diego (SN)	W	24-14	63,199	61,996
11/12	● NEW ENGLAND	L	17-34	75,378	70,399
11/20	● SAN FRANCISCO (MN)....	L	20-44	75,557	73,080
11/26	● at Indianapolis.....	L	28-36	60,902	60,414
12/3	● ATLANTA	W	21-20	75,217	63,395
12/11	● KANSAS CITY (MN).....	W	13-6	75,311	70,321
12/17	● at Buffalo	L	20-23	79,703	79,531
12/24	● at St. Louis	W	41-22	65,728	63,876
				1,129,674	1,062,500

AMERICAN CONFERENCE FIRST-ROUND PLAYOFF

12/30	● at Buffalo.....	L	22-37	79,671	73,103
-------	-------------------	---	-------	--------	--------

1996: Won 8, Lost 8
Fourth - Eastern Division

Head Coach: Jimmy Johnson

				DISTRIB	ACTUAL
9/1	● NEW ENGLAND	W	24-10	74,855	71,542
9/8	at Arizona (SN)	W	38-10	57,988	55,444

9/15	● NEW YORK JETS.....	W	36-27	75,103	68,137
9/23	● at Indianapolis (MN).....	L	6-10	61,393	60,891
10/6	● SEATTLE.....	L	15-22	75,224	59,539
10/13	● at Buffalo.....	W	21-7	79,803	79,642
10/20	● at Philadelphia.....	L	28-35	66,890	66,240
10/27	● DALLAS.....	L	10-29	75,651	75,283
11/3	● at New England.....	L	23-42	60,292	58,942
11/10	● INDIANAPOLIS.....	W	37-13	75,387	66,623
11/17	at Houston.....	W	23-20	48,890	47,358
11/25	● PITTSBURGH (MN).....	L	17-24	75,507	73,489
12/1	● at Oakland.....	L	7-17	61,436	60,591
12/8	● NEW YORK GIANTS.....	L	7-17	75,234	63,889
12/16	● BUFFALO (MN).....	W	16-14	75,388	67,016
12/22	● at New York Jets.....	W	31-28	77,716	47,271
				1,115,257	1,022,297

1997: Won 9, Lost 7
Second - Eastern Division

Head Coach: Jimmy Johnson

					PAID
8/31	INDIANAPOLIS.....	W	16-10		70,813
9/7	TENNESSEE.....	W	16-13 (OT)		64,439
9/14	● at Green Bay.....	L	18-23		60,075
9/21	● at Tampa Bay (SN).....	L	21-31		73,314
10/5	● KANSAS CITY.....	W	17-14		71,794
10/12	● at New York Jets.....	W	31-20		75,601
10/19	● at Baltimore.....	W	24-13		64,354
10/27	● CHICAGO (MN).....	L	33-36 (OT)		73,156
11/2	● at Buffalo.....	L	6-9		78,011
11/9	● NEW YORK JETS.....	W	24-17		73,089
11/17	● BUFFALO (MN).....	W	30-13		74,155
11/23	● at New England.....	L	24-27		59,002
11/30	at Oakland.....	W	34-16		50,569
12/7	● DETROIT (SN).....	W	33-30		72,266
12/14	● at Indianapolis.....	L	0-41		61,282
12/22	● NEW ENGLAND (MN).....	L	12-14		74,379
					1,095,669

AMERICAN CONFERENCE FIRST-ROUND PLAYOFF

12/28	● at New England.....	L	3-17		60,041
-------	-----------------------	---	------	--	--------

1998: Won 10, Lost 6
Second - Eastern Division

Head Coach: Jimmy Johnson

					PAID
9/6	● at Indianapolis.....	W	24-15		65,087
9/13	● BUFFALO.....	W	13-7		73,097
9/20	● PITTSBURGH.....	W	21-0		73,948
10/4	● at N.Y. Jets.....	L	9-20		75,257
10/12	● at Jacksonville (MN).....	L	21-28		74,051
10/18	ST. LOUIS.....	W	14-0		65,418
10/25	● NEW ENGLAND.....	W	12-9 (OT)		73,973
11/1	● at Buffalo.....	L	24-30		79,011
11/8	● INDIANAPOLIS.....	W	27-14		73,400
11/15	at Carolina.....	W	13-9		67,887
11/23	● at New England (MN).....	L	23-26		58,729
11/29	● NEW ORLEANS.....	W	30-10		73,216
12/6	at Oakland.....	W	27-17		61,254
12/13	● N.Y. JETS (SN).....	L	16-21		74,369
12/21	● DENVER (MN).....	W	31-21		74,363
12/27	● at Atlanta.....	L	16-38		69,754
					1,132,814

AMERICAN CONFERENCE FIRST-ROUND PLAYOFF

1/2/99	● BUFFALO.....	W	24-17		72,698
--------	----------------	---	-------	--	--------

AMERICAN CONFERENCE DIVISIONAL PLAYOFF

1/9/99	● at Denver.....	L	3-38		75,729
--------	------------------	---	------	--	--------

1999: Won 9, Lost 7
Second - Eastern Division

Head Coach: Jimmy Johnson

					PAID
9/13	● at Denver (MN).....	W	38-21		75,623
9/19	● ARIZONA.....	W	19-16		73,618

10/4	● BUFFALO (MN)	L	18-23	74,073
10/10	● at Indianapolis.....	W	34-31	56,810
10/17	● at New England	W	31-30	60,006
10/24	● PHILADELPHIA.....	W	16-13	73,975
10/31	● at Oakland.....	W	16-9	61,556
11/7	● TENNESSEE (SN)	W	17-0	74,109
11/14	● at Buffalo.....	L	3-23	72,810
11/21	● NEW ENGLAND	W	27-17	74,295
11/25	● at Dallas	L	0-20	64,328
12/5	● INDIANAPOLIS	L	34-37	74,096
12/12	● at New York Jets.....	L	20-28	78,246
12/19	● SAN DIEGO	W	12-9	73,765
12/27	● NEW YORK JETS (MN).....	L	31-38	74,230
1/2/00	● at Washington.....	L	10-21	78,106
				1,139,646

AMERICAN CONFERENCE FIRST-ROUND PLAYOFF

1/9/00	● at Seattle	W	20-17	66,170
--------	--------------------	---	-------	--------

AMERICAN CONFERENCE DIVISIONAL PLAYOFF

1/15/00	● at Jacksonville	L	7-62	75,173
---------	-------------------------	---	------	--------

2000: Won 11, Lost 5

Head Coach: Dave Wannstedt

First - Eastern Division

				PAID
9/3	● SEATTLE.....	W	23-0	72,949
9/10	● at Minnesota	L	7-13	64,112
9/17	● BALTIMORE (SN)	W	19-6	73,464
9/24	● NEW ENGLAND	W	10-3	73,344
10/1	● at Cincinnati	W	31-16	61,535
10/8	● BUFFALO	W	22-13	73,901
10/23	● at New York Jets (MN)	L	37-40 (OT)	78,389
10/29	● GREEN BAY	W	28-20	73,740
11/5	● at Detroit.....	W	23-8	77,813
11/12	● at San Diego	W	17-7	56,896
11/19	● NEW YORK JETS	L	3-20	74,320
11/26	● at Indianapolis.....	W	17-14	56,935
12/3	● at Buffalo.....	W	33-6	73,002
12/10	● TAMPA BAY	L	13-16	74,307
12/17	● INDIANAPOLIS	L	13-20	73,884
12/24	● at New England	W	27-24	60,292
				1,118,883

AMERICAN CONFERENCE FIRST-ROUND PLAYOFF

12/30	INDIANAPOLIS	W	23-17 (OT)	73,193
-------	--------------------	---	------------	--------

AMERICAN CONFERENCE DIVISIONAL PLAYOFF

1/6/01	● at Oakland.....	L	0-27	61,998
--------	-------------------	---	------	--------

2001: Won 11, Lost 5

Head Coach: Dave Wannstedt

Second - Eastern Division

				PAID
9/9	● at Tennessee (SN)	W	31-23	68,798
9/23	● OAKLAND	W	18-15	73,404
9/30	● at St. Louis	L	10-42	66,046
10/7	● NEW ENGLAND	W	30-10	73,024
10/14	● at New York Jets	L	17-21	78,823
10/28	● at Seattle	W	24-20	59,108
11/4	● CAROLINA	W	23-6	72,597
11/11	● at Indianapolis	W	27-24	57,127
11/18	● NEW YORK JETS	L	0-24	74,259
11/25	● at Buffalo	W	34-27	73,063
12/2	● DENVER	W	21-10	73,938
12/10	● INDIANAPOLIS (MN)	W	41-6	73,858
12/16	● at San Francisco	L	0-21	68,223
12/22	● at New England (SA).....	L	13-20	60,292
12/30	● ATLANTA	W	21-14	73,619
1/6/02	● BUFFALO	W	34-7	73,428
				1,118,883

AMERICAN CONFERENCE FIRST-ROUND PLAYOFF

1/13/02	BALTIMORE	L	3-20	72,251
---------	-----------------	---	------	--------

2002: Won 9, Lost 7 **Head Coach: Dave Wannstedt**
Third - Eastern Division

				PAID
9/8	● DETROIT	W	49-21	72,216
9/15	● at Indianapolis.....	W	21-13	56,650
9/22	● NEW YORK JETS	W	30-3	73,426
9/29	● at Kansas City.....	L	30-48	78,178
10/6	● NEW ENGLAND	W	26-13	73,369
10/13	● at Denver (SN).....	W	24-22	75,941
10/20	● BUFFALO	L	10-23	73,180
11/4	● at Green Bay (MN)	L	10-24	63,284
11/10	● at New York Jets (SN)	L	10-13	78,920
11/17	● BALTIMORE	W	26-7	73,013
11/24	● SAN DIEGO	W	30-3	73,138
12/1	● at Buffalo	L	21-38	73,287
12/9	● CHICAGO (MN)	W	27-9	73,609
12/15	● OAKLAND	W	23-17	73,572
12/21	● at Minnesota (SA).....	L	17-20	64,285
12/29	● at New England	L	24-27 (OT)	68,436
				1,144,504

2003: Won 10, Lost 6 **Head Coach: Dave Wannstedt**
Second - Eastern Division

				PAID
9/7	● HOUSTON	L	20-21	73,010
9/14	● at New York Jets	W	21-10	77,461
9/21	● BUFFALO (SN)	W	17-7	73,458
10/5	● at New York Giants	W	23-10	78,863
10/12	● at Jacksonville	W	24-10	66,437
10/19	● NEW ENGLAND	L	13-19 (OT)	73,650
10/27	● San Diego (at Tempe) (MN)	W	26-10	73,014
11/2	● INDIANAPOLIS	L	17-23	73,258
11/9	● at Tennessee	L	7-31	68,809
11/16	● BALTIMORE	W	9-6 (OT)	73,333
11/23	● WASHINGTON (SN)	W	24-23	73,578
11/27	● at Dallas	W	40-21	64,110
12/7	● at New England	L	0-12	68,436
12/15	● PHILADELPHIA (MN)	L	27-34	73,780
12/21	● at Buffalo	W	20-3	73,319
12/28	● NEW YORK JETS	W	23-21	73,720
				1,158,236

2004: Won 4, Lost 12 **Head Coaches: Dave Wannstedt (Weeks 1-9)**
Fourth - Eastern Division **Jim Bates (Weeks 10-16)**

				PAID
9/11	● TENNESSEE (SA).....	L	7-17	69,987
9/19	● at Cincinnati (SN)	L	13-16	65,705
9/26	● PITTSBURGH (SN).....	L	3-13	72,225
10/3	● NEW YORK JETS	L	9-17	73,157
10/10	● at New England	L	10-24	68,756
10/17	● at Buffalo	L	13-20	72,714
10/24	● ST. LOUIS	W	31-14	72,945
11/1	● at New York Jets (MN).....	L	14-41	78,216
11/7	● ARIZONA	L	23-24	72,612
11/21	● at Seattle	L	17-24	66,644
11/28	● at San Francisco	W	24-17	66,156
12/5	● BUFFALO	L	32-42	73,084
12/12	● at Denver	L	17-20	75,027
12/20	● NEW ENGLAND (MN)	W	29-28	73,629
12/26	● CLEVELAND (SN).....	W	10-7	73,169
1/2/05	● at Baltimore	L	23-30	69,843
				1,143,869

2005: Won 9, Lost 7 **Head Coach: Nick Saban**
Second - Eastern Division

				PAID
9/11	● DENVER	W	34-10	72,324
9/18	● at New York Jets	L	7-17	77,918
9/25	● CAROLINA	W	27-24	72,288

10/9	● at Buffalo	L	14-20	72,160
10/16	● at Tampa Bay	L	13-27	65,168
10/21	● KANSAS CITY (FR)	L	20-30	68,350
10/30	● at New Orleans	W	21-6	61,643
11/6	● ATLANTA	L	10-17	72,187
11/13	● NEW ENGLAND	L	16-23	73,405
11/20	● at Cleveland	L	0-22	72,773
11/27	● at Oakland	W	33-21	49,097
12/4	● BUFFALO	W	24-23	72,051
12/11	● at San Diego	W	23-21	65,026
12/18	● NEW YORK JETS	W	24-20	72,650
12/24	● TENNESSEE (SA).....	W	24-10	72,001
1/1/06	● at New England	W	28-26	68,756
				1,107,797

2006: Won 6, Lost 10
Fourth - Eastern Division

Head Coach: Nick Saban

				PAID
9/7	● at Pittsburgh (TH).....	L	17-28	64,927
9/17	● BUFFALO	L	6-16	72,797
9/24	● TENNESSEE	W	13-10	72,733
10/1	● at Houston	L	15-17	70,071
10/8	● at New England	L	10-20	68,756
10/15	● at New York Jets	L	17-20	77,439
10/22	● GREEN BAY	L	24-34	73,548
11/5	● at Chicago	W	31-13	62,206
11/12	● KANSAS CITY.....	W	13-10	73,132
11/19	● MINNESOTA	W	24-20	73,070
11/23	● at Detroit	W	27-10	61,562
12/3	● JACKSONVILLE	L	10-24	73,160
12/10	● NEW ENGLAND	W	21-0	74,033
12/17	at Buffalo	L	0-21	71,011
12/25	● NEW YORK JETS (MN) ...	L	10-13	73,500
12/31	● at Indianapolis	L	22-27	57,310
				1,116,255

2007: Won 1, Lost 15
Fourth - Eastern Division

Head Coach: Cam Cameron

				PAID
9/9	● at Washington	L	13-16 (OT)	90,163
9/16	● DALLAS	L	20-37	71,615
9/23	● at New York Jets	L	28-31	77,197
9/30	● OAKLAND	L	17-35	70,621
10/7	● at Houston	L	19-22	70,156
10/14	● at Cleveland	L	31-41	73,198
10/21	● NEW ENGLAND	L	28-49	71,951
10/28	● N.Y. GIANTS (London, Eng.)	L	10-13	81,176
11/11	● BUFFALO	L	10-13	70,615
11/18	● at Philadelphia	L	7-17	68,934
11/26	● at Pittsburgh (MN)	L	0-3	57,704
12/2	● NEW YORK JETS	L	13-40	71,109
12/9	● at Buffalo	L	17-38	71,018
12/16	● BALTIMORE	W	22-16 (OT)	70,287
12/23	● at New England	L	7-28	68,756
12/30	● CINCINNATI	L	25-38	70,461
				1,085,483

2008: Won 11, Lost 5
First - Eastern Division

Head Coach: Tony Sparano

				PAID
9/7	● NEW YORK JETS	L	14-20	65,859
9/14	● at Arizona	L	10-31	63,445
9/21	● at New England	W	38-13	68,756
10/5	● SAN DIEGO	W	17-10	65,063
10/12	● at Houston.....	L	28-29	70,023
10/19	● BALTIMORE	L	13-27	64,972
10/26	● BUFFALO	W	25-16	65,011
11/2	● at Denver	W	26-17	75,499
11/9	● SEATTLE.....	W	21-19	64,862

11/16	● OAKLAND	W	17-15	65,113
11/23	● NEW ENGLAND	L	28-48	67,146
11/30	● at St. Louis	W	16-12	61,046
12/7	● Buffalo (Toronto, Canada)	W	16-3	52,134
12/14	● SAN FRANCISCO	W	14-9	65,893
12/21	● at Kansas City.....	W	38-31	73,689
12/28	● at New York Jets.....	W	24-17	79,454
				1,067,965

AMERICAN CONFERENCE WILD CARD PLAYOFF

1/4/09	● BALTIMORE	L	9-27	74,240
--------	-------------------	---	------	--------

2009: Won 7, Lost 9 **Head Coach: Tony Sparano**
Third - Eastern Division

				PAID
9/13	● at Atlanta.....	L	7-19	67,606
9/21	● INDIANAPOLIS (MN)	L	23-27	66,227
9/27	● at San Diego	L	13-23	67,230
10/4	● BUFFALO	W	38-10	65,523
10/12	● NEW YORK JETS (MN) ...	W	31-27	69,767
10/25	● NEW ORLEANS	L	34-46	66,689
11/1	● at New York Jets.....	W	30-25	77,531
11/8	● at New England	L	17-27	68,756
11/15	● TAMPA BAY.....	W	25-23	66,085
11/19	● at Carolina (TH)	W	24-17	73,475
11/29	● at Buffalo	L	14-31	70,155
12/6	● NEW ENGLAND	W	22-21	70,102
12/13	at Jacksonville	W	14-10	60,457
12/20	● at Tennessee	L	24-27 (OT)	69,143
12/27	● HOUSTON	L	20-27	65,847
1/3/10	● PITTSBURGH	L	24-30	70,102
				1,160,554

2010: Won 7, Lost 9 **Head Coach: Tony Sparano**
Third - Eastern Division

				PAID
9/12	● at Buffalo	W	15-10	69,295
9/19	● at Minnesota	W	14-10	63,846
9/26	● NEW YORK JETS (SN)	L	23-31	70,481
10/4	● NEW ENGLAND (MN)	L	14-41	69,090
10/17	● at Green Bay	W	23-20 (OT)	70,815
10/24	● PITTSBURGH	L	22-23	69,867
10/31	● at Cincinnati	W	22-14	63,179
11/7	● at Baltimore	L	10-26	71,305
11/14	● TENNESSEE	W	29-17	65,585
11/18	● CHICAGO (TH).....	L	0-16	68,752
11/28	at Oakland	W	33-17	48,946
12/5	● CLEVELAND	L	10-13	65,942
12/12	● at New York Jets	W	10-6	78,948
12/19	● BUFFALO	L	14-17	65,511
12/26	● DETROIT	L	27-34	66,731
1/2/11	● at New England	L	7-38	68,756
				1,076,049

2011: Won 6, Lost 10 **Head Coaches: Tony Sparano (Weeks 1-13)**
Third - Eastern Division **Todd Bowles (Weeks 14-16)**

				PAID
9/12	● NEW ENGLAND	L	24-38	66,860
9/18	● HOUSTON	L	13-23	51,032
9/25	● at Cleveland	L	16-17	66,651
10/2	at San Diego	L	16-26	63,002
10/17	● at New York Jets.....	L	6-24	78,912
10/23	● DENVER	L	15-18 (OT)	63,800
10/30	● at New York Giants	L	17-20	79,302
11/6	● at Kansas City	W	31-3	72,263
11/13	● WASHINGTON	W	20-9	57,007
11/20	● BUFFALO	W	35-8	57,531
11/24	● at Dallas	L	19-20	87,418
12/4	● OAKLAND	W	34-14	57,225
12/11	● PHILADELPHIA	L	10-26	67,823

12/18	at Buffalo	W	30-23	60,988
12/24	● at New England	L	24-27	68,756
1/1/12	● NEW YORK JETS	W	19-17	65,811

1,046,381

2012: Won 7, Lost 9
Second - Eastern Division

Head Coach: Joe Philbin

				PAID
9/9	● at Houston	L	10-30	71,566
9/16	● OAKLAND	W	35-13	54,245
9/23	● NEW YORK JETS	L	20-23 (OT)	60,102
9/30	● at Arizona	L	21-24 (OT)	60,183
10/7	● at Cincinnati	W	17-13	61,162
10/14	● ST. LOUIS	W	17-14	52,983
10/28	● at New York Jets	W	30-9	79,088
11/4	● at Indianapolis	L	20-23	66,479
11/11	● TENNESSEE	L	3-37	60,165
11/15	● at Buffalo (TH)	L	14-19	69,118
11/25	● SEATTLE	W	24-21	51,295
12/2	● NEW ENGLAND	L	16-23	72,114
12/9	● at San Francisco	L	13-27	69,732
12/16	● JACKSONVILLE	W	24-3	53,667
12/23	● BUFFALO	W	24-10	54,462
12/30	● at New England	L	0-28	68,756

1,005,117

2013: Won 8, Lost 8
Third - Eastern Division

Head Coach: Joe Philbin

				PAID
9/8	● at Cleveland	W	23-10	71,513
9/15	● at Indianapolis	W	24-20	65,406
9/22	● ATLANTA	W	27-23	70,660
9/30	● at New Orleans (MN)	L	17-38	73,118
10/6	● BALTIMORE	L	23-26	68,342
10/20	● BUFFALO	L	21-23	60,592
10/27	● at New England	L	17-27	68,756
10/31	● CINCINNATI (TH)	W	22-20 (OT)	52,388
11/11	● at Tampa Bay (MN)	L	19-22	64,448
11/17	● SAN DIEGO	W	20-16	60,256
11/24	● CAROLINA	L	16-20	60,156
12/01	● at New York Jets	W	23-3	76,957
12/08	● at Pittsburgh	W	34-28	52,489
12/15	● NEW ENGLAND	W	24-20	71,863
12/22	at Buffalo	L	0-19	54,305
12/29	● NEW YORK JETS	L	7-20	70,296

1,041,545

2014: Won 8, Lost 8
Third - Eastern Division

Head Coach: Joe Philbin

				PAID
9/7	● NEW ENGLAND	W	33-20	70,630
9/14	● at Buffalo	L	10-29	69,954
9/21	● Kansas City	L	15-34	70,313
9/28	● at Oakland (London, Eng.)	W	38-14	83,436
10/12	● GREEN BAY	L	24-27	70,875
10/19	● at Chicago	W	27-14	62,413
10/26	● at Jacksonville	W	27-13	65,633
11/2	● SAN DIEGO	W	37-0	70,222
11/9	● at Detroit	L	16-20	63,179
11/13	● BUFFALO (TH)	W	22-9	71,573
11/23	● at Denver	L	36-39	76,987
12/1	● at New York Jets (MN)	W	16-13	78,160
12/7	● BALTIMORE	L	13-28	70,244
12/14	● at New England	L	13-41	68,756
12/21	● MINNESOTA	W	37-35	66,203
12/28	● NEW YORK JETS	L	24-37	70,220

1,128,798

1966 FINAL STATISTICS (3-11)

DATE	OPPONENT	SCORE	W/L	ATT.
9/2	OAKLAND	14-23	L	25,188
9/9	NEW YORK	14-19	L	33,650
9/18	at Buffalo	24-58	L	37,176
10/2	at San Diego	10-44	L	26,444
10/9	at Oakland	10-21	L	28,863
10/16	DENVER	24-7	W	22,191
10/23	at Houston	20-13	W	21,999
11/6	BUFFALO	0-29	L	36,685
11/13	at Kansas City	16-34	L	33,733
11/20	at New York	13-30	L	57,092
11/27	BOSTON	14-20	L	22,480
12/4	at Denver	7-17	L	32,116
12/11	KANSAS CITY	18-19	L	17,881
12/18	HOUSTON	29-28	W	19,274

TEAM STATISTICS	MIA.	OPP.
TOTAL FIRST DOWNS	200	237
By Rushing	75	83
By Passing	103	140
By Penalty	22	14
TOTAL NET YARDS	3458	4611
Average Per Game	247.0	329.4
Total Plays	884	857
Average Per Play	3.9	5.4
NET YARDS RUSHING	1410	1510
Average Per Game	100.7	107.9
Total Rushes	394	416
NET YARDS PASSING	2048	3101
Average Per Game	146.3	221.5
Tackled/Yards Lost	36/326	16/180
Gross Yards	2374	3281
Attempts/Completions	454/179	425/198
Completion Percentage	39.4	46.6
Had Intercepted	32	31
PUNTS/AVERAGE	82/39.4	64/43.9
PENALTIES/YARDS	70/630	81/882
FUMBLES/BALL LOST	29/10	25/15
TOUCHDOWNS	26	44
By Rushing	5	15
By Passing	16	25
By Returns	5	4

Score By Quarters	1	2	3	4	Total
DOLPHINS	39	64	24	86	213
OPPONENTS	64	131	83	84	362

RUSHING	NO.	YDS.	AVG.	LG	TD
Auer	121	416	3.4	41	4
Gilchrist	72	262	3.6	22	0
Joe	71	232	3.3	14	0
Wilson	27	137	5.1	37	0
Casares	43	135	3.1	10	0
Price	31	107	3.4	14	0
Chesser	16	74	4.6	19	0
Jackson	2	22	11.0	24	0
Stofa	3	17	5.7	14	0
Wood	5	6	1.2	7	1
Norton	3	2	0.6	3	0
DOLPHINS	394	1410	3.6	41	5
OPPONENTS	416	1510	3.6	50	15

RECEIVING	NO.	YDS.	AVG.	LG	TD
Kocourek	27	320	11.9	43	2
Roberson	26	519	20.0	80t	2
Auer	22	263	12.0	27	4
Noonan	17	224	13.2	35	1

PASSING	ATT.	COMP.	YDS.	PCT.	TD	INT.	LG	SCK/LST	RATING
Wood	230	83	993	36.1	4	14	71	20/207	30.5
Wilson	112	46	764	41.1	5	10	80t	11/77	42.4
Stofa	57	29	425	50.9	4	2	48	3/29	84.3
Norton	55	21	192	38.2	3	6	43	2/13	27.0
DOLPHINS	454	179	2374	39.4	16	32	80t	36/236	39.1
OPPONENTS	425	198	3281	46.6	25	32	89t	16/180	61.3

Jackson	16	317	19.8	48	2
Joe	13	116	8.9	67	1
Gilchrist	13	110	8.5	22	1
Roderick	11	156	14.2	64	1
Twilley	10	128	12.8	20	0
Casares	8	45	5.6	20	1
Cronin	7	83	11.9	25	1
Mingo	3	40	13.3	21	0
Moreau	2	15	7.5	9	0
Price	2	14	7.0	9	0
Matthews	1	20	20.0	20	0
Chesser	1	4	4.0	4	0
DOLPHINS	179	2374	13.3	80t	16
OPPONENTS	198	3281	16.6	89t	25

INTERCEPTIONS	NO.	YDS.	AVG.	LG	TD
West	8	62	7.8	27	0
Warren	5	198	39.6	70t	1
Westmoreland	4	104	26.0	42	1
Erlandson	3	31	10.3	26t	1
Jaquess	3	27	9.0	27t	1
McDaniel	2	20	10.0	20	0
McGeever	2	15	7.5	15	0
Faison	1	26	26.0	26	0
Neff	1	22	22.0	22	0
Emanuel	1	14	14.0	14	0
Rudolph	1	3	3.0	3	0
DOLPHINS	31	522	16.8	70t	4
OPPONENTS	32	370	11.6	60t	1

PUNTING	NO.	YDS.	AVG.	LG	BK
Wilson	42	1772	42.1	63	1
McDaniel	32	1222	38.2	54	0
Chesser	7	233	33.3	39	0
DOLPHINS	82	3227	39.4	63	1
OPPONENTS	64	2809	43.9	70	0

PUNT RET.	NO.	YDS.	AVG.	LG	TD
Neff	10	60	6.0	15	0
Auer	5	99	19.8	56	0
Matthews	4	38	9.5	19	0
Jackson	2	7	3.5	7	0
DOLPHINS	21	204	9.7	56	0
OPPONENTS	40	412	10.3	72t	1

KICKOFF RET.	NO.	YDS.	AVG.	LG	TD
Auer	28	698	24.9	95t	1
Neff	15	376	25.1	90	0
Matthews	5	109	21.8	29	0
Hunter	5	84	16.8	29	0
Jaquess	5	77	15.4	23	0
Jackson	4	105	26.3	34	0
Roderick	1	17	17.0	17	0
Branch	1	15	15.0	15	0
Bruggers	1	3	3.0	3	0
Noonan	0	23	-	23	0
DOLPHINS	65	1507	23.2	95t	1
OPPONENTS	46	939	43.9	96t	1

SCORING	Ru	Pa	Rt	PAT	FG	S	2	TP
Auer	4	4	1	0	0	0	0	54
Mingo	0	0	0	23	23/310	22	0	53
Jackson	0	2	0	0	0	0	0	12
Kocourek	0	2	0	0	0	0	0	12
Roberson	0	2	0	0	0	0	0	12

Joe	0	1	0	0	0	0	1	8
Casares	0	1	0	0	0	0	0	6
Cronin	0	1	0	0	0	0	0	6
Erlandson	0	1	0	0	0	0	0	6
Gilchrist	0	1	0	0	0	0	0	6
Jaquess	0	1	0	0	0	0	0	6
Noonan	0	1	0	0	0	0	0	6
Roderick	0	1	0	0	0	0	0	6
Warren	0	1	0	0	0	0	0	6
Westmoreland	0	1	0	0	0	0	0	6
Wood	1	0	0	0	0	0	0	6
Wilson	0	0	0	0	0	0	1	2

DOLPHINS	5	16	5	23/2310	22	0	1	213
OPPONENTS	15	25	4	38/4218	36	2	1	362

FIELD GOALS	1-19	20-29	30-39	40-49	50+
Mingo	2/3	4/6	1/3	3/8	0/2
DOLPHINS	2/3	4/6	1/3	3/8	0/2
OPPONENTS	3/4	7/12	4/8	3/9	1/3

TWO-POINT CONVERSIONS
Joe 1, Wilson 1.
DOLPHINS 2-3, OPPONENTS 1-2

USUAL STARTERS
OFFENSE
WR - Frank Jackson (7), *John Roderick (4), Karl Noonan (3)
LT - Maxie Williams (14)
LG - Ernie Park (11)
C - Tom Goode (13)
RG - Billy Neighbors (10)
RT - Norm Evans (12)
TE - Dave Kocourek (14)
WR - Bo Roberson (8), Karl Noonan (4)
QB - George Wilson, Jr. (7), Dick Wood (4)
RB - Joe Auer (14)
FB - Billy Joe (7), Cookie Gilchrist (5)

DEFENSE
LDE - Ed Cooke (13)
LDT - Tom Nomina (11)
RDT - Rich Zecher (9)
RDE - LaVerne Torczon (13)
LLB - Tom Erlandson (14)
MLB - *Frank Emanuel (11)
RLB - *Wahoo McDaniel (8), Jack Rudolph (4)
LCB - Jimmy Warren (14)
RCB - Dick Westmoreland (14)
SS - Pete Jaquess (9)
FS - Willie West (14)

* Indicates rookie

1967 FINAL STATISTICS (4-10)

DATE	OPPONENT	SCORE	W/L	ATT.
9/17	DENVER	35-21	W	29,072
9/24	KANSAS CITY	0-24	L	33,280
10/1	at New York	7-29	L	59,433
10/8	at Kansas City	0-41	L	42,920
10/15	at Boston	10-41	L	17,859
10/22	NEW YORK	14-33	L	28,392
11/5	at Buffalo	13-35	L	30,950
11/12	at San Diego	0-24	L	32,395
11/19	at Oakland	17-31	L	33,753
11/26	BUFFALO	17-14	W	24,357
12/3	at Houston	14-17	L	20,979
12/10	SAN DIEGO	41-24	W	23,007
12/17	BOSTON	41-32	W	22,079
12/23	HOUSTON	10-41	L	29,628

TEAM STATISTICS	MIA.	OPP.
TOTAL FIRST DOWNS	212	269
By Rushing	65	106
By Passing	123	142
By Penalty	24	21
TOTAL NET YARDS	3659	4980
Average Per Game	261.4	355.7
Total Plays	847	843
Average Per Play	4.3	5.9
NET YARDS RUSHING	1323	2145
Average Per Game	94.5	153.2
Total Rushes	326	466
NET YARDS PASSING	2336	2835
Average Per Game	166.9	202.5
Tackled/Yards Lost	41/405	28/247
Gross Yards	2741	3082
Attempts/Completions	480/229	349/188
Completion Percentage ..	47.7	53.8
Had Intercepted	28	28
PUNTS/AVERAGE	70/41.6	52/41.1
PENALTIES/YARDS	53/490	59/691
FUMBLES/BALL LOST	36/16	19/8
TOUCHDOWNS	28	53
By Rushing	10	18
By Passing	16	31
By Returns	2	4

Score By Quarters	1	2	3	4	Total
DOLPHINS	27	75	52	65	— 219
OPPONENTS	86	122	101	98	— 407

RUSHING	NO.	YDS.	AVG.	LG	TD
Haynes	56	274	4.9	65t	2
Mitchell	83	269	3.2	22	3
Harper	41	197	4.8	37	1
Price	46	179	3.9	38	1
Griese	37	157	4.2	22	1
Auer	44	128	2.9	23	1
Seiple	3	58	19.3	34	0
Jackson	1	48	48.0	48	0
Norton	7	14	2.0	13	0
Chesser	2	3	1.5	2	0
Stofa	2	2	1.0	8t	1
Moreau	1	-2	-2.0	-2	0
Clancy	3	-4	-1.3	-2	0
DOLPHINS	326	1323	4.1	65t	10
OPPONENTS	466	2145	4.6	64	18

RECEIVING	NO.	YDS.	AVG.	LG	TD
Clancy	67	868	13.0	44	2
Moreau	34	410	12.1	43	3
Twilley	24	314	13.1	38	2
Auer	18	218	12.1	68t	2
Mitchell	18	133	7.4	38	1
Haynes	16	100	6.3	22	0
Noonan	12	141	11.8	32	1
Harper	11	212	19.3	40	3
Carpenter	10	127	12.7	42	0
Jackson	9	122	13.6	26	1
Price	8	56	7.0	27	1
Seiple	1	21	21.0	21	0
Beier	1	19	19.0	19	0

DOLPHINS	229	2741	12.0	68t	16
OPPONENTS	188	3082	16.4	51	31

INTERCEPTIONS	NO.	YDS.	AVG.	LG	TD
Westmoreland	10	127	12.7	29	1
Bramlett	4	35	8.8	22	0
Warren	4	22	5.5	17	0
Petrella	3	67	22.3	28	0
Erlandson	1	37	37.0	17	0
Neff	1	32	32.0	32	0
Emanuel	1	24	24.0	24	0
Bruggers	1	20	20.0	20	0
West	1	16	16.0	16	0
McDaniel	1	15	15.0	15	0
Beier	1	7	7.0	7	0

DOLPHINS	28	402	14.4	37	1
OPPONENTS	28	395	14.1	55	3

PUNTING	NO.	YDS.	AVG.	LG	BK
Seiple	70	2909	41.6	70	1
DOLPHINS	70	2909	41.6	70	1
OPPONENTS	52	2137	41.1	55	0

PUNT RET.	NO.	YDS.	AVG.	LG	TD
Auer	9	42	4.7	16	0
Haynes	6	37	6.2	20	0
Neff	6	34	5.7	15	0
Harper	4	15	3.8	8	0

DOLPHINS	25	128	5.1	20	0
OPPONENTS	41	268	6.5	34	0

KICKOFF RET.	NO.	YDS.	AVG.	LG	TD
Haynes	22	444	20.2	51	0
Auer	21	441	21.0	47	0
Neff	15	351	23.4	69	0
Roderick	4	63	15.8	19	0
Carpenter	3	87	29.0	45	0
Mitchell	2	57	28.5	37	0

DOLPHINS	67	1443	21.5	69	0
OPPONENTS	46	1067	23.2	42	0

SCORING	Ru	Pa	Rt	PAT	FG	S	2	TP
Lusteg	0	0	0	18/18	7/12	0	0	39
Harper	1	3	0	0	0	0	0	24
Mitchell	3	1	0	0	0	0	0	24
Auer	1	2	0	0	0	0	0	18
Moreau	0	3	0	0	0	0	0	18
Clancy	0	2	0	0	0	0	0	12

Haynes	2	0	0	0	0	0	0	12
Mingo	0	0	0	9/9	1/6	0	0	12
Price	1	1	0	0	0	0	0	12
Twilley	0	2	0	0	0	0	0	12
Griese	1	0	0	0	0	0	0	6
Jackson	0	1	0	0	0	0	0	6
Noonan	0	1	0	0	0	0	0	6
Stofa	1	0	0	0	0	0	0	6
Warren	0	0	1	0	0	0	0	6
Westmoreland	0	0	1	0	0	0	0	6

DOLPHINS	10	16	2	27/27	8/18	0	0	219
OPPONENTS	18	31	4	47/50	14/26	0	0	407

FIELD GOALS	1-19	20-29	30-39	40-49	50+
-------------	------	-------	-------	-------	-----

Lusteg	5/6	0/2	0/0	2/2	0/2
Mingo	0/0	0/1	1/2	0/3	0/0

DOLPHINS	5/6	0/3	1/2	2/5	0/2
OPPONENTS ..	5/7	3/5	3/6	3/6	0/2

TWO-POINT CONVERSIONS	DOLPHINS	OPPONENTS
DOLPHINS 0-1, OPPONENTS 0-3		

USUAL STARTERS

OFFENSE
WR - Jack Clancy (9)
LT - Maxie Williams (14)
LG - Fred Woodson (7), Ken Rice (4)
C - Tom Goode (14)
RG - Billy Neighbors (14)
RT - Norm Evans (14)
TE - Doug Moreau (14)
WR - Frank Jackson (6), Howard Twilley (5)
QB - *Bob Griese (10)
RB - Jack Harper (6), Joe Auer (5)
FB - Sam Price (8), Stan Mitchell (6)

DEFENSE

LDE - Ed Cooke (12)
LDT - Ray Jacobs (10)
RDT - *John Richardson (8)
RDE - Mel Branch (14)
LLB - Tom Erlandson (6), Jerry Hopkins (6)
MLB - Frank Emanuel (8), Wahoo McDaniel (6)
RLB - John Bramlett (10)
LCB - Jimmy Warren (14)
RCB - Dick Westmoreland (14)
SS - Willie West (6), Pete Jaquess (4)
FS - Bob Neff (9)

* Indicates Rookie

PASSING	ATT.	COMP.	YDS.	PCT.	TD	INT.	LG	SCK/LST	RATING
Griese	331	166	2005	50.2	15	18	68t	25/240	61.6
Norton	133	53	596	39.8	1	9	32	15/156	28.2
Roberts	10	5	11	50.0	0	1	9	1/9	52.3
Seiple	2	2	61	100.0	0	0	42	0/0	118.8
Stofa	2	2	51	100.0	0	0	45	0/0	118.8
Clancy	1	1	17	100.0	0	0	17	0/0	118.8
Lusteg	1	0	0	0.0	0	0	0	0/0	39.6
DOLPHINS	480	229	2741	47.7	16	28	68t	41/405	52.4
OPPONENTS	349	188	3082	53.8	31	28	51	28/247	79.9

1968 FINAL STATISTICS (5-8-1)

DATE	OPPONENT	SCORE	W/L	ATT.
9/14	HOUSTON	10-24	L	38,097
9/21	OAKLAND	21-47	L	28,751
9/28	KANSAS CITY	3-48	L	27,732
10/6	at Houston	24-7	W	35,424
10/12	BUFFALO	14-14	T	28,559
10/20	at Cincinnati	24-22	W	25,076
10/27	at Denver	14-21	L	43,411
11/3	at San Diego	28-34	L	31,686
11/10	at Buffalo	21-17	W	28,399
11/17	CINCINNATI	21-38	L	30,304
11/24	at Boston	34-10	W	13,646
12/1	at New York	17-35	L	60,207
12/8	BOSTON	38-7	W	24,242
12/15	NEW YORK	7-31	L	31,302

TEAM STATISTICS	MIA.	OPP.
TOTAL FIRST DOWNS	247	240
By Rushing	78	116
By Passing	144	112
By Penalty	25	12
TOTAL NET YARDS	4106	4884
Average Per Game	293.3	348.9
Total Plays	892	808
Average Per Play	4.6	6.0
NET YARDS RUSHING	1704	2172
Average Per Game	121.7	193.7
Total Rushes	417	445
NET YARDS PASSING	2402	2712
Average Per Game	171.6	155.1
Tackled/Yards Lost	52/441	27/192
Gross Yards	2843	2904
Attempts/Completions	423/216	342/179
Completion Percentage	51.1	52.3
Had Intercepted	22	22
PUNTS/AVERAGE	75/40.6	55/43.6
PENALTIES/YARDS	48/485	70/655
FUMBLES/BALL LOST	17/8	28/18
TOUCHDOWNS	36	45
By Rushing	12	19
By Passing	21	23
By Returns	3	3

Score By Quarters	1	2	3	4	Total
DOLPHINS	44	93	52	87	- 276
OPPONENTS	78	131	52	94	- 355

RUSHING	NO.	YDS.	AVG.	LG	TD
Kiick	165	621	3.8	25	4
Csonka	138	540	3.9	40	6
Griese	42	230	5.5	35	1
Mitchell	54	176	3.3	30	1
Milton	2	46	23.0	34	0
Seiple	5	42	8.4	32	0
Price	5	27	5.4	15	0
Tucker	4	13	3.3	7	0
Norton	1	9	9.0	9	0
Hammond	1	0	0.0	0	0
DOLPHINS	417	1704	4.1	40	12
OPPONENTS	445	2172	4.9	76	19

RECEIVING	NO.	YDS.	AVG.	LG	TD
Noonan	58	760	13.1	50	11
Kiick	44	422	9.6	38	0
Twilley	39	604	15.5	40	1
Moreau	27	365	13.5	28	3
Cox	11	147	13.4	30	0

PASSING	ATT.	COMP.	YDS.	PCT.	TD	INT.	LG	SCK/LST	RATING
Griese	355	186	2473	52.4	21	16	50	43/372	75.7
Norton	41	17	254	41.5	0	4	65	7/58	32.9
Hammond	26	13	116	50.0	0	2	25	2/11	30.3
Kiick	1	0	0	0.0	0	0	0	0/0	39.6
DOLPHINS	423	216	2843	51.1	21	22	65	52/441	67.5
OPPONENTS	342	179	2904	52.3	23	22	80t	27/192	76.7

Csonka	11	118	10.7	65	1
Milton	9	143	15.9	38	1
Mitchell	8	190	23.8	48	3
Seiple	7	69	9.9	20	1
Darnall	2	25	12.5	13	0

DOLPHINS	216	2843	13.2	65	21
OPPONENTS ..	179	2904	16.2	80t	23

INTERCEPTIONS	NO.	YDS.	AVG.	LG	TD
Anderson	8	230	28.8	96t	1
West	4	102	25.5	32	0
Warren	2	27	13.5	18	0
Bramlett	2	14	7.0	14	0
Emanuel	2	8	4.0	6	0
Petrella	1	4	4.0	4	0
Edmunds	1	1	1.0	1	0
Lamb	1	0	0.0	0	0
Westmoreland ..	1	0	0.0	0	0
DOLPHINS	22	386	17.5	96t	1
OPPONENTS ..	22	432	19.6	66t	3

PUNTING	NO.	YDS.	AVG.	LG	BK
Seiple	75	3044	40.6	60	0
DOLPHINS	75	3044	40.6	60	0
OPPONENTS ..	55	2397	43.6	62	0

PUNT RET.	NO.	YDS.	AVG.	LG	TD
Neff	8	71	8.9	20	0
Milton	6	55	9.2	26	0
Tucker	5	40	8.0	15	0
Anderson	5	18	3.6	10	0
Warren	2	-1	-0.5	0	0
Washington	1	15	15.0	15	0
Harper	1	7	7.0	7	0
DOLPHINS	28	205	7.3	26	0
OPPONENTS ..	28	250	9.0	48	0

KICKOFF RET.	NO.	YDS.	AVG.	LG	TD
Milton	18	408	22.7	74	0
Warren	10	227	22.7	36	0
Anderson	6	106	17.7	25	0
Neff	5	190	38.0	95	0
Tucker	3	54	18.0	25	0
Urbanek	2	15	7.5	10	0
Kiick	1	28	28.0	28	0
Lamb	1	24	24.0	24	0
Price	1	22	22.0	22	0
Harper	1	18	18.0	18	0
Richardson	1	1	1.0	1	0
Woodson	1	0	0.0	0	0
Cox	0	41	-	41	0
DOLPHINS	50	1134	22.7	95	0
OPPONENTS ..	54	1108	20.5	44	0

SCORING	Ru	Pa	Rt	PAT	FG	S	2	TP
Noonan	0	11	0	0	0	0	0	66
Keyes	0	0	0	30/30	7/16	0	0	51
Csonka	6	1	0	0	0	0	0	42
Moreau	0	3	0	6/6	1/3	0	0	27
Mitchell	1	3	0	0	0	0	0	24
Kiick	4	0	0	0	0	0	0	24
Anderson ..	0	0	1	0	0	0	0	6
Emanuel ..	0	0	1	0	0	0	0	6
Milton	0	1	0	0	0	0	0	6
Griese	1	0	0	0	0	0	0	6
Seiple	0	1	0	0	0	0	0	6

Twilley	0	1	0	0	0	0	0	6
West	0	0	1	0	0	0	0	6
DOLPHINS ..	12	21	3	36/36	8/19	0	0	276
OPPONENTS ..	19	23	3	44/44	12/23	2	1	355

FIELD GOALS	1-19	20-29	30-39	40-49	50+
Keyes	3/3	3/5	1/4	0/4	0/0
Moreau	0/1	1/1	0/1	0/0	0/0
DOLPHINS	3/4	4/6	1/5	0/4	0/0
OPPONENTS ..	3/3	5/7	2/6	0/4	2/3

TWO-POINT CONVERSIONS
DOLPHINS 0-0, OPPONENTS 1-2

SACKS
Branch 11.0, Fernandez 4.0, Bramlett 2.0, Emanuel 2.0, Jacobs 2.0, Riley 2.0, Edmunds 1.0, Nomina 1.0, Richardson 1.0, Woodson 1.0.
DOLPHINS 27.0, OPPONENTS 52.0

STARTERS
OFFENSE
WR - Karl Noonan (14)
LT - *Doug Crusan (7), Maxie Williams (6), Norm Evans (1)
LG - Charlie Fowler (7), Maxie Williams (6), Billy Neighbors (1)
C - Tom Goode (14)
RG - Billy Neighbors (12), Charlie Fowler (2)
RT - Norm Evans (12), Maxie Williams (2)
TE - Doug Moreau (10), Larry Seiple (2), *Jim Cox (1), *Gene Milton (1)
WR - Howard Twilley (14)
QB - Bob Griese (13), Rick Norton (1)
RB - *Jim Kiick (12), Stan Mitchell (2)
FB - Larry Csonka (9), Jim Kiick (4), Stan Mitchell (1)

DEFENSE
LDE - Jim Riley (8), *Manny Fernandez (5), Fred Woodson (1)
LDT - Tom Nomina (13), Ray Jacobs (1)
RDT - Ray Jacobs (10), John Richardson (3), Tom Nomina (1)
RDE - Mel Branch (7), *Manny Fernandez (7)
LLB - *Randall Edmunds (14)
MLB - Frank Emanuel (12), Ray Jacobs (1), Wahoo McDaniel (1)
RLB - John Bramlett (10), Ed Weisacosky (2), Frank Emanuel (1), Bob Bruggers (1)
LCB - Jimmy Warren (14)
RCB - Dick Westmoreland (9), Mack Lamb (4), *Dick Anderson (1)
SS - Bob Petrella (5), *Dick Anderson (4), Willie West (4), Dick Westmoreland (1)
FS - *Dick Anderson (7), Willie West (5), Bob Petrella (2)

* Indicates Rookie

1969 FINAL STATISTICS (3-10-1)

DATE	OPPONENT	SCORE	W/L	ATT.
9/14	at Cincinnati	21-27	L	24,487
9/20	at Oakland	17-20	L	48,477
9/28	at Houston	10-22	L	40,387
10/4	OAKLAND	20-20	T	32,668
10/11	SAN DIEGO	14-21	L	33,073
10/19	at Kansas City	10-17	L	47,038
10/26	BUFFALO	24-6	W	39,194
11/2	at N.Y. Jets	31-34	L	60,793
11/9	at Boston	17-16	W	10,665
11/16	at Buffalo	3-28	L	32,344
11/23	HOUSTON	7-32	L	27,114
11/30	Boston (at Tampa)	23-38	L	27,179
12/7	DENVER	27-24	W	24,972
12/14	N.Y. JETS	9-27	L	42,148

TEAM STATISTICS		MEA.	OPP.
TOTAL FIRST DOWNS		224	206
By Rushing		73	66
By Passing		131	126
By Penalty		20	14
TOTAL NET YARDS		3590	4126
Average Per Game		256.5	294.8
Total Plays		878	851
Average Per Play		4.1	4.8
NET YARDS RUSHING		1513	1489
Average Per Game		108.1	106.4
Total Rushes		401	422
NET YARDS PASSING		2077	2637
Average Per Game		148.4	188.4
Tackled/Yards Lost		53/481	28/208
Gross Yards		2558	2845
Attempts/Completions		424/201	404/196
Completion Percentage ..		47.4	48.5
Had Intercepted		29	18
PUNTS/AVERAGE		85/40.6	80/44.1
PENALTIES/YARDS		53/631	66/840
FUMBLES/BALL LOST		27/13	27/13
TOUCHDOWNS		28	37
By Rushing		12	9
By Passing		12	25
By Returns		4	3

Score By Quarters	1	2	3	4	Total
DOLPHINS	60	79	33	61	233
OPPONENTS	71	97	59	105	332

RUSHING	NO.	YDS.	AVG.	LG	TD
Kick	180	575	3.2	27	9
Csonka	131	566	4.3	54t	2
Morris	23	110	4.8	37	1
Griese	21	102	4.9	22	0
Mitchell	28	80	2.9	12	0
Milton	7	62	8.9	27	0
Norton	8	16	2.0	9	0
Hines	1	7	7.0	7	0
Seiple	1	6	6.0	6	0
Noonan	1	-11	-11.0	-11	0
DOLPHINS	401	1513	3.8	54t	12
OPPONENTS	422	1489	3.5	80t	9

RECEIVING	NO.	YDS.	AVG.	LG	TD
Seiple	41	577	14.1	41t	5
Kick	29	443	15.3	53t	1
Noonan	29	307	10.6	27	3
Clancy	21	289	13.8	50	1
Csonka	21	183	8.7	42	1
Milton	12	179	14.9	49	0

PASSING	ATT.	COMP.	YDS.	PCT.	TD	INT.	LG	SCK/LST	RATING
Griese	252	121	1695	48.0	10	16	53t	33/289	56.9
Norton	148	65	709	43.9	2	11	29	18/175	32.2
Stofa	23	14	146	60.9	0	2	42	2/17	43.0
Seiple	1	1	8	100.0	0	0	8	0/0	118.8
DOLPHINS	424	201	2077	47.4	12	29	53t	53/481	42.9
OPPONENTS	404	196	2637	48.5	25	18	93t	28/208	71.8

Twilley	10	158	15.8	33	1
Moreau	10	136	13.6	35	0
Mitchell	10	125	12.5	34	0
Morris	6	65	10.8	29	0
Boutwell	4	29	7.3	12	0
Mertens	2	26	13.0	15	0
Hines	2	23	11.5	22	0
Pryor	2	-3	-1.5	0	0
Darnall	1	13	13.0	13	0
Anderson	1	8	8.0	8	0

DOLPHINS	201	2558	12.7	53t	12
OPPONENTS	196	2845	14.5	93t	25

INTERCEPTIONS	NO.	YDS.	AVG.	LG	TD
Mumphord	5	102	20.4	51	0
Anderson	3	106	35.3	40	0
Buoniconti	3	27	9.0	24	0
Weisacosky	3	10	3.3	7	0
Stanfill	2	32	16.0	17t	2
Petrella	1	33	33.0	33	0
Beier	1	7	7.0	7	0

DOLPHINS	18	317	17.6	51	2
OPPONENTS	29	596	20.6	76t	3

PUNTING	NO.	YDS.	AVG.	LG	BK
Seiple	80	3263	40.8	66	2
Anderson	5	188	37.6	49	0

DOLPHINS	85	3451	40.6	66	2
OPPONENTS	80	3526	44.1	61	0

PUNT RET.	NO.	YDS.	AVG.	LG	TD
Morris	25	172	6.9	38	0
Anderson	12	82	6.8	29	0
Beier	5	8	1.6	9	0
Milton	1	4	4.0	4	0
Twilley	1	0	0.0	0	0
McCullers	1	0	0.0	0	0

DOLPHINS	45	266	5.9	38	0
OPPONENTS	30	130	4.3	22	0

KICKOFF RET.	NO.	YDS.	AVG.	LG	TD
Morris	43	1136	26.4	105t	1
Milton	8	166	20.8	37	0
Beier	4	58	14.5	17	0
Mertens	2	1	0.5	1	0
Hines	1	22	22.0	22	0
Mumphord	1	0	0.0	0	0
Warren	1	0	0.0	0	0

DOLPHINS	60	1383	23.1	105t	1
OPPONENTS	47	1073	22.8	73	0

SCORING	Ru	Pa	Rt	PAT	FG	S	2	TP
Kremser	0	0	0	26/27	13/22	0	0	65
Kick	9	1	0	0	0	0	0	060
Seiple	0	5	0	0	0	0	0	30
Csonka	2	1	0	0	0	0	0	18
Noonan	0	3	0	0	0	0	0	18
Morris	1	0	1	0	0	0	0	12
Stanfill	0	0	2	0	0	0	0	12
Clancy	0	1	0	0	0	0	0	06
Milton	0	0	1	0	0	0	0	6
Twilley	0	1	0	0	0	0	0	6
DOLPHINS	12	12	4	26/27	13/22	0	0	233
OPPONENTS	9	25	3	32/33	24/36	0	1	132

FIELD GOALS	1-19	20-29	30-39	40-49	49-50+
Kremser	4/4	4/4	5/9	0/5	0/0
DOLPHINS	4/4	4/4	5/9	0/5	0/0
OPPONENTS	9/10	5/9	7/10	3/5	0/2

TWO-POINT CONVERSIONS	
DOLPHINS	0-1, OPPONENTS 1-4

SACKS	
Stanfill 8.0, Edmunds 5.0, Fernandez 4.0, Richardson 3.0, Riley 3.0, Buoniconti 2.0, Weisacosky 2.0, McCullers 1.0.	
DOLPHINS 28.0, OPPONENTS 53.0	

STARTERS	
OFFENSE	
WR - Jack Clancy (7), Gene Milton (6), Howard Twilley (1)	
LT - Doug Crusan (14)	
LG - Maxie Williams (12), Larry Little (2)	
C - Tom Goode (14)	
RG - Larry Little (8), Billy Neighbors (6)	
RT - Norm Evans (12), John Boynton (2)	
TE - Larry Seiple (8), Doug Moreau (5), *Jim Mertens (1)	
WR - Karl Noonan (13), Jimmy Hines (1)	
QB - Bob Griese (9), Rick Norton (5)	
RB - Jim Kick (14)	
FB - Larry Csonka (11), Stan Mitchell (3)	

DEFENSE	
LDE - Jim Riley (14)	
LDT - Manny Fernandez (13), *Bob Heinz (1)	
RDT - John Richardson (14)	
RDE - *Bill Stanfill (13), *Norm McBride (1)	
LLB - Randall Edmunds (14)	
MLB - Nick Buoniconti (13), Frank Emanuel (1)	
RLB - Ed Weisacosky (14)	
LCB - Jimmy Warren (13), *Lloyd Mumphord (1)	
RCB - *Lloyd Mumphord (8), Dick Westmorland (5), Bob Petrella (1)	
SS - Tom Beier (7), Bob Petrella (7)	
FS - Dick Anderson (14)	

* Indicates Rookie

1970 FINAL STATISTICS (10-4)

DATE	OPPONENT	SCORE	W/L	ATT.
9/20	at Boston	14-27	L	27,265
9/27	at Houston	20-10	W	38,779
10/3	OAKLAND	20-13	W	54,412
10/10	at N.Y. Jets	20-6	W	61,801
10/18	at Buffalo	33-14	W	40,820
10/25	CLEVELAND	0-28	L	70,872
11/1	at Baltimore	0-35	L	59,305
11/8	at Philadelphia	17-24	L	53,149
11/15	NEW ORLEANS	21-10	W	41,557
11/22	BALTIMORE	34-17	W	63,362
11/30	at Atlanta	20-7	W	53,303
12/6	BOSTON	37-20	W	46,370
12/13	N.Y. JETS	16-10	W	71,892
12/20	BUFFALO	45-7	W	64,957

TEAM STATISTICS	MIA.	OPP.
TOTAL FIRST DOWNS	228	226
By Rushing	106	82
By Passing	100	128
By Penalty	22	16
TOTAL NET YARDS.....	4039	4004
Average Per Game	288.5	286.0
Total Plays	827	808
Average Per Play	4.9	5.0
NET YARDS RUSHING	2082	1453
Average Per Game	148.7	103.8
Total Rushes	492	387
NET YARDS PASSING	1957	2551
Average Per Game	139.8	182.2
Tackled/Yards Lost.....	36/327	16/157
Gross Yards	2284	2708
Attempts/Completions.....	299/159	403/234
Completion Percentage	53.2	58.0
Had Intercepted	19	23
PUNTS/AVERAGE	58/41.2	63/41.7
PENALTIES/YARDS	77/834	68/704
FUMBLES/BALL LOST	24/11	24/15
TOUCHDOWNS	33	28
By Rushing	14	8
By Passing	15	17
By Returns	4	3

Score By Quarters	1	2	3	4	Total
DOLPHINS	82	84	45	86	297
OPPONENTS	35	85	45	63	228

RUSHING	NO.	YDS.	AVG.	LG	TD
Csonka	193	874	4.5	53	6
Kiick	191	658	3.4	56	6
Morris	60	409	6.8	40	0
Griese	26	89	3.4	16	2
Mitchell	8	23	2.9	9	0
Seiple	2	21	10.5	24	0
Warfield	2	13	6.5	16	0
Stofa	2	5	2.5	4	0
Pryor	2	0	0.0	0	0
Ginn	5	-1	-0.2	8	0
Noonan	1	-9	-9.0	-9	0
DOLPHINS	492	2082	4.2	56	14
OPPONENTS	387	1453	3.8	26	8

RECEIVING	NO.	YDS.	AVG.	LG	TD
Kiick	42	497	11.8	47	0
Warfield	28	703	25.1	54	6
Twilley	22	281	12.8	23t	5
Fleming	18	205	11.4	36	0
Morris	12	149	12.4	50	0

PASSING	ATT.	COMP.	YDS.	PCT.	TD	INT.	LG	SCK/LST	RATING
Griese	245	142	2019	58.0	12	17	54	31/282	72.1
Stofa	53	16	240	30.2	3	2	52t	5/45	49.3
Kiick	1	1	25	100.0	0	0	25	0/0	118.8
DOLPHINS	299	159	2284	53.2	15	19	54	36/327	68.5
OPPONENTS	403	234	2708	58.0	17	22	46	16/157	69.8

Csonka	11	94	8.5	54	0
Noonan	10	186	18.6	51t	1
W. Richardson	7	67	9.6	27	1
Mitchell	6	85	14.2	36t	1
Seiple	2	14	7.0	7	0
Mandich	1	3	3.0	3t	1
DOLPHINS	159	2284	14.4	54	15
OPPONENTS	234	2708	11.6	46	17

INTERCEPTIONS	NO.	YDS.	AVG.	LG	TD
Anderson	8	191	23.9	86	0
Scott	5	112	22.4	47	0
Mumphord	5	35	7.0	32t	1
Johnson	3	29	9.7	21	0
Brown	1	32	32.0	32	0
Davis	1	15	15.0	15	0
DOLPHINS	23	414	18.0	86	1
OPPONENTS	19	258	13.6	56t	1

PUNTING	NO.	YDS.	AVG.	LG	BK
Seiple	58	2392	41.2	67	0
DOLPHINS	58	2392	41.2	67	0
OPPONENTS	63	2624	41.7	62	0

PUNT RET.	NO.	YDS.	AVG.	LG	TD
Scott	27	290	10.7	77t	1
Morris	2	-1	-0.5	0	0
Anderson	1	6	6.0	6	0
DOLPHINS	30	295	9.8	77t	1
OPPONENTS	21	241	12.1	80t	1

KICKOFF RET.	NO.	YDS.	AVG.	LG	TD
Morris	28	812	29.0	96t	1
Ginn	5	59	11.8	26	0
Scott	4	117	29.3	42	0
Mitchell	4	35	8.8	17	0
Seiple	2	5	2.5	3	0
Mandich	2	0	0.0	0	0
Anderson	1	8	8.0	8	0
Foley	1	0	0.0	0	0
Brown	1	0	0.0	0	0
DOLPHINS	48	1036	21.6	96t	1
OPPONENTS	55	1142	20.8	99t	1

SCORING	Ru	Pa	Rt	PAT	FG	S	TP
Yepremian	0	0	0	31/31	22/29	0	97
Warfield	0	6	0	0	0	0	36
Csonka	6	0	0	0	0	0	36
Kiick	6	0	0	0	0	0	36
Twilley	0	5	0	0	0	0	30
Griese	2	0	0	0	0	0	12
Mumphord	0	2	0	0	0	0	12
Mandich	0	1	0	0	0	0	6
Noonan	0	1	0	0	0	0	6
W. Richardson	0	1	0	0	0	0	6
Scott	0	0	1	0	0	0	6
Morris	0	0	1	0	0	0	6
Mitchell	0	1	0	0	0	0	6
Kremser	0	0	0	2/2	0/1	0	2
DOLPHINS	14	15	433/33	22/30	0	297	
OPPONENTS	8	17	327/28	11/22	0	228	

FIELD GOALS	1-19	20-29	30-39	40-49	50+
Yepremian	4/4	2/3	5/6	11/15	0/1
Kremser	0/0	0/1	0/0	0/0	0/0
DOLPHINS	4/4	2/4	5/6	11/15	0/1
OPPONENTS ..	5/5	3/4	2/3	1/8	0/3

SACKS
Stanfill 6.0, Fernandez 4.5, J. Richardson 2.5, Riley 2.0, Anderson 1.0.
DOLPHINS 16.0, OPPONENTS 36.0

STARTERS
OFFENSE
WR - Paul Warfield (11), Karl Noonan (3)
LT - Doug Crusan (14)
LG - Maxie Williams (9), Bob Kuechenberg (5)
C - Bob DeMarco (11), Carl Mauck (3)
RG - Larry Little (14)
RT - Norm Evans (14)
WR - Howard Twilley (13), Willie Richardson (1)
TE - Marv Fleming (14)
QB - Bob Griese (14)
RB - Jim Kiick (14)
FB - Larry Csonka (14)

DEFENSE
LDE - Jim Riley (14)
LDT - Manny Fernandez (12), Frank Cornish (1), Bob Heinz (1)
RDT - John Richardson (14)
RDE - Bill Stanfill (14)
LLB - Doug Swift (8), Ted Davis (6)
MLB - Nick Buoniconti (14)
RLB - *Mike Kolen (14)
LCB - *Curtis Johnson (14)
RCB - Lloyd Mumphord (14)
SS - Dick Anderson (13), *Jake Scott (1)
FS - *Jake Scott (13), Dick Anderson (1)

* Indicates Rookie

1971 FINAL STATISTICS (10-3-1)

DATE	OPPONENT	SCORE	W/L	ATT.
9/19	at Denver	10-10	T	50,499
9/26	at Buffalo	29-14	W	44,626
10/3	N.Y. JETS	10-14	L	67,161
10/10	at Cincinnati	23-13	W	59,090
10/17	NEW ENGLAND	41-3	W	56,222
10/24	at N.Y. Jets	30-14	W	61,170
10/31	at Los Angeles	20-14	W	68,386
11/7	BUFFALO	34-0	W	57,748
11/14	PITTSBURGH	24-21	W	63,178
11/21	BALTIMORE	17-14	W	73,063
11/29	CHICAGO	34-3	W	73,071
12/5	at New England	13-34	L	60,110
12/11	at Baltimore	3-14	L	59,293
12/19	GREEN BAY	27-6	W	74,215

TEAM STATISTICS	MIA.	OPP.
TOTAL FIRST DOWNS	232	214
By Rushing	121	93
By Passing	94	111
By Penalty	17	10
TOTAL NET YARDS	4412	3661
Average Per Game	315.1	261.5
Total Plays	803	791
Average Per Play	5.4	4.7
NET YARDS RUSHING	2429	1661
Average Per Game	173.5	118.6
Total Rushes	486	403
NET YARDS PASSING	1983	2000
Average Per Game	141.6	142.9
Tackled/Yards Lost	25/265	35/293
Gross Yards	2248	2293
Attempts/Completions	293/156	363/206
Completion Percentage	53.2	56.7
Had Intercepted	10	17
PUNTS/AVERAGE	52/40.1	72/40.7
PENALTIES/YARDS	65/632	64/561
FUMBLES/BALL LOST	22/13	38/14
TOUCHDOWNS	33	21
By Rushing	11	10
By Passing	20	10
By Returns	2	1

Score By Quarters	1	2	3	4	Total
DOLPHINS	81	76	79	79	- 315
OPPONENTS	65	23	44	42	- 174

RUSHING	NO.	YDS.	AVG.	LG	TD
Csonka	195	1051	5.4	28	7
Kick	162	738	4.6	34	3
Morris	57	315	5.5	51	1
Warfield	9	115	12.8	39	0
Ginn	22	97	4.4	46	0
Griese	26	82	3.2	21	0
Leigh	5	15	3.0	7	0
Seiple	1	14	14.0	14	0
Cole	3	11	3.7	4	0
Mira	6	-9	-1.5	0	0
DOLPHINS	486	2429	4.9	51	11
OPPONENTS	403	1661	4.1	46	10

RECEIVING	NO.	YDS.	AVG.	LG	TD
Warfield	43	996	23.2	86t	11
Kick	40	338	8.5	27	0
Twilley	23	349	15.2	41	4
Fleming	13	137	10.5	23	2
Csonka	13	113	8.7	25	1
Noonan	10	180	18.0	43	0
Stowe	5	68	13.6	21	1

PASSING	ATT.	COMP.	YDS.	PCT.	TD	INT.	LG	SCK/LST	RATING
Griese	263	145	2089	55.1	19	9	86t	23/248	90.9
Mira	30	11	159	36.7	1	1	43	2/17	51.9
DOLPHINS	293	156	2248	53.2	20	10	86t	25/265	87.0
OPPONENTS	363	206	2293	56.8	10	17	51	35/293	65.4

Morris	5	16	3.2	11	0
Mandich	3	19	6.3	10	1
Seiple	1	32	32.0	32	0
DOLPHINS	156	2248	14.4	86t	20
OPPONENTS	206	2293	11.1	51	10

INTERCEPTIONS	NO.	YDS.	AVG.	LG	TD
Scott	7	34	4.9	21	0
Foley	4	14	3.5	18	0
Johnson	2	34	17.0	34	0
Anderson	2	33	16.5	33	0
Buoniconti	1	16	16.0	16	0
Swift	1	12	12.0	12	0
DOLPHINS	17	143	9.0	34	0
OPPONENTS	10	166	16.6	53t	1

PUNTING	NO.	YDS.	AVG.	LG	BK
Seiple	52	2087	40.1	73	1
DOLPHINS	52	2087	40.1	73	1
OPPONENTS	72	2935	40.4	58	0

PUNT RET.	NO.	YDS.	AVG.	LG	TD
Scott	33	318	9.6	31	0
Anderson	8	114	14.3	47	0
DOLPHINS	41	432	10.5	47	0
OPPONENTS	26	106	4.1	29	0

KICKOFF RET.	NO.	YDS.	AVG.	LG	TD
Morris	15	423	28.2	94t	1
Ginn	10	252	25.2	35	0
Leigh	4	99	24.8	31	0
Matheson	3	32	10.7	16	0
DOLPHINS	32	806	25.2	94t	1
OPPONENTS	59	1180	20.0	35	0

SCORING	Ru	Pa	Rt	PAT	FG	S	TP
Yepremian	0	0	0	33/33	28/40	0	117
Warfield	0	11	0	0	0	0	66
Csonka	7	1	0	0	0	0	48
Twilley	0	4	0	0	0	0	24
Kick	3	0	0	0	0	0	18
Fleming	0	2	0	0	0	0	12
Morris	1	0	1	0	0	0	12
Johnson	0	0	1	0	0	0	6
Mandich	0	1	0	0	0	0	6
Stowe	0	1	0	0	0	0	6
DOLPHINS	11	20	233/33	28/40	0	315	0
OPPONENTS	10	10	121/21	9/21	0	174	0

FIELD GOALS	1-19	20-29	30-39	40-49	50+
Yepremian	7/7	8/8	6/11	7/12	0/2
DOLPHINS	7/7	8/8	6/11	7/12	0/2
OPPONENTS	5/5	1/4	2/2	0/6	1/4

SACKS	NO.	YDS.
Fernandez 8.0, Riley 7.5, Stanfil 6.5, Heinz 5.0, Cornish 2.0, Swift 2.0, Anderson 1.0, Buoniconti 1.0, Den Herder 1.0, Powell 1.0.		
DOLPHINS 35.0, OPPONENTS 25.0		

STARTERS
OFFENSE
WR - Paul Warfield (14)
LT - Doug Crusan (14)
LG - Bob Kuechenberg (14)
C - Bob DeMarco (14)
RG - Larry Little (14)
RT - Norm Evans (14)
TE - Marv Fleming (13), Jim Mandich (1)
WR - Howard Twilley (12), *Otto Stowe (2)
QB - Bob Griese (13), George Mira (1)
RB - Jim Kick (11), Mercury Morris (3)
FB - Larry Csonka (14)
DEFENSE
LDE - Jim Riley (13), Bob Heinz (1)
LDT - Manny Fernandez (14)
RDT - Bob Heinz (7), John Richardson (5), Frank Cornish (2)
RDE - Bob Stanfil (12), Bob Heinz (2)
LLB - Doug Swift (14)
MLB - Nick Buoniconti (14)
RLB - Mike Kolen (10), Jesse Powell (3), Bob Matheson (1)
LCB - Tim Foley (14)
RCB - Curtis Johnson (10), Lloyd Mumphord (4)
SS - Dick Anderson (14)
FS - Jake Scott (14)

* Indicates Rookie

1972 FINAL STATISTICS (14-0)

DATE	OPPONENT	SCORE	W/L	ATT.
9/17	at Kansas City	20-10	W	78,736
9/24	HOUSTON	34-13	W	75,069
10/1	at Minnesota	16-14	W	45,766
10/8	at N.Y. Jets	27-17	W	61,720
10/15	SAN DIEGO	24-10	W	78,212
10/22	BUFFALO	24-23	W	78,175
10/29	at Baltimore	23-0	W	59,303
11/5	at Buffalo	30-16	W	45,659
11/12	NEW ENGLAND	52-0	W	78,148
11/19	N.Y. JETS	28-24	W	78,166
11/27	ST. LOUIS	31-10	W	78,190
12/3	at New England	37-21	W	60,144
12/10	at N.Y. Giants	23-13	W	62,728
12/16	BALTIMORE	16-0	W	78,202

TEAM STATISTICS	MIA.	OPP.
TOTAL FIRST DOWNS	291	186
By Rushing	170	76
By Passing	102	96
By Penalty	19	14
TOTAL NET YARDS	5036	3297
Average Per Game	359.1	235.5
Total Plays	893	771
Average Per Play	5.6	4.3
NET YARDS RUSHING	2960	1548
Average Per Game	210.8	110.6
Total Rushes	613	389
NET YARDS PASSING	2076	1749
Average Per Game	148.3	124.9
Tackled/Yards Lost.	21/159	34/280
Gross Yards	2235	2029
Attempts/Completions ...	259/144	348/178
Completion Percentage ...	55.6	51.1
Had Intercepted	12	26
PUNTS/AVERAGE	44/39.4	67/41.8
PENALTIES/YARDS	68/714	70/659
FUMBLES/BALL LOST	25/16	32/20
TOUCHDOWNS	45	21
By Rushing	26	8
By Passing	17	10
By Returns	2	3

Score By Quarters	1	2	3	4	Total
DOLPHINS	94	108	98	85	385
OPPONENTS	36	47	29	59	171

RUSHING	NO.	YDS.	AVG.	LG	TD
Csonka	213	1117	5.2	45	6
Morris	190	1000	5.3	33	12
Kiick	137	521	3.8	26	5
Ginn	27	142	5.3	22	1
Leigh	21	79	3.8	10	0
Morrall	17	67	3.9	31t	1
Warfield	4	23	5.8	21	0
Griese	3	11	3.7	5	1
Del Gaizo	1	0	0.0	0	0
DOLPHINS	613	2960	4.8	45	26
OPPONENTS	389	1548	4.0	40	8

RECEIVING	NO.	YDS.	AVG.	LG	TD
Warfield	29	606	20.9	47	3
Kiick	21	147	7.0	15	1
Twilley	20	364	18.2	44	3
Briscoe	16	279	17.4	51t	4
Morris	15	168	11.2	34	0
Stowe	13	276	21.2	49	2

PASSING	ATT.	COMP.	YDS.	PCT.	TD	INT.	LG	SCK/LST	RATING
Morrall	150	83	1360	55.3	11	7	49	14/114	91.0
Griese	97	53	638	54.6	4	4	39	7/45	71.6
Del Gaizo	9	5	165	55.6	2	1	51t	0/0	100.5
Briscoe	3	3	72	100.0	0	0	26	0/0	118.8
DOLPHINS	259	144	2235	55.6	17	12	51t	21/159	86.9
OPPONENTS	348	178	2029	51.1	10	26	82t	34/280	47.5

Fleming	13	156	12.0	31	1
Mandich	11	168	15.3	39	3
Csonka	5	48	9.6	14	0
Ginn	1	23	23.0	23	0
DOLPHINS	144	2235	15.5	51t	17
OPPONENTS	178	2029	11.4	82t	10

INTERCEPTIONS	NO.	YDS.	AVG.	LG	TD
Scott	5	73	14.6	31	0
Mumphord	4	50	12.5	28t	1
Anderson	3	34	11.3	22	0
Foley	3	25	8.3	15	0
Johnson	3	20	6.7	13	0
Swift	3	5	1.7	4	0
Buoniconti	2	17	8.5	10	0
Babb	1	24	24.0	24	0
Den Herder	1	24	24.0	24	0
Kolen	1	14	14.0	14	0
DOLPHINS	26	286	11.0	31	1
OPPONENTS	12	249	20.8	43	2

PUNTING	NO.	YDS.	AVG.	LG	BK
Seiple	36	1437	39.9	54	0
Lothridge	4	150	37.5	42	0
Anderson	4	147	36.8	45	0
DOLPHINS	44	1734	39.4	54	0
OPPONENTS	63	2613	41.8	67	2

PUNT RET.	NO.	YDS.	AVG.	LG	TD
Leigh	22	210	9.5	27	0
Scott	13	100	7.7	15	0
Anderson	5	19	3.8	17	0
DOLPHINS	40	329	8.2	27	0
OPPONENTS	17	67	3.9	13	0

KICKOFF RET.	NO.	YDS.	AVG.	LG	TD
Morris	14	334	23.9	33	0
Leigh	6	153	25.5	45	0
Matheson	2	34	17.0	17	0
Ginn	1	25	25.0	25	0
Briscoe	1	0	0.0	0	0
DOLPHINS	24	546	22.8	45	0
OPPONENTS	56	1283	22.9	39	0

SCORING	Ru	Pa	Rt	PAT	FG	S	TP
Yepremian	0	0	0	43/45	24/37	0	115
Morris	12	0	0	0	0	72	0
Csonka	6	0	0	0	0	36	0
Kiick	5	1	0	0	0	36	0
Briscoe	0	4	0	0	0	24	0
Mandich	0	3	0	0	0	18	0
Twilley	0	3	0	0	0	18	0
Warfield	0	3	0	0	0	18	0
Stowe	0	2	0	0	0	12	0
Anderson	0	0	1	0	0	6	0
Fleming	0	1	0	0	0	6	0
Ginn	1	0	0	0	0	6	0
Griese	1	0	0	0	0	6	0
Morrall	1	0	0	0	0	6	0
Mumphord	0	0	1	0	0	6	0
DOLPHINS	26	17	243/45	24/37	0	385	0
OPPONENTS	8	10	318/21	9/16	0	171	0

FIELD GOALS	1-19	20-29	30-39	40-49	50+
Yepremian	7/7	3/3	7/8	4/11	3/8
DOLPHINS	7/7	3/3	7/8	4/11	3/8
OPPONENTS ..	3/3	2/4	3/3	1/4	0/2

SACKS
Den Herder 10.5, Stanfill 10.0, Fernandez 5.0, Matheson 2.5, Heinz 2.0, Buoniconti 1.0, Dunaway 1.0, M. Moore 1.0, Swift 1.0.
DOLPHINS 34.0, OPPONENTS 21.0

STARTERS
OFFENSE
WR – Paul Warfield (11), Otto Stowe (3)
LT – Doug Crusan (10), Wayne Moore (4)
LG – Bob Kuechenberg (14)
C – Jim Langer (14)
RG – Larry Little (14)
RT – Norm Evans (14)
TE – Mary Fleming (14)
WR – Howard Twilley (11), Marlon Briscoe (3)
QB – Earl Morrall (9), Bob Griese (5)
RB – Mercury Morris (11), Jim Kiick (3)
FB – Larry Csonka (14)

DEFENSE
LDE – Vern Den Herder (14)
LDT – Manny Fernandez (14)
RDT – Bob Heinz (8), Jim Dunaway (6)
RDE – Bill Stanfill (14)
LLB – Doug Swift (14)
MLB – Nick Buoniconti (14)
RLB – Mike Kolen (13), Bob Matheson (1)
LCB – Tim Foley (13), Curtis Johnson (1)
RCB – Curtis Johnson (13), Tim Foley (1)
SS – Jake Scott (13), Dick Anderson (1)
FS – Dick Anderson (13), Jake Scott (1)

1973 FINAL STATISTICS (12-2)

DATE	OPPONENT	SCORE	W/L	ATT.
9/16	SAN FRANCISCO	21-13	W	68,275
9/23	at Oakland	7-12	L	74,121
9/30	NEW ENGLAND	44-23	W	62,508
10/7	N.Y. JETS	31-3	W	63,850
10/15	at Cleveland	17-9	W	72,070
10/21	BUFFALO	27-6	W	65,241
10/28	at New England	30-14	W	57,617
11/4	at N.Y. Jets	24-14	W	57,591
11/11	BALTIMORE	44-0	W	60,332
11/18	at Buffalo	17-0	W	77,138
11/22	at Dallas	14-7	W	58,089
12/3	PITTSBURGH	30-26	W	68,901
12/9	at Baltimore	3-16	L	41,005
12/15	DETROIT	34-7	W	53,375

TEAM STATISTICS	MIA.	OPP.
TOTAL FIRST DOWNS	215	195
By Rushing	111	109
By Passing	91	78
By Penalty	13	8
Third Down: Made/Att.....	67/175	86/231
TOTAL NET YARDS.....	4103	3281
Average Per Game	293.1	234.4
Total Plays.....	776	876
Average Per Play.....	5.3	3.7
NET YARDS RUSHING	2521	1991
Average Per Game	180.1	142.2
Total Rushes	507	511
NET YARDS PASSING.....	1582	1290
Average Per Game	113.0	92.1
Tackled/Yards Lost.....	13/93	45/314
Gross Yards	1675	1604
Attempts/Completions.....	256/133	320/151
Completion Percentage ..	52.0	47.2
Had Intercepted	12	21
PUNTS/AVERAGE.....	48/42.3	76/38.4
PENALTIES/YARDS	52/416	61/616
FUMBLES/BALL LOST	22/16	29/8
TOUCHDOWNS	38	15
By Rushing	16	10
By Passing	17	5
By Returns	5	0

Score By Quarters	1	2	3	4	OT	Total
DOLPHINS.....	106	117	53	67	0	343
OPPONENTS.....	19	50	35	46	0	150

RUSHING	NO.	YDS.	AVG.	LG	TD
Csonka	219	1003	4.6	25	5
Morris	149	954	6.4	70t	10
Kick	76	257	3.4	32	0
Leigh	22	134	6.1	34t	1
Nottingham.....	24	134	5.6	30	0
Griese	13	20	1.5	21	0
Warfield.....	1	15	15.0	15	0
Morrall.....	1	9	9.0	9	0
Briscoe	2	-5	-2.5	2	0
DOLPHINS	507	2521	5.0	70t	16
OPPONENTS	511	1991	3.9	36	10

RECEIVING	NO.	YDS.	AVG.	LG	TD
Briscoe	30	447	14.9	53	2
Warfield.....	29	514	17.7	45	11
Kick	27	208	7.7	22	0
Mandich	24	302	12.6	28t	4
Csonka	7	22	3.1	9	0
Morris	4	51	12.8	36	0
Leigh	4	9	2.3	7	0

PASSING	ATT.	COMP.	YDS.	PCT.	TD	INT.	LG	SCK/LST	RATING
Griese	218	116	1422	53.2	17	8	46	11/75	84.3
Morrall.....	38	17	253	44.7	0	4	53	2/18	27.5
DOLPHINS	256	133	1675	52.0	17	12	53	13/93	72.3
OPPONENTS.....	320	151	1604	47.2	5	21	42	45/314	40.2

Fleming	3	22	7.3	15	0
Sellers	2	54	27.0	42	0
Twilley	2	30	15.0	19	0
Nottingham.....	1	16	16.0	16	0

DOLPHINS	133	1675	12.6	53	17
OPPONENTS	151	1604	10.6	42	5

INTERCEPTIONS	NO.	YDS.	AVG.	LG	TD
Anderson.....	8	163	20.4	38t	2
Scott	4	71	17.8	29	0
Kolen	2	54	27.0	29	0
Foley	2	22	11.0	15	0
Johnson.....	2	19	9.5	17	0
Stuckey	1	4	4.0	4	0
Ball	1	2	2.0	2	0
Swift	1	0	0.0	0	0

DOLPHINS	21	335	16.0	38t	2
OPPONENTS	12	190	15.8	48	0

PUNTING	NO.	YDS.	AVG.	LG	BK
Seiple	48	2031	42.3	57	0
DOLPHINS	48	2031	42.3	57	0
OPPONENTS	76	2918	38.4	60	2

PUNT RET.	NO.	YDS.	AVG.	LG	TD
Scott	22	266	12.1	33	0
Leigh	9	64	7.1	26	0
Anderson.....	6	52	8.7	27	0

DOLPHINS	37	382	10.3	33	0
OPPONENTS	28	182	6.5	27	0

KICKOFF RET.	NO.	YDS.	AVG.	LG	TD
Morris	11	242	22.0	29	0
Leigh	9	251	27.9	51	0
Scott	2	20	10.0	20	0
Bannon	1	10	10.0	10	0
Seiple	1	0	0.0	0	0

DOLPHINS	24	523	21.8	51	0
OPPONENTS	56	1116	19.9	42	0

SCORING	Ru	Pa	Rt	PAT	FG	S	TP
Yepremian.....	0	0	0	38/38	25/37	0	113
Warfield	0	11	0	0	0	0	66
Morris	10	0	0	0	0	0	60
Csonka	5	0	0	0	0	0	30
Mandich	0	4	0	0	0	0	24
Anderson	0	0	2	0	0	0	12
Briscoe	0	2	0	0	0	0	12
Foley	0	0	2	0	0	0	12
Buoniconti.....	0	0	1	0	0	0	6
Leigh	1	0	0	0	0	0	6
Johnson.....	0	0	0	0	0	1	2

DOLPHINS	16	17	538/38	25/37	1	343
OPPONENTS	10	5	013/15	15/27	0	150

FIELD GOALS	1-19	20-29	30-39	40-49	50+
Yepremian	5/5	8/10	6/9	5/9	1/4
DOLPHINS	5/5	8/10	6/9	5/9	1/4
OPPONENTS ..	5/5	0/2	6/8	3/8	1/4

SACKS	STANFILL	DEN HERDER	FERNANDEZ	MATHESON	HEINZ	BALL	BUONICONTI	M. MOORE	SWIFT
DOLPHINS	45.0								
OPPONENTS	13.0								

STARTERS
OFFENSE
WR – Paul Warfield (14)
LT – Wayne Moore (12), Doug Crusan (2)
LG – Bob Kuechenberg (13), Inv Goode (1)
C – Jim Langer (14)
RG – Larry Little (13), *Ed Newman (1)
RT – Norm Evans (14)
TE – Marv Fleming (11), Jim Mandich (3)
WR – Marlin Briscoe (14)
QB – Bob Griese (13), Earl Morrall (1)
RB – Mercury Morris (10), Jim Kick (4)
FB – Larry Csonka (14)
DEFENSE
LDE – Vern Den Herder (14)
LDT – Manny Fernandez (13), Mautly Moore (1)
RDT – Bob Heinz (13), Larry Woods (1)
RDE – Bill Stanfill (13), Bob Heinz (1)
LLB – Doug Swift (14)
MLB – Nick Buoniconti (13), Bob Matheson (1)
RLB – Mike Kolen (13), Bob Matheson (1)
LCB – Tim Foley (10), Lloyd Mumphord (3), Curtis Johnson (1)
RCB – Curtis Johnson (13), Dick Anderson (1)
SS – Jake Scott (13), Dick Anderson (1)
FS – Dick Anderson (12), Tim Foley (1), Jake Scott (1)

* Indicates Rookie

1974 FINAL STATISTICS (11-3)

DATE	OPPONENT	SCORE	W/L	ATT.
9/15	at New England	24-34	L	54,913
9/22	at Buffalo	24-16	W	78,990
9/29	at San Diego	28-21	W	44,706
10/7	N.Y. JETS	21-17	W	61,527
10/13	at Washington	17-20	L	54,395
10/20	KANSAS CITY	9-3	W	67,779
10/27	BALTIMORE	17-7	W	65,868
11/3	ATLANTA	42-7	W	64,399
11/10	at New Orleans	21-0	W	73,458
11/17	BUFFALO	35-28	W	69,313
11/24	at N.Y. Jets	14-17	L	57,162
12/2	CINCINNATI	24-3	W	71,962
12/8	at Baltimore	17-16	W	34,420
12/15	NEW ENGLAND	34-27	W	56,920

TEAM STATISTICS	MIA.	OPP.
TOTAL FIRST DOWNS	272	208
By Rushing	134	83
By Passing	118	117
By Penalty	20	8
Third Down: Made/Att.	97/195	73/188
TOTAL NET YARDS	4275	3806
Average Per Game	305.4	271.9
Total Plays	884	807
Average Per Play	4.8	4.7
NET YARDS RUSHING	2191	1624
Average Per Game	156.5	116.0
Total Rushes	570	404
NET YARDS PASSING	2084	2182
Average Per Game	148.9	155.9
Tackled/Yards Lost.	31/229	31/270
Gross Yards	2313	2452
Attempts/Completions	283/171	372/200
Completion Percentage	60.4	53.8
Had Intercepted	18	16
PUNTS/AVERAGE	65/38.6	70/39.2
PENALTIES/YARDS	69/556	67/525
FUMBLES/BALL LOST	25/13	33/17
TOUCHDOWNS	43	25
By Rushing	25	7
By Passing	18	14
By Returns	0	4

Score By Quarters	1	2	3	4	OT	Total
DOLPHINS	42	98	76	111	0	327
OPPONENTS	31	50	57	78	0	216

RUSHING	NO.	YDS.	AVG.	LG	TD
Csonka	197	749	3.8	24	9
Malone	117	479	4.1	23t	3
Kick	86	274	3.2	15	1
Nottingham	66	273	4.1	24	8
Morris	56	214	3.8	17t	1
Ginn	26	99	3.8	41t	2
Griese	16	66	4.1	22	1
Briscoe	1	17	17.0	17	0
N. Moore	3	16	5.3	15	0
Morrall	1	11	11.0	11	0
Strock	1	-7	-7.0	-7	0
DOLPHINS	570	2191	3.8	41t	25
OPPONENTS	404	1624	4.0	56t	7

RECEIVING	NO.	YDS.	AVG.	LG	TD
N. Moore	37	605	16.4	48	2
Mandich	33	374	11.3	44	6

Warfield	27	536	19.9	54	2
Twilley	24	256	11.0	21	2
Kick	18	155	8.6	19	1
Briscoe	11	132	12.0	20	1
Csonka	7	35	5.0	11	0
Baker	4	121	30.0	46t	2
Nottingham	3	40	13.3	20	0
Morris	2	27	14.0	23	1
Malone	2	26	13.0	13	0
Ginn	2	3	1.5	3	0
Fleming	1	3	3.0	3t	1

DOLPHINS	171	2313	13.5	54	18
OPPONENTS	200	2452	12.6	89t	14

INTERCEPTIONS	NO.	YDS.	AVG.	LG	TD
Scott	8	75	9.4	30	0
Buoniconti	2	29	14.5	16	0
Foley	2	-2	-1.0	0	0
Stuckey	1	21	21.0	21	0
Matheson	1	10	10.0	10	0
Kolen	1	3	3.0	3	0
Anderson	1	3	3.0	3	0
DOLPHINS	16	139	8.7	30	0
OPPONENTS	18	320	17.8	40	1

PUNTING	NO.	YDS.	AVG.	LG	BK
Seiple	65	2511	38.6	60	0
DOLPHINS	65	2511	38.6	60	0
OPPONENTS	70	2743	39.2	63	2

PUNT RET.	NO.	YDS.	AVG.	LG	TD
Scott	31	346	11.2	30	0
N. Moore	9	136	15.1	42	0
Anderson	3	9	3.0	6	0
Babb	2	29	14.5	20	0
Stuckey	1	0	0.0	0	0
DOLPHINS	46	520	11.3	42	0
OPPONENTS	42	265	6.3	23	0

KICKOFF RET.	NO.	YDS.	AVG.	LG	TD
N. Moore	22	587	26.7	40	0
Ginn	12	235	19.6	30	0
Malone	6	159	26.5	73	0
Matheson	5	65	13.0	25	0
Leigh	2	50	25.0	26	0
Baker	1	22	22.0	22	0
Babb	1	0	0.0	0	0
DOLPHINS	49	1118	22.8	73	0
OPPONENTS	64	1222	19.1	57	0

DOLPHINS	49	1118	22.8	73	0
OPPONENTS	64	1222	19.1	57	0

SCORING	Ru	Pa	Rt	PAT	FG	S	TP
Yepremian.....	0	0	0	43/43	8/15	0	67
Csonka	9	0	0	0	0	0	54
Nottingham.....	8	0	0	0	0	0	48
Mandich	0	6	0	0	0	0	36
Malone	3	0	0	0	0	0	18
Morris	1	1	0	0	0	0	12
Warfield	0	2	0	0	0	0	12
Ginn	2	0	0	0	0	0	12
N. Moore	0	2	0	0	0	0	12
Kick	1	1	0	0	0	0	12
Twilley	0	2	0	0	0	0	12
Baker	0	2	0	0	0	0	12
Fleming	0	1	0	0	0	0	6
Griese	1	0	0	0	0	0	6

Briscoe	0	1	0	0	0	0	6
Foley	0	0	0	0	0	1	2
DOLPHINS	25	18	043/43	8/15	1	327	
OPPONENTS	7	14	424/24	14/21	0	216	

FIELD GOALS	1-19	20-29	30-39	40-49	50-59	60-69	70-79
Yepremian	0/1	4/5	3/4	1/3	0/2		
DOLPHINS	0/1	4/5	3/4	1/3	0/2		
OPPONENTS ..	0/0	7/9	2/5	5/6	0/1		

SACKS	STANFILL	HERDER	FERNANDEZ	KOLEN	REESE
Stanfill 10.0, Den Herder 7.0, Fernandez 3.0, Ball 3.0, Crowder 3.0, Matheson 3.0, Kolen 1.0, Reese 1.0.					

DOLPHINS 31.0, OPPONENTS 31.0

STARTERS

OFFENSE

WR - Paul Warfield (9), Howard Twilley (5)
LT - Bob Kuechenberg (4), Tom Funchess (3), Wayne Moore (3), Tom Wickert (3), Doug Crusan (1)
LG - Bob Kuechenberg (10), Ed Newman (4)
C - Jim Langer (14)
RG - Larry Little (14)
RT - Norm Evans (14)
TE - Jim Mandich (10), Marv Fleming (4)
WR - *Nat Moore (6), Marlin Briscoe (4), Howard Twilley (4)
QB - Bob Griese (13), Earl Morrall (1)
RB - Jim Kick (7), *Benny Malone (3), Mercury Morris (3)
FB - Larry Csonka (11), Don Nottingham (2), Jim Kick (1)
3rd WR - *Nat Moore (1)

DEFENSE

LDE - Vern Den Herder (14)
LDT - Manny Fernandez (12), Maulty Moore (2)
RDT - Bob Heinz (13), Bill Stanfill (1)
RDE - Bill Stanfill (13), Doug Swift (1)
LLB - Bob Matheson (7), Doug Swift (7)
MLB - Nick Buoniconti (13), Mike Kolen (1)
RLB - Mike Kolen (13), Bob Matheson (1)
LCB - Tim Foley (10), Lloyd Mumphord (3), Henry Stuckey (1)
RCB - Curtis Johnson (12), Tim Foley (1), Henry Stuckey (1)
SS - Dick Anderson (14)
FS - Jake Scott (14)

* Indicates Rookie

PASSING	ATT.	COMP.	YDS.	PCT.	TD	INT.	LG	SCK/LST	RATING
Griese	253	152	1968	60.1	16	15	54	27/202	80.9
Morrall	27	17	301	63.0	2	3	46	3/16	86.1
N. Moore	1	1	31	100.0	0	0	31	0/0	118.8
Kick	1	1	13	100.0	0	0	13	0/0	118.8
Briscoe	1	0	0	0.0	0	0	0	1/11	39.6
DOLPHINS	283	171	2313	60.4	18	18	54	31/229	74.8
OPPONENTS	372	200	2452	53.8	14	16	89t	31/270	69.0

1975 FINAL STATISTICS (10-4)

DATE	OPPONENT	SCORE	W/L	ATT.
9/22	OAKLAND	21-31	L	78,744
9/28	at New England	22-14	W	60,602
10/5	at Green Bay	31-7	W	55,270
10/12	PHILADELPHIA	24-16	W	60,127
10/19	at N.Y. Jets	43-0	W	47,191
10/26	at Buffalo	35-30	W	79,080
11/2	at Chicago	46-13	W	51,298
11/9	N.Y. JETS	27-7	W	72,896
11/16	at Houston	19-20	L	48,892
11/23	BALTIMORE	17-33	L	61,986
12/1	NEW ENGLAND	20-7	W	61,963
12/7	BUFFALO	31-21	W	74,573
12/14	at Baltimore	7-10(OT)	L	59,398
12/20	DENVER	14-13	W	43,064

TEAM STATISTICS	MIA.	OPP.
TOTAL FIRST DOWNS	266	224
By Rushing	136	92
By Passing	108	113
By Penalty	22	19
TOTAL NET YARDS.....	4509	3789
Average Per Game	322.1	270.6
Total Plays.....	896	858
Average Per Play.....	5.0	4.4
NET YARDS RUSHING	2500	1768
Average Per Game	178.6	126.3
Total Rushes	594	443
NET YARDS PASSING.....	2009	2021
Average Per Game	143.5	144.4
Tackled/Yards Lost.....	23/187	40/314
Gross Yards.....	2196	2335
Attempts/Completions.....	279/170	375/200
Completion Percentage ..	60.9	53.3
Had Intercepted	17	21
PUNTS/AVERAGE	65/38.6	72/40.0
PENALTIES/YARDS	74/575	82/716
FUMBLES/BALL LOST	20/9	23/9
TOUCHDOWNS	46	27
By Rushing	26	14
By Passing	19	9
By Returns	1	4

Score By Quarters	1	2	3	4	OT	Total
DOLPHINS	44	116	99	98	0	357
OPPONENTS	48	53	45	73	3	222

RUSHING	NO.	YDS.	AVG.	LG	TD
Morris	219	875	4.0	49	4
Nottingham.....	168	718	4.3	56	12
Bulaich	78	309	4.0	30	5
Malone	65	220	3.4	20	3
Solomon	4	87	21.8	35	0
Ginn	21	78	3.7	14	0
N. Moore.....	8	69	8.6	36	0
Griese	17	59	3.5	17	1
Strock	6	38	6.3	18	1
Morrall	4	33	8.3	16	0
Winfrey	3	10	3.3	5	0
Seiple	1	4	4.0	4	0
DOLPHINS	594	2500	4.2	56	26
OPPONENTS	443	1768	4.0	39	15

RECEIVING	NO.	YDS.	AVG.	LG	TD
N. Moore.....	40	705	17.6	79t	4
Bulaich	32	276	8.6	59t	5
Twilley	24	366	15.3	32	4
Solomon	22	339	15.4	58t	2

PASSING	ATT.	COMP.	YDS.	PCT.	TD	INT.	LG	SCK/LST	RATING
Griese	191	118	1693	61.8	14	13	79t	16/131	86.6
Strock	45	26	230	57.8	2	2	25	3/29	67.9
Morrall	43	26	273	60.5	3	2	31	4/27	82.7
DOLPHINS	279	170	2196	60.9	19	17	79t	23/187	82.9
OPPONENTS	375	200	2335	53.3	9	21	62t	40/314	57.1

Mandich	21	217	10.3	32t	4
Seiple	10	84	8.4	15	0
Nottingham.....	9	66	7.3	18	0
Tillman	5	60	12.0	16	0
Ginn	3	21	7.0	8	0
Malone	2	47	23.5	43	0
Morris	2	15	7.5	10	0

DOLPHINS	170	2196	12.9	79t	19
OPPONENTS	200	2335	11.7	62t	9

INTERCEPTIONS NO.	YDS.	AVG.	LG	TD	
Scott	6	60	10.0	38	0
Johnson.....	4	41	10.3	17	0
Babb	4	18	4.5	18	0
Matheson	3	32	10.7	22	0
Rhone	2	2	1.0	2	0
Towle	1	16	16.0	16	0
Kolen	1	14	14.0	14	0

DOLPHINS	21	183	8.7	38	0
OPPONENTS	17	214	12.6	50	1

PUNTING	NO.	YDS.	AVG.	LG	BK
Seiple	65	2506	38.6	61	0

DOLPHINS	65	2506	38.6	61	0
OPPONENTS	72	2880	40.0	57	1

PUNT RET.	NO.	YDS.	AVG.	LG	TD
Solomon	26	320	12.3	50t	1
N. Moore.....	8	80	10.0	29	0
Babb	7	95	13.6	46	0
Scott	1	10	10.0	10	0
Ginn	1	4	4.0	4	0

DOLPHINS	43	509	11.8	50t	1
OPPONENTS	34	373	11.0	83t	1

KICKOFF RET.	NO.	YDS.	AVG.	LG	TD
Solomon	17	348	20.5	31	0
N. Moore.....	9	243	27.0	42	0
Ginn	9	235	26.1	39	0
Nottingham.....	3	80	26.7	27	0
Winfrey	1	25	25.0	25	0
Malone	1	18	18.0	18	0

DOLPHINS	40	949	23.7	42	0
OPPONENTS	65	1549	23.8	102t	1

SCORING	Ru	Pa	Rt	PAT	FG	S	TP
Yepremian.....	0	0	0	40/46	13/16	0	79
Nottingham.....	12	0	0	0	0	0	72
Bulaich	5	5	0	0	0	0	60
Mandich	0	4	0	0	0	0	24
N. Moore.....	0	4	0	0	0	0	24
Morris	4	0	0	0	0	0	24
Twilley.....	0	4	0	0	0	0	24
Malone	3	0	0	0	0	0	18
Solomon	0	2	1	0	0	0	18
Griese	1	0	0	0	0	0	6
Strock	1	0	0	0	0	0	6
Reese	0	0	0	0	0	1	2

DOLPHINS	26	19	140/46	13/16	1	357
OPPONENTS	15	9	325/27	21/21	1	222

FIELD GOALS	1-19	20-29	30-39	40-49	50+
Yepremian	1/1	5/5	6/7	1/2	0/1
DOLPHINS	1/1	5/5	6/7	1/2	0/1
OPPONENTS	0/0	3/5	4/6	4/10	0/0

SACKS

Den Herder 11.0, Crowder 7.5, Reese 7.5, Stanfill 6.5, Matheson 2.0, Andrews 1.5, Johnson 1.0, Kolen 1.0, Rhone 1.0, Swift 1.0.

DOLPHINS 40.0, OPPONENTS 23.0

STARTERS

OFFENSE

WR - Nat Moore (14)
LT - Wayne Moore (14)
LG - Bob Kuechenberg (14)
C - Jim Langer (14)
RG - Larry Little (14)
RT - Norm Evans (13), *Darryl Carlton (1)
TE - Andre Tillman (8), Jim Mandich (6)
WR - Howard Twilley (8), *Freddie Solomon (5), Jim McFarland (1)
QB - Bob Griese (10), Don Strock (3, Earl Morrall (1)
RB - Mercury Morris (14)
FB - Don Nottingham (13), Norm Bulaich (1)

DEFENSE

LDE - Vern Den Herder (14)
LDT - Randy Crowder (11), Manny Fernandez (3)
RDT - Don Reese (11), Manny Fernandez (1)
RDE - Bill Stanfill (8), *Steve Towle (4), John Andrews (2)
LLB - Doug Swift (13), *Steve Towle (1)
MLB - Mike Kolen (9), *Steve Towle (4), *Earnie Rhone (1)
RLB - Bob Matheson (13), *Earnie Rhone (1)
LCB - Tim Foley (9), Jeris White (5)
RCB - Curtis Johnson (14)
FS - Jake Scott (14)
SS - Charlie Babb (14)
4th LB - *Earnie Rhone (2)

* Indicates Rookie

1976 FINAL STATISTICS (6-8)

DATE	OPPONENT	SCORE	W/L	ATT.
9/13	at Buffalo	30-21	W	77,683
9/19	at New England	14-30	L	46,053
9/26	N.Y. JETS	16-0	W	49,754
10/3	LOS ANGELES	28-31	L	60,753
10/10	at Baltimore	14-28	L	58,832
10/17	KANSAS CITY	17-20(OT)	L	43,325
10/24	at Tampa Bay	23-20	W	59,155
10/31	NEW ENGLAND	10-3	W	52,863
11/7	at N.Y. Jets	27-7	W	53,344
11/14	at Pittsburgh	3-14	L	48,945
11/22	BALTIMORE	16-17	L	62,104
11/28	at Cleveland	13-17	L	74,715
12/5	BUFFALO	45-27	W	43,475
12/11	MINNESOTA	7-29	L	46,543

TEAM STATISTICS	MIA.	OPP.
TOTAL FIRST DOWNS	267	268
By Rushing	122	125
By Passing	125	131
By Penalty	20	12
TOTAL NET YARDS	4386	5081
Average Per Game	313.3	362.9
Total Plays	874	892
Average Per Play	5.0	5.7
NET YARDS RUSHING	2118	2411
Average Per Game	151.3	172.2
Total Rushes	491	525
NET YARDS PASSING	2268	2670
Average Per Game	162.0	190.7
Tackled/Yards Lost	37/336	20/193
Gross Yards	2604	2863
Attempts/Completions	346/193	347/195
Completion Percentage	55.8	56.2
Had Intercepted	15	11
PUNTS/AVERAGE	62/38.2	63/41.1
PENALTIES/YARDS	70/582	94/716
FUMBLES/BALL LOST	14/8	31/18
TOUCHDOWNS	31	34
By Rushing	15	14
By Passing	15	20
By Returns	1	0

Score By Quarters

	1	2	3	4	OT	Total
DOLPHINS	27	98	64	74	0	263
OPPONENTS	31	93	62	75	3	264

RUSHING	NO.	YDS.	AVG.	LG	TD
Malone	186	797	4.3	31	4
Bulaich	122	540	4.4	35	4
Winfrey	52	205	3.9	13	1
Nottingham	63	185	2.9	13	3
Griese	23	108	4.7	26	0
Davis	31	160	5.2	57	1
N. Moore	4	36	9.0	21	0
Seiple	3	14	4.7	7	0
Solomon	4	60	15.0	59t	1
Strock	2	13	6.5	11	1
Heath	1	0	0.0	0	0
DOLPHINS	491	2118	4.3	59t	15
OPPONENTS	525	2411	4.6	75t	14

RECEIVING	NO.	YDS.	AVG.	LG	TD
N. Moore	33	625	18.9	67t	4
Bulaich	28	151	5.4	25	0
Solomon	27	453	16.8	53t	2

PASSING	ATT.	COMP.	YDS.	PCT.	TD	INT.	LG	SCK/LST	RATING
Griese	272	162	2097	59.6	11	12	47t	30/266	78.9
Strock	47	21	359	44.7	3	2	53t	4/41	74.6
Morrall	26	10	148	38.5	1	1	67t	3/29	54.7
Solomon	1	0	0	0.0	0	0	0	0.0	39.6
DOLPHINS	346	193	2604	55.8	15	15	67t	37/336	76.4
OPPONENTS	347	195	2863	56.2	20	11	64	20/193	89.0

Harris	22	372	16.9	44	1
Mandich	22	260	11.8	31	4
Twilley	14	214	15.3	39	1
Tillman	13	130	10.0	16	1
Seiple	10	138	13.8	25	1
Malone	9	103	11.4	36	0
Winfrey	6	55	9.2	16	1
Nottingham	4	33	8.3	29	0
Davis	2	8	4.0	6	0
McCreary	2	51	25.5	30	0
Holmes	1	11	11.0	11	0

DOLPHINS	193	2604	13.5	67t	15
OPPONENTS	195	2863	14.7	64	20

INTERCEPTIONS	NO.	YDS.	AVG.	LG	TD
Ellis	2	40	20.0	40	0
Matheson	2	34	17.0	34	0
Babb	2	20	10.0	20	0
White	2	4	2.0	4	0
Anderson	1	32	32.0	32	0
Johnson	1	14	14.0	14	0
Salter	1	0	0.0	0	0

DOLPHINS	11	144	13.1	40	0
OPPONENTS	15	128	8.5	33	0

PUNTING	NO.	YDS.	AVG.	LG	BK
Seiple	62	2366	38.2	56	0
DOLPHINS	62	2366	38.2	56	0
OPPONENTS	63	2593	41.2	56	0

PUNT RET.	NO.	YDS.	AVG.	LG	TD
Solomon	13	205	15.8	79t	1
Harris	9	79	8.7	16	0
N. Moore	8	72	9.0	23	0
Babb	3	38	12.7	25	0
Anderson	2	21	10.5	11	0

DOLPHINS	35	415	11.9	79t	1
OPPONENTS	34	272	8.0	28	0

KICKOFF RET.	NO.	YDS.	AVG.	LG	TD
Davis	26	617	23.7	47	0
Harris	17	559	32.9	69	0
Nottingham	6	107	17.8	21	0
N. Moore	2	28	14.0	28	0
Winfrey	2	24	12.0	13	0
Solomon	1	12	12.0	12	0
Tillman	1	0	0.0	0	0
DOLPHINS	55	1347	24.5	69	0
OPPONENTS	57	1231	21.6	79	0

SCORING	Ru	Pa	Rt	PAT	FG	S	TP
Yepremian	0	0	0	29/31	16/23	0	77
Bulaich	4	0	0	0	0	0	24
Malone	4	0	0	0	0	0	24
Mandich	0	4	0	0	0	0	24
N. Moore	0	4	0	0	0	0	24
Solomon	1	2	1	0	0	0	24
Nottingham	3	0	0	0	0	0	18
Winfrey	1	1	0	0	0	0	12
Davis	1	0	0	0	0	0	6
Harris	0	1	0	0	0	0	6
Seiple	0	1	0	0	0	0	6
Strock	1	0	0	0	0	0	6
Tillman	0	1	0	0	0	0	6
Twilley	0	1	0	0	0	0	6
DOLPHINS	15	15	129/31	16/23	0	263	
OPPONENTS	14	20	030/34	10/21	0	264	

FIELD GOALS

1-19	20-29	30-39	40-49	50-59
------	-------	-------	-------	-------

Yepremian	0/0	9/10	2/4	4/8	1/1
-----------------	-----	------	-----	-----	-----

DOLPHINS	0/0	9/10	2/4	4/8	1/1
----------------	-----	------	-----	-----	-----

OPPONENTS ..	2/2	4/8	2/5	2/6	0/0
--------------	-----	-----	-----	-----	-----

SACKS

Reese 4.0, Stanfill 4.0, Den Herder 3.0, Andrews 2.0, Crowder 2.0, Buoniconti 1.0, Heinz 1.0, Matheson 1.0, Towle 1.0, Babb 0.5, Gordon 0.5.
--

DOLPHINS 20.0, OPPONENTS 37.0

STARTERS

OFFENSE

WR - Nat Moore (9), *Duriel Harris (1), Freddie Solomon (1)

LT - Wayne Moore (14)

LG - Bob Kuechenberg (10), Ed Newman (4)

C - Jim Langer (14)

RG - Larry Little (10), Ed Newman (4)

RT - Darryl Carlton (8), Larry Little (4), Tom Drougas (2)

TE - Andre Tillman (14)

WR - Freddie Solomon (7), Howard Twilley (6), *Duriel Harris (1)

QB - Bob Griese (13), Don Strock (1)

RB - Benny Malone (12), Norm Bulaich (1), *Gary Davis (1)

FB - Don Nottingham (8), Norm Bulaich (6)

2nd TE - Jim Mandich (3)

DEFENSE

LDE - Vern Den Herder (14)

LDT - Randy Crowder (14)

RDT - Don Reese (7), Bob Heinz (4), John Andrews (1)

RDE - Bill Stanfill (7), John Andrews (4), Don Reese (2), Bob Heinz (1)

LLB - *Larry Gordon (14)

MLB - Steve Towle (12), Nick Buoniconti (2)

RLB - Bob Matheson (11), Steve Towle (2), John Andrews (1)

LCB - Jerris White (14)

RCB - Curtis Johnson (9), Ken Ellis (3), Tim Foley (2)

SS - Charlie Babb (14)

FS - Barry Hill (6), Bryant Salter (6), Ken Ellis (2)

4th LB - Nick Buoniconti (2)

* Indicates Rookie

1977 FINAL STATISTICS (10-4)

DATE	OPPONENT	SCORE	W/L	ATT.
9/18	at Buffalo	13-0	W	76,097
9/25	at San Francisco	19-15	W	40,503
10/2	HOUSTON	27-7	W	49,619
10/9	at Baltimore	28-45	L	57,005
10/16	N.Y. JETS	21-17	W	43,446
10/23	SEATTLE	31-13	W	29,858
10/30	SAN DIEGO	13-14	L	40,670
11/6	at N.Y. Jets	14-10	W	51,582
11/13	NEW ENGLAND	17-5	W	67,502
11/20	at Cincinnati	17-23	L	46,733
11/24	at St. Louis	55-14	W	50,269
12/5	BALTIMORE	17-6	W	68,977
12/11	at New England	10-14	L	61,064
12/17	BUFFALO	31-14	W	39,626

TEAM STATISTICS	MIA.	OPP.
TOTAL FIRST DOWNS	267	227
By Rushing	143	101
By Passing	107	117
By Penalty	17	9
Third Down: Made/Att.....	78/172	88/199
TOTAL NET YARDS.....	4327	3982
Average Per Game	309.1	284.4
Total Plays.....	866	901
Average Per Play.....	5.0	4.4
NET YARDS RUSHING	2366	1749
Average Per Game	169.0	124.9
Total Rushes.....	519	467
NET YARDS PASSING.....	1961	2233
Average Per Game	140.1	159.5
Tackled/Yards Lost.....	36/303	20/160
Gross Yards.....	2264	2393
Attempts/Completions.....	311/182	414/226
Completion Percentage ..	58.5	54.6
Had Intercepted	14	15
PUNTS/AVERAGE	58/36.9	67/38.5
PENALTIES/YARDS	59/432	82/644
FUMBLES/BALL LOST	22/13	37/18
TOUCHDOWNS	41	23
By Rushing	18	12
By Passing	22	10
By Returns	1	1

Score By Quarters	1	2	3	4	OT	Total
DOLPHINS	86	113	60	54	0	313
OPPONENTS	52	48	33	64	0	197

RUSHING	NO.	YDS.	AVG.	LG	TD
Malone	129	615	4.8	66t	5
Davis	126	533	4.2	60t	2
L. Harris	91	417	4.6	77t	4
Bulaich	91	416	4.6	29	4
Nottingham.....	44	214	4.9	13	2
Moore	14	89	6.4	24	1
Solomon	6	43	7.2	14	0
Griese	16	30	1.9	13	0
T. Anderson ..	1	11	11.0	11	0
Michel	1	-2	-2.0	-2	0
DOLPHINS	519	2366	4.6	77t	18
OPPONENTS	467	1749	3.7	64t	12

RECEIVING	NO.	YDS.	AVG.	LG	TD
Moore	52	765	14.7	73t	12
D. Harris	34	601	17.7	47	5
Bulaich	25	180	7.2	14	0
Tillman	17	169	10.0	37t	2
Davis	14	151	10.8	32	1
Solomon	12	181	15.1	54t	1

PASSING	ATT.	COMP.	YDS.	PCT.	TD	INT.	LG	SCK/LST	RATING
Griese	307	180	2252	58.6	22	13	73t	36/303	87.7
Strock	4	2	12	50.0	0	1	9	0/0	16.7
DOLPHINS	311	182	2264	58.5	22	14	73t	36/303	86.1
OPPONENTS	414	226	2393	54.6	10	15	47	20/160	64.6

Nottingham.....	8	58	7.3	16	0
L. Harris	7	29	4.1	11	0
Mandich	6	63	10.5	15	0
Malone	4	58	14.5	35	0
McCreary.....	2	10	5.0	9	1
Seiple	1	-1	-1.0	-1	0

DOLPHINS	182	2264	12.4	73t	22
OPPONENTS	226	2393	10.6	47	10

INTERCEPTIONS	NO.	YDS.	AVG.	LG	TD
Johnson.....	4	35	8.8	19	0
Thomas	3	23	7.7	23	0
Foley	3	17	5.7	17	0
Gordon	1	27	27.0	27	0
Babb	1	15	15.0	15	0
Matheson	1	7	7.0	7	0
Roberson	1	0	0.0	0	0
Volk	1	0	0.0	0	0

DOLPHINS	15	124	8.3	27	0
OPPONENTS	14	238	17.0	34	0

PUNTING	NO.	YDS.	AVG.	LG	BK
Michel	35	1338	38.2	61	0
Seiple	22	801	36.4	54	1

DOLPHINS	58	2139	36.9	61	1
OPPONENTS	67	2581	38.5	60	0

PUNT RET.	NO.	YDS.	AVG.	LG	TD
Solomon	32	285	8.9	39	0
D. Anderson ..	4	3	0.7	3	0
Babb	2	10	5.0	7	0
Davis	1	11	11.0	11	0
T. Anderson ..	1	6	6.0	6	0

DOLPHINS	40	315	7.9	39	0
OPPONENTS	29	267	9.2	49	0

KICKOFF RET.	NO.	YDS.	AVG.	LG	TD
Davis	14	414	29.6	73t	0
Solomon	10	273	27.3	90t	0
T. Anderson ..	7	167	23.9	40	0
D. Harris	4	91	22.8	31	0
Nottingham.....	2	36	18.0	18	0
McCreary.....	1	30	30.0	30	0

DOLPHINS	38	1011	26.6	90t	1
OPPONENTS	59	1281	21.7	32	0

SCORING	Ru	Pa	Rt	PAT	FG	S	TP
Moore	1	12	0	0	0	0	78
Yepremian.....	0	0	0	37/41	10/22	0	67
D. Harris	0	5	0	0	0	0	30
Malone	5	0	0	0	0	0	30
Bulaich	4	0	0	0	0	0	24
L. Harris	4	0	0	0	0	0	24
Davis	2	1	0	0	0	0	18
Nottingham.....	2	0	0	0	0	0	12
Solomon	0	1	1	0	0	0	12
Tillman	0	2	0	0	0	0	12
McCreary	0	1	0	0	0	0	6
Michel	0	0	0	0/1	0	0	0

DOLPHINS	18	22	137/42	10/22	0	313
OPPONENTS	12	10	121/23	12/20	0	197

FIELD GOALS	1-19	20-29	30-39	40-49	50+
Yepremian	0/0	3/4	5/7	2/9	0/2
DOLPHINS	0/0	3/4	5/7	2/9	0/2
OPPONENTS ..	1/1	2/2	4/5	5/10	0/2

SACKS
DuHe 7.0, Baumhower 4.0, Bokamper 2.5, Gordon 2.0, Matheson 2.0, Den Herder 1.5, Babb 1.0.

DOLPHINS 20.0, OPPONENTS 36.0

STARTERS
OFFENSE
WR - Nat Moore (14)
LT - Wayne Moore (14)
LG - Bob Kuechenberg (12), Ed Newman (2)
C - Jim Langer (14)
RG - Larry Little (13), Ed Newman (1)
RT - Mike Current (14)
TE - Andre Tillman (14)
WR - Freddie Solomon (6), Duriel Harris (4)
QB - Bob Griese (14)
RB - Benny Malone (8), Gary Davis (6)
FB - Norm Bulaich (7), *Leroy Harris (5), Don Nottingham (2)
2nd TE - Loaird McCreary (4)

DEFENSE
LDE - Vern Den Herder (11), Bob Heinz (3)
NT - *Bob Baumhower (14)
DE - *A.J. Duhe (14)
LOLB - Kim Bokamper (14)
LILB - Steve Towle (7), Mike Kolen (5), Rusty Chambers (2)
RILB - Bob Matheson (9), Steve Towle (5)
ROLB - Larry Gordon (14)
LCB - Norris Thomas (10), Tim Foley (4)
RCB - Curtis Johnson (14)
SS - Tim Foley (10), Dick Anderson (4)
FS - Vern Roberson (9), Charlie Babb (4), Rick Volk (1)

* Indicates Rookie

1978 FINAL STATISTICS (11-5)

DATE	OPPONENT	SCORE	W/L	ATT.
9/3	at N.Y. Jets	20-33	L	49,598
9/10	at Baltimore	42-0	W	46,426
9/17	BUFFALO	31-24	W	48,373
9/24	at Philadelphia	3-17	L	62,998
10/1	ST. LOUIS	24-10	W	43,882
10/9	CINCINNATI	21-0	W	54,729
10/15	at San Diego	28-21	W	50,637
10/22	at New England	24-33	L	60,424
10/29	BALTIMORE	26-8	W	53,524
11/5	DALLAS	23-16	W	70,414
11/12	at Buffalo	25-24	W	48,623
11/20	at Houston	30-35	L	50,290
11/26	N.Y. JETS	13-24	L	49,255
12/3	at Washington	16-0	W	52,860
12/10	OAKLAND	23-6	W	73,003
12/18	NEW ENGLAND	23-3	W	72,071

TEAM STATISTICS	MIA.	OPP.
TOTAL FIRST DOWNS	270	298
By Rushing	119	120
By Passing	135	156
By Penalty	16	22
Third Down: Made/Att.....	98/215	88/205
TOTAL NET YARDS.....	4835	5169
Average Per Game	302.2	323.1
Total Plays	954	1021
Average Per Play	5.1	5.1
NET YARDS RUSHING	2366	2261
Average Per Game	147.9	141.3
Total Rushes	548	543
NET YARDS PASSING	2469	2908
Average Per Game	154.3	181.8
Tackled/Yards Lost.....	27/238	41/343
Gross Yards	2707	3251
Attempts/Completions	379/226	437/256
Completion Percentage	59.6	58.6
Had Intercepted	18	32
PUNTS/AVERAGE	81/40.3	74/37.0
PENALTIES/YARDS	74/603	99/865
FUMBLES/BALL LOST	24/12	37/21
TOUCHDOWNS	45	30
By Rushing	18	15
By Passing	24	15
By Returns	3	0

Score By Quarters	1	2	3	4	OT	Total
DOLPHINS	101	126	68	77	0	372
OPPONENTS	24	87	64	79	0	254

RUSHING	NO.	YDS.	AVG.	LG	TD
Williams	272	1258	4.6	58t	8
L. Harris	123	512	4.2	51	2
Davis	62	313	5.0	65t	3
Bulaich	40	196	4.9	63	2
Braxton	20	48	2.4	15	2
Strock	10	23	2.3	12	0
Malone	6	18	3.0	7	1
Griese	9	10	1.1	9	0
Benjamin	1	-2	-2.0	-2	0
Moore	4	-3	-0.8	3	0
Roberts	1	-7	-7.0	-7	0
DOLPHINS	548	2366	4.3	65t	18
OPPONENTS	543	2261	4.2	81t	15

RECEIVING	NO.	YDS.	AVG.	LG	TD
Moore	48	645	13.5	47	10

D. Harris	45	654	14.5	63t	3
Tillman	31	398	12.8	33	3
L. Harris	25	211	8.4	57	0
Davis	24	218	9.1	34	0
Williams	18	192	10.7	42	0
Bulaich	16	92	5.8	22	0
Cefalo	6	145	24.2	43	3
Braxton	4	47	11.8	19	0
Hardy	4	32	8.0	15	2
McCreary	3	27	9.0	12	2
Rather	1	39	39.0	39	0
Den Herder	1	7	7.0	7t	1

DOLPHINS	226	2707	12.0	63t	24
OPPONENTS	256	3251	12.7	92t	15

INTERCEPTIONS	NO.	YDS.	AVG.	LG	TD
Foley	6	12	2.0	8	0
Small	4	157	39.3	46t	1
Volk	4	42	10.5	24	0
Babb	3	61	20.3	36	0
Gordon	3	35	11.7	22	0
Johnson	3	-2	-0.7	0	0
Thomas	2	63	31.5	53t	1
Rhone	2	4	2.0	4	0
Chambers	1	49	49.0	49	0
Cornelius	1	21	21.0	21	0
Towle	1	14	14.0	14	0
Bokamper	1	2	2.0	2	0
Baumhower	1	0	0.0	0	0
DOLPHINS	32	458	14.3	53t	2
OPPONENTS	18	224	12.4	33	0

PUNTING	NO.	YDS.	AVG.	LG	BK
Roberts	81	3263	40.3	59	0
DOLPHINS	81	3263	40.3	59	0
OPPONENTS	74	2741	37.0	58	2

PUNT RET.	NO.	YDS.	AVG.	LG	TD
Cefalo	28	232	8.3	26	0
Babb	9	57	6.3	14	0
Davis	2	36	18.0	25	0
Moore	1	11	11.0	11	0
Cornelius	1	5	5.0	5	0
DOLPHINS	41	341	8.3	26	0
OPPONENTS	42	303	7.2	34	0

KICKOFF RET.	NO.	YDS.	AVG.	LG	TD
D. Harris	29	657	22.7	53	0
Davis	13	251	19.3	27	0
Anderson	7	157	22.4	31	0
Cefalo	2	40	20.0	21	0
Hardy	2	27	13.5	15	0
DOLPHINS	53	1132	21.4	53	0
OPPONENTS	70	1459	20.8	39	0

SCORING	Ru	Pa	Rt	PAT	FG	S	TP
Yepremian	0	0	0	41/45	19/23	0	98
Moore	0	10	0	0	0	0	60
Williams	8	0	0	0	0	0	48
Cefalo	0	3	0	0	0	0	18
Davis	3	0	0	0	0	0	18
D. Harris	0	3	0	0	0	0	18
Tillman	0	3	0	0	0	0	18
Braxton	2	0	0	0	0	0	12
Bulaich	2	0	0	0	0	0	12
Hardy	0	2	0	0	0	0	12

Harris	2	0	0	0	0	0	12
McCreary	0	2	0	0	0	0	12
Baumhower	0	0	1	0	0	0	6
Den Herder	0	1	0	0	0	0	6
Malone	1	0	0	0	0	0	6
Small	0	0	1	0	0	0	6
Thomas	0	0	1	0	0	0	6
Bokamper	0	0	0	0	0	1	2
Duhe	0	0	0	0	0	1	2

DOLPHINS	18	24	341/45	19/23	2	372
OPPONENTS	15	15	028/30	14/21	1	254

FIELD GOALS	1-19	20-29	30-39	40-49	50+
Yepremian	0/0	4/5	10/11	5/7	0/0

DOLPHINS	0/0	4/5	10/11	5/7	0/0
OPPONENTS ..	1/1	4/6	6/8	3/6	0/0

SACKS

Den Herder 9.0, Bokamper 8.0, Duhe 8.0, Gordon 4.5, Betters 4.0, Chambers 1.5, Baumhower 1.5, Matheson 1.5, Babb 1.0, Barisch 1.0, Simpson 1.0.
--

DOLPHINS 41.0, OPPONENTS 27.0

STARTERS

OFFENSE

WR - Nat Moore (15), *Jimmy Cefalo (1) LT - Wayne Moore (9), Bob Kuechenberg (7) LG - Bob Kuechenberg (8), Ed Newman (8) C - Jim Langer (16) RG - Larry Little (15), Ed Newman (1) RT - Mike Current (15), Wayne Moore (1) TE - Andre Tillman (16) WR - Duell Harris (15) QB - Bob Griese (9), Don Strock (7) RB - Delvin Williams (15), Gary Davis (1) FB - Leroy Harris (11), Norm Bulaich (3), Jim Braxton (2) 2nd TE - Loaird McCreary (1)
--

DEFENSE

LDE - Vern Den Herder (16) NT - Bob Baumhower (16) RDE - A.J. Duhe (10), *Doug Betters (6) LOLB - Kim Bokamper (16) LILB - Steve Towle (10), Rusty Chambers (6) RILB - Rusty Chambers (9), Bob Matheson (3), Steve Towle (3), Earnie Rhone (1) ROLB - Larry Gordon (15), Earnie Rhone (1) LCB - Norris Thomas (16) RCB - Curtis Johnson (12), *Gerald Small (4) SS - Tim Foley (16) FS - Rick Volk (13), Charlie Babb (3)
--

* Indicates Rookie

PASSING	ATT.	COMP.	YDS.	PCT.	TD	INT.	LG	SCK/LST	RATING
Griese	235	148	1791	63.0	11	11	63t	18/165	82.4
Strock	135	72	825	53.3	12	6	57	9/73	83.3
Benjamin	8	6	91	75.0	1	1	43	0/0	112.0
Williams	1	0	0	0.0	0	0	0	0/0	39.6
DOLPHINS	379	226	2707	59.6	24	18	63t	27/238	82.9
OPPONENTS	437	256	3251	58.6	15	32	92t	41/343	62.8

1979 FINAL STATISTICS (10-6)

DATE	OPPONENT	SCORE	W/L	ATT.
9/2	at Buffalo	9-7	W	69,441
9/9	SEATTLE	19-10	W	56,233
9/16	at Minnesota	27-12	W	44,187
9/23	CHICAGO	31-16	W	66,011
9/30	at N.Y. Jets	27-33	L	51,496
10/8	at Oakland	3-13	L	52,419
10/14	BUFFALO	17-7	W	45,597
10/21	at New England	13-28	L	61,096
10/28	GREEN BAY	27-7	W	47,741
11/5	HOUSTON	6-9	L	70,273
11/11	BALTIMORE	19-0	W	50,193
11/18	at Cleveland	24-30	OT	L 80,374
11/25	at Baltimore	28-24	W	56,016
11/29	NEW ENGLAND	39-24	W	69,174
12/9	at Detroit	28-10	W	78,087
12/15	N.Y. JETS	24-27	L	49,915

TEAM STATISTICS	MIA.	OPP.
TOTAL FIRST DOWNS	297	238
By Rushing	126	87
By Passing	140	135
By Penalty	31	16
Third Down: Made/Att.....	99/205	96/213
TOTAL NET YARDS	4950	4439
Average Per Game	309.4	277.4
Total Plays.....	1006	938
Average Per Play.....	4.9	4.7
NET YARDS RUSHING	2187	1702
Average Per Game	136.7	106.4
Total Rushes	561	484
NET YARDS PASSING	2763	2737
Average Per Game	172.7	171.1
Tackled/Yards Lost.....	29/255	36/314
Gross Yards	3018	3051
Attempts/Completions.....	416/235	418/230
Completion Percentage	56.5	55.0
Had Intercepted	22	23
PUNTS/AVERAGE	71/39.5	77/37.9
PENALTIES/YARDS	79/651	107/834
FUMBLES/BALL LOST	27/15	29/15
TOUCHDOWNS	40	31
By Rushing	19	9
By Passing	20	17
By Returns	1	5

Score By Quarters	1	2	3	4	OT	Total
DOLPHINS	71	75	80	115	0	341
OPPONENTS	24	71	87	69	6	257

RUSHING	NO.	YDS.	AVG.	LG	TD
Csonka	220	837	3.8	22	12
Williams.....	184	703	3.8	39	3
Davis	98	383	3.9	42	1
Nathan	16	68	4.2	18	0
Torrey	13	61	4.7	17	1
Bulaich	9	37	4.1	9	2
Griese	11	30	2.7	18	0
Moore	3	22	7.3	18	0
Harris.....	1	20	20.0	20	0
Howell	3	8	2.7	5	0
DOLPHINS	561	2187	3.9	42	19
OPPONENTS	484	1702	3.5	30	9

RECEIVING	NO.	YDS.	AVG.	LG	TD
Moore	48	840	17.5	53	6

Harris.....	42	798	19.0	51	3
Davis	34	215	6.3	18	0
Hardy	30	386	12.8	28	1
Williams.....	21	175	8.3	38	1
Nathan	17	213	12.5	35	2
Csonka	16	75	4.7	18	1
Cefalo	12	223	18.6	30	3
Bulaich	8	53	6.6	13	1
Howell	3	23	7.7	11	0
Lee	2	14	7.0	10	0
Torrey	2	3	1.5	8	0

DOLPHINS	235	3018	12.8	53	20
OPPONENTS	230	3051	13.3	78	17

INTERCEPTIONS NO.	YDS.	AVG.	LG	TD	
Colzie	5	86	17.2	56	0
Small	5	74	14.8	40	0
Gordon	2	33	16.5	33	0
Thomas	2	29	14.5	24	0
Rhone	2	17	8.5	10	0
Foley	2	8	4.0	8	0
Matheson	1	28	28.0	28	0
Chambers	1	4	4.0	4	0
Babb	1	3	3.0	3	0
Bokamper	1	3	3.0	3	0
Towle	1	0	0.0	0	0

DOLPHINS	23	285	12.4	56	0
OPPONENTS	22	382	17.4	58	3

PUNTING	NO.	YDS.	AVG.	LG	BK
Roberts	69	2772	40.2	68	1
von Schamann	1	31	31.0	31	0

DOLPHINS	71	2803	39.5	68	1
OPPONENTS	77	2919	37.9	60	0

PUNT RET.	NO.	YDS.	AVG.	LG	TD
Nathan	28	306	10.9	86	1
Kozlowski	3	21	7.0	11	0
Cefalo	2	10	5.0	10	0
Babb	1	0	0.0	0	0

DOLPHINS	34	337	9.9	86	1
OPPONENTS	25	131	5.2	54	0

KICKOFF RET.	NO.	YDS.	AVG.	LG	TD
Nathan	45	1016	22.6	43	0
Kozlowski	4	85	21.2	22	0
Davis	2	27	13.5	16	0
Bessillieu	0	20	-	20	0

DOLPHINS	51	1148	22.5	43	0
OPPONENTS	69	1518	22.0	55	0

SCORING	Ru	Pa	Rt	PAT	FG	S	TP
von Schamann	0	0	0	36/40	21/29	0	99
Csonka	12	1	0	0	0	0	78
Moore	0	6	0	0	0	0	36
Williams.....	3	1	0	0	0	0	24
Cefalo	0	3	0	0	0	0	18
Hardy	0	3	0	0	0	0	18
Harris.....	0	3	0	0	0	0	18
Bulaich	2	1	0	0	0	0	18
Nathan	0	2	1	0	0	0	18
Davis	1	0	0	0	0	0	6
Torrey	1	0	0	0	0	0	6
Team	0	0	0	0	0	1	2

DOLPHINS	19	20	136/40	21/29	1	341
OPPONENTS	9	17	526/30	15/26	0	257

FIELD GOALS	1-19	20-29	30-39	40-49	50+
von Schamann	0/0	8/8	9/14	2/4	2/3

DOLPHINS	0/0	8/8	9/14	2/4	2/3
OPPONENTS	0/0	2/3	7/9	6/14	0/0

SACKS

Den Herder 9.0, Betteres 8.0, Baumhower 6.5, Bokamper 4.5, Gordon 3.0, Duhe 2.0, Barisich 1.5, Thomas 1.0, Towle 0.5.

DOLPHINS 36.0, OPPONENTS 29.0

STARTERS

OFFENSE

WR - Durriel Harris (14), Jimmy Cefalo (2)
 LT - Bob Kuechenberg (16)
 LG - Ed Newman (16)
 C - Jim Langer (9), Mark Dennard (7)
 RG - Larry Little (14), Eric Laakso (2)
 RT - Mike Current (16)
 TE - Bruce Hardy (14), *Ronnie Lee (2)
 WR - Nat Moore (14), Jimmy Cefalo (1)
 QB - Bob Griese (12), Don Strock (4)
 RB - Delvin Williams (13), Gary Davis (3)
 FB - Larry Csonka (16)
 2nd TE - *Ronnie Lee (1)

DEFENSE

LDE - Vern Den Herder (16)
 NT - Bob Baumhower (16)
 RDE - Doug Betteres (14), A.J. Duhe (2)
 LOLB - Kim Bokamper (13), Bob Matheson (3)
 ULB - Steve Towle (16)
 RLB - Rusty Chambers (16)
 LCB - Larry Gordon (16)
 RLB - Norris Thomas (16)
 RCB - Gerald Small (16)
 SS - Tim Foley (15), *Mike Kozlowski (1)
 FS - Neal Colzie (16)

* Indicates Rookie

PASSING	ATT.	COMP.	YDS.	PCT.	TD	INT.	LG	SCK/LST	RATING
Griese	310	176	2160	56.8	14	16	51	26/221	72.0
Strock	100	56	830	56.0	6	6	53	2/22	78.3
Benjamin	4	3	28	75.0	0	0	17	1/10	93.8
Hardy	1	0	0	0.0	0	0	0	0/0	39.6
Williams	1	0	0	0.0	0	0	0	0/0	39.6
DOLPHINS	416	235	3018	56.5	20	22	53	29/255	73.3
OPPONENTS	418	230	3051	55.0	17	23	78	36/314	69.0

1980 FINAL STATISTICS (8-8)

DATE	OPPONENT	SCORE	W/L	ATT.
9/7	at Buffalo	7-17	L	79,598
9/14	CINCINNATI	17-16	W	38,322
9/21	at Atlanta	20-17	W	55,479
9/28	NEW ORLEANS	21-16	W	40,946
10/5	BALTIMORE	17-30	L	50,631
10/12	at New England	0-34	L	60,377
10/19	BUFFALO	17-14	W	41,636
10/27	at N.Y. Jets	14-17	L	53,046
11/2	at Oakland	10-16	L	46,378
11/9	at Los Angeles	35-14	W	62,198
11/16	SAN FRANCISCO	17-13	W	45,135
11/20	SAN DIEGO	24-27(OT)	L	63,013
11/30	at Pittsburgh	10-23	L	51,384
12/8	NEW ENGLAND	16-13(OT)	W	63,292
12/14	at Baltimore	24-14	W	30,564
12/20	N.Y. JETS	17-24	L	41,854

TEAM STATISTICS	MIA.	OPP.
TOTAL FIRST DOWNS	284	309
By Rushing	107	107
By Passing	149	185
By Penalty	28	17
Third Down: Made/Att.....	90/322	115/239
TOTAL NET YARDS	4564	5224
Average Per Game	285.3	326.5
Total Plays	1015	1062
Average Per Play	4.5	4.9
NET YARDS RUSHING	1876	2018
Average Per Game	117.3	126.1
Total Rushes	492	530
NET YARDS PASSING	2688	3206
Average Per Game	168.0	200.4
Tackled/Yards Lost.....	31/265	27/233
Gross Yards	2953	3439
Attempts/Completions	492/267	505/290
Completion Percentage	54.3	57.4
Had Intercepted	26	28
PUNTS/AVERAGE	79/41.5	72/37.3
PENALTIES/YARDS	74/567	108/923
FUMBLES/BALL LOST	33/16	31/17
TOUCHDOWNS	32	36
By Rushing	9	13
By Passing	21	21
By Returns	2	2

Score By Quarters	1	2	3	4	OT	Total
DOLPHINS	47	65	37	114	3	266
OPPONENTS	54	100	65	83	3	305

RUSHING	NO.	YDS.	AVG.	LG	TD
Williams	187	671	3.6	65	2
Nathan	60	327	5.5	18	1
Robiskie	78	250	3.2	36	2
Woodley	55	214	3.9	17	3
Howell	60	206	3.4	23	1
Bennett	43	187	4.3	19	0
Giaquinto	5	16	3.2	5	0
Testerman	1	5	5.0	5	0
Moore	1	3	3.0	3	0
Griese	1	0	0.0	0	0
Strock	1	-3	-3.0	-3	0
DOLPHINS	492	1876	3.8	65	9
OPPONENTS	530	2018	3.8	53	13

RECEIVING	NO.	YDS.	AVG.	LG	TD
Nathan	57	588	10.3	61	5
Moore	47	564	12.0	33	7
Harris	33	583	17.7	54	2
Williams	31	207	6.7	19	0
Giaquinto	24	192	8.0	25	1
Hardy	19	159	8.4	19	2
Rose	13	149	11.5	50	0
Robiskie	13	60	4.6	15	0
Cefalo	11	199	18.1	52	1
Lee	7	83	11.9	41	2
Howell	5	38	7.6	13	0
Bailey	4	105	26.3	39	0
Bennett	3	26	8.7	19	1

DOLPHINS	267	2953	11.1	61	21
OPPONENTS	290	3439	11.9	61	21

INTERCEPTIONS	NO.	YDS.	AVG.	LG	TD
Small	7	46	6.6	22	0
McNeal	5	17	3.4	15	0
Bessillieu	4	13	3.3	12	0
Taylor	3	55	18.3	44	0
Rhone	3	33	11.0	12	0
Blackwood	3	0	0.0	0	0
Ortega	1	17	17.0	17	0
Gordon	1	11	11.0	11	0
Bokamper	1	6	6.0	6	0

DOLPHINS	28	198	7.1	44	0
OPPONENTS	26	386	14.8	71	1

PUNTING	NO.	YDS.	AVG.	LG	BK
Roberts	77	3279	42.6	71	2
DOLPHINS	79	3279	41.5	71	2
OPPONENTS	72	2684	37.3	69	1

PUNT RET.	NO.	YDS.	AVG.	LG	TD
Nathan	23	178	7.7	30	0
Giaquinto	7	35	5.0	15	0
Bessillieu	1	0	0.0	0	0
Blackwood	1	0	0.0	0	0

DOLPHINS	32	213	6.7	30	0
OPPONENTS	42	339	8.1	35	0

KICKOFF RET.	NO.	YDS.	AVG.	LG	TD
Bessillieu	40	890	22.3	87	0
Giaquinto	9	146	16.2	22	0
Nathan	5	102	20.4	31	0
Harris	5	89	17.8	22	0
Barnett	1	7	7.0	7	0
Allen	1	0	0.0	0	0
DOLPHINS	61	1234	20.2	87	0
OPPONENTS	53	1210	22.8	52	0

SCORING	Ru	Pa	Rt	PAT	FG	S	TP
von Schamann	0	0	0	32/32	14/23	0	74
Moore	0	7	0	0	0	0	42
Nathan	1	5	0	0	0	0	36
Woodley	3	0	0	0	0	0	18
Giaquinto	0	1	1	0	0	0	12
Hardy	0	2	0	0	0	0	12
Harris	0	2	0	0	0	0	12
Lee	0	2	0	0	0	0	12
Robiskie	2	0	0	0	0	0	12

Williams	2	0	0	0	0	0	12
Bennett	0	1	0	0	0	0	6
Bessillieu	0	0	1	0	0	0	6
Cefalo	0	1	0	0	0	0	6
Howell	1	0	0	0	0	0	6

DOLPHINS	9	21	232/32	14/23	0	266
OPPONENTS	13	21	233/36	18/25	1	305

FIELD GOALS	1-19	20-29	30-39	40-49	50+
von Schamann	0/0	9/10	3/5	2/5	0/3

DOLPHINS	0/0	9/10	3/5	2/5	0/3
OPPONENTS	0/0	2/21	14/4	8/8	0/1

SACKS	Bokamper	5.5	Duhe	5.5	Baumhower	4.0	Bettors	4.0	Gordon	3.0	Bessillieu	2.0	Den Herder	2.0	Rhone	1.0
-------	----------	-----	------	-----	-----------	-----	---------	-----	--------	-----	------------	-----	------------	-----	-------	-----

DOLPHINS 27.0, OPPONENTS 31.0

STARTERS	OFFENSE
----------	---------

WR - Nat Moore (16)
 LT - Jon Giesler (10), Cleveland Green (3), Bob Kuechenberg (3)
 LG - Bob Kuechenberg (13), Ed Newman (3)
 C - Mark Dennard (16)
 RT - Ed Newman (13), Larry Little (3)
 RG - Eric Laakso (16)
 TE - Ronnie Lee (13)
 TE - Bruce Hardy (12)
 WR - Jimmy Cefalo (4), Duriel Harris (3)
 QB - *David Woodley (11), Bob Griese (3), Don Strock (2)
 RB - Delvin Williams (10), Tony Nathan (6)
 FB - Steve Howell (8), Terry Robiskie (5), Woody Bennett (3)

DEFENSE
 LDE - Vern Den Herder (16)
 NT - Bob Baumhower (16)
 RDE - Doug Bettors (16)
 LOLB - Kim Bokamper (16)
 ULB - Rusty Chambers (8), Ralph Ortega (6), A.J. Duhe (2),
 RILB - A.J. Duhe (12), Rusty Chambers (4),
 ROLB - A.J. Duhe (1), Larry Gordon (14), Earnie Rhone (1)
 LCB - *Don McNeal (13), Ed Taylor (3)
 RCB - Gerald Small (16)
 SS - Glenn Blackwood (10), Don Bessillieu (3), Tim Foley (3)
 FS - Don Bessillieu (10), Glenn Blackwood (6)

* Indicates Rookie

PASSING	ATT.	COMP.	YDS.	PCT.	TD	INT.	LG	SCK/LST	RATING
Woodley	327	176	1850	53.8	14	17	61	17/127	63.1
Griese	100	61	790	61.0	6	4	54	9/89	89.2
Strock	62	30	313	48.4	1	5	33	5/49	35.1
Moore	1	0	0	0.0	0	0	0	0/0	39.6
Nathan	1	0	0	0.0	0	0	0	0/0	39.6
Williams	1	0	0	0.0	0	0	0	0/0	39.6
DOLPHINS	492	267	2953	54.3	21	26	61	31/265	64.6
OPPONENTS	505	290	3439	57.4	21	28	61	27/233	69.1

1981 FINAL STATISTICS (11-4-1)

DATE	OPPONENT	SCORE	W/L	ATT.
9/6	at St. Louis	20-7	W	50,351
9/10	PITTSBURGH	30-10	W	74,190
9/20	at Houston	16-10	W	47,379
9/27	at Baltimore	31-28	W	41,630
10/4	N.Y. JETS	28-28(OT)	T	68,723
10/12	at Buffalo	21-31	L	78,576
10/18	WASHINGTON	13-10	W	47,367
10/25	at Dallas	27-28	L	64,221
11/1	BALTIMORE	27-10	W	46,061
11/8	at New England	30-27(OT)	W	60,436
11/15	OAKLAND	17-33	L	61,777
11/22	at N.Y. Jets	15-16	L	59,962
11/30	PHILADELPHIA	13-10	W	67,797
12/6	NEW ENGLAND	24-14	W	50,421
12/13	at Kansas City	17-7	W	57,407
12/19	BUFFALO	16-6	W	72,956

TEAM STATISTICS	MIA.	OPP.
TOTAL FIRST DOWNS	306	296
By Rushing	123	124
By Passing	157	160
By Penalty	26	12
Third Down: Made/Att.....	86/225	81/214
TOTAL NET YARDS	5322	5363
Average Per Game	332.6	335.2
Total Plays.....	1063	1039
Average Per Play.....	5.0	5.2
NET YARDS RUSHING	2173	2032
Average Per Game	135.8	127.0
Total Rushes	535	492
NET YARDS PASSING	3149	3331
Average Per Game	196.8	208.2
Tackled/Yards Lost.....	30/236	38/314
Gross Yards	3385	3645
Attempts/Completions.....	498/271	509/297
Completion Percentage	54.4	58.3
Had Intercepted	21	18
PUNTS/AVERAGE	83/40.8	87/41.0
PENALTIES/YARDS	71/541	104/886
FUMBLES/BALL LOST	26/10	30/15
TOUCHDOWNS	39	33
By Rushing	18	10
By Passing	18	23
By Returns	3	0

Score By Quarters	1	2	3	4	OT	Total
DOLPHINS	41	110	97	94	3	345
OPPONENTS	72	92	30	81	0	275

RUSHING	NO.	YDS.	AVG.	LG	TD
Nathan	147	782	5.3	46	5
Franklin	201	711	3.5	29	7
Woodley	63	272	4.3	26	4
Hill	37	146	3.9	24	1
Vigorito	35	116	3.3	30t	1
Bennett	28	104	3.7	12	0
Giaquinto	3	31	10.3	20	0
Howell	5	21	4.2	9	0
Orosz	1	13	13.0	13	0
Moore	1	3	3.0	3	0
Strock	14	-26	-1.9	9	0
DOLPHINS	535	2173	4.1	46	18
OPPONENTS	492	2032	4.1	28	10

RECEIVING	NO.	YDS.	AVG.	LG	TD
Harris	53	911	17.2	55	2

Nathan	50	452	9.0	31	3
Vigorito	33	237	7.2	31t	2
Cefalo	29	631	21.8	69t	3
Moore	26	452	17.4	52	2
Rose	23	316	13.7	50	2
Hardy	15	174	11.6	21	0
Lee	14	64	4.6	11	1
Hill	12	73	6.1	16	1
Giaquinto	7	38	5.4	16	1
Bennett	4	22	5.5	10	0
Franklin	3	6	2.0	3t	1
Howell	2	9	4.5	5	0

DOLPHINS	271	3385	12.5	69t	18
OPPONENTS	297	3645	12.3	76t	23

INTERCEPTIONS	NO.	YDS.	AVG.	LG	TD
G. Blackwood	4	124	31.0	39	0
Kozlowski	3	37	12.3	29	0
Rhone	3	35	11.7	16	0
L. Blackwood	3	12	4.0	11	0
Brudzinski	2	35	17.5	19	0
DuHe	1	11	11.0	11	0
Walker	1	0	0.0	0	0
Bessilleu	1	0	0.0	0	0
DOLPHINS	18	254	14.1	39	0
OPPONENTS	21	288	13.7	39	0

PUNTING	NO.	YDS.	AVG.	LG	BK
Orosz	83	3386	40.8	61	0
DOLPHINS	83	3386	40.8	61	0
OPPONENTS	87	3565	41.0	59	0

PUNT RET.	NO.	YDS.	AVG.	LG	TD
Vigorito	36	379	10.5	87t	1
Walker	5	50	10.0	17	0
G. Blackwood	2	8	4.0	6	0
Bessilleu	1	12	12.0	12	0
Kozlowski	1	9	9.0	9	0

DOLPHINS	45	458	10.2	87t	1
OPPONENTS	45	286	6.4	22	0

KICKOFF RET.	NO.	YDS.	AVG.	LG	TD
Walker	38	932	24.5	90t	1
Bessilleu	7	114	16.3	30	0
Vigorito	4	84	12.0	25	0
Kozlowski	1	40	40.0	40	0
Giaquinto	1	22	22.0	22	0
Harris	1	20	20.0	20	0
Hill	1	20	20.0	20	0
Rose	1	5	5.0	5	0
DOLPHINS	54	1228	22.7	90t	1
OPPONENTS	61	1218	20.0	41	0

SCORING	Ru	Pa	Rt	PAT	FG	S	TP
von Schamann	0	0	0	37/38	24/31	0	109
Nathan	5	3	0	0	0	0	48
Franklin	7	1	0	0	0	0	48
Woodley	4	0	0	0	0	0	24
Vigorito	1	2	1	0	0	0	24
Cefalo	0	3	0	0	0	0	18
Moore	0	2	0	0	0	0	12
Harris	0	2	0	0	0	0	12
Hill	1	1	0	0	0	0	12
Rose	0	2	0	0	0	0	12
Giaquinto	0	1	0	0	0	0	6
Kozlowski	0	0	1	0	0	0	6

Lee	0	1	0	0	0	0	6
Walker	0	0	1	0	0	0	6
Gordon	0	0	0	0	0	1	2

DOLPHINS	18	18	337/39	24/31	1	345
OPPONENTS	10	23	033/33	14/21	0	275

FIELD GOALS	1-19	20-29	30-39	40-49	50+
-------------	------	-------	-------	-------	-----

von Schamann ..	0/0	9/9	11/12	4/10	0/0
-----------------	-----	-----	-------	------	-----

DOLPHINS	0/0	9/9	11/12	4/10	0/0
OPPONENTS	0/0	4/6	5/5	5/8	0/2

SACKS

Baumhower 9.0, Bokamper 7.5, Duhe 7.5, Rhone 6.0, Betteres 5.0, Gordon 1.0, Den Herder 1.0, G. Blackwood 1.0.

DOLPHINS 38.0, OPPONENTS 30.0

STARTERS

OFFENSE

WR - Duriel Harris (10), Jimmy Cefalo (6)
 LT - Jon Giesler (16)
 LG - Bob Kuechenberg (9), Jeff Toews (7)
 C - Mark Dennard (11), Dwight Stephenson (5)
 RG - Ed Newman (16)
 RT - Eric Laakso (16)
 TE - Ronnie Lee (16)
 WR - Nat Moore (11)
 QB - David Woodley (15), Don Strock (1)
 RB - Tony Nathan (11), Eddie Hill (2), Steve Howell (1), Tommy Vigorito (1)
 FB - *Andra Franklin (11), Woody Bennett (3), Steve Howell (1), Eddie Hill (1)
 2nd TE - Bruce Hardy (6)

DEFENSE

LDE - Doug Betteres (15), Vern Den Herder (1)
 NT - Bob Baumhower (16)
 RDE - Vern Den Herder (13), Bill Barnett (2), Kim Bokamper (1)
 LOLB - Bob Brudzinski (16)
 LILB - A.J. Duhe (16)
 RILB - Earnie Rhone (16)
 ROLB - Larry Gordon (16)
 LCB - Don McNeal (12), *Fulton Taylor (2), Ed Taylor (2)
 RCB - Gerald Small (16)
 SS - Glenn Blackwood (16)
 FS - Lyle Blackwood (10), Don Bessilleu (6)

* Indicates Rookie

PASSING	ATT.	COMP.	YDS.	PCT.	TD	INT.	LG	SCK/LST	RATING
Woodley	366	191	2470	52.2	12	13	69t	24/191	69.8
Strock	130	79	901	60.1	6	8	52	6/45	71.1
Hill	1	1	14	100.0	0	0	14	0/0	118.8
Nathan	1	0	0	0.0	0	0	0	0.0	39.6
DOLPHINS	498	271	3385	54.4	18	21	69t	30/236	70.3
OPPONENTS	509	297	3645	58.3	23	18	76t	38/314	80.2

1982 FINAL STATISTICS (7-2)

DATE	OPPONENT	SCORE	W/L	ATT.
9/12	at N.Y. Jets	45-28	W	53,360
9/19	BALTIMORE	24-20	W	51,999
9/21	at Buffalo	9-7	W	52,945
11/29	at Tampa Bay	17-23	L	54,854
12/5	MINNESOTA	22-14	W	45,721
12/12	at New England	0-3	L	25,716
12/18	N.Y. JETS	20-19	W	67,307
12/27	BUFFALO	27-10	W	73,924
1/2	at Baltimore	34-7	W	19,073

TEAM STATISTICS	MIA.	OPP.
TOTAL FIRST DOWNS	165	147
By Rushing	84	77
By Passing	66	65
By Penalty	15	5
Third Down: Made/Att.....	52/124	46/118
Fourth Down: Made/Att.....	5/8	8/10
TOTAL NET YARDS	2658	2312
Average Per Game	295.3	256.8
Total Plays	582	548
Average Per Play	4.6	4.2
NET YARDS RUSHING	1344	1285
Average Per Game	149.3	142.8
Total Rushes	333	293
NET YARDS PASSING	1314	1027
Average Per Game	146.0	114.1
Tackled/Yards Lost	12/87	29/254
Gross Yards	1401	1281
Attempts/Completions	238/129	226/119
Completion Percentage	54.2	52.7
Had Intercepted	13	19
PUNTS/AVERAGE	35/38.7	40/40.1
PENALTIES/YARDS	34/240	57/461
FUMBLES/BALL LOST	15/10	17/8
TOUCHDOWNS	22	15
By Rushing	11	7
By Passing	8	7
By Returns	3	1

Score By Quarters	1	2	3	4	OT	Total
DOLPHINS	54	43	64	37	0	198
OPPONENTS	26	58	10	37	0	131

RUSHING	NO.	YDS.	AVG.	LG	TD
Franklin	177	701	4.0	25	7
Nathan	66	233	3.5	15	1
Woodley	36	207	5.8	29	2
Vigorito	19	99	5.2	33	1
Hill	13	51	3.9	13	0
Diana	8	31	3.9	7	0
Bennett	9	15	1.7	5	0
Harris	1	13	13.0	13	0
Strock	3	-9	-3.0	0	0
DOLPHINS	333	1344	4.0	33	11
OPPONENTS	284	1285	4.5	62	7

RECEIVING	NO.	YDS.	AVG.	LG	TD
Vigorito	24	186	7.8	26	0
Harris	22	331	15.0	45	1
Cefalo	17	356	20.9	46	1
Rose	16	182	11.4	44	2
Nathan	16	114	7.1	16	0
Hardy	12	66	5.5	19	2
Moore	8	82	10.3	23	1
Hill	6	33	5.5	10	0

Franklin	3	9	3.0	6	0
Diana	2	21	10.5	13	0
Lee	2	6	3.0	5	0
Woodley	1	15	15.0	15t	1
DOLPHINS	129	1401	10.9	46	8
OPPONENTS	119	1281	10.8	53	7

INTERCEPTIONS	NO.	YDS.	AVG.	LG	TD
McNeal	4	42	10.5	23	1
Walker	3	54	18.0	30	0
G. Blackwood ..	2	42	21.0	35t	1
L. Blackwood ..	2	41	20.5	21	0
Small	2	41	20.5	21	0
Kozlowski	1	36	36.0	36	0
Gordon	1	15	15.0	15	0
Brudzinski	1	5	5.0	5	0
Rhone	1	4	4.0	4	0
Bokamper	1	1	1.0	1	0
Duhe	1	0	0.0	0	0
DOLPHINS	19	281	14.8	36	2
OPPONENTS	13	96	7.4	51	0

PUNTING	NO.	YDS.	AVG.	LG	BK
Orosz	35	1353	38.7	61	0
DOLPHINS	35	1353	38.7	61	0
OPPONENTS	40	1605	40.1	61	0

PUNT RET.	NO.	YDS.	AVG.	LG	TD
Vigorito	20	192	9.6	59t	1
G. Blackwood ..	2	2	1.0	2	0
DOLPHINS	22	194	8.8	59t	1
OPPONENTS	14	77	5.5	22	0

KICKOFF RET.	NO.	YDS.	AVG.	LG	TD
Walker	20	433	21.7	32	0
Hefflin	2	49	24.5	31	0
Diana	1	15	15.0	15	0
Kozlowski	1	10	10.0	10	0
DOLPHINS	24	507	21.3	32	0
OPPONENTS	33	704	21.3	66	0

SCORING	Ru	Pa	Rt	PAT	FG	S	TP
von Schamann ..	0	0	0	21/22	15/20	0	66
Franklin	7	0	0	0	0	0	42
Woodley	2	1	0	0	0	0	18
Hardy	0	2	0	0	0	0	12
Rose	0	2	0	0	0	0	12
Vigorito	1	0	1	0	0	0	12
G. Blackwood ..	0	0	1	0	0	0	6
Cefalo	0	1	0	0	0	0	6
Harris	0	1	0	0	0	0	6
McNeal	0	0	1	0	0	0	6
Moore	0	1	0	0	0	0	6
Nathan	1	0	0	0	0	0	6
DOLPHINS	11	8	321/22	15/20	0	198	
OPPONENTS	7	7	114/15	9/15	0	131	

FIELD GOALS	1-19	20-29	30-39	40-49	50+
von Schamann ..	0/0	8/9	4/5	3/5	0/1
DOLPHINS	0/0	8/9	4/5	3/5	0/1
OPPONENTS	0/1	2/3	3/6	3/4	1/1

SACKS
Brudzinski 4.5, Gordon 4.0, Betters 4.0, Bokamper 3.5, Duhe 3.0, Baumhower 2.0, G. Blackwood 2.0, Bowser 2.0, Rhone 2.0, L. Blackwood 1.0, Hester 1.0.

DOLPHINS 29.0, OPPONENTS 12.0

STARTERS
OFFENSE
WR - Jimmy Cefalo (9)
LT - Jon Giesler (9)
LG - Bob Kuechenberg (9)
C - Dwight Stephenson (9)
RG - Ed Newman (9)
RT - Eric Laakso (9)
TE - Ronnie Lee (5), Bruce Hardy (4)
WR - Durriel Harris (9)
QB - David Woodley (9)
RB - Tony Nathan (7), Tom Vigorito (1)
FB - Andra Franklin (9)
2nd TE - Bruce Hardy (1)

DEFENSE
LDE - Doug Betters (7), Bill Barnett (1), Kim Bokamper (1)
NT - Bob Baumhower (8)
RDE - Kim Bokamper (6), Bill Barnett (3)
LOLB - Bob Brudzinski (9)
LILB - A.J. Duhe (9)
RILB - Earnie Rhone (9)
ROLB - Larry Gordon (9)
LCB - Don McNeal (9)
RCB - Gerald Small (9)
SS - Glenn Blackwood (9)
FS - Lyle Blackwood (9)

PASSING	ATT.	COMP.	YDS.	PCT.	TD	INT.	LG	SCK/LST	RATING
Woodley	179	98	1080	54.7	5	8	46	10/72	63.5
Strock	55	30	306	54.5	2	5	43	2/5	44.8
Nathan	2	1	15	50.0	1	0	15	0/0	114.6
Hill	1	0	0	0.0	0	0	0	0/0	39.6
Jensen	1	0	0	0.0	0	0	0	0/0	39.6
DOLPHINS	238	129	1401	54.2	8	13	46	12/77	60.8
OPPONENTS	226	119	1281	52.7	7	19	53	29/243	44.9

1983 FINAL STATISTICS (12-4)

DATE	OPPONENT	SCORE	W/L	ATT.
9/4	at Buffalo	12-0	W	78,715
9/11	NEW ENGLAND	34-24	W	59,343
9/19	at L.A. Raiders	14-27	L	57,796
9/25	KANSAS CITY	14-6	W	50,785
10/2	at New Orleans	7-17	L	66,489
10/9	BUFFALO	35-38(OT)	L	59,948
10/16	at N.Y. Jets	32-14	W	58,615
10/23	at Baltimore	21-7	W	32,343
10/30	L.A. RAMS	30-14	W	72,175
11/6	at San Francisco	20-17	W	57,832
11/13	at New England	6-17	L	60,771
11/20	BALTIMORE	37-0	W	54,482
11/28	CINCINNATI	38-14	W	74,506
12/4	at Houston	24-17	W	39,434
12/10	ATLANTA	31-24	W	56,725
12/16	N.Y. JETS	34-14	W	59,975

TEAM STATISTICS	MIA.	OPP.
TOTAL FIRST DOWNS	314	288
By Rushing	132	122
By Passing	151	147
By Penalty	31	19
Third Down: Made/Att.	79/211	78/204
Fourth Down: Made/Att.	9/14	5/10
TOTAL NET YARDS	5195	5139
Average Per Game	324.7	321.2
Total Plays	1033	992
Average Per Play	5.0	5.2
NET YARDS RUSHING	2150	2037
Average Per Game	134.4	127.3
Total Rushes	568	460
NET YARDS PASSING	3045	3002
Average Per Game	190.3	187.6
Tackled/Yards Lost.	239/190	49/363
Gross Yards	3235	3365
Attempts/Completions.	442/254	480/277
Completion Percentage ..	57.5	57.7
Had Intercepted	11	26
PUNTS/AVERAGE	75/42.5	90/40.8
PENALTIES/YARDS	64/567	95/836
FUMBLES/BALL LOST	30/16	39/18
TOUCHDOWNS	48	32
By Rushing	16	11
By Passing	28	19
By Returns	4	2

Score By Quarters	1	2	3	4	OT	Total
DOLPHINS	56	135	91	107	0	389
OPPONENTS	62	68	44	73	3	250
RUSHING	NO.	YDS.	AVG.	LG	TD	
Franklin	224	746	3.3	18	8	
Nathan	151	685	4.5	40	3	
Overstreet	85	392	4.6	44	1	
Bennett	49	197	4.0	25	2	
Woodley	19	78	4.1	15	0	
Marino	28	45	1.6	15	2	
Hill	2	12	6.0	10	0	
Clayton	2	9	4.5	9	0	
Hardy	1	2	2.0	2	0	
Harris	1	0	0	0	0	
Strock	6	-16	-2.7	-2	0	
DOLPHINS	568	2150	3.8	44	16	
OPPONENTS	460	2037	4.4	55	11	

RECEIVING	NO.	YDS.	AVG.	LG	TD
Nathan	52	461	8.9	25	1
Duper	51	1003	19.7	85t	10
Moore	39	558	14.3	66t	6
Rose	29	345	11.9	37	3
Johnson	24	189	7.9	33	4
Hardy	22	202	9.2	25	0
Harris	15	260	17.3	64t	1
Overstreet	8	55	6.9	20	2
Clayton	6	114	19.0	39	1
Bennett	6	35	5.8	9	0
Vigorito	1	7	7.0	7	0
Woodley	1	6	6.0	6	0
DOLPHINS	254	3235	12.7	85t	28
OPPONENTS	277	3365	12.1	80t	19

INTERCEPTIONS	NO.	YDS.	AVG.	LG	TD
Judson	6	60	10.0	29	0
Small	5	60	12.0	28	0
L. Blackwood	4	77	19.3	45	0
G. Blackwood	3	0	0.0	0	0
Kozlowski	2	73	36.5	38t	2
Bokamper	2	43	21.5	24t	1
Rhone	1	15	15.0	15	0
Lankford	1	10	10.0	10	0
Walker	1	7	7.0	7	0
Brown	1	0	0.0	0	0
DOLPHINS	26	345	13.3	45	3
OPPONENTS	11	203	18.6	45	1

PUNTING	NO.	YDS.	AVG.	LG	BK
Roby	74	3189	43.1	64	1
DOLPHINS	75	3189	42.5	64	1
OPPONENTS	90	3674	40.8	63	1
PUNT RET.	NO.	YDS.	AVG.	LG	TD
Clayton	41	392	9.6	60t	1
Walker	8	86	10.8	23	0
Kozlowski	2	12	6.0	11	0
Vigorito	1	62	62.0	62	0
Heflin	1	19	19.0	19	0
G. Blackwood	1	10	10.0	10	0
Sowell	1	0	0.0	0	0
DOLPHINS	55	581	10.6	62	1
OPPONENTS	32	229	7.2	24	0

KICKOFF RET.	NO.	YDS.	AVG.	LG	TD
Walker	36	962	26.7	78	0
Kozlowski	4	50	12.5	23	0
Nathan	3	15	5.0	12	0
Heflin	1	27	27.0	27	0
Clayton	1	25	25.0	25	0
Bennett	1	0	0.0	0	0
DOLPHINS	47	1085	23.1	78	0
OPPONENTS	54	1024	19.0	40	0

SCORING	Ru	Pa	Rt	PAT	FG	S	TP
von Schamann	0	0	0	45/48	18/27	0	99
Duper	0	10	0	0	0	0	60
Franklin	8	0	0	0	0	0	48
Moore	0	6	0	0	0	0	036
Johnson	0	4	0	0	0	0	24
Nathan	3	1	0	0	0	0	24
Rose	0	3	0	0	0	0	18
Overstreet	1	2	0	0	0	0	18

Bennett	2	0	0	0	0	0	12
Clayton	0	1	1	0	0	0	12
Marino	2	0	0	0	0	0	12
Kozlowski	0	0	2	0	0	0	12
Bokamper	0	0	1	0	0	0	6
Harris	0	1	0	0	0	0	6
Charles	0	0	0	0	0	1	2

DOLPHINS	16	28	445/48	18/27	0	389
OPPONENTS ..	11	19	231/32	9/15	0	250

FIELD GOALS	1-19	20-29	30-39	40-49	50+
von Schamann ..	2/2	6/6	5/8	3/6	2/5

DOLPHINS	2/2	6/6	5/8	3/6	2/5
OPPONENTS ..	0/0	4/5	3/5	2/5	0/0

SACKS

Bettters 16.0, Baumhower 8.0, Bowser 6.5, Duhé 5.5, Charles 3.0, Rhone 3.0, Bokamper 2.0, Brown 2.0, Brudzinski 1.0, Hester 1.0, Kozlowski 1.0.
--

DOLPHINS 49.0, OPPONENTS 23.0

STARTERS

OFFENSE

WR – Mark Duper (11), Daniel Harris (4) LT – Jon Giesler (16) LG – Bob Kuechenberg (15), Jeff Toews (1) C – Dwight Stephenson (16) RG – Ed Newman (16) RT – Eric Laakso (14), Roy Foster (1), Cleveland Green (1) TE – Dan Johnson (16) WR – Nat Moore (15) QB – *Dan Marino (9), David Woodley (5), Don Strock (2) RB – Tony Nathan (12) FB – Andra Franklin (12), Woody Bennett (2) 2nd TE – Bruce Hardy (8)

DEFENSE

LDE – Doug Bettters (16) NT – Bob Baumhower (16) DT – *Mike Charles (2) RDE – Kim Bokamper (15) LOLB – Bob Brudzinski (16) LILB – A.J. Duhé (15) RILB – Earnie Rhone (13), Rodell Thomas (2), *Mark Brown (1) ROLB – Charles Bowser (16) LCB – William Judson (16) RCB – Gerald Small (15), Paul Lankford (1) FS – Glenn Blackwood (16) SS – Lyle Blackwood (16)
--

* Indicates Rookie

PASSING	ATT.	COMP.	YDS.	PCT.	TD	INT.	LG	SCK/LST	RATING
Marino	296	173	2210	58.4	20	6	85t	10/80	96.0
Woodley	89	43	528	48.3	3	4	64t	10/80	59.6
Strock	52	34	403	65.4	4	1	47	3/30	106.5
Nathan	4	3	46	75.0	0	0	22	0/0	112.5
Clayton	1	1	48	100.0	1	0	48t	0/0	158.3
DOLPHINS	442	254	3235	57.5	28	11	85t	23/190	91.2
OPPONENTS	480	277	3365	57.7	19	26	80t	49/363	70.0

1984 FINAL STATISTICS (14-2)

DATE	OPPONENT	SCORE	W/L	ATT.
9/2	at Washington	35-17	W	52,683
9/9	NEW ENGLAND	28-7	W	66,083
9/17	at Buffalo	21-17	W	65,455
9/23	INDIANAPOLIS	44-7	W	55,415
9/30	at St. Louis	36-28	W	46,991
10/7	at Pittsburgh	31-7	W	59,103
10/14	HOUSTON	28-10	W	54,080
10/21	at New England	44-24	W	60,711
10/28	BUFFALO	38-7	W	58,824
11/4	at N.Y. Jets	31-17	W	72,655
11/11	PHILADELPHIA	24-23	W	70,227
11/18	at San Diego	28-34(OT)	L	53,041
11/26	N.Y. JETS	28-17	W	74,884
12/2	L.A. RAIDERS	34-45	L	71,222
12/9	at Indianapolis	35-17	W	60,411
12/17	DALLAS	28-21	W	74,139

TEAM STATISTICS	MIA.	OPP.
TOTAL FIRST DOWNS	387	314
By Rushing	115	130
By Passing	243	172
By Penalty	29	12
Third Down: Made/Att.....	103/200	87/218
Fourth Down: Made/Att....	6/11	17/21
TOTAL NET YARDS	6936	5420
Average Per Game	433.5	338.8
Total Plays	1070	1051
Average Per Play	6.5	5.2
NET YARDS RUSHING	1918	2155
Average Per Game	119.9	134.7
Total Rushes	483	458
NET YARDS PASSING	5018	3265
Average Per Game	313.6	204.1
Tackled/Yards Lost.	14/128	42/339
Gross Yards	5146	3604
Attempts/Completions	572/367	551/310
Completion Percentage	64.2	56.3
Had Intercepted	18	24
PUNTS/AVERAGE	51/44.7	83/41.9
PENALTIES/YARDS	67/527	93/772
FUMBLES/BALL LOST	26/10	23/12
TOUCHDOWNS	70	39
By Rushing	18	16
By Passing	49	22
By Returns	3	1

Score By Quarters	1	2	3	4	OT	Total
DOLPHINS	58	170	150	135	0	513
OPPONENTS	52	81	62	97	6	298

RUSHING	NO.	YDS.	AVG.	LG	TD
Bennett	144	606	4.2	19	7
Nathan	118	558	4.7	22	1
Carter	100	495	5.0	35	1
P. Johnson	68	159	2.3	9	9
Franklin	20	74	3.7	18	0
Clayton	3	35	11.7	30	0
Moore	1	3	3.0	3	0
Strock	2	-5	-2.5	0	0
Marino	27	-7	-0.3	10	0
DOLPHINS	484	1918	4.0	35	18
OPPONENTS	458	2155	4.7	52t	16

RECEIVING	NO.	YDS.	AVG.	LG	TD
Clayton	73	1389	19.0	65t	18

Duper	71	1306	18.4	80t	8
Nathan	61	579	9.5	24	2
Moore	43	573	13.3	37t	6
D. Johnson	34	426	12.5	42	3
Hardy	28	257	9.2	19t	5
Cefalo	18	185	10.3	25t	2
Jensen	13	139	10.7	20	2
Rose	12	195	16.3	34t	2
Carter	8	53	6.6	15	0
Bennett	6	44	7.3	20	1

DOLPHINS	367	5146	14.0	80t	49
OPPONENTS	310	3604	11.6	76t	22

INTERCEPTIONS	NO.	YDS.	AVG.	LG	TD
G. Blackwood ..	6	169	28.2	50	0
Judson	4	121	30.3	40	1
McNeal	3	41	13.7	30	1
L. Blackwood...	3	29	9.7	15	0
Lankford	3	25	8.3	22	0
B. Brown	1	53	53.0	53	0
Kozlowski	1	26	26.0	26	0
Duhe	1	7	7.0	7	0
Sowell	1	7	7.0	7	0
Brudzinski	1	0	0.0	0	0

DOLPHINS	24	478	19.9	86t	2
OPPONENTS	18	377	20.9	97t	1

PUNTING	NO.	YDS.	AVG.	LG	BK
Roby	51	2281	44.7	69	0
DOLPHINS	51	2281	44.7	69	0
OPPONENTS	83	3476	41.9	89	0

PUNT RET.	NO.	YDS.	AVG.	LG	TD
Walker	21	169	8.0	33	0
Clayton	8	79	9.9	14	0
Hefflin	6	76	12.7	37	0
Kozlowski	5	41	8.2	20	0
DOLPHINS	40	365	9.1	37	0
OPPONENTS	17	138	8.1	32	0

KICKOFF RET.	NO.	YDS.	AVG.	LG	TD
Walker	29	617	21.3	41	0
Hefflin	9	130	14.4	26	0
Kozlowski	2	23	11.5	12	0
Clayton	2	15	7.5	14	0
Hill	1	14	14.0	14	0
Duhe	1	0	0.0	0	0
DOLPHINS	44	799	18.2	41	0
OPPONENTS	66	1360	20.6	42	0

SCORING	Ru	Pa	Rt	PAT	FG	S	TP
Clayton	0	18	0	0	0	0	108
v. Schamann ...	0	0	0	66/70	9/19	0	93
P. Johnson	9	0	0	0	0	0	54
Bennett	7	1	0	0	0	0	48
Duper	0	8	0	0	0	0	48
Moore	0	6	0	0	0	0	36
Hardy	0	5	0	0	0	0	30
D. Johnson	0	3	0	0	0	0	18
Nathan	1	2	0	0	0	0	18
Cefalo	0	2	0	0	0	0	12
Jensen	0	2	0	0	0	0	12
Rose	0	2	0	0	0	0	12
Baumhower	0	0	1	0	0	0	6
Carter	1	0	0	0	0	0	6

Judson	0	0	1	0	0	0	6
McNeal	0	0	1	0	0	0	6

DOLPHINS	18	49	366/70	9/19	0	513
OPPONENTS	16	22	137/38	9/17	0	298

FIELD GOALS	1-19	20-29	30-39	40-49	50+
-------------	------	-------	-------	-------	-----

von Schamann ..	0/0	7/7	2/5	0/4	0/3
-----------------	-----	-----	-----	-----	-----

DOLPHINS	0/0	7/7	2/5	0/4	0/3
----------------	-----	-----	-----	-----	-----

OPPONENTS ..	0/0	0/1	4/4	4/9	1/3
--------------	-----	-----	-----	-----	-----

SACKS

Bettors 14.0, Bowser 9.0, Bokamper 4.0, Charles 3.0, Barnett 2.0, Baumhower 2.0, Brudzinski 2.0, Bensen 1.0, Brophy 1.0, M. Brown 1.0, Duhe 1.0, Lankford 1.0, Rhone 1.0.
DOLPHINS 42.0, OPPONENTS 14.0

STARTERS

OFFENSE

WR - Mark Duper (16)
LT - Jon Giesler (16)
LG - Roy Foster (16)
C - Dwight Stephenson (16)
RG - Ed Newman (16)
RT - Cleveland Green (12), Eric Laakso (4)
TE - Dan Johnson (16)
WR - Mark Clayton (15), Nat Moore (1)
QB - Dan Marino (16)
RB - Tony Nathan (12), Jim Jensen (2), *Joe Carter (2)
FB - Woody Bennett (9), Andra Franklin (2)
2nd TE - Bruce Hardy (5)

DEFENSE

LDE - Doug Bettors (16)
NT - Bob Baumhower (15), Bill Barnett (1)
RDE - Kim Bokamper (10), Mike Charles (6)
LOLB - Bob Brudzinski (16)
LILB - A.J. Duhe (9), *Jay Brophy (5), Earnie Rhone (2)
RILB - Mark Brown (9), Earnie Rhone (7)
ROLB - Charles Bowser (15), Rodell Thomas (1)
LCB - Don McNeal (10), Paul Lankford (6)
RCB - William Judson (16)
SS - Glenn Blackwood (16)
FS - Lyle Blackwood (16)

* Indicates Rookie

PASSING	ATT.	COMP.	YDS.	PCT.	TD	INT.	LG	SCK/LST	RATING
Marino	564	362	5084	64.2	48	17	80t	13/120	108.9
Strock	6	4	27	66.7	0	0	12	0/0	76.4
Jensen	1	1	35	100.0	1	0	35t	1/8	158.3
Clayton	1	0	0	0.0	0	0	0	0/0	39.6
DOLPHINS	572	367	5146	64.2	49	18	80t	14/128	108.5
OPPONENTS	551	310	3604	56.3	22	24	76t	42/339	71.3

1985 FINAL STATISTICS (12-4)

DATE	OPPONENT	SCORE	W/L	ATT.
9/8	at Houston	23-26	L	47,656
9/15	INDIANAPOLIS	30-13	W	53,693
9/22	KANSAS CITY	31-0	W	69,791
9/29	at Denver	30-26	W	73,614
10/6	PITTSBURGH	24-20	W	72,820
10/14	at N.Y. Jets	7-23	L	73,807
10/20	TAMPA BAY	41-38	W	62,335
10/27	at Detroit	21-31	L	75,291
11/3	at New England	13-17	L	58,811
11/10	N.Y. JETS	21-17	W	73,965
11/17	at Indianapolis	34-20	W	59,666
11/24	at Buffalo	23-14	W	50,474
12/2	CHICAGO	38-24	W	75,594
12/8	at Green Bay	34-24	W	52,671
12/16	NEW ENGLAND	30-27	W	69,489
12/22	BUFFALO	28-0	W	64,811

TEAM STATISTICS	MIA.	OPP.
TOTAL FIRST DOWNS	361	314
By Rushing	116	135
By Passing	218	160
By Penalty	27	19
Third Down: Made/Att.....	88/193	88/216
Fourth Down: Made/Att.....	8/11	8/13
TOTAL NET YARDS.....	5843	5767
Average Per Game	365.2	360.4
Total Plays.....	1039	1033
Average Per Play.....	5.6	5.6
NET YARDS RUSHING	1729	2256
Average Per Game	108.1	141.0
Total Rushes	444	509
NET YARDS PASSING.....	4114	3511
Average Per Game	257.1	219.4
Tackled/Yards Lost.....	19/164	38/278
Gross Yards	4278	3789
Attempts/Completions.....	576/343	487/257
Completion Percentage	59.5	52.8
Had Intercepted	21	23
PUNTS/AVERAGE	59/43.7	73/40.7
PENALTIES/YARDS	77/637	112/854
FUMBLES/BALL LOST	31/20	36/18
TOUCHDOWNS	52	38
By Rushing	19	15
By Passing	31	21
By Returns	2	2

Score By Quarters	1	2	3	4	OT	Total
DOLPHINS	88	136	95	109	0	428
OPPONENTS	44	96	78	102	0	320

RUSHING	NO.	YDS.	AVG.	LG	TD
Nathan	143	667	4.7	22	5
Davenport	98	370	3.8	33	11
Hampton	105	369	3.5	15	3
Bennett	54	256	4.7	17	0
Carter	14	76	5.4	19	0
N. Moore	1	11	11.0	11	0
Clayton	1	10	10.0	10	0
Strock	2	-6	-3.0	-3	0
Marino	26	-24	-0.9	2	0
DOLPHINS	444	1729	3.9	33	19
OPPONENTS	509	2256	4.4	32	15

RECEIVING	NO.	YDS.	AVG.	LG	TD
Nathan	72	651	9.0	73	1
Clayton	70	996	14.2	45	4
N. Moore	51	701	13.7	69t	7

PASSING	ATT.	COMP.	YDS.	PCT.	TD	INT.	LG	SCK/LST	RATING
Marino	567	336	4137	59.3	30	21	73	18/157	84.1
Strock	9	7	141	77.8	1	0	67t	0/0	154.7
Clayton	0	0	0	0.0	0	0	0	1/7	-
DOLPHINS	576	343	4278	59.5	31	21	73	19/164	85.6
OPPONENTS	487	257	3789	52.8	21	23	80t	38/278	73.3

Hardy	39	409	10.5	31	4
Duper	35	650	18.6	67t	3
Rose	19	306	16.1	42	4
Johnson	13	192	14.8	61t	3
Davenport	13	74	5.7	17t	2
Bennett	10	101	10.1	27	1
Hampton	8	56	7.0	15	0
Heflin	6	98	16.3	46t	1
Harris	3	24	8.0	11	0
Carter	2	4	2.0	4	0
Vigorito	1	9	9.0	9	0
Jensen	1	4	4.0	4t	1

DOLPHINS	343	4278	12.5	73	31
OPPONENTS	257	3789	14.7	80t	21

INTERCEPTIONS	NO.	YDS.	AVG.	LG	TD
G. Blackwood	6	36	6.0	17	0
Judson	4	88	22.0	61t	1
Lankford	4	10	2.5	6	0
B. Brown	2	40	20.0	26	0
Brophy	1	41	41.0	41	0
H. Green	1	28	28.0	28	0
Shipp	1	7	7.0	7	0
Bruzdzinski	1	6	6.0	6	0
M. Brown	1	5	5.0	5	0
Moyer	1	4	4.0	4	0
L. Blackwood	1	0	0.0	0	0

DOLPHINS	23	265	11.5	61t	1
OPPONENTS	21	100	4.8	40	0

PUNTING	NO.	YDS.	AVG.	LG	BK
Roby	59	2576	43.7	63	0
DOLPHINS	59	2576	43.7	63	0
OPPONENTS	73	2972	40.7	67	1

PUNT RET.	NO.	YDS.	AVG.	LG	TD
Vigorito	22	197	9.0	21	0
Kozlowski	7	65	9.3	17	0
Lockett	5	23	4.6	8	0
G. Blackwood	3	20	6.7	18	0
Clayton	2	14	7.0	11	0
DOLPHINS	39	319	8.2	21	0
OPPONENTS	27	371	13.7	70t	1

KICKOFF RET.	NO.	YDS.	AVG.	LG	TD
Hampton	45	1020	22.7	46	0
Carter	4	82	20.5	25	0
L. Blackwood	2	32	16.0	17	0
Hardy	1	11	11.0	11	0
Kozlowski	0	32	-	-	-
DOLPHINS	52	1177	22.6	46	0
OPPONENTS	63	1359	21.6	50	0

SCORING	Ru	Pa	Rt	PAT	FG	S	TP
Reveiz	0	0	0	50/52	22/27	0	116
Davenport	11	2	0	0	0	0	78
N. Moore	0	7	0	0	0	0	42
Nathan	5	1	0	0	0	0	36
Clayton	0	4	0	0	0	0	24
Rose	0	4	0	0	0	0	24
Hardy	0	4	0	0	0	0	24
Duper	0	3	0	0	0	0	18
Hampton	3	0	0	0	0	0	18
Johnson	0	3	0	0	0	0	18
Bennett	0	1	0	0	0	0	6
Bruzdzinski	0	0	1	0	0	0	6

Heflin	0	1	0	0	0	0	6
Jensen	0	1	0	0	0	0	6
Judson	0	0	1	0	0	0	6

DOLPHINS	19	31	250/52	22/27	0	428
OPPONENTS	15	21	235/38	19/28	0	320

FIELD GOALS	1-19	20-29	30-39	40-49	50+
-------------	------	-------	-------	-------	-----

Reveiz	0/0	8/9	5/5	9/10	0/3
--------------	-----	-----	-----	------	-----

DOLPHINS	0/0	8/9	5/5	9/10	0/3
----------------	-----	-----	-----	------	-----

OPPONENTS ..	2/2	5/5	7/9	4/10	1/2
--------------	-----	-----	-----	------	-----

SACKS	CHARLES	BETTERS	MOORE	GREEN	BRUDZINSKI	BOKAMPER	BOWSER	BAUMHOWER	BLACKWOOD	BROPHY	BROWN	LITTLE
DOLPHINS 38.0,												
OPPONENTS 19.0												

STARTERS

OFFENSE

WR - Mark Duper (8), Nat Moore (7), Jim Jensen (1)
--

LT - Jon Giesler (13), Ronnie Lee (1), Cleveland Green (1), *Jeff Dellenbach (1)
--

LG - Roy Foster (16)

C - Dwight Stephenson (16)

RG - Ronnie Lee (6), Steve Clark (5), Jeff Toews (5)
--

RT - Cleveland Green (10), Ronnie Lee (6)

TE - Bruce Hardy (16)

WR - Mark Clayton (16)

QB - Dan Marino (16)

RB - Tony Nathan (15), *Lorenzo Hampton (1)

FB - Woody Bennett (13), *Ron Davenport (1)

2nd TE - Dan Johnson (1), Joe Rose (1)
--

DEFENSE

LDE - Doug Betters (14), Mack Moore (2)

NT - Mike Charles (15), Bill Barnett (1)
--

RDE - Kim Bokamper (12), *George Little (3), Mike Charles (1)

LOLB - Bob Brudzinski (13), Robin Sendlene (3)
--

LILB - Jackie Shipp (10), Jay Brophy (6)
--

RILB - Mark Brown (15), Jackie Shipp (1)
--

ROLB - Hugh Green (11), Sanders Brown (3), Charles Bowser (2)

LCB - Paul Lankford (15), Robert Sowell (1)

RCB - William Judson (16)

SS - Glenn Blackwood (14), Mike Kozlowski (2)

FS - Bud Brown (16)

* Indicates Rookie

1986 FINAL STATISTICS (8-8)

DATE	OPPONENT	SCORE	W/L	ATT.
9/7	at San Diego	28-50	L	57,726
9/14	INDIANAPOLIS	30-10	W	51,848
9/21	at N.Y. Jets	45-51(OT)	L	71,025
9/28	SAN FRANCISCO	16-31	L	70,264
10/5	at New England	7-34	L	60,689
10/12	BUFFALO	27-14	W	49,467
10/19	L.A. RAIDERS	28-30	L	53,421
10/26	at Indianapolis	17-13	W	58,350
11/2	HOUSTON	28-7	W	43,804
11/10	at Cleveland	16-26	L	77,949
11/16	at Buffalo	34-24	W	76,474
11/24	N.Y. JETS	45-3	W	70,206
11/30	ATLANTA	14-20	L	53,762
12/7	at New Orleans	31-27	W	64,761
12/14	at L.A. Rams	37-31(OT)	W	62,629
12/22	NEW ENGLAND	27-34	L	74,516

TEAM STATISTICS	MIA.	OPP.
TOTAL FIRST DOWNS	351	337
By Rushing	84	144
By Passing	250	177
By Penalty	17	16
Third Down: Made/Att.....	98/191	86/209
Fourth Down: Made/Att.....	2/10	10/18
TOTAL NET YARDS.....	6324	6050
Average Per Game	395.3	378.1
Total Plays	1011	1058
Average Per Play	6.3	5.7
NET YARDS RUSHING	1545	2493
Average Per Game	96.6	155.8
Total Rushes	349	540
NET YARDS PASSING	4779	3557
Average Per Game	298.7	222.3
Tackled/Yards Lost.....	17/119	33/268
Gross Yards	4898	3825
Attempts/Completions	645/392	485/290
Completion Percentage	60.8	59.8
Had Intercepted	23	13
PUNTS/AVERAGE	56/44.2	64/41.4
PENALTIES/YARDS	72/609	82/596
FUMBLES/BALL LOST	37/14	32/14
TOUCHDOWNS	56	47
By Rushing	9	23
By Passing	46	22
By Returns	1	2

Score By Quarters	1	2	3	4	OT	Total
DOLPHINS	45	177	102	100	6	430
OPPONENTS	101	127	58	113	6	405

RUSHING	NO.	YDS.	AVG.	LG	TD
Hampton	186	830	4.5	54t	9
Davenport	75	314	4.2	35	0
Nathan	27	203	7.5	20	0
Bennett	36	162	4.5	16	0
Clayton	2	33	16.5	22	0
Carter	4	18	4.5	9	0
Ellis	3	6	2.0	2	0
Strock	1	0	0.0	0	0
Marino	12	-3	-0.3	13	0
Roby	2	-8	-4.0	0	0
Duper	1	-10	-10.0	-10	0
DOLPHINS	349	1545	4.4	54t	9
OPPONENTS	540	2493	4.6	47	23

RECEIVING	NO.	YDS.	AVG.	LG	TD
Duper	67	1313	19.6	85t	11
Hampton	61	446	7.3	19	3
Clayton	60	1150	19.2	68t	10
Hardy	54	430	8.0	18t	5
Nathan	48	457	9.5	23t	2
N. Moore	38	431	11.3	38t	7
Davenport	20	177	8.9	27	1
Johnson	19	170	8.9	20	4
Pruitt	15	235	15.7	27	2
Jensen	5	50	10.0	20t	1
Bennett	4	33	8.3	13	0
Carter	1	6	6.0	6	0
DOLPHINS	392	4898	12.5	85t	46
OPPONENTS	290	3825	13.2	65t	22

INTERCEPTIONS	NO.	YDS.	AVG.	LG	TD
Rose	2	63	31.5	36	0
McNeal	2	46	23.0	29	0
G. Blackwood	2	10	5.0	7	0
Judson	2	0	0.0	0	0
L. Blackwood	1	14	14.0	14	0
Offerdahl	1	14	14.0	14	0
B. Brown	1	3	3.0	3	0
Charles	1	2	2.0	2	0
Kozlowski	1	0	0.0	0	0
DOLPHINS	13	152	11.7	36	0
OPPONENTS	23	221	9.6	70t	1

PUNTING	NO.	YDS.	AVG.	LG	BK
Roby	56	2476	44.2	73	0
DOLPHINS	56	2476	44.2	73	0
OPPONENTS	64	2648	41.4	64	0

PUNT RET.	NO.	YDS.	AVG.	LG	TD
Ellis	24	149	6.2	17	0
Pruitt	11	150	13.6	71t	1
G. Blackwood	1	0	0.0	0	0
L. Blackwood	1	0	0.0	0	0
Clayton	1	0	0.0	0	0
Thompson	1	0	0.0	0	0
N. Moore	1	-2	-2.0	-2	0
DOLPHINS	40	297	7.4	71t	1
OPPONENTS	23	200	8.7	34	0

KICKOFF RET.	NO.	YDS.	AVG.	LG	TD
Ellis	25	541	21.6	41	0
Davenport	16	285	17.8	37	0
Hampton	9	182	20.2	25	0
Carter	9	133	14.8	22	0
Hardy	3	39	13.0	16	0
L. Lee	1	5	5.0	5	0
Johnson	1	0	0.0	0	0
Toth	1	0	0.0	0	0
DOLPHINS	65	1185	18.2	41	0
OPPONENTS	53	997	18.8	40	0

SCORING	Ru	Pa	Rt	PAT	FG	S	TP
Revez	0	0	0	52/55	14/22	0	94
Hampton	9	3	0	0	0	0	72
Duper	0	11	0	0	0	0	66
Clayton	0	10	0	0	0	0	60
N. Moore	0	7	0	0	0	0	42
Hardy	0	5	0	0	0	0	30
Johnson	0	4	0	0	0	0	24
Pruitt	0	2	1	0	0	0	18

Nathan	0	2	0	0	0	0	12
Davenport	0	1	0	0	0	0	6
Jensen	0	1	0	0	0	0	6

DOLPHINS	9	46	152/55	14/22	0	430	0
OPPONENTS	23	22	245/46	26/31	0	405	0

FIELD GOALS	1-19	20-29	30-39	40-49	50+
Revez	1/1	5/5	4/6	3/8	1/2
DOLPHINS	1/1	5/5	4/6	3/8	1/2
OPPONENTS	2/2	6/12	14/14	6/6	0/2

SACKS	1-9	10-19	20-29	30-39	40-49	50+
M. Brown 5.0, Betters 4.0, H. Green 4.0, Little 4.0, J. Foster 3.0, Brudzinski 2.0, Offerdahl 2.0, Robinson 2.0, Turner 2.0, Shipp 1.0, Baumhower 1.0, M. Moore 1.0, Smith 1.0, Sochia 1.0.						
DOLPHINS 33.0, OPPONENTS 17.0						

STARTERS
OFFENSE
WR - Mark Duper (16)
LT - Jon Giesler (7), Cleveland Green (5), Jeff Dellenbach (4)
LG - Roy Foster (16)
C - Dwight Stephenson (16)
RG - Ronnie Lee (9), Larry Lee (5), Jeff Dellenbach (2)
RT - Greg Koch (16)
TE - Bruce Hardy (16)
WR - Mark Clayton (14), Nat Moore (1)
QB - Dan Marino (16)
RB - Lorenzo Hampton (16)
FB - Woody Bennett (14), Ron Davenport (2)
2nd TE - Dan Johnson (1)

DEFENSE
LDE - *T.J. Turner (15), Doug Betters (1)
NT - Bob Baumhower (12), Mike Charles (4)
LOLB - Bob Brudzinski (16)
LILB - Jackie Shipp (14), *Larry Kolic (2)
RILB - *John Offerdahl (15), Andy Hendel (1)
ROLB - Mark Brown (11), Hugh Green (3), David Frye (2)
LCB - Paul Lankford (11), Reyna Thompson (4), Don McNeal (1)
RCB - William Judson (16)
SS - Glenn Blackwood (10), Lyle Blackwood (4), Bud Brown (1), Paul Lankford (1)
FS - Bud Brown (14), Donovan Rose (2)

* Indicates Rookie

PASSING	ATT.	COMP.	YDS.	PCT.	TD	INT.	LG	SCK/LST	RATING
Marino	623	378	4746	60.7	44	23	85t	17/119	92.5
Strock	20	14	152	70.0	2	0	21	0/0	125.4
Jensen	2	0	0	0.0	0	0	0	0/0	39.6
DOLPHINS	645	392	4898	60.8	46	23	85t	17/119	93.3
OPPONENTS	485	290	3825	59.8	22	13	65t	33/268	88.7

1987 FINAL STATISTICS (8-7)

DATE	OPPONENT	SCORE	W/L	ATT.
9/13	at New England	21-28	L	54,642
9/20	at Indianapolis	23-10	W	57,524
10/4	at Seattle	20-24	L	19,448
10/11	KANSAS CITY	42-0	W	25,867
10/18	at N.Y. Jets	31-37(OJ)	L	18,249
10/25	BUFFALO	31-34(OJ)	L	61,295
11/1	PITTSBURGH	35-24	W	52,578
11/8	at Cincinnati	20-14	W	53,840
11/15	INDIANAPOLIS	21-40	L	65,433
11/22	at Dallas	0-27	L	56,519
11/29	at Buffalo	0-27	L	68,055
12/7	N.Y. JETS	37-28	W	62,592
12/13	at Philadelphia	28-10	W	63,841
12/20	WASHINGTON	23-21	W	65,715
12/28	NEW ENGLAND	10-24	L	61,192

TEAM STATISTICS	MIA.	OPP.
TOTAL FIRST DOWNS.....	331	314
By Rushing	109	115
By Passing	197	176
By Penalty	25	23
Third Down: Made/Att.....	96/202	94/208
Fourth Down: Made/Att.....	9/18	5/13
TOTAL NET YARDS	5538	5445
Average Per Game	369.2	363.0
Total Plays	1005	1013
Average Per Play	5.5	5.4
NET YARDS RUSHING	1662	2198
Average Per Game	110.8	146.5
Total Rushes	408	498
NET YARDS PASSING	3876	3247
Average Per Game	258.4	216.5
Tackled/Yards Lost.....	13/101	21/183
Gross Yards	3977	3430
Attempts/Completions.....	584/338	494/295
Completion Percentage	57.9	59.7
Had Intercepted	20	16
PUNTS/AVERAGE	63/38.5	71/38.8
PENALTIES/YARDS	76/634	103/850
FUMBLES/BALL LOST	37/17	32/16
TOUCHDOWNS.....	47	42
By Rushing	16	18
By Passing	29	21
By Returns	2	3

Score By Quarters	1	2	3	4	OT	Total
DOLPHINS.....	90	100	89	83	0	362
OPPONENTS.....	63	105	61	97	9	335

RUSHING	NO.	YDS.	AVG.	LG	TD
Stradford	145	619	4.3	51	6
Hampton	75	289	3.9	34	1
R. Scott	47	199	4.2	24	3
Davenport	32	114	3.6	27	1
W. Bennett	25	102	4.1	18	0
Mackey	17	98	5.8	17	2
Bailey	10	55	5.5	13	0
Konecny	6	46	7.7	19	0
Tagliaferri	13	45	3.5	7	1
Isom	9	41	4.6	8	1
Nathan	4	20	5.0	8	0
Jensen	4	18	4.5	9	0
Roth	3	10	3.3	9	0
Clayton	2	8	4.0	4	0
T. Brown	3	3	1.0	3	0
Roby	1	0	0.0	0	0
Marino	12	-5	-0.4	5t	1
DOLPHINS.....	408	1662	4.1	51	16
OPPONENTS.....	498	2198	4.4	31	18

RECEIVING	NO.	YDS.	AVG.	LG	TD
Stradford	48	457	9.5	34	1
Clayton	46	776	16.9	43	7
Duper	33	597	18.1	59t	8

PASSING	ATT.	COMP.	YDS.	PCT.	TD	INT.
Marino	444	263	3245	59.2	26	13
Mackey	109	57	604	52.3	3	5
Strock	23	13	114	56.5	0	1
Stankavage	7	4	8	57.1	0	1
Stradford	1	1	6	100.0	0	0
DOLPHINS.....	584	338	3977	57.9	29	20
OPPONENTS.....	494	295	3430	59.7	21	16

Hardy	28	292	10.4	31	2
Davenport	27	249	9.2	29	1
Prutt	26	404	15.5	37	3
Jensen	26	221	8.5	20	1
Hampton	23	223	9.7	24	0
Tagliaferri	12	117	9.8	27	0
Nathan	10	77	7.7	14	0
Douglas	9	92	10.2	17	1
Samplenton	8	64	8.0	19	0
Chavis	7	108	15.4	27	0
Lewis	6	53	8.8	22	1
Konecny	6	26	4.3	10	0
Reilly	5	70	14.0	20	0
Da. Johnson	4	35	8.8	22	2
W. Bennett	4	18	4.5	6	0
Caterbone	2	46	23.0	30	0
W. Smith	2	13	6.5	8	1
R. Scott	2	7	3.5	5	0
Isom	1	11	11.0	11	0
Banks	1	10	10.0	10	1
T. Brown	1	6	6.0	6	0
Farmer	1	5	5.0	5	0

DOLPHINS.....	338	3977	11.8	59t	29
OPPONENTS.....	295	3430	11.6	55	21

INTERCEPTIONS	NO.	YDS.	AVG.	LG	TD
Lankford	3	44	14.7	44	0
Blackwood	3	17	5.7	17	0
Randle	2	16	8.0	11	0
Hooper	2	11	5.5	11	0
Judson	2	11	5.5	10	0
Hobley	2	7	3.5	7	0
Sowell	1	29	29.0	29	0
B. Brown	1	0	0.0	0	0

DOLPHINS.....	16	135	8.4	44	0
OPPONENTS.....	20	298	14.9	68	2

PUNTING	NO.	YDS.	AVG.	LG	BK
Hayes	32	1371	42.8	77	0
Roby	7	274	39.1	51	1
Gore	14	502	35.9	60	0
Strock	9	277	30.8	44	0
DOLPHINS.....	63	2424	38.5	77	1
OPPONENTS.....	71	2753	38.8	73	0

PUNT RET.	NO.	YDS.	AVG.	LG	TD
Schwedes	24	203	8.5	31	0
Caterbone	9	78	8.7	21	0
B. Brown	2	8	4.0	8	0
Blackwood	1	1	1.0	1	0
Hooper	1	0	0.0	0	0
DOLPHINS.....	37	209	7.8	31	0
OPPONENTS.....	26	141	5.4	15	0

KICKOFF RET.	NO.	YDS.	AVG.	LG	TD
Hampton	16	304	19.0	32	0
Stradford	14	258	18.4	32	0
Schwedes	9	177	19.7	34	0
Hardy	5	62	12.4	18	0
Farmer	3	56	18.7	23	0
Roth	2	49	24.5	26	0
Da. Johnson	2	13	6.5	10	0
R. Scott	1	22	22.0	22	0
Isom	1	11	11.0	11	0
Lewis	1	0	0.0	0	0
DOLPHINS.....	54	952	17.6	34	0
OPPONENTS.....	67	1222	18.2	47	0

SCORING	Ru	Pa	Rt	PAF	FG	S	TP
Revez	0	0	0	28/30	9/11	0	55
Duper	0	8	0	0	0	0	48
Clayton	0	7	0	0	0	0	42
Stradford	6	1	0	0	0	0	42
Beecher	0	0	0	12/12	3/4	0	21

Pruitt	0	3	0	0	0	0	18
R. Scott	3	0	0	0	0	0	18
Davenport	1	1	0	0	0	0	12
Hardy	0	2	0	0	0	0	12
Da. Johnson	0	2	0	0	0	0	12
Mackey	2	0	0	0	0	0	12
Banks	0	1	0	0	0	0	6
Douglas	0	1	0	0	0	0	6
Hampton	1	0	0	0	0	0	6
Hobley	0	0	1	0	0	0	6
Hooper	0	0	1	0	0	0	6
Isom	1	0	0	0	0	0	6
Jensen	0	1	0	0	0	0	6
Lewis	0	1	0	0	0	0	6
Marino	1	0	0	0	0	0	6
W. Smith	0	1	0	0	0	0	6
Tagliaferri	1	0	0	0	0	0	6
Tiffin	0	0	0	4/4	0/1	0	4

DOLPHINS	16	29	2	44/47	12/16	0	362
OPPONENTS.....	18	21	3	41/47	14/22	0	335

FIELD GOALS	1-19	20-29	30-39	40-49	50+
Revez	1/1	2/2	2/2	4/6	0/0
Beecher	1/1	0/0	1/1	1/2	0/0
Tiffin	0/0	0/0	0/0	0/1	0/0

DOLPHINS	2/2	2/2	3/3	5/9	0/0
OPPONENTS.....	0/0	7/8	4/7	2/5	1/2

SACKS	Turner	4.0	Sochia	3.5	Bosa	3.0	Readon	2.0	Lambrecht	1.5	Offerdahl	1.5	M. Brown	1.0	Bruzdzinski	1.0	Frye	1.0	Graf	1.0	S. Scott	1.0	Wimberly	0.5
-------	--------	-----	--------	-----	------	-----	--------	-----	-----------	-----	-----------	-----	----------	-----	-------------	-----	------	-----	------	-----	----------	-----	----------	-----

DOLPHINS 21.0, OPPONENTS 13.0

STARTERS
OFFENSE
WR - Mark Duper (11), *Leland Douglas (2), James Pruitt (1), Dameron Reilly (1)
LT - Jon Giesler (7), Jeff Dellenbach (3), *Scott Kehoe (3)
LG - Roy Foster (12), Jeff Wiska (3)
C - Dwight Stephenson (7), Jeff Dellenbach (3), Greg Ours (3)
RG - Tom Toth (12), Jim Gilmore (2), Louis Oubre (1)
RT - Ronnie Lee (9), Bill Bealles (3), *Mark Dennis (2), Greg Koch (1)
TE - Bruce Hardy (12), Lawrence Samplenton (3)
WR - Mark Clayton (12), Mike Caterbone (1), *Eddie Chavis (1)
QB - Dan Marino (12), Kyle Mackey (3)
RB - Lorenzo Hampton (6), *Troy Stradford (5), *Ronald Scott (2), John Tagliaferri (1)
FB - Woody Bennett (11), Ron Davenport (1), Clarence Bailey (1), Ricky Isom (1)
2nd TE - David Lewis (3)

DEFENSE
LDE - T.J. Turner (12), Derek Wimberly (3)
NT - Brian Sochia (12), *Mike Lambrecht (3)
RDE - *John Bosa (12), Charles Bennett (3)
LOLB - Bob Bruzdinski (7), *Rick Graf (5), Dennis Fowlkes (3)
LILB - Jackie Shipp (12), *Victor Morris (3)
RILB - John Offerdahl (9), Mark Brown (3), *Tim Pidgeon (3)
ROLB - Mark Brown (9), Duke Schamel (3), Bob Bruzdinski (1), David Frye (1), Hugh Green (1)
LCB - Paul Lankford (11), Robert Sowell (3), Reyna Thompson (1)
RCB - William Judson (12), Trell Hooper (2), John Swain (1)
SS - Glenn Blackwood (8), Lifford Habley (4), Demetrius Johnson (2), Tate Randle (1)
FS - Bud Brown (8), Lyle Blackwood (2), Lifford Habley (2), Trell Hooper (1), Donovan Ross (1), Paul Lankford (1)

* Indicates Rookie

1988 FINAL STATISTICS (6-10)

DATE	OPPONENT	SCORE	W/L	ATT.
9/4	at Chicago	7-34	L	63,330
9/11	at Buffalo	6-9	L	79,520
9/18	GREEN BAY	24-17	W	54,409
9/25	at Indianapolis	13-15	L	59,638
10/2	MINNESOTA	24-7	W	59,867
10/9	at L.A. Raiders	24-14	W	50,751
10/16	SAN DIEGO	31-28	W	58,972
10/23	N.Y. JETS	30-44	L	68,292
10/30	at Tampa Bay	17-14	W	67,352
11/6	at New England	10-21	L	60,840
11/14	BUFFALO	6-31	L	67,091
11/20	NEW ENGLAND	3-6	L	53,526
11/27	at N.Y. Jets	34-38	L	52,752
12/4	INDIANAPOLIS	28-31	L	45,236
12/12	CLEVELAND	38-31	W	61,884
12/18	at Pittsburgh	24-40	L	36,051

TEAM STATISTICS	MIA.	OPP.
TOTAL FIRST DOWNS	321	359
By Rushing	77	155
By Passing	218	173
By Penalty	26	31
Third Down: Made/Att....	71/184	101/207
Fourth Down: Made/Att....	7/16	6/13
TOTAL NET YARDS	5721	5781
Average Per Game	357.6	361.3
Total Plays	963	1072
Average Per Play	5.9	5.4
NET YARDS RUSHING	1205	2506
Average Per Game	75.3	156.6
Total Rushes	335	557
NET YARDS PASSING	4516	3275
Average Per Game	282.3	204.7
Tackled/Yards Lost.	7/41	24/167
Gross Yards	4557	3442
Attempts/Completions	621/363	491/298
Completion Percentage	58.5	60.7
Had Intercepted	23	16
PUNTS/AVERAGE	64/43.0	58/41.8
PENALTIES/YARDS	99/845	103/734
FUMBLES/BALL LOST	26/12	31/15
TOUCHDOWNS	41	45
By Rushing	11	22
By Passing	29	19
By Returns	1	4

Score By Quarters	1	2	3	4	OT	Total
DOLPHINS	72	97	88	62	0	319
OPPONENTS	51	159	69	101	0	380

RUSHING	NO.	YDS.	AVG.	LG	TD
Hampton	117	414	3.5	33	9
Stradford	95	335	3.5	18	2
Davenport	55	273	5.0	64	0
Bennett	31	115	3.7	12	0
Jensen	10	68	6.8	23	0
Cribbs	5	21	4.2	11	0
Clayton	1	4	4.0	4	0
Edmunds	1	-8	-8.0	-8	0
Marino	20	-17	-0.9	6	0
DOLPHINS	335	1205	3.6	64	11
OPPONENTS	557	2506	4.5	44	22

RECEIVING	NO.	YDS.	AVG.	LG	TD
Clayton	86	1129	13.1	45t	14
Jensen	58	652	11.2	31	5
Stradford	56	426	7.6	36	1

PASSING	ATT.	COMP.	YDS.	PCT.	TD	INT.	LG	SCK/LST	RATING
Marino	606	354	4434	58.4	28	23	80t	6/31	80.8
Jaworski	14	9	123	64.3	1	0	22t	1/10	116.1
Stradford	1	0	0	0.0	0	0	0	0/0	39.6
DOLPHINS	621	363	4557	58.5	29	23	80t	7/41	81.5
OPPONENTS	491	298	3442	60.7	19	16	47	24/167	81.2

Duper	39	626	16.1	56	1
Edmunds	33	575	17.4	80t	3
Davenport	30	282	9.4	27	0
Banks	23	430	18.7	55	2
Hampton	23	204	8.9	39t	3
Schwedes	6	130	21.7	42	0
Hardy	4	46	11.5	19	0
Pruitt	2	38	19.0	19	0
Bennett	2	16	8.0	12	0
Kirchen	1	3	3.0	3	0

DOLPHINS	363	4557	12.6	80t	29
OPPONENTS	298	3442	11.6	47	19

INTERCEPTIONS	NO.	YDS.	AVG.	LG	TD
Williams	4	62	15.5	23	0
Judson	4	57	14.3	52	0
M. Brown	2	13	6.5	13	0
Offerdahl	2	2	1.0	2	0
Thomas	1	48	48.0	48	0
McNeal	1	23	23.0	23	0
Graf	1	14	14.0	14	0
Lankford	1	0	0.0	0	0

DOLPHINS	16	219	13.7	52	0
OPPONENTS	23	399	17.3	78t	4

PUNTING	NO.	YDS.	AVG.	LG	BK
Roby	64	2754	43.0	64	0
DOLPHINS	64	2754	43.0	64	0
OPPONENTS	58	2427	41.8	66	1

PUNT RET.	NO.	YDS.	AVG.	LG	TD
Schwedes	24	230	9.6	36	0
Williams	3	29	9.7	14	0
DOLPHINS	27	259	9.6	36	0
OPPONENTS	35	318	9.1	31	0

KICKOFF RET.	NO.	YDS.	AVG.	LG	TD
Cribbs	41	863	21.0	44	0
Hampton	9	216	24.0	37	0
Williams	8	159	19.9	27	0
Schwedes	3	49	16.3	25	0
Davenport	2	41	20.5	21	0
Edmunds	1	20	20.0	20	0
Hardy	1	17	17.0	17	0
DOLPHINS	65	1365	21.0	44	0
OPPONENTS	53	1109	20.9	57	0

SCORING	Ru	Pa	Rt	PAT	FG	S	TP
Clayton	0	14	0	0	0	0	84
Hampton	9	3	0	0	0	0	72
Revez	0	0	0	31/32	8/12	0	55
Jensen	0	5	0	0	0	0	30
Edmunds	0	3	0	0	0	0	18
Franklin	0	0	0	6/7	4/11	0	18
Stradford	2	1	0	0	0	0	18
Banks	0	2	0	0	0	0	12
Duper	0	1	0	0	0	0	6
Hobley	0	0	1	0	0	0	6
DOLPHINS	11	29	137/41	12/23	0	319	
OPPONENTS	22	19	444/45	22/28	0	380	

FIELD GOALS	1-19	20-29	30-39	40-49	50+
Revez	0/0	4/4	3/4	1/2	0/2
Franklin	0/0	1/2	2/4	0/1	1/4
DOLPHINS	0/0	5/6	5/8	1/3	1/6
OPPONENTS	0/0	6/10	11	4/7	2/4

SACKS
Turner 5.0, Sochia 4.5, Cline 4.0, Kumerow 3.0, Green 2.5, Bosa 2.0, Graf 1.0, Lankford 1.0, M. Brown 0.5, Offerdahl 0.5.

DOLPHINS 24.0, OPPONENTS 7.0

STARTERS
OFFENSE

WR – Mark Duper (13), Fred Banks (2), Scott Schwedes (1)
 LT – Jon Giesler (9), Mark Dennis (7), LG – Roy Foster (15), Harry Galbreath (1)
 C – Jeff Dellenbach (16)
 RG – Harry Galbreath (12), Tom Toth (4)
 RT – Ronnie Lee (16)
 TE – *Ferrell Edmunds (14), Bruce Hardy (2)
 WR – Mark Clayton (16)
 QB – Dan Marino (16)
 RB – Lorenzo Hampton (10), Troy Stradford (6)
 FB – Woody Bennett (7), Ron Davenport (5), Jim Jensen (4)

DEFENSE

LDE – T.J. Turner (16)
 NT – Brian Sochia (16)
 RDE – Jackie Cline (9), John Bosa (6), Jeff Cross (1)
 LOLB – Rick Graf (16)
 LILB – Mark Brown (12), Jackie Shipp (4)
 ROLB – Hugh Green (16)
 RILB – John Offerdahl (16)
 LCB – Paul Lankford (10), Don McNeal (3), Reyna Thompson (2), *Rodney Thomas (1)
 RCB – William Judson (16)
 SS – Liffort Hobley (13), Bud Brown (3)
 FS – *Jarvis Williams (16)

* Indicates Rookie

1989 FINAL STATISTICS (8-8)

DATE	OPPONENT	SCORE	W/L	ATT.
9/10	BUFFALO	24-27	L	54,541
9/17	at New England	24-10	W	57,043
9/24	N.Y. JETS	33-40	L	65,908
10/1	at Houston	7-39	L	53,326
10/8	CLEVELAND	13-10 ^(OT)	W	58,444
10/15	at Cincinnati	20-13	W	58,184
10/22	GREEN BAY	23-20	W	56,624
10/29	at Buffalo	17-31	L	80,208
11/5	INDIANAPOLIS	19-13	W	52,680
11/12	at N.Y. Jets	31-23	W	65,923
11/19	at Dallas	17-14	W	56,044
11/26	PITTSBURGH	14-34	L	59,936
12/3	at Kansas City	21-26	L	54,610
12/10	NEW ENGLAND	31-10	W	55,918
12/17	at Indianapolis	13-42	L	55,665
12/24	KANSAS CITY	24-27	L	43,612

TEAM STATISTICS	MIA.	OPP.
TOTAL FIRST DOWNS	311	337
By Rushing	88	139
By Passing	202	180
By Penalty	21	18
Third Down: Made/Att.....	101/209	67/194
Fourth Down: Made/Att.....	7/14	8/21
TOTAL NET YARDS	5546	5696
Average Per Game	346.6	356.0
Total Plays	1011	1045
Average Per Play	5.5	5.5
NET YARDS RUSHING	1330	2153
Average Per Game	83.1	134.6
Total Rushes	400	493
NET YARDS PASSING	4216	3543
Average Per Game	263.5	221.4
Tackled/Yards Lost.....	10/86	39/268
Gross Yards	4302	3811
Attempts/Completions	601/331	513/315
Completion Percentage ..	55.1	61.4
Had Intercepted	25	15
PUNTS/AVERAGE	59/41.7	62/39.0
PENALTIES/YARDS	83/614	106/831
FUMBLES/BALL LOST	30/16	19/8
TOUCHDOWNS	39	43
By Rushing	10	19
By Passing	26	21
By Returns	3	3

Score By Quarters	1	2	3	4	OT	Total
DOLPHINS	78	96	73	81	3	331
OPPONENTS	57	128	77	117	0	379

RUSHING	NO.	YDS.	AVG.	LG	TD
Smith	200	659	3.3	25	6
Stradford	66	240	3.6	13	1
Logan	57	201	3.5	14	0
Davenport	14	56	4.0	9	1
Jensen	8	50	6.3	14	0
Hampton	17	47	2.8	9	0
Secules	4	39	9.8	17	0
T. Brown	13	26	2.0	6	0
Faola	2	10	5.0	5	0
Clayton	3	9	3.0	11	0
Roby	2	0	0.0	0	0
Marino	14	-7	-0.5	2	2
DOLPHINS	400	1330	3.3	25	10
OPPONENTS	493	2153	4.4	33	19

RECEIVING	NO.	YDS.	AVG.	LG	TD
Clayton	64	1011	15.8	78t	9
Jensen	61	557	9.1	20	6
Duper	49	717	14.6	41	1
Edmunds	32	382	11.9	30	3
Banks	30	520	17.3	61	1
Stradford	25	233	9.3	32	0
A. Brown	24	410	17.1	48t	5
T. Brown	13	117	9.0	23	0
Hampton	8	25	3.1	12	0
Schwedes	7	174	24.9	65t	1
Smith	7	81	11.6	34	0
Logan	5	34	6.8	11	0
Davenport	3	19	6.3	9	0
Kinchen	1	12	12.0	12	0
Faola	1	8	8.0	8	0
Hardy	1	2	2.0	2	0

DOLPHINS	331	4302	13.0	78t	26
OPPONENTS	315	3811	12.1	63t	21

INTERCEPTIONS	NO.	YDS.	AVG.	LG	TD
Oliver	4	32	8.0	23	0
McNeal	3	-6	-2.0	0	0
Williams	2	43	21.5	24	0
Judson	2	31	15.5	28	0
Thomas	2	4	2.0	4	0
Hobley	1	22	22.0	22	0
Lankford	1	0	0.0	0	0

DOLPHINS	15	126	8.4	28	0
OPPONENTS	25	335	13.4	48	1

PUNTING	NO.	YDS.	AVG.	LG	BK
Roby	58	2458	42.4	58	1
DOLPHINS	59	2458	41.7	58	1
OPPONENTS	62	2416	39.0	63	1

PUNT RET.	NO.	YDS.	AVG.	LG	TD
Schwedes	18	210	11.7	70t	1
Stradford	14	129	9.2	19	0
Gibson	1	-1	-1.0	-1	0
DOLPHINS	33	338	10.2	70t	1
OPPONENTS	26	256	9.8	18	0

KICKOFF RET.	NO.	YDS.	AVG.	LG	TD
Logan	24	613	25.5	97t	1
Hampton	17	303	17.8	34	0
Reaves	6	84	14.0	22	0
Schwedes	3	24	8.0	13	0
Faola	2	30	15.0	17	0
Kinchen	2	26	13.0	17	0
A. Brown	2	9	4.5	9	0
Williams	1	21	21.0	21	0
Davenport	1	19	19.0	19	0
Ahrens	1	10	10.0	10	0
Goode	1	8	8.0	8	0
Bruzdzinski	1	6	6.0	6	0
DOLPHINS	61	1153	18.9	97t	1
OPPONENTS	63	1215	19.3	40	0

SCORING	Ru	Pa	Rt	PAT	FG	S	TP
Stoyanovich.....	0	0	0	38/39	19/26	0	95
Clayton	0	9	0	0	0	0	54
Jensen	0	6	0	0	0	0	36
Smith	6	0	0	0	0	0	36
A. Brown	0	5	0	0	0	0	30
Edmunds	0	3	0	0	0	0	18

Logan	0	0	2	0	0	0	12
Marino	2	0	0	0	0	0	12
Schwedes	0	1	1	0	0	0	12
Banks	0	1	0	0	0	0	6
Davenport	1	0	0	0	0	0	6
Duper	0	1	0	0	0	0	6
Stradford	1	0	0	0	0	0	6
Team	0	0	0	0	0	0	2

DOLPHINS	10	26	338/39	19/26	1	331
OPPONENTS	19	21	342/43	25/33	2	379

FIELD GOALS	1-19	20-29	30-39	40-49	50+
Stoyanovich	1/1	8/8	5/6	4/8	1/3
DOLPHINS	1/1	8/8	5/6	4/8	1/3
OPPONENTS ..	1/1	8/10	10/12	5/9	1/3

SACKS	NO.	YDS.
Cross 10.0, Green 7.5, Sochia 5.0, Bosa 2.0, Kumerow 2.0, Offerdahl 1.5, Ahrens 1.0, Cline 1.0, Frye 1.0, Graf 1.0, Hobley 1.0, Junior 1.0, Krauss 1.0, Lankford 1.0, Thomas 1.0, Williams 1.0, TEAM 1.0.		
DOLPHINS 39.0, OPPONENTS 10.0		

STARTERS
OFFENSE
WR - Mark Duper (14), Fred Banks (2)
LT - Jeff Dellenbach (15), Louis Cheek (1)
LG - Roy Foster (16)
C - *Jeff Ulhenhake (15), Jeff Dellenbach (1)
RG - Harry Galbreath (14), Tom Toth (2)
RT - Ronnie Lee (15), Mark Dennis (1)
TE - Ferrell Edmunds (16)
WR - Mark Clayton (15), Fred Banks (1)
QB - Dan Marino (16)
RB - *Sammie Smith (12), Troy Stradford (4)
FB - Tom Brown (7), Marc Logan (4), Ron Davenport (3), Jim Jensen (1), Nuu Faola (1)

DEFENSE
LDE - T.J. Turner (11), John Bosa (3), Jackie Cline (2)
NT - Brian Sochia (16)
RDE - Jeff Cross (16)
LOLB - E.J. Junior (12), Rick Graf (4)
LILB - John Offerdahl (8), David Ahrens (8)
RILB - Barry Krauss (12), Greg Clark (4)
ROLB - Hugh Green (16)
LCB - Paul Lankford (16)
RCB - William Judson (14), Rodney Thomas (2)
SS - Jarvis Williams (16)
FS - *Louis Oliver (13), Liffort Hobley (3)

* Indicates Rookie

PASSING	ATT.	COMP.	YDS.	PCT.	TD	INT.	LG	SCK/LST	RATING
Marino	550	308	3997	56.0	24	22	78t	10/86	76.9
Secules	50	22	286	44.0	1	3	44t	0/0	44.3
Jensen	1	1	19	100.0	1	0	19t	0/0	158.3
DOLPHINS	601	331	4302	55.1	26	25	78t	10/86	74.9
OPPONENTS	513	315	3811	61.4	21	15	63t	39/268	85.7

1990 FINAL STATISTICS (12-4)

DATE	OPPONENT	SCORE	W/L	ATT.
9/9	at New England	27-24	W	45,305
9/16	BUFFALO	30-7	W	68,142
9/23	at N.Y. Giants	3-20	L	76,483
9/30	at Pittsburgh	28-6	W	54,691
10/7	N.Y. JETS	20-16	W	69,678
10/18	NEW ENGLAND	17-10	W	62,630
10/28	at Indianapolis	27-7	W	59,213
11/4	PHOENIX	23-3	W	54,924
11/11	at N.Y. Jets	17-3	W	68,362
11/19	L.A. RAIDERS	10-13	L	70,553
11/25	at Cleveland	30-13	W	70,225
12/2	at Washington	20-42	L	53,599
12/9	PHILADELPHIA	23-20(O)	W	67,034
12/16	SEATTLE	24-17	W	57,851
12/23	at Buffalo	14-24	L	80,235
12/30	INDIANAPOLIS	23-17	W	59,547

TEAM STATISTICS	MIA.	OPP.
TOTAL FIRST DOWNS	303	268
By Rushing	90	110
By Passing	190	145
By Penalty	23	13
Third Down: Made/Att....	88/206	79/207
Fourth Down: Made/Att....	10/13	7/18
TOTAL NET YARDS	5047	4547
Average Per Game	315.4	284.2
Total Plays	975	968
Average Per Play	5.2	4.7
NET YARDS RUSHING	1535	1831
Average Per Game	95.9	114.4
Total Rushes	420	461
NET YARDS PASSING	3512	2716
Average Per Game	219.5	169.8
Tackled/Yards Lost.	16/99	45/348
Gross Yards	3611	3064
Attempts/Completions ..	539/310	462/257
Completion Percentage ..	57.5	55.6
Had Intercepted	12	19
PUNTS/AVERAGE	72/42.0	75/40.0
PENALTIES/YARDS	64/486	95/759
FUMBLES/BALL LOST	33/15	23/8
TOUCHDOWNS	39	26
By Rushing	13	11
By Passing	21	14
By Returns	5	1

Score By Quarters	1	2	3	4	OT	Total
DOLPHINS	60	113	77	83	3	336
OPPONENTS	30	108	39	65	0	242

RUSHING	NO.	YDS.	AVG.	LG	TD
Smith	226	831	3.7	33	8
Logan	79	317	4.0	17	2
Stradford	37	138	3.7	15	1
Paige	32	95	3.0	11	2
Higgs	10	67	6.7	27	0
Secules	8	34	4.3	17	0
Marino	16	29	1.8	15	0
Limbrick	5	14	2.8	5	0
Martin	1	8	8.0	8	0
Jensen	4	6	1.5	2	0
Banks	1	3	3.0	3	0
Edmunds	1	-7	-7.0	-7	0
DOLPHINS	420	1535	3.7	33	13
OPPONENTS	461	1831	4.0	39	11

RECEIVING	NO.	YDS.	AVG.	LG	TD
Duper	52	810	15.6	69t	5
Jensen	44	365	8.3	18	1
Paige	35	247	7.1	17t	4
Clayton	32	406	12.7	43	3
Edmunds	31	446	14.4	35	1
Stradford	30	257	8.6	23	0
Martin	29	388	13.4	45	2
Pruitt	13	235	18.1	35t	3
Banks	13	131	10.1	23	0
Smith	11	134	12.2	53t	1
Logan	7	54	7.7	12	0
Schwedes	6	66	11.0	19	1
Limbrick	4	23	5.8	9	0
A. Brown	3	49	16.3	24	0
DOLPHINS	310	3611	11.6	69t	21
OPPONENTS	257	3064	11.9	64t	14

INTERCEPTIONS	NO.	YDS.	AVG.	LG	TD
Oliver	5	87	17.4	35	0
Williams	5	82	16.4	42t	1
McKyer	4	40	10.0	21	0
Glenn	2	31	15.5	31t	1
Offerdahl	1	28	28.0	28	0
Hobley	1	15	15.0	15	0
Kumerow	1	5	5.0	5	0
DOLPHINS	19	288	15.2	42t	2
OPPONENTS	12	184	15.3	73	0

PUNTING	NO.	YDS.	AVG.	LG	BK
Martin	72	3022	42.0	62t	0
Roby	72	3022	42.0	62	0
DOLPHINS	72	3022	42.0	62	0
OPPONENTS	75	3001	40.0	63	1

PUNT RET.	NO.	YDS.	AVG.	LG	TD
Martin	26	140	5.4	35	0
Schwedes	9	89	9.9	23	0
Stradford	3	4	1.3	4	0
Williams	1	0	0.0	0	0
DOLPHINS	39	233	6.0	35	0
OPPONENTS	40	397	9.9	36	0

KICKOFF RET.	NO.	YDS.	AVG.	LG	TD
Logan	20	367	18.4	35	0
Higgs	10	210	21.0	30	0
Stradford	3	56	18.7	21	0
Schwedes	2	52	26.0	30	0
Collins	2	30	15.0	30	0
Adams	2	16	8.0	10	0
Paige	1	18	18.0	18	0
Kinchen	1	16	16.0	16	0
Sims	1	9	9.0	9	0
Graf	1	6	6.0	6	0
DOLPHINS	43	780	18.1	35	0
OPPONENTS	53	1092	20.6	38	0

SCORING	Ru	Pa	Rt	PAT	FG	S	TP
Stoyanovich	0	0	0	37/37	21/25	0	100
Smith	8	1	0	0	0	0	54
Paige	2	4	0	0	0	0	36
Duper	0	5	0	0	0	0	30
Clayton	0	3	0	0	0	0	18
Pruitt	0	3	0	0	0	0	18
Logan	2	0	0	0	0	0	12
Martin	0	2	0	0	0	0	12

Edmunds	0	1	0	0	0	0	6
Glenn	0	0	1	0	0	0	6
Higgs	0	0	1	0	0	0	6
Jensen	0	1	0	0	0	0	6
Odum	0	0	1	0	0	0	6
Schwedes	0	1	0	0	0	0	6
Sochia	0	0	1	0	0	0	6
Stradford	1	0	0	0	0	0	6
Williams	0	0	1	0	0	0	6
Team	0	0	0	0	0	1	2

DOLPHINS	13	21	537/37	21/25	1	336
OPPONENTS	11	14	126/26	20/29	0	242

FIELD GOALS	1-19	20-29	30-39	40-49	50-59
Stoyanovich	2/2	7/8	6/7	4/5	2/3

DOLPHINS	2/2	7/8	6/7	4/5	2/3
OPPONENTS	1/1	6/6	4/9	7/8	2/5

SACKS	1-9	10-19	20-29	30-39	40-49	50-59
Cross 11.5, Junior 6.0, Griggs 5.5, Wilson 4.0, Hobley 3.0, Oglesby 2.5, Green 2.0, Williams 2.0, Lee 1.5, J.B. Brown 1.0, Glenn 1.0, Odum 1.0, Offerdahl 1.0, Oliver 1.0, Sochia 1.0, Turner 1.0.						
DOLPHINS 45.0, OPPONENTS 16.0						

STARTERS	OFFENSE
WR - Mark Duper (15), Jim Jensen (1)	
LT - *Richmond Webb (16)	
LG - *Keith Sims (13), Roy Foster (3)	
C - Jeff Ulhenhake (16)	
RG - Harry Galbreath (16)	
RT - Mark Dennis (16)	
TE - Ferrell Edmunds (16)	
WR - Mark Clayton (10), Tony Martin (5), Fred Banks (1)	
QB - Dan Marino (16)	
RB - Sammie Smith (16)	
FB - Tony Paige (13), Garrett Limbrick (2), Jim Jensen (1)	

DEFENSE
LDE - T.J. Turner (12), Brian Sochia (2), Karl Wilson (2)
NT - Shawn Lee (10), *Alfred Oglesby (6)
RDE - Jeff Cross (16)
LOLB - David Griggs (16)
LILB - John Offerdahl (16)
RILB - Cliff Odum (16)
ROLB - Hugh Green (16)
LCB - Tim McKyer (16)
RCB - J.B. Brown (16)
SS - Jarvis Williams (16)
FS - Louis Oliver (16)

* Indicates Rookie

PASSING	ATT.	COMP.	YDS.	PCT.	TD	INT.	LG	SCK/LST	RATING
Marino	531	306	3563	57.6	21	11	69t	15/90	82.6
Secules	7	3	17	42.9	0	1	8	1/9	10.7
Jensen	1	1	31	100.0	0	0	31	0/0	118.8
DOLPHINS	539	310	3611	57.5	21	12	69t	16/99	81.6
OPPONENTS	462	257	3064	55.6	14	19	64t	45/348	69.0

1991 FINAL STATISTICS (8-8)

DATE	OPPONENT	SCORE	W/L	ATT.
9/1	at Buffalo	31-35	L	80,252
9/8	INDIANAPOLIS	17-6	W	51,155
9/15	at Detroit	13-17	L	56,896
9/22	GREEN BAY	16-13	W	56,583
9/29	at N.Y. Jets	23-41	L	71,170
10/6	at New England	20-10	W	49,749
10/13	at Kansas City	7-42	L	76,021
10/20	HOUSTON	13-17	L	60,705
11/3	at Indianapolis	10-6	W	55,899
11/10	NEW ENGLAND	30-20	W	56,065
11/18	BUFFALO	27-41	L	71,062
11/24	at Chicago	16-13(OT)	W	58,288
12/1	TAMPA BAY	33-14	W	51,036
12/9	CINCINNATI	37-13	W	60,616
12/15	at San Diego	30-38	L	47,731
12/22	N.Y. JETS	20-23(OT)	L	69,636

TEAM STATISTICS	MIA.	OPP.
TOTAL FIRST DOWNS	312	327
By Rushing	91	133
By Passing	205	177
By Penalty	16	17
Third Down: Made/Att.....	84/205	103/210
Fourth Down: Made/Att.....	10/13	6/10
TOTAL NET YARDS.....	5241	5406
Average Per Game	327.6	331.7
Total Plays	970	1007
Average Per Play	5.4	5.3
NET YARDS RUSHING	1352	2301
Average Per Game	84.5	143.8
Total Rushes	379	499
NET YARDS PASSING	3889	3105
Average Per Game	243.1	194.1
Tackled/Yards Lost.....	28/188	35/248
Gross Yards	4077	3353
Attempts/Completions	563/327	485/300
Completion Percentage ..	58.1	61.9
Had Intercepted	14	12
PUNTS/AVERAGE	57/44.8	65/39.8
PENALTIES/YARDS	62/516	91/684
FUMBLES/BALL LOST	23/14	19/9
TOUCHDOWNS	35	40
By Rushing	8	17
By Passing	26	18
By Returns	1	5

Score By Quarters	1	2	3	4	OT	Total
DOLPHINS	55	119	51	115	3	343
OPPONENTS	65	100	75	106	3	349

RUSHING	NO.	YDS.	AVG.	LG	TD
Higgs.....	231	905	3.9	24	4
S. Smith.....	83	297	3.6	18	1
Craver.....	20	58	2.9	7t	1
Marino.....	27	32	1.2	11	1
Secules.....	4	30	7.5	12	1
Paige.....	10	25	2.5	6	0
Logan.....	4	5	1.3	2	0
DOLPHINS	379	1352	3.6	24	8
OPPONENTS	499	2301	4.6	63t	17

RECEIVING	NO.	YDS.	AVG.	LG	TD
Duper.....	70	1085	15.5	43t	5
Clayton.....	70	1053	15.0	43t	12
Paige.....	57	469	8.2	26	1
Martin.....	27	434	16.1	54	2
Jensen.....	21	183	8.7	19	2

PASSING	ATT.	COMP.	YDS.	PCT.	TD	INT.	LG	SCK/LST	RATING
Marino.....	549	318	3970	57.9	25	13	54	27/182	85.8
Secules.....	13	8	90	61.5	1	1	17	1/6	75.8
Jensen.....	1	1	17	100.0	0	0	17	0/0	118.8
DOLPHINS	563	327	4077	58.1	26	14	54	28/188	85.7
OPPONENTS	485	300	3353	61.9	18	12	54t	35/348	84.5

Baty.....	20	269	13.5	30	1
S. Smith.....	14	95	6.8	12	0
Edmunds.....	11	118	10.7	22	2
Higgs.....	11	80	7.3	13	0
Banks.....	9	119	13.2	25	1
Craver.....	8	67	8.4	25	0
Miller.....	4	49	12.3	15	0
Pruitt.....	2	30	15.0	24	0
Henry.....	2	17	8.5	9	0
Sims.....	1	9	9.0	9	0

DOLPHINS	327	4077	12.5	54	26
OPPONENTS	300	3353	11.2	54t	18

INTERCEPTIONS	NO.	YDS.	AVG.	LG	TD
Oliver.....	5	80	16.0	37	0
Harden.....	2	39	19.5	22	0
Lee.....	1	14	14.0	14	0
Reichenbach ..	1	2	2.0	2	0
Brown.....	1	0	0.0	0	0
J. Williams.....	1	0	0.0	0	0
Odom.....	1	0	0.0	0	0

DOLPHINS	12	135	11.3	37	0
OPPONENTS	14	217	15.5	83t	2

PUNTING	NO.	YDS.	AVG.	LG	BK
Roby.....	54	2466	45.7	64	1
Stoyanovich.....	2	85	42.5	49	0

DOLPHINS	56	2551	44.8	64	1
OPPONENTS	65	2588	39.8	61	2

PUNT RET.	NO.	YDS.	AVG.	LG	TD
Miller.....	28	248	8.9	32	0
Martin.....	1	10	10.0	10	0
Junior.....	1	0	0.0	0	0

DOLPHINS	30	258	8.6	32	0
OPPONENTS	30	332	11.1	39	0

KICKOFF RET.	NO.	YDS.	AVG.	LG	TD
Craver.....	32	615	19.2	49	0
Logan.....	12	191	15.9	31	0
Paige.....	2	31	15.5	16	0
Hill.....	1	33	33.0	33	0
Henry.....	1	13	13.0	13	0
J. Williams.....	1	7	7.0	7	0
Dellenbach.....	1	0	0.0	0	0

DOLPHINS	50	890	17.8	49	0
OPPONENTS	66	1270	19.2	39	0

SCORING	Ru	Pa	Rt	PAT	FG	S	TP
Stoyanovich.....	0	0	0	28/29	31/37	0	121
Clayton.....	0	12	0	0	0	0	72
Duper.....	0	5	0	0	0	0	30
Higgs.....	4	0	0	0	0	0	24
Edmunds.....	0	2	0	0	0	0	12
Jensen.....	0	2	0	0	0	0	12
Martin.....	0	2	0	0	0	0	12
Baumann.....	0	0	0	6/6	2/2	0	12
Banks.....	0	1	0	0	0	0	6
Baty.....	0	1	0	0	0	0	6
Craver.....	1	0	0	0	0	0	6
Klingbeil.....	0	0	1	0	0	0	6
Marino.....	1	0	0	0	0	0	6
Paige.....	0	1	0	0	0	0	6
S. Smith.....	1	0	0	0	0	0	6
Secules.....	1	0	0	0	0	0	6
DOLPHINS	8	26	134/35	33/39	0	343	
OPPONENTS	17	18	540/40	23/33	0	349	

FIELD GOALS	1-19	20-29	30-39	40-49	50+
Stoyanovich	2/2	8/8	11/12	7/10	3/5
Baumann.....	0/0	1/1	0/0	1/1	0/0

DOLPHINS	2/2	9/9	11/12	8/11	3/5
OPPONENTS ..	1/1	9/11	6/7	6/9	1/5

SACKS	1-9	10-19	20-29	30-39	40-49	50+
Cross 7.0, Griggs 5.5, Junior 5.0, Klingbeil 5.0, Turner 4.0, B. Cox 2.0, Offerdahl 1.5, Gardner 1.0, H. Green 1.0, Harden 1.0, Odom 1.0, TEAM 1.0.						

DOLPHINS 35.0, OPPONENTS 28.0

STARTERS
OFFENSE
WR - Mark Duper (16)
LT - Richmond Webb (14), Jeff Dellenbach (2)
LG - Keith Sims (12), Bert Weidner (4)
C - Jeff Uhlenhake (10), Bert Weidner (6)
RG - Harry Galbreath (16)
RT - Mark Dennis (16)
TE - Greg Baty (8), Ferrell Edmunds (8)
WR - Mark Clayton (16)
QB - Dan Marino (16)
RB - Mark Higgs (10), Sammie Smith (6)
FB - Tony Paige (16)

DEFENSE
LDE - Alfred Oglesby (8), T.J. Turner (8)
NT - Chuck Klingbeil (4), Alfred Oglesby (4), T. J. Turner (4), Brian Sochia (2), Shawn Lee (2)
RDE - Jeff Cross (16)
LOLB - David Griggs (16)
LILB - Cliff Odom (11), Mike Reichenbach (5)
RILB - Mike Reichenbach (10), John Offerdahl (6)
ROLB - *Bryan Cox (13), Hugh Green (3)
LCB - Vestee Jackson (11), Michael McGruder (5)
RCB - J.B. Brown (11), Vestee Jackson (5)
SS - Jarvis Williams (11), Bobby Harden (5)
FS - Louis Oliver (16)

* Indicates Rookie

1992 FINAL STATISTICS (11-5)

DATE	OPPONENT	SCORE	W/L	ATT.
9/14	at Cleveland	27-23	W	74,765
9/20	L.A. RAMS	26-10	W	55,945
9/27	at Seattle	19-17	W	59,374
10/4	at Buffalo	37-10	W	80,368
10/11	ATLANTA	21-17	W	68,633
10/18	NEW ENGLAND	38-17	W	61,120
10/25	INDIANAPOLIS	20-31	L	61,117
11/1	at N.Y. Jets	14-26	L	69,313
11/8	at Indianapolis	28-0	W	59,892
11/16	BUFFALO	20-26	L	70,629
11/22	HOUSTON	19-16	W	63,597
11/29	at New Orleans	13-24	L	68,591
12/6	at San Francisco	3-27	L	58,474
12/14	L.A. RAIDERS	20-7	W	67,098
12/20	N.Y. JETS	19-17	W	68,275
12/27	at New England	16-13(OT)	W	34,726

TEAM STATISTICS	MIA.	OPP.
TOTAL FIRST DOWNS	316	273
By Rushing	101	92
By Passing	194	168
By Penalty	21	13
Third Down: Made/Att....	78/201	88/217
Fourth Down: Made/Att....	8/16	7/20
TOTAL NET YARDS.....	5500	4583
Average Per Game	343.8	286.4
Total Plays	998	976
Average Per Play	5.5	4.7
NET YARDS RUSHING	1525	1600
Average Per Game	95.3	100.0
Total Rushes	407	428
NET YARDS PASSING	3975	2983
Average Per Game	248.8	186.4
Tackled/Yards Lost.	28/173	36/283
Gross Yards	4148	3266
Attempts/Completions ..	563/332	512/294
Completion Percentage ..	59.0	57.4
Had Intercepted	17	18
PUNTS/AVERAGE	61/39.7	74/40.1
PENALTIES/YARDS	86/656	89/679
FUMBLES/BALL LOST	31/17	25/14
TOUCHDOWNS	36	32
By Rushing	9	9
By Passing	24	16
By Returns	3	7

Score By Quarters	1	2	3	4	OT	Total
DOLPHINS	75	85	87	90	3	340
OPPONENTS	49	80	71	81	0	281

RUSHING	NO.	YDS.	AVG.	LG	TD
Higgs	256	915	3.6	23	7
Humphrey	102	471	4.6	21	0
Marino	20	66	3.3	12	0
Parmalee	6	38	6.3	20	0
Paige	7	11	1.6	6	1
Mitchell	8	10	1.3	8	0
Craver	3	9	3.0	8	0
Saxon	4	7	1.8	4	0
Martin	1	-2	-2.0	-2	0
DOLPHINS	407	1525	3.7	23	9
OPPONENTS	428	1600	3.7	40	9

RECEIVING	NO.	YDS.	AVG.	LG	TD
Humphrey	54	507	9.4	26	1
K. Jackson	48	594	12.4	42	5

Paige	48	399	8.3	30	1
Duper	44	762	17.3	62t	7
Clayton	43	619	14.4	44t	3
Martin	33	553	16.8	55t	2
Banks	22	319	14.5	39t	3
Higgs	16	142	8.9	21	0
Edmunds	10	91	9.1	15	1
Saxon	5	41	8.2	14	0
Clark	3	59	19.7	45	0
M. Williams	3	43	14.3	18	0
Baty	3	19	6.3	12	1

DOLPHINS	332	4148	12.5	62t	24
OPPONENTS	294	3266	11.1	60	16

INTERCEPTIONS	NO.	YDS.	AVG.	LG	TD
Oliver	5	200	40.0	103t	1
Brown	4	119	29.8	48	1
V. Jackson	3	63	21.0	30t	1
Vincent	2	47	23.5	32	0
J. Williams	2	29	14.5	25	0
Alexander	1	0	0.0	0	0
Cox	1	0	0.0	0	0

DOLPHINS	18	458	25.4	103t	3
OPPONENTS	17	446	26.2	102t	4

PUNTING	NO.	YDS.	AVG.	LG	BK
Roby	35	1443	41.2	60	0
Prokop	24	891	37.1	56	0
Stoyanovich	2	90	45.0	48	0
DOLPHINS	61	2424	39.7	60	0
OPPONENTS	74	2971	40.1	59	1

PUNT RET.	NO.	YDS.	AVG.	LG	TD
Miller	24	175	7.3	19	0
Vincent	5	16	3.2	6	0
Martin	1	0	0.0	0	0
J. Williams	1	0	0.0	0	0

DOLPHINS	31	191	6.2	19	0
OPPONENTS	33	382	11.6	84t	1

KICKOFF RET.	NO.	YDS.	AVG.	LG	TD
M. Williams	19	328	17.3	28	0
Parmalee	14	289	20.6	32	0
Craver	8	174	21.8	44	0
Paige	2	29	14.5	19	0
Humphrey	1	18	18.0	18	0

DOLPHINS	44	838	19.0	44	0
OPPONENTS	65	1380	21.2	82	0

SCORING	Ru	Pa	Rt	PAT	FG	S	TP
Stoyanovich	0	0	0	34/36	30/37	0	124
Duper	0	7	0	0	0	0	42
Higgs	7	0	0	0	0	0	42
K. Jackson	0	5	0	0	0	0	30
Banks	0	3	0	0	0	0	18
Clayton	0	3	0	0	0	0	18
Humphrey	1	1	0	0	0	0	12
Martin	0	2	0	0	0	0	12
Paige	1	1	0	0	0	0	12
Baty	0	1	0	0	0	0	6
Brown	0	0	1	0	0	0	6
Edmunds	0	1	0	0	0	0	6
V. Jackson	0	0	1	0	0	0	6
Oliver	0	0	1	0	0	0	6
DOLPHINS	9	24	334/36	30/37	0	340	
OPPONENTS	9	16	730/32	19/26	1	281	

FIELD GOALS	1-19	20-29	30-39	40-49	50-59
Stoyanovich	0/0	9/9	14/16	4/4	3/8
DOLPHINS	0/0	9/9	14/16	4/4	3/8
OPPONENTS ..	2/2	8/8	4/5	3/8	2/3

SACKS	Cox	14.0	Coleman	6.0	Cross	5.0	Griggs	3.0	Hobley	2.0	Offerdahl	1.5	Webster	1.5	Braggs	1.0	Hollier	1.0	Klingbeil	1.0
DOLPHINS 36.0, OPPONENTS 28.0																				

STARTERS	WR - Mark Duper (16)
OFFENSE	LT - Richmond Webb (16)
LG - Keith Sims (16)	
C - Jeff Uhlenhake (13), Bert Weidner (3)	
RG - Harry Galbreath (16)	
RT - Jeff Dellenbach (8), Mark Dennis (8)	
TE - Keith Jackson (11), Ferrell Edmunds (5)	
WR - Mark Clayton (13), Tony Martin (3)	
QB - Dan Marino (16)	
RB - Mark Higgs (15), Bobby Humphrey (1)	

DEFENSE	LDE - Jeff Cross (7), David Griggs (4), T. J. Turner (4), *Marco Coleman (1)
NT - Chuck Klingbeil (13), Jeff Cross (2), T.J. Turner (1)	
RDE - *Marco Coleman (7), Jeff Cross (7), Chuck Klingbeil (2)	
LOLB - David Griggs (9), *Marco Coleman (7)	
ULB - John Grimsley (11), Bryan Cox (1), Dwight Hollier (1), Mark Sander (1)	
RILB - John Offerdahl (8), Dwight Hollier (4), Bryan Cox (1), Mark Sander (1)	
ROLB - Bryan Cox (14)	
LCB - *Troy Vincent (11), Chris Green (2), J.B. Brown (1), Kerry Glenn (1), Vestee Jackson (1)	
RCB - J.B. Brown (14), Bruce Alexander (1), Vestee Jackson (1)	
SS - Jarvis Williams (10), Liffort Hobley (5), *Troy Vincent (1)	
FS - Louis Oliver (16)	
5th DB - Vestee Jackson (3), *Troy Vincent (2), J.B. Brown (1)	

* Indicates Rookie

PASSING	ATT.	COMP.	YDS.	PCT.	TD	INT.	LG	SCK/LST	RATING
Marino	554	330	4116	59.6	24	16	62t	28/173	85.1
Mitchell	8	2	32	25.0	0	1	18	0/0	4.2
Martin	1	0	0	0.0	0	0	0	0/0	39.6
DOLPHINS	563	332	4148	59.0	24	17	62t	28/173	83.6
OPPONENTS	512	294	3266	57.4	16	18	60	36/283	72.3

1993 FINAL STATISTICS (9-7)

DATE	OPPONENT	SCORE	W/L	ATT.
9/5	at Indianapolis	24-20	W	51,858
9/12	N.Y. JETS	14-24	L	70,314
9/26	at Buffalo	22-13	W	79,635
10/4	WASHINGTON	17-10	W	68,568
10/10	at Cleveland	24-14	W	78,138
10/24	INDIANAPOLIS	41-27	W	57,301
10/31	KANSAS CITY	30-10	W	67,765
11/7	at N.Y. Jets	10-27	L	71,306
11/14	at Philadelphia	19-14	W	64,213
11/21	NEW ENGLAND	17-13	W	59,982
11/25	at Dallas	16-14	W	60,198
12/5	N.Y. GIANTS	14-19	L	72,161
12/13	PITTSBURGH	20-21	L	70,232
12/19	BUFFALO	34-47	L	71,597
12/27	at San Diego	20-45	L	60,311
1/2	at New England	27-33(OT)	L	53,883

TEAM STATISTICS	MIA.	OPP.
TOTAL FIRST DOWNS	309	332
By Rushing	85	103
By Passing	207	205
By Penalty	17	24
Third Down: Made/Att.....	100/218	103/229
Fourth Down: Made/Att.....	8/17	3/10
TOTAL NET YARDS	5812	5150
Average Per Game	363.3	321.9
Total Plays.....	1030	1061
Average Per Play	5.6	4.9
NET YARDS RUSHING	1459	1665
Average Per Game	91.2	104.1
Total Rushes	419	460
NET YARDS PASSING	4353	3485
Average Per Game	272.1	217.8
Tackled/Yards Lost.....	30/211	29/197
Gross Yards	4564	3682
Attempts/Completions	581/342	572/350
Completion Percentage ..	58.9	61.2
Had Intercepted	18	13
PUNTS/AVERAGE	58/39.7	76/41.3
PENALTIES/YARDS	81/663	92/650
FUMBLES/BALL LOST	32/16	30/14
TOUCHDOWNS	40	43
By Rushing	10	12
By Passing	27	26
By Returns	3	5

Score By Quarters	1	2	3	4	OT	Total
DOLPHINS	100	76	85	88	0	349
OPPONENTS	56	126	71	92	6	351

RUSHING	NO.	YDS.	AVG.	LG	TD
Higgs.....	186	693	3.7	31	3
Kirby	119	390	3.3	20	3
Byars	64	269	4.2	77t	3
Mitchell	21	89	4.2	32	0
Parmalee	4	16	4.0	12	0
Saxon	5	13	2.6	9	0
Martin	1	6	6.0	6	0
Pederson	2	-1	-0.5	0	0
DeBerg	4	-4	-1.0	-1	0
Fryar	3	-4	-1.3	2	0
Marino	9	-4	-0.4	4t	1
McDuffie	1	-4	-4.0	-4	0
DOLPHINS	419	1459	3.5	77t	10
OPPONENTS	460	1665	3.6	65t	12

RECEIVING	NO.	YDS.	AVG.	LG	TD
Kirby	75	874	11.7	47	3
Fryar	64	1010	15.8	65t	5
Byars	61	613	10.0	27	3
Ingram	44	707	16.1	77t	6
K. Jackson	39	613	15.7	57t	6
Martin	20	347	17.4	80t	3
McDuffie	19	197	10.4	18	0
Higgs.....	10	72	7.2	15	0
Baty	5	78	15.6	32	1
Miller	2	15	7.5	8	0
Banks.....	1	26	26.0	26	0
M. Williams	1	11	11.0	11	0
Parmalee	1	1	1.0	1	0
DOLPHINS	342	4564	13.3	80t	27
OPPONENTS	350	3682	10.5	54	26

INTERCEPTIONS	NO.	YDS.	AVG.	LG	TD
Brown	5	43	8.6	29	0
Oliver	2	60	30.0	56t	1
Vincent	2	29	14.5	23	0
Green	2	0	0.0	0	0
Cox	1	26	26.0	26	0
Hobley.....	1	17	17.0	17	0
DOLPHINS	13	175	13.5	56t	1
OPPONENTS	18	329	18.3	97t	2

PUNTING	NO.	YDS.	AVG.	LG	BK
Hatcher	58	2304	39.7	56	0
DOLPHINS	58	2304	39.7	56	0
OPPONENTS	76	3135	41.3	60	1

PUNT RET.	NO.	YDS.	AVG.	LG	TD
McDuffie	28	317	11.3	72t	2
Vincent	0	9	-	9	0
DOLPHINS	28	326	11.6	72t	2
OPPONENTS	32	359	11.2	64t	1

KICKOFF RET.	NO.	YDS.	AVG.	LG	TD
McDuffie	32	755	23.6	48	0
M. Williams	8	180	22.5	39	0
Kirby	4	85	21.3	26	0
Miller	2	22	11.0	16	0
Fryar	1	10	10.0	10	0
Baty	1	7	7.0	7	0
Saxon	1	7	7.0	7	0
Vincent	0	2	-	2	0
DOLPHINS	49	1068	21.8	48	0
OPPONENTS	62	1239	20.0	40	0

SCORING	Ru	Pa	Rt	PAT	FG	S	TP
Stoyanovich.....	0	0	0	37/37	24/32	0	109
Byars	3	3	0	0	0	0	36
Ingram	0	6	0	0	0	0	36
K. Jackson	0	6	0	0	0	0	36
Kirby	3	3	0	0	0	0	36
Fryar	0	5	0	0	0	0	30
Higgs.....	3	0	0	0	0	0	18
Martin	0	3	0	0	0	0	18
McDuffie	0	0	2	0	0	0	12
Baty	0	1	0	0	0	0	6
Marino	1	0	0	0	0	0	6
Oliver	0	0	1	0	0	0	6
DOLPHINS	10	27	3	37/40	24/32	0	349
OPPONENTS	12	26	5	40/42	17/27	1	351

FIELD GOALS	1-19	20-29	30-39	40-49	50+
Stoyanovich	2/2	9/10	7/11	4/7	2/2
DOLPHINS	2/2	9/10	7/11	4/7	2/2
OPPONENTS ..	0/0	3/4	8/11	5/10	1/2

SACKS
Cross 10.5, Coleman 5.5, Cox 5.0, Hunter 3.0, Vasey 2.0, Klingbeil 1.5, Alexander 1.0, Griggs 0.5
DOLPHINS 29.0, OPPONENTS 30.0

STARTERS
OFFENSE
WR - Irving Fryar (16)
LT - Richmond Webb (16)
LG - Keith Sims (16)
C - Jeff Dellenbach (11), Jeff Uhlenhake (5)
RG - Bert Weidner (11), Jeff Dellenbach (5)
RT - Ron Heller (16)
TE - Keith Jackson (15), Greg Baty (1)
WR - Mark Ingram (16)
QB - Scott Mitchell (7), Dan Marino (5), Steve DeBerg (4)
RB - Mark Higgs (8), *Terry Kirby (8)
FB - Keith Byars (16)

DEFENSE
LDE - Jeff Cross (16)
DT - Larry Webster (9), Mike Golic (7)
NT - Chuck Klingbeil (16)
RDE - Marco Coleman (15), Jeff Hunter (1)
LLB - John Grimley (9), Dwight Hollier (3), Liffort Hobley (2)
MLB - John Offerdahl (8), Dwight Hollier (7), Cliff Odum (1)
RLB - Bryan Cox (16)
LCB - Troy Vincent (13), Darrell Malone (1), Vestee Jackson (1), Frankie Smith (1)
RCB - J.B. Brown (16)
SS - Jarvis Williams (14), Vestee Jackson (2)
FS - Louis Oliver (11), Stephen Braggs (5)
5th DB - Vestee Jackson (2)

* Indicates Rookie

PASSING	ATT.	COMP.	YDS.	PCT.	TD	INT.	LG	SCK/LST	RATING
Mitchell.....	233	133	1773	57.1	12	8	77t	7/49	84.2
DeBerg	188	113	1521	60.1	6	7	47	15/116	81.0
Marino	150	91	1218	60.7	8	3	80t	7/42	95.9
Pederson	8	4	41	50.0	0	0	12	1/4	65.1
Byars.....	2	1	11	50.0	1	0	11t	0/0	106.3
DOLPHINS	581	342	4564	58.9	27	18	80t	30/211	86.4
OPPONENTS	572	350	3682	61.2	26	13	54	29/197	85.6

1994 FINAL STATISTICS (10-6)

DATE	OPPONENT	SCORE	W/L	ATT.
9/4	NEW ENGLAND	39-35	W	71,023
9/11	at Green Bay	24-14	W	55,011
9/18	N.Y. JETS	28-14	W	68,977
9/25	at Minnesota	35-38	L	64,035
10/2	at Cincinnati	23-7	W	55,056
10/9	at Buffalo	11-21	L	79,491
10/16	L.A. RAIDERS	20-17(OT)	W	70,112
10/30	at New England	23-3	W	59,167
11/6	INDIANAPOLIS	22-21	W	71,158
11/13	CHICAGO	14-17	L	64,871
11/20	at Pittsburgh	13-16(OT)	L	59,148
11/27	at N.Y. Jets	28-24	W	75,606
12/4	BUFFALO	31-42	L	69,358
12/12	KANSAS CITY	45-28	W	71,578
12/18	at Indianapolis	6-10	L	58,867
12/25	DETROIT	27-20	W	70,980

TEAM STATISTICS	MIA.	OPP.
TOTAL FIRST DOWNS	344	305
By Rushing	109	85
By Passing	220	195
By Penalty	15	25
Third Down: Made/Att.....	101/219	76/197
Fourth Down: Made/Att....	17/25	8/22
TOTAL NET YARDS	6078	5224
Average Per Game	379.9	326.5
Total Plays	1078	1000
Average Per Play	5.6	5.2
NET YARDS RUSHING	1658	1430
Average Per Game	103.6	89.4
Total Rushes	433	394
NET YARDS PASSING	4420	3794
Average Per Game	276.3	237.1
Tackled/Yards Lost.....	18/113	29/160
Gross Yards	4533	3954
Attempts/Completions	627/392	577/334
Completion Percentage	62.5	57.9
Had Intercepted	18	23
PUNTS/AVERAGE	60/40.2	68/41.7
PENALTIES/YARDS	92/747	82/653
FUMBLES/BALL LOST	28/14	29/9
TOUCHDOWNS	45	42
By Rushing	13	14
By Passing	31	23
By Returns	1	5

Score By Quarters	1	2	3	4	OT	Total
DOLPHINS	22	135	105	124	3	389
OPPONENTS	85	52	87	100	3	327

RUSHING	NO.	YDS.	AVG.	LG	TD
Parmalee	216	868	4.0	47t	6
Spikes	70	312	4.5	40	2
Kirby	60	233	3.9	30	2
Higgs	19	68	3.6	21	0
Byars	19	64	3.4	12	2
Craver	6	43	7.2	19	0
McDuffie	5	32	6.4	12	0
Kosar	1	17	17.0	17	0
Saxon	8	16	2.0	7	0
Gary	7	11	1.6	4	0
Marino	22	-6	-0.3	10	1
DOLPHINS	433	1658	3.8	47t	13
OPPONENTS	394	1430	3.6	45t	14

RECEIVING	NO.	YDS.	AVG.	LG	TD
Fryar	73	1270	17.4	54t	7
K. Jackson	59	673	11.4	35	7

Byars	49	418	8.5	34	5
Ingram	44	506	11.5	64t	6
McDuffie	37	488	13.2	30	3
Parmalee	34	249	7.3	22	1
Saxon	27	151	5.6	25	0
Craver	24	237	9.9	28	0
M. Williams	15	221	14.7	29	0
Kirby	14	154	11.0	26	0
Miller	6	94	15.7	27	1
Spikes	4	16	4.0	9	0
R. Williams	2	26	13.0	17	0
Gary	2	19	9.5	11	0
Baty	2	11	5.5	8	1

DOLPHINS	392	4533	11.6	64t	31
OPPONENTS	334	3954	11.8	83t	23

INTERCEPTIONS	NO.	YDS.	AVG.	LG	TD
Vincent	5	113	22.6	58t	1
Brown	3	82	27.3	38	0
Atkins	3	24	8.0	18	0
Stewart	3	11	3.7	11	0
Braxton	2	3	1.5	3	0
Beavers	2	0	0.0	0	0
Hollier	1	36	36.0	36	0
Veasey	1	7	7.0	7	0
Cross	1	0	0.0	0	0
Malone	1	0	0.0	0	0
Oliver	1	0	0.0	0	0
DOLPHINS	23	276	12.0	76t	1
OPPONENTS	18	190	10.6	28t	1

PUNTING	NO.	YDS.	AVG.	LG	BK
Arnold	46	1810	39.3	53	0
Kidd	14	602	43.0	58	0
DOLPHINS	60	2412	40.2	58	0
OPPONENTS	68	2834	41.7	64	0

PUNT RET.	NO.	YDS.	AVG.	LG	TD
McDuffie	32	228	7.1	26	0
Miller	1	13	13.0	13	0
DOLPHINS	33	241	7.3	26	0
OPPONENTS	32	324	10.1	75t	1

KICKOFF RET.	NO.	YDS.	AVG.	LG	TD
McDuffie	36	767	21.3	46	0
Spikes	19	434	22.8	34	0
R. Williams	2	25	12.5	15	0
M. Williams	2	9	4.5	9	0
Parmalee	2	0	0.0	0	0
Braxton	1	34	34.0	34	0
Miller	1	13	13.0	13	0
Saxon	1	12	12.0	12	0
Baty	1	0	0.0	0	0
Ingram	1	0	0.0	0	0
DOLPHINS	66	1294	19.6	46	0
OPPONENTS	74	1549	20.9	93t	2

SCORING	Ru	Pa	Rt	PAT	FG	S	OT
Stoyanovich	0	0	0	35/3524/31	0	0	107
Fryar	0	7	0	0	0	2	46
K. Jackson	0	7	0	0	0	1	44
Parmalee	6	1	0	0	0	1	44
Byars	2	5	0	0	0	0	42
Ingram	0	6	0	0	0	0	36
McDuffie	0	3	0	0	0	0	18
Kirby	2	0	0	0	0	1	14
Spikes	2	0	0	0	0	0	12
Baty	0	1	0	0	0	0	6

Marino	1	0	0	0	0	0	6
Miller	0	1	0	0	0	0	6
Vincent	0	0	1	0	0	0	6
Craver	0	0	0	0	0	0	1

DOLPHINS	13	31	1	35/35	24/310	5389
OPPONENTS	14	23	5	40/40	11/180	1351

FIELD GOALS	1-19	20-29	30-39	40-49	50-59	60-69	70-79
Stoyanovich	1/1	8/8	6/10	8/10	1/2		
DOLPHINS	1/1	8/8	6/10	8/10	1/2		
OPPONENTS ..	3/3	1/1	3/4	4/8	0/2		

TWO-POINT CONVERSIONS	
Fryar 2, Craver 1, K. Jackson 1, Kirby 1, Parmalee 1	

DOLPHINS 6-10, OPPONENTS 1-2

SACKS	
Cross 9.5, Coleman 6.0, Bowens 3.0, Cox 3.0, Veasey 2.5, Singleton 2.0, Atkins 1.0, Smith 1.0, TEAM 1.0.	

DOLPHINS 29.0, OPPONENTS 18.0

STARTERS	
OFFENSE	

WR - Irving Fryar (16)
 LT - Richmond Webb (16)
 LG - Keith Sims (16)
 C - Jeff Dellenbach (16)
 RG - Bert Weidner (14), Chris Gray (2)
 RT - Ron Heller (16)
 TE - Keith Jackson (16)
 WR - Mark Ingram (13), O.J. McDuffie (3)
 QB - Dan Marino (16)
 RB - Bernie Parmalee (10), Terry Kirby (4), Mark Higgs (1), Irving Spikes (1)
 FB - Keith Byars (9), James Saxon (7)

DEFENSE
 LDE - Jeff Cross (10), Larry Webster (6)
 DT - *Tim Bowens (15), Craig Veasey (1)
 NT - Chuck Klingbeil (15), Larry Webster (1)
 RDE - Marco Coleman (16)
 LLB - Chris Singleton (11), *Aubrey Beavers (4), Dwight Hollier (1)
 MLB - Bryan Cox (13), Chuck Bullough (1)
 RLB - *Aubrey Beavers (10), Bryan Cox (3), Dwight Hollier (2), *Sean Hill (1)
 LCB - Troy Vincent (12), Darrell Malone (2), Muhammad Oliver (2)
 RCB - J.B. Brown (16)
 SS - Michael Stewart (16)
 FS - Gene Atkins (15), Chris Green (1)
 5th DB - Frankie Smith (2)

* Indicates Rookie

PASSING	ATT.	COMP.	YDS.	PCT.	TD	INT.	LG	SCK/LST	RATING
Marino	615	385	4453	62.6	30	17	64t	18/113	89.2
Kosar	12	7	80	58.3	1	1	22	0/0	71.5
DOLPHINS	627	392	4533	62.5	31	18	64t	18/113	88.8
OPPONENTS	577	334	3954	57.9	23	23	83t	29/160	75.6

1995 FINAL STATISTICS (9-7)

DATE	OPPONENT	SCORE	W/L	ATT.
9/3	N.Y. JETS	52-14	W	71,317
9/10	at New England	20-3	W	60,239
9/18	PITTSBURGH	23-10	W	72,874
10/1	at Cincinnati	26-23	W	52,671
10/8	INDIANAPOLIS	24-27(OT)	L	68,471
10/15	at New Orleans	30-33	L	55,628
10/22	at N.Y. Jets	16-17	L	67,228
10/29	BUFFALO	23-6	W	71,060
11/5	at San Diego	24-14	W	61,996
11/12	NEW ENGLAND	17-34	L	70,399
11/20	SAN FRANCISCO	20-44	L	73,080
11/26	at Indianapolis	28-36	L	60,414
12/3	ATLANTA	21-20	W	63,395
12/11	KANSAS CITY	13-6	W	70,321
12/17	at Buffalo	20-23	L	79,531
12/24	at St. Louis	41-22	W	63,876

TEAM STATISTICS	MIA.	OPP.
TOTAL FIRST DOWNS	345	309
By Rushing	98	93
By Passing	225	192
By Penalty	22	24
Third Down: Made/Att.....	96/209	68/199
Fourth Down: Made/Att.....	10/13	15/32
TOTAL NET YARDS.....	5716	5244
Average Per Game	357.3	327.8
Total Plays.....	1034	1000
Average Per Play.....	5.5	5.2
NET YARDS RUSHING	1506	1675
Average Per Game	94.1	104.7
Total Rushes	413	415
NET YARDS PASSING.....	4210	3569
Average Per Game	263.1	223.1
Tackled/Yards Lost.....	29/188	29/187
Gross Yards	4398	3756
Attempts/Completions.....	592/384	556/327
Completion Percentage ..	64.9	58.8
Had Intercepted	20	14
PUNTS/AVERAGE	57/42.7	59/41.0
PENALTIES/YARDS	110/907	82/739
FUMBLES/BALL LOST	24/12	30/16
TOUCHDOWNS	46	38
By Rushing	16	7
By Passing	28	30
By Returns	2	1

Score By Quarters	1	2	3	4	OT	Total
DOLPHINS	62	137	93	106	0	398
OPPONENTS	44	105	95	85	3	332

RUSHING	NO.	YDS.	AVG.	LG	TD
Parmalee	236	878	3.7	40	9
Kirby	108	414	3.8	38	4
Spikes	32	126	3.9	17t	1
Byars	15	44	2.9	15	1
Kosar	7	19	2.7	14	1
Marino	11	14	1.3	12	0
McDuffie	3	6	2.0	11	0
Wilson	1	5	5.0	5	0
DOLPHINS	413	1506	3.6	40	16
OPPONENTS	415	1675	4.0	44	7

RECEIVING	NO.	YDS.	AVG.	LG	TD
Kirby	66	618	9.4	46	3
Fryar	62	910	14.7	67t	8

PASSING	ATT.	COMP.	YDS.	PCT.	TD	INT.	LG	SKC/LST	RATING
Marino	482	309	3668	64.1	24	15	67t	22/153	90.8
Kosar	108	74	699	68.5	3	5	31t	6/28	76.1
Kirby	1	1	31	100.0	1	0	31t	0/0	158.3
McGwire	1	0	0	0.0	0	0	0	1/7	39.6
DOLPHINS	592	384	4398	64.9	28	20	67t	29/188	88.8
OPPONENTS	556	327	3756	58.8	30	14	50t	29/187	86.7

McDuffie	62	819	13.2	48	8
Byars	51	362	7.1	26	2
Green	43	499	11.6	31t	3
Parmalee	39	345	8.8	35	1
Clark	37	525	14.2	42t	2
R. Hill	12	260	21.7	58	0
Spikes	5	18	3.6	13	1
R. Williams.....	3	28	9.3	13	0
M. Williams.....	2	17	8.5	15	0
Wilson	1	3	3.0	3	0
Marino	1	-6	-6.0	-6	0

DOLPHINS	384	4398	11.5	67t	28
OPPONENTS	327	3756	11.5	50t	30

INTERCEPTIONS	NO.	YDS.	AVG.	LG	TD
Vincent	5	95	19.0	69t	1
Brown	2	20	10.0	20	0
Jackson	1	23	23.0	23	0
Cox	1	12	12.0	12	0
Beavers	1	8	8.0	8	0
Singleton	1	3	3.0	3	0
Atkins	1	0	0.0	0	0
Buckley	1	0	0.0	0	0
Stewart	1	0	0.0	0	0
DOLPHINS	14	161	11.5	69t	1
OPPONENTS	20	210	10.5	45	0

PUNTING	NO.	YDS.	AVG.	LG	BK
Kidd	57	2433	42.7	56	0
DOLPHINS	57	2433	42.7	56	0
OPPONENTS	59	2420	41.0	61	0

PUNT RET.	NO.	YDS.	AVG.	LG	TD
McDuffie	24	163	6.8	24	0
DOLPHINS	24	163	6.8	24	0
OPPONENTS	35	265	7.6	27	0

KICKOFF RET.	NO.	YDS.	AVG.	LG	TD
McDuffie	23	564	24.5	47	0
Spikes	18	378	21.0	55	0
R. Hill	12	287	23.9	33	0
R. Williams.....	2	20	10.0	12	0
S. Hill	1	38	38.0	38	0
Dar Dar	1	22	22.0	22	0
Buckley	1	16	16.0	16	0
Milner	1	13	13.0	13	0
DOLPHINS	59	1338	22.7	55	0
OPPONENTS	85	1782	21.0	62	0

SCORING	Ru	Pa	Rt	PAI	FG	S	2	TP
Stoyanovich ..	0	0	0	37/3727/34	0	0	118	0
Parmalee	9	1	0	0	0	0	0	60
McDuffie	0	8	0	0	0	0	1	50
Fryar	0	8	0	0	0	0	0	48
Kirby	4	3	0	0	0	0	0	42
Green	0	3	0	0	0	0	1	20
Byars	1	2	0	0	0	0	0	18
Clark	0	2	0	0	0	0	0	12
Spikes	1	1	0	0	0	0	0	12
Johnson	0	0	1	0	0	0	0	6
Kosar	1	0	0	0	0	0	0	6
Vincent	0	0	1	0	0	0	0	6
DOLPHINS 16	28	2	37/37	27/340	2	398		
OPPONENTS 7	30	1	31/33	23/311	1	332		

FIELD GOALS	1-19	20-29	30-39	40-49	50+
Stoyanovich	1/1	7/9	11/12	6/7	2/5

DOLPHINS	1/1	7/9	11/12	6/7	2/5
OPPONENTS ..	0/10	1/11	8/9	3/6	2/4

TWO-POINT CONVERSIONS

Green 1, McDuffie 1

DOLPHINS 2-9, OPPONENTS 1-5

SACKS

Cox 7.5, Coleman 6.5, Cross 6.0, T. Armstrong 4.5, Bowens 2.0, Emtman 1.0, Singleton 1.0, Foss 0.5

DOLPHINS 29.0, OPPONENTS 29.0

STARTERS

OFFENSE

WR – Irving Fryar (16)
 LT – Richmond Webb (16)
 LG – Keith Sims (16)
 C – Tim Ruddy (16)
 RG – Chris Gray (10), Tom McHale (4),
 *Andrew Greene (1), Bert Weidner (1)
 RT – *Billy Milner (9), Ron Heller (7)
 TE – Eric Green (14), Ronnie Williams (2)
 WR – O.J. McDuffie (16)
 QB – Dan Marino (14), Bernie Kosar (2)
 RB – Bernie Parmalee (12), Terry Kirby (4)
 FB – Keith Byars (16)

DEFENSE

LDE – Jeff Cross (16)
 DT – Tim Bowens (16)
 NT – Chuck Klingbell (15), Steve Emtman (1)
 RDE – Marco Coleman (16)
 LLB – Chris Singleton (15), Aubrey Beavers (1)
 MLB – Bryan Cox (16)
 RLB – Dwight Hollier (14)
 LCB – Troy Vincent (16)
 RCB – J.B. Brown (12), Terrell Buckley (4)
 SS – Michael Stewart (16)
 FS – Gene Atkins (11), Louis Oliver (5)
 5th DB – Calvin Jackson (1), Frankie Smith (1)

* Indicates Rookie

1996 FINAL STATISTICS (8-8)

DATE	OPPONENT	SCORE	W/L	ATT.
9/1	NEW ENGLAND	24-10	W	71,542
9/8	at Arizona	38-10	W	55,444
9/15	N.Y. JETS	36-27	W	68,137
9/23	at Indianapolis	6-10	L	60,891
10/6	SEATTLE	15-22	L	59,939
10/13	at Buffalo	21-7	W	79,642
10/20	at Philadelphia	28-35	L	66,240
10/27	DALLAS	10-29	L	75,283
11/3	at New England	23-42	L	58,942
11/10	INDIANAPOLIS	37-13	W	66,623
11/17	at Houston	23-20	W	47,358
11/25	PITTSBURGH	17-24	L	73,489
12/1	at Oakland	7-17	L	50,591
12/8	N.Y. GIANTS	7-17	L	63,889
12/16	BUFFALO	16-14	W	67,016
12/22	at N.Y. Jets	31-28	W	47,271

TEAM STATISTICS	MIA.	OPP.
TOTAL FIRST DOWNS	294	306
By Rushing	92	91
By Passing	173	191
By Penalty	29	24
Third Down: Made/Att.	89/221	65/193
Fourth Down: Made/Att.	8/19	11/24
TOTAL NET YARDS	5165	5191
Average Per Game	322.8	324.4
Total Plays	1000	987
NET YARDS RUSHING	1622	1536
Average Per Game	101.4	96.0
Total Rushes	460	411
NET YARDS PASSING	3543	3655
Average Per Game	221.4	228.4
Tackle/Yards Lost	36/240	37/233
Gross Yards	3783	3888
Attempts/Completions	504/300	539/337
Completion Percentage	59.5	62.5
Had Intercepted	11	20
PUNTS/AVERAGE	78/46.3	75/43.8
PENALTIES/YARDS	111/852	98/786
FUMBLES/BALL LOST	31/13	29/16
TOUCHDOWNS	41	41
By Rushing	14	10
By Passing	22	29
By Returns	5	2

Score By Quarters	1	2	3	4	OT	Total
DOLPHINS	57	120	84	78	0	339
OPPONENTS	72	89	71	93	0	325

RUSHING	NO.	YDS.	AVG.	LG	TD
Abdul-Jabbar	307	1116	3.6	29	11
Spikes	87	316	3.6	49	3
Parmalee	25	80	3.2	17	0
McPhail	6	28	4.7	10	0
Pritchett	7	27	3.9	16	0
Izzo	1	26	26.0	26	0
Erickson	11	16	1.5	12	0
McDuffie	2	7	3.5	7	0
Kosar	1	6	6.0	6	0
Kidd	1	3	3.0	3	0
R. Wilson	1	0	0.0	0	0
Marino	11	-3	-0.3	7	0
DOLPHINS	460	1622	3.5	49	14
OPPONENTS	411	1536	3.7	49t	10

RECEIVING	NO.	YDS.	AVG.	LG	TD
McDuffie	74	918	12.4	36	8
Barnett	36	562	15.6	66	3
Pritchett	33	354	10.7	74t	2
Drayton	26	320	12.3	51	0
Abdul-Jabbar	23	139	6.0	23	0
R. Hill	21	409	19.5	61	4
Parmalee	21	189	9.0	17	0
McPhail	20	282	14.1	52	0
L. Thomas	10	166	16.6	34	1
Miller	9	116	12.9	22	0
Spikes	8	81	10.1	19	1
Jordan	7	152	21.7	43	0
Byars	5	40	8.0	16	0
Carolan	4	48	12.0	21	1
R. Wilson	2	5	2.5	3t	1
Wainright	1	2	2.0	2t	1

DOLPHINS	300	3783	12.6	74t	22
OPPONENTS	337	3888	11.5	84t	29

INTERCEPTIONS	NO.	YDS.	AVG.	LG	TD
Buckley	6	164	27.3	91t	1
Oliver	3	110	36.7	60	0
Jackson	3	82	27.3	61t	1
Z. Thomas	3	64	21.3	27	1
Wooden	2	15	7.5	15	0
J.B. Brown	1	29	29.0	29	0
Hollier	1	11	11.0	11	0
S. Hill	1	0	0.0	0	0

DOLPHINS	20	475	23.8	91t	3
OPPONENTS	11	256	23.3	100t	1

PUNTING	NO.	YDS.	AVG.	LG	BK
Kidd	78	3611	46.3	63	0
DOLPHINS	78	3611	46.3	63	0
OPPONENTS	75	3283	43.8	80	2

PUNT RET.	NO.	YDS.	AVG.	LG	TD
McDuffie	22	212	9.6	19	0
Buckley	3	24	8.0	13	0
Miller	1	15	15.0	15	0
DOLPHINS	26	251	9.7	19	0
OPPONENTS	48	368	7.7	26	0

KICKOFF RET.	NO.	YDS.	AVG.	LG	TD
Spikes	28	681	24.3	59	0
McPhail	15	335	22.3	40	0
Dar Dar	7	132	18.9	25	0
Jordan	4	81	20.3	22	0
R. Hill	2	4	2.0	4	0
Buckley	1	48	48.0	48	0
Z. Thomas	1	17	17.0	17	0
R. Wilson	1	12	12.0	12	0
Wainright	1	10	10.0	10	0
DOLPHINS	60	1320	22.0	59	0
OPPONENTS	48	1058	22.0	54	0

SCORING	Ru	Pa	Rt	PAI	FG	S	2	TP
Nedney	0	0	0	36/3618/29	0	0	89	
Abdul-Jabbar11	0	0	0	0	0	0	0	66
McDuffie ..	0	8	0	0	0	0	0	48
R. Hill	0	4	0	0	0	0	0	24
Spikes	3	1	0	0	0	0	0	24
Barnett	0	3	0	0	0	0	0	18
Pritchett	0	2	0	0	0	0	0	12

Buckley	0	0	1	0	0	0	0	6
Carolan	0	1	0	0	0	0	0	6
S. Hill	0	0	1	0	0	0	0	6
Jackson	0	0	1	0	0	0	0	6
Miller	0	0	1	0	0	0	0	6
L. Thomas ..	0	1	0	0	0	0	0	6
Z. Thomas ..	0	0	1	0	0	0	0	6
Wainright...	0	1	0	0	0	0	0	6
R. Wilson ..	0	1	0	0	0	0	0	6
Drayton	0	0	0	0	0	0	1	2

DOLPHINS 14	22	5	35/3618/29	0	1	339
OPPONENTS10	29	2	38/3913/17	0	1	325

FIELD GOALS	1-19	20-29	30-39	40-49	50+
-------------	------	-------	-------	-------	-----

Nedney	1/1	7/7	7/11	3/8	0/2
DOLPHINS	1/1	7/7	7/11	3/8	0/2
OPPONENTS ..	1/1	5/6	5/5	2/5	0/0

TWO-POINT CONVERSIONS

Drayton 1
DOLPHINS 1-5, OPPONENTS 1-2

SACKS

Armstrong 12.0, Stubbs 9.0, Bowens 3.0, Burton 3.0, Emtman 2.0, Z. Thomas 2.0, Jackson 1.5, Bailey 1.0, Gardener 1.0, S. Hill 1.0, Hollier 1.0, Hand 0.5
--

DOLPHINS 37.0, OPPONENTS 36.0

STARTERS

OFFENSE

WR - Fred Barnett (7), Randal Hill (5), Lamar Thomas (3), Scott Miller (1)
LT - Richmond Webb (16)
LG - Keith Sims (15), *Jeff Buckley (1)
C - Tim Ruddy (16)
RG - Chris Gray (11), Everett McIver (5)
RT - James Brown (16)
TE - Troy Drayton (10), Keith Byars (4), Brett Carolan (2)
WR - O.J. McDuffie (16)
QB - Dan Marino (13), Craig Erickson (3)
RB - *Karim Abdul-Jabbar (14), *Jerris McPhail (1), Irving Spikes (1)
FB - *Stanley Pritchett (16)

DEFENSE

LDE - Trace Armstrong (9), *Shane Burton (6), Daniel Stubbs (1)
LDT - *Daryl Gardener (12), Steve Emtman (4)
RDT - Tim Bowens (16)
RDE - Daniel Stubbs (14), *Shane Burton (2)
LLB - Dwight Hollier (15)
MLB - *Zach Thomas (16)
RLB - Chris Singleton (13), *Anthony Harris (3)
LCB - Terrell Buckley (16)
RCB - Calvin Jackson (15), Sean Hill (1)
SS - Louis Oliver (12), *Shawn Wooden (4)
FS - *Shawn Wooden (7), Gene Atkins (5), Sean Hill (4)
5th DB - J.B. Brown (1)

* Indicates Rookie

PASSING	ATT.	COMP.	YDS.	PCT.	TD	INT.	LG	SCK/LST	RATING
Marino	373	221	2795	59.2	17	9	74t	18/131	87.8
Erickson	99	55	780	55.6	4	2	61	11/72	86.3
Kosar	32	24	208	75.0	1	0	20	6/34	102.1
Abdul-Jabbar	0	0	0	0.0	0	0	0	1/3	0.0
DOLPHINS	504	300	3783	59.5	22	11	74t	36/240	88.4
OPPONENTS	539	337	3888	62.5	29	20	84t	37/233	86.7

1997 FINAL STATISTICS (9-7)

DATE	OPPONENT	SCORE	W/L	ATT.
8/31	INDIANAPOLIS	16-10	W	70,813
9/7	TENNESSEE	16-13(OT)	W	64,439
9/14	at Green Bay	18-23	L	60,075
9/21	at Tampa Bay	21-31	L	73,314
10/5	KANSAS CITY	17-14	W	71,794
10/12	at N.Y. Jets	31-20	W	75,601
10/19	at Baltimore	24-13	W	64,354
10/27	CHICAGO	33-36(OT)	L	73,156
11/2	at Buffalo	6-9	L	78,011
11/9	N.Y. JETS	24-17	W	73,809
11/17	BUFFALO	30-13	W	74,155
11/23	at New England	24-27	L	59,002
11/30	at Oakland	34-16	W	50,569
12/7	DETROIT	33-30	W	72,266
12/14	at Indianapolis	0-41	L	61,282
12/22	NEW ENGLAND	12-14	L	74,379

TEAM STATISTICS	MIA.	OPP.
TOTAL FIRST DOWNS	311	299
By Rushing	87	106
By Passing	199	176
By Penalty	25	17
Third Down: Made/Att.....	82/217	92/215
Third Down Efficiency.....	37.8	42.8
Fourth Down: Made/Att.....	13/23	7/18
TOTAL NET YARDS.....	5135	5364
Average Per Game	320.9	335.3
Total Plays.....	1028	1004
NET YARDS RUSHING	1343	1813
Average Per Game	83.9	113.3
Total Rushes	430	443
NET YARDS PASSING	3792	3551
Average Per Game	237.0	221.9
Tackled/Yards Lost.....	22/153	31/231
Gross Yards	3945	3782
Attempts/Completions	576/332	530/329
Completion Percentage ..	57.6	62.1
Had Intercepted	12	10
PUNTS/AVERAGE	68/43.6	63/42.5
PENALTIES/YARDS	93/783	92/892
FUMBLES/BALL LOST	22/8	31/17
TOUCHDOWNS	37	36
By Rushing	18	9
By Passing	16	23
By Returns	3	4

Score By Quarters	1	2	3	4	OT	Total
DOLPHINS	67	103	49	117	3	339
OPPONENTS	43	135	51	95	3	327

RUSHING	NO.	YDS.	AVG.	LG	TD
Abdul-Jabbar	283	892	3.2	22	15
Spikes	63	180	2.9	14	2
McPhail	17	146	8.6	71t	1
Parmalee	18	59	3.3	12	0
Phillips	18	44	2.4	8	0
Jordan	3	12	4.0	16	0
Erickson	4	8	2.0	4	0
Pritchett	3	7	2.3	4	0
Kidd	1	4	4.0	4	0
Nealy	1	3	3.0	3	0
Potts	1	3	3.0	3	0
Marino	18	-14	-0.8	1	0
DOLPHINS	430	1343	3.1	71t	18
OPPONENTS	443	1813	4.1	43t	9

RECEIVING	NO.	YDS.	AVG.	LG	TD
McDuffie	76	943	12.4	55	1
Drayton	39	558	14.3	30t	4
McPhail	34	262	7.7	19	1
Abdul-Jabbar	29	261	9.0	36t	1
L. Thomas	28	402	14.4	26	2
Parmalee	28	301	10.8	29	1
Jordan	27	471	17.4	44t	3
Perriman	19	309	16.3	26	1
Barnett	17	166	9.8	20	1
Perry	11	45	4.1	10	1
Manning	7	85	12.1	21	0
Spikes	7	70	10.0	24	0
Pritchett	5	35	7.0	17	0
Potts	3	27	9.0	13	0
Phillips	1	6	6.0	6	0
Dotson	1	4	4.0	4	0
DOLPHINS	332	3945	11.9	55	16
OPPONENTS	329	3782	11.5	70	23

INTERCEPTIONS	NO.	YDS.	AVG.	LG	TD
Buckley	4	26	6.5	12	0
Teague	2	25	12.5	23	0
Wooden	2	10	5.0	10	0
Madison	1	21	21.0	21	0
Z. Thomas	1	10	10.0	10	0
DOLPHINS	10	92	9.2	23	0
OPPONENTS	12	307	25.6	100t	4

PUNTING	NO.	YDS.	AVG.	LG	BK
Kidd	52	2247	43.2	58	0
Richardson	11	480	43.6	54	0
Mare	5	235	47.0	53	0
DOLPHINS	68	2962	43.6	58	0
OPPONENTS	63	2679	42.5	65	0

PUNT RET.	NO.	YDS.	AVG.	LG	TD
Jordan	26	273	10.5	38	0
Buckley	4	58	14.5	26	0
McDuffie	2	4	2.0	3	0
DOLPHINS	32	335	10.5	38	0
OPPONENTS	43	323	7.5	25	0

KICKOFF RET.	NO.	YDS.	AVG.	LG	TD
Spikes	24	565	23.5	48	0
McPhail	15	314	20.9	39	0
C. Harris	11	224	20.4	34	0
Ismail	8	166	20.8	27	0
Potts	1	16	16.0	16	0
Perry	1	7	7.0	7	0
Jordan	1	6	6.0	6	0
A. Harris	1	0	0.0	0	0
Hollier	1	0	0.0	0	0
DOLPHINS	63	1298	20.6	48	0
OPPONENTS	53	1018	19.2	40	0

SCORING	Ru	Pa	Rt	PAT	FG	S	2	TP
Mare	0	0	0	33/3328/36	0	0	117	
Abdul-Jabbar	15	1	0	0/0	0/0	0	96	
Drayton	0	4	0	0/0	0/0	0	24	
Jordan	0	3	0	0/0	0/0	0	18	
McDuffie	0	1	1	0/0	0/0	0	12	
McPhail	1	1	0	0/0	0/0	0	12	
Spikes	2	0	0	0/0	0/0	0	12	
L. Thomas	0	2	0	0/0	0/0	0	12	
Barnett	0	1	0	0/0	0/0	0	6	
Bowens	0	0	1	0/0	0/0	0	6	

Buckley	0	0	1	0/0	0/0	0	0	6
Parmalee ...	1	0	0	0/0	0/0	0	0	6
Perriman ..	0	1	0	0/0	0/0	0	0	6
Perry	0	1	0	0/0	0/0	0	0	6

DOLPHINS	18	16	3	33/3328/36	0	0	0	339
OPPONENTS	9	23	4	30/3225/35	1	2	327	

FIELD GOALS	1-19	20-29	30-39	40-49	50+
-------------	------	-------	-------	-------	-----

Mare	2/2	14/15	8/10	3/6	1/3
------------	-----	-------	------	-----	-----

DOLPHINS	2/2	14/15	8/10	3/6	1/3
OPPONENTS ..	0/0	11/19	12	4/9	1/3

TWO-POINT CONVERSIONS

DOLPHINS	0-4	OPPONENTS	2-4
----------	-----	-----------	-----

SACKS

Armstrong 5.5, Bowens 5.0, Rodgers 5.0, Taylor 5.0, Burton 4.0, Wilson 2.0, Gardener 1.5, A. Harris 1.0, Stubbs 1.0, Jackson 0.5, Z. Thomas 0.5.
--

DOLPHINS	31.0	OPPONENTS	22.0
----------	------	-----------	------

STARTERS

OFFENSE

WR - O.J. McDuffie (16)
LT - Richmond Webb (16)
LG - Jeff Buckley (12), Keith Sims (4)
C - Tim Ruddy (15), John Bock (1)
RT - Everett McIver (14), John Bock (2)
RG - James Brown (16)
TE - Troy Drayton (15)
WR - Lamar Thomas (6), Fred Barnett (5), Brett Perriman (5)
QB - Dan Marino (16)
RB - Karim Abdul Jabbar (14), Jerris McPhail (1), Irving Spikes (1)
FB - Stanley Pritchett (5), Bernie Parmalee (4), Dewayne Dotson (2), Roosevelt Potts (1)
3rd WR - Charles Jordan (1)
2nd TE - Ed Perry (4)

DEFENSE

LDE - Trace Armstrong (16)
LDT - Tim Bowens (16)
RDT - Daryl Gardener (16)
RDE - * Jason Taylor (11), Shane Burton (4), Dunstan Anderson (1)
LLB - Anthony Harris (14), Dwight Hollier (2)
MLB - Zach Thomas (15), Dwight Hollier (1)
RLB - *Derrick Rodgers (14), Anthony Harris (2)
LCB - Terrell Buckley (15), Calvin Jackson (1)
RCB - Calvin Jackson (11), *Sam Madison (3), Terrell Buckley (1), Tim Jacobs (1)
SS - Shawn Wooden (15), Corey Harris (1)
FS - Corey Harris (6), George Teague (6), Calvin Jackson (4)

* Indicates Rookie

PASSING	ATT.	COMP.	YDS.	PCT.	TD	INT.	LG	SCK/LST	RATING
Marino	548	319	3780	58.2	16	11	55	20/132	80.7
Erickson	28	13	165	46.4	0	1	27	2/21	50.4
DOLPHINS	576	332	3945	57.6	16	12	55	22/153	79.2
OPPONENTS	530	329	3782	62.1	23	10	70	31/231	90.1

1998 FINAL STATISTICS (10-6)

DATE	OPPONENT	SCORE	W/L	ATT.
9/6	at Indianapolis	24-15	W	60,587
9/13	BUFFALO	13-7	W	73,097
9/20	PITTSBURGH	21-0	W	73,948
10/4	at N.Y. Jets	9-20	L	75,257
10/12	at Jacksonville	21-28	L	74,051
10/18	ST. LOUIS	14-0	W	65,418
10/25	NEW ENGLAND	12-9 (OT)	W	73,973
11/1	at Buffalo	24-30	L	79,011
11/8	INDIANAPOLIS	27-14	W	73,400
11/15	at Carolina	13-9	W	67,887
11/23	at New England	23-26	L	58,729
11/29	NEW ORLEANS	30-10	W	73,216
12/6	at Oakland	27-17	W	61,254
12/13	N.Y. JETS	16-21	L	74,369
12/21	DENVER	31-21	W	74,363
12/27	at Atlanta	16-38	L	69,754

TEAM STATISTICS	MIA.	OPP.
TOTAL FIRST DOWNS	269	257
By Rushing	73	75
By Passing	176	148
By Penalty	20	34
Third Down: Made/Att.	81/226	70/213
Third Down Efficiency	35.8	32.9
Fourth Down: Made/Att.	6/12	6/11
TOTAL NET YARDS	4930	4435
Average Per Game	308.1	277.2
Total Plays	1028	944
NET YARDS RUSHING	1535	1511
Average Per Game	95.9	94.4
Total Rushes	458	395
NET YARDS PASSING	3395	2924
Average Per Game	212.2	182.8
Tackled/Yards Lost.	24/187	45/270
Gross Yards	3582	3194
Attempts/Completions	546/316	504/252
Completion Percentage ..	57.9	50.0
Had Intercepted	16	29
PUNTS/AVERAGE	97/41.9	88/45.3
PENALTIES/YARDS	106/864	97/875
FUMBLES/BALL LOST	25/12	25/7
TOUCHDOWNS	37	28
By Rushing	10	6
By Passing	23	17
By Returns	4	5

Score By Quarters	1	2	3	4	OT	Total
DOLPHINS	54	115	61	88	3	321
OPPONENTS	51	70	44	100	0	265

RUSHING	NO.	YDS.	AVG.	LG	TD
Abdul-Jabbar	270	960	3.6	45	6
Avery	143	503	3.5	44	2
Parmalee	8	20	2.5	10	0
Pritchett	6	19	3.2	11	1
Moore	4	12	3.0	4	0
McDuffie	3	11	3.7	5	0
Lusk	1	7	7.0	7	0
Doxzon	2	6	3.0	3	0
Marino	21	-3	-0.1	10	1
DOLPHINS	458	1535	3.4	45	10
OPPONENTS	395	1511	3.8	77t	6

RECEIVING	NO.	YDS.	AVG.	LG	TD
McDuffie	90	1050	11.7	61t	7
Gadsden	48	713	14.9	50	7
L. Thomas	43	603	14.0	56t	5

PASSING	ATT.	COMP.	YDS.	PCT.	TD	INT.
Marino	537	310	3497	57.7	23	15
Huard	9	6	85	66.7	0	1
DOLPHINS	546	316	3582	57.9	23	16
OPPONENTS	504	252	3194	50.0	17	29

Drayton	30	334	11.1	35	3
Perry	25	255	10.2	46	0
Parmalee	21	221	10.5	23	0
Abdul-Jabbar	21	102	4.9	18	0
Pritchett	17	97	5.7	24	0
Avery	10	67	6.7	19t	1
Jacquet	8	122	15.3	29	0
Jordan	2	17	8.5	9	0
Moore	1	1	1.0	1	0
DOLPHINS	316	3582	11.3	61t	23
OPPONENTS	252	3194	12.7	62t	17

INTERCEPTIONS	NO.	YDS.	AVG.	LG	TD
Buckley	8	157	19.6	61	1
Madison	8	114	14.3	35	0
Walker	4	12	3.0	7	0
Z. Thomas	3	21	7.0	17t	2
Jones	2	14	7.0	14t	1
Surtain	2	1	0.5	1	0
Wilson	1	0	0.0	0	0
Gardener	1	-1	-1.0	-1	0
DOLPHINS	29	318	11.0	61	4
OPPONENTS	16	365	22.8	87	2

PUNTING	NO.	YDS.	AVG.	LG	BK
Wilmsmeyer ..	93	3949	42.5	57	1
Mare	3	115	38.3	43	0
DOLPHINS	97	4064	41.9	57	1
OPPONENTS	88	3986	45.3	73	0

PUNT RET.	NO.	YDS.	AVG.	LG	TD
Buckley	29	354	12.2	35	0
McDuffie	12	141	11.8	39	0
Jordan	5	47	9.4	24	0
DOLPHINS	46	542	11.8	39	0
OPPONENTS	43	339	7.9	40	0

KICKOFF RET.	NO.	YDS.	AVG.	LG	TD
Avery	43	1085	25.2	55	0
Marion	6	109	18.2	28	0
Jacquet	4	103	25.8	37	0
DOLPHINS	53	1297	24.5	55	0
OPPONENTS	56	1227	21.9	95t	1

SCORING	Ru	Pa	Rt	PAT	FG	S	2	TP
Mare	0	0	0	33/34	22/27	0	0	99
Gadsden ..	0	7	0	0	0	0	0	42
McDuffie ..	0	7	0	0	0	0	0	42
Abdul-Jabbar	0	0	0	0	0	0	0	36
L. Thomas	0	5	0	0	0	0	0	30
Avery	2	1	0	0	0	0	0	18
Drayton ..	0	3	0	0	0	0	0	18
Z. Thomas	0	0	2	0	0	0	0	12
Buckley ..	0	0	1	0	0	0	0	6
Jones	0	0	1	0	0	0	0	6
Marino ..	1	0	0	0	0	0	0	6
Pritchett ..	1	0	0	0	0	0	0	6
DOLPHINS	10	23	4	33/34	22/27	0	0	321
OPPONENTS	6	17	5	24/23	32/32	0	0	265

FIELD GOALS	1-19	20-29	30-39	40-49	50+
Mare	0/0	12/13	5/5	5/7	0/2
DOLPHINS	0/12	13	5/5	5/7	0/2
OPPONENTS ..	0/1	8/8	5/6	8/15	2/2

TWO-POINT CONVERSIONS
DOLPHINS 0-3, OPPONENTS 2-4

SACKS
Armstrong 10.5, Taylor 9.0, Bromell 8.0, Jones 5.0, Rodgers 2.5, Burton 2.0, Mixon 2.0, Z. Thomas 2.0, Gardener 1.0, Jackson 1.0, Madison 1.0, TEAM 1.0.
DOLPHINS 45.0, OPPONENTS 24.0

STARTERS
OFFENSE
WR – Oronde Gadsden (12), Lamar Thomas (2)
LT – Richmond Webb (9), Brent Smith (7)
LG – Mark Dixon (10), John Bock (6)
C – Tim Ruddy (16)
RG – Kevin Donnalley (14), Mike Sheldon (2)
RT – James Brown (16)
TE – Troy Drayton (15), Ed Perry (1)
WR – O.J. McDuffie (16)
QB – Dan Marino (16)
RB – Karim Abdul-Jabbar (15), Ron Moore (1)
FB – Stanley Pritchett (12)
2nd TE – Ed Perry (4), Hendrick Lusk (1), Frank Wainright (1)

DEFENSE
LDE – *Kenny Mixon (16)
LDT – Tim Bowens (16)
RDT – Daryl Gardener (16)
RDE – Jason Taylor (15), Daniel Stubbs (1)
LLB – Derrick Rodgers (16)
MLB – Zach Thomas (16)
RLB – Robert Jones (16)
LCB – Terrell Buckley (16)
RCB – Sam Madison (16)
SS – Calvin Jackson (15), Shawn Wooden (1)
FS – Brock Marion (16)

* Indicates Rookie

1999 FINAL STATISTICS (9-7)

DATE	OPPONENT	SCORE	W/L	ATT.
9/13	at Denver	38-21	W	75,623
9/19	ARIZONA	19-16	W	73,618
10/4	BUFFALO	18-23	L	74,073
10/10	at Indianapolis	34-31	W	56,810
10/17	at New England	31-30	W	60,006
10/24	PHILADELPHIA	16-13	W	73,975
10/31	at Oakland	16-9	W	61,556
11/7	TENNESSEE	17-0	W	74,109
11/14	at Buffalo	3-23	L	72,810
11/21	NEW ENGLAND	27-17	W	74,295
11/25	at Dallas	0-20	L	64,328
12/5	INDIANAPOLIS	34-37	L	74,096
12/12	at N.Y. Jets	20-28	L	78,246
12/19	SAN DIEGO	12-9	W	73,765
12/27	N.Y. JETS	31-38	L	74,230
1/2	at Washington	10-21	L	78,106

TEAM STATISTICS	MIA.	OPP.
TOTAL FIRST DOWNS	287	252
By Rushing	81	79
By Passing	188	145
By Penalty	18	28
Third Down: Made/Att.....	80/236	60/208
Third Down Efficiency.....	33.9	28.8
Fourth Down: Made/Att.....	8/14	8/16
TOTAL NET YARDS.....	4938	4404
Average Per Game	308.6	275.3
Total Plays.....	1071	936
NET YARDS RUSHING	1453	1476
Average Per Game	90.8	92.3
Total Rushes	445	413
NET YARDS PASSING.....	3485	2928
Average Per Game	217.8	183.0
Tackled/Yards Lost	37/251	39/240
Gross Yards	3736	3168
Attempts/Completions.....	589/329	484/256
Completion Percentage ..	55.9	52.9
Had Intercepted	21	18
PUNTS/AVERAGE	81/41.0	85/41.1
PENALTIES/YARDS	111/936	80/708
FUMBLES/BALL LOST	23/13	19/10
TOUCHDOWNS	30	35
By Rushing	8	6
By Passing	20	19
By Returns	2	10

Score By Quarters	1	2	3	4	OT	Total
DOLPHINS.....	50	106	58	112	0	326
OPPONENTS....	73	83	75	105	0	336

RUSHING	NO.	YDS.	AVG.	LG	TD
Johnson.....	164	558	3.4	34	4
Collins	131	414	3.2	25t	2
Pritchett	47	158	3.4	25	1
Huard	28	124	4.4	25	0
Denson	28	98	3.5	20	0
Abdul-Jabbar	28	95	3.4	12	1
Konrad	9	16	1.8	5	0
Jacquet	1	4	4.0	4	0
Zolak	2	-2	-1.0	-1	0
Marino	6	-6	-1.0	0	0
Martin	1	-6	-6.0	-6	0
DOLPHINS	445	1453	3.3	34	8
OPPONENTS	413	1476	3.6	43	6

RECEIVING	NO.	YDS.	AVG.	LG	TD
Martin	67	1037	15.5	69t	5
Gadsden	48	803	16.7	62	6
McDuffie.....	43	516	12.0	34	2
Pritchett.....	43	312	7.3	30	4
Konrad	34	251	7.4	25	1
Drayton	32	299	9.3	26	1
Green	18	234	13.0	27	0
Johnson.....	15	100	6.7	17	0
Goodwin.....	8	55	6.9	14	0
Collins	6	32	5.3	12	0
Denson	4	28	7.0	10	0
Abdul-Jabbar	4	25	6.3	14	0
Perry	3	8	2.7	5	1
McKenzie	2	18	9.0	13	0
Jacquet	1	18	18.0	18	0
Huard	1	0	0.0	0	0
DOLPHINS	329	3736	11.4	69t	20
OPPONENTS	256	3168	12.4	68t	19

INTERCEPTIONS	NO.	YDS.	AVG.	LG	TD
Madison	7	164	23.4	42	1
Buckley	3	3	1.0	18	0
Marion	2	30	15.0	28	0
Surtain	2	28	14.0	28	0
Wilson	1	13	13.0	13	0
Rodgers	1	5	5.0	5	0
Taylor	1	0	0.0	0	0
Z. Thomas	1	0	0.0	0	0
DOLPHINS	18	243	13.5	42	1
OPPONENTS	25	367	14.7	98t	7

PUNTING	NO.	YDS.	AVG.	LG	BK
Hutton	73	2978	40.8	63	0
Bartholomew..	7	308	44.0	51	0
Mare	1	36	36.0	36	0
DOLPHINS	81	3322	41.0	63	0
OPPONENTS	85	3495	41.1	57	0

PUNT RET.	NO.	YDS.	AVG.	LG	TD
Jacquet	28	351	12.5	45	0
Buckley	8	13	1.6	8	0
McDuffie	7	62	8.9	21	0
Preston	1	6	6.0	6	0
DOLPHINS	44	432	9.8	45	0
OPPONENTS	42	424	10.1	43	0

KICKOFF RET.	NO.	YDS.	AVG.	LG	TD
Marion	62	1524	24.6	93	0
Wilson	3	50	16.7	23	0
Avery	2	55	27.5	33	0
Johnson.....	2	26	13.0	19	0
Jacquet	1	26	26.0	26	0
McDuffie	1	17	17.0	17	0
Z. Thomas	1	15	15.0	15	0
DOLPHINS	72	1713	23.8	93	0
OPPONENTS	58	1282	22.1	97t	1

SCORING	Ru	Pa	Rt	PAT	FG	S	2	TP
Mare	0	0	0	27/27	39/46	0	0	144
Gadsden ..	0	6	0	0/0	0/0	0	0	36
Martin	0	5	0	0/0	0/0	0	0	30
Pritchett....	1	4	0	0/0	0/0	0	0	30
Johnson....	4	0	0	0/0	0/0	0	0	24
Collins	2	0	0	0/0	0/0	0	0	12
McDuffie ..	0	2	0	0/0	0/0	0	0	12
Madison.....	0	0	1	0/0	0/0	1	0	8

Abdul-Jabbar	1	0	0	0/0	0/0	0	0	6
Drayton	0	1	0	0/0	0/0	0	0	6
Konrad.....	0	1	0	0/0	0/0	0	0	6
Perry	0	1	0	0/0	0/0	0	0	6
Taylor.....	0	0	1	0/0	0/0	0	0	6

DOLPHINS	8	20	227/27	39/46	1	3326
OPPONENTS	6	19	1033/35	31/40	0	3336

FIELD GOALS	1-19	20-29	30-39	40-49	50+
Mare	1/1	9/9	17/17	9/14	3/5

DOLPHINS	1/1	9/9	17/17	9/14	3/5
OPPONENTS ..	0/0	6/6	10/10	14/12	16/34

TWO-POINT CONVERSIONS	DOLPHINS	3-3	OPPONENTS	0-0
DOLPHINS 0-3, OPPONENTS 0-0				

SACKS																							
Owens	8.5,	Armstrong	7.5,	Bromell	5.0,	Gardener	5.0,	Wilson	3.0,	Taylor	2.5,	Surtain	2.0,	Bowens	1.5,	Buckley	1.0,	Jackson	1.0,	Marion	1.0,	Z. Thomas	1.0.
DOLPHINS 39.0. OPPONENTS 37.0																							

STARTERS	WR - Tony Martin (13)
OFFENSE	LT - Richmond Webb (14), Brent Smith (2)
	LG - Mark Dixon (13), Kevin Gogan (3)
	C - Tim Ruddy (16)
	RG - Kevin Donnalley (9), Kevin Gogan (7)
	RT - James Brown (14), Brent Smith (2)
	TE - Troy Drayton (13), Hunter Goodwin (2)
	WR - O.J. McDuffie (10), Oronde Gadsden (6)
	QB - Dan Marino (11), Damon Huard (5)
	RB - Cecil Collins (6), *J.J. Johnson (4), Karim Abdul-Jabbar (3), Stanley Pritchett (2), Autry Denson (1)
	FB - *Rob Konrad (9), Stanley Pritchett (5)
	3rd WR - Oronde Gadsden (1), Yatil Green (1)
	2nd TE - Hunter Goodwin (3), Ed Perry (1)

DEFENSE	LDE - Rich Owens (12), Trace Armstrong (2), Kenny Mixon (2)
	LDT - Tim Bowens (15), Rich Owens (1)
	RDT - Daryl Gardener (15), Lorenzo Bromell (1)
	RDE - Jason Taylor (15), Rich Owens (1)
	LLB - Derrick Rodgers (15)
	MLB - Zach Thomas (16)
	RLB - Robert Jones (15)
	LCB - Terrell Buckley (11), Patrick Surtain (5)
	RCB - Sam Madison (16)
	SS - Calvin Jackson (10), Shawn Wooden (6)
	FS - Brock Marion (16)
	5th DB - Patrick Surtain (1)
	6th DB - Jerry Wilson (1)

* Indicates Rookie

PASSING	ATT.	COMP.	YDS.	PCT.	TD	INT.	LG	SCK/LST	RATING
Marino	369	204	2448	55.3	12	17	62	9/66	67.4
Huard	216	125	1288	57.9	8	4	69t	28/185	79.8
Zolak	4	0	0	0.0	0	0	0	0/0	39.6
DOLPHINS	589	329	3736	55.9	20	21	69t	37/251	71.5
OPPONENTS	484	256	3168	52.9	19	18	68t	39/240	71.0

2000 FINAL STATISTICS (11-5)

DATE	OPPONENT	SCORE	W/L	ATT.
9/3	SEATTLE	23-0	W	72,499
9/10	at Minnesota	7-13	L	64,112
9/17	BALTIMORE	19-6	W	73,464
9/24	NEW ENGLAND	10-3	W	73,344
10/1	at Cincinnati	31-16	W	61,535
10/8	BUFFALO	22-13	W	73,901
10/23	at N.Y. Jets	37-40(OT)	L	78,389
10/29	GREEN BAY	28-20	W	73,740
11/5	at Detroit	23-8	W	77,813
11/12	at San Diego	17-7	W	56,896
11/19	N.Y. JETS	3-20	L	74,320
11/26	at Indianapolis	17-14	W	56,935
12/3	at Buffalo	33-6	W	73,002
12/10	TAMPA BAY	13-16	L	74,307
12/17	INDIANAPOLIS	13-20	L	73,884
12/24	at New England	27-24	W	60,292

TEAM STATISTICS	MIA.	OPP.
TOTAL FIRST DOWNS	251	289
By Rushing	104	92
By Passing	122	156
By Penalty	25	41
Third Down: Made/Att....	75/214	70/211
Third Down Efficiency	35.0	33.2
Fourth Down: Made/Att....	4/6	8/15
TOTAL NET YARDS	4461	4636
Average Per Game	278.8	289.8
Total Plays	945	995
NET YARDS RUSHING	1894	1736
Average Per Game	118.4	108.5
Total Rushes	496	417
NET YARDS PASSING	2567	2900
Average Per Game	160.4	181.3
Tackled/Yards Lost	28/153	48/270
Gross Yards	2720	3170
Attempts/Completions	421/243	530/282
Completion Percentage	57.7	53.2
Had Intercepted	17	28
PUNTS/AVERAGE	92/42.1	87/40.6
PENALTIES/YARDS	115/920	86/793
FUMBLES/BALL LOST	12/9	30/13
TOUCHDOWNS	34	23
By Rushing	16	9
By Passing	15	13
By Returns	3	1

Score By Quarters	1	2	3	4	OT	Total
DOLPHINS	67	109	90	57	0	323
OPPONENTS	50	57	9	107	3	226

RUSHING	NO.	YDS.	AVG.	LG	TD
L. Smith	309	1139	3.7	68t	14
Fiedler	54	267	4.9	30	1
Johnson	50	168	3.4	16	1
T. Thomas	28	136	4.9	25	0
Denson	31	108	3.5	12	0
Izzo	1	39	39.0	39	0
Konrad	15	39	2.6	5	0
Shepherd	4	3	0.8	14	0
Emanuel	3	-2	-0.7	0	0
McDuffie	1	-3	-3.0	-3	0
DOLPHINS	496	1894	3.8	68t	16
OPPONENTS	417	1736	4.2	45	9
RECEIVING	NO.	YDS.	AVG.	LG	TD
Gadsden	56	786	14.0	61	6

Shepherd	35	446	12.7	46t	4
L. Smith	31	201	6.5	28	2
Martin	26	393	15.1	44	0
T. Thomas	16	117	7.3	15	1
McDuffie	14	143	10.2	24	0
Denson	14	105	7.5	28	0
Konrad	14	83	5.9	18	0
Weaver	10	179	17.9	41	0
Johnson	10	61	6.1	11	0
Emanuel	7	132	18.9	53t	1
Goodwin	6	36	6.0	9t	1
Ogden	2	24	12.0	12	0
Dyer	2	14	7.0	13	0

DOLPHINS	243	2720	11.2	61	15
OPPONENTS	282	3170	11.2	59	13

INTERCEPTIONS	NO.	YDS.	AVG.	LG	TD
Walker	7	80	11.4	31	0
Madison	5	80	16.0	34	0
Marion	5	72	14.4	24	0
Surtain	5	55	11.0	43	0
Wilson	1	19	19.0	19	0
Jeffries	1	3	3.0	3	0
Taylor	1	2	2.0	2	0
Bowens	1	0	0.0	0	0
Shaw	1	0	0.0	0	0
Z. Thomas	1	0	0.0	0	0
DOLPHINS	28	311	11.1	43	0
OPPONENTS	17	102	6.0	32	1

PUNTING	NO.	YDS.	AVG.	LG	BK
Turk	92	3870	42.1	70	0
DOLPHINS ..	92	3870	42.1	70	0
OPPONENTS ..	87	3532	40.6	65	1

PUNT RET.	NO.	YDS.	AVG.	LG	TD
Ogden	19	323	17.0	81t	1
Shepherd	15	164	10.9	32	0
Kelly	5	31	6.2	10	0
McDuffie	0	0	-	0	0
DOLPHINS	39	518	13.3	81t	1
OPPONENTS	36	258	7.2	40	0

KICKOFF RET.	NO.	YDS.	AVG.	LG	TD
Denson	20	495	24.8	56	0
Marion	22	513	23.3	47	0
Williams	3	64	21.3	24	0
Johnson	2	26	13.0	26	0
Goodwin	2	6	3.0	6	0
Weaver	1	15	15.0	15	0
Shepherd	1	14	14.0	14	0
DOLPHINS	51	1133	22.2	56	0
OPPONENTS	68	1260	18.5	37	0

SCORING	Ru	Pa	Rt	PAT	FG	S	2	TP
Mare	0	0	0	33/34	28/31	0	0	117
L. Smith	14	2	0	0/0	0/0	0	0	96
Gadsden ..	0	6	0	0/0	0/0	0	0	36
Shepherd ..	0	4	0	0/0	0/0	0	0	24
Emanuel ..	0	1	0	0/0	0/0	0	0	6
Fiedler ..	1	0	0	0/0	0/0	0	0	6
Goodwin ..	0	1	0	0/0	0/0	0	0	6
Johnson ..	1	0	0	0/0	0/0	0	0	6
Madison ..	0	0	1	0/0	0/0	0	0	6
Ogden	0	0	1	0/0	0/0	0	0	6
Taylor	0	0	1	0/0	0/0	0	0	6
T. Thomas ..	0	1	0	0/0	0/0	0	0	6

Haley	0	0	0	0/0	0/0	1	0	2
DOLPHINS	16	15	3	33/34	28/31	1	0	323
OPPONENTS	9	13	1	20/20	22/300	1	226	

FIELD GOALS	1-19	20-29	30-39	40-49	50+
Mare	0/0	7/8	9/10	12/13	0/0
DOLPHINS	0/0	7/8	9/10	12/13	0/0
OPPONENTS ..	0/0	4/10	12/12	7/9	1/5

TWO-POINT CONVERSIONS
DOLPHINS 0-0, OPPONENTS 1-3

SACKS
Armstrong 16.5, Taylor 14.5, Bowens 2.5, Gardener 2.5, Mixon 2.5, Bromell 2.0, Walker 2.0, Haley 1.5, Z. Thomas 1.5, Surtain 1.0, Owens 0.5, Rodgers 0.5, Wilson 0.5.
DOLPHINS 48.0, OPPONENTS 28.0

STARTERS
OFFENSE
WR – Oronde Gadsden (16)
LT – Richmond Webb (14), Brent Smith (2)
LG – Mark Dixon (15), John Bock (1)
C – Tim Ruddy (16)
RG – Kevin Donnalley (16)
RT – *Todd Wade (16)
TE – Hunter Goodwin (16)
WR – Leslie Shepherd (11), Tony Martin (5)
QB – Jay Fiedler (15), Damon Huard (1)
RB – Lamar Smith (15), J.J. Johnson (1)
FB – Rob Konrad (14), Deon Dyer (1)
3rd WR – O.J. McDuffie (1)

DEFENSE
LDE – Kenny Mixon (13), Rich Owens (3)
LDT – Tim Bowens (15), Jermaine Haley (1)
RDT – Daryl Gardener (10), Jermaine Haley (3), Kenny Mixon (3)
RDE – Jason Taylor (16)
LLB – Derrick Rodgers (14)
MLB – Zach Thomas (11), Robert Jones (2), Scott Galyon (1)
RLB – Robert Jones (14), Twan Russell (2)
LCB – Patrick Surtain (16)
RCB – Sam Madison (16)
SS – Brian Walker (16)
FS – Brock Marion (16)
5th DB – Terrance Shaw (3), Jerry Wilson (1)

* Indicates Rookie

PASSING	ATT.	COMP.	YDS.	PCT.	TD	INT.	LG	SCK/LST	RATING
Fiedler	357	204	2402	57.1	14	14	61	23/129	74.5
Huard	63	39	318	61.9	1	3	29	4/22	60.2
L. Smith	1	0	0	0.00	0	0	0	0/0	39.6
T. Thomas	0	0	0	0.00	0	0	0	1/2	-
DOLPHINS	421	243	2720	57.7	15	17	61	28/153	72.2
OPPONENTS	530	282	3170	53.2	13	28	59	48/270	57.5

2001 FINAL STATISTICS (11-5)

DATE	OPPONENT	SCORE	W/L	ATT.
9/9	at Tennessee	31-23	W	68,798
9/23	OAKLAND	18-15	W	73,404
9/30	at St. Louis	10-42	L	66,046
10/7	NEW ENGLAND	30-10	W	73,024
10/14	at N.Y. Jets	17-21	L	78,823
10/28	at Seattle	24-20	W	59,108
11/4	CAROLINA	23-6	W	72,597
11/11	at Indianapolis	27-24	W	57,127
11/18	N.Y. JETS	0-24	L	74,259
11/25	at Buffalo	34-27	W	73,063
12/2	DENVER	21-10	W	73,938
12/10	INDIANAPOLIS	41-6	W	73,858
12/16	at San Francisco	0-21	L	68,223
12/22	at New England	13-20	L	60,292
12/30	ATLANTA	21-14	W	73,619
1/6	BUFFALO	34-7	W	73,428

TEAM STATISTICS	MIA.	OPP.
TOTAL FIRST DOWNS	263	283
By Rushing	95	97
By Passing	154	148
By Penalty	14	38
Third Down: Made/Att.....	89/215	70/201
Third Down Efficiency.....	41.4	34.8
Fourth Down: Made/Att ..	9/14	6/15
TOTAL NET YARDS.....	4821	4608
Average Per Game	301.3	288.0
Total Plays	953	957
NET YARDS RUSHING	1664	1779
Average Per Game	104.0	111.2
Total Rushes	473	453
NET YARDS PASSING	3157	2829
Average Per Game	197.3	176.8
Tackled/Yards Lost	27/178	37/230
Gross Yards	3335	3059
Attempts/Completions	453/275	467/262
Completion Percentage ..	60.7	56.1
Had Intercepted	19	17
PUNTS/AVERAGE	81/41.0	86/44.1
PENALTIES/YARDS	107/914	82/623
FUMBLES/BALL LOST	26/19	27/11
TOUCHDOWNS	41	35
By Rushing	14	9
By Passing	20	22
By Returns	7	4

Score By Quarters	1	2	3	4	OT	Total
DOLPHINS.....	65	110	27	142	0	344
OPPONENTS....	58	91	86	55	0	290

RUSHING	NO.	YDS.	AVG.	LG	TD
L. Smith	313	968	3.1	25	6
Fiedler	73	321	4.4	26	4
Minor	59	281	4.8	56t	2
McKnight.....	6	39	6.5	18	0
J. Johnson	5	22	4.4	9	0
Konrad	5	22	4.4	18t	1
Ward	2	21	10.5	16	0
Lucas	8	6	0.8	3	1
Mare	1	-5	-5.0	-5	0
Chambers	1	-11	-11.0	-11	0

DOLPHINS	473	1664	3.5	56t	14
OPPONENTS	453	1779	3.9	44	9

RECEIVING	NO.	YDS.	AVG.	LG	TD
McKnight.....	55	684	12.4	40	3
Gadsden	55	674	12.3	61	3

PASSING	ATT.	COMP.	YDS.	PCT.	TD	INT.
Fiedler	450	273	3290	60.7	20	19
Lucas	3	2	45	66.7	0	0
DOLPHINS.....	453	275	3335	60.7	20	19
OPPONENTS	467	262	3059	56.1	22	17

Chambers	48	883	18.4	74t	7
L. Smith	30	234	7.8	65t	2
Minor	29	263	9.1	29	1
Ward	21	209	10.0	20	0
Weaver	18	215	11.9	27	2
Ogden	6	73	12.2	18	1
Konrad	5	52	10.4	17	1
Goodwin	4	27	6.8	9	0
J. Johnson	4	21	5.3	7	0

DOLPHINS	275	3335	12.1	74t	20
OPPONENTS	262	3059	11.7	80t	22

INTERCEPTIONS NO.	YDS.	AVG.	LG	TD	
Marion.....	5	227	45.4	100t	2
Surtain.....	3	74	24.7	41	1
Thomas.....	2	51	25.5	34t	1
Madison.....	2	0	0.0	0	0
Mixon.....	1	56	56.0	56t	1
J. Taylor.....	1	4	4.0	4	0
Freeman.....	1	0	0.0	0	0
Galyon.....	1	0	0.0	0	0
Walker.....	1	0	0.0	0	0

DOLPHINS	17	412	24.2	100t	5
OPPONENTS	19	254	13.4	63t	3

PUNTING	NO.	YDS.	AVG.	LG	BK
Turk	81	3321	41.0	77	0

DOLPHINS	81	3321	41.0	77	0
OPPONENTS	86	3789	44.1	73	0

PUNT RET.	NO.	YDS.	AVG.	LG	TD
Ogden	32	377	11.8	48	0
Ward	9	88	9.8	18	0
Madison	1	6	6.0	6	0
Cousin	1	0	0.0	0	0
Chambers	0	0	-	-	0

DOLPHINS	43	471	11.0	48	0
OPPONENTS	30	136	4.5	23	0

KICKOFF RET.	NO.	YDS.	AVG.	LG	TD
Chambers	36	811	22.5	47	0
Marion	17	371	1.8	55	0
Dyer	2	24	12.0	14	0
J. Johnson	1	16	16.0	16	0
E. Perry	1	0	0.0	0	0
DOLPHINS	51	1133	22.2	56	0
OPPONENTS	68	1260	18.5	37	0

SCORING	Ru	Pa	Rt	PAT	FG	S	2	TP
Mare	0	0	0	39/40	19/21	0	0	96
L. Smith	6	2	0	0/0	0/0	0	0	48
Chambers	0	7	0	0/0	0/0	0	0	42
Fiedler	4	0	0	0/0	0/0	0	0	24
Minor	2	1	1	0/0	0/0	0	0	24
McKnight.....	0	3	0	0/0	0/0	0	1	20
Gadsden	0	3	0	0/0	0/0	0	0	18
Konrad	1	1	0	0/0	0/0	0	0	12
Marion	0	2	0	0/0	0/0	0	0	12
Weaver	0	2	0	0/0	0/0	0	0	12
Lucas	1	0	0	0/0	0/0	0	0	6
Mixon	0	0	1	0/0	0/0	0	0	6
Ogden	0	1	0	0/0	0/0	0	0	6
Surtain	0	0	1	0/0	0/0	0	0	6
J. Taylor	0	0	1	0/0	0/0	0	0	6
Thomas	0	0	1	0/0	0/0	0	0	6

DOLPHINS 14	20	7	39/40	19/21	0	1	344
OPPONENTS 9	22	4	32/34	16/22	0	0	290

FIELD GOALS	1-19	20-29	30-39	40-49	50+
Mare	1/1	8/8	8/8	2/4	0/0

DOLPHINS	1/1	8/8	8/8	2/4	0/0
OPPONENTS ..	0/0	5/6	4/5	6/9	1/2

TWO-POINT CONVERSIONS

McKnight 1

DOLPHINS 1-1, OPPONENTS 0-1

SACKS

J. Taylor 8.5, Bromell 6.5, Gardener 4.0, T. Bowens 3.0, Thomas 3.0, Cousin 2.0, Mixon 2.0, Greenwood 1.5, D. Bowens LG 1.0, D. Bowens 1.0, Freeman 1.0, Galyon 1.0, Rodgers 1.0, Surtain 1.0, Grant 0.5, Haley 0.5, Ogunleye 0.5

DOLPHINS 37.0, OPPONENTS 27.0

STARTERS

OFFENSE

WR – James McKnight (15), Dedric Ward (1)
 LT – Spencer Folau (15), Marcus Spriggs (1)
 LG – Mark Dixon (10), Heath Irwin (6)
 C – Tim Ruddy (15), Heath Irwin (1)
 RG – Todd Perry (16)
 RT – Todd Wade (15), Harry Swayne (1)
 TE – Hunter Goodwin (11), Jed Weaver (2)
 WR – Oronde Gadsden (14), *Chris Chambers (2)
 QB – Jay Fiedler (16)
 RB – Lamar Smith (16)
 FB – Rob Konrad (9)
 3rd WR – *Chris Chambers (5)
 2nd TE – Jed Weaver (5)

DEFENSE

LDE – Kenny Mixon (15), Lorenzo Bromell (1)
 LDT – Tim Bowens (15), Jermaine Haley (1)
 RDT – Daryl Gardener (8), Jermaine Haley (4), Ernest Grant (3), Kenny Mixon (1)
 RDE – Jason Taylor (16)
 LLB – Derrick Rodgers (14), Scott Galyon (2)
 MLB – Zach Thomas (15), Tommy Hendricks (1)
 RLB – Morlon Greenwood (12), Twan Russell (2)
 LCB – Patrick Surtain (16)
 RCB – Sam Madison (13), *Jamar Fletcher (2), Terry Cousin (1)
 SS – Brian Walker (13), Arturo Freeman (3)
 FS – Brock Marion (15), Arturo Freeman (1)
 5th DB – Terry Cousin (2)

* Indicates Rookie

2002 FINAL STATISTICS (9-7)

DATE	OPPONENT	SCORE	W/L	ATT.
9/8	DETROIT	49-21	W	72,216
9/15	at Indianapolis	21-13	W	56,650
9/22	N.Y. JETS	30-3	W	73,426
9/29	at Kansas City	30-48	L	78,178
10/6	NEW ENGLAND	24-13	W	73,369
10/13	at Denver	26-22	W	75,941
10/20	BUFFALO	10-23	L	73,180
11/4	at Green Bay	10-24	L	63,284
11/10	at N.Y. Jets	10-13	L	78,920
11/17	BALTIMORE	26-7	W	73,013
11/24	SAN DIEGO	30-3	W	73,138
12/1	at Buffalo	21-38	L	73,287
12/9	CHICAGO	27-9	W	73,609
12/15	OAKLAND	23-17	W	73,572
12/21	at Minnesota	17-20	L	64,285
12/29	at New England	24-27(OT)	L	68,436

TEAM STATISTICS	MIA.	OPP.
TOTAL FIRST DOWNS	318	285
By Rushing	139	86
By Passing	155	162
By Penalty	24	37
Third Down: Made/Att.....	76/199	68/201
Third Down Efficiency.....	38.2	33.8
Fourth Down: Made/Att.....	3/10	4/13
Fourth Down Efficiency.....	30.0	30.8
POSSESSION AVERAGE	31:24	28:36
TOTAL NET YARDS	5392	4656
Average Per Game	337.0	291.0
Total Plays	1010	974
Average Per Play	5.3	4.8
NET YARDS RUSHING	2502	1554
Average Per Game	156.4	97.1
Total Rushes	530	407
NET YARDS PASSING	2890	3102
Average Per Game	180.6	193.9
Tackled/Yards Lost	25/179	47/327
Gross Yards	3069	3429
Attempts/Completions.....	455/271	520/294
Completion Percentage	59.6	56.5
Had Intercepted	15	21
PUNTS/AVERAGE	69/40.2	80/42.9
NET PUNTING AVERAGE.....	69/34.5	80/37.7
PENALTIES/YARDS	103/859	106/826
FUMBLES/BALL LOST	28/15	23/9
TOUCHDOWNS	44	31
By Rushing	24	9
By Passing	18	20
By Returns	2	2

Score By Quarters	1	2	3	4	OT	Total
DOLPHINS	113	111	69	85	0	378
OPPONENTS	35	98	66	99	3	301

RUSHING	NO.	YDS.	AVG.	LG	TD
R. Williams.....	383	1853	4.8	63t	16
Minor.....	44	180	4.1	23	2
Lucas.....	36	126	3.5	17	2
Edwards.....	20	107	5.4	19	1
Fiedler.....	28	99	3.5	12	3
Chambers.....	6	78	13.0	45	0
McKnight.....	7	58	8.3	19	0
McMichael.....	1	8	8.0	8	0
Konrad.....	3	2	0.7	2	0
Rosenfels.....	2	-9	-4.5	-2	0
DOLPHINS	530	2502	4.7	63t	24
OPPONENTS	407	1554	3.8	38	9

RECEIVING	NO.	YDS.	AVG.	LG	TD
Chambers	52	734	14.1	59t	3
R. Williams.....	47	363	7.7	52	1
McMichael.....	39	485	12.4	45	4
Konrad	34	233	6.9	19	3
McKnight.....	29	528	18.2	77	2
Ward	19	172	9.1	22	0
Edwards.....	18	126	7.0	14	1
Gadsden	16	228	14.3	29	0
Carter	8	66	8.3	15	1
Weaver	6	75	12.5	25	3
Clark	2	42	21.0	26	0
Baker	1	17	17.0	17	0
DOLPHINS	271	3069	11.3	77	18
OPPONENTS	294	3429	11.7	73t	20

INTERCEPTIONS	NO.	YDS.	AVG.	LG	TD
Surtain	6	79	13.2	40t	1
Marion.....	5	99	19.8	62	0
Madison	3	15	5.0	15	0
Fletcher.....	2	30	15.0	30	0
Rodgers.....	2	28	14.0	21	0
Thomas	1	7	7.0	7	0
Haley	1	0	0.0	0	0
Wooden	1	0	0.0	0	0
DOLPHINS	21	258	12.3	62	1
OPPONENTS	15	319	21.3	89t	2

PUNTING	NO.	YDS.	AVG.	LG	BK
Royals	69	2772	40.2	56	0
DOLPHINS	69	2772	40.2	56	0
OPPONENTS	80	3432	42.9	65	0

PUNT RET.	NO.	YDS.	AVG.	LG	TD
Ward	16	169	10.6	34	0
Johnson.....	8	69	8.6	13	0
Baker	7	55	7.9	21	0
DOLPHINS	31	293	9.5	34	0
OPPONENTS	39	273	7.0	43	0

KICKOFF RET.	NO.	YDS.	AVG.	LG	TD
Minor.....	46	1071	23.3	66	0
Johnson.....	12	330	27.5	49	0
Konrad	2	33	16.5	18	0
Weaver	2	23	11.5	18	0
Fletcher.....	1	0	0.0	0	0
McKnight.....	0	26	-	26	0
DOLPHINS	63	1483	23.5	66	0
OPPONENTS	69	1540	22.3	56	0

SCORING	Ru	Pa	Rt	PAT	FG	S	2	TP
Mare	0	0	0	42/43	24/31	0	0	114
R. Williams ..	16	1	0	0/0	0/0	0	0	102
McMichael ..	0	4	0	0/0	0/0	0	0	24
Chambers ..	0	3	0	0/0	0/0	0	0	18
Fiedler	3	0	0	0/0	0/0	0	0	18
Konrad	0	3	0	0/0	0/0	0	0	18
Weaver	0	3	0	0/0	0/0	0	0	18
Edwards.....	1	1	0	0/0	0/0	0	0	12
Lucas	2	0	0	0/0	0/0	0	0	12
McKnight..	0	2	0	0/0	0/0	0	0	12
Minor	2	0	0	0/0	0/0	0	0	12
Carter	0	1	0	0/0	0/0	0	0	6
Gamble	0	0	1	0/0	0/0	0	0	6
Surtain	0	0	1	0/0	0/0	0	0	6
DOLPHINS 24	18	2	42/43	24/31	0	0	0	378
OPPONENTS 9	20	2	27/27	28/30	0	0	0	301

FIELD GOALS	1-19	20-29	30-39	40-49	50+
Mare.....	0/0	13/14	2/3	7/11	2/3
DOLPHINS	0/0	13/14	2/3	7/11	2/3
OPPONENTS ..	0/0	9/9	8/8	6/8	5/5

TWO-POINT CONVERSIONS
DOLPHINS 0-1, OPPONENTS 2-4

SACKS
Taylor 18.5, Ogunleye 9.5, J. Williams 6.0, Burnett 4.0, D. Bowens 1.5, Chester 1.5, Freeman 1.5, Surtain 1.5, Greenwood 1.0, McGarahan 1.0, Haley 0.5, Thomas 0.5.
DOLPHINS 47.0, OPPONENTS 25.0

STARTERS
OFFENSE
WR – James McKnight (8), Oronde Gadsden (6), Cris Carter (1), Dedric Ward (1)
LT – Mark Dixon (12), Marcus Spriggs (4)
LG – Jamie Nails (14), *Seth McKinney (2)
C – Tim Ruddy (16)
RG – Todd Perry (16)
RT – Todd Wade (16)
TE – *Randy McMichael (16)
WR – Chris Chambers (15), James McKnight (1)
QB – Jay Fiedler (10), Ray Lucas (6)
RB – Ricky Williams (16)
FB – Rob Konrad (12)
2nd TE – Jed Weaver (4)

DEFENSE
LDE – Adewale Ogunleye (16)
LDT – Tim Bowens (16)
RDT – Larry Chester (16)
RDE – Jason Taylor (16)
LLB – Derrick Rodgers (15)
MLB – Zach Thomas (16)
RLB – Morlon Greenwood (14)
LCB – Patrick Surtain (14), Jamar Fletcher (2)
RCB – Sam Madison (16)
SS – Arturo Freeman (16)
FS – Brock Marion (16)
5th DB – Jamar Fletcher (2)
6th DB – Shawn Wooden (1)

* Indicates Rookie

PASSING	ATT.	COMP.	YDS.	PCT.	TD	INT.	LG	SCK/LST	RATING
Fiedler	292	179	2024	61.3	14	9	59t	13/89	85.2
Lucas	160	92	1045	57.5	4	6	77	12/90	69.9
Rosenfels	3	0	0	0.0	0	0	0	0/0	39.6
DOLPHINS	455	271	3069	59.6	18	15	77	25/179	79.3
OPPONENTS	520	294	3429	56.5	20	21	73t	47/327	72.7

2003 FINAL STATISTICS (10-6)

DATE	OPPONENT	SCORE	W/L	ATT.
9/7	HOUSTON	20-21	L	73,010
9/14	at N.Y. Jets	21-10	W	77,461
9/21	BUFFALO	17-7	W	73,458
10/5	at N.Y. Giants	23-10	W	78,863
10/12	at Jacksonville	24-10	W	66,437
10/19	NEW ENGLAND	13-19(OT)	L	73,650
10/27	at San Diego	26-10	W	73,014
11/2	INDIANAPOLIS	17-23	L	73,258
11/9	at Tennessee	7-31	L	68,809
11/16	BALTIMORE	9-6(OT)	W	73,333
11/23	WASHINGTON	24-23	W	73,578
11/27	at Dallas	40-21	W	64,110
12/7	at New England	0-12	L	68,436
12/15	PHILADELPHIA	27-34	L	73,780
12/21	at Buffalo	20-3	W	73,319
12/28	N.Y. JETS	23-21	W	73,720

TEAM STATISTICS	MIA.	OPP.
TOTAL FIRST DOWNS	266	283
By Rushing	99	82
By Passing	145	171
By Penalty	22	30
Third Down: Made/Att.....	67/205	81/222
Third Down Efficiency	32.7	36.5
Fourth Down: Made/Att.....	5/10	2/12
Fourth Down Efficiency	50.0	16.7
POSSESSION AVERAGE	29:49	30:11
TOTAL NET YARDS	4609	4787
Average Per Game	288.1	299.2
Total Plays	968	1014
Average Per Play	4.8	4.7
NET YARDS RUSHING	1817	1452
Average Per Game	113.6	90.8
Total Rushes	487	441
NET YARDS PASSING	2792	3335
Average Per Game	174.5	208.4
Sacked/Yards Lost	31/209	44/253
Gross Yards	3001	3588
Attempts/Completions	450/257	529/319
Completion Percentage	57.1	60.3
Had Intercepted	19	22
PUNTS/AVERAGE	84/39.0	80/41.2
NET PUNTING AVERAGE	84/34.9	80/36.1
PENALTIES/YARDS	103/913	98/766
FUMBLES/BALL LOST	26/15	26/14
TOUCHDOWNS	35	26
By Rushing	14	11
By Passing	17	12
By Returns	4	3

Score By Quarters	1	2	3	4	OT	Total
DOLPHINS	68	124	44	72	3	311
OPPONENTS	49	86	48	72	6	261

RUSHING	NO.	YDS.	AVG.	LG	TD
R. Williams	392	1372	3.5	45	9
Minor	41	193	4.7	26	1
Fiedler	34	88	2.6	14	3
McKnight	2	75	37.5	68t	1
Chambers	4	30	7.5	12	0
Turk	3	30	10.0	23	0
Konrad	4	17	4.3	11	0
Griese	5	15	3.0	9	0
Rosenfels	1	-1	-1.0	-1	0
O. Ayanbadejo	1	-2	-2.0	-2	0
DOLPHINS	487	1817	3.7	68t	14
OPPONENTS	441	1452	3.3	28	11

RECEIVING	NO.	YDS.	AVG.	LG	TD
Chambers	64	963	15.0	57t	11
R. Williams	50	351	7.0	59	1
McMichael	49	598	12.2	46	2
Thompson	26	359	13.8	31	0
McKnight	23	285	12.4	80t	2
Konrad	16	166	10.4	25	0
O. Ayanbadejo	12	53	4.4	12	0
Lee	7	110	15.7	25	1
Gadsden	4	48	12.0	23	0
Minor	4	13	3.3	12	0
Newson	2	55	27.5	37	0
DOLPHINS	257	3001	11.7	80t	17
OPPONENTS	319	3588	11.2	82t	12

INTERCEPTIONS	NO.	YDS.	AVG.	LG	TD
Surtain	7	59	8.4	32	0
Knight	3	98	32.7	70	0
Madison	3	82	27.3	36	1
Thomas	3	21	7.0	19	0
Marion	3	3	1.0	3	0
Buckley	2	75	37.5	74t	1
Zgonina	1	0	0.0	0	0
DOLPHINS	22	338	15.4	74t	2
OPPONENTS	19	194	10.2	54t	3

PUNTING	NO.	YDS.	AVG.	LG	BK
Turk	68	2631	38.7	57	0
Royals	16	643	40.2	50	0
DOLPHINS	84	3274	39.0	57	0
OPPONENTS	80	3294	41.2	64	0

PUNT RET.	NO.	YDS.	AVG.	LG	TD
Rogers	21	186	8.9	48	0
Simmons	8	100	12.5	32	0
Buckley	1	2	2.0	2	0
Newson	1	0	0.0	0	0
DOLPHINS	31	288	9.3	48	0
OPPONENTS	29	185	6.4	26	0

KICKOFF RET.	NO.	YDS.	AVG.	LG	TD
Minor	34	727	21.4	49	0
Rogers	19	383	20.2	33	0
Simmons	3	64	21.3	34	0
Lee	1	0	0.0	0	0
McKnight	0	28	-	28	0
DOLPHINS	57	1202	21.1	49	0
OPPONENTS	47	1010	21.5	73	0

SCORING	Ru	Pa	Rt	PAI	FG	S	2	TP
Mare	0	0	0	33/34	22/29	0	0	99
Chambers	0	11	0	0/0	0/0	0	0	66
R. Williams	9	1	0	0/0	0/0	0	0	60
Fiedler	3	0	0	0/0	0/0	0	0	18
McKnight	1	2	0	0/0	0/0	0	0	18
McMichael	0	2	1	0/0	0/0	0	0	18
Taylor	0	0	1	0/0	0/0	1	0	8
Buckley	0	0	1	0/0	0/0	0	0	6
Lee	0	1	0	0/0	0/0	0	0	6
Madison	0	0	1	0/0	0/0	0	0	6
Minor	1	0	0	0/0	0/0	0	0	6
DOLPHINS	14	17	4	33/34	22/29	1	0	311
OPPONENTS	11	12	3	23/23	26/31	2	0	261

FIELD GOALS	1-19	20-29	30-39	40-49	49-50+
Mare	0/0	9/9	3/6	6/8	4/6
DOLPHINS	0/0	9/9	3/6	6/8	4/6
OPPONENTS	0/0	10/11	8/9	5/6	3/5

TWO-POINT CONVERSIONS
DOLPHINS 0-1, OPPONENTS 0-2
SACKS
Ogunleye 15.0, Taylor 13.0, Seau 3.0, Zgonina 3.0, J. Williams 2.5, T. Bowens 2.0, Burnett 2.0, D. Bowens 1.0, Freeman 1.0, Thomas 1.0, Greenwood 0.5.
DOLPHINS 44.0, OPPONENTS 31.0

STARTERS
OFFENSE
WR - Chris Chambers (16)
LT - *Wade Smith (16)
LG - Jamie Nails (15), Seth McKinney (1)
RG - Tim Ruddy (14), Seth McKinney (2)
RC - Todd Perry (15), Greg Jerman (1)
RT - Todd Wade (16)
TE - Randy McMichael (16)
WR - Demius Thompson (12), James McKnight (1)
QB - Jay Fiedler (11), Brian Griese (5)
FB - Rob Konrad (12), Obafemi Ayanbadejo (2)
RB - Ricky Williams (16)
2nd TE - *Donald Lee (5)

DEFENSE
LDE - Adewale Ogunleye (16)
LDT - Tim Bowens (13), Jeff Zgonina (2), Dario Romero (1)
RDT - Larry Chester (15), Jeff Zgonina (1)
RDE - Jason Taylor (16)
LLB - Junior Seau (15), Tommy Hendricks (1)
MLB - Zach Thomas (15), Tommy Hendricks (1)
RLB - Morlon Greenwood (11)
LCB - Patrick Surtain (15), Terrell Buckley (1)
RCB - Sam Madison (16)
SS - Sammy Knight (16)
FS - Brock Marion (16)
5th DB - Terrell Buckley (4), Trent Gamble (1)

* Indicates Rookie

PASSING	ATT.	COMP.	YDS.	PCT.	TD	INT.	LG	SCK/LST	RATING
Fiedler	314	179	2138	57.0	11	13	59	19/126	72.4
Griese	130	74	813	56.9	5	6	80t	12/83	69.2
Rosenfels	6	4	50	66.7	1	0	20t	0/0	131.9
DOLPHINS	450	257	3001	57.1	17	19	81t	31/209	72.5
OPPONENTS	529	319	3588	60.3	12	22	82t	44/253	70.8

2004 FINAL STATISTICS (4-12)

DATE	OPPONENT	SCORE	W/L	ATT.
9/11	TENNESSEE	7-17	L	69,987
9/19	at Cincinnati	13-16	L	65,705
9/26	PITTSBURGH	3-13	L	72,225
10/3	NEW YORK JETS	9-17	L	73,157
10/10	at New England	10-24	L	68,756
10/17	at Buffalo	13-20	L	72,714
10/24	ST. LOUIS	31-14	W	72,945
11/1	at New York Jets	14-41	L	78,216
11/7	ARIZONA	23-24	L	72,612
11/21	at Seattle	17-24	L	66,644
11/28	at San Francisco	24-17	W	66,156
12/5	BUFFALO	32-42	L	73,084
12/12	at Denver	17-20	L	75,027
12/20	NEW ENGLAND	29-28	W	73,629
12/26	CLEVELAND	10-7	W	73,169
1/2	at Baltimore	23-30	L	69,843

TEAM STATISTICS	MIA.	OPP.
TOTAL FIRST DOWNS	267	281
By Rushing	71	107
By Passing	165	139
By Penalty	31	35
Third Down: Made/Att.	80/232	72/223
Third Down Efficiency	34.5	32.3
Fourth Down: Made/Att.	8/16	8/11
Fourth Down Efficiency	50.0	72.7
POSSESSION AVERAGE	28:20	31:40
TOTAL NET YARDS	4404	4894
Average Per Game	275.3	305.9
Total Plays	1022	1009
Average Per Play	4.3	4.9
NET YARDS RUSHING	1339	2302
Average Per Game	83.7	143.9
Total Rushes	384	539
NET YARDS PASSING	3065	2592
Average Per Game	191.6	162.0
Sacked/Yards Lost	52/326	36/223
Gross Yards	3391	2815
Attempts/Completions	586/309	434/244
Completion Percentage	52.7	56.2
Had Intercepted	26	15
PUNTS/AVERAGE	99/41.5	102/41.0
NET PUNTING AVERAGE	99/36.9	102/33.3
PENALTIES/YARDS	112/852	107/852
FUMBLES/BALL LOST	42/16	22/10
TOUCHDOWNS	31	42
Rushing	10	12
Passing	19	20
Returns	2	10

Score By Quarters	1	2	3	4	OT	Total
DOLPHINS	79	59	34	103	0	275
OPPONENTS	79	88	95	92	0	354

RUSHING	NO.	YDS.	AVG.	LG	TD
Morris	132	523	4.0	35t	6
Minor	109	388	3.6	34	3
Henry	46	141	3.1	53	0
Chambers	9	76	8.4	24	0
Gordon	35	64	1.8	11	0
Fiedler	12	59	4.9	26	0
Forsey	19	53	2.8	15	0
Konrad	2	18	9.0	15	0
Feeley	14	13	0.9	7t	1
King	4	9	2.3	3	0
Turk	1	3	3.0	3	0

Booker	1	-8	-8.0	-8	0
DOLPHINS	384	1339	3.5	53	10
OPPONENTS	539	2302	4.3	62	12

RECEIVING	NO.	YDS.	AVG.	LG	TD
McMichael	73	791	10.8	42t	4
Chambers	69	898	13.0	76t	7
Booker	50	638	12.8	45	1
Thompson	23	359	15.6	36	4
Morris	22	124	5.6	24	0
Gilmore	15	206	13.7	37	1
Lee	13	110	8.5	15t	1
Minor	13	75	5.8	20	0
Gordon	13	74	5.7	20	0
Konrad	8	69	8.6	20t	1
Martin	4	15	3.8	7	0
Henry	3	12	4.0	7	0
Bellamy	1	8	8.0	8	0
King	1	8	8.0	8	0
Easlick	1	4	4.0	4	0
DOLPHINS	309	3391	11.0	76t	19
OPPONENTS	244	2815	11.5	69t	20

INTERCEPTIONS	NO.	YDS.	AVG.	LG	TD
Freeman	4	59	14.8	47	0
Knight	4	32	8.0	32	0
Surtain	4	2	0.5	2	0
Ayanbadejo	1	2	2.0	2	0
J. Williams	1	0	0.0	0	0
Taylor	1	-3	-3.0	-3	0
DOLPHINS	15	92	6.1	47	0
OPPONENTS	26	464	17.8	66t	8

PUNTING	NO.	YDS.	AVG.	LG	BK
Turk	98	4088	41.7	67	0
Mare	1	19	19.0	19	0
DOLPHINS	99	4107	41.5	67	0
OPPONENTS	102	4177	41.0	63	0

PUNT RET.	NO.	YDS.	AVG.	LG	TD
Welker	43	464	10.8	71	0
Brighful	9	89	9.9	36	0
Gilmore	0	11	-	11	0
DOLPHINS	52	564	10.8	71	0
OPPONENTS	45	258	5.7	24	0

KICKOFF RET.	NO.	YDS.	AVG.	LG	TD
Welker	57	1313	23.0	95t	1
Brighful	5	126	25.2	32	0
Gilmore	5	114	22.8	53	0
Morris	1	27	27.0	27	0
Poole	1	22	22.0	22	0
Wyrick	1	58	58.0	58	0
DOLPHINS	70	1660	23.7	95t	1
OPPONENTS	51	1114	21.8	104t	1

SCORING	Ru	Pa	Rt	PA*	FG	S	2	TP
Mare	0	0	0	18/18	12/16	0	0	54
Chambers	0	7	0	0/0	0/0	1	0	14
Morris	6	0	0	0/0	0/0	0	0	36
McMichael	0	4	0	0/0	0/0	1	0	26
Thompson	0	4	0	0/0	0/0	0	0	24
Minor	3	0	0	0/0	0/0	0	0	18
Bryant	0	0	0	7/7	3/3	0	0	16
Welker	0	0	1	1/1	1/1	0	0	10
Gramatica	0	0	0	0/1	3/3	0	0	9

Booker	0	1	0	0/0	0/0	0	0	6
Feeley	1	0	0	0/0	0/0	0	0	6
Gilmore	0	1	0	0/0	0/0	0	0	6
Konrad	0	1	0	0/0	0/0	0	0	6
Lee	0	1	0	0/0	0/0	0	0	6
Pope	0	0	1	0/0	0/0	0	0	6
Knight	0	0	0	0/0	0/0	1	0	2

DOLPHINS	10	19	2	26/27	19/23	1	2	275
OPPONENTS	12	20	10	42/42	20/28	0	3	354

FIELD GOALS	1-19	20-29	30-39	40-49	50+
Mare	0/0	1/2	6/7	3/4	2/3
Bryant	0/0	1/1	0/0	2/2	0/0
Gramatica	0/0	2/2	1/1	0/0	0/0
Welker	0/0	1/1	0/0	0/0	0/0
DOLPHINS	0/0	5/6	7/8	5/6	2/3
OPPONENTS	2/2	5/5	4/7	6/11	3/3

TWO-POINT CONVERSIONS
Chambers 1, McMichael 1.
DOLPHINS 2-4, OPPONENTS 0-0

SACKS
Taylor 9.5, D. Bowens 7.0, Zgonina 5.0, Romero 3.5, Pope 2.0, Thomas 2.0, J. Williams 2.0, Ahanotu TM 1.0, Edwards TM 1.0, Poole 1.0, Seau 1.0, Surtain 1.0.
DOLPHINS 36.0, OPPONENTS 52.0

STARTERS
OFFENSE
WR – Marty Booker (15), Bryan Gilmore (1)
LT – Damian McIntosh (14), Wade Smith (2)
LG – Jeno James (14), *Rex Hadnot (2)
C – Seth McKinney (16)
RG – Taylor Whitely (11), *Rex Hadnot (5)
RT – John St. Clair (14), *Vernon Carey (2)
TE – Randy McMichael (16)
WR – Chris Chambers (15), Bryan Gilmore (1)
QB – A.J. Feeley (8), Jay Fiedler (7), Sage Rosenfels (1)
RB – Sammy Morris (8), Travis Minor (4), Lamar Gordon (2), Leonard Henry (2)
FB – *Doug Easlick (1), Rob Konrad (1), Jamar Martin (1)
3RD WR – Derrius Thompson (3)
2ND TE – Donald Lee (10)

DEFENSE
LDE – David Bowens (15), Jay Williams (1)
LDT – Bryan Robinson (10), Jeff Zgonina (4), Tim Bowens (2)
RDT – Jeff Zgonina (10), Bryan Robinson (3), Larry Chester (2), Dario Romero (1)
RDE – Jason Taylor (16)
LLB – Morlon Greenwood (8), Junior Seau (8)
MLB – Zach Thomas (13), *Derrick Pope (3)
RLB – Morlon Greenwood (7), Eddie Moore (3), Brendan Ayanbadejo (2)
LCB – Patrick Surtain (15), *Will Poole (1)
RCB – Sam Madison (16)
SS – Sammy Knight (16)
FS – Antuan Edwards (9), Arturo Freeman (7)
5th DB – Reggie Howard (3), Arturo Freeman (1)

* Indicates Rookie

PASSING	ATT.	COMP.	YDS.	PCT.	TD	INT.	LG	SCK/LST	RATING
Feeley	356	191	1893	53.7	11	15	38	23/136	61.7
Fiedler	190	101	1186	53.2	7	8	71t	25/165	67.1
Rosenfels	39	16	264	41.0	1	3	76t	3/16	41.0
Booker	1	1	48	100.0	0	0	48	0/0	118.8
Morris	0	0	0	-	0	0	0	1/9	-
DOLPHINS	586	309	3391	52.7	19	26	76t	52/326	62.5
OPPONENTS	434	244	2815	56.2	20	15	69t	36/223	76.9

2005 FINAL STATISTICS (9-7)

DATE	OPPONENT	SCORE	W/L	ATT.
9/11	DENVER	34-10	W	72,324
9/18	at New York Jets	7-17	L	77,918
9/25	CAROLINA	27-24	W	72,288
10/9	at Buffalo	14-20	L	72,160
10/16	at Tampa Bay	13-27	L	65,168
10/21	KANSAS CITY	20-30	L	68,350
10/30	at New Orleans	21-6	W	61,643
11/6	ATLANTA	10-17	L	72,187
11/13	NEW ENGLAND	16-23	L	73,405
11/20	at Cleveland	0-22	L	72,773
11/27	at Oakland	33-21	W	49,097
12/4	BUFFALO	24-23	W	72,051
12/11	at San Diego	23-21	W	65,026
12/18	N.Y. JETS	24-20	W	72,650
12/24	TENNESSEE	24-10	W	72,001
1/1	at New England	28-26	W	68,756

TEAM STATISTICS	MIA.	OPP.
TOTAL FIRST DOWNS	274	319
Rushing	93	94
Passing	159	183
Penalty	22	42
Third Down: Made/Att	79/225	95/236
Third Down Efficiency	35.1	40.3
Fourth Down: Made/Att ..	6/15	8/19
Fourth Down Efficiency	40.0	42.1
POSSESSION AVERAGE	27:25	32:35
TOTAL NET YARDS	5198	5078
Average Per Game	324.9	317.4
Total Plays	1026	1078
Average Per Play	5.1	4.7
NET YARDS RUSHING	1898	1771
Average Per Game	118.6	110.7
Total Rushes	444	480
NET YARDS PASSING	3300	3307
Average Per Game	206.3	206.7
Sacked/Yards Lost	26/158	49/375
Gross Yards	3458	3682
Attempts/Completions	556/291	549/323
Completion Percentage ..	52.3	58.8
Had Intercepted	16	14
PUNTS/AVERAGE	89/43.1	92/43.0
NET PUNTING AVERAGE ..	89/39.0	92/37.0
PENALTIES/YARDS	132/1055	105/827
FUMBLES/BALL LOST	31/14	35/17
TOUCHDOWNS	34	35
Rushing	11	11
Passing	22	23
Returns	1	1

Score By Quarters	1	2	3	4	OT	Total
DOLPHINS	44	78	57	139	0	318
OPPONENTS	94	67	71	85	0	317

RUSHING	NO.	YDS.	AVG.	LG	TD
Brown	207	907	4.4	65t	4
Williams	168	743	4.4	35	6
Chambers	12	92	7.7	61	0
Frerotte	27	61	2.3	14	0
Morris	16	58	3.6	9t	1
Minor	5	17	3.4	9	0
Rosenfels	6	15	2.5	12	0
Welker	1	5	5.0	5	0
Evans	1	0	0.0	0	0
D. Jones	1	0	0.0	0	0
DOLPHINS	444	1898	4.3	65t	11
OPPONENTS	480	1771	3.7	75t	11

RECEIVING	NO.	YDS.	AVG.	LG	TD
Chambers	82	1118	13.6	77t	11
McMichael	60	582	9.7	30t	5
Booker	39	686	17.6	60t	3
Brown	32	232	7.3	38	1
Welker	29	434	15.0	47	0
Williams	17	93	5.5	19	0
Diamond	8	54	6.8	18	0
Morris	8	54	6.8	18	0
Gilmore	5	105	21.0	44t	1
Boston	4	80	20.0	54	0
Evans	4	17	4.3	5	0
Holmes	1	2	2.0	2	0
Heller	1	1	1.0	1t	1
Minor	1	0	0.0	0	0
DOLPHINS	291	3458	11.9	77t	22
OPPONENTS	323	3682	11.4	60t	23

INTERCEPTIONS	NO.	YDS.	AVG.	LG	TD
Schulters	4	78	19.5	37	0
Tillman	3	38	12.7	22	0
Madison	2	11	5.5	11	0
Howard	1	5	5.0	5	0
Daniels	1	4	4.0	4	0
Bell	1	0	0.0	0	0
Spragan	1	0	0.0	0	0
Z. Thomas	1	0	0.0	0	0
DOLPHINS	14	136	9.7	37	0
OPPONENTS	16	127	7.9	33	0

PUNTING	NO.	YDS.	AVG.	LG	BK
D. Jones	88	3827	43.5	63	0
Mare	1	8	8.0	8	0
DOLPHINS ..	89	3835	43.1	63	0
OPPONENTS ..	92	3957	43.0	63	0

PUNT RET.	NO.	YDS.	AVG.	LG	TD
Welker	43	390	9.1	47	0
DOLPHINS	43	390	9.1	47	0
OPPONENTS ..	46	227	4.9	37	0

KICKOFF RET.	NO.	YDS.	AVG.	LG	TD
Welker	61	1379	22.6	46	0
Gilmore	3	84	28.0	29	0
Minor	2	22	11.0	19	0
Bowens	1	5	5.0	5	0
Heller	1	11	11.0	11	0
DOLPHINS	68	1501	22.1	46	0
OPPONENTS ..	56	1425	25.4	65	0

SCORING	Ru	Pa	Rt	PAT	FG	S	2	TP
Mare	0	0	0	33/33	25/30	0	0	108
Chambers	0	11	0	0/0	0/0	0	0	66
Williams	6	0	0	0/0	0/0	0	0	36
Brown	4	1	0	0/0	0/0	0	0	30
McMichael	0	5	0	0/0	0/0	0	0	30
Booker	0	3	0	0/0	0/0	0	0	18
Taylor	0	0	1	0/0	0/0	1	0	8
Gilmore ..	0	1	0	0/0	0/0	0	0	6
Heller	0	1	0	0/0	0/0	0	0	6
Morris	1	0	0	0/0	0/0	0	0	6
Carter	0	0	0	0/0	0/0	1	0	2
Howard	0	0	0	0/0	0/0	1	0	2
DOLPHINS 11	22	1	33/33	25/30	3	0	318	
OPPONENTS 11	23	1	31/32	24/24	1	1	317	

FIELD GOALS	1-19	20-29	30-39	40-49	50+
Mare	0/0	9/10	9/12	6/6	1/2
DOLPHINS	0/0	9/10	9/12	6/6	1/2
OPPONENTS ..	0/0	7/7	7/7	7/7	3/3

TWO-POINT CONVERSIONS
DOLPHINS 0-1, OPPONENTS 1-3

SACKS
Taylor 12, Bowens 6, Carter 6, Holliday 5, Bell 3, Howard 2, T. Jones 2, Schulters 2, Z. Thomas 2, Traylor 2, Zgonina 2, Roth 1, Seau 1, Spragan 1, Wright 1, Team 1.
DOLPHINS 49.0, OPPONENTS 26.0

STARTERS
OFFENSE
WR - Chris Chambers (16)
LT - Damien McIntosh (16)
LG - Geno James (16)
C - Seth McKinney (13), Rex Hadnot (3)
RG - Rex Hadnot (13), Alonzo Ephraim (3)
RT - Vernon Carey (14), Stockar McDougale (2)
TE - Randy McMichael (16)
WR - Marty Booker (12), Bryan Gilmore (1)
QB - Gus Frerotte (15), Sage Rosenfels (1)
RB - *Ronnie Brown (13), Ricky Williams (3)
FB - Darian Barnes (6), Heath Evans (2), Sammy Morris (2), *Ronnie Brown (1)
2nd TE - Lorenzo Diamond (7)
3rd WR - Wes Welker (1)

DEFENSE
LDE - Kevin Carter (16)
LDT - Keith Traylor (13), Jeff Zgonina (3)
RDT - Vonnice Holliday (16)
RDE - Jason Taylor (16)
LLB - *Channing Crowder (11), Derrick Pope (2)
MLB - Zach Thomas (14), *Channing Crowder (2)
RLB - Donnie Spragan (9), Junior Seau (5)
LCB - *Travis Daniels (14), Reggie Howard (2)
SS - Travares Tillman (10), Tebucky Jones (6)
FS - Lance Schulters (16)
5th DB - Reggie Howard (4)
6th DB - Eddie Jackson (1)

* Indicates Rookie

PASSING	ATT.	COMP.	YDS.	PCT.	TD	INT.	LG	SKC/LST	RATING
Frerotte	494	257	2996	52.0	18	13	60t	26/158	71.9
Rosenfels	61	34	462	55.7	4	3	77t	0/0	81.5
Booker	1	0	0	0.00	0	0	0	0/0	39.6
DOLPHINS	556	291	3458	52.3	22	16	77t	26/158	72.8
OPPONENTS	549	323	3682	58.8	23	14	60t	49/375	82.4

2006 FINAL STATISTICS (6-10)

DATE	OPPONENT	SCORE	W/L	ATT.
9/7	at Pittsburgh	17-28	L	64,927
9/17	BUFFALO	6-16	L	72,797
9/24	TENNESSEE	13-10	W	72,733
10/1	at Houston	15-17	L	70,071
10/8	at New England	10-20	L	68,756
10/15	at New York Jets	17-20	L	77,439
10/22	GREEN BAY	24-34	L	73,548
11/5	at Chicago	31-13	W	62,206
11/12	KANSAS CITY	13-10	W	73,132
11/19	MINNESOTA	24-20	W	73,070
11/23	at Detroit	27-10	W	61,562
12/3	JACKSONVILLE	10-24	L	73,160
12/10	NEW ENGLAND	21-0	W	74,033
12/17	at Buffalo	0-21	L	71,011
12/25	NEW YORK JETS	10-13	L	73,500
12/31	at Indianapolis	22-27	L	57,310

TEAM STATISTICS	MIA.	OPP.
TOTAL FIRST DOWNS	281	267
Rushing	82	72
Passing	180	166
Penalty	19	29
3rd Down: Made/Att.....	88/234	89/234
3rd Down Efficiency	37.6	38.0
4th Down: Made/Att.....	7/14	9/16
4th Down Efficiency	50.0	56.3
POSSESSION AVG	30:01	29:59
TOTAL NET YARDS	4960	4625
Average Per Game	310.0	289.1
Total Plays	1034	1005
Average Per Play	4.8	4.6
NET YARDS RUSHING	1673	1618
Average Per Game	104.6	101.1
Total Rushes	402	461
NET YARDS PASSING	3287	3007
Average Per Game	205.4	187.9
Sacked/Yards Lost.....	41/290	47/268
Gross Yards	3577	3275
Attempts/Completions	591/342	497/279
Completion Percentage	57.9	56.1
Had Intercepted	19	8
PUNTS/AVERAGE	86/42.3	91/41.6
NET PUNTING AVERAGE	86/35.7	91/36.3
PENALTIES/YARDS	90/789	91/720
FUMBLIES/BALL LOST	19/6	35/19
TOUCHDOWNS	26	31
Rushing	7	7
Passing	16	22
Returns	3	2

Score By Quarters	1	2	3	4	OT	Total
DOLPHINS	33	73	53	101	0	260
OPPONENTS	32	85	59	107	0	283

RUSHING	NO.	YDS.	AVG.	LG	TD
Brown	241	1008	4.2	47	5
Morris	92	400	4.3	55	1
Chambers	8	95	11.9	39	0
Minor	19	74	3.9	9	0
Suggs	6	26	4.3	7	0
Harrington	19	24	1.3	7	0
Culpepper	10	20	2.0	7	1
Booker	3	19	6.3	18	0
Lemon	3	7	2.3	6	0
Jones	1	0	0.0	0	0
DOLPHINS	402	1673	4.2	55	7
OPPONENTS	461	1618	3.5	70	7

RECEIVING	NO.	YDS.	AVG.	LG	TD
Welker	67	687	10.3	38	1
McMichael	62	640	10.3	24	3
Chambers	59	677	11.5	46	4
Booker	55	747	13.6	52	6
Brown	33	276	8.4	24	0
Hagan	21	221	10.5	24	1
Morris	21	162	7.7	44	0
Peelle	16	116	7.3	25	1
Barnes	3	22	7.3	13	0
Minor	3	2	0.7	4	0
Russell	2	14	7.0	9	0
Suggs	0	13	-	13	0
DOLPHINS	342	3577	10.5	52	16
OPPONENTS	279	3275	11.7	87	22

INTERCEPTIONS	NO.	YDS.	AVG.	LG	TD
Taylor	2	71	35.5	51	2
Hill	2	33	16.5	21	0
W. Allen	1	11	11.0	11	0
J. Allen	1	7	7.0	7	0
Daniels	1	-2	-2.0	-2	0
Thomas	1	-4	-4.0	-4	0
DOLPHINS	8	116	14.5	51	2
OPPONENTS	19	207	10.9	42	2

PUNTING	NO.	YDS.	AVG.	LG	BK
Jones	85	3640	42.8	64	1
DOLPHINS ..	86	3640	42.3	64	1
OPPONENTS ..	91	3785	41.6	62	0

PUNT RET.	NO.	YDS.	AVG.	LG	TD
Welker	41	378	9.2	47	0
DOLPHINS	41	378	9.2	47	0
OPPONENTS	49	367	7.5	28	0

KICKOFF RET.	NO.	YDS.	AVG.	LG	TD
Welker	48	1064	22.2	46	0
Bowens	2	21	10.5	11	0
Minor	2	17	8.5	17	0
DOLPHINS	52	1102	21.2	46	0
OPPONENTS	40	981	24.5	51	0

SCORING	Ru	Pa	Rt	PAT	FG	S	2	TP
Mare	0	0	0	22/22	26/36	0	0	100
Booker	0	6	0	0/0	0/0	0	2	40
Brown	5	0	0	0/0	0/0	0	0	30
Chambers	0	4	0	0/0	0/0	0	0	24
McMichael	0	3	0	0/0	0/0	0	0	18
Taylor	0	2	0	0/0	0/0	0	0	12
Culpepper	1	0	0	0/0	0/0	0	0	6
Hagan	0	1	0	0/0	0/0	0	0	6
Hill	0	0	1	0/0	0/0	0	0	6
Morris	1	0	0	0/0	0/0	0	0	6
Peelle	0	1	0	0/0	0/0	0	0	6
Welker	0	1	0	0/0	0/0	0	0	6
DOLPHINS ..	7	16	3	22/22	26/36	0	2	260
OPPONENTS ..	7	22	2	31/31	22/250	0	283	

FIELD GOALS	1-19	20-29	30-39	40-49	50+
Mare	0/0	10/10	6/8	9/12	1/6
DOLPHINS	0/0	10/10	6/8	9/12	1/6
OPPONENTS ..	1/1	3/3	12/12	5/7	1/2

TWO-POINT CONVERSIONS
Booker
DOLPHINS 2-4, OPPONENTS 0-0

SACKS
Taylor 13.5, Holliday 7, Carter 5.5, Bowens 5, Traylor 4, Roth 3.5, Thomas 3, Bell 2, Spragan 1.5, W. Allen 1, Crowder 1.

DOLPHINS 47.0, OPPONENTS 41.0

STARTERS
OFFENSE
WR – Chris Chambers (16)
LT – Damian McIntosh (11), L.J. Shelton (5)
LG – Jeno James (9), Kendyl Jacox (7)
C – Rex Hadnot (16)
RG – L.J. Shelton (11), Bennie Anderson (2), Damian McIntosh (2), Kendyl Jacox (1)
RT – Vernon Carey (16)
TE – Randy McMichael (16)
WR – Marty Booker (13), Wes Welker (1)
QB – Joey Harrington (11), Daunte Culpepper (4), Cleo Lemon (1)
RB – Ronnie Brown (12), Sammy Morris (4)
FB – Darian Barnes (6)
3rd WR – Wes Welker (1)
2nd TE – Justin Peelle (10), Jason Rader (1)

DEFENSE
LDE – Kevin Carter (16)
NT – Keith Traylor (14), Jeff Zgonina (2)
DT – Vonnie Holliday (16)
OE – Jason Taylor (16)
LLB – Channing Crowder (14)
MLB – Zach Thomas (16)
RLB – Donnie Spragan (9)
LCB – Will Allen (15), Travis Daniels (1)
RCB – André Goodman (13), Travis Daniels (3)
SS – Jeremiah Bell (10), Travares Tillman (6)
FS – Renaldo Hill (16)
5th DB – Travis Daniels (2), Michael Lehan (2), Jeremiah Bell (1), André Goodman (1), Travares Tillman (1)
6th DB – Eddie Jackson (2)

PASSING	ATT.	COMP.	YDS.	PCT.	TD	INT.	LG	SCK/LST	RATING
Harrington	388	223	2236	57.5	12	15	48	15/116	68.2
Culpepper	134	81	929	60.4	2	3	52	21/150	77.0
Lemon	68	38	412	55.9	2	1	38	5/24	77.6
Brown	1	0	0	0.0	0	0	0	0/0	39.6
DOLPHINS	591	342	3577	57.9	16	19	52	41/290	71.2
OPPONENTS	279	279	3275	56.1	22	8	87	47/268	84.4

2007 FINAL STATISTICS (1-15)

DATE OPPONENT SCORE W/L ATT.

9/9	at Washington	13-16(OT) L	90,163
9/16	DALLAS	20-37 L	71,615
9/23	at N.Y. Jets	28-31 L	77,197
9/30	OAKLAND	17-35 L	70,621
10/7	at Houston	19-22 L	70,156
10/14	at Cleveland	31-41 L	73,198
10/21	NEW ENGLAND	28-49 L	71,951
10/28	N.Y. GIANTS	10-13 L	81,176
11/11	BUFFALO	10-13 L	70,615
11/18	at Philadelphia	7-17 L	68,934
11/26	at Pittsburgh	0-3 L	57,704
12/2	N.Y. JETS	13-40 L	71,109
12/9	at Buffalo	17-38 L	71,018
12/16	BALTIMORE	22-16(OT) W	70,287
12/23	at New England	7-28 L	68,756
12/30	CINCINNATI	25-38 L	70,461

TEAM STATISTICS MIA. OPP.

TOTAL FIRST DOWNS	283	318
Rushing	107	129
Passing	162	165
Penalty	14	24
3rd Down: Made/Att	81/128	98/208
3rd Down Percentage	37.2	47.1
4th Down: Made/Att	13/22	6/10
4th Down Percentage	59.1	60.0
POSSESSION AVERAGE	29:05	30:55
TOTAL NET YARDS	4600	5475
Average Per Game	287.5	342.2
Total Plays	989	983
Average Per Play	4.7	5.6
NET YARDS RUSHING	1569	2456
Average Per Game	98.1	153.5
Total Rushes	389	544
NET YARDS PASSING	3031	3019
Avg Per Game	189.4	188.7
Sacked/Yards Lost	42/288	30/167
Gross Yards	3319	3186
Attempts/Completions	558/318	409/242
Completion Percentage	57.0	59.2
Had Intercepted	16	14
PUNTS/AVERAGE	77/43.2	62/43.3
NET PUNTING AVERAGE	77/36.6	62/37.3
PENALTIES/YARDS	91/732	73/604
FUMBLES/BALL LOST	25/13	20/8
TOUCHDOWNS	29	50
Rushing	14	18
Passing	12	28
Returns	3	4

Score By Quarters 1 2 3 4 OT Total

DOLPHINS	32	77	68	84	6	267
OPPONENTS	110	146	52	126	3	437

RUSHING NO. YDS. AVG. LG TD

Brown	119	602	5.1	60	4
Chatman	128	515	4.0	30	1
L. Booker	28	125	4.5	22	0
Gado	35	104	3.0	20t	3
Lemon	31	102	3.3	11	4
Cobb	15	47	3.1	12	1
Green	7	32	4.6	23	0
R. Williams	6	15	2.5	6	0
Beck	9	12	1.3	8	1
M. Booker	2	12	6.0	12	0
Mauia	4	5	1.3	3	0
Ginn, Jr.	4	3	0.8	7	0
Chambers	1	-5	-5.0	-5	0

DOLPHINS	389	1569	4.0	60	14
OPPONENTS	544	2456	4.5	59t	18

PASSING	ATT.	COMP.	YDS.	PCT.	TD	INT.	LG	SCK/LST	RATING
Lemon	309	173	1773	56.0	6	6	64t	25/166	71.0
Green	141	85	987	60.3	5	7	43	7/53	72.6
Beck	107	60	559	56.1	1	3	22t	10/69	62.0
M. Booker	1	0	0	0.0	0	0	0	0/0	39.6
DOLPHINS	558	318	3319	57.0	12	16	64t	42/288	69.6
OPPONENTS	409	242	3186	59.2	28	14	70t	30/167	92.4

RECEIVING NO. YDS. AVG. LG TD

M. Booker	50	556	11.1	26	1
Brown	39	389	10.0	43	1
Ginn, Jr.	34	420	12.4	54	2
Martin	34	303	8.9	28	2
Chambers	31	415	13.4	28	0
Hagan	29	373	12.9	22t	2
Peelle	29	228	7.9	35	2
L. Booker	28	237	8.5	22	0
Chatman	27	161	6.0	22	0
Camarillo	8	160	20.0	64t	2
Gado	4	47	11.8	35	0
Cobb	2	20	10.0	11	0
Mauia	2	5	2.5	5	0
Haltermann	1	7	7.0	7	0
Hadnot	0	-2	-2	-2	0

DOLPHINS	318	3319	10.4	64t	12
OPPONENTS	242	3186	13.2	70t	28

INTERCEPTIONS NO. YDS. AVG. LG TD

J. Allen	3	15	5.0	13	0
Goodman	2	23	11.5	18	0
Porter	2	19	9.5	14	0
Pope	2	0	0.0	0	0
Taylor	1	36	36.0	36t	1
Daniels	1	29	29.0	29	0
Hill	1	24	24.0	24	0
W. Allen	1	14	14.0	14	0
Lehan	1	0	0.0	0	0

DOLPHINS	14	160	11.4	36t	1
OPPONENTS	16	232	14.5	36	0

PUNTING NO. YDS. AVG. LG BK

Fields	77	3327	43.2	61	0
DOLPHINS	77	3327	43.2	61	0
OPPONENTS	62	2682	43.3	64	0

PUNT RET. NO. YDS. AVG. LG TD

Ginn, Jr.	24	230	9.6	87t	1
DOLPHINS	24	230	9.6	87t	1
OPPONENTS	39	387	9.9	49	0

KICKOFF RET. NO. YDS. AVG. LG TD

Ginn, Jr.	63	1433	22.7	52	0
Cobb	5	44	8.8	11	0
M. Booker	2	3	1.5	3	0
Chatman	2	31	15.5	21	0
Hagan	2	25	12.5	14	0
Fitita	1	0	0.0	0	0
Mauia	1	4	4.0	4	0
Mruczkowski	1	9	9.0	9	0
Peelle	1	0	0.0	0	0
Camarillo	0	3	-3	0	0
DOLPHINS	78	1552	19.9	52	0
OPPONENTS	50	1292	25.8	98t	2

SCORING Ru Pa Rt PAT FG S 2 TP

Feely	0	0	0	26/26	21/23	0	89
Brown	4	1	0	0/0	0/0	0	32
Lemon	4	0	0	0/0	0/0	0	14
Gado	3	0	0	0/0	0/0	0	18
Ginn, Jr.	0	2	1	0/0	0/0	0	18
Hagan	0	2	0	0/0	0/0	1	14
Camarillo	0	2	0	0/0	0/0	0	12
Martin	0	2	0	0/0	0/0	0	12
Peelle	0	2	0	0/0	0/0	0	12
Beck	1	0	0	0/0	0/0	0	6
M. Booker	0	1	0	0/0	0/0	0	6

Chatman	1	0	0	0/0	0/0	0	6
Cobb	1	0	0	0/0	0/0	0	6
Lehan	0	0	1	0/0	0/0	0	6
Taylor	0	0	1	0/0	0/0	0	6

DOLPHINS	14	12	326/26	21/230	2267
OPPONENTS	18	28	449/49	28/33	11437

FIELD GOALS 1-19 20-29 30-39 40-49 50+

Feely	0/0	7/7	6/6	7/9	1/1
DOLPHINS	0/0	7/7	6/6	7/9	1/1
OPPONENTS	1/1	10/11	7/7	6/9	4/5

TWO-POINT CONVERSIONS

Brown 1, Hagan 1.
DOLPHINS 2-2, OPPONENTS 1-1

SACKS

Taylor 11, Porter 5.5, Roth 3, W. Allen 2, Holliday 2, Moses 1.5, R. Wright 1.5, Lehan 1, Thomas 1, Traylor 1, Crowder 0.5
DOLPHINS 30.0, OPPONENTS 42.0

STARTERS

OFFENSE

WR - Marty Booker (15), Derek Hagan (1)
LT - Vernon Carey (16)
LG - Chris Liwski (14), Cory Lekkerkerker (2)
C - *Samson Satele (16)
RG - Rex Hadnot (16)
RT - L.J. Shelton (16)
TE - David Martin (15), Justin Peelle (1)
WR - *Ted Ginn, Jr. (8), Chris Chambers (5)
QB - Cleo Lemon (7), Trent Green (5), *John Beck (4)
RB - Ronnie Brown (7), Jesse Chatman (6), Samkon Gado (2), *Lorenzo Booker (1)
FB - *Reagan Mauia (9)
3rd WR - *Ted Ginn, Jr. (1)
2nd TE - Justin Peelle (9)

DEFENSE

LDE - Matt Roth (9), Vonnice Holliday (5), Joey Porter (2)
NT - Keith Traylor (14), *Quentin Moses (1), Steve Fitita (1)
DT - Vonnice Holliday (7), Rodrigue Wright (9)
DE - Jason Taylor (16)
LB - Channing Crowder (10), Donnie Spragan (3), Derrick Pope (1)
LB - Derrick Pope (8), Zach Thomas (5), Donnie Spragan (2), Joey Porter (1)
LB - Joey Porter (12)
CB - Will Allen (16)
CB - Michael Lehan (13), Travis Daniels (3)
S - Cameron Worrell (7), Lance Schulters (4), Donovan Darius (2), Jeremiah Bell (1), Travares Tillman (1), Travis Daniels (1)
S - Jason Allen (9), Renaldo Hill (7)
5th DB - André Goodman (4), Michael Lehan (1)
6th DB - Travis Daniels (1)

* Indicates Rookie

2008 FINAL STATISTICS (11-5)

DATE	OPPONENT	SCORE	W/L	ATT.
9/7	NEW YORK JETS	14-20	L	65,859
9/14	at Arizona	10-31	L	63,445
9/21	at New England	38-13	W	68,756
10/5	SAN DIEGO	17-10	W	65,063
10/12	at Houston	28-29	L	70,023
10/19	BALTIMORE	13-27	L	64,972
10/26	BUFFALO	25-16	W	65,011
11/2	at Denver	26-17	W	75,499
11/9	SEATTLE	21-19	W	64,862
11/16	OAKLAND	17-15	W	65,113
11/23	NEW ENGLAND	28-48	L	67,146
11/30	at St. Louis	16-12	W	61,046
12/7	Buffalo (Toronto)	16-3	W	52,134
12/14	SAN FRANCISCO	14-9	W	65,893
12/21	at Kansas City	38-31	W	73,689
12/28	at New York Jets	24-17	W	79,454

TEAM STATISTICS	MIA.	OPP.
TOTAL FIRST DOWNS	308	296
By Rushing	111	96
By Passing	184	173
By Penalty	13	27
Third Down: Made/Att.....	71/192	79/209
Third Down Efficiency	37.0	37.8
Fourth Down: Made/Att.....	10/15	11/19
Fourth Down Efficiency	66.7	57.9
POSSESSION AVERAGE	31.03	28.57
TOTAL NET YARDS	5529	5264
Average Per Game	345.6	329.0
Total Plays	965	979
Average Per Play	5.7	5.4
NET YARDS RUSHING	1897	1620
Average Per Game	118.6	101.3
Total Rushes	448	388
NET YARDS PASSING	3632	3644
Average Per Game	227.0	227.8
Sacked/Yards Lost.....	26/129	40/218
Gross Yards	3761	3862
Attempts/Completions	491/330	551/320
Completion Percentage	67.2	58.1
Had Intercepted	7	18
PUNTS/AVERAGE	74/43.9	61/46.7
NET PUNTING AVERAGE	35.5	39.7
PENALTIES/YARDS	81/669	86/615
FUMBLES/BALL LOST	18/6	27/12
TOUCHDOWNS	40	33
By Rushing	18	11
By Passing	20	18
By Returns	2	4

Score By Quarters	1	2	3	4	OT	Total
DOLPHINS	85	113	65	82	0	345
OPPONENTS	62	102	91	62	0	317

RUSHING	NO.	YDS.	AVG.	LG	TD
Brown	214	916	4.3	62t	10
Williams	160	659	4.1	51t	4
Cobbs	12	88	7.3	44	1
Polite	23	85	3.7	14	0
Ginn, Jr.	5	73	14.6	40t	2
Pennington ..	30	62	2.1	16	1
Bess	1	13	13.0	13	0
Camarillo	2	1	0.5	6	0
Fields	1	0	0.0	0	0

DOLPHINS	448	1897	4.2	62t	18
OPPONENTS	388	1620	4.2	33	11

RECEIVING	NO.	YDS.	AVG.	LG	TD
Ginn, Jr.	56	790	14.1	64	2
Camarillo	55	613	11.1	33	2

Bess	54	554	10.3	37	1
Fasano	34	454	13.4	24	7
Brown	33	254	7.7	39	0
Martin	31	450	14.5	61t	3
Williams	29	219	7.6	47	1
Cobbs	19	275	14.5	80t	2
Polite	6	24	4.0	9	0
Hagan	3	51	17.0	20	0
London	3	30	10.0	14	0
Willford	3	25	8.3	15	0
Haynos	2	22	11.0	19t	1
Cramer	2	3	1.5	2t	1
Satele	0	-3	-	-3	0
DOLPHINS	330	3761	11.4	80t	20
OPPONENTS	320	3862	12.1	79t	18

INTERCEPTIONS	NO.	YDS.	AVG.	LG	TD
Goodman	5	53	10.6	55	0
W. Allen	3	62	20.7	32t	1
Hill	3	34	11.3	17	0
Ayodele	2	29	14.5	17	0
Merling	1	25	25.0	25t	1
Starks	1	8	8.0	8	0
J. Allen	1	2	2.0	2	0
Culver	1	1	1.0	1	0
Jones	1	0	0.0	0	0
DOLPHINS	18	214	11.9	55	2
OPPONENTS	7	130	18.6	44t	2

PUNTING	NO.	YDS.	AVG.	LG	BK
Fields	74	3249	43.9	71	0
DOLPHINS ..	74	3249	43.9	71	0
OPPONENTS ..	61	2848	46.7	67	1

PUNT RET.	NO.	YDS.	AVG.	LG	TD
Bess	21	231	11.0	27	0
Ginn, Jr.	7	54	7.7	15	0
DOLPHINS	28	285	10.2	27	0
OPPONENTS	37	485	13.1	93t	2

KICKOFF RET.	NO.	YDS.	AVG.	LG	TD
Ginn, Jr.	32	657	20.5	41	0
Bess	14	311	22.2	32	0
Cobbs	8	189	23.6	60	0
London	2	28	14.0	17	0
Fasano	1	0	0.0	0	0
Jones	1	0	0.0	0	0
Ndukwe	1	14	14.0	14	0
Ryan	1	14	14.0	14	0
DOLPHINS	60	1213	20.2	60	0
OPPONENTS	68	1655	24.3	95	0

SCORING	Ru	Pa	Rt	PAT	FG	S	2	T	P
Carpenter	0	0	0	40/40	21/25	0	0	103	
Brown	10	0	0	0/0	0/0	0	0	60	
Fasano	0	7	0	0/0	0/0	0	0	42	
Williams ..	4	1	0	0/0	0/0	0	0	30	
Ginn	2	2	0	0/0	0/0	0	0	24	
Cobbs	1	2	0	0/0	0/0	0	0	18	
Martin	0	3	0	0/0	0/0	0	0	18	
Camarillo ..	0	2	0	0/0	0/0	0	0	12	
W. Allen ..	0	0	1	0/0	0/0	0	0	6	
Bess	0	1	0	0/0	0/0	0	0	6	
Cramer	0	1	0	0/0	0/0	0	0	6	
Haynos	0	1	0	0/0	0/0	0	0	6	
Merling	0	0	1	0/0	0/0	0	0	6	
Pennington ..	1	0	0	0/0	0/0	0	0	6	
Anderson ..	0	0	0	0/0	0/0	1	0	2	
DOLPHINS 18	20	2	40/40	21/251	0	345			
OPPONENTS11	18	4	28/28	29/321	0	317			

FIELD GOALS	1-19	20-29	30-39	40-49	50+
Carpenter	0/0	4/4	7/7	9/13	1/1
DOLPHINS	0/0	4/4	7/7	9/13	1/1
OPPONENTS ..	1/1	9/9	10/11	7/9	2/2

TWO-POINT CONVERSIONS
DOLPHINS 0/0, OPPONENTS 1/5

SACKS
Porter 17.5, Roth 5.0, Holliday 3.5, Jones 3.0, Starks 3.0, Anderson 2.5, Langford 2.0, Merling 1.0, W. Allen 1.0, Bell 1.0, Torbor 0.5

DOLPHINS 40.0, OPPONENTS 26.0

STARTERS
OFFENSE
WR – Ted Ginn, Jr. (13), Brandon London (1)
LT – *Jake Long (16)
LG – Justin Smiley (12), Andy Alleman (4)
C – Samson Satele (16)
RG – Ikechuku Ndukwe (15), Donald Thomas (1)
RT – Vernon Carey (16)
TE – Anthony Fasano (16)
WR – Greg Camarillo (11), *Davone Bess (5)
QB – Chad Pennington (16)
RB – Ronnie Brown (13), Ricky Williams (3)
FB – Lousaka Polite (5), Patrick Cobbs (2), Casey Cramer (2)
3rd WR – *Davone Bess (1)
2nd TE – David Martin (7)

DEFENSE
LE – *Kendall Langford (13), Randy Starks (1)
NT – Jason Ferguson (13), Charlie Anderson (1), *Phillip Merling (1), Randy Starks (1)
RT – Vonnie Holliday (1), Randy Starks (1)
RE – Vonnie Holliday (14), *Phillip Merling (1), Randy Starks (1)
SLB – Matt Roth (14), Quentin Moses (1)
ILB – Channing Crowder (13), Reggie Torbor (1)
ILB – Akin Ayodele (13)
WLB – Joey Porter (16)
LCB – Will Allen (16)
RCB – André Goodman (16)
FS – Chris Crocker (2), Renaldo Hill (14)
SS – Yeremiah Bell (16)
5th DB – Michael Lehan (2), Jason Allen (1), Renaldo Hill (1), Nate Jones (1)
6th DB – Jason Allen (1)

* Indicates Rookie

PASSING	ATT.	COMP.	YDS.	PCT.	TD	INT.	LG	SCK/LST	RATING
Pennington	476	321	3653	67.4	19	7	80t	24/121	97.4
Henne	12	7	67	58.3	0	0	19	0/0	74.0
Brown	3	2	41	66.7	1	0	19t	1/8	149.3
Williams	0	0	0	0	0	0	-	1/0	-
DOLPHINS	491	330	3761	67.2	20	7	80t	26/129	97.6
OPPONENTS	551	320	3862	58.1	18	18	79t	40/218	77.0

2009 FINAL STATISTICS (7-9)

DATE	OPPONENT	SCORE	W/L	ATT.
9/13	at Atlanta	7-19	L	67,606
9/21	INDIANAPOLIS	23-27	L	66,227
9/27	at San Diego	13-23	L	67,230
10/4	BUFFALO	38-10	W	65,523
10/12	NEW YORK JETS	31-27	W	69,767
10/25	NEW ORLEANS	34-46	L	66,689
11/1	at New York Jets	30-25	W	77,531
11/8	at New England	17-27	L	68,756
11/15	TAMPA BAY	25-23	W	66,085
11/19	at Carolina	24-17	W	73,475
11/29	at Buffalo	14-31	L	70,155
12/6	NEW ENGLAND	22-21	W	70,102
12/13	at Jacksonville	14-10	W	60,457
12/20	at Tennessee	24-27(OT)	L	69,143
12/27	HOUSTON	20-27	L	65,847
1/3/10	PITTSBURGH	24-30	L	70,102

TEAM STATISTICS	MIA.	OPP.
TOTAL FIRST DOWNS	333	297
Rushing	129	88
Passing	188	184
Penalty	16	25
3rd Down: Made/Att.	120/245	69/198
3rd Down Percentage	49.0	34.8
4th Down: Made/Att.	13/18	8/15
4th Down Percentage	72.2	53.3
POSSESSION AVERAGE	31:54	28:06
TOTAL NET YARDS	5401	5589
Average Per Game	337.6	349.3
Total Plays	1088	968
NET YARDS RUSHING	2231	1835
Avg. Per Game	139.4	114.7
Total Rushes	509	435
NET YARDS PASSING	3170	3754
Average Per Game	198.1	234.6
Sacked/Yards Lost	34/226	44/242
Gross Yards	3396	3996
Attempts/Completions	545/331	489/281
Completion Percentage	60.7	57.5
Had Intercepted	19	15
PUNTS/AVERAGE	75/46.3	67/44.1
NET PUNTING AVERAGE	75/39.8	67/38.4
PENALTIES/YARDS	78/640	73/589
FUMBLES/BALL LOST	27/10	17/6
TOUCHDOWNS	41	42
Rushing	22	16
Passing	15	23
Returns	4	3

Score By Quarters	1	2	3	4	OT	Total
DOLPHINS	57	106	81	116	0	360
OPPONENTS	68	101	78	140	3	390

RUSHING	NO.	YDS.	AVG.	LG	TD
R. Williams.....	241	1121	4.7	68t	11
Brown	147	648	4.4	45	8
Polite	37	123	3.3	13	0
Hilliard	23	89	3.9	18	1
White	21	81	3.9	33	0
Ginn, Jr.	7	48	6.9	22	0
Cobbs	6	36	6.0	19	0
Henne	16	32	2.0	12	1
Hartline	4	29	7.3	16t	1
Bess	2	11	5.5	11	0
Pennington ...	3	7	2.3	4	0
Sheets	1	5	5.0	5	0
Thigpen	1	1	1.0	1	0
DOLPHINS	509	2231	4.4	68t	22
OPPONENTS	435	1835	4.2	50	16

RECEIVING	NO.	YDS.	AVG.	LG	TD
Bess	76	758	10.0	34t	2
Camarillo	50	552	11.0	29	0
Ginn, Jr.	38	454	11.9	53t	1
R. Williams.....	35	264	7.5	59	2
Hartline	31	506	16.3	67	3
Fasano	31	339	10.9	27	2
Hilliard	20	158	7.9	18	2
Haynos	19	162	8.5	21	2
Brown	14	98	7.0	27	0
Polite	11	51	4.6	10	0
Sperry	3	31	10.3	13	1
Cobbs	3	23	7.7	10	0
DOLPHINS	331	3396	10.3	67	15
OPPONENTS	281	3996	14.2	81t	23

INTERCEPTIONS	NO.	YDS.	AVG.	LG	TD
V. Davis	4	64	16.0	26	1
Bell	3	48	16.0	29	0
W. Allen	2	27	13.5	21	0
N. Jones	2	0	0.0	0	0
Culver	1	23	23.0	23	0
Crowder	1	2	2.0	2	0
Taylor	1	0	0.0	0	0
Torbor	1	0	0.0	0	0
DOLPHINS	15	164	10.9	29	1
OPPONENTS	19	261	13.7	54t	3

PUNTING	NO.	YDS.	AVG.	LG	BK
Fields	75	3472	46.3	66	0
DOLPHINS ..	75	3472	46.3	66	0
OPPONENTS ..	67	2953	44.1	66	0

PUNT RET.	NO.	YDS.	AVG.	LG	TD
Bess	28	209	7.5	22	0
Ginn, Jr.	5	28	5.6	12	0
DOLPHINS	33	237	7.2	22	0
OPPONENTS ..	43	369	8.6	31	0

KICKOFF RET.	NO.	YDS.	AVG.	LG	TD
Ginn, Jr.	52	1296	24.9	101t	2
Cobbs	16	361	22.6	39	0
B. Hartline ...	3	36	12.0	18	0
Polite	2	24	12.0	12	0
Berger	1	13	13.0	13	0
Torbor	1	9	9.0	9	0
DOLPHINS	75	1739	23.2	101t	2
OPPONENTS ..	71	1557	21.9	87	0

SCORING	Ru	Pa	Rt	PAT	FG	S	2	TP
Carpenter	0	0	0	37/38	25/28	0	0	112
R. Williams	11	2	0	0/0	0/0	0	1	80
Brown	8	0	0	0/0	0/0	0	0	48
B. Hartline ...	1	3	0	0/0	0/0	0	0	24
Ginn, Jr.	0	1	2	0/0	0/0	0	0	18
Hilliard	1	2	0	0/0	0/0	0	0	18
Bess	0	2	0	0/0	0/0	0	0	12
Fasano	0	2	0	0/0	0/0	0	0	12
Haynos	0	2	0	0/0	0/0	0	0	12
V. Davis	0	0	1	0/0	0/0	0	0	6
Henne	1	0	0	0/0	0/0	0	0	6
Sperry	0	1	0	0/0	0/0	0	0	6
Taylor	0	0	1	0/0	0/0	0	0	6
DOLPHINS	22	15	4	37/38	25/28	0	1	360
OPPONENTS ..	16	23	3	35/37	33/39	0	2	390

FIELD GOALS	1-19	20-29	30-39	40-49	50+
Carpenter	0/0	9/9	7/8	8/9	1/2
DOLPHINS	0/0	9/9	7/8	8/9	1/2
OPPONENTS ..	0/0	11/11	7/8	9/14	6/6

TWO-POINT CONVERSIONS
R. Williams 1
DOLPHINS 1-3, OPPONENTS 2-5
SACKS
Porter 9.0, Starks 7.0, Taylor 7.0, Wake 5.5, Langford 2.5, Merling 2.5, Anderson 2.0, Bell 1.5, McDaniel 1.5, Crowder 1.0, N. Jones 1.0, Moses 1.0, Torbor 1.0, Wilson 1.0, Baker 0.5.
DOLPHINS 44.0, OPPONENTS 34.0

STARTERS
OFFENSE
WR – Ted Ginn, Jr. (12), *Brian Hartline (2)
LT – Jake Long (16)
LG – Justin Smiley (12), Nate Garner (4)
C – Jake Grove (10), Joe Berger (6)
RG – Donald Thomas (12), Nate Garner (4)
RT – Vernon Carey (16)
TE – Anthony Fasano (14), Joey Haynos (2)
WR – Greg Camarillo (16)
QB – Chad Henne (13), Chad Pennington (3)
CB – Ronnie Brown (9), Ricky Williams (7)
FB – Lousaka Polite (9)
3rd WR – Davone Bess (2)
2nd TE – Joey Haynos (6), Korry Sperry (1)

DEFENSE
LE – Kendall Langford (14), Cameron Wake (1)
NT – Jason Ferguson (9), Paul Soliai (4)
DT – Paul Soliai (1)
RE – Randy Starks (15)
SLB – Jason Taylor (16), Philip Merling (1)
ILB – Channing Crowder (13), Reggie Torbor (2)
ILB – Akin Ayodele (15)
LCB – Joey Porter (14), Charlie Anderson (1)
WLB – *Vontae Davis (9), Will Allen (6), Jason Allen (1)
RCB – *Sean Smith (16)
FS – Gibril Wilson (14), *Chris Clemons (2)
SS – Yerniah Bell (15)
5th DB – Nate Jones (5)
6th DB – Tyrone Culver (2)

* Indicates Rookie

PASSING	ATT.	COMP.	YDS.	PCT.	TD	INT.	LG	SCK/LST	RATING
Henne	451	274	2878	60.8	12	14	67	26/176	75.2
Pennington	74	51	413	68.9	1	2	21	6/32	76.0
Thigpen	8	4	83	50.0	1	2	34t	0/0	87.0
Brown	6	2	22	33.3	1	0	21	1/9	84.7
White	5	0	0	0.0	0	0	–	1/9	39.6
R. Williams	1	0	0	0.0	0	1	–	0/0	0.0
DOLPHINS	545	331	3396	60.7	15	19	67	34/226	73.3
OPPONENTS	489	281	3996	57.5	23	15	81t	44/242	86.9

2010 FINAL STATISTICS (7-9)

DATE	OPPONENT	SCORE	W/L	ATT.
9/12	at Buffalo	15-10	W	69,295
9/19	at Minnesota	14-10	W	63,846
9/26	NEW YORK JETS	23-31	L	70,481
10/4	NEW ENGLAND	14-41	L	69,090
10/17	at Green Bay	23-20	OT W	70,815
10/24	PITTSBURGH	22-23	L	69,867
10/31	at Cincinnati	22-14	W	63,179
11/7	at Baltimore	10-26	L	71,305
11/14	TENNESSEE	29-17	W	65,585
11/18	CHICAGO	0-16	L	68,752
11/28	at Oakland	33-17	W	48,946
12/5	CLEVELAND	10-13	L	65,942
12/12	at New York Jets	10-6	W	78,948
12/19	BUFFALO	14-17	L	65,511
12/26	DETROIT	27-34	L	66,731
1/2/11	at New England	7-38	L	68,756

TEAM STATISTICS	MIA.	OPP.
TOTAL FIRST DOWNS	264	300
Rushing	91	84
Passing	189	166
Penalty	20	14
3rd Down: Made/Att.	92/230	84/226
3rd Down Pct.	40.0	37.2
4th Down: Made/Att.	3/10	8/22
4th Down Pct.	30.0	36.4
POSSESSION AVERAGE	30:42	29:18
TOTAL NET YARDS	5170	4949
Average Per Game	323.1	309.3
Total Plays	1040	988
Average Per Play	5.0	5.0
NET YARDS RUSHING	1643	1601
Avg. Per Game	102.7	100.1
Total Rushes	445	447
NET YARDS PASSING	3527	3348
Avg. Per Game	220.4	209.3
Sacked/Yards Lost	38/228	39/225
Gross Yards	3755	3573
Att./Completions	557/335	502/288
Completion Pct.	60.1	57.4
Had Intercepted	21	11
PUNTS/AVERAGE	75/44.9	77/42.3
NET PUNTING AVG.	75/37.8	77/37.2
PENALTIES/YARDS	72/595	85/730
FUMBLES/BALL LOST	24/10	21/8
TOUCHDOWNS	26	36
Rushing	8	8
Passing	17	22
Returns	1	6

Score By Quarters	1	2	3	4	OT	Total
DOLPHINS	70	72	60	68	3	273
OPPONENTS	68	89	97	79	0	333
RUSHING	NO.	YDS.	AVG.	LG	TD	
R. Brown	200	734	3.7	51	5	
Williams	159	673	4.2	45t	2	
Thigpen	13	73	5.6	12	0	
Polite	26	62	2.4	4t	1	
Henne	35	52	1.5	10	0	
Hartline	2	27	13.5	30	0	
Moore	1	16	16.0	16	0	
Curtis	1	6	6.0	6	0	
Marshall	2	3	1.5	4	0	
Cobbs	4	0	0.0	4	0	
Bess	2	-3	-1.5	0	0	
DOLPHINS	445	1643	3.7	51	8	
OPPONENTS	447	1601	3.6	30	8	

RECEIVING	NO.	YDS.	AVG.	LG	TD
Marshall	86	1014	11.8	46	3
Bess	79	820	10.4	29	5
Hartline	43	615	14.3	54	1
Fasano	39	528	13.5	31	4
R. Brown	33	242	7.3	24	0
Williams	19	141	7.4	28t	1
Polite	12	61	5.1	14	0
Cobbs	8	91	11.4	29t	2
Moore	6	128	21.3	57t	1
Wallace	6	62	10.3	19	0
Shuler	2	44	22.0	28	0
Curtis	1	6	6.0	6	0
Hilliard	1	3	3.0	3	0
DOLPHINS	335	3755	11.2	57t	17
OPPONENTS	288	3573	12.4	86t	22

INTERCEPTIONS	NO.	YDS.	AVG.	LG	TD
Allen	3	17	5.7	17	0
Sapp	2	9	4.5	9	0
Bell	1	21	21.0	21	0
S. Smith	1	18	18.0	18	0
Carroll	1	1	1.0	1	0
Clemons	1	0	0.0	0	0
V. Davis	1	0	0.0	0	0
Jones	1	0	0.0	0	0
DOLPHINS	11	66	6.0	21	0
OPPONENTS	21	201	9.6	51t	2

PUNTING	NO.	YDS.	AVG.	LG	BK
Fields	73	3369	46.2	69	2
DOLPHINS ..	75	3369	44.9	69	2
OPPONENTS ..	77	3255	42.3	61	0

PUNT RET.	NO.	YDS.	AVG.	LG	TD
Bess	25	284	11.4	47	0
C. Smith	2	9	4.5	6	0
Amaya	1	0	0.0	0	0
DOLPHINS	28	293	10.5	47	0
OPPONENTS ..	43	454	10.6	94t	1

KICKOFF RET.	NO.	YDS.	AVG.	LG	TD
Carroll	27	655	24.3	46	0
Cobbs	23	448	19.5	40	0
C. Smith	3	52	17.3	19	0
Polite	2	10	5.0	10	0
Moore	1	34	34.0	34	0
Marshall	0	0	-	-	0
DOLPHINS	56	1199	21.4	46	0
OPPONENTS ..	53	1303	24.6	103t	2

SCORING	Ru	Pa	Rt	PAT	FG	S	2	T	TP
D. Carpenter 0	0	0	25/25	30/41	0	0	115		
Bess	0	5	0	0/0	0/0	0	30		
R. Brown ..	5	0	0	0/0	0/0	0	30		
Fasano	0	4	0	0/0	0/0	0	24		
Marshall ...	0	3	0	0/0	0/0	0	18		
Williams	2	1	0	0/0	0/0	0	18		
Cobbs	0	2	0	0/0	0/0	0	12		
Hartline	0	1	0	0/0	0/0	0	6		
Misi	0	0	1	0/0	0/0	0	6		
Moore	0	1	0	0/0	0/0	0	6		
Polite	1	0	0	0/0	0/0	0	6		
DOLPHINS 8	17	1	25/25	30/41	0	1	0	273	
OPPONENTS 8	22	6	36/36	27/31	0	0	333		

FIELD GOALS	1-9	10-19	20-29	30-39	40-49	50-59	60-69	70-79	80-89	90-99
Carpenter	1/1	9/9	5/5	11/18	4/8					
DOLPHINS	1/1	9/9	5/5	11/18	4/8					
OPPONENTS ..	1/1	11/11	8/9	5/6	2/4					

TWO-POINT CONVERSIONS
None
DOLPHINS 0-1, OPPONENTS 0-0
SACKS
Wake 14.0, Misi 4.5, Dansby 3.0, Langford 3.0, Starks 3.0, McDaniel 2.5, Soliai 2.0, Bell 1.5, Clemons 1.5, Dobbins 1.0, Jones 1.0, Moses 1.0, Team 1.0
DOLPHINS 39.0, OPPONENTS 38.0

STARTERS
OFFENSE
WR – Brandon Marshall (14), Davone Bess (2)
LT – Jake Long (16)
LG – Richie Incognito (15), Pat McQuistan (1)
C – Joe Berger (14), Richie Incognito (1), Cory Procter (1)
RG – *John Jerry (10), Pat McQuistan (6)
RT – Vernon Carey (12), Lydon Murtha (3), Pat McQuistan (1)
TE – Anthony Fasano (14), Lydon Murtha (1), *Mickey Shuler (1)
WR – Brian Hartline (11), Davone Bess (5)
QB – Chad Henne (14), Chad Pennington (1), Tyler Thigpen (1)
RB – Ronnie Brown (16)
FB – Lousaka Polite (11), Patrick Cobbs (1)
3rd WR – Davone Bess (1)
2nd TE – *Jeron Mastrud (2), *Mickey Shuler (1)

DEFENSE
LE – Kendall Langford (16)
NT – Paul Soliai (14), Tony McDaniel (1), Randy Starks (1)
RE – Randy Starks (15), *Jared Odrick (1)
SLB – *Koa Misi (11)
ILB – Channing Crowder (11), Tim Dobbins (3), Bobby Carpenter (2)
ILB – Karlous Dansby (13), Tim Dobbins (3)
WLB – Cameron Wake (16)
LCB – Vontae Davis (15), Benny Sapp (1)
RCB – Sean Smith (8), Jason Allen (7), *Nolan Carroll (1)
FS – Chris Clemons (14), *Reshad Jones (2)
SS – Yeremiah Bell (16)
5th DB – Benny Sapp (5)

* Indicates Rookie

PASSING	ATT.	COMP.	YDS.	PCT.	TD	INT.	LG	SCK/LST	RATING
Henne	490	301	3301	61.4	15	19	57t	30/178	75.4
Thigpen	62	33	435	53.2	2	2	35	8/50	73.0
R. Brown	2	0	0	0.0	0	0	00	0/0	39.6
Pennington	2	1	19	50.0	0	0	19	0/0	83.3
Marshall	1	0	0	0	0	0	00	0/0	39.6
DOLPHINS	557	335	3755	60.1	17	21	57t	38/228	74.8
OPPONENTS	502	288	3573	57.4	22	11	86t	39/225	85.0

2011 FINAL STATISTICS (6-10)

DATE	OPPONENT	SCORE	W/L	ATT.
9/12	NEW ENGLAND	24-38	L	66,860
9/18	HOUSTON	13-23	L	51,032
9/25	at Cleveland	16-17	L	66,651
10/2	at San Diego	16-26	L	63,002
10/17	at N.Y. Jets	6-24	L	78,912
10/23	DENVER	15-18 ^(OT)	L	63,800
10/30	at N.Y. Giants	17-20	L	79,302
11/6	at Kansas City	31-3	W	72,263
11/13	WASHINGTON	20-9	W	57,007
11/20	BUFFALO	35-8	W	57,531
11/24	at Dallas	19-20	L	87,418
12/4	OAKLAND	34-14	W	57,225
12/11	PHILADELPHIA	10-26	L	67,823
12/18	at Buffalo	30-23	W	60,988
12/24	at New England	24-27	L	68,756
1/11/12	N.Y. JETS	19-17	W	65,811

TEAM STATISTICS		MIA.	OPP.
TOTAL FIRST DOWNS	287	310	
Rushing	89	88	
Passing	166	198	
Penalty	32	24	
3rd Down: Made/Att.	69/207	74/219	
3rd Down Percentage	33.3	33.8	
4th Down: Made/Attempts ..	6/16	7/14	
4th Down Percentage	37.5	50.0	
POSSESSION AVERAGE	30:23	29:37	
TOTAL NET YARDS	5078	5522	
Average Per Game	317.4	345.1	
Total Plays	990	1043	
Average Per Play	5.1	5.3	
NET YARDS RUSHING	1987	1530	
Average Per Game	124.2	95.6	
Total Rushes	469	412	
NET YARDS PASSING	3091	3992	
Average Per Game	193.2	249.5	
Sacked/Yards Lost	52/334	41/241	
Gross Yards	3425	4233	
Attempts/Completions	469/280	590/350	
Completion Percentage	59.7	59.3	
Had Intercepted	13	16	
PUNTS/AVERAGE	78/48.8	95/45.4	
NET PUNTING AVG.	78/41.1	95/38.6	
PENALTIES/YARDS	85/779	112/975	
FUMBLES/BALL LOST	28/12	17/3	
TOUCHDOWNS	33	33	
Rushing	11	8	
Passing	20	24	
Returns	2	1	

Score By Quarters	1	2	3	4	OT	Total
DOLPHINS	84	86	91	68	0	329
OPPONENTS	53	87	50	120	3	313

RUSHING	NO.	YDS.	AVG.	LG	TD
Bush	216	1086	5.0	76t	6
Thomas	165	581	3.5	28	0
Henne	15	112	7.5	20	1
Slaton	17	64	3.8	28	1
Mat. Moore ..	32	65	2.0	16	2
Hilliard	16	41	2.6	4	1
Marshall	1	13	13.0	13	0
Bess	2	9	4.5	5	0
Hartline	1	9	9.0	9	0
Gates	1	4	4.0	4	0
L. Johnson	1	2	2.0	2	0
Losman	2	1	0.5	1	0

DOLPHINS	469	1987	4.2	76t	11
OPPONENTS	412	1530	3.7	24t	8

PASSING	ATT.	COMP.	YDS.	PCT.	TD	INT.	LG	SCK/LST	RATING
Mat. Moore	347	210	2497	60.5	16	9	65t	36/229	87.1
Henne	112	64	868	57.1	4	4	41	11/67	79.0
Losman	10	6	60	60.0	0	0	25	5/38	77.1
DOLPHINS	469	280	3425	59.7	20	13	65t	52/334	84.9
OPPONENTS	590	350	4233	59.3	24	16	99t	41/241	83.7

RECEIVING	NO.	YDS.	AVG.	LG	TD
Marshall	81	1214	15.0	65t	6
Bess	51	537	10.5	41	3
Bush	43	296	6.9	34	1
Hartline	35	549	15.7	41	1
Fasano	32	451	14.1	35t	5
Clay	16	233	14.6	46	3
Thomas	12	72	6.0	12	1
Hilliard	5	49	9.8	18	0
Slaton	2	-3	-1.5	-1	0
Gates	2	19	9.5	11	0
Mastrud	1	8	8.0	18	0
DOLPHINS	280	3425	12.2	65t	20
OPPONENTS	350	4233	12.1	99t	24

INTERCEPTIONS	NO.	YDS.	AVG.	LG	TD
Davis	4	60	15.0	28	0
Starks	2	21	10.5	18	0
Smith	2	7	3.5	17	0
Mitchell	1	55	55.0	55	0
Odrick	1	39	39.0	39	0
Burnett	1	34	34.0	34t	1
Bell	1	20	20.0	20	0
Dansby	1	14	14.0	14	0
Wilson	1	5	5.0	15	0
R. Jones	1	1	1.0	11	0
Carroll	1	0	0.0	10	0
DOLPHINS	16	256	16.0	55	1
OPPONENTS	13	224	17.2	100t	1

PUNTING	NO.	YDS.	AVG.	LG	BK
Fields	78	3810	48.8	70	0
DOLPHINS ..	78	3810	48.8	70	0
OPPONENTS ..	95	4313	45.4	69	2

PUNT RET.	NO.	YDS.	AVG.	LG	TD
Bess	37	442	11.9	25	0
Bush	6	52	8.7	16	0
Gates	3	32	10.7	17	0
DOLPHINS	46	526	11.4	25	0
OPPONENTS ..	47	463	9.9	45	0

KICKOFF RET.	NO.	YDS.	AVG.	LG	TD
Gates	34	843	24.8	77	0
Slaton	3	85	28.3	42	0
Bess	1	0	0.0	0	0
Hilliard	1	14	14.0	14	0
DOLPHINS	39	942	24.2	77	0
OPPONENTS ..	41	937	22.9	54	0

SCORING	Ru	Pa	Rt	PAI	FG	S	2	TP
Carpenter	0	0	26/26	29/34	0	0	113	
Bush	6	1	0	0/0	0/0	0	0	42
Marshall	0	6	0	0/0	0/0	0	0	36
Fasano	0	5	0	0/0	0/0	0	0	30
Bess	0	3	0	0/0	0/0	0	0	18
Clay	0	3	0	0/0	0/0	0	0	18
Graham	0	0	0	6/6	4/5	0	0	18
Hilliard	1	0	1	0/0	0/0	0	0	12
Mat. Moore ..	2	0	0	0/0	0/0	0	0	12
Burnett	0	0	1	0/0	0/0	0	0	6
Hartline	0	1	0	0/0	0/0	0	0	6
Henne	1	0	0	0/0	0/0	0	0	6
Slaton	1	0	0	0/0	0/0	0	0	6
Thomas	0	1	0	0/0	0/0	0	0	6
DOLPHINS 11	20	2	32/32	33/39	0	0	329	
OPPONENTS 8	24	1	31/31	26/33	2	1	313	

FIELD GOALS	1-19	20-29	30-39	40-49	50+
Carpenter	0/0	10/11	6/7	11/12	2/4
Graham	0/0	4/4	0/0	0/1	0/0

DOLPHINS	1/1	9/9	5/5	11/18	4/8
OPPONENTS ..	1/0	11/11	8/9	5/6	2/4

TWO-POINT CONVERSIONS

None	
DOLPHINS 0-1, OPPONENTS 1-2	

SACKS

Wake 8.5, Taylor 7, Odrick 6, Starks 4.5, Burnett 2.5, McDaniel 2.5, Bell 2, Dansby 2, R. Jones 2, Culver 1, Davis 1, Misi 1, Mitchell 1.	
DOLPHINS 41.0, OPPONENTS 52.0	

STARTERS

OFFENSE

WR – Brandon Marshall (16)	
LT – Jake Long (14), John Jerry (2)	
LG – Richie Incognito (15), Nate Garner (1)	
C – *Mike Pouncey (16)	
RG – Vernon Carey (15), John Jerry (1)	
RT – Mark Colombo (16)	
TE – Anthony Fasano (15), *Will Yeatman (1)	
WR – Brian Hartline (11), Bess (4)	
QB – Matt Moore (12), Chad Henne (4)	
RB – Reggie Bush (15), Daniel Thomas (1)	
FB – Charles Clay (8), Lex Hilliard (4), Daniel Thomas (1)	
2nd TE – Jeron Mastrud (3), *Will Yeatman (1)	

DEFENSE

LE – Kendall Langford (12), Jared Odrick (3), Philip Merling (1)	
NT – Paul Soliai (12), Jared Odrick (3), Tony McDaniel (1)	
RE – Randy Starks (15), Jared Odrick (1)	
SLB – Koa Misi (9), Cameron Wake (2), Jason Taylor (2)	
ILB – Kevin Burnett (16)	
ILB – Karlos Dansby (16)	
WLB – Cameron Wake (12)	
LCB – Vontae Davis (12), Nolan Carroll (3), *Jimmy Wilson (1)	
RCB – Sean Smith (16)	
FS – Reshad Jones (12), Tyrone Culver (4)	
SS – Yeremiah Bell (16)	
5th DB – Will Allen (6), Benny Sapp (1)	

* Indicates Rookie

2012 FINAL STATISTICS (7-9)

DATE	OPPONENT	SCORE	W/L	ATT.
9/9	at Houston	10-30	L	71,566
9/16	OAKLAND	35-13	W	54,245
9/23	NEW YORK JETS	20-23(OT)	L	60,102
9/30	at Arizona	21-24(OT)	L	60,183
10/7	at Cincinnati	17-13	W	61,162
10/14	ST. LOUIS	17-14	W	52,983
10/28	at New York Jets	30-9	W	79,088
11/4	at Indianapolis	20-23	L	66,479
11/11	TENNESSEE	3-37	L	60,165
11/15	at Buffalo	14-19	L	69,118
11/25	SEATTLE	24-21	W	51,295
12/2	NEW ENGLAND	16-23	L	72,114
12/9	at San Francisco	13-27	L	69,732
12/16	JACKSONVILLE	24-3	W	53,667
12/23	BUFFALO	24-10	W	54,462
12/30	at New England	0-28	L	68,756

TEAM STATISTICS	MIA.	OPP.
TOTAL FIRST DOWNS	288	320
Rushing	93	79
Passing	158	215
Penalty	37	26
3rd Down: Made/Att.	78/207	87/238
3rd Down Percentage	37.7	36.6
4th Down: Made/Att.	5/15	12/17
4th Down Percentage	33.3	70.6
POSSESSION AVERAGE	28:32	31:28
TOTAL NET YARDS	4984	5708
Average Per Game	311.5	356.8
Total Plays	981	1073
Average Per Play	5.1	5.3
NET YARDS RUSHING	1802	1734
Average Per Game	112.6	108.4
Total Rushes	440	431
NET YARDS PASSING	3182	3974
Average Per Game	198.9	248.4
Sacked/Yards Lost	37/243	42/242
Gross Yards	3425	4216
Attempts/Completions	504/293	600/353
Completion Percentage	58.1	58.8
Had Intercepted	13	10
PUNTS/AVERAGE	76/49.7	86/44.4
NET PUNTING AVERAGE	76/40.7	86/39.4
PENALTIES/YARDS	82/724	121/1045
FUMBLES/BALL LOST	25/13	23/6
TOUCHDOWNS	31	32
Rushing	15	10
Passing	13	18
Returns	3	4

Score By Quarters	1	2	3	4	OT	Total
DOLPHINS	50	91	71	76	0	288
OPPONENTS	70	92	48	101	6	317

RUSHING	NO.	YDS.	AVG.	LG	TD
Bush	227	986	4.3	65t	6
Thomas	91	325	3.6	20	4
L. Miller	51	250	4.9	28	1
Tannehill	49	211	4.3	31	2
Lane	13	13	1.0	4	2
Mar. Moore	1	9	9.0	9	0
Thigpen	1	8	8.0	8	0
Clemons	1	3	3.0	3	0
Fields	1	0	0.0	0	0
Mat. Moore	5	-3	-0.6	1	0
DOLPHINS	440	1802	4.1	65t	15
OPPONENTS	431	1734	4.0	62	10

RECEIVING	NO.	YDS.	AVG.	LG	TD
Hartline	74	1083	14.6	80t	1
Bess	61	778	12.8	39	1
Fasano	41	332	8.1	22	5
Bush	35	292	8.3	25	2
Clay	18	212	11.8	31t	2
Thomas	15	156	10.4	30	0
Matthews	11	151	13.7	30	0
Lane	11	79	7.2	24	1
Mar. Moore	6	116	19.3	37	1
Binns	6	67	11.2	21	0
L. Miller	6	45	7.5	12	0
Gaffney	4	68	17.0	30	0
Armstrong	3	12	4.0	9	0
Naanee	1	19	19.0	19	0
Thigpen	1	15	15.0	15	0
DOLPHINS	293	3425	11.7	80t	13
OPPONENTS	353	4216	11.9	86	18

INTERCEPTIONS	NO.	YDS.	AVG.	LG	TD
R. Jones	4	28	7.0	15	0
Smith	2	31	15.5	31	0
Clemons	2	29	14.5	29	0
Marshall	1	7	7.0	7	0
Starks	1	4	4.0	4	0
DOLPHINS	10	99	9.9	31	0
OPPONENTS	13	198	15.2	49t	2

PUNTING	NO.	YDS.	AVG.	LG	BK
Fields	74	3715	50.2	67	0
Carpenter	1	29	29.0	29	0
Kaeding	1	35	35.0	35	0
DOLPHINS ..	76	3779	49.7	67	0
OPPONENTS ..	86	3815	44.4	71	1

PUNT RET.	NO.	YDS.	AVG.	LG	TD
Thigpen	26	316	12.2	72t	1
Bess	4	30	7.5	11	0
R. Jones	1	0	0.0	0	0
DOLPHINS	31	346	11.2	72t	1
OPPONENTS	43	484	11.3	79t	1

KICKOFF RET.	NO.	YDS.	AVG.	LG	TD
Thigpen	38	1040	27.4	96t	1
Lane	2	42	21.0	24	0
DOLPHINS	40	1082	27.1	96t	1
OPPONENTS	35	868	24.8	98t	1

SCORING	Ru	Pa	Rt	PAT	FG	S	2	TP
Carpenter	0	0	0	26/26	22/27	0	0	92
Bush	6	2	0	0/0	0/0	0	0	48
Fasano	0	5	0	0/0	0/0	0	1	32
Thomas	4	0	0	0/0	0/0	0	0	24
Lane	2	1	0	0/0	0/0	0	1	20
Clay	0	2	0	0/0	0/0	0	0	12
Tannehill	2	0	0	0/0	0/0	0	0	12
Thigpen	0	2	0	0/0	0/0	0	0	12
Bess	0	1	0	0/0	0/0	0	0	6
Hartline	0	1	0	0/0	0/0	0	0	6
Kaeding	0	0	0	3/3	1/3	0	0	6
L. Miller	1	0	0	0/0	0/0	0	0	6
Mar. Moore ..	0	1	0	0/0	0/0	0	0	6
Vernon	0	0	1	0/0	0/0	0	0	6
DOLPHINS 15	13	3	29/29	23/300	2288			
OPPONENTS10	18	4	30/30	31/400	1317			

FIELD GOALS	1-19	20-29	30-39	40-49	50+
Carpenter	0/0	3/3	9/9	8/10	2/5
Kaeding	0/0	0/0	0/0	1/3	0/0
DOLPHINS	0/0	3/3	9/9	9/13	2/5
OPPONENTS ..	2/2	6/6	13/15	9/12	1/5

TWO-POINT CONVERSIONS
Fasano 1, Lane 1.
DOLPHINS 2-2, OPPONENTS 1-2
SACKS
Wake 15, Odrick 5, Starks 4.5, Misi 3.5, Vernon 3.5, Burnett 2.5, Wilson 2, Soliai 1.5, Carroll 1, Dansby 1, R. Jones 1, McCann 1, McDaniel 0.5.
DOLPHINS 42.0, OPPONENTS 37.0

STARTERS
OFFENSE
WR – Brian Hartline (15), Legadu Naanee (1)
LT – Jake Long (12), *Jonathan Martin (4)
LG – Richie Incognito (16)
C – Mike Pouncey (16)
RG – John Jerry (16)
RT – *Jonathan Martin (12), Nate Garner (4)
TE – Anthony Fasano (16)
WR – Davone Bess (13), Marlon Moore (2), *Richard Matthews (1)
QB – *Ryan Tannehill (16)
RB – Reggie Bush (16)
FB – Charles Clay (9), Javorskie Lane (5), *Lamar Miller (1)
2nd TE – Jeron Mastrud (1)

DEFENSE
LE – Jared Odrick (12), Randy Starks (4)
DT – Randy Starks (12), Paul Soliai (4)
DT – Paul Soliai (12), Cameron Wake (4)
RE – Cameron Wake (12)
LOLB – Kevin Burnett (16)
ILB – Karlos Dansby (16)
ROLB – Koa Misi (14), Jason Trusnik (2)
LCB – Sean Smith (16)
RCB – Nolan Carroll (10), Richard Marshall (4), Dimitri Patterson (2)
SS – Chris Clemons (16)
FS – Reshad Jones (16)
5th DB – Jimmy Wilson (4)

* Indicates Rookie

PASSING	ATT.	COMP.	YDS.	PCT.	TD	INT.	LG	SCK/LST	RATING
Tannehill	484	282	3294	58.3	12	13	80t	35/234	76.1
Mat. Moore	19	11	131	57.9	1	0	37	2/9	96.6
Fields	1	0	0	0.0	0	0	0	0/0	39.6
DOLPHINS	504	293	3425	58.1	13	13	80t	37/243	76.7
OPPONENTS	600	353	4216	58.8	18	10	66	42/242	83.4

2013 FINAL STATISTICS (8-8)

DATE	OPPONENT	SCORE	W/L	ATT.
9/8	at Cleveland	23-10	W	71,513
9/15	at Indianapolis	24-20	W	65,406
9/22	ATLANTA	27-23	W	70,660
9/30	at New Orleans	17-38	L	73,118
10/6	BALTIMORE	23-26	L	68,342
10/20	BUFFALO	21-23	L	60,592
10/27	at New England	17-27	L	68,756
10/31	CINCINNATI	22-20(OT)	W	52,388
11/11	at Tampa Bay	19-22	L	64,448
11/17	SAN DIEGO	20-16	W	60,256
11/24	CAROLINA	16-20	L	60,156
12/1	at N.Y. Jets	23-3	W	76,957
12/8	at Pittsburgh	34-28	W	52,489
12/15	NEW ENGLAND	24-20	W	71,863
12/22	at Buffalo	0-19	L	54,305
12/29	N.Y. JETS	7-20	L	70,296

TEAM STATISTICS	MIA.	OPP.
TOTAL FIRST DOWNS	278	327
Rushing	61	114
Passing	205	192
Penalty	12	21
Third Down: Made/Att.	76/217	91/238
Third Down Percentage ..	35.0	38.2
Fourth Down: Made/Atts ..	3/12	8/15
Fourth Down Percentage ..	25.0	53.3
POSSESSION AVG.	28:27	31:33
TOTAL NET YARDS	5007	5750
Average Per Game	312.9	359.4
Total Plays	1001	1106
Average Per Play	5.0	5.2
NET YARDS RUSHING	1440	1998
Average Per Game	90.0	124.9
Total Rushes	349	484
NET YARDS PASSING	3567	3752
Average Per Game	222.9	234.5
Sacked/Yards Lost	58/399	42/272
Gross Yards	3966	4024
Attempts/Completions	594/357	580/344
Completion Percentage ..	60.1	59.3
Had Intercepted	19	18
PUNTS/AVERAGE	85/48.8	78/43.7
NET PUNTING AVG.	85/42.4	78/38.7
PENALTIES/YARDS	70/598	95/748
FUMBLES/BALL LOST	16/7	14/6
TOUCHDOWNS	34	33
Rushing	8	14
Passing	24	17
Returns	2	2

Score By Quarters	1	2	3	4	OT	Total
DOLPHINS	43	117	88	67	2	317
OPPONENTS	67	92	88	88	0	335

RUSHING	NO.	YDS.	AVG.	LG	TD
Miller	177	709	4.0	49	2
Dan. Thomas..	109	406	3.7	55	4
Tannehill	40	238	6.0	48	1
Wallace	3	33	11.0	13	0
Gillieslee	6	21	3.5	6	0
Thigpen	6	18	3.0	9	0
Clay	7	15	2.1	13	1
Fields	1	0	0.0	0	0

DOLPHINS	349	1440	4.1	55	8
OPPONENTS ..	484	1998	4.1	51	14

RECEIVING	NO.	YDS.	AVG.	LG	TD
Hartline	76	1016	13.4	50	4
Wallace	73	930	12.7	57	5

Clay	69	759	11.0	67	6
Matthews	41	448	10.9	29	2
Gibson	30	326	10.9	46	3
L. Miller	26	170	6.5	22	0
Dan. Thomas..	15	63	4.2	16	2
Thigpen	8	97	12.1	50	1
Egnew	7	69	9.9	14	0
Mar. Moore	6	56	9.3	13	0
Sims	6	32	5.3	8	1

DOLPHINS	357	3966	11.1	67	24
OPPONENTS ..	344	4024	11.7	67	17

INTERCEPTIONS	NO.	YDS.	AVG.	LG	TD
Grimes	4	102	25.5	94t	1
Patterson	4	7	1.8	3	0
Carroll	3	24	8.0	24	0
Ellerbe	2	25	12.5	16	0
Wilson	2	21	10.5	23	0
R. Jones	1	25	25.0	25t	1
Clemons	1	0	0.0	0	0
M. Thomas	1	0	0.0	0	0

DOLPHINS	18	204	11.3	94t	2
OPPONENTS ..	19	165	8.7	29	2

PUNTING	NO.	YDS.	AVG.	LG	BK
Fields	85	4150	48.8	74	0
DOLPHINS ..	85	4150	48.8	74	0
OPPONENTS ..	78	3406	43.7	72	1

PUNT RET.	NO.	YDS.	AVG.	LG	TD
Thigpen	34	264	7.8	34	0
DOLPHINS	34	264	7.8	34	0
OPPONENTS ..	42	407	9.7	52	0

KICKOFF RET.	NO.	YDS.	AVG.	LG	TD
Thigpen	39	878	22.5	50	0
Clay	2	23	11.5	15	0
Spitler	1	0	0.0	0	0
DOLPHINS	42	901	21.5	50	0
OPPONENTS ..	36	826	22.9	47	0

SCORING	Ru	Pa	Rt	PAT	FG	S	2	TP
Sturgis	0	0	0	33/33	26/34	0	0	111
Clay	1	6	0	0/0	0/0	0	0	42
Dan. Thomas..	4	2	0	0/0	0/0	0	0	36
Wallace	0	5	0	0/0	0/0	0	0	30
Hartline	0	4	0	0/0	0/0	0	0	24
Gibson	0	3	0	0/0	0/0	0	0	18
Matthews	0	2	0	0/0	0/0	0	0	12
L. Miller	2	0	0	0/0	0/0	0	0	12
Grimes	0	0	1	0/0	0/0	0	0	6
R. Jones	0	0	1	0/0	0/0	0	0	6
Sims	0	1	0	0/0	0/0	0	0	6
Tannehill ..	1	0	0	0/0	0/0	0	0	6
Thigpen	0	1	0	0/0	0/0	0	0	6
Wake	0	0	0	0/0	0/0	1	0	2

DOLPHINS 8 24	2 33/33	26/34	1 03/17
OPPONENTS14 17	2 33/33	34/40	1 03/35

FIELD GOALS	1-19	20-29	30-39	40-49	50+
Sturgis	1/1	4/4	10/12	8/10	3/7
DOLPHINS	1/1	4/4	10/12	8/10	3/7
OPPONENTS ..	0/0	14/14	10/13	5/7	5/6

TWO-POINT CONVERSIONS
DOLPHINS 0-1, OPPONENTS 0-0

SACKS
Vernon 11.5, Wake 8.5, Odrick 4.5, Starks 4,

Shelby 2.5, Carroll 2, Jordan 2, Misi 2, R. Jones 1.5, Ellerbe 1, Patterson 1, Soliai 1, Wheeler 0.5.

DOLPHINS 42.0, OPPONENTS 58.0

STARTERS
OFFENSE
WR – Brian Hartline (15)
LT – Bryant McKinnie (10), Jonathan Martin (6)
LG – Richie Incognito (8), Sam Brenner (4), Nate Garner (4)
C – Mike Pouncey (14), Nate Garner (2)
RG – John Jerry (16)
RT – Tyson Clabo (15), Jonathon Martin (1)
TE – Charles Clay (15), Dion Sims (1)
WR – Mike Wallace (16)
QB – Ryan Tannehill (16)
RB – Lamar Miller (15), Daniel Thomas (1)
WR – Rishard Matthews (5), Brandon Gibson (3)
2nd TE – Michael Egnew (5), Dion Sims (3)
3rd TE – Dion Sims (1)

DEFENSE
LE – Cameron Wake (15), Derrick Shelby (1)
DT – Randy Starks (13), Jared Odrick (3)
DT – Paul Soliai (15), Randy Starks (1)
RE – Olivier Vernon (15), Jared Odrick (1)
LOLB – Philip Wheeler (16)
ILB – Dannell Ellerbe (15), Jason Trusnik (1)
ROLB – Koa Misi (12), Jason Trusnik (1)
CB – Brent Grimes (16)
CB – Nolan Carroll (12), Dimitri Patterson (4)
SS – Chris Clemons (16)
FS – Reshad Jones (16)
5th DB – Jimmy Wilson (3)

* Indicates Rookie

PASSING	ATT.	COMP.	YDS.	PCT.	TD	INT.	LG	SCK/LST	RATING
Tannehill	588	355	3913	60.4	24	17	67	58/399	81.7
Mat. Moore	6	2	53	33.3	0	2	50	0/0	27.1
DOLPHINS	594	357	3966	60.1	24	19	67	58/399	80.1
OPPONENTS	580	344	4024	59.3	17	18	67	42/272	77.3

2014 FINAL STATISTICS (8-8)

DATE	OPPONENT	SCORE	W/L	ATT.
9/7	NEW ENGLAND	33-20	W	70,630
9/14	at Buffalo	10-29	L	69,954
9/21	KANSAS CITY	15-34	L	70,313
9/28	at Oakland	38-14	W	83,436
10/12	GREEN BAY	24-27	L	70,875
10/19	at Chicago	27-14	W	62,413
10/26	at Jacksonville	27-13	W	65,633
11/02	SAN DIEGO	37-0	W	70,222
11/09	at Detroit	16-20	L	63,179
11/13	BUFFALO	22-9	W	71,573
11/23	at Denver	36-39	L	76,987
12/01	at New York Jets	16-13	W	78,160
12/07	BALTIMORE	13-28	L	70,244
12/14	at New England	13-41	L	68,756
12/21	MINNESOTA	37-35	W	66,203
12/28	NEW YORK JETS	24-37	L	70,220

TEAM STATISTICS	MIA.	OPP.
TOTAL FIRST DOWNS	361	309
Rushing	99	99
Passing	226	194
Penalty	36	16
Third Down: Made/Att.	80/200	98/223
Third Down Percentage	40.0	43.9
Fourth Down: Made/Atts	7/19	13/22
Fourth Down Percentage	36.8	59.1
POSSESSION AVG.	30:08	29:52
TOTAL NET YARDS	5601	5494
Average Per Game	350.1	343.4
Total Plays	1040	1029
Average Per Play	5.4	5.3
NET YARDS RUSHING	1872	1937
Average Per Game	117.0	121.1
Total Rushes	399	453
NET YARDS PASSING	3729	3557
Average Per Game	233.1	222.3
Sacked/Yards Lost	46/337	39/211
Gross Yards	4066	3768
Attempts/Completions	595/394	537/338
Completion Percentage	66.2	62.9
Had Intercepted	12	14
PUNTS/AVERAGE	59/45.6	61/42.5
NET PUNTING AVG.	59/38.6	61/38.2
PENALTIES/YARDS	81/635	105/920
FUMBLES/BALL LOST	27/11	19/11
TOUCHDOWNS	42	42
Rushing	12	13
Passing	27	27
Returns	3	2

Score By Quarters	1	2	3	4	OT	Total
DOLPHINS	53	108	137	90	0	388
OPPONENTS	74	84	85	130	0	373

RUSHING	NO.	YDS.	AVG.	LG	TD
Miller	216	1099	5.1	97t	8
Tannehill	56	311	5.6	40	1
Dan. Thomas..	44	168	3.8	15	2
Moreno	31	148	4.8	15	1
Damie. Williams	36	122	3.4	19	0
M. Wallace	4	16	4.0	12	0
L. James	3	9	3.0	5	0
Matthews	1	3	3.0	3	0
Daruka	4	2	0.5	7	0
Moore	2	-2	-1.0	-1	0
Landry	2	-4	-2.0	4	0
DOLPHINS	399	1872	4.7	97t	12
OPPONENTS	453	1937	4.3	47	13

RECEIVING	NO.	YDS.	AVG.	LG	TD
Landry	84	758	9.0	25	5
M. Wallace	67	862	12.9	50	10
Clay	58	605	10.4	41	3
Hartline	39	474	12.2	35	2
Miller	38	275	7.2	20	1
Gibson	29	295	10.2	40	1
Sims	24	284	11.8	38	2
Damie. Williams	21	187	8.9	32	1
Dan. Thomas..	13	121	9.3	25	0
Matthews	12	135	11.3	23	2
Daruka	3	31	10.3	17	0
Hoskins	3	21	7.0	14	0
Damia. Williams	1	14	14.0	14	0
Moreno	1	8	8.0	8	0
Tannehill	1	-4	-4.0	0	0
DOLPHINS	394	4066	10.3	50	27
OPPONENTS	338	3768	11.1	74t	27

INTERCEPTIONS	NO.	YDS.	AVG.	LG	TD
Grimes	5	80	16.0	32	1
R. Jones	3	62	20.7	50	0
Delmas	1	81	81.0	81t	1
Aikens	1	43	43.0	43	0
J. Wilson	1	31	31.0	31	0
Shelby	1	2	2.0	2	0
Stanford	1	0	0.0	0	0
Trusnik	1	0	0.0	0	0
DOLPHINS	14	299	21.4	81t	2
OPPONENTS	12	252	21.0	70	0

PUNTING	NO.	YDS.	AVG.	LG	BK
Fields	58	2688	46.3	60	1
DOLPHINS ..	59	2688	45.6	60	1
OPPONENTS	61	2593	42.5	64	3

PUNT RET.	NO.	YDS.	AVG.	LG	TD
Landry	25	204	8.2	32	0
DOLPHINS	25	204	8.2	32	0
OPPONENTS	36	349	9.7	47	0

KICKOFF RET.	NO.	YDS.	AVG.	LG	TD
Landry	34	954	28.1	74	0
Damie. Williams	5	102	20.4	26	0
Fede	1	13	13.0	13	0
Garner	1	13	13.0	13	0
DOLPHINS	41	1082	26.4	74	0
OPPONENTS	46	1237	26.9	102t	1

SCORING	Ru	Pa	Rt	PAT	FG	S	2	TP
Sturgis	0	0	0	41/41	29/37	0	0	128
M. Wallace	0	10	0	0/0	0/0	0	0	60
Miller	8	1	0	0/0	0/0	0	0	54
Landry	0	5	0	0/0	0/0	0	0	30
Clay	0	3	0	0/0	0/0	0	0	18
D. Thomas	2	0	0	0/0	0/0	0	1	14
Hartline	0	2	0	0/0	0/0	0	0	12
Matthews	0	2	0	0/0	0/0	0	0	12
Sims	0	2	0	0/0	0/0	0	0	12
Delmas	0	0	1	0/0	0/0	0	0	6
Finnegan	0	0	1	0/0	0/0	0	0	6
Gibson	0	1	0	0/0	0/0	0	0	6
Grimes	0	0	1	0/0	0/0	0	0	6
Moreno	1	0	0	0/0	0/0	0	0	6
Tannehill	1	0	0	0/0	0/0	0	0	6
Damie. Williams	1	0	0	0/0	0/0	0	0	6
Fede	0	0	0	0/0	0/0	1	0	2
DOLPHINS	12	27	3	41/41	29/37	3	1	388
OPPONENTS	13	27	2	39/39	26/34	0	2	373

FIELD GOALS	1-19	20-29	30-39	40-49	50+
Sturgis	1/1	12/12	7/8	6/10	3/6
DOLPHINS	1/1	12/12	7/8	6/10	3/6
OPPONENTS ..	1/1	6/6	11/13	7/13	1/1

TWO-POINT CONVERSIONS
Dan. Thomas 1.

DOLPHINS 1-1, OPPONENTS 2-3
SACKS
Wake 11.5, Vernon 6.5, Starks 4.5, Jenkins 3.5, Shelby 3, Mitchell 2, Delmas 1, Fede 1, Freeny 1, R. Jones 1, Jordan 1, McCain 1, Misi 1, Odrick 1.

DOLPHINS 39.0, OPPONENTS 46.0

STARTERS
OFFENSE
WR – Brian Hartline (16)
LT – Brandon Albert (9), *Ja'Wuan James (7)
LG – Daryn Colledge (13), Dallas Thomas (2), Shelley Smith (1)
C – Samson Satele (16)
RG – Mike Pouncey (12), Shelley Smith (2), Dallas Thomas (2)
RT – *Ja'Wuan James (9), Dallas Thomas (5), Jason Fox (2)
TE – Charles Clay (14), Dion Sims (1)
WR – Mike Wallace (16)
QB – Ryan Tannehill (16)
RB – Lamar Miller (16)
WR – Jarvis Landry (11), Brandon Gibson (4)
WR – Brandon Gibson (1)
2nd TE – Dion Sims (1)

DEFENSE
LE – Cameron Wake (16)
DT – Randy Starks (15), Earl Mitchell (2)
DT – Jared Odrick (16), Earl Mitchell (2)
RE – Olivier Vernon (16)
LB – Philip Wheeler (4), Jason Trusnik (1), Dion Jordan (1)
LB – Koa Misi (11), Jason Trusnik (4), Kelvin Sheppard (1)
LB – Jelani Jenkins (14), Dannel Ellerbe (1), Jason Trusnik (1)
CB – Brent Grimes (16)
CB – Cortland Finnegan (12), Jamar Taylor (2), R.J. Stanford (1), Jimmy Wilson (1)
S – Louis Delmas (12), Jimmy Wilson (3), Michael Thomas (1)
S – Reshad Jones (12), Jimmy Wilson (4)
5th DB – Jimmy Wilson (5), Jamar Taylor (1), Michael Thomas (1)

* Indicates Rookie

PASSING	ATT.	COMP.	YDS.	PCT.	TD	INT.	LG	SCK/LST	RATING
Tannehill	590	392	4045	66.4	27	12	50	46/337	92.8
Mat. Moore	4	2	21	50.0	0	0	14	0/0	65.6
M. Wallace	1	0	0	–	0	0	–	0/0	39.6
DOLPHINS	595	394	4066	66.2	27	12	50	46/337	92.5
OPPONENTS	537	338	3768	62.9	27	14	74t	39/211	89.7

DOLPHINS INDIVIDUAL RECORDS

The following individual records relate solely to service with the Miami Dolphins. They include National Football League regular-season statistics only – with the exception of those single-game records marked by “*” or “**.”

* Playoff game **Super Bowl

1966-1977: 14 games	1983-1986: 16 games
1978-1981: 16 games	1987: 15 games
1982: 9 games	1988-2014: 16 games

SERVICE

MOST SEASONS

- 17 Dan Marino (1983-99)
- 15 Bob Kuechenberg (1970-84)
- 14 Bob Griese (1967-80)
- 14 Don Strock (1974-87)
- 13 Nat Moore (1974-86)
- 13 Jason Taylor (1997-2007, 2009, 2011)
- 12 Larry Little (1969-80)
- 12 Ed Newman (1973-84)
- 12 Bruce Hardy (1978-89)
- 12 Jim Jensen (1981-92)
- 12 Zach Thomas (1996-2007)

MOST GAMES PLAYED

- 242 Dan Marino (1983-99)
- 204 Jason Taylor (1997-2007, 2009, 2011)
- 196 Bob Kuechenberg (1970-84)
- 183 Nat Moore (1974-86)
- 168 Zach Thomas (1996-2007)
- 167 Ed Newman (1973-85)
- 164 Jim Jensen (1981-92)
- 164 Richmond Webb (1990-00)
- 163 Don Strock (1974-87)
- 161 Bob Griese (1967-80)
- 160 John Denney (2005-14)
- 159 Vern Den Herder (1971-81)
- 158 Larry Little (1969-80)
- 157 Tim Bowens (1994-04)
- 156 Tim Ruddy (1994-03)
- 155 Olindo Mare (1997-2006)
- 151 Bruce Hardy (1978-89)

MOST CONSECUTIVE GAMES PLAYED

- 160 John Denney (1st in 2005 through 16th in 2014 - current)
- 130 Jason Taylor (15th in 1999 through 16th in 2007)
- 128 Jim Langer (10th in 1970 through 9th in 1979)
- 128 Brandon Fields (1st in 2007 through 16th in 2014 - current)
- 127 Garo Yepremian (2nd in 1970 through 16th in 1978)
- 125 Bob Baumhower (1st in 1977 through 14th in 1984)
- 118 Richmond Webb (3rd in 1991 through 8th in 1998)

- 116 Olindo Mare (1st in 1997 through 4th in 2004)
- 107 Dwight Stephenson (1st in 1980 through 2nd in 1987)
- 104 Jeff Cross (1st in 1988 through 8th in 1994)
- 104 Tim Bowens (1st in 1994 through 8th in 2000)
- 104 Vernon Carey (4th in 2004 through 12th in 2010)

MOST STARTS

- 240 Dan Marino (1983-99)
- 186 Jason Taylor (1997-2007, 2009, 2011)
- 176 Bob Kuechenberg (1970-84)
- 168 Zach Thomas (1996-2007)
- 162 Richmond Webb (1990-2000)
- 155 Tim Bowens (1994-04)
- 152 Bob Griese (1967-80)
- 152 Larry Little (1969-80)
- 143 Vern Den Herder (1971-81)
- 140 Tim Ruddy (1994-2003)

MOST CONSECUTIVE STARTS

- 130 Jason Taylor (15th in 1999 through 16th in 2007)
- 118 Richmond Webb (3rd in 1991 through 8th in 1998)
- 109 Jim Langer (1st in 1972 through 9th in 1979)
- 95 Dan Marino (6th in 1987 through 5th in 1993)
- 92 Tim Bowens (3rd in 1994 through 14th in 1999)
- 91 Norm Evans (3rd in 1969 through 9th in 1975)
- 87 Dick Anderson (12th in 1968 through 14th in 1974)
- 87 Vernon Carey (7th in 2005 through 12th in 2010)
- 86 Bob Baumhower (1st in 1977 through 8th in 1982)
- 84 Jake Scott (1st in 1970 through 14th in 1975)
- 81 Vern Den Herder (1st in 1972 through 11th in 1977)
- 81 Jeff Cross (16th in 1988 through 16th in 1993)
- 81 Keith Sims (11th in 1991 through 11th in 1996)
- 80 Randy McMichael (1st in 2002 through 16th in 2006)

MOST PRO BOWLS

- 9 Dan Marino (1983-87, 1991-92, 1994-95)
- 7 Richmond Webb (1990-96)
- 7 Zach Thomas (1999-2003, 2005-06)
- 6 Bob Griese (1970-71, 1973-74, 1977-78)
- 6 Jim Langer (1973-78)
- 6 Bob Kuechenberg (1974-75, 1977-78, 1982-83)
- 6 Jason Taylor (2000, 2002, 2004-07)
- 5 Larry Csonka (1970-74)
- 5 Paul Warfield (1970-74)
- 5 Jake Scott (1971-75)

- 5 Bob Baumhower (1979, 1981-84)
- 5 Dwight Stephenson (1983-87)
- 5 John Offerdahl (1986-90)
- 5 Mark Clayton (1984-86, 1988, 1991)

MOST CONSECUTIVE PRO BOWLS

- 7 Richmond Webb (1990-96)
- 6 Jim Langer (1973-78)
- 5 Larry Csonka (1970-74)
- 5 Paul Warfield (1970-74)
- 5 Jake Scott (1971-75)
- 5 Dan Marino (1983-87)
- 5 Dwight Stephenson (1983-87)
- 5 John Offerdahl (1986-90)
- 5 Zach Thomas (1999-2003)

MOST PRO BOWL STARTS

- 7 Dan Marino (1983-86, 1992, 1994-95)
- 5 Jim Langer (1973-77)
- 5 Jason Taylor (2000, 2002, 2004-06)
- 4 Dwight Stephenson (1983-86)
- 4 John Offerdahl (1986, 1988-90)
- 4 Richmond Webb (1992-95)
- 3 Larry Little (1972-74)
- 3 Jake Scott (1972-73, 1975)
- 3 Bob Baumhower (1979, 1981, 1983)
- 3 Sam Madison (1999-2001)
- 3 Zach Thomas (1999, 2002, 2006)
- 3 Jake Long (2009-11)
- 3 Cameron Wake (2010, 2012, 2014)

MOST CONSECUTIVE PRO BOWL STARTS

- 5 Jim Langer (1973-77)
- 4 Dwight Stephenson (1983-86)
- 4 Dan Marino (1983-86)
- 4 Richmond Webb (1992-95)
- 3 Larry Little (1972-74)
- 3 John Offerdahl (1988-90)
- 3 Sam Madison (1999-2001)
- 3 Jason Taylor (2004-06)
- 3 Jake Long (2009-11)

SCORING

MOST POINTS

Career

- 1,048 Olindo Mare (1997-06), 313 XPs, 245 FGs
- 830 Garo Yepremian (1970-78), 335 XPs, 165 FGs
- 774 Pete Stoyanovich (1989-95), 246 XPs, 176 FGs
- 540 Uwe von Schamann (1979-84), 237 XPs, 101 FGs
- 535 Dan Carpenter (2008-12), 154 XPs, 127 FGs

Season

- 144 Olindo Mare (1999), 27 XPs, 39 FGs
- 128 Caleb Sturgis (2014), 41 XPs, 29 FGs
- 124 Pete Stoyanovich (1992), 34 XPs, 30 FGs
- 121 Pete Stoyanovich (1991), 28 XPs, 31 FGs
- 118 Pete Stoyanovich (1995), 37 XPs, 27 FGs

Game

- 24 Paul Warfield (12/15/73 vs. Detroit), 4 TDs
- 24 Mark Ingram (11/27/94 at N.Y. Jets), 4 TDs
- 24 Ronnie Brown (9/21/08 at New England, 4 TDs

MOST POINTS BY ROOKIE

Season

- 116 Fuad Reveiz (1985), 50 XPs, 22 FGs
- 111 Caleb Sturgis (2013), 33 XPs, 26 FGs
- 103 Dan Carpenter (2008), 40 XPs, 21 FGs

MOST CONSECUTIVE GAMES SCORING POINTS

- 121 Garo Yepremian (8th in 1970 through 16th in 1978)

MOST TOUCHDOWNS

Career

- 82 Mark Clayton (1983-92), 81 pass, 1 ret.
- 75 Nat Moore (1974-86), 74 pass, 1 run
- 59 Mark Duper (1982-92), 59 pass
- 57 Larry Csonka (1968-74, 1979), 53 run, 4 pass
- 54 Ricky Williams (2002-03, 2005, 2007-10), 48 run, 6 pass

Season

- 18 Mark Clayton (1984), 18 pass
- 17 Ricky Williams (2002), 16 run, 1 pass
- 16 Karim Abdul-Jabbar (1997), 15 run, 1 pass
- 16 Lamar Smith (2000), 14 run, 2 pass
- 14 Mark Clayton (1988), 14 pass

Game

- 4 Paul Warfield (12/15/73 vs. Detroit), 4 pass
- 4 Mark Ingram (11/27/94 at N.Y. Jets), 4 pass
- 4 Ronnie Brown (9/21/08 at New England), 4 run

MOST TOUCHDOWNS BY ROOKIE

Season

- 13 Ron Davenport (1985), 11 run, 2 pass
- 11 Karim Abdul-Jabbar (1996), 11 run
- 8 Andra Franklin (1981), 7 run, 1 pass
- 7 Larry Csonka (1968), 6 run, 1 pass
- 7 Troy Stradford (1987), 6 run, 1 pass
- 7 Chris Chambers (2001), 7 pass

Game

- 3 Ronald Scott (10/11/87 vs. Kansas City), 3 run
- 3 Troy Stradford (12/7/87 vs. N.Y. Jets), 3 run
- 3 Sammie Smith (12/10/89 vs. New England), 3 run

MOST CONSECUTIVE GAMES SCORING TOUCHDOWN

- 6 Paul Warfield (4th through 9th in 1971)
- 6 Mark Clayton (13th through 16th in 1988 and 2nd through 3rd in 1989)
- 6 Ricky Williams (16th in 2002 and 1st through 5th in 2003)

MOST FIELD GOALS

Career

- 245 Olindo Mare (1997-06), 303 att.
- 176 Pete Stoyanovich (1989-95), 222 att.
- 165 Garo Yepremian (1970-78), 242 att.
- 127 Dan Carpenter (2008-12), 155 att.
- 101 Uwe von Schamann (1979-84), 149 att.

Season

- 39 Olindo Mare (1999), 46 att.
- 31 Pete Stoyanovich (1991), 37 att.

- 30 Pete Stoyanovich (1992), 37 att.
- 30 Dan Carpenter (2010), 41 att.
- 29 Dan Carpenter (2011), 34 att.
- 29 Caleb Sturgis (2014), 37 att.

Game

- 6 Olindo Mare (10/17/99 at New England), 6 att.
- 5 Garo Yepremian (9/26/71 at Buffalo), 6 att.
- 5 Olindo Mare (12/31/06 at Indianapolis), 5 att.
- 5 Dan Carpenter (10/24/10 vs. Pittsburgh), 5 att.
- 5 Dan Carpenter (10/31/10 at Cincinnati), 5 att.
- 4 23 times (last – Caleb Sturgis, 9/7/14 vs. New England, 4 att.)

MOST FIELD GOALS BY ROOKIE

Season

- 26 Caleb Sturgis (2013), 34 att.
- 22 Fuad Reveiz (1985), 27 att.
- 21 Uwe von Schamann (1979), 29 att.
- 21 Dan Carpenter (2008), 25 att.

Game

- 4 Dan Carpenter (11/2/08 at Denver), 4 att.
- 3 14 times (last – Caleb Sturgis, 12/1/13 at N.Y. Jets)

MOST CONSECUTIVE GAMES SCORING FIELD GOAL

- 20 Garo Yepremian (10th in 1970 through 1st in 1972)
- 20 Olindo Mare (7th in 1998 through 10th in 1999)

MOST CONSECUTIVE FIELD GOALS

- 19 Olindo Mare (3rd through 7th in 1999)
- 17 Dan Carpenter (2nd through 12th in 2009)
- 16 Garo Yepremian (8th through 16th in 1978)
- 16 Olindo Mare (7th through 16th in 2000)

HIGHEST FIELD GOAL PERCENTAGE

Career (minimum 50 attempts)

- 81.9 Dan Carpenter (2008-12), 127 of 155
- 80.1 Olindo Mare (1997-06), 245 of 303
- 79.3 Pete Stoyanovich (1989-95), 176 of 222
- 77.5 Caleb Sturgis (2013-14), 55 of 71
- 73.6 Fuad Reveiz (1985-88), 53 of 72

Season (minimum 15 attempts)

- 91.3 Jay Feely (2007), 21 of 23
- 90.5 Olindo Mare (2001), 19 of 21
- 90.3 Olindo Mare (2000), 28 of 31
- 89.3 Dan Carpenter (2009), 25 of 28
- 85.3 Dan Carpenter (2011), 29 of 34

LONGEST FIELD GOALS

- 60 Dan Carpenter (12/5/10 vs. Cleveland)
- 59 Pete Stoyanovich (11/12/89 at N.Y. Jets)
- *58 Pete Stoyanovich (1/5/91 vs. Kansas City)
- 58 Dan Carpenter (1/1/12 vs. N.Y. Jets)
- 54 Garo Yepremian (10/22/72 vs. Buffalo)
- 54 Olindo Mare (10/24/99 vs. Philadelphia)
- 54 Dan Carpenter (10/31/10 at Cincinnati)
- 54 Caleb Sturgis (9/15/13 at Indianapolis)

LONGEST FIELD GOALS BY ROOKIE

- 59 Pete Stoyanovich (11/12/89 at N.Y. Jets)
- 53 Uwe von Schamann (10/21/79 at New England)
- 54 Caleb Sturgis (9/15/13 at Indianapolis)
- 52 Caleb Sturgis (10/27/13 at New England)
- 51 Uwe von Schamann (11/5/79 vs. Houston)
- *51 Fuad Reveiz (1/4/86 vs. Cleveland)

MOST POINTS AFTER TOUCHDOWN

Career

- 335 Garo Yepremian (1970-78), 351 attempts
- 313 Olindo Mare (1997-06), 318 attempts
- 246 Pete Stoyanovich (1989-95), 250 attempts

Season

- 66 Uwe von Schamann (1984), 70 attempts
- 52 Fuad Reveiz (1986), 55 attempts
- 50 Fuad Reveiz (1985), 52 attempts

Game

- 7 Garo Yepremian (11/12/72 vs. New England), 7 attempts
- 7 Garo Yepremian (11/24/77 at St. Louis), 8 attempts
- 7 Pete Stoyanovich (9/3/95 vs. N.Y. Jets), 7 attempts
- 7 Olindo Mare (9/8/02 vs. Detroit), 7 attempts

MOST POINTS AFTER TOUCHDOWN BY ROOKIE

Season

- 50 Fuad Reveiz (1985), 52 attempts
- 40 Dan Carpenter (2008), 40 attempts
- 38 Pete Stoyanovich (1989), 39 attempts

MOST CONSECUTIVE POINTS AFTER TOUCHDOWN

- 110 Garo Yepremian (7th in 1972 to 2nd in 1975)
- 110 Pete Stoyanovich (16th in 1992 to 16th in 1995)

HIGHEST POINT AFTER TOUCHDOWN PCT.

Career (minimum 150 attempts)

- 99.4 Dan Carpenter (2008-12), 154 of 155
- 98.43 Olindo Mare (1997-06), 313 of 318
- 98.40 Pete Stoyanovich (1989-95), 246 of 250
- 95.3 Fuad Reveiz (1985-88), 161 of 169
- 94.9 Garo Yepremian (1970-78), 335 of 353

MOST TWO-POINT CONVERSIONS

Career

- 2 Irving Fryar (1993-95), 2 pass
- 2 Marty Booker (2004-06), 2 pass

Season

- 2 Irving Fryar (1994), 2 pass
- 2 Marty Booker (2006), 2 pass

RUSHING

MOST RUSHING YARDS

Career

- 6,737 Larry Csonka (1968-74, 1979), 1,506 attempts

- 6,436 Ricky Williams (2002-03, 2005, 2007-10), 1,509 attempts
- 4,815 Ronnie Brown (2005-10), 1,128 attempts
- 3,877 Mercury Morris (1969-75), 754 attempts
- 3,644 Jim Kiick (1968-74), 997 attempts

Season

- 1,853 Ricky Williams (2002), 4.8 per carry
- 1,372 Ricky Williams (2003), 3.5 per carry
- 1,258 Delvin Williams (1978), 4.6 per carry
- 1,139 Lamar Smith (2000), 3.7 per carry
- 1,121 Ricky Williams (2009), 4.7 per carry
- 1,117 Larry Csonka (1972), 5.2 per carry
- 1,116 Karim Abdul-Jabbar (1996), 3.6 per carry
- 1,099 Lamar Miller (2014), 5.1 per carry
- 1,086 Reggie Bush (2011), 5.0 per carry
- 1,051 Larry Csonka (1971), 5.4 per carry
- 1,008 Ronnie Brown (2006), 4.2 per carry
- 1,003 Larry Csonka (1973), 4.6 per carry
- 1,000 Mercury Morris (1972), 5.3 per carry

Game

- 228 Ricky Williams (12/1/02 at Buffalo), 27 attempts
- 216 Ricky Williams (12/9/02 vs. Chicago), 31 attempts
- *209 Lamar Smith (12/30/00 vs. Indianapolis), 40 attempts
- 203 Reggie Bush (12/18/11 at Buffalo)
- 197 Mercury Morris (9/30/73 vs. New England), 15 attempts

MOST RUSHING YARDS BY ROOKIE

Season

- 1,116 Karim Abdul-Jabbar (1996), 3.6 per carry
- 907 Ronnie Brown (2005), 4.4 per carry
- 711 Andra Franklin (1981), 3.5 per carry
- 659 Sammie Smith (1989), 3.3 per carry
- 621 Jim Kiick (1968), 3.8 per carry

Game

- 169 Troy Stradford (11/22/87 at Dallas), 17 attempts
- 152 Karim Abdul-Jabbar (12/22/96 at N.Y. Jets), 30 attempts
- 140 Leroy Harris (12/5/77 vs. Baltimore), 17 attempts
- 132 Ronnie Brown (9/25/05 vs. Carolina), 23 attempts
- 124 Karim Abdul-Jabbar (9/15/96 vs. N.Y. Jets), 23 attempts

MOST RUSHING ATTEMPTS

Career

- 1,509 Ricky Williams (2002-03, 2005, 2007-10)
- 1,506 Larry Csonka (1968-74, 1979)
- 1,128 Ronnie Brown (2005-10)
- 997 Jim Kiick (1968-74)
- 888 Karim Abdul-Jabbar (1996-99)

Season

- 392 Ricky Williams (2003)
- 383 Ricky Williams (2002)
- 313 Lamar Smith (2001)
- 309 Lamar Smith (2000)
- 307 Karim Abdul-Jabbar (1996)

Game

- 42 Ricky Williams (9/21/03 vs. Buffalo), 153 yards
- *40 Lamar Smith (12/30/00 vs. Indianapolis), 209 yards

- 36 Ricky Williams (10/6/02 vs. New England), 105 yards
- 36 Ricky Williams (11/16/03 vs. Baltimore), 105 yards
- 34 Ricky Williams (9/14/03 at N.Y. Jets), 125 yards)
- **33 Larry Csonka (1/13/74 vs. Minnesota), 145 yards
- 33 Karim Abdul-Jabbar (9/20/98 vs. Pittsburgh), 108 yards

MOST RUSHING ATTEMPTS BY ROOKIE

Season

- 307 Karim Abdul-Jabbar (1996)
- 207 Ronnie Brown (2005)
- 201 Andra Franklin (1981)
- 200 Sammie Smith (1989)
- 165 Jim Kiick (1968)
- 165 Daniel Thomas (2011)

Game

- 31 J.J. Johnson (11/21/99 vs. New England), 106 yards
- 30 Troy Stradford (12/7/87 vs. N.Y. Jets), 120 yards
- 30 Karim Abdul-Jabbar (12/22/96 at N.Y. Jets), 152 yards
- 29 Karim Abdul-Jabbar (11/3/96 at New England), 104 yards
- 27 Karim Abdul-Jabbar (12/16/96 vs. Buffalo), 76 yards

MOST RUSHING TOUCHDOWNS

Career

- 53 Larry Csonka (1968-74, 1979)
- 48 Ricky Williams (2002-03, 2005, 2007-10)
- 36 Ronnie Brown (2005-10)
- 33 Karim Abdul-Jabbar (1996-99)
- 29 Mercury Morris (1969-75)

Season

- 16 Ricky Williams (2002)
- 15 Karim Abdul-Jabbar (1997)
- 14 Lamar Smith (2000)
- 12 Mercury Morris (1972)
- 12 Don Nottingham (1975)
- 12 Larry Csonka (1979)

Game

- 4 Ronnie Brown (9/21/08 at New England), 2,15,5,62
- 3 Jim Kiick (12/20/70 vs. Buffalo), 4,2,2
- 3 Mercury Morris (11/12/72 vs. New England), 4,4,6
- 3 Mercury Morris (9/30/73 vs. New England), 24,70,35
- *3 Larry Csonka (12/30/73 vs. Oakland), 11,2,2
- 3 Don Nottingham (11/3/74 vs. Atlanta), 1,2,1
- 3 Don Nottingham (10/5/75 at Green Bay), 11,1,11
- 3 Don Nottingham (10/26/75 at Buffalo), 1,1,1
- 3 Larry Csonka (9/23/79 vs. Chicago), 12,9,1
- 3 Larry Csonka (11/29/79 vs. New England), 1,1,1
- 3 Ronald Scott (10/11/87 vs. Kansas City), 2,4,3

- 3 Troy Stradford (12/7/87 vs. N.Y. Jets), 1,1,1
- 3 Sammie Smith (12/10/89 vs. New England), 1,7,2
- 3 Bernie Parmalee (12/25/94 vs. Detroit), 1,1,6
- 3 Karim Abdul-Jabbar (10/19/97 at Baltimore), 5,5,6
- 3 Karim Abdul-Jabbar (11/23/97 at New England), 1,1,1
- 3 Ricky Williams (10/25/09 vs. New Orleans), 4,6,8,4

MOST RUSHING TOUCHDOWNS BY ROOKIE

Season

- 11 Ron Davenport (1985)
- 11 Karim Abdul-Jabbar (1996)
- 7 Andra Franklin (1981)
- 6 Larry Csonka (1968)
- 6 Troy Stradford (1987)
- 6 Sammie Smith (1989)

Game

- 3 Ronald Scott (10/11/87 vs. Kansas City)
- 3 Troy Stradford (12/7/87 vs. N.Y. Jets)
- 3 Sammie Smith (12/10/89 vs. New England)

MOST CONSECUTIVE GAMES WITH RUSHING TOUCHDOWN

- 5 Mercury Morris (6th through 10th in 1972)
- 5 Don Nottingham (2nd through 6th in 1975)
- 5 Pete Johnson (8th through 12th in 1984)
- 5 Karim Abdul-Jabbar (10th through 14th in 1997)

HIGHEST RUSHING AVERAGE

Career (minimum 300 attempts)

- 5.1 Mercury Morris (1969-75), 754 attempts
- 4.8 Tony Nathan (1979-87), 732 attempts
- 4.7 Reggie Bush (2011-12), 443 attempts
- 4.6 Lamar Miller (2012-14), 444 attempts
- 4.5 Larry Csonka (1968-74, 1979), 1,506 attempts

Season (minimum 100 attempts)

- 6.4 Mercury Morris (1973), 149/954 yards
- 5.4 Larry Csonka (1971), 195/1,051 yards
- 5.3 Mercury Morris (1972), 190/1,000 yards
- 5.3 Tony Nathan (1981), 147/782 yards
- 5.2 Larry Csonka (1972), 213/1,117 yards

Game (minimum 10 attempts)

- 13.1 Mercury Morris (9/30/73 vs. New England) 15/197
- 12.6 Abner Haynes (9/17/67 vs. Denver), 12/151
- 12.6 Delvin Williams (11/9/80 at Los Angeles), 12/151

MOST 100-YARD RUSHING GAMES

Career

- 24 Ricky Williams (2002-03, 2005, 2007-10)
- 15 Larry Csonka (1968-74, 1979)
- 15 Ronnie Brown (2005-10)
- 10 Mercury Morris (1969-75)
- 9 Karim Abdul-Jabbar (1996-99)

Season

- 10 Ricky Williams (2002)
- 7 Ricky Williams (2003)

- 5 Delvin Williams (1978)
- 5 Reggie Bush (2011)
- 4 Larry Csonka (1972)
- 4 Karim Abdul-Jabbar (1996)
- 4 Lamar Smith (2000)
- 4 Ronnie Brown (2006)
- 4 Ronnie Brown (2007)
- 4 Ricky Williams (2009)

MOST 100-YARD RUSHING GAMES BY ROOKIE

- 4 Karim Abdul-Jabbar (1996)
- 3 Benny Malone (1974)
- 3 Troy Stradford (1987)
- 2 Jim Kiick (1968)
- 2 Leroy Harris (1977)
- 2 Ronnie Brown (2005)

MOST CONSECUTIVE 100-YARD RUSHING GAMES

- 5 Ricky Williams (10th through 14th in 2002)
- 4 Ronnie Brown (3rd through 6th in 2007)
- 4 Reggie Bush (12th through 15th in 2011)
- 3 Ricky Williams (1st through 3rd in 2002)
- 3 Ricky Williams (10th through 12th in 2003)
- 3 Ricky Williams (9th through 11th in 2009)
- 2 Larry Csonka (11th through 12th in 1970)
- 2 Benny Malone (7th through 8th in 1974)
- 2 Don Nottingham (2nd through 3rd in 1975)
- 2 Mercury Morris (5th through 6th in 1975)
- 2 Benny Malone (7th through 8th in 1976)
- 2 Benny Malone (4th through 5th in 1977)
- 2 Andra Franklin (5th through 6th in 1982)
- 2 Mark Higgs (1st through 2nd in 1991)
- 2 Bernie Parmalee (7th through 8th in 1994)
- 2 Ricky Williams (2nd through 3rd in 2003)
- 2 Ricky Williams (14th through 15th in 2003)
- 2 Ricky Williams (15th through 16th in 2005)
- 2 Ronnie Brown (15th through 16th in 2006)
- 2 Ronnie Brown (3rd through 4th in 2008)

LONGEST RUNS FROM SCRIMMAGE

- 97t Lamar Miller (12/28/14 vs. N.Y. Jets)
- 77t Leroy Harris (12/5/77 vs. Baltimore)
- 77t Keith Byars (11/25/93 at Dallas)
- 76t Reggie Bush (12/18/11 at Buffalo)
- 71t Jerri McPhail (10/27/97 vs. Chicago)
- 70t Mercury Morris (9/30/73 vs. New England)
- 70 Mercury Morris (10/15/73 at Cleveland)
- 68t Lamar Smith (10/23/00 at N.Y. Jets)
- 68t James McKnight (10/5/03 at N.Y. Giants)
- 68t Ricky Williams (10/25/09 vs. New Orleans)
- 66t Benny Malone (10/9/77 at Baltimore)
- 65t Abner Haynes (9/17/67 vs. Denver)
- 65t Gary Davis (9/17/78 vs. Buffalo)
- 65t Ronnie Brown (10/21/05 vs. Kansas City)
- 65 Delvin Williams (11/9/80 at Los Angeles)
- 65t Reggie Bush (9/16/12 vs. Oakland)
- 64 Ron Davenport (12/18/88 at Pittsburgh)
- 63 Norm Bulaich (9/10/78 at Baltimore)
- 63t Ricky Williams (12/9/02 vs. Chicago)
- 62t Ronnie Brown (9/21/08 at New England)
- 61 Chris Chambers (9/11/05 vs. Denver)
- 60t Gary Davis (12/17/77 vs. Buffalo)
- 60 Ronnie Brown (9/30/07 vs. Oakland)

PASSING

MOST YARDS PASSING

Career

61,361	Dan Marino (1983-99)
25,092	Bob Griese (1967-80)
11,252	Ryan Tannehill (2012-14)
11,040	Jay Fiedler (2000-04)
7,114	Chad Henne (2008-11)

Season

5,084	Dan Marino (1984)
4,746	Dan Marino (1986)
4,453	Dan Marino (1994)
4,434	Dan Marino (1988)
4,137	Dan Marino (1985)

Game

521	Dan Marino (10/23/88 vs. N.Y. Jets), 35 of 60
473	Dan Marino (9/4/94 vs. New England), 23 of 42
470	Dan Marino (12/2/84 vs. L.A. Raiders), 35 of 57
450	Dan Marino (10/1/95 at Cincinnati), 33 of 48
448	Dan Marino (9/21/86 at N.Y. Jets), 30 of 50

MOST YARDS PASSING BY ROOKIE

Season

3,294	Ryan Tannehill (2012)
2,210	Dan Marino (1983)
2,005	Bob Griese (1967)

Game

431	Ryan Tannehill (9/30/12 at Arizona), 26 of 41
322	Dan Marino (10/9/83 vs. Buffalo), 19 of 29
307	John Stofa (12/18/66 vs. Houston), 22 of 38

MOST PASS ATTEMPTS

Career

8,358	Dan Marino (1983-99)
3,429	Bob Griese (1967-80)
1,662	Ryan Tannehill (2012-14)
1,603	Jay Fiedler (2000-04)
1,065	Chad Henne (2008-11)

Season

623	Dan Marino (1986), 378 completions
615	Dan Marino (1994), 385 completions
606	Dan Marino (1988), 354 completions
590	Ryan Tannehill (2014), 392 completions
588	Ryan Tannehill (2013), 355 completions

Game

*64	Dan Marino (12/30/95 at Buffalo), 33 completions
62	Joey Harrington (10/22/06 vs. Green Bay), 33 completions
60	Dan Marino (10/23/88 vs. N.Y. Jets), 35 completions
60	Dan Marino (11/23/97 at New England), 38 completions
57	Dan Marino (12/2/84 vs. L.A. Raiders), 35 completions
57	Dan Marino (12/13/98 vs. N.Y. Jets), 30 completions

MOST PASS ATTEMPTS BY ROOKIE

Season

484	Ryan Tannehill (2012), 282 completions
331	Bob Griese (1967), 166 completions
327	David Woodley (1980), 176 completions

Game

42	David Woodley (10/27/80 at N.Y. Jets), 22 completions
41	Bob Griese (12/23/67 vs. Houston), 16 completions
41	David Woodley (12/20/80 vs. N.Y. Jets), 20 completions
41	Ryan Tannehill (9/30/12 at Arizona), 26 completions

MOST PASS COMPLETIONS

Career

4,967	Dan Marino (1983-99)
1,926	Bob Griese (1967-80)
1,029	Ryan Tannehill (2012-14)
936	Jay Fiedler (2000-04)
646	Chad Henne (2008-11)

Season

392	Ryan Tannehill (2014), 590 attempts
385	Dan Marino (1994), 615 attempts
378	Dan Marino (1986), 623 attempts
362	Dan Marino (1984), 564 attempts
354	Dan Marino (1988), 606 attempts

Game

39	Dan Marino (11/16/86 at Buffalo), 54 attempts
38	Dan Marino (11/23/97 at New England), 60 attempts
35	Dan Marino (12/2/84 vs. L.A. Raiders), 57 attempts
35	Dan Marino (10/23/88 vs. N.Y. Jets), 60 attempts
35	Dan Marino (12/3/95 vs. Atlanta), 50 attempts
35	Chad Henne (12/27/09 vs. Houston), 55 attempts
35	Ryan Tannehill (12/21/14 vs. Minnesota), 47 attempts

MOST PASS COMPLETIONS BY ROOKIE

Season

282	Ryan Tannehill (2012), 484 attempts
176	David Woodley (1980), 327 attempts
173	Dan Marino (1983), 296 attempts

Game

26	Ryan Tannehill (9/30/12 at Arizona), 41 attempts
25	Dan Marino (10/30/83 vs. L.A. Rams), 38 attempts
23	John Beck (12/2/07 vs. N.Y. Jets), 39 attempts
23	Ryan Tannehill (11/11/12 vs. Tennessee), 39 attempts

MOST CONSECUTIVE PASS COMPLETIONS

17	Chad Pennington (12/7/08 at Buffalo through 12/14/08 vs. San Francisco)
17	Chad Henne (12/13/09 at Jacksonville)
15	Dan Marino (11/8/92 at Indianapolis through 11/16/92 vs. Buffalo)
15	Ryan Tannehill (10/12/14 vs. Green Bay through 10/19/14 at Chicago)

- 14 Dan Marino (11/17/96 at Houston through 11/25/96 vs. Pittsburgh)
- 14 Ryan Tannehill (9/28/14 at Oakland)

MOST TOUCHDOWN PASSES

Career

- 420 Dan Marino (1983-99)
- 192 Bob Griese (1967-80)
- 66 Jay Fiedler (2000-04)
- 63 Ryan Tannehill (2012-14)
- 39 Don Strock (1974-87)

Season

- 48 Dan Marino (1984) of 362 completions
- 44 Dan Marino (1986) of 378 completions
- 30 Dan Marino (1985) of 336 completions
- 30 Dan Marino (1994) of 385 completions
- 28 Dan Marino (1988) of 354 completions

Game

- 6 Bob Griese (11/24/77 at St. Louis)
- 6 Dan Marino (9/21/86 at N.Y. Jets)
- 5 Dan Marino (9/2/84 at Washington)
- 5 Dan Marino (12/8/85 at Green Bay)
- 5 Dan Marino (12/14/86 at L.A. Rams)
- 5 Dan Marino (11/27/88 at N.Y. Jets)
- 5 Dan Marino (9/4/94 vs. New England)
- 4 20 times (last – Ryan Tannehill, 12/21/14 vs. Minnesota)

MOST TOUCHDOWN PASSES BY ROOKIE

Season

- 20 Dan Marino (1983) of 173 completions
- 15 Bob Griese (1967) of 166 completions
- 14 David Woodley (1980) of 176 completions

Game

- 4 John Stofa (12/18/66 vs. Houston)
- 3 Bob Griese (12/17/67 vs. New England)
- 3 David Woodley (11/9/80 at L.A. Rams)
- 3 David Woodley (12/14/80 at Baltimore)
- 3 Dan Marino (10/9/83 vs. Buffalo)
- 3 Dan Marino (10/16/83 at N.Y. Jets)
- 3 Dan Marino (11/28/83 vs. Cincinnati)

MOST CONSECUTIVE GAMES WITH TOUCHDOWN PASS

- 30 Dan Marino (10th in 1985 through 2nd in 1987 and 6th through 10th in 1987)

MOST PASSES HAD INTERCEPTED

Career

- 252 Dan Marino (1983-99)
- 172 Bob Griese (1967-80)
- 63 Jay Fiedler (2000-04)
- 42 David Woodley (1980-83)
- 42 Ryan Tannehill (2012-14)

Season

- 23 Dan Marino (1986), 623 attempts
- 23 Dan Marino (1988), 606 attempts
- 22 Dan Marino (1989), 550 attempts
- 21 Dan Marino (1985), 567 attempts
- 19 Jay Fiedler (2001), 450 attempts
- 19 Chad Henne (2010), 490 attempts

Game

- 5 Bob Griese (12/23/67 vs. Houston), 41 attempts
- 5 Rick Norton (11/23/69 vs. Houston), 26 attempts

- 5 David Woodley (10/25/81 at Dallas), 37 attempts
- 5 Kyle Mackey (10/18/87 at N.Y. Jets), 55 attempts
- 5 Dan Marino (10/23/88 vs. N.Y. Jets), 60 attempts
- 5 Dan Marino (11/25/99 at Dallas), 36 attempts
- 5 A.J. Feeley (12/5/04 vs. Buffalo), 51 attempts

MOST PASSES HAD INTERCEPTED AS ROOKIE

Season

- 18 Bob Griese (1967), 331 attempts
- 17 David Woodley (1980), 327 attempts
- 13 Ryan Tannehill (2012), 484 attempts

Game

- 5 Bob Griese (12/23/67 vs. Houston), 41 attempts
- 3 Rick Norton (9/18/66 at Buffalo), 11 attempts
- 3 Bob Griese (11/26/67 vs. Buffalo), 33 attempts
- 3 David Woodley (9/28/80 vs. New Orleans), 15 attempts
- 3 John Beck (12/2/07 vs. N.Y. Jets), 39 attempts
- 3 Ryan Tannehill (9/9/12 at Houston), 36 attempts
- 3 Ryan Tannehill (11/11/12 vs. Tennessee), 39 attempts

MOST CONSECUTIVE GAMES WITH NO PASSES INTERCEPTED

- 5 Jay Fiedler (8th through 11th, 13th in 2000 - missed 12th in 2000)
- 4 Bob Griese (5th through 8th in 1971)
- 4 Dan Marino (4th through 7th in 1997)
- 4 Ray Lucas (9th through 12th in 2002)
- 4 Ryan Tannehill (5th through 8th in 2012)
- 4 Ryan Tannehill (12th through 15th in 2012)

MOST CONSECUTIVE PASSES WITH NONE INTERCEPTED

- 156 Dan Marino (3rd through 8th in 1997)
- 140 Bob Griese (11th through 16th in 2012)
- 133 Cleo Lemon (13th through 16th in 2007)

LOWEST INTERCEPTION RATE

Career (minimum 250 attempts)

- 1.63 Chad Pennington (2008-10), 9 of 552 attempts
- 1.86 Cleo Lemon (2005-07), 7 of 377 attempts
- 2.53 Ryan Tannehill (2012-14), 42 of 1,662 attempts
- 2.63 Gus Frerotte (2005), 13 of 494 attempts
- 2.78 Damon Huard (1997-00), 8 of 288 attempts

Season (minimum 150 attempts)

- 1.47 Chad Pennington (2008), 7 of 476 attempts
- 1.85 Damon Huard (1999), 4 of 216 attempts
- 1.94 Cleo Lemon (2007), 6 of 309 attempts
- 2.00 Dan Marino (1993), 3 of 150 attempts
- 2.01 Dan Marino (1997), 11 of 548 attempts

HIGHEST COMPLETION PERCENTAGE

Career (minimum 150 completions)

- 67.6 Chad Pennington (2008-10), 373 of 552 attempts
- 61.9 Ryan Tannehill (2012-14), 1,029 of 1,662 attempts
- 60.7 Chad Henne (2008-11), 1065 of 646 attempts
- 59.8 Matt Moore (2011-14), 225 of 376 attempts
- 59.4 Dan Marino (1983-99), 4,967 of 8,358 attempts

Season (minimum 75 completions)

- 67.4 Chad Pennington (2008), 321 of 476 attempts
- 66.4 Ryan Tannehill (2014), 392 of 590 attempts
- 64.2 Dan Marino (1984), 362 of 564 attempts
- 64.1 Dan Marino (1995), 309 of 482 attempts
- 63.0 Bob Griese (1978), 148 of 235 attempts

Game (minimum 12 completions)

- 92.3 Bob Griese (12/18/78 vs. New England), 12 of 13 attempts
- 85.0 Chad Pennington (9/21/08 at New England), 17 of 20 attempts
- *84.2 David Woodley (1/8/83 vs. New England), 16 of 19 attempts
- 82.4 Earl Morrall (12/1/75 vs. New England), 14 of 17 attempts
- 81.8 Don Strock (12/10/83 vs. Atlanta), 18 of 22 attempts
- 81.3 Dan Marino (12/4/88 vs. Indianapolis), 26 of 32 attempts
- 81.0 Bob Griese (10/22/67 vs. N.Y. Jets), 17 of 21 attempts

HIGHEST COMPLETION PERCENTAGE BY ROOKIE

Season (minimum 75 completions)

- 58.4 Dan Marino (1983), 173 of 296 attempts
- 58.3 Ryan Tannehill (2012), 282 of 484 attempts
- 53.8 David Woodley (1980), 176 of 327 attempts

Game (minimum 12 completions)

- 81.0 Bob Griese (10/22/67 vs. N.Y. Jets), 17 of 21 attempts
- 78.6 Ryan Tannehill (12/6/12 vs. Jacksonville), 22 of 28 attempts
- 72.4 Ryan Tannehill (10/14/12 vs. St. Louis), 21 of 29 attempts

HIGHEST PASSER RATING

Career (minimum 250 attempts)

- 94.5 Chad Pennington (2008-10)
- 86.4 Dan Marino (1983-99)
- 84.8 Matt Moore (2011-14)
- 84.0 Ryan Tannehill (2012-14)
- 77.1 Bob Griese (1967-80)

Season (minimum 150 attempts)

- 108.9 Dan Marino (1984)
- 97.4 Chad Pennington (2008)
- 96.0 Dan Marino (1983)
- 95.9 Dan Marino (1993)
- 92.8 Ryan Tannehill (2014)

HIGHEST PASSER RATING BY ROOKIE

Season (minimum 150 attempts)

- 96.0 Dan Marino (1983)
- 76.1 Ryan Tannehill (2012)
- 63.1 David Woodley (1980)

HIGHEST AVERAGE GAIN

Career (minimum 250 attempts)

- 8.22 Earl Morrall (1972-76), 284/2,335 yards
- 7.40 Chad Pennington (2008-10), 552/4,085 yards
- 7.34 Dan Marino (1983-99), 8,358/61,361 yards
- 7.32 Bob Griese (1967-80), 3,429/25,092 yards
- 7.19 Matt Moore (2011-14), 376/2,702 yards

Season (minimum 150 attempts)

- 9.07 Earl Morrall (1972), 150/1,360
- 9.01 Dan Marino (1984), 564/5,084
- 8.86 Bob Griese (1975), 191/1,693
- 8.24 Bob Griese (1970), 245/2,019
- 8.12 Dan Marino (1993), 150/1,218

Game (minimum 20 attempts)

- *13.16 Dan Marino (1/6/85 vs. Pittsburgh), 32/421
- 12.52 Earl Morrall (12/15/74 vs. New England), 23/288
- 11.95 Jay Fiedler (11/27/03 at Dallas), 20/239
- 11.92 Dan Marino (9/30/84 at St. Louis), 36/429
- 11.43 Dan Marino (11/20/83 vs. Baltimore), 21/240

MOST 300-YARD PASSING GAMES

Career

- 63 Dan Marino (1983-99)
- 8 Ryan Tannehill (2012-14)
- 7 Chad Henne (2008-11)
- 3 Bob Griese (1967-80)
- 3 Jay Fiedler (2000-04)
- 2 David Woodley (1980-83)
- 2 Steve DeBerg (1993)
- 2 Chad Pennington (2008-10)
- 1 John Stofa (1966-67, 1969-70)
- 1 Don Strock (1974-87)
- 1 Scott Mitchell (1990-93)
- 1 Bernie Kosar (1994-96)
- 1 A.J. Feeley (2004)
- 1 Gus Frerotte (2005)
- 1 Joey Harrington (2006)
- 1 Trent Green (2007)
- 1 Cleo Lemon (2007)

Season

- 9 Dan Marino (1984)
- 6 Dan Marino (1985)
- 6 Dan Marino (1986)
- 6 Dan Marino (1988)
- 5 Dan Marino (1989)
- 5 Dan Marino (1994)
- 5 Ryan Tannehill (2013)

MOST CONSECUTIVE 300-YARD PASSING GAMES

- 3 Dan Marino (14th through 16th in 1984)
- 3 Dan Marino (13th through 15th in 1988)
- 3 Dan Marino (11th through 13th in 1994)
- 3 Dan Marino (14th through 16th in 1998)

LONGEST PASS PLAYS

- 86t Bob Griese to Paul Warfield (11/14/71 vs. Pittsburgh)
85t Dan Marino to Mark Duper (11/20/83 vs. Baltimore)
85t Dan Marino to Mark Duper (11/2/86 vs. Houston)
80t George Wilson, Jr. to Bo Roberson (10/23/66 at Houston)
80t Dan Marino to Mark Duper (9/23/84 vs. Indianapolis)
80t Dan Marino to Ferrell Edmunds (11/27/88 at N.Y. Jets)
80t Dan Marino to Tony Martin (10/4/93 vs. Washington)
80t Brian Griese to James McKnight (11/23/03 vs. Washington)
80t Chad Pennington to Patrick Cobbs (10/12/08 at Houston)
80t Ryan Tannehill to Brian Hartline (9/30/12 at Arizona)
79t Bob Griese to Nat Moore (11/2/75 at Chicago)
78t Dan Marino to Mark Clayton (11/12/89 at N.Y. Jets)
77t Scott Mitchell to Mark Ingram (10/31/93 vs. Kansas City)
77 Ray Lucas to James McKnight (11/24/02 vs. San Diego)
77t Sage Rosenfels to Chris Chambers (10/21/05 vs. Kansas City)
77t Sage Rosenfels to Chris Chambers (1/2/05 at Baltimore)
**76t David Woodley to Jimmy Cefalo (1/30/83 vs. Washington)
*75t Bob Griese to Paul Warfield (1/2/72 vs. Baltimore)

PASS RECEIVING

MOST RECEPTIONS

Career

- 550 Mark Clayton (1983-92)
511 Mark Duper (1982-92)
510 Nat Moore (1974-86)
415 O.J. McDuffie (1993-01)
405 Chris Chambers (2001-07)

Season

- 90 O.J. McDuffie (1998), 1,050 yards
86 Mark Clayton (1988), 1,129 yards
86 Brandon Marshall (2010), 1,014 yards
84 Jarvis Landry (2014), 758 yards
82 Chris Chambers (2005), 1,118 yards

Game

- 15 Chris Chambers (12/4/05 vs. Buffalo), 238 yards
12 Jim Jensen (11/6/88 at New England), 110 yards
12 Brian Hartline (9/30/12 at Arizona), 253 yards
*11 O.J. McDuffie (12/30/95 at Buffalo), 154 yards
11 O.J. McDuffie (12/13/98 vs. N.Y. Jets), 105 yards
11 Greg Camarillo (11/2/08 at Denver), 111 yards

- 11 Ted Ginn, Jr. (9/21/09 vs. Indianapolis), 108 yards
11 Brandon Marshall (12/10/10 vs. Buffalo), 106 yards
11 Rishard Matthews (11/11/13 at Tampa Bay), 120 yards
10 Duriel Harris (10/28/79 vs. Green Bay), 180 yards
10 Tony Nathan (9/29/85 at Denver), 120 yards
**10 Tony Nathan (1/20/85 vs. San Francisco), 83 yards
10 Tony Nathan (12/8/85 at Green Bay), 86 yards
*10 Tony Nathan (1/4/86 vs. Cleveland), 101 yards
10 Tony Nathan (9/28/86 vs. San Francisco), 101 yards
10 Ron Davenport (12/7/87 vs. N.Y. Jets), 72 yards
10 Mark Clayton (10/23/88 vs. N.Y. Jets), 153 yards
10 Keith Byars (9/25/94 at Minnesota), 79 yards
10 Tony Martin (10/10/99 at Indianapolis), 166 yards
10 Rob Konrad (1/2/00 at Washington), 68 yards
10 Davone Bess (12/6/09 vs. New England), 117 yards
10 Brandon Marshall (9/26/10 vs. N.Y. Jets), 166 yards
10 Brandon Marshall (10/17/10 at Green Bay), 127 yards
10 Brandon Marshall (12/26/10 vs. Detroit), 102 yards

MOST RECEPTIONS BY ROOKIE

Season

- 84 Jarvis Landry (2014), 758 yards
75 Terry Kirby (1993), 874 yards
67 Jack Clancy (1967), 868 yards
54 Davone Bess (2008), 554 yards

Game

- 10 Rob Konrad (1/2/00 at Washington), 68 yards
9 Terry Kirby (12/19/93 vs. Buffalo), 148 yards
9 Davone Bess (12/7/08 vs. Buffalo at Toronto), 74 yards

MOST CONSECUTIVE GAMES WITH RECEPTION

- 92 Mark Clayton (6th in 1986 through 16th in 1992 - missed 13th in 1986, 1st in 1989, 1st in 1990, 10th through 14th in 1990 and 1st through 3rd in 1992)
74 O.J. McDuffie (3rd in 1995 through 15th in 1999, missed 11th through 13th and 16th in 1999)
60 Chris Chambers (1st in 2003 through 13th in 2006 - missed 4th in 2004)
61 Davone Bess (1st in 2008 through 13th in 2011)
44 Oronde Gadsden (10th in 1999 through 6th in 2002 and 11th in 2003)

MOST RECEIVING YARDS

Career

8,869	Mark Duper (1982-92), 17.4 per catch
8,643	Mark Clayton (1983-92), 15.7 per catch
7,546	Nat Moore (1974-86), 14.8 per catch
5,688	Chris Chambers (2001-07), 14.0 per catch
5,074	O.J. McDuffie (1993-01), 12.2 per catch

Season

1,389	Mark Clayton (1984), 73 receptions
1,313	Mark Duper (1986), 67 receptions
1,306	Mark Duper (1984), 71 receptions
1,270	Irving Fryar (1994), 73 receptions
1,214	Brandon Marshall (2011), 81 receptions
1,150	Mark Clayton (1986), 60 receptions
1,129	Mark Clayton (1988), 86 receptions
1,118	Chris Chambers (2005), 82 receptions
1,085	Mark Duper (1991), 70 receptions
1,083	Brian Hartline (2012), 74 receptions
1,053	Mark Clayton (1991), 70 receptions
1,050	O.J. McDuffie (1998), 90 receptions
1,037	Tony Martin (1999), 67 receptions
1,104	Brandon Marshall (2010), 86 receptions
1,016	Brian Hartline (2013), 76 receptions
1,011	Mark Clayton (1989), 64 receptions
1,010	Irving Fryar (1993), 64 receptions
1,003	Mark Duper (1983), 51 receptions

Game

253	Brian Hartline (9/30/12 at Arizona), 12 receptions
238	Chris Chambers (12/4/05 vs. Buffalo), 15 receptions
217	Mark Duper (11/10/85 vs. N.Y. Jets), 8 receptions
211	Irving Fryar (9/4/94 vs. New England), 5 receptions
210	Nat Moore (10/4/81 vs. N.Y. Jets), 7 receptions

MOST RECEIVING YARDS BY ROOKIE

Season

883	Chris Chambers (2001), 48 receptions
874	Terry Kirby (1993), 75 receptions
868	Jack Clancy (1967), 67 receptions

Game

148	Terry Kirby (12/19/93 vs. Buffalo), 9 receptions
126	Jack Clancy (12/3/67 at Houston), 7 receptions
124	Chris Chambers (12/22/01 at New England), 7 receptions

MOST RECEIVING TOUCHDOWNS

Career

81	Mark Clayton (1983-92), 550 receptions
74	Nat Moore (1974-86), 510 receptions
59	Mark Duper (1982-92), 511 receptions
43	Chris Chambers (2001-07), 405 receptions

33	Paul Warfield (1970-74), 156 receptions
----	---

Season

18	Mark Clayton (1984), 73 receptions
14	Mark Clayton (1988), 86 receptions
12	Nat Moore (1977), 52 receptions
12	Mark Clayton (1991), 70 receptions
11	Karl Noonan (1968), 58 receptions
11	Paul Warfield (1971), 43 receptions

11	Paul Warfield (1973), 29 receptions
11	Mark Duper (1986), 67 receptions
11	Chris Chambers (2003), 64 receptions
11	Chris Chambers (2005), 82 receptions

Game

4	Paul Warfield (12/15/73 vs. Detroit), 21,7,16,4
4	Mark Ingram (11/27/94 at N.Y. Jets), 10,17,28,8
3	Paul Warfield (11/14/71 vs. Pittsburgh), 12,86,60
3	Nat Moore (11/24/77 at St. Louis), 4,9,28
3	Mark Clayton (12/17/84 vs. Dallas), 41,39,63
3	Mark Duper (12/20/87 at L.A. Rams), 69,5,20
3	Mark Duper (12/20/87 vs. Washington), 26,59,6
3	Irving Fryar (9/4/94 vs. New England), 54,50,35
3	O.J. McDuffie (11/29/98 vs. New Orleans), 22,7,9
3	Lamar Thomas (12/21/98 vs. Denver), 9,56,17
3	Chris Chambers (11/27/03 at Dallas), 39,6,35

MOST RECEIVING TOUCHDOWNS BY ROOKIE

Season

7	Chris Chambers (2001), 48 receptions
5	Andre Brown (1989), 24 receptions
5	Jarvis Landry (2014), 84 receptions
4	Randy McMichael (2002), 39 receptions
3	Jack Harper (1967), 11 receptions
3	Jimmy Cefalo (1978), 6 receptions
3	Ferrell Edmunds (1988), 33 receptions
3	Terry Kirby (1993), 75 receptions
3	Brian Hartline (2009), 31 receptions
3	Charles Clay (2011), 16 receptions

MOST CONSECUTIVE GAMES WITH RECEIVING TOUCHDOWN

6	Paul Warfield (4th through 9th in 1971)
6	Mark Clayton (13th through 16th in 1988 and 2nd through 3rd in 1989)

HIGHEST RECEIVING AVERAGE

Career (minimum 100 receptions)

21.5	Paul Warfield (1970-74), 156 receptions
17.4	Mark Duper (1982-92), 511 receptions
16.9	Durriel Harris (1976-83, 1985), 269 receptions
16.0	Irving Fryar (1993-95), 199 receptions

Season (minimum 24 receptions)

25.1	Paul Warfield (1970), 28/703 yards
23.2	Paul Warfield (1971), 43/996 yards
21.8	Jimmy Cefalo (1981), 29/631 yards
20.9	Paul Warfield (1972), 29/606 yards
20.0	Bo Roberson (1966), 26/519 yards

Game (minimum three receptions)

52.7	Paul Warfield (11/14/71 vs. Pittsburgh), 3/158
46.0	Patrick Cobbs (10/12/08 at Houston), 3/138

- 42.7 Chris Chambers (10/24/04 vs. St. Louis), 3/128
 42.2 Irving Fryar (9/4/94 vs. New England), 5/211
 41.3 Nat Moore (10/10/76 at Baltimore), 3/124

HIGHEST RECEIVING AVERAGE BY ROOKIE

Season (minimum 24 receptions)

- 18.4 Chris Chambers (2001), 48/883 yards
 17.4 Ferrell Edmunds (1988), 33/575 yards
 17.1 Andre Brown (1989), 24/410 yards

Game (minimum three receptions)

- 37.7 Chris Chambers (11/11/01 at Indianapolis), 3/113
 31.3 Brian Hartline (10/25/09 vs. New Orleans), 3/94
 30.3 Mel Baker (12/15/74 vs. New England), 4/121

MOST 100-YARD RECEIVING GAMES

Career

- 28 Mark Duper (1982-92)
 22 Mark Clayton (1983-92)
 17 Chris Chambers (2001-07)
 12 Nat Moore (1974-86)
 10 Paul Warfield (1970-74)
 10 Duriel Harris (1976-83, 1985)
 10 Irving Fryar (1993-95)

Season

- 8 Mark Duper (1986)
 6 Mark Clayton (1984)
 6 Irving Fryar (1994)
 5 Mark Clayton (1989)
 5 Tony Martin (1999)
 5 Brandon Marshall (2011)
 4 Paul Warfield (1971)
 4 Duriel Harris (1979)
 4 Mark Duper (1984)
 4 Chris Chambers (2004)
 4 Brandon Marshall (2010)
 4 Mike Wallace (2013)

MOST 100-YARD RECEIVING GAMES BY ROOKIE

- 3 Jack Clancy (1967)
 3 Chris Chambers (2001)
 2 Terry Kirby (1993)
 1 Mel Baker (1974)
 1 Duriel Harris (1976)
 1 Ferrell Edmunds (1988)
 1 Andre Brown (1989)

MOST CONSECUTIVE 100-YARD RECEIVING GAMES

- 4 Irving Fryar (10th through 13th in 1994)
 3 Mark Clayton (14th through 16th in 1984)
 3 Mark Duper (3rd through 5th in 1986)
 3 Chris Chambers (11th through 13th in 2005)

TOTAL YARDS FROM SCRIMMAGE

(rushing/receiving)

Career

- 8,859 Mark Duper (1982-92), -10/8,869
 8,751 Mark Clayton (1983-92), 108/8,643

- 7,867 Ricky Williams (2002-03, 2005, 2007-10), 6,436/1431

- 7,795 Nat Moore (1974-86), 249/7,546

- 7,425 Larry Csonka (1968-74, 1979), 6,737/688

Season

- 2,216 Ricky Williams (2002), 1,853/363
 1,723 Ricky Williams (2003), 1,372/351
 1,450 Delvin Williams (1978), 1,258/192
 1,424 Mark Clayton (1984), 351/389
 1,385 Ricky Williams (2009), 1,121/264

Game

- 253 Brian Hartline (9/30/12 at Arizona), 0/253
 252 Troy Stradford (11/22/87 at Dallas), 169/83
 238 Chris Chambers (12/4/05 vs. Buffalo), 0/238
 235 Ricky Williams (12/1/02 at Buffalo), 228/7
 *227 Lamar Smith (12/30/00 vs. Indianapolis), 209/18

By Rookie, Season

- 1,264 Terry Kirby (1993), 390/874
 1,255 Karim Abdul-Jabbar (1996), 1,116/139
 1,139 Ronnie Brown (2005), 907/232

COMBINED YARDAGE

(rushing/receiving/returns)

Career

- 9,276 Mark Clayton (1983-92), 108/8,643/525
 8,950 Nat Moore (1974-86), 248/7,547/1,155
 8,859 Mark Duper (1982-92), -10/8,869/0
 8,752 Tony Nathan (1979-87), 3,543/3,592/1,617
 8,353 O.J. McDuffie (1993-01), 49/5,074/3,230

Season

- 2,216 Ricky Williams (2002), 1,853/363/0
 2,208 Wes Welker (2005), 5/434/1,769
 2,129 Wes Welker (2006), 0/687/1,442
 2,086 Ted Ginn, Jr. (2007) 3/420/1,663
 1,912 Jarvis Landry (2014) -4/758/1,158

Game

- 302 Mercury Morris (11/1/70 at Baltimore) 8-89/3-68/6-145
 299 Ted Ginn, Jr. (11/1/09 at N.Y. Jets), 0-0, 0-0, 6-299
 297 Wes Welker (10/16/05 at Tampa Bay) 0-0/3-97/10-200
 *280 O.J. McDuffie (12/30/95 at Buffalo) 1-9/11-154/6-117
 258 Wes Welker (10/21/05 vs. Kansas City) 0-0/2-41/9-217

By Rookie, Season

- 2,086 Ted Ginn, Jr. (2007) 3/420/1,663
 1,912 Jarvis Landry (2014) -4/758/1,158
 1,777 Wes Welker (2004), 0/0/1,777
 1,683 Chris Chambers (2001), -11/883/811

PUNTING

MOST PUNTS

Career

- 633 Larry Seiple (1967-77), 25,347 yards
 594 Brandon Fields (2007-14), 27,780 yards
 555 Reggie Roby (1983-92), 24,036 yards
 339 Matt Turk (2000-01, 2003-04), 13,910 yards

227 George Roberts (1978-80), 9,314 yards

Season

- 98 Matt Turk (2004), 41.7 average
- 93 Klaus Wilmsmeyer (1998), 42.5 average
- 92 Matt Turk (2000), 42.1 average
- 88 Donnie Jones (2005), 43.5 average
- 85 Donnie Jones (2006), 42.8 average
- 85 Brandon Fields (2013), 48.8 average

Game

- 11 Matt Turk (12/7/03 at New England), 406 yards
- 10 George Wilson, Jr. (9/9/66 vs. N.Y. Jets), 483 yards
- 10 George Roberts (10/12/80 at New England), 445 yards
- 10 Klaus Wilmsmeyer (9/20/98 vs. Pittsburgh), 458 yards
- 10 Matt Turk (9/19/04 at Cincinnati), 400 yards
- 10 Donnie Jones (12/25/06 vs. N.Y. Jets), 427 yards
- 10 Brandon Fields (12/23/07 at New England), 446 yards
- 10 Brandon Fields (12/12/10 at N.Y. Jets), 564 yards
- 10 Brandon Fields (12/22/13 at Buffalo), 501 yards

HIGHEST GROSS PUNTING AVERAGE

Career (minimum 120 punts)

- 46.8 Brandon Fields (2007-14), 594 punts
- 44.2 John Kidd (1994-97), 201 punts
- 43.3 Reggie Roby (1983-92), 555 punts
- 43.2 Donnie Jones (2005-06), 173 punts
- 41.0 George Roberts (1978-80), 237 punts
- 41.0 Matt Turk (2000-01, 2003-04), 339 punts

Season (minimum 40 punts)

- 50.2 Brandon Fields (2012), 74 punts
- 48.85 Brandon Fields (2011), 78 punts
- 48.82 Brandon Fields (2013), 85 punts
- 46.34 Brandon Fields (2014), 58 punts
- 46.295 John Kidd (1996), 78 punts
- 46.293 Brandon Fields (2009), 75 punts

Game (minimum 4 punts)

- 58.8 Brandon Fields (9/23/12 vs. N.Y. Jets), 4-235 yards
- 58.5 Reggie Roby (9/28/86 vs. San Francisco), 4-234 yards
- 56.4 Brandon Fields (12/12/10 at N.Y. Jets), 10-564 yards
- 55.5 Brandon Fields (12/4/11 vs. Oakland), 4-222 yards
- 54.4 John Kidd (10/27/96 vs. Dallas), 5-272 yards

HIGHEST NET PUNTING AVERAGE

Career (since 1976, minimum 120 punts)

- 39.2 Brandon Fields (2007-14), 594 punts
- 36.5 Matt Turk (2000-04), 339 punts
- 36.1 Reggie Roby (1983-92), 555 punts

Season (since 1982, minimum 40 punts)

- 42.4 Brandon Fields (2013), 85 punts
- 41.2 Brandon Fields (2012), 74 punts
- 41.1 Brandon Fields (2011), 78 punts
- 39.8 Brandon Fields (2009), 75 punts
- 39.3 Donnie Jones (2005), 88 punts

LONGEST PUNTS

- 77 Reggie Roby (11/29/87 at Buffalo), net 77
- 77 Matt Turk (11/25/01 at Buffalo), touchback
- 74 Brandon Fields (12/22/13 at Buffalo), net 74
- 73 Larry Seiple (11/14/71 vs. Pittsburgh), touchback
- 73 Reggie Roby (9/28/86 vs. San Francisco), touchback
- 73 Reggie Roby (10/5/86 at New England), net 73

MOST INSIDE-THE-20

Season (since 1982)

- 33 Brandon Fields (2013), 85 punts
- 32 Brandon Fields (2011), 78 punts
- 31 Donnie Jones (2005), 88 punts
- 31 Brandon Fields (2010), 73 punts
- 29 Matt Turk (2004), 98 punts
- 29 Brandon Fields (2012), 74 punts

PUNT RETURNS

MOST PUNT RETURNS

Career

- 127 Jake Scott (1970-75)
- 127 O.J. McDuffie (1993-01)
- 127 Wes Welker (2004-06)
- 115 Davone Bess (2008-12)
- 79 Tom Vigorito (1981-85)

Season

- 43 Wes Welker (2004), 10.8 average
- 43 Wes Welker (2005), 9.1 average
- 41 Mark Clayton (1983), 9.6 average
- 41 Wes Welker (2006), 9.2 average
- 37 Davone Bess (2011), 11.9 average

Game

- 7 Mercury Morris (10/19/69 at Kansas City), 17.6 average
- 7 Lamont Brightful (9/19/04 at Cincinnati), 11.1 average
- 7 Marcus Thigpen (11/24/13 vs. Carolina), 10.1 average
- 6 Davone Bess (11/20/11 at Buffalo), 8.8 average
- 6 Davone Bess (12/18/11 vs. Buffalo), 16.8 average
- 6 Jake Scott (11/10/74 at New Orleans), 16.5 average
- 6 Freddie Solomon (12/5/77 vs. Baltimore), 9.3 average
- 6 Tom Vigorito (11/30/81 vs. Philadelphia), 12.2 average
- 6 Mark Clayton (11/20/83 vs. Baltimore), 16.2 average
- 6 Vince Heflin (9/23/84 vs. Indianapolis), 12.7 average
- *6 Nate Jacquet (1/9/00 at Seattle), 10.5 average
- 6 Wes Welker (12/5/04 vs. Buffalo), 8.5 average

MOST PUNT RETURN YARDS

Career

- 1,330 Jake Scott (1970-75)
- 1,232 Wes Welker (2004-06)
- 1,196 Davone Bess (2008-12)
- 1,127 O.J. McDuffie (1993-01)
- 830 Tom Vigorito (1981-85)

Season

- 464 Wes Welker (2004), 10.8 average
- 442 Davone Bess (2011), 11.9 average
- 392 Mark Clayton (1983), 9.6 average
- 390 Wes Welker (2005), 9.1 average
- 379 Tom Vigorito (1981), 10.5 average

Game

- 123 Mercury Morris (10/19/69 at Kansas City), 7 returns
- 114 O.J. McDuffie (12/13/93 vs. Pittsburgh), 5 returns
- 106 James Pruitt (9/14/86 vs. Indianapolis), 2 returns

MOST PUNT RETURN TOUCHDOWNS

Career

- 2 Freddie Solomon (1975-77)
- 2 Tom Vigorito (1981-85)
- 2 O.J. McDuffie (1993-01)

Season

- 2 O.J. McDuffie (1993)

LONGEST PUNT RETURNS

- 87t Tom Vigorito (9/10/81 vs. Pittsburgh)
- 87t Ted Ginn, Jr. (11/18/07 at Philadelphia)
- 86t Tony Nathan (10/14/79 vs. Buffalo)
- 81t Jeff Ogden (10/29/00 vs. Green Bay)
- 79t Freddie Solomon (12/5/76 vs. Buffalo)
- 77t Jake Scott (11/22/70 vs. Baltimore)
- 72t O.J. McDuffie (12/13/93 vs. Pittsburgh)
- 72t Marcus Thigpen (9/9/12 at Houston)
- 71t James Pruitt (9/14/86 vs. Indianapolis)
- 71t O.J. McDuffie (10/24/93 vs. Indianapolis)
- 71t Wes Welker (12/20/04 vs. New England)
- 70t Scott Schwedes (12/17/89 at Indianapolis)

HIGHEST PUNT RETURN AVERAGE

Career (minimum 50 returns)

- 13.7 Jeff Ogden (2000-01), 51 returns
- 11.4 Freddie Solomon (1975-77), 71 returns
- 10.51 Tom Vigorito (1981-85), 79 returns
- 10.47 Jake Scott (1970-75), 127 returns
- 10.4 Davone Bess (2008-12), 115 returns

Season (minimum 15 returns)

- 17.0 Jeff Ogden (2000), 19 returns
- 12.5 Nate Jacquet (1999), 28 returns
- 12.3 Freddie Solomon (1975), 26 returns
- 12.21 Terrell Buckley (1998), 29 returns
- 12.15 Marcus Thigpen (2012), 26 returns

Game (minimum 3 returns)

- 33.0 Ted Ginn Jr. (11/18/07 at Philadelphia), 3-99 yards
- 26.3 Tom Vigorito (9/12/82 at N.Y. Jets) 3-79 yards
- 26.3 Wes Welker (9/7/06 at Pittsburgh), 3-79 yards
- 22.8 O.J. McDuffie (12/13/93 vs. Pittsburgh), 5-114 yards
- 21.7 Charles Jordan (9/7/97 at Tennessee), 3-65 yards

MOST FAIR CATCHES

Career

- 91 O.J. McDuffie (1993-01)
- 85 Davone Bess (2008-12)
- 64 Wes Welker (2004-06)
- 55 Jake Scott (1970-75)
- 30 Scott Miller (1991-94)

Season

- 29 Wes Welker (2006)
- 24 O.J. McDuffie (1996)
- 24 Davone Bess (2011)
- 23 Wes Welker (2005)
- 22 O.J. McDuffie (1993)

Game

- 6 Jake Scott (12/20/70 vs. Buffalo)

KICKOFF RETURNS

MOST KICKOFF RETURNS

Career

- 166 Wes Welker (2004-06)
- 147 Ted Ginn, Jr. (2007-09)
- 123 Fulton Walker (1981-85)
- 111 Mercury Morris (1969-75)
- 107 Brock Marion (1998-03)

Season

- 63 Ted Ginn, Jr. (2007), 22.7 average
- 62 Brock Marion (1999), 24.6 average
- 61 Wes Welker (2005), 22.6 average
- 57 Wes Welker (2004), 23.0 average
- 52 Ted Ginn, Jr. (2009), 24.9 average

Game

- 8 Joe Cribbs (12/18/88 at Pittsburgh), 21.1 average
- 8 Ted Ginn, Jr. (12/2/07 vs. N.Y. Jets), 24.8 average
- 8 Ted Ginn, Jr. (11/23/08 vs. New England), 19.3 average
- *8 Marc Logan (1/12/91 at Buffalo), 17.3 average

MOST KICKOFF RETURN YARDS

Career

- 3,756 Wes Welker (2004-06)
- 3,386 Ted Ginn, Jr. (2007-09)
- 2,947 Mercury Morris (1969-75)
- 2,944 Fulton Walker (1981-85)
- 2,517 Brock Marion (1998-03)

Season

- 1,524 Brock Marion (1999), 24.6 average
- 1,433 Ted Ginn, Jr. (2007), 22.7 average
- 1,379 Wes Welker (2005), 22.6 average
- 1,313 Wes Welker (2004), 23.0 average
- 1,296 Ted Ginn, Jr. (2009), 24.9 average

Game

- 299 Ted Ginn, Jr. (11/1/09 at N.Y. Jets), long 101t
- 215 Travis Minor (10/13/02 at Denver), long 66
- 210 Wes Welker (1/2/05 at Baltimore), long 95t
- 205 Albert Johnson (9/29/02 at Kansas City), long 49
- 204 Gene Milton (9/21/68 vs. Oakland), long 73

MOST KICKOFF RETURN TOUCHDOWNS

Career

- 3 Mercury Morris (1969-75)
- 2 Ted Ginn, Jr. (2007-09)

Season

- 2 Ted Ginn, Jr. (2009)

Game

- 2 Ted Ginn, Jr. (11/1/09 at N.Y. Jets), 100, 101 yards

LONGEST KICKOFF RETURNS

- 105t Mercury Morris (9/14/69 at Cincinnati)
- 101t Ted Ginn, Jr. (11/1/09 at N.Y. Jets)
- 100t Ted Ginn, Jr. (11/1/09 at N.Y. Jets)
- **98t Fulton Walker (1/30/83 vs. Washington)
- 97t Marc Logan (10/1/89 at Houston)
- 96t Mercury Morris (12/6/70 vs. Boston)
- 96t Marcus Thigpen (11/15/12 at Buffalo)
- 95t Joe Auer (9/2/66 vs. Oakland)
- 95t Bobby Neff (9/14/68 vs. Houston)
- 95t Wes Welker (1/2/05 at Baltimore)

HIGHEST KICKOFF RETURN AVERAGE

Career (minimum 50 returns)

- 26.5 Mercury Morris (1969-75), 111 returns
- 25.3 Duriel Harris (1976-83, 1985), 56 returns
- 24.8 Marcus Thigpen (2012-13), 77 returns
- 23.9 Fulton Walker (1981-85), 123 returns

Season (minimum 14 returns)

- 32.9 Duriel Harris (1976), 17 returns, 559 yards
- 29.6 Gary Davis (1977), 14 returns, 414 yards
- 29.0 Mercury Morris (1970), 28 returns, 812 yards

Game (minimum 3 returns)

- 49.8 Ted Ginn, Jr. (11/1/09 at N.Y. Jets), 6-299
- 47.7 Fulton Walker (10/16/83 at N.Y. Jets), 3-143
- **47.5 Fulton Walker (1/30/83 vs. Washington), 4-190
- 46.7 Joe Auer (9/2/66 vs. Oakland), 3-140
- 46.0 Marc Logan (10/1/89 at Houston), 3-138

INTERCEPTIONS

MOST INTERCEPTIONS

Career

- 35 Jake Scott (1970-75)
- 34 Dick Anderson (1968-77)
- 31 Sam Madison (1997-05)
- 29 Glenn Blackwood (1979-87)
- 29 Patrick Surtain (1998-04)

Season

- 10 Dick Westmoreland (1967), 127 yards
- 8 Willie West (1966), 62 yards
- 8 Dick Anderson (1968), 230 yards
- 8 Dick Anderson (1970), 191 yards
- 8 Dick Anderson (1973), 163 yards
- 8 Jake Scott (1974), 75 yards
- 8 Terrell Buckley (1998), 157 yards
- 8 Sam Madison (1998), 114 yards

Game

- 4 Dick Anderson (12/3/73 vs. Pittsburgh), 121 yards
- 3 Willie West (10/23/66 at Houston), 49 yards
- 3 Dick Westmoreland (1/26/67 vs. Buffalo), 43 yards

- 3 Charlie Babb (9/22/75 vs. Oakland), 18 yards
- 3 Curtis Johnson (11/9/75 vs. N.Y. Jets), 25 yards
- 3 Larry Gordon (12/10/78 vs. Oakland), 35 yards
- *3 A.J. Duhe (1/23/83 vs. N.Y. Jets), 36 yards
- 3 William Judson (10/16/83 at N.Y. Jets), 23 yards
- 3 Louis Oliver (10/4/92 at Buffalo), 170 yards
- 3 Sam Madison (11/7/99 vs. Tennessee), 101 yards

MOST INTERCEPTIONS BY ROOKIE

Season

- 8 Dick Anderson (1968), 230 yards
- 5 Lloyd Mumphord (1969), 102 yards
- 5 Jake Scott (1970), 112 yards
- 5 Don McNeal (1980), 17 yards

Game

- 2 Dick Anderson (11/24/68 at Boston), 109 yards
- 2 Jake Scott (12/7/69 vs. Denver), 0 yards
- 2 Don McNeal (10/12/80 at New England), 2 yards
- 2 Jarvis Williams (10/9/88 at L.A. Raiders), 23 yards

MOST CONSECUTIVE GAMES WITH INTERCEPTION

- 5 Dick Westmoreland (9th through 13th in 1967)

MOST INTERCEPTION RETURN YARDS

Career

- 792 Dick Anderson (1968-77), 23.3 average
- 569 Louis Oliver (1989-93, 1995-96), 23.7 average
- 487 Sam Madison (1997-05), 15.7 average
- 431 Brock Marion (1998-03), 21.6 average
- 425 Jake Scott (1970-75), 12.1 average
- 425 Terrell Buckley (1995-99, 2003), 17.7 average

Season

- 230 Dick Anderson (1968), 8 for 28.8 average
- 227 Brock Marion (2001), 5 for 45.4 average
- 200 Louis Oliver (1992), 5 for 40.0 average
- 198 Jimmy Warren (1966), 5 for 39.6 average
- 191 Dick Anderson (1970), 8 for 239 average

Game

- 170 Louis Oliver (10/4/92 at Buffalo), 3 interceptions
- 121 Dick Anderson (12/3/73 vs. Pittsburgh), 4 interceptions
- 107 Dick Anderson (11/24/68 at Boston), 2 interceptions
- 101 Sam Madison (11/7/99 vs. Tennessee), 3 interceptions
- 100 Brock Marion (1/6/02 vs. Buffalo), 1 interception

LONGEST INTERCEPTION RETURNS

- 103t Louis Oliver (10/4/92 at Buffalo), Jim Kelly
- 100t Brock Marion (1/6/02 vs. Buffalo), Travis Brown

- 96t Dick Anderson (11/24/68 at Boston), Tom Sherman
- 94t Brent Grimes (10/31/13 vs. Cincinnati), Andy Dalton
- 91t Terrell Buckley (10/13/96 at Buffalo), Jim Kelly
- 86t Dick Anderson (12/20/70 vs. Buffalo), Dennis Shaw
- 86t William Judson (60t), Mike Kozlowski (26, lateral), (9/9/84 vs. New England), Steve Grogan
- 81t Louis Delmas (10/26/14 at Jacksonville), Blake Bortles
- 76t Troy Vincent (58t), Gene Atkins (18, lateral), (12/12/94 vs. Kansas City), Steve Bono
- 74t Terrell Buckley (12/21/03 at Buffalo), Drew Bledsoe
- 70t Jimmy Warren (11/13/66 at Kansas City), Len Dawson
- 70 Sammy Knight (11/27/03 at Dallas), Quincy Carter

TOUCHDOWN INTERCEPTIONS

Career

- 4 Zach Thomas (1996-2007)
- 3 Dick Anderson (1968-77)
- 3 Terrell Buckley (1995-99, 2003)
- 3 Jason Taylor (1997-2007, 2009, 2011)
- 2 Dick Westmoreland (1966-69)
- 2 Jimmy Warren (1966-67)
- 2 Bill Stanfill (1969-76)
- 2 Lloyd Mumphord (1969-74)
- 2 Mike Kozlowski (1979-86)
- 2 Don McNeal (1980-89)
- 2 William Judson (1982-89)
- 2 Louis Oliver (1989-93, 1995-96)
- 2 Troy Vincent (1992-95)
- 2 Sam Madison (1997-2005)
- 2 Brock Marion (1998-2003)
- 2 Patrick Surtain (1998-2004)
- 2 Brent Grimes (2013-14)

Season

- 2 Bill Stanfill (1969), 15,17 yards
- 2 Dick Anderson (1973), 27,38 yards
- 2 Mike Kozlowski (1983), 35,38 yards
- 2 Zach Thomas (1998), 17,1 yards
- 2 Brock Marion (2001), 26,100 yards
- 2 Jason Taylor (2006), 20,51 yards

Game

- 2 Dick Anderson (12/3/73 vs. Pittsburgh)
- 2 Mike Kozlowski (12/16/83 vs. N.Y. Jets)

SACKS

MOST SACKS

Career

- 131 Jason Taylor (1997-2007, 2009, 2011)
- 67½ Bill Stanfill (1969-76)
- 65½ Doug Betters (1978-87)
- 64 Vern Den Herder (1971-81)
- 63 Cameron Wake (2009-14)

Season

- 18½ Bill Stanfill (1973)
- 18½ Jason Taylor (2002)
- 17½ Joey Porter (2008)
- 16½ Trace Armstrong (2000)

- 16 Doug Betters (1983)

Game

- 5 Bill Stanfill (10/7/73 vs. N.Y. Jets)
- 5 Vern Den Herder (10/21/73 vs. Buffalo)
- 5 Bill Stanfill (11/17/74 vs. Buffalo)
- 4½ Cameron Wake (9/30/12 at Arizona)
- 4 Vern Den Herder (9/22/74 at Buffalo)
- 4 Vern Den Herder (11/11/79 vs. Baltimore)
- 4 Doug Betters (9/4/83 at Buffalo)
- 4 E.J. Junior (10/6/91 at New England)
- 4 Joey Porter (9/21/08 at New England)

MOST SACKS BY ROOKIE

Season

- 8 Bill Stanfill (1969)
- 8 Lorenzo Bromell (1998)
- 7 A.J. Duhe (1977)
- 6 Marco Coleman (1992)
- 5 Derrick Rodgers (1997)
- 5 Jason Taylor (1997)

Game

- 3 A.J. Duhe (11/6/77 at N.Y. Jets)
- 3 Marco Coleman (10/25/92 vs. Indianapolis)
- 2 Bill Stanfill (10/26/69 vs. Buffalo)
- 2 Bob Baumhower (11/20/77 at Cincinnati)
- 2 A.J. Duhe (12/11/77 at New England)
- 2 Doug Betters (10/29/78 vs. Baltimore)
- 2 Charles Bowser (1/2/83 at Baltimore)
- 2 John Bosa (12/17/87 vs. N.Y. Jets)
- 2 Marco Coleman (11/1/92 at N.Y. Jets)
- 2 Shane Burton (12/1/96 at Oakland)
- 2 Derrick Rodgers (10/12/97 at N.Y. Jets)
- 2 Lorenzo Bromell (9/13/98 vs. Buffalo)
- 2 Lorenzo Bromell (11/29/98 vs. New Orleans)
- 2 Olivier Vernon (10/14/12 vs. St. Louis)

FUMBLES

MOST FUMBLES

Career

- 106 Dan Marino (1983-99)
- 52 Bob Griese (1967-80)
- 34 Tony Nathan (1979-87)
- 30 Ricky Williams (2002-03, 2005, 2007-10)
- 29 Mercury Morris (1969-75)

Season

- 13 Gus Frerotte (2005)
- 10 A.J. Feeley (2004)
- 9 Ten times (last – Ryan Tannehill, 2014)

Game

- 4 Craig Erickson (10/6/96 vs. Seattle)
- 3 12 times (last: Ryan Tannehill, 9/15/12 at Indianapolis)

MOST FUMBLES BY ROOKIE

Season

- 9 Ryan Tannehill (2012)
- 8 Tony Nathan (1979)
- 7 Scott Schwedes (1987)
- 7 John Beck (2007)

Game

- 3 Rick Norton (9/9/66 vs. N.Y. Jets)
- 3 Scott Schwedes (12/13/87 at Philadelphia)
- 3 John Beck (12/2/07 vs. N.Y. Jets)

MOST OWN FUMBLE RECOVERIES

Career

- 38 Dan Marino (1983-99)
- 23 Bob Griese (1967-80)

Season

- 7 Dan Marino (1988)
- 6 Bob Griese (1971)
- 4 Rick Norton (1969)
- 4 Dan Marino (1986)
- 4 Gus Frerotte (2005)

Game

- 3 Rick Norton (11/9/69 at Boston)
- 3 Craig Erickson (10/6/96 vs. Seattle)
- 3 Lamont Brightful (9/19/04 at Cincinnati)
- 3 Cleo Lemon (12/9/07 at Buffalo)

MOST OPPONENT FUMBLE RECOVERIES

Career

- 27 Jason Taylor (1997-2007, 2009, 2011)
- 17 Dick Anderson (1968-77)
- 17 Bob Baumhower (1977-86)
- 14 Vern Den Herder (1971-81)
- 12 Larry Gordon (1976-82)

Season

- 6 Dick Anderson (1972)
- 5 Bud Brown (1985)
- 4 11 times (last – Jason Taylor, 2001)

Game

- 2 Tom Nomina (11/13/66 at Kansas City), 0 yards
- 2 Art Powell (10/18/70 at Buffalo), 0 yards
- 2 Jim Riley (11/7/76 vs. Buffalo), 0 yards
- 2 Jeris White (11/28/76 at Cleveland), 0 yards
- 2 Bob Baumhower (12/11/77 at New England), 0 yards
- 2 Tim Foley (11/29/79 vs. New England), 2 yards
- 2 Glenn Blackwood (10/19/80 vs. Buffalo), 0 yards
- 2 Doug Betters (11/6/83 at San Francisco), 0 yards
- 2 Bud Brown (9/8/85 vs Houston), 6 yards
- 2 Bryan Cox (10/31/93 vs. Kansas City), 1 yard
- 2 Jason Taylor (10/7/01 vs. New England), 1 yard, 1 TD

FUMBLE RETURNS FOR TOUCHDOWNS

- 85t Jason Taylor (9/11/05 vs. Denver), Jake Plummer
- 59t Trell Hooper (10/11/87 vs. Kansas City), Robert Parker
- 55t Liffort Hobley (10/11/87 vs. Kansas City), Chris Smith
- 50t Cortland Finnegan (9/28/14 at Oakland in London), Matt McGloin
- 48t Renaldo Hill (11/19/06 vs. Minnesota), Chester Taylor
- 48t Jason Taylor (11/1/09 at N.Y. Jets), Shonn Greene
- 44t Don Bessillieu (10/19/80 vs. Buffalo), Joe Cribbs
- 43t Michael Lehan (12/2/07 vs. N.Y. Jets), Kellen Clemens
- 37t Pat Johnson (12/24/95 at St. Louis), Todd Kinchen

- 35t Dick Anderson (10/15/72 vs. San Diego), Mike Garrett
- 34t Jason Taylor (11/27/03 at Dallas), Quincy Carter
- 29t Jason Taylor (10/1/00 at Cincinnati), Akili Smith
- 25t Mike Kozlowski (12/6/81 vs. New England), Sam Cunningham
- 22t Terrell Buckley (10/27/97 vs. Chicago), Ricky Proehl
- 21t Bob Baumhower (10/7/84 at Pittsburgh), Mark Malone
- 20t Sam Madison (10/8/00 vs. Buffalo), Sammy Morris
- 19t Liffort Hobley (10/9/88 at L.A. Raiders), Vance Mueller
- 15t Jimmy Warren off lateral from Bob Neff, (12/17/67 vs. Boston), Jim Nance
- 13t Nick Buoniconti (9/30/73 vs. New England), John Tarver
- 13t Bob Baumhower (10/9/78 vs. Cincinnati), Dave Turner
- 13t Brian Sochia (12/30/90 vs. Indianapolis), Jeff George
- 10t Willie West (10/6/68 at Houston), Bob Davis
- 10t Sean Hill (9/1/96 vs. New England), Louis Oliver
- 7t Bob Brudzinski (10/27/85 at Detroit), Eric Hipple
- 4t O.J. McDuffie (10/12/97 at N.Y. Jets), Charles Jordan
- 4t Jason Taylor (9/13/99 at Denver), Brian Griese
- 2t Randy McMichael (10/12/03 at Jacksonville), Obafemi Ayanbadejo
- 1t Cliff Odom (10/28/90 at Indianapolis), Jack Trudeau
- 1t Jason Taylor (10/7/01 vs. New England), Tom Brady
- 1t Derrick Pope (11/28/04 at San Francisco), Tim Rattay
- 0t Chuck Klingbeil (9/22/91 vs. Green Bay), Don Majkowski
- 0t Scott Miller (9/1/96 vs. New England), Stanley Pritchett
- 0t Tim Bowens (11/30/97 at Oakland), Jeff George
- 0t Travis Minor (10/28/01 at Seattle), Jay Fiedler
- 0t Trent Gamble (9/8/02 vs. Detroit), Chris Cash
- 0t Koa Misi (9/19/10 at Minnesota), Brett Favre

TOUCHDOWN FUMBLE RETURNS

Career

- 6 Jason Taylor (1997-2007, 2009, 2011)
- 2 Bob Baumhower (1977-86)
- 2 Liffort Hobley (1987-93)

TAKEAWAYS

(interceptions/fumble recoveries)

MOST TAKEAWAYS

Career

- 51 Dick Anderson (1968-77), 34 INTs, 17 FRs

- 42 Jake Scott (1970-75), 35 INTs, 7 FRs
- 41 Glenn Blackwood (1979-87), 29 INTs, 12 FRs
- 35 Sam Madison (1997-05), 31 INTs, 4 FRs
- 35 Jason Taylor (1997-2007, 2009, 2011), 8 INTs, 27 FRs

Season

- 11 Dick Anderson (1970), 8 INTs, 3 FRs
- 11 Jake Scott (1974), 8 INTs, 3 FRs
- 10 Dick Westmoreland (1967), 10 INTs
- 9 Dick Anderson (1968), 8 INTs, 1 FR
- 9 Dick Anderson (1972), 3 INTs, 6 FRs
- 9 Terrell Buckley (1998), 8 INTs, 1 FR

Game

- 4 Dick Anderson (12/3/73 vs. Pittsburgh), 4 INTs
- 4 Jeris White (11/26/76 at Cleveland), 2 INTs, 2 FRs

MOST TAKEAWAYS BY ROOKIE

Season

- 9 Dick Anderson (1968), 8 INTs, 1 FR
- 7 Lloyd Mumphord (1969), 5 INTs, 2 FRs
- 7 Curtis Johnson (1970), 3 INTs, 4 FRs
- 7 Jarvis Williams (1988), 4 INTs, 3 FRs

Game

- 3 Lloyd Mumphord (12/7/69 vs. Denver), 2 INTs, 1 FR

BLOCKED KICKS

MOST BLOCKED KICKS

Career

- 9 Curtis Johnson (1970-78), 6 FGs, 2 Punts, 1 PAT
- 8 Lloyd Mumphord (1969-74), 7 FGs, 1 Punt
- 5 Vern Den Herder (1971-81), 4 FGs, 1 Punt
- 5 William Judson (1982-89), 3 FGs, 2 Punts
- 5 Jeff Cross (1988-95), 3 FGs, 1 Punt, 1 PAT

Season

- 4 Wahoo McDaniel (1966), 1 FG, 3 PATs
- 3 Frank Cornish (1970), 2 FGs, 1 PAT
- 3 Curtis Johnson (1972), 1 FG, 2 Punts
- 3 Shane Burton (1998), 3 FGs

MOST BLOCKED FIELD GOALS

Career

- 7 Lloyd Mumphord (1969-74)
- 6 Curtis Johnson (1970-78)

- 4 Vern Den Herder (1971-81)
- 4 Bob Baumhower (1977-86)

Season

- 3 Shane Burton (1998)

BLOCKED FIELD GOAL RETURNS FOR TD

- 51t Lloyd Mumphord (12/6/70 vs. Boston), Gino Capelletti
- 47t Curtis Johnson (12/19/71 vs. Green Bay), Tim Webster

LONGEST SHORT FIELD GOAL RETURNS

- 50 Jake Scott (12/6/70 vs. Boston), Gino Capelletti

MOST BLOCKED PUNTS

Career

- 3 Tim Foley (1970-80)
- 3 Jimmy Wilson (2011-14)
- 2 Curtis Johnson (1970-78)
- 2 William Judson (1982-89)
- 2 Marc Logan (1989-91)

Season

- 2 Curtis Johnson (1972)
- 2 Tim Foley (1973)
- 2 Marc Logan (1991)

BLOCKED PUNT RETURNS FOR TD

- 19t Mark Higgs (10/18/90 vs. New England), Brian Hansen
- 8t Tim Foley (11/11/73 vs. Baltimore), David Lee
- *5t Charlie Babb (12/24/72 vs. Cleveland), Don Cockroft
- 5t Tim Foley (11/11/73 vs. Baltimore), David Lee
- 0t Lex Hilliard (11/20/11 vs. Buffalo), Brian Mooreman
- 0t Olivier Vernon (10/28/12 at N.Y. Jets), Robert Malone

MOST BLOCKED POINTS AFTER TOUCHDOWNS

Career

- 3 Wahoo McDaniel (1966-68)
- 3 Doug Betters (1978-87)

THREE DOLPHINS MAKE PRO BOWL AT MULTIPLE POSITIONS

Mike Pouncey was named to the NFL Pro Bowl team for the second straight year following the 2014 season. He was elected to the Pro Bowl as a guard following 2014 after making the roster the previous year at center. He is the first offensive player and one of only three Dolphins overall to earn Pro Bowl recognition at different positions, joining teammates Randy Starks (defensive end following 2010 and defensive tackle after 2012) and Cameron Wake (linebacker following 2010 and defensive end after 2012-14).

TEAM RECORDS

* - Playoff Game ** - Super Bowl

- Record includes game of 10/28/07 played at London's Wembley Stadium that was designated as a home game

CHAMPIONSHIPS

SUPER BOWL:

2 1972, 1973

AMERICAN FOOTBALL CONFERENCE:

5 1971, 1972, 1973, 1982, 1984

AFC EASTERN DIVISION:

13 1971, 1972, 1973, 1974, 1979, 1981, 1983, 1984, 1985, 1992, 1994, 2000, 2008

PLAYOFF BERTHS:

22 1970, 1971, 1972, 1973, 1974, 1978, 1979, 1981, 1982, 1983, 1984, 1985, 1990, 1992, 1994, 1995, 1997, 1998, 1999, 2000, 2001, 2008

GAMES

REGULAR-SEASON RECORD: 423-325-4 (.565)

PLAYOFF RECORD: 20-20 (.500)

OVERALL RECORD: 443-345-4 (.562)

HOME REGULAR-SEASON RECORD: 240-131-3 (.646)#

ORANGE BOWL REGULAR-SEASON

RECORD: 110-38-3 (.738)

SUN LIFE STADIUM REGULAR-SEASON

RECORD: 130-92 (.586)

HOME PLAYOFF RECORD: 15-7 (.682)

ORANGE BOWL PLAYOFF RECORD: 10-4 (.714)

SUN LIFE STADIUM PLAYOFF RECORD: 5-3 (.625)

HOME OVERALL RECORD: 255-138-3 (.648)#

ORANGE BOWL OVERALL RECORD: 120-42-3 (.736)

SUN LIFE STADIUM OVERALL RECORD: 135-95 (.587)

ROAD REGULAR-SEASON RECORD: 183-194-1 (.485)

ROAD PLAYOFF RECORD: 5-13 (.278)

ROAD OVERALL RECORD: 188-207-1 (.476)

MOST WINS IN A SEASON:

17 in 1972 (14 regular season, 3 playoffs)

16 in 1984 (14 regular season, 2 playoffs)

BEST SEASON WINNING PERCENTAGE:

1.000 in 1972 (14-0 regular season, 3-0 playoffs)

FEWEST WINS IN A SEASON: 1 in 2007

LOWEST SEASON WINNING PERCENTAGE:

.063 in 2007 (1-15)

CONSECUTIVES

MOST WINS:

18 1st in 1972 through 1st in 1973

MOST REGULAR-SEASON WINS:

16 14th in 1971 through 1st in 1973

16 12th in 1983 through 11th in 1984

MOST HOME WINS:

31 10/17/71 through 12/15/74

MOST REGULAR-SEASON HOME WINS:

27 10/17/71 through 12/15/74

MOST ROAD WINS:

9 9/17/72 through 1/14/73

MOST REGULAR-SEASON ROAD WINS:

7 9/17/72 through 12/10/72

7 12/4/83 through 11/4/84

MOST WINS IN A SERIES:

20 vs. Buffalo, 1970-79

MOST PRESEASON WINS:

11 5th in 1975 through 3rd in 1977

MOST LOSSES:

16 14th in 2006 through 13th in 2007

MOST REGULAR-SEASON LOSSES:

16 14th in 2006 through 13th in 2007

MOST HOME LOSSES:

7 12/25/06 through 12/2/07

7 11/18/10 through 10/23/11

MOST ROAD LOSSES:

11 12/17/06 through 9/14/08

MOST LOSSES IN A SERIES:

8 vs. N.Y. Jets, 1966-69

8 vs. N.Y. Jets, 1998-2001

MOST PRESEASON LOSSES:

7 5th in 1988 through 2nd in 1990

SCORING

MOST POINTS SCORED

Season 513 1984

Game 55 11/24/77 at St. Louis

FEWEST POINTS SCORED

Season 198 1982, 9 games

213 1966

Game 0 21 times, last 12/22/13 at Buffalo

MOST POINTS ALLOWED

Season 437 2007

407 1967

Game *62 1/15/00 at Jacksonville

58 9/18/66 at Buffalo

51 9/21/86 at N.Y. Jets

50 9/7/86 at San Diego

FEWEST POINTS ALLOWED

Season 131 1982, 9 games

150 1973, 14 games

Game 0 26 times, last 11/2/14 vs. San Diego

MOST POINTS, BOTH TEAMS

Game 96 at N.Y. Jets 51, Miami 45, ot (9/21/86)

81 Buffalo 47, at Miami 34 (12/19/93)

80 New Orleans 46, Miami 34
(10/25/09)

FEWEST POINTS, BOTH TEAMS

Game 3 at New England 3, Miami 0
(12/12/82)
3 at Pittsburgh 3, Miami 0
(11/26/07)
9 New England 6, at Miami 3
(11/20/88)

MOST DECISIVE WIN

Game 52 52-0 vs. New England
(11/12/72)
44 44-0 vs. Baltimore (11/11/73)
43 43-0 at N.Y. Jets (10/19/75)
42 45-3 vs. N.Y. Jets (11/24/86)
42 42-0 vs. Kansas City (10/11/87)

MOST DECISIVE LOSS

Game *55 62-7 at Jacksonville (1/15/00)
45 48-3 vs. Kansas City (9/28/68)
41 41-0 at Kansas City (10/8/67)
41 41-0 at Indianapolis (12/14/97)

MOST TOUCHDOWNS SCORED

Season 70 1984
Game 8 11/24/77 at St. Louis

FEWEST TOUCHDOWNS SCORED

Season 26 1966, 2006, 2010

MOST TOUCHDOWNS ALLOWED

Season 53 1967
Game 8 9/18/66 at Buffalo
*8 1/15/00 at Jacksonville

FEWEST TOUCHDOWNS ALLOWED

Season 15 1973

MOST TOUCHDOWNS SCORED BY

Rushing

Season 26 1972, 1975
Game 4 11 times, last 9/16/13 vs.
Oakland

Passing

Season 49 1984
Game 6 11/24/77 at St. Louis
6 9/21/86 at N.Y. Jets

Interception

Season 5 2001
4 1966, 1998
Game 2 12/3/73 vs. Pittsburgh
2 9/12/82 at N.Y. Jets
2 12/16/83 vs. N.Y. Jets
2 12/6/98 at Oakland
2 10/26/14 at Jacksonville

Kickoff Return

Season 2 2009
Game 2 11/1/09 at N.Y. Jets

Punt Return

Fumble Return

Season 3 1997
2 1987, 1990, 1996, 2000,
2001, 2003
Game 2 10/11/87 vs. Kansas City
2 9/1/96 vs. New England

Blocked Punt Return

Season 2 1973

Game 2 11/11/73 vs. Baltimore

FEWEST TOUCHDOWNS SCORED BY

Rushing 5 1966
Passing 12 1969
12 2007

MOST TOUCHDOWNS ALLOWED BY

Rushing

Season 23 1986
Game 5 9/4/88 at Chicago

Passing

Season 31 1967
Game 6 10/21/07 vs. New England

Interception

Season 8 2004
Game 2 12/18/88 at Pittsburgh
2 11/23/97 at New England
2 10/17/99 at New England
2 11/18/01 vs. N.Y. Jets
2 10/25/09 vs. New Orleans

Kickoff Return

Punt Return

Fumble Return 2 1991, 1992, 1993, 1998,
1999, 2007

Blocked FG

Return 1 1979, 1989, 2010, 2014

FEWEST TOUCHDOWNS ALLOWED BY

Rushing 6 1998, 1999
Passing 5 1973

MOST POINTS AFTER TOUCHDOWN SCORED

Season 66 1984
Game 7 11/12/72 vs. New England
7 11/24/77 at St. Louis
7 9/3/95 vs. N.Y. Jets
7 9/8/02 vs. Detroit

MOST POINTS AFTER TOUCHDOWN SCORED, OPPONENT

Season 49 2007
Game *8 1/15/00 at Jacksonville
7 9/18/66 at Buffalo
7 10/21/07 vs. New England

MOST FIELD GOALS SCORED

Season 39 1999
Game 6 10/17/99 at New England

MOST FIELD GOALS SCORED, OPPONENT

Season 34 2013
Game 5 9/28/69 at Houston
5 9/25/88 at Indianapolis
*5 1/17/93 vs. Buffalo
5 10/13/02 at Denver
5 9/7/03 vs. Houston
5 10/7/07 at Houston
5 9/14/14 at Buffalo

MOST SAFETIES SCORED

Season 3 2005
3 2014
2 1978
Game 1 24 times, last 12/21/14 vs.
Minnesota

MOST SAFETIES SCORED, OPPONENT

Season 2 Seven times, last 2011

Game 1 27 times, last 11/11/13 at Tampa Bay

MOST TWO-POINT CONVERSION ATTEMPTS

Season 10 1994
Game 4 at Indianapolis, 11/26/95

MOST TWO-POINT CONVERSION ATTEMPTS, OPPONENT

Season 5 1995, 2009
Game 2 Five times, last 11/1/09 at N.Y. Jets

MOST TWO-POINT CONVERSIONS

Season 6 1994
Game 2 at Indianapolis, 11/26/95

MOST TWO-POINT CONVERSIONS, OPPONENT

Season 2 Five times, last 2014
Game 1 18 times, last 12/21/14 vs. Minnesota

SCORE BY QUARTERS, DOLPHINS

1st – 21 12/20/70 vs. Buffalo
21 10/2/77 vs. Houston
21 12/5/04 vs. Buffalo
2nd – 28 12/17/67 vs. Boston
24 10/23/77 vs. Seattle
24 10/29/78 vs. Baltimore
24 11/20/83 vs. Baltimore
24 10/9/88 at L.A. Raiders
24 12/1/91 vs. Tampa Bay
3rd – 21 11/3/74 vs. Atlanta
21 9/12/82 at N.Y. Jets
21 9/2/84 at Washington
21 10/11/87 vs. Kansas City
21 11/12/89 at N.Y. Jets
21 10/18/92 vs. New England
21 12/12/94 vs. Kansas City
21 9/3/95 vs. N.Y. Jets
21 10/29/00 vs. Green Bay
21 11/1/09 at New York Jets
21 12/4/11 vs. Oakland
4th – 25 10/10/99 at Indianapolis
24 11/25/01 at Buffalo
23 12/21/14 vs. Minnesota

SCORE BY QUARTERS, OPPONENT

1st – 24 9/28/68 vs. Kansas City
*24 1/2/82 vs. San Diego
*24 1/15/00 at Jacksonville
24 12/9/07 at Buffalo
2nd – 31 12/14/97 at Indianapolis
28 9/21/86 at N.Y. Jets
28 10/21/07 vs. New England
3rd – 24 12/14/14 at New England
21 12/19/93 vs. Buffalo
21 12/4/94 vs. Buffalo
21 10/5/10 vs. New England
4th – 30 10/23/00 at N.Y. Jets
28 10/2/66 at San Diego
28 12/15/91 at San Diego

SCORE BY QUARTERS, BOTH TEAMS

1st – 35 12/5/04 vs. Buffalo
Miami 21, Buffalo 14
27 9/28/68 vs. Kansas City
Kansas City 24, Miami 3

2nd – 42 9/21/86 at N.Y. Jets
N.Y. Jets 28, Miami 14
35 9/3/95 vs. N.Y. Jets
Miami 21, N.Y. Jets 14
35 10/21/07 vs. New England
New England 28, Miami 7
3rd – 37 11/1/09 at N.Y. Jets
Miami 21, N.Y. Jets 16
29 9/4/94 vs. New England
Miami 15, New England 14
28 12/10/67 vs. San Diego
Miami 14, San Diego 14
28 12/19/93 vs. Buffalo
Buffalo 21, Miami 7
28 11/27/94 at N.Y. Jets
Miami 14, N.Y. Jets 14
28 12/18/13 at Pittsburgh
Miami 14, Pittsburgh 14
4th – 41 12/21/14 vs. Minnesota
Miami 23, Minnesota 18
39 10/10/99 at Indianapolis
Miami 25, Indianapolis 14
37 10/23/00 at N.Y. Jets
N.Y. Jets 30, Miami 7

MOST CONSECUTIVE QUARTERS HELD SCORELESS BY DOLPHINS

13 1973, 3rd Q in 8th through 3rd Q in 11th

MOST CONSECUTIVE QUARTERS HELD SCORELESS BY OPPONENT

11 1970, 1st Q in 6th through 3rd Q in 8th

SCORE BY HALVES, DOLPHINS

1st – 35 12/17/67 vs. Boston
31 12/20/70 vs. Buffalo
31 12/2/85 vs. Chicago
31 12/7/86 at New Orleans
2nd – 31 9/22/85 vs. Kansas City
31 12/12/94 vs. Kansas City
31 9/3/95 vs. N.Y. Jets

SCORE BY HALVES, OPPONENT

1st – 48 9/18/66 at Buffalo
2nd – 38 10/2/66 at San Diego
36 10/25/09 vs. New Orleans

SCORE BY HALVES, BOTH TEAMS

1st – 58 9/18/66 at Buffalo
Buffalo 48, Miami 10
52 9/21/86 at N.Y. Jets
N.Y. Jets 31, Miami 21
52 12/21/08 at Kansas City
Kansas City 28, Miami 24
2nd – 52 10/9/83 vs. Buffalo
Miami 28, Buffalo 24

TIME OF POSSESSION (SINCE 1977)

HIGHEST TIME OF POSSESSION

Season 32:38 1979
Game 45:07 9/21/09 vs. Indianapolis
43:39 12/7/87 vs. N.Y. Jets
41:55 12/16/96 vs. Buffalo

LOWEST TIME OF POSSESSION

Season 27:02 1988

Game 14:28 9/4/88 at Chicago
 16:32 10/1/89 at Houston
 18:02 10/27/96 vs. Dallas

HIGHEST TIME OF POSSESSION ALLOWED

Season 32:58 1988
 Game 46:29 10/4/81 vs. N.Y. Jets (OT)
 45:32 9/4/88 at Chicago
 44:53 10/27/97 vs. Chicago (OT)

LOWEST TIME OF POSSESSION ALLOWED

Season 27:22 1979
 Game 14:53 9/21/09 vs. Indianapolis
 16:21 12/7/87 vs. N.Y. Jets
 18:05 12/16/96 vs. Buffalo

SCORING DRIVES

LONGEST SCORING DRIVES

By Plays 21 1/1/12 vs. N.Y. Jets (TD, 94 yards, 12:29)
 18 11/11/07 vs. Buffalo (TD, 80 yards, 9:45)
 18 9/14/08 at Arizona (TD, 89 yards, 7:04)
 18 12/27/09 vs. Houston (FG, 61 yards, 4:18)
 17 five times (last: 11/6/94 vs. Indianapolis (FG, 68 yards, 9:15)
 By Yards 99 9/10/78 at Baltimore (TD, 7 plays, 3:53)
 99 9/24/89 vs. N.Y. Jets (TD, 7 plays, 1:27)
 97 12/15/02 vs. Oakland (TD, 13 plays, 7:53)
 97 12/28/14 vs. N.Y. Jets (TD, 1 play, 0:14)
 By Time of Possession 12:29 1/1/12 vs. N.Y. Jets (TD, 21 plays, 94)
 10:30 10/16/94 vs. L.A. Raiders (FG, 10 plays, 65 yards)
 10:16 12/10/01 vs. Indianapolis (TD, 15 plays, 78 yards)
 10:09 11/9/09 at New England (TD, 16 plays, 66 yards)
 10:01 10/27/74 vs. Baltimore (FG, 16 plays, 73 yards)

LONGEST SCORING DRIVES, OPPONENTS

Plays 20 11/24/97 at Chicago (FG, 77 yards, 11:07)
 19 Seven times, last: 12/22/13 at Buffalo (FG, 92 yards, 9:16)
 Yards 99 12/11/76 vs. Minnesota (TD, 16 plays, 9:07)
 99 10/27/80 at N.Y. Jets (TD, 17 plays, 9:22)
 99 9/30/01 at St. Louis (TD, 11 plays, 5:36)
 99 9/12/11 vs. New England (TD, 1 play, 0:13)

Time of Possession

12:45 12/14/75 at Baltimore (FG, 17 plays, 82 yards)
 11:07 11/24/91 at Chicago (FG, 20 plays, 77 yards)
 11:05 12/16/01 at San Francisco (TD, 17 plays, 98 yards)

FIRST DOWNS

MOST FIRST DOWNS

Season 387 1984
 Game 36 12/21/14 vs. Minnesota
 34 11/24/77 at St. Louis
 34 12/12/88 vs. Cleveland

FEWEST FIRST DOWNS

Season 200 1966
 Game 6 11/14/99 at Buffalo
 6 12/12/10 at N.Y. Jets
 6 12/22/13 at Buffalo

MOST FIRST DOWNS ALLOWED

Season 359 1988
 Game 39 11/27/88 at N.Y. Jets
 *34 1/2/82 vs. San Diego
 34 11/18/84 at San Diego

FEWEST FIRST DOWNS ALLOWED

Season 186 1972
 Game 4 11/11/73 vs. Baltimore
 5 9/2/79 at Buffalo
 7 9/24/72 vs. Houston
 7 10/28/90 at Indianapolis

MOST FIRST DOWNS, BOTH TEAMS

Season 701 1984
 Game *59 1/2/82 vs. San Diego
 59 10/9/83 vs. Buffalo
 59 11/27/88 at N.Y. Jets

FEWEST FIRST DOWNS, BOTH TEAMS

Season 312 1982
 Game 15 11/9/69 at Boston
 20 12/12/10 at N.Y. Jets
 21 Three times, last 11/11/73 vs. Baltimore

MOST FIRST DOWNS BY

Rushing

Season 170 1972
 Game 19 10/29/72 at Baltimore
 19 11/24/77 at St. Louis

Passing

Season 250 1986
 Game 26 12/12/88 vs. Cleveland
 24 9/15/85 vs. Indianapolis
 24 9/21/86 at N.Y. Jets
 24 11/16/86 at Buffalo
 24 9/24/89 vs. N.Y. Jets

Penalty

Season 37 2012
 Game 6 12/4/66 at Denver
 6 11/26/67 vs. Buffalo
 6 9/8/96 at Arizona
 6 12/21/14 vs. Minnesota

FEWEST FIRST DOWNS BY**Rushing**

Season	61	2013
Game	0	10/15/67 at Boston
	*0	1/15/00 at Jacksonville
	*0	1/6/01 at Oakland
	0	9/19/04 at Cincinnati
	0	10/6/13 vs. Baltimore

Passing

Season	91	1973
Game	1	9/4/83 at Buffalo

Penalty

Season	12	2013
	13	1973
	13	2008

MOST FIRST DOWNS ALLOWED BY**Rushing**

Season	155	1988
Game	**24	1/30/83 vs. Washington
	*18	12/30/95 at Buffalo
	17	Three times, last 1988

Passing

Season	215	2012
Game	23	11/27/88 at N.Y. Jets
	22	11/4/12 at Indianapolis

Penalty

Season	42	2005
Game	7	10/9/83 vs. Buffalo
	7	10/23/00 at N.Y. Jets (OT)

FEWEST FIRST DOWNS ALLOWED BY**Rushing**

Season	66	1969
Game	0	12/20/70 vs. Buffalo
	0	10/13/74 at Washington
	*0	1/9/00 at Seattle
	0	9/14/03 at N.Y. Jets
	0	11/23/06 at Detroit
	0	11/2/08 at Denver
	0	10/4/09 vs. Buffalo
	0	9/30/12 at Arizona

Passing

Season	78	1973
Game	0	12/8/68 vs. Boston
	1	11/5/79 vs. Houston
	1	12/12/82 at New England

Penalty

Season	8	1973, 1974
--------	---	------------

TOTAL NET YARDS

MOST NET YARDS GAINED

Season	6,936	1984
Game	584	10/23/88 vs. N.Y. Jets
	*569	1/6/85 vs. Pittsburgh
	552	9/30/84 at St. Louis
	552	10/21/84 at New England

FEWEST NET YARDS GAINED

Season	3,458	1966
Game	88	10/12/80 at New England
	101	11/14/99 at Buffalo
	103	12/22/13 at Buffalo

MOST NET YARDS ALLOWED

Season	6,050	1986
--------	-------	------

Game	622	9/12/11 vs. New England
	597	11/27/88 at N.Y. Jets
	593	10/3/76 vs. Los Angeles

FEWEST NET YARDS ALLOWED

Season	3,281	1973
Game	76	10/21/73 vs. Buffalo
	117	10/17/71 vs. New England
	118	10/16/66 vs. Denver
	118	9/21/03 vs. Buffalo

MOST NET YARDS GAINED, BOTH TEAMS

Season	12,374	1986
Game	1,110	9/12/11 vs. New England
	1,066	9/21/86 at N.Y. Jets
	*1,038	12/30/95 at Buffalo

FEWEST NET YARDS GAINED, BOTH TEAMS

Season	4,970	1982
Game	335	10/16/66 vs. Denver

RUSHING

MOST RUSHING YARDS

Season	2,960	1972
Game	315	11/11/73 vs. Baltimore
	304	12/3/72 at New England
	302	11/7/71 vs. Buffalo
	301	9/30/73 vs. New England

FEWEST RUSHING YARDS

Season	1,205	1988
Game	2	11/11/13 at Tampa Bay
	7	11/19/06 vs. Minnesota
	14	11/19/90 vs. L.A. Raiders
	*14	1/9/99 at Denver

MOST RUSHING YARDS ALLOWED

Season	2,506	1988
Game	*341	12/30/95 at Buffalo
	305	12/18/88 at Pittsburgh
	299	9/30/07 vs. Oakland

FEWEST RUSHING YARDS ALLOWED

Season	1,430	1994
Game	14	11/2/08 at Denver
	16	9/2/66 vs. Oakland
	16	11/28/10 at Oakland

MOST RUSHING YARDS, BOTH TEAMS

Season	4,627	1978
Game	508	11/7/71 vs. Buffalo
	487	12/5/76 vs. Buffalo
	444	9/30/73 vs. New England

FEWEST RUSHING YARDS, BOTH TEAMS

Season	2,629	1982
Game	67	9/8/13 at Cleveland
	74	11/23/98 at New England
	79	12/19/99 vs. San Diego

MOST RUSHING ATTEMPTS

Season	613	1972
Game	58	10/5/75 at Green Bay
	56	9/12/82 at N.Y. Jets
	55	11/24/77 at St. Louis

FEWEST RUSHING ATTEMPTS

Season	326	1967
--------	-----	------

Game	*8	1/8/95 at San Diego
	**9	1/20/85 vs. San Francisco
	9	9/7/86 at San Diego
	10	9/4/88 at Chicago
	10	12/2/90 at Washington

MOST RUSHING ATTEMPTS, OPPONENT

Season	557	1988
Game	*59	1/12/86 vs. New England
	54	9/4/88 at Chicago
	**52	1/30/83 vs. Washington
	*52	12/30/95 at Buffalo

FEWEST RUSHING ATTEMPTS, OPPONENT

Season	293	1982
Game	7	9/4/94 at Green Bay
	10	11/23/06 at Detroit
	11	9/14/03 at N.Y. Jets
	11	9/21/09 vs. Indianapolis

HIGHEST RUSHING AVERAGE

Season	5.00	1971
	4.97	1973

LOWEST RUSHING AVERAGE

Season	3.13	1997
	3.27	1999

HIGHEST RUSHING AVERAGE, OPPONENT

Season	4.88	1968
--------	------	------

LOWEST RUSHING AVERAGE, OPPONENT

Season	3.29	2003
	3.51	2006

PASSING

MOST NET YARDS PASSING

Season	5,018	1984
Game	521	10/23/88 vs. N.Y. Jets
	456	9/4/94 vs. New England
	446	9/24/89 vs. N.Y. Jets

FEWEST NET YARDS PASSING

Season	1,582	1973
Game	22	11/23/69 vs. Houston
	*26	12/30/73 vs. Oakland
	26	9/4/83 at Buffalo

MOST NET YARDS PASSING ALLOWED

Season	3,794	2008
Game	516	9/12/11 vs. New England
	449	9/21/86 at N.Y. Jets
	427	10/1/67 at N.Y. Jets

FEWEST NET YARDS PASSING ALLOWED

Season	1,290	1973
Game	1	10/21/73 vs. Buffalo
	11	11/5/79 vs. Houston
	13	12/12/82 at New England

MOST NET YARDS PASSING, BOTH TEAMS

Season	8,336	1986
Game	884	9/21/86 at N.Y. Jets

FEWEST NET YARDS PASSING, BOTH TEAMS

Season	2,341	1982
	2,872	1973
Game	72	12/12/82 at New England

MOST GROSS YARDS PASSING

Season	5,146	1984
Game	521	10/23/88 vs. N.Y. Jets
	473	9/4/94 vs. New England
	470	12/2/84 vs. L.A. Raiders

FEWEST GROSS YARDS PASSING

Season	1,675	1973
Game	*34	12/30/73 vs. Oakland
	46	9/4/83 at Buffalo
	46	12/21/03 at Buffalo

MOST GROSS YARDS PASSING ALLOWED

Season	3,996	2009
Game	517	9/12/11 vs. New England
	479	9/21/86 at N.Y. Jets
	440	10/1/67 at N.Y. Jets

FEWEST GROSS YARDS PASSING ALLOWED

Season	1,604	1973
Game	13	12/12/82 at New England
	25	11/5/79 vs. Houston
	35	12/9/73 at Baltimore

MOST PASS ATTEMPTS

Season	645	1986
Game	*66	12/30/95 at Buffalo
	65	12/4/05 vs. Buffalo
	62	10/22/06 vs. Green Bay

FEWEST PASS ATTEMPTS

Season	256	1973
Game	*6	12/30/73 vs. Oakland
	**7	1/13/74 vs. Minnesota
	*8	1/2/72 vs. Baltimore

MOST PASS ATTEMPTS, OPPONENT

Season	577	1994
Game	59	10/23/00 at N.Y. Jets (OT)
	58	10/4/92 at Buffalo
	56	11/18/84 at San Diego

FEWEST PASS ATTEMPTS, OPPONENT

Season	320	1973
Game	5	12/12/82 at New England
	8	11/14/76 at Pittsburgh
	8	12/9/73 at Baltimore

MOST PASS COMPLETIONS

Season	394	2014
Game	39	11/16/86 at Buffalo
	38	11/23/97 at New England
	35	six times (last: 12/21/14 vs. Minnesota)

FEWEST PASS COMPLETIONS

Season	133	1973
Game	3	10/15/73 at Cleveland
	*3	12/30/73 vs. Oakland

MOST PASS COMPLETIONS, OPPONENT

Season	338	2014
Game	38	10/9/83 vs. Buffalo
	37	11/18/84 at San Diego
	36	10/23/00 at N.Y. Jets

FEWEST PASS COMPLETIONS, OPPONENT

Season	151	1973
Game	2	11/9/69 at Boston
	2	12/12/82 at New England
	4	11/14/76 at Pittsburgh

INTERCEPTIONS

MOST INTERCEPTIONS

Season	32	1978, 458 yards
Game	6	12/3/73 vs. Pittsburgh
	6	10/19/75 at N.Y. Jets
	6	9/10/78 at Baltimore
	6	11/21/82 at Buffalo
	6	10/16/83 at N.Y. Jets
	6	12/6/98 at Oakland

FEWEST INTERCEPTIONS

Season	8	2006, 116 yards
	10	1997, 92 yards
	11	1976, 144 yards
	11	2010, 66 yards

MOST INTERCEPTIONS, OPPONENT

Season	32	1966, 370 yards
Game	6	11/13/66 at Kansas City

FEWEST INTERCEPTIONS, OPPONENT

Season	7	2008, 130 yards
--------	---	-----------------

MOST INTERCEPTION RETURN YARDS

Season	522	1966
Game	218	10/4/92 at Buffalo

FEWEST INTERCEPTION RETURN YARDS

Season	66	2010
	92	1997, 2004

MOST INTERCEPTION RETURN YARDS, OPPONENT

Season	596	1969
Game	160	11/23/97 at New England
	151	12/2/84 vs. L.A. Raiders
	151	11/18/01 vs. N.Y. Jets

FEWEST INTERCEPTION RETURN YARDS, OPPONENT

Season	96	1982
--------	----	------

PENALTIES

MOST PENALTIES

Season	132	2005, 1,055 yards
	115	2000, 920 yards
	112	2004, 852 yards
Game	18	10/9/05 at Buffalo
	14	10/1/95 at Cincinnati
	14	11/3/96 at New England

MOST YARDS PENALIZED

Season	1,055	2005, on 132
Game	149	10/12/03 at Jacksonville
	143	10/1/95 at Cincinnati
	138	9/25/05 vs. Carolina

FEWEST PENALTIES

Season	48	1968, 485 yards
Game	0	12/23/67 vs. Houston
	0	12/8/68 vs. Boston
	0	9/29/91 at N.Y. Jets
	*0	1/10/93 vs. San Diego
	0	12/21/98 vs. Denver
	0	9/15/13 at Indianapolis

FEWEST YARDS PENALIZED

Season	416	1973, on 52
--------	-----	-------------

Game	0	12/23/67 vs. Houston
	0	12/8/68 vs. Boston
	0	9/29/91 at N.Y. Jets
	*0	1/10/93 vs. San Diego
	0	12/21/98 vs. Denver
	0	9/15/13 at Indianapolis

MOST PENALTIES, OPPONENT

Season	121	2012, 1045 yards
Game	19	12/22/85 vs. Buffalo
	17	10/18/87 at N.Y. Jets
	15	10/11/69 vs. San Diego
	15	10/9/83 vs. Buffalo

MOST YARDS PENALIZED, OPPONENT

Season	1045	2012 on 121
Game	156	9/20/69 at Oakland
	144	11/5/67 at Buffalo
	126	11/15/87 vs. Indianapolis

FEWEST PENALTIES, OPPONENT

Season	59	1967, 691 yards
Game	1	17 times, last 12/15/13 vs. New England

FEWEST YARDS PENALIZED, OPPONENT

Season	525	1974, on 67
Game	2	12/15/13 vs. New England
	5	Seven times, last 10/12/08 at Houston

MOST PENALTIES, BOTH TEAMS

Season	237	2005, 1,882 yards
Game	26	12/22/85 vs. Buffalo
	25	10/9/05 at Buffalo
	23	11/10/85 vs. N.Y. Jets

MOST YARDS PENALIZED, BOTH TEAMS

Season	1,882	2005 on 237
	1,754	2011 on 197
Game	230	10/3/70 vs. Oakland
	227	11/30/69 vs. Boston (at Tampa)

FEWEST PENALTIES, BOTH TEAMS

Season	112	1967, 1,181 yards
Game	2	12/23/67 vs. Houston
	2	11/11/73 vs. Baltimore
	2	12/12/82 at New England

FEWEST YARDS PENALIZED, BOTH TEAMS

Season	1,032	1973, on 113
Game	10	11/11/73 vs. Baltimore
	10	12/12/82 at New England
	13	9/15/13 at Indianapolis

PUNTING

MOST PUNTS

Season	99	2004
Game	11	12/7/03 at New England

MOST PUNT YARDS

Season	4,107	2004, 41.5 average
Game	564	12/12/10 at N.Y. Jets
	501	12/22/13 at Buffalo

FEWEST PUNTS

Season	35	1982
Game	0	9/23/79 vs. Chicago

0 10/12/86 vs. Buffalo
 0 12/12/88 vs. Cleveland
 0 12/28/03 vs. N.Y. Jets

MOST PUNTS, OPPONENT

Season 102 2004
 Game 11 11/11/73 vs. Baltimore
 11 12/7/03 at New England

MOST PUNT YARDS, OPPONENT

Season 4150 2013, 48.8 average
 Game 475 9/20/98 vs. Pittsburgh

FEWEST PUNTS, OPPONENT

Season 40 1982
 Game 0 12/17/67 vs. Boston
 0 9/21/97 at Tampa Bay
 0 11/7/10 at Baltimore
 1 17 times, last 12/21/08 at
 Kansas City

MOST PUNTS, BOTH TEAMS

Season 201 2004
 Game 22 12/7/03 at New England

FEWEST PUNTS, BOTH TEAMS

Season 75 1982
 Game 1 10/12/86 vs. Buffalo
 2 9/23/79 vs. Chicago
 2 12/12/88 vs. Cleveland

HIGHEST PUNTING AVERAGE

Season 49.7 2012
 x-Game 58.8 9/23/12 vs. N.Y. Jets

HIGHEST PUNTING AVERAGE, OPPONENT

Season 45.4 2011, 95 punts
 x-Game 56.7 11/24/13 vs. Carolina

x-minimum 4 punts

PUNT RETURNS

MOST PUNT RETURNS

Season 55 1983, 581 yards
 Game 7 10/19/69 at Kansas City
 7 9/19/04 at Cincinnati
 7 11/24/13 vs. Carolina

MOST PUNT RETURN YARDS

Season 581 1983, 55 returns
 Game 123 10/19/69 at Kansas City
 123 12/13/93 vs. Pittsburgh

MOST PUNT RETURNS, OPPONENT

Season 49 2006, 367 yards
 Game 9 12/12/10 at N.Y. Jets
 8 9/9/66 vs. N.Y. Jets
 8 12/24/05 vs. Tennessee

MOST PUNT RETURN YARDS, OPPONENT

Season 485 2008, 37 returns
 Game 115 10/12/80 at New England
 113 11/16/08 vs. Oakland

KICKOFF RETURNS

MOST KICKOFF RETURNS

Season 78 2007, 1,552 yards
 Game 9 9/18/66 at Buffalo

9 9/7/86 at San Diego
 *9 1/12/91 at Buffalo
 *9 1/15/00 at Jacksonville
 9 12/2/07 vs. N.Y. Jets

MOST KICKOFF RETURN YARDS

Season 1,739 2009, 75 returns
 Game 299 11/1/09 at N.Y. Jets
 245 12/5/71 at New England

MOST KICKOFF RETURNS, OPPONENT

Season 71 2009, 1557 yards
 Game 9 11/24/77 at St. Louis
 9 9/3/95 vs. N.Y. Jets

MOST KICKOFF RETURN YARDS, OPPONENT

Season 1,655 2008, 68 returns
 Game 251 12/12/94 vs. Kansas City
 248 9/21/08 at New England

SACKS

MOST SACKS

Season 49 1983, 363 yards
 49 2005, 375 yards
 48 2000, 270 yards
 Game 9-59 10/21/73 vs. Buffalo
 8-61 9/20/81 at Houston
 8-57 9/13/98 vs. Buffalo
 8-47 12/6/98 at Oakland
 8-34 11/28/04 at San Francisco
 8-53 11/23/06 at Detroit
 8-55 9/30/12 at Arizona

FEWEST SACKS

Season 16 1966, 180 yards

MOST SACKS, OPPONENT

Season 58 2013, 399 yards
 53 1969, 481 yards
 52 1968, 441 yards
 52 2004, 326 yards
 52 2011, 334 yards
 Game 9-53 10/17/99 at New England
 9-60 12/11/11 vs. Philadelphia

FEWEST SACKS, OPPONENT

Season 7 1988, 41 yards
 10 1989, 86 yards
 11 1982, 87 yards
 13 1973, 93 yards
 13 1987, 101 yards

MOST CONSECUTIVE GAMES WITH NO SACKS ALLOWED

19 5th through 16th in 1988 and 1st
 through 7th in 1989

MOST SACKS, BOTH TEAMS

Season 100 2013, 671 yards
 93 2011, 573 yards

FEWEST SACKS, BOTH TEAMS

Season 31 1988, 208 yards

FUMBLES

MOST FUMBLES

Season 42 2004

Game	8	12/9/07 at Buffalo
	7	10/6/96 vs. Seattle
MOST FUMBLES LOST		
Season	19	2001
Game	5-5	9/25/83 vs. Kansas City
	*6-5	1/15/00 at Jacksonville
	5-4	11/15/70 vs. New Orleans
	*5-4	1/12/86 vs. New England
	4-4	9/7/86 at San Diego
	5-4	10/18/90 vs. New England
	4-4	12/27/98 at Atlanta
FEWEST FUMBLES		
Season	12	2000
MOST FUMBLES, OPPONENT		
Season	39	1983
Game	7	11/7/71 vs. Buffalo
	7	9/18/77 at Buffalo
	7	10/23/83 at Baltimore
	7	12/4/94 vs. Buffalo
MOST FUMBLES LOST, OPPONENT		
Season	21	1971, 1978

TAKEAWAY/GIVEAWAY

BEST RATIO

Season	+23	1978, 53 TAs, 30 GAs
	+18	1972, 46 TAs, 28 GAs
	+17	1983, 44 TAs, 27 GAs
	+17	2008, 30 TAs, 13 GAs

WORST RATIO

Season	-18	1989, 23 TAs, 41 GAs
	-17	2004, 25 TAs, 42 GAs
	-12	2010, 19 TAs, 31GAs

MOST TAKEAWAYS

Season	53	1978, 21 FRs, 32 INTs
	46	1966, 15 FRs, 31 INTs
	46	1972, 20 FRs, 26 INTs

FEWEST TAKEAWAYS

Season	16	2012, 6 FRs, 10 INTs
	19	2010, 8 FRs, 11 INTs
	21	1991, 9 FRs, 12 INTs
	21	2009, 6 FRs, 15 INTs

MOST TAKEAWAYS, OPPONENT

Season	44	1967, 16 FRs, 28 INTs
	42	1966, 10 FRs, 32 INTs
	42	1969, 13 FRs, 29 INTs
	42	1980, 16 FRs, 26 INTs
	42	2004, 16 FRs, 26 INTs

FEWEST TAKEAWAYS, OPPONENT

Season	13	2008, 6 FRs, 7 INTs
	20	1997, 8 FRs, 12 INTs
	23	1971, 13 FRs, 10 INTs
	23	1976, 8 FRs, 15 INTs
	23	1982, 10 FRs, 13 INTs
	23	2014, 11 FRs, 12 INTs

BLOCKED PUNTS

MOST BLOCKED PUNTS

Season	3	2014
	2	1972, 1973, 1974, 1978, 1991, 1996, 2011

ALL-TIME LEADERS

(**Boldface** indicates active player)

RUSHING

PLAYER	YEARS	NO.	YDS.	AVG.	LG	TDclays
1. Larry Csonka	1968-74, 1979	1506	6737	4.5	54t	53
2. Ricky Williams	2002-03, 2005, 2007-10	1509	6436	4.3	68t	48
3. Ronnie Brown	2005-10	1128	4815	4.3	65t	36
4. Mercury Morris	1969-75	754	3877	5.1	70t	29
5. Jim Kiick	1968-74	997	3644	3.7	56	28
6. Tony Nathan	1979-87	732	3543	4.8	46	16
7. Karim Abdul-Jabbar	1996-99	888	3063	3.4	45	33
8. Mark Higgs	1990-94	702	2648	3.8	31	14
9. Delvin Williams	1978-80	643	2632	4.1	65	13
10. Andra Franklin	1981-84	622	2232	3.6	29	22
11. Benny Malone	1974-78	503	2129	4.2	66t	16
12. Lamar Smith	2000-01	622	2107	3.4	68t	20
13. Reggie Bush	2011-12	443	2072	4.7	76t	12
14. Lamar Miller	2012-14	444	2058	4.6	97t	11
15. Bernie Parmalee	1992-98	513	1959	3.8	47t	15
16. Lorenzo Hampton	1985-89	500	1949	3.9	54t	22
17. Sammie Smith	1989-91	509	1787	3.5	33	15
18. Woody Bennett	1980-88	419	1744	4.2	25	9

	PLAYER	YEARS	NO.	YDS.	AVG.	LG	TD
19.	Don Nottingham	1973-77	365	1524	4.2	56	25
20.	Norm Bulaich	1975-79	340	1498	4.4	63	17
21.	Daniel Thomas	2011-14	409	1480	3.6	55	10
22.	Gary Davis	1976-79	318	1389	4.4	65t	7
23.	Troy Stradford	1987-90	343	1332	3.9	51	10
24.	Travis Minor	2001-06	277	1133	4.1	56t	8
25.	Ron Davenport	1985-89	274	1127	4.1	64	13
26.	Terry Kirby	1993-95	287	1037	3.6	38	9
27.	Bob Griese	1967-80	261	994	3.8	35	7
28.	Sammy Morris	2004-06	240	981	4.1	55	8
29.	Irving Spikes	1994-97	252	934	3.7	49	8
30.	Leroy Harris	1977-78	214	929	4.3	77t	6
31.	Jay Fiedler	2000-04	201	834	4.1	30	11
32.	David Woodley	1980-83	173	771	4.5	29	9
33.	Ryan Tannehill	2012-14	145	760	5.2	48	4
34.	J.J. Johnson	1999-01	219	748	3.4	34	5
35.	Joe Carter	1984-86	118	589	5.0	35	1
36.	Stan Mitchell	1966-70	173	548	3.1	30	4
37.	Joe Auer	1966-67	165	544	3.3	41	5
38.	Marc Logan	1989-91	140	523	3.7	17	2
39.	Jesse Chatman	2005, 2007	128	515	4.0	30	1
40.	John Avery	1998-99	143	503	3.5	44	2
41.	Bobby Humphrey	1992	102	471	4.6	21	1
42.	Hubert Ginn	1970-75	101	415	4.1	46	3
43.	Cecil Collins	1999	131	414	3.2	25t	2
44.	David Overstreet	1983	85	392	4.6	44	1
45.	Keith Byars	1993-96	98	377	3.8	77t	6
46.	Chris Chambers	2001-07	41	355	8.7	61	0
47.	Sam Price	1966-68	82	313	3.8	38	1
48.	Abner Haynes	1967	56	274	4.9	65t	2
49.	Lousaka Polite	2008-10	86	270	3.1	14	1
50.	Cookie Gilchrist	1966	72	262	3.6	22	0
51.	Terry Robiskie	1980-81	78	250	3.2	36	2
52.	Nat Moore	1974-86	40	249	6.2	36	1
53.	Steve Howell	1979-81	68	235	3.4	23	1
54.	Billy Joe	1966	71	232	3.3	14	0
55.	Charles Leigh	1971-73	48	228	4.8	34t	1
56.	Tom Vigorito	1981-85	54	215	4.0	30t	2
	Stan Winfrey	1975-77	55	215	3.9	13	1
58.	Stanley Pritchett	1996-99	63	211	3.3	25	2
59.	Eddie Hill	1981-84	52	209	4.0	24	1
60.	Autry Denson	1999-00	59	206	3.5	20	0
61.	Ronald Scott	1987	47	199	4.2	24	3
62.	Jack Harper	1967-68	41	197	4.8	37	1
63.	Chad Henne	2008-11	66	196	3.0	20	2
64.	Freddie Solomon	1975-77	14	190	13.6	59t	1
65.	Jerris McPhail	1996-97	23	174	7.6	71t	1
66.	James McKnight	2001-03	15	172	11.5	68t	1
67.	Patrick Cobbs	2006-10	37	171	4.6	44	2
68.	Paul Warfield	1970-74	16	166	10.4	39	0
69.	Pete Johnson	1984	68	159	2.3	9	9
	Larry Seiple	1967-77	16	159	9.9	34	0
71.	Knowshon Moreno	2014	31	148	4.8	15	1
72.	Jim Jensen	1981-92	26	142	5.5	23	0
73.	Leonard Henry	2002-04	46	141	3.1	53	0
74.	George Wilson	1966	27	137	5.1	37	0
75.	Thurman Thomas	2000	28	136	4.9	25	0
76.	Rick Casares	1966	43	135	3.1	10	0
77.	Ray Lucas	2001-02	44	132	3.0	17	3
78.	Tony Paige	1990-92	49	131	2.7	11	3
79.	Lex Hilliard	2009-11	39	130	3.3	18	2
80.	Lorenzo Booker	2007	28	125	4.5	22	0
81.	Ted Ginn, Jr.	2007-09	16	124	7.8	40t	2
	Damon Huard	1997-00	28	124	4.4	25	0
83.	Damien Williams	2014	36	122	3.4	19	0

	PLAYER	YEARS	NO.	YDS.	AVG.	LG	TD
84.	Earl Morrall	1972-76	23	120	5.2	31t	1
85.	Rob Konrad	1999-04	38	114	3.0	18t	1
86.	Aaron Craver	1991-94	29	110	3.8	19	1
87.	Cleo Lemon	2005-07	34	109	3.2	11	4
88.	Mark Clayton	1983-92	14	108	7.7	30	0
	Gene Milton	1968-69	9	108	12.0	34	0
90.	Robert Edwards	2002	20	107	5.4	19	1
91.	Samkon Gado	2007	35	104	3.0	20t	3
92.	Scott Secules	1989-91	16	103	6.4	17	1
93.	Scott Mitchell	1990-93	29	99	3.4	32	0
94.	Kyle Mackey	1987	17	98	5.8	17	2
95.	Dan Marino	1983-99	301	87	0.3	15	9
96.	Pat White	2009	21	81	3.9	33	0
97.	George Chesser	1966-67	18	77	4.3	19	0
98.	Tyler Thigpen	2009-10	14	74	5.3	12	0
99.	Frank Jackson	1966-67	3	70	23.3	48	0
100.	Chad Pennington	2008-10	33	69	2.1	16	1
101.	Brian Hartline	2009-14	7	65	9.3	30	1
	Larry Izzo	1996-00	2	65	32.5	39	0
103.	Lamar Gordon	2004	35	64	1.8	11	0
	Steve Slaton	2011	17	64	3.8	28	1
105.	Gus Frerotte	2005	27	61	2.3	14	0
	Bob Torrey	1979	13	61	4.7	17	1
107.	Matt Moore	2011-14	39	60	1.5	16	2
108.	Clarence Bailey	1987	10	55	5.5	13	0
109.	Brock Forsey	2004	19	53	2.8	15	0
110.	O.J. McDuffie	1993-01	15	49	3.3	12	0
	Mike Wallace	2013-14	7	49	7.0	13	0
112.	Jim Braxton	1978	20	48	2.4	15	2
113.	Nick Giaquinto	1980-81	8	47	5.9	20	0
114.	Mark Konecny	1987	6	46	7.7	19	0
115.	John Tagliaferri	1987	13	45	3.5	7	1
116.	Lawrence Phillips	1997	18	44	2.4	8	0
117.	Bernie Kosar	1994-96	9	42	4.7	17	1
118.	Rickey Isom	1987	9	41	4.6	8	1
	Rick Norton	1966-69	19	41	2.2	13	0
120.	James Saxon	1992-94	17	36	2.1	9	0
121.	Duriel Harris	1976-83, 1985	3	33	11.0	20	0
	Matt Turk	2000-01, 2003-04	4	33	8.3	23	0
123.	Trent Green	2007	7	32	4.6	23	0
124.	Rich Diana	1982	8	31	3.9	7	0
125.	Davone Bess	2008-12	7	30	4.3	13	0
126.	Tom Brown	1987-89	16	29	1.8	6	0
127.	Lee Suggs	2006	6	26	4.3	7	0
	Marcus Thigpen	2012-13	7	26	3.7	9	0
129.	Marlon Moore	2010-13	2	25	12.5	16	0
130.	Craig Erickson	1996-98	15	24	1.6	12	0
	Joey Harrington	2006	19	24	1.3	7	0
	John Stofa	1966-67, 1969-70	7	24	3.4	14	1
133.	Marty Booker	2004-07	6	23	3.8	18	0
134.	Joe Cribbs	1988	5	21	4.2	11	0
	Mike Gillislee	2013-14	6	21	3.5	6	0
	Dedric Ward	2001-02	2	21	10.5	16	0
137.	Daunte Culpepper	2006	10	20	2.0	7	1
	Don Strock	1974-87	51	20	0.4	18	2
139.	Brandon Marshall	2010-11	3	16	6.3	13	0
140.	Charles Clay	2011-14	7	15	2.1	13	1
	Brian Griese	2003	5	15	3.0	9	0
142.	Garrett Limbrick	1990	5	14	2.8	5	0
143.	A.J. Feeley	2004-05	14	13	0.7	7t	1
	Jovorskie Lane	2012	13	13	1.0	4	2
	Tom Orosz	1981-82	1	13	13.0	13	0
	Gary Tucker	1968	4	13	3.3	7	0
147.	John Beck	2007-08	9	12	1.3	8	1
	Marlin Briscoe	1972-74	3	12	4.0	17	0

	PLAYER	YEARS	NO.	YDS.	AVG.	LG	TD
	Charles Jordan	1996-98	3	12	4.0	16	0
	Ron Moore	1998	4	12	3.0	4	0
151.	Terry Anderson	1977-78	1	11	11.0	11	0
	Terry Cole	1971	3	11	3.7	4	0
	Cleveland Gary	1994	7	11	1.6	4	0
154.	Nuu Faaola	1989	2	10	5.0	5	0
	Pete Roth	1987	3	10	3.3	9	0
156.	LaMichael James	2014	3	9	3.0	5	0
	Vick King	2004	4	9	2.3	3	0
158.	Randy McMichael	2002-06	1	8	8.0	8	0
159.	Jimmy Hines	1969	1	7	7.0	7	0
	John Kidd	1994-97	2	7	3.5	4	0
	Hendrick Lusk	1998	1	7	7.0	7	0
162.	Kevin Curtis	2010	1	6	6.0	6	0
	Todd Doxzon	1998	2	6	3.0	3	0
	Craig Ellis	1986	3	6	2.0	2	0
	Tony Martin	1989-93, 1999-00	4	6	1.5	8	0
	Dick Wood	1966	5	6	1.2	7	1
167.	Reagan Mauia	2007	4	5	1.3	3	0
	Sage Rosenfels	2002-05	9	5	0.6	12	0
	Kory Sheets	2009-10	1	5	5.0	5	0
	Don Testerman	1980	1	5	5.0	5	0
	Wes Welker	2004-06	1	5	5.0	5	0
	Robert Wilson	1994-96	2	5	2.5	5	0
173.	Clyde Gates	2011	1	4	4.0	4	0
	Nate Jacquet	1998-99	1	4	4.0	4	0
175.	Fred Banks	1987-93	1	3	3.0	3	0
	Chris Clemons	2009-13	1	3	3.0	3	0
	Larry Cowan	1982	1	3	3.0	3	0
	Rishard Matthews	2012-14	1	3	3.0	3	0
	Roosevelt Potts	1997	1	3	3.0	3	0
	Leslie Shepherd	2000	4	3	0.8	14	0
181.	Orleans Darkwa	2014	4	2	0.5	7	0
	Bruce Hardy	1978-89	1	2	2.0	2	0
	Larry Johnson	2011	1	2	2.0	2	0
	Ray Nealy	1997	1	2	2.0	2	0
185.	Greg Camarillo	2007-09	2	1	0.5	6	0
	JP Losman	2011	2	1	0.5	1	0
187.	Jim Del Gaizo	1972, 1975	1	0	0.0	0	0
	Heath Evans	2005	1	0	0.0	0	0
	Brandon Fields	2007-14	3	0	0.0	0	0
	Kim Hammond	1968	1	0	0.0	0	0
	Clayton Heath	1976	1	0	0.0	0	0
	Donnie Jones	2005-06	2	0	0.0	0	0
	Barry Pryor	1969-70	2	0	0.0	0	0
194.	Doug Pederson	1993	2	-1	-0.5	0	0
195.	Obafemi Ayanbadejo	2003	1	-2	-2.0	-2	0
	Guy Benjamin	1978-79	1	-2	-2.0	-2	0
	Bert Emanuel	2000	3	-2	-0.7	0	0
	Mike Michel	1977	1	-2	-2.0	-2	0
	Doug Moreau	1966-69	1	-2	-2.0	-2	0
	Scott Zolak	1999	2	-2	-1.0	-1	0
201.	Jack Clancy	1967-69	3	-4	-1.3	2	0
	Steve DeBerg	1993	4	-4	-1.0	-1	0
	Irving Fryar	1993-95	3	-4	-1.3	2	0
	Jarvis Landry	2014	2	-4	-2.0	4	0
205.	Olindo Mare	1997-06	1	-5	-5.0	-5	0
206.	George Roberts	1978-80	1	-7	-7.0	-7	0
207.	Reggie Roby	1983-92	5	-8	-1.6	0	0
208.	George Mira	1971	6	-9	-1.5	0	0
209.	Mark Duper	1982-92	1	-10	-10.0	-10	0
210.	Ferrell Edmunds	1988-92	2	-15	-7.5	-4	0
211.	Karl Noonan	1966-71	2	-20	-10.0	-9	0

PASSING

	PLAYER	YEARS	ATT.	COMP.	YDS.	PCT.	TD	INT	RATE
1.	Dan Marino	1983-99	8358	4967	61361	59.4	420	252	86.4
2.	Bob Griese	1967-80	3429	1926	25092	56.2	192	172	77.1
3.	Ryan Tannehill	2012-14	1662	1029	11252	61.9	63	42	84.0
4.	Jay Fiedler	2000-04	1603	936	11040	58.4	66	63	76.8
5.	Chad Henne	2008-11	1065	646	7114	60.7	31	37	75.7
6.	David Woodley	1980-83	961	508	5928	52.9	34	42	65.4
7.	Don Strock	1974-87	688	388	4613	56.4	39	37	73.5
8.	Chad Pennington	2008-10	552	373	4085	67.6	20	9	94.5
9.	Gus Frerotte	2005	494	257	2996	52.0	18	13	71.9
10.	Matt Moore	2011-14	376	225	2702	59.8	17	11	84.8
11.	Earl Morrall	1972-76	284	153	2335	53.9	17	17	76.2
12.	Joey Harrington	2006	388	223	2236	57.5	12	15	68.2
13.	Cleo Lemon	2005-07	377	211	2185	56.0	8	7	72.2
14.	A.J. Feeley	2004-05	356	191	1893	53.7	11	15	61.7
15.	Scott Mitchell	1990-93	241	135	1805	56.0	12	9	81.0
16.	Rick Norton	1966-69	377	156	1751	41.4	6	30	28.1
17.	Damon Huard	1997-00	288	170	1691	59.0	9	8	74.6
18.	Steve DeBerg	1993	188	113	1521	60.1	6	7	81.0
19.	Ray Lucas	2001-02	163	94	1090	57.7	4	6	70.8
20.	Dick Wood	1966	230	83	993	36.1	4	14	30.6
21.	Trent Green	2007	141	85	987	60.3	5	7	72.6
	Bernie Kosar	1994-96	152	105	987	69.1	5	6	74.7
23.	Craig Erickson	1996-98	127	68	945	53.5	4	3	78.4
24.	Daunte Culpepper	2006	134	81	929	60.4	2	3	77.0
25.	John Stofa	1966-67, 1969-70	135	61	862	45.2	7	6	65.1
26.	Brian Griese	2003	130	74	813	56.9	5	6	69.2
27.	Sage Rosenfels	2002-05	109	54	776	49.5	6	6	68.4
28.	George Wilson, Jr.	1966	112	46	764	41.1	5	10	42.4
29.	Kyle Mackey	1987	109	57	604	52.3	3	5	58.8
30.	John Beck	2007-08	107	60	559	56.1	1	3	62.0
31.	Tyler Thigpen	2009-10	70	37	518	52.9	3	4	67.4
32.	Scott Secules	1989-92	70	33	393	47.1	2	5	68.3
33.	Jim Del Gaizo	1972, 1975	9	5	165	55.6	2	1	100.5
34.	George Mira	1971	30	11	159	36.7	1	1	51.9
35.	Ron Jaworski	1987-88	14	9	123	64.3	1	0	116.1
36.	Guy Benjamin	1978-79	12	9	119	75.0	1	1	99.0
37.	Kim Hammond	1968	26	13	116	50.0	0	2	30.3
38.	Jim Jensen	1981-92	7	4	102	57.1	2	0	141.4
39.	Marlin Briscoe	1972-74	3	3	72	100.0	0	0	118.8
40.	Larry Seiple	1967-77	3	3	69	100.0	0	0	118.8
41.	Ronnie Brown	2005-10	12	4	63	33.3	2	0	91.3
42.	Tony Nathan	1979-87	8	4	61	50.0	1	0	115.1
43.	JP Losman	2011	10	6	60	60.0	0	0	77.1
44.	Marty Booker	2004-07	3	1	48	33.3	0	0	81.9
	Mark Clayton	1983-92	2	1	48	50.0	1	0	135.4
46.	Doug Pederson	1993	8	4	41	50.0	0	0	65.1
47.	Jim Kiick	1968-74	3	2	38	66.7	0	0	109.7
48.	Terry Kirby	1993-95	1	1	31	100.0	1	0	158.3
	Nat Moore	1974-86	2	1	31	50.0	0	0	95.8
50.	Jack Clancy	1967-69	1	1	17	100.0	0	0	118.8
51.	Eddie Hill	1981-84	1	1	14	100.0	0	0	118.8
52.	Keith Byars	1993-96	2	1	11	50.0	1	0	106.3
	Archib Roberts	1967	10	5	11	50.0	0	1	52.3
54.	Scott Stankavage	1987	7	4	8	57.1	0	1	22.6
55.	Troy Stradford	1987-90	2	1	6	50.0	0	0	56.3
56.	Brandon Fields	2007-14	1	0	0	0.0	0	0	39.6
	Bruce Hardy	1978-89	1	0	0	0.0	0	0	39.6
	Booth Lusteg	1967	1	0	0	0.0	0	0	39.6
	Brandon Marshall	2010-11	1	0	0	0.0	0	0	39.6
	Tony Martin	1989-93, 99-00	1	0	0	0.0	0	0	39.6
	Dan McGwire	1995	1	0	0	0.0	0	0	39.6
	Lamar Smith	2000-01	1	0	0	0.0	0	0	39.6
	Freddie Solomon	1975-77	1	0	0	0.0	0	0	39.6
	Mike Wallace	2013-14	1	0	0	0.0	0	0	39.6
	Pat White	2009	5	0	0	0.0	0	0	39.6

PLAYER	YEARS	ATT.	COMP.	YDS.	PCT.	TD	INT	RATE
Delvin Williams	1978-80	3	0	0	0.0	0	0	39.6
Ricky Williams	2002-03, 2005, 2007-10	1	0	0	0.0	0	1	0.0
Scott Zolak	1999	4	0	0	0.0	0	0	39.6

RECEIVING

PLAYER	YEARS	NO.	YDS.	AVG.	LG	TD
1. Mark Clayton	1983-92	550	8643	15.7	78t	81
2. Mark Duper	1982-92	511	8869	17.4	85t	59
3. Nat Moore	1974-86	510	7547	14.8	79t	74
4. O.J. McDuffie	1993-01	415	5074	12.2	61t	29
5. Chris Chambers	2001-07	405	5688	14.0	77t	43
6. Tony Nathan	1979-87	383	3592	9.4	73	16
7. Davone Bess	2008-12	321	3447	10.7	41	12
8. Brian Hartline	2009-14	298	4243	14.2	80t	12
9. Randy McMichael	2002-06	283	3096	10.9	46	18
10. Duriel Harris	1976-83, 1985	269	4534	16.9	64t	18
11. Bruce Hardy	1978-89	256	2455	9.6	31	25
12. Jim Jensen	1981-92	229	2171	9.5	31	19
13. Oronde Gadsden	1998-03	227	3252	14.3	62	22
14. Jim Kiick	1968-74	221	2210	10.0	53t	3
15. Howard Twilley	1966-76	212	3064	14.5	44	23
16. Tony Martin	1989-93, 1999-00	202	3152	15.6	80t	14
17. Irving Fryar	1993-95	199	3190	16.0	67t	20
18. Ricky Williams	2002-03, 2005, 2007-10	197	1431	7.3	59	6
19. Marty Booker	2004-07	194	2627	13.5	60t	11
20. Ronnie Brown	2005-10	184	1491	8.1	43	2
21. Anthony Fasano	2008-12	177	2104	11.9	35t	23
22. Brandon Marshall	2010-11	167	2228	13.3	65t	9
23. Keith Byars	1993-96	166	1433	8.6	34	10
24. Charles Clay	2011-14	161	1809	11.2	67	14
25. Troy Stradford	1987-90	159	1373	8.6	36	2
26. Paul Warfield	1970-74	156	3355	21.5	86t	33
27. Terry Kirby	1993-95	155	1646	10.6	47	6
28. Keith Jackson	1992-94	146	1880	12.9	57t	18
29. Bernie Parmalee	1992-98	144	1306	9.1	35	3
30. Mike Wallace	2013-14	140	1792	12.8	57	15
	Tony Paige	140	1115	8.0	30	6
32. Karl Noonan	1966-71	136	1808	13.2	51t	17
33. Ted Ginn, Jr.	2007-09	128	1665	13.0	64	5
34. Troy Drayton	1996-99	127	1511	11.9	51	8
35. Lorenzo Hampton	1985-89	123	954	7.8	39t	6
36. Jim Mandich	1970-77	121	1406	11.6	44	23
37. Ferrell Edmunds	1988-92	117	1612	13.8	80t	10
38. Greg Camarillo	2007-09	113	1325	11.7	64t	5
39. Joe Rose	1980-85	112	1493	13.3	50	13
40. Rob Konrad	1999-04	111	854	7.7	25	6
41. Norm Bulaich	1975-79	109	751	6.9	59t	6
42. James McKnight	2001-03	107	1497	14.0	80t	7
43. Fred Banks	1987-93	99	1555	15.7	61	8
44. Stanley Pritchett	1996-99	98	798	8.1	74t	6
45. Wes Welker	2004-06	96	1121	11.7	47	1
46. Dan Johnson	1983-87	94	1012	10.8	61t	16
47. Jimmy Cefalo	1978-84	93	1739	18.7	69t	13
	Ron Davenport	93	801	8.6	29	4
49. Larry Csonka	1968-74, 1979	91	688	7.6	65	4
50. Mark Ingram	1993-94	88	1213	13.8	77t	12
	Jack Clancy	88	1157	13.1	50	3
52. Jarvis Landry	2014	84	758	9.0	25	5
53. Lamar Thomas	1996-00	81	1171	14.5	56t	8
54. Reggie Bush	2011-12	78	588	7.5	34	3
55. Karim Abdul-Jabbar	1996-99	77	527	6.8	36t	1
56. Gary Davis	1976-79	74	592	8.0	34	1
57. Larry Seiple	1967-77	72	935	13.0	41t	7
	Doug Moreau	73	926	12.7	43	6
59. Delvin Williams	1978-80	70	574	8.2	42	1

	PLAYER	YEARS	NO.	YDS.	AVG.	LG	TD
	Lamar Miller	2012-14	70	490	7.0	22	1
61.	Andre Tillman	1975-78	66	757	11.5	37t	6
62.	David Martin	2007-08	65	753	11.6	61t	5
63.	Rishard Matthews	2012-14	64	734	11.5	30	4
64.	Freddie Solomon	1975-77	61	973	16.0	58t	5
	Lamar Smith	2000-01	61	435	7.1	65t	4
66.	Brandon Gibson	2013-14	59	621	10.5	46	4
	Tom Vigorito	1981-85	59	439	7.4	31t	2
68.	James Pruitt	1986-88, 1990-91	58	942	16.2	37	8
69.	Marlin Briscoe	1972-74	57	858	15.1	53	7
	Daniel Thomas	2011-14	55	412	7.5	32	3
71.	Jerris McPhail	1996-97	54	544	10.1	52	1
	Bobby Humphrey	1992	54	507	9.4	26	1
73.	Fred Barnett	1996-97	53	728	13.7	66	4
	Derek Hagan	2006-08	53	645	12.2	24	3
75.	Sammy Morris	2004-06	51	340	6.7	44	0
76.	Travis Minor	2001-06	50	353	7.1	29	1
77.	Derrius Thompson	2003-04	49	718	14.7	36	4
78.	Marv Fleming	1970-74	48	523	10.9	36	4
79.	Mercury Morris	1969-75	46	491	10.7	50	1
80.	Justin Peelle	2006-07	45	344	7.6	35	3
81.	Eric Green	1995	43	499	11.6	31t	3
82.	Stan Mitchell	1966-70	42	533	12.6	48	5
83.	Joe Auer	1966-67	40	481	12.0	68t	6
	Dedric Ward	2001-02	40	381	9.5	22	0
85.	Ed Perry	1997-04	39	308	7.9	46	2
	Woody Bennett	1980-89	39	295	7.6	27	3
87.	Gary Clark	1995	37	525	14.2	42t	2
	Mark Higgs	1990-94	37	294	7.9	21	0
89.	Charles Jordan	1996-98	36	640	17.8	44t	3
90.	Leslie Shepherd	2000	35	446	12.7	46t	4
91.	Jed Weaver	2000-02	34	469	13.8	41	5
92.	Randal Hill	1991, 1995-96	33	669	20.3	61	4
93.	Patrick Cobbs	2006-10	32	409	12.8	80t	4
	Sammie Smith	1989-91	32	310	9.7	53t	1
	Aaron Craver	1991-94	32	304	9.5	28	0
	Leroy Harris	1977-78	32	240	7.5	57	0
	James Saxon	1992-94	32	192	6.0	25	0
98.	Nick Giaquinto	1980-81	31	230	7.4	25	2
99.	Greg Baty	1990-94	30	377	12.6	32	4
	Dion Sims	2013-14	30	316	10.5	38	3
101.	J.J. Johnson	1999-01	29	182	6.3	17	0
	Lousaka Polite	2008-10	29	136	4.7	14	0
103.	Lorenzo Booker	2007	28	237	8.5	22	0
104.	Andre Brown	1989-90	27	459	17.0	48t	5
	Dave Kocourek	1966	27	320	11.9	43	2
	Jesse Chatman	2005, 2007	27	161	6.0	22	0
107.	Bo Roberson	1966	26	519	20.0	80t	2
	Lex Hilliard	2009-11	26	210	8.1	18	2
109.	Frank Jackson	1966-67	25	439	17.6	48	3
	Don Nottingham	1973-77	25	213	8.5	29	0
	Ronnie Lee	1979-82, 1984-89	25	167	6.7	41	3
112.	Irving Spikes	1994-97	24	185	7.7	24	2
113.	Gene Milton	1968-69	21	322	15.3	49	1
	Mike Williams	1992-95	21	292	13.9	29	0
	Scott Miller	1991-96	21	274	13.0	27	1
	Damien Williams	2014	21	187	8.9	32	1
	Joey Haynos	2008-09	21	184	8.8	21	3
118.	Bryan Gilmore	2004-05	20	311	15.6	44t	2
	Donald Lee	2003-04	20	220	11.0	25	2
120.	Scott Schwedes	1987-90	19	370	19.5	65t	2
	Brett Perriman	1997	19	309	16.3	26	1
122.	Otto Stowe	1971-72	18	344	19.1	49	3
	Marlon Moore	2010-13	18	300	16.7	57t	2
	Yatil Green	1997-99	18	234	13.0	27	0
	Autry Denson	1999-00	18	133	7.4	28	0

	PLAYER	YEARS	NO.	YDS.	AVG.	LG	TD
	Robert Edwards	2002	18	126	7.0	14	1
	Hunter Goodwin	1999-01	18	118	6.6	14	1
	Eddie Hill	1981-84	18	106	5.9	16	1
129.	Benny Malone	1974-78	17	234	13.8	43	0
130.	Thurman Thomas	2000	16	117	7.3	15	1
	Abner Haynes	1967	16	100	6.3	22	0
132.	Tom Brown	1987-89	14	123	8.8	23	0
133.	Cookie Gilchrist	1966	13	110	8.5	22	1
	Lamar Gordon	2004	13	74	5.7	25	0
	Billy Joe	1966	13	116	8.9	67	1
	Terry Robiskie	1980-81	13	60	4.6	15	0
137.	John Tagliaferri	1987	12	117	9.8	27	0
	Marc Logan	1989-91	12	88	7.3	12	0
	Obafemi Ayanbadejo	2003	12	53	4.4	12	0
140.	Jack Harper	1967-68	11	212	19.3	40	3
	John Roderick	1966	11	156	14.2	64	1
	Jim Cox	1968	11	147	13.4	30	0
	Jovorskie Lane	2012	11	79	7.2	24	1
	Joe Carter	1984-86	11	66	6.0	15	0
145.	Preston Carpenter	1966	10	127	12.7	42	0
	Steve Howell	1979-81	10	70	7.0	13	0
	Sam Price	1966-68	10	70	7.0	27	1
	John Avery	1998-99	10	67	6.7	19t	1
149.	Nate Jacquet	1998-99	9	140	15.6	29	0
	Marcus Thigpen	2012-13	9	112	12.4	50	1
	Leland Douglas	1987	9	92	10.2	17	1
152.	Jeff Ogden	2000-01	8	97	12.1	18	1
	Cris Carter	2002	8	66	8.3	15	1
	Lawrence Sampleton	1987	8	64	8.0	19	0
	David Overstreet	1983	8	55	6.9	20	2
	Lorenzo Diamond	2005	8	54	6.8	18	0
	Rick Casares	1966	8	45	5.6	20	1
158.	Bert Emanuel	2000	7	132	18.9	53t	1
	Eddie Chavis	1987	7	108	15.4	27	0
	Loaird McCreary	1976-78	7	88	12.6	30	3
	Brian Manning	1997	7	85	12.1	21	0
	Bill Cronin	1966	7	83	11.9	21	1
	Michael Egnew	2012-13	7	69	9.9	14	0
	Willie Richardson	1970	7	67	9.6	27	1
165.	Vince Heflin	1982-85	6	98	16.3	46t	1
	Armon Binns	2012-13	6	67	11.2	21	0
	Roberto Wallace	2010-11	6	62	10.3	19	0
	Stan Winfrey	1975-77	6	55	9.2	16	1
	David Lewis	1987	6	53	8.8	22	1
	Hubert Ginn	1970-75	6	47	7.8	23	0
	Cecil Collins	1999	6	32	5.3	12	0
	Mark Konecny	1987	6	26	4.3	10	0
	Andra Franklin	1981-84	6	15	2.5	6	1
174.	Damon Reilly	1987	5	70	14.0	20	0
	Ronnie Williams	1993-95	5	54	10.8	17	0
176.	Mel Baker	1974	4	121	30.0	46t	2
	Elmer Bailey	1980-81	4	105	26.3	39	0
	David Boston	2004-05	4	80	20.0	54	0
	Jabar Gaffney	2012	4	68	17.0	30	0
	Brett Carolan	1996	4	48	12.0	21	1
	Jim Braxton	1978	4	47	11.8	19	0
	Samkon Gado	2007	4	47	11.8	35	0
	Tom Boutwell	1969	4	29	7.3	12	0
	Garrett Limbrick	1990	4	23	5.8	9	0
	Heath Evans	2005	4	17	4.3	5	0
	Jamar Martin	2004	4	15	3.8	7	0
	Charles Leigh	1971-74	4	9	2.3	7	0
188.	Robert Clark	1992	3	59	19.7	45	0
	Gene Mingo	1966-67	3	40	13.3	9	0
	Bill Darnall	1968-69	3	38	12.7	13	0
	Orleans Darkwa	2014	3	31	10.3	17	0

	PLAYER	YEARS	NO.	YDS.	AVG.	LG	TD
	Kory Sperry	2009	3	31	10.3	13	1
	Brandon London	2008	3	30	10.0	14	0
	Roosevelt Potts	1997	3	27	9.0	13	0
	Ernest Wilford	2008	3	25	8.3	15	0
	Darian Barnes	2005-06	3	22	7.3	13	0
	Gator Hoskins	2014	3	21	7.0	14	0
	Anthony Armstrong	2012	3	12	4.0	7	0
	Leonard Henry	2002-04	3	12	4.0	7	0
	Robert Wilson	1994-96	3	8	2.7	3t	1
201.	Kendall Newson	2003-05	2	55	27.5	37	0
	Ron Sellers	1973	2	54	27.0	42	0
	Mike Caterbone	1987	2	46	23.0	30	0
	Mickey Shuler	2010	2	44	22.0	28	0
	Desmond Clark	2002	2	42	21.0	26	0
	Jim Mertens	1969	2	26	13.0	15	0
	Jimmy Hines	1969	2	23	11.5	22	0
	Rich Diana	1982	2	21	10.5	13	0
	David Woodley	1980-83	2	21	10.5	15t	1
	Cleveland Gary	1994	2	19	9.5	11	0
	Clyde Gates	2011	2	19	9.5	11	0
	Kevin McKenzie	1999	2	18	9.0	13	0
	Charles Henry	1991	2	17	8.5	9	0
	Brian Kinchen	1988-90	2	15	7.5	12	0
	Deon Dyer	2000-02	2	14	7.0	13	0
	Cliff Russell	2005-06	2	14	7.0	9	0
	Willie Smith	1987	2	13	6.5	8	1
	Ronald Scott	1987	2	7	3.5	5	0
	Reagan Mauia	2007	2	5	2.5	5	0
	Casey Cramer	2008	2	3	1.5	2t	1
	Bob Torrey	1979	2	3	1.5	8	0
	Barry Pryor	1969-70	2	-3	-1.5	0	0
	Steve Slaton	2011	2	-3	-1.5	-1	0
224.	Bo Rather	1973, 1978	1	39	39.0	39	0
	Wes Matthews	1966	1	20	20.0	20	0
	Tom Beier	1967, 1969	1	19	19.0	19	0
	Legedu Naanee	2012	1	19	19.0	19	0
	Robert Baker	1999-02	1	17	17.0	17	0
	Mike Holmes	1976	1	11	11.0	11	0
	Damian Williams	2014	1	14	14.0	14	0
	Ricky Isom	1987	1	11	11.0	11	0
	Keith Sims	1990-97	1	9	9.0	9	0
	Knowshon Moreno	2014	1	8	8.0	8	0
	Dick Anderson	1968-77	1	8	8.0	8	0
	Ronald Bellamy	2004	1	8	8.0	8	0
	Nuu Faaola	1989	1	8	8.0	8	0
	Vick King	2004	1	8	8.0	8	0
	Jeron Mastrud	2011-12	1	8	8.0	8	0
	Vern Den Herder	1971-81	1	7	7.0	7t	1
	Aaron Halterman	2007	1	7	7.0	7	0
	Kevin Curtis	2010	1	6	6.0	6	0
	Lawrence Phillips	1997	1	6	6.0	6	0
	George Farmer	1987	1	5	5.0	5	0
	George Chesser	1966-67	1	4	4.0	4	0
	Dewayne Dotson	1994-95, 1997	1	4	4.0	4	0
	Doug Easlick	2004	1	4	4.0	4	0
	Alex Holmes	2005	1	2	2.0	2	0
	Frank Wainright	1995-98	1	2	2.0	2t	1
	Will Heller	2005	1	1	1.0	1t	1
	Ron Moore	1998	1	1	1.0	1	0
	Damon Huard	1997-00	1	0	0.0	0	0
	Ryan Tannehill	2012-14	1	-4	-4.0	0	0
	Dan Marino	1983-99	1	-6	-6.0	-6	0
254.	Lee Suggs	2006	0	13	-	13	0
	Rex Hadnot	2004-07	0	-2	-	-2	0
	Samson Satele	2007-08, 2014	0	-3	-	-3	0

SCORING

	PLAYER	YEARS	TD	TDR	TDP	TDRT	FG	PAT	PTS.
1.	Olindo Mare	1997-06	0	0	0	0	245	313	1048
2.	Garo Yepremian	1970-78	0	0	0	0	165	335	830
3.	Pete Stoyanovich	1989-95	0	0	0	0	176	246	774
4.	Uwe von Schamann	1979-84	0	0	0	0	101	237	540
5.	Dan Carpenter	2008-12	0	0	0	0	127	154	535
6.	Mark Clayton	1983-92	82	0	81	1	0	0	492
7.	Nat Moore	1974-86	75	1	74	0	0	0	450
8.	Mark Duper	1982-92	59	0	59	0	0	0	354
9.	Larry Csonka	1968-74, 1979	57	53	4	0	0	0	342
10.	Ricky Williams	2002-03, 2005, 2007-10	54	48	6	0	0	0	326#
11.	Fuad Reveiz	1985-88	0	0	0	0	53	161	320
12.	Chris Chambers	2001-07	43	0	43	0	0	0	260#
13.	Caleb Sturgis	2013-14	0	0	0	0	55	74	239
14.	Ronnie Brown	2005-10	38	36	2	0	0	0	230#
15.	Karim Abdul-Jabbar	1996-99	34	33	1	0	0	0	204
16.	Mercury Morris	1969-75	33	29	1	3	0	0	198
	Tony Nathan	1979-87	33	16	16	1	0	0	198
	Paul Warfield	1970-74	33	0	33	0	0	0	198
19.	O.J. McDuffie	1993-01	32	0	29	3	0	0	194#
20.	Jim Kiick	1968-74	31	28	3	0	0	0	186
21.	Lorenzo Hampton	1985-89	28	22	6	0	0	0	168
22.	Bruce Hardy	1978-89	25	0	25	0	0	0	150
	Don Nottingham	1973-77	25	25	0	0	0	0	150
24.	Lamar Smith	2000-01	24	20	4	0	0	0	144
25.	Anthony Fasano	2008-12	23	0	23	0	0	0	140#
26.	Norm Bulaich	1975-79	23	17	6	0	0	0	138
	Andra Franklin	1981-84	23	22	1	0	0	0	138
	Jim Mandich	1970-77	23	0	23	0	0	0	138
	Howard Twilley	1966-76	23	0	23	0	0	0	138
30.	Oronde Gadsden	1998-03	22	0	22	0	0	0	132
31.	Irving Fryar	1993-95	20	0	20	0	0	0	124##
32.	Randy McMichael	2002-06	19	0	18	1	0	0	116#
33.	Jim Jensen	1981-92	19	0	19	0	0	0	114
34.	Keith Jackson	1992-94	18	0	18	0	0	0	110#
	Bernie Parmalee	1992-98	18	15	3	0	0	0	110#
36.	Duriel Harris	1976-83, 1985	18	0	18	0	0	0	108
37.	Ron Davenport	1985-89	17	13	4	0	0	0	102
	Karl Noonan	1966-71	17	0	17	0	0	0	102
39.	Keith Byars	1993-96	16	6	10	0	0	0	96
	Dan Johnson	1983-87	16	0	16	0	0	0	96
	Benny Malone	1974-78	16	16	0	0	0	0	96
	Sammie Smith	1989-91	16	15	1	0	0	0	96
43.	Terry Kirby	1993-95	15	9	6	0	0	0	92#
44.	Reggie Bush	2011-12	15	12	3	0	0	0	90
	Charles Clay	2011-14	15	1	14	0	0	0	90
	Mark Higgs	1990-94	15	14	0	1	0	0	90
	Mike Wallace	2013-14	15	0	15	0	0	0	90
48.	Jay Feely	2007	0	0	0	0	21	26	89
	Joe Nedney	1996-97	0	0	0	0	18	35	89
50.	Tony Martin	1989-93, 1999-00	14	0	14	0	0	0	84
	Delvin Williams	1978-80	14	13	1	0	0	0	84
52.	Daniel Thomas	2011-14	13	10	3	0	0	0	80#
	Jimmy Cefalo	1978-84	13	0	13	0	0	0	78
	Brian Hartline	2009-14	13	1	12	0	0	0	78
	Joe Rose	1980-85	13	0	13	0	0	0	78
56.	Joe Auer	1966-67	12	5	6	1	0	0	72
	Woody Bennett	1980-88	12	9	3	0	0	0	72
	Davone Bess	2008-12	12	0	12	0	0	0	72
	Mark Ingram	1993-94	12	0	12	0	0	0	72
	Lamar Miller	2012-14	12	11	1	0	0	0	72
	Troy Stradford	1987-90	12	10	2	0	0	0	72
62.	Marty Booker	2004-07	11	0	11	0	0	0	70#

	PLAYER	YEARS	TD	TDR	TDP	TDRT	FG	PAT	PTS.
63.	Karl Kremser	1969-70	0	0	0	0	13	28	67
64.	Jay Fiedler	2000-04	11	11	0	0	0	0	66
65.	Gene Mingo	1966-67	0	0	0	0	11	32	65
66.	Ferrell Edmunds	1988-92	10	0	10	0	0	0	60
	Ted Ginn, Jr.	2007-09	10	2	5	3	0	0	60
	Travis Minor	2001-06	10	8	1	1	0	0	60
	Irving Spikes	1994-97	10	8	2	0	0	0	60
	David Woodley	1980-83	10	9	1	0	0	0	60
71.	Jason Taylor	1997-07, 2009, 2011	9	0	0	9	0	0	58**
72.	Pete Johnson	1984	9	9	0	0	0	0	54
	Dan Marino	1983-99	9	9	0	0	0	0	54
	Brandon Marshall	2010-11	9	0	9	0	0	0	54
	Stan Mitchell	1966-70	9	4	5	0	0	0	54
	Tony Paige	1990-92	9	3	6	0	0	0	54
	James Pruitt	1986-88, 1990-91	9	0	8	1	0	0	54
	Freddie Solomon	1975-77	9	1	5	3	0	0	54
79.	Jimmy Keyes	1968-69	0	0	0	0	7	30	51
80.	Troy Drayton	1996-99	8	0	8	0	0	0	50#
	James McKnight	2001-03	8	1	7	0	0	0	50#
82.	Fred Banks	1987-93	8	0	8	0	0	0	48
	Gary Davis	1976-79	8	7	1	0	0	0	48
	Sammy Morris	2004-06	8	8	0	0	0	0	48
	Stanley Pritchett	1996-99	8	2	6	0	0	0	48
	Lamar Thomas	1996-00	8	0	8	0	0	0	48
87.	Doug Moreau	1966-69	6	0	6	0	1	6	45
88.	Marlin Briscoe	1972-74	7	0	7	0	0	0	42
	Bob Griese	1967-80	7	7	0	0	0	0	42
	Rob Konrad	1999-04	7	1	6	0	0	0	42
	Larry Seiple	1966-67	7	0	7	0	0	0	42
92.	Booth Lusteg	1967	0	0	0	0	7	18	39
93.	Patrick Cobbs	2006-10	6	2	4	0	0	0	36
	Leroy Harris	1977-78	6	6	0	0	0	0	36
	Andre Tillman	1975-78	6	0	6	0	0	0	36
	Tommy Vigorito	1981-85	6	2	2	2	0	0	36
97.	Andre Brown	1989-90	5	0	5	0	0	0	30
	Lex Hilliard	2009-11	5	2	2	1	0	0	30
	J.J. Johnson	1999-01	5	5	0	0	0	0	30
	Jarvis Landry	2014	5	0	5	0	0	0	30
	David Martin	2007-08	5	0	5	0	0	0	30
	Jed Weaver	2000-02	5	0	5	0	0	0	30
103.	Dick Anderson	1968-77	4	0	0	4	0	0	24
	Fred Barnett	1996-97	4	0	4	0	0	0	24
	Greg Baty	1991-94	4	0	4	0	0	0	24
	Terrell Buckley	1995-99, 2003	4	0	0	4	0	0	24
	Greg Camarillo	2007-09	4	0	4	0	0	0	24
	Marv Fleming	1970-74	4	0	4	0	0	0	24
	Brandon Gibson	2013-14	4	0	4	0	0	0	24
	Jack Harper	1967-68	4	1	3	0	0	0	24
	Randal Hill	1991, 1995-96	4	0	4	0	0	0	24
	Cleo Lemon	2005-07	4	4	0	0	0	0	24
	Marc Logan	1989-91	4	2	0	2	0	0	24
	Rishard Matthews	2012-14	4	0	4	0	0	0	24
	Leslie Shepherd	2000	4	0	4	0	0	0	24
	Ryan Tannehill	2012-14	4	4	0	0	0	0	24
	Zach Thomas	1996-07	4	0	0	4	0	0	24
	Derrius Thompson	2003-04	4	0	4	0	0	0	24
119.	Willie Beecher	1987	0	0	0	0	3	12	21
120.	Eric Green	1995	3	0	3	0	0	0	20#
	Derek Hagan	2006-08	3	0	3	0	0	0	20#
	Jovorskie Lane	2012	3	2	1	0	0	0	20#
	Sam Madison	1997-05	3	0	0	3	0	0	20*
124.	John Avery	1998-99	3	2	1	0	0	0	18
	Jack Clancy	1967-69	3	0	3	0	0	0	18
	Tony Franklin	1988	0	0	0	0	4	6	18

	PLAYER	YEARS	TD	TDR	TDP	TDRT	FG	PAT	PTS.
	Samkon Gado	2007	3	3	0	0	0	0	18
	Nick Giaquinto	1980-81	3	0	2	1	0	0	18
	Hubert Ginn	1970-75	3	3	0	0	0	0	18
	Shayne Graham	2011	0	0	0	0	4	6	18
	Joey Haynos	2008-09	3	0	3	0	0	0	18
	Frank Jackson	1966-67	3	0	3	0	0	0	18
	Charles Jordan	1996-98	3	0	3	0	0	0	18
	Mike Kozlowski	1979-86	3	0	0	3	0	0	18
	Ronnie Lee	1979-82, 1984-89	3	0	3	0	0	0	18
	Ray Lucas	2001-02	3	3	0	0	0	0	18
	Loaird McCreary	1976-78	3	0	3	0	0	0	18
	Lloyd Mumphord	1969-74	3	0	0	3	0	0	18
	David Overstreet	1983	3	1	2	0	0	0	18
	Justin Peelle	2006-07	3	0	3	0	0	0	18
	Scott Schwedes	1987-90	3	0	2	1	0	0	18
	Ronald Scott	1987	3	3	0	0	0	0	18
	Dion Sims	2013-14	3	0	3	0	0	0	18
	Otto Stowe	1971-72	3	0	3	0	0	0	18
	Marcus Thigpen	2012-13	3	0	1	2	0	0	18
146.	Matt Bryant	2004	0	0	0	0	3	7	16
	Wes Welker	2004-06	2	0	1	1	1	1	16
148.	Tim Foley	1970-80	2	0	0	2	0	0	14*
149.	Mel Baker	1974	2	0	2	0	0	0	12
	Charlie Baumann	1991	0	0	0	0	2	6	12
	Bob Baumhower	1977-86	2	0	0	2	0	0	12
	Jim Braxton	1978	2	2	0	0	0	0	12
	Gary Clark	1995	2	0	2	0	0	0	12
	Cecil Collins	1999	2	2	0	0	0	0	12
	Robert Edwards	2002	2	1	1	0	0	0	12
	Bryan Gilmore	2004-05	2	0	2	0	0	0	12
	Brent Grimes	2013-14	0	0	0	2	0	0	12
	Abner Haynes	1967	2	2	0	0	0	0	12
	Chad Henne	2008-11	2	2	0	0	0	0	12
	Eddie Hill	1981-84	2	1	1	0	0	0	12
	Liffort Hobley	1982-93	2	0	0	2	0	0	12
	Bobby Humphrey	1992	2	1	1	0	0	0	12
	William Judson	1982-89	2	0	0	2	0	0	12
	Dave Kocourek	1966	2	0	2	0	0	0	12
	Donald Lee	2003-04	2	0	2	0	0	0	12
	Kyle Mackey	1987	2	2	0	0	0	0	12
	Brock Marion	1998-03	2	0	0	2	0	0	12
	Don McNeal	1980-89	2	0	0	2	0	0	12
	Jerris McPhail	1996-97	2	1	1	0	0	0	12
	Scott Miller	1991-96	2	0	1	1	0	0	12
	Gene Milton	1968-69	2	0	1	1	0	0	12
	Marlon Moore	2010-13	2	0	2	0	0	0	12
	Matt Moore	2011-14	2	2	0	0	0	0	12
	Jeff Ogden	2000-01	2	0	1	1	0	0	12
	Louis Oliver	1989-93, 1995-96	2	0	0	2	0	0	12
	Ed Perry	1997-04	2	0	2	0	0	0	12
	Sam Price	1966-68	2	1	1	0	0	0	12
	Bo Roberson	1966	2	0	2	0	0	0	12
	Terry Robiskie	1980-81	2	2	0	0	0	0	12
	Bill Stanfill	1969-76	2	0	0	2	0	0	12
	Don Strock	1974-87	2	2	0	0	0	0	12
	Patrick Surtain	1998-04	2	0	0	2	0	0	12
	Troy Vincent	1992-95	2	0	0	2	0	0	12
	Jimmy Warren	1966-67	2	0	0	2	0	0	12
	Dick Westmoreland	1966-69	2	0	0	2	0	0	12
	Stan Winfrey	1975-77	2	1	1	0	0	0	12
187.	Bill Gramatica	2004	0	0	0	0	3	0	9
188.	Kim Bokamper	1977-85	1	0	0	1	0	0	8*
	Billy Joe	1966	1	0	1	0	0	0	8#
	Aaron Craver	1991-94	1	1	0	0	0	0	8#

	PLAYER	YEARS	TD	TDR	TDP	TDRT	FG	PAT	PTS.
192.	Curtis Johnson	1970-78	1	0	0	1	0	0	8*
	Will Allen	2006-11	1	0	0	1	0	0	6
	John Beck	2007-08	1	1	0	0	0	0	6
	Don Bessillieu	1979-81	1	0	0	1	0	0	6
	Glenn Blackwood	1979-87	1	0	0	1	0	0	6
	Tim Bowens	1994-04	1	0	0	1	0	0	6
	J.B. Brown	1989-96	1	0	0	1	0	0	6
	Bob Brudzinski	1981-89	1	0	0	1	0	0	6
	Nick Buoniconti	1969-76	1	0	0	1	0	0	6
	Kevin Burnett	2011-12	1	0	0	1	0	0	6
	Brett Carolan	1996	1	0	1	0	0	0	6
	Cris Carter	2002	1	0	1	0	0	0	6
	Joe Carter	1984-86	1	1	0	0	0	0	6
	Rick Casares	1966	1	0	1	0	0	0	6
	Jesse Chatman	2005, 2007	1	1	0	0	0	0	6
	Casey Cramer	2008	1	0	1	0	0	0	6
	Bill Cronin	1966	1	0	1	0	0	0	6
	Daunte Culpepper	2006	1	1	0	0	0	0	6
	Vontae Davis	2009-11	1	0	0	1	0	0	6
	Louis Delmas	2014	1	0	0	1	0	0	6
	Vern Den Herder	1971-81	1	0	1	0	0	0	6
	Leland Douglas	1987	1	0	1	0	0	0	6
	Bert Emanuel	2000	1	0	1	0	0	0	6
	Frank Emanuel	1968-69	1	0	0	1	0	0	6
	Tom Erlandson	1966-67	1	0	0	1	0	0	6
	A.J. Feeley	2004-05	1	1	0	0	0	0	6
	Cortland Finnegan	2014	1	0	0	1	0	0	6
	Trent Gamble	2000-03	1	0	0	1	0	0	6
	Cookie Gilchrist	1966	1	0	1	0	0	0	6
	Kerry Glenn	1990-92	1	0	0	1	0	0	6
	Hunter Goodwin	1999-01	1	0	1	0	0	0	6
	Vince Heflin	1982-85	1	0	1	0	0	0	6
	Will Heller	2005	1	0	1	0	0	0	6
	Renaldo Hill	2006-08	1	0	0	1	0	0	6
	Sean Hill	1994-96	1	0	0	1	0	0	6
	Trell Hooper	1987	1	0	0	1	0	0	6
	Steve Howell	1979-81	1	1	0	0	0	0	6
	Ricky Isom	1987	1	1	0	0	0	0	6
	Calvin Jackson	1994-99	1	0	0	1	0	0	6
	Vestee Jackson	1991-93	1	0	0	1	0	0	6
	Pete Jaquess	1966-67	1	0	0	1	0	0	6
	Pat Johnson	1995	1	0	0	1	0	0	6
	Reshad Jones	2010-14	1	0	0	1	0	0	6
	Robert Jones	1998-00	1	0	0	1	0	0	6
	Nate Kaeding	2012	0	0	0	0	1	3	6
	Chuck Klingbeil	1991-95	1	0	0	1	0	0	6
	Bernie Kosar	1994-96	1	1	0	0	0	0	6
	Michael Lehan	2006-08	1	0	0	1	0	0	6
	Charles Leigh	1971-73	1	1	0	0	0	0	6
	David Lewis	1987	1	0	1	0	0	0	6
	Phillip Merling	2008-11	1	0	0	1	0	0	6
	Koa Misi	2010-14	1	0	0	1	0	0	6
	Kenny Mixon	1998-01	1	0	0	1	0	0	6
	Knowshawn Moreno	2014	1	1	0	0	0	0	6
	Earl Morrall	1972-76	1	1	0	0	0	0	6
	Cliff Odom	1990-93	1	0	0	1	0	0	6
	Chad Pennington	2008-10	1	1	0	0	0	0	6
	Brett Perriman	1997	1	0	1	0	0	0	6
	Lousaka Polite	2008-10	1	1	0	0	0	0	6
	Derrick Pope	2004-07	1	0	0	1	0	0	6
	Willie Richardson	1970	1	0	1	0	0	0	6
	John Roderick	1966	1	0	1	0	0	0	6
	Jake Scott	1970-75	1	0	0	1	0	0	6
	Scott Secules	1989-92	1	1	0	0	0	0	6
	Steve Slaton	2011	1	1	0	0	0	0	6
	Gerald Small	1978-83	1	0	0	1	0	0	6

	PLAYER	YEARS	TD	TDR	TDP	TDRT	FG	PAT	PTS.
	Willie Smith	1987	1	0	1	0	0	0	6
	Brian Sochia	1986-91	1	0	0	1	0	0	6
	Kory Sperry	2009	1	0	1	0	0	0	6
	John Stofa	1966-67, 1969-70	1	1	0	0	0	0	6
	John Tagliaferri	1987	1	1	0	0	0	0	6
	Norris Thomas	1977-79	1	0	0	1	0	0	6
	Thurman Thomas	2000	1	0	1	0	0	0	6
	Bob Torrey	1979	1	1	0	0	0	0	6
	Olivier Vernon	2012-14	1	0	0	1	0	0	6
	Frank Wainright	1995-98	1	0	1	0	0	0	6
	Fulton Walker	1981-84	1	0	0	1	0	0	6
	Willie West	1966-68	1	0	0	1	0	0	6
	Damien Williams	2014	1	0	1	0	0	0	6
	Jarvis Williams	1988-93	1	0	0	1	0	0	6
	Robert Wilson	1994-96	1	0	1	0	0	0	6
	Dick Wood	1966	1	1	0	0	0	0	6
273.	Van Tiffin	1987	0	0	0	0	0	4	4
274.	Charlie Anderson	2008-09	0	0	0	0	0	0	2*
	Kevin Carter	2005-06	0	0	0	0	0	0	2*
	Mike Charles	1983-86	0	0	0	0	0	0	2*
	A.J. Duhe	1977-84	0	0	0	0	0	0	2*
	Terrence Fede	2014	0	0	0	0	0	0	2*
	Larry Gordon	1976-82	0	0	0	0	0	0	2*
	Jermaine Haley	2000-02	0	0	0	0	0	0	2*
	Reggie Howard	2004-05	0	0	0	0	0	0	2*
	Sammy Knight	2003-04	0	0	0	0	0	0	2*
	Don Reese	1974-76	0	0	0	0	0	0	2*
	Cameron Wake	2009-14	0	0	0	0	0	0	2*
	George Wilson	1966	0	0	0	0	0	0	2#

* — safety # — two point conversion

INTERCEPTIONS

	PLAYER	YEARS	NO.	YDS.	AVG.	LG	TD
1.	Jake Scott	1970-75	35	425	12.1	47	0
2.	Dick Anderson	1968-77	34	792	23.3	96t	3
3.	Sam Madison	1997-05	31	487	15.7	42	2
4.	Glenn Blackwood	1979-87	29	398	13.7	50	1
	Patrick Surtain	1998-04	29	298	10.3	43	2
6.	Louis Oliver	1989-93, 1995-96	24	569	23.7	103t	2
	Terrell Buckley	1995-99, 2003	24	425	17.7	91t	3
	William Judson	1982-89	24	368	15.3	61t	2
9.	Gerald Small	1978-83	23	378	16.4	46t	1
10.	Curtis Johnson	1970-78	22	150	6.8	34	0
	Tim Foley	1970-80	22	96	4.4	18	0
12.	Brock Marion	1998-03	20	431	21.6	100t	2
13.	Don McNeal	1980-89	18	163	9.1	30	2
14.	Zach Thomas	1996-07	17	170	10.0	34t	4
15.	J.B. Brown	1989-96	16	293	18.3	48	1
16.	Dick Westmoreland	1966-69	15	236	15.7	42	1
17.	Troy Vincent	1992-95	14	284	20.3	69	2
	Jarvis Williams	1988-93	14	216	15.4	42	1
	Lloyd Mumphord	1969-74	14	187	13.4	51	2
	Lyle Blackwood	1981-86	14	175	12.5	45	0
	Earnie Rhone	1975-84	14	110	7.9	16	0
22.	Willie West	1966-68	13	180	13.8	32	0
	Paul Lankford	1982-91	13	89	6.7	44	0
24.	Charlie Babb	1972-79	12	141	11.8	36	0
	Brian Walker	1997-98, 2000-01	12	92	7.7	31	0
26.	Jimmy Warren	1966-69	11	247	22.5	70t	2
	Reshad Jones	2010-14	10	116	11.6	50	1
28.	Brent Grimes	2013-14	9	182	20.2	94t	2
	Vontae Davis	2009-11	9	124	13.8	28	1
30.	Mike Kozlowski	1979-86	8	172	21.5	38t	2
	Larry Gordon	1976-82	8	121	15.1	36	0

	PLAYER	YEARS	NO.	YDS.	AVG.	LG	TD
	Bob Matheson	1971-79	8	111	13.9	34	0
	Jason Taylor	1997-07, 2009, 2011	8	110	13.8	51t	3
	Nick Buoniconti	1969-76	8	89	11.1	24	0
	Jason Allen	2006-10	8	41	5.1	17	0
36.	Sammy Knight	2003-04	7	130	18.6	70	0
	Norris Thomas	1977-79	7	115	16.4	53t	1
	Will Allen	2006-11	7	114	16.3	32t	1
	André Goodman	2006-08	7	76	10.9	55	0
40.	Renaldo Hill	2006-08	6	91	15.2	24	0
	Yeremiah Bell	2004-11	6	89	14.8	29	0
	Kim Bokamper	1977-85	6	55	9.2	24t	1
	John Bramlett	1977-85	6	49	8.2	22	0
44.	Bob Petrmaloneella	1966-71	5	104	20.8	33	0
	Bud Brown	1984-88	5	96	19.2	53	0
	Neal Colzie	1979	5	86	17.2	56	0
	Mike Kolen	1970-77	5	85	17.0	29	0
	Liffort Hobley	1987-93	5	61	12.2	22	0
	Fulton Walker	1981-84	5	61	12.2	30	0
	Arturo Freeman	2000-04	5	59	11.8	47	0
	Sean Smith	2009-12	5	56	11.2	31	0
	Bob Brudzinski	1981-89	5	46	9.2	19	0
	Rick Volk	1977-78	5	42	8.4	24	0
	Nolan Carroll	2010-13	5	25	5.0	24	0
	Shawn Wooden	1996-99, 2001-04	5	25	5.0	15	0
	Doug Swift	1970-75	5	17	3.4	12	0
	Don Bessillieu	1979-81	5	13	2.6	12	0
58.	Calvin Jackson	1994-99	4	105	26.3	61t	1
	Lance Schulters	2005	4	78	19.5	37	0
	Tom Erlandson	1966-67	4	68	17.0	37	1
	Jimmy Wilson	2011-14	4	57	14.3	31	0
	Frank Emanuel	1968-69	4	46	12.5	24	0
	John Offerdahl	1986-93	4	44	11.0	28	0
	Tim McKyer	1990	4	40	10.0	21	0
	Randy Starks	2008-14	4	33	8.3	18	0
	Chris Clemons	2009-13	4	29	7.3	29	0
	Gene Atkins	1994-96	4	24	6.0	18	0
	Mark Brown	1983-88	4	18	4.5	13	0
	Michael Stewart	1994-96	4	11	2.8	11	0
	Dimitri Patterson	2012-13	4	7	1.8	3	0
71.	Vestee Jackson	1991-93	3	63	21.0	30t	1
	Ed Taylor	1979-82	3	55	18.3	44	0
	Rodney Thomas	1988-90	3	52	17.3	48	0
	Bryan Cox	1991-95	3	38	12.7	26	0
	Travares Tillman	2005-07	3	38	12.7	22	0
	Wahoo McDaniel	1966-68	3	35	11.7	20	0
	Derrick Rodgers	1997-02	3	33	11.0	21	0
	Jerry Wilson	1996-00	3	32	10.7	19	0
	Travis Daniels	2005-07	3	31	10.3	29	0
	Steve Towle	1975-80	3	30	10.0	16	0
	Pete Jaquess	1966-67	3	27	9.0	27	1
	A.J. Duhe	1977-84	3	18	6.0	11	0
	Ed Weisacosky	1968-70	3	10	3.3	7	0
	Aubrey Beavers	1994-95	3	8	2.7	8	0
	Nate Jones	2008-09	3	0	0.0	0	0
86.	Donovan Rose	1986-87	2	63	31.5	36	0
	Bob Neff	1966-68	2	54	27.5	32	0
	Rusty Chambers	1976-80	2	53	26.5	49	0
	Dwight Hollier	1992-99	2	47	24.5	36	0
	Ken Ellis	1976	2	40	20.0	40	0
	Bobby Harden	1990-93	2	39	19.5	22	0
	Robert Sowell	1983-85, 1987	2	36	18.0	29	0
	Bill Stanfill	1969-76	2	32	16.0	17t	2
	Kerry Glenn	1990-92	2	31	15.5	31t	1
	Jamar Fletcher	2001-03	2	30	15.0	30	0
	Akin Ayodele	2008-09	2	29	14.5	17	0
	Dannell Ellerbe	2013-14	2	25	12.5	16	0

	PLAYER	YEARS	NO.	YDS.	AVG.	LG	TD
	Henry Stuckey	1972-74	2	25	12.5	21	0
	George Teague	1997	2	25	12.5	23	0
	Tyrone Culver	2008-09	2	24	12.0	23	0
	Joey Porter	2007-08	2	19	9.5	14	0
	Tate Randle	1987	2	16	8.0	11	0
	John McGeever	1966	2	15	7.5	15	0
	Tom Beier	1967, 1969	2	14	7.0	7	0
	Robert Jones	1998-00	2	14	7.0	14t	1
	Trell Hooper	1987	2	11	5.5	11	0
	Benny Sapp	2010-11	2	9	4.5	9	0
	Jeris White	1974-76	2	4	2.0	4	0
	Tyrone Braxton	1994	2	3	1.5	3	0
	Chris Green	1991-94	2	0	0.0	0	0
	Derrick Pope	2004-07	2	0	0.0	0	0
112.	Louis Delmas	2014	1	81	81.0	81t	1
	Kenny Mixon	1998-01	1	56	56.0	56t	1
	Marvin Mitchell	2011	1	55	55.0	55	0
	Walt Aikens	2014	1	43	43.0	43	0
	Jay Brophy	1984-86	1	41	41.0	41	0
	Jared Odrick	2010-14	1	39	39.0	39	0
	Kevin Burnett	2011-12	1	34	34.0	34t	0
	Dean Brown	1970	1	32	32.0	32	0
	Hugh Green	1985-91	1	28	28.0	28	0
	Earl Faison	1966	1	26	26.0	26	0
	Phillip Merling	2008-11	1	25	25.0	25t	1
	Vern Den Herder	1971-81	1	24	24.0	24	0
	Charles Cornelius	1977-78	1	21	21.0	21	0
	Bob Bruggers	1966-68	1	20	20.0	20	0
	Ralph Ortega	1979-80	1	17	17.0	13	0
	Ted Davis	1970	1	15	15.0	15	0
	Karlos Dansby	2010-12	1	14	14.0	14	0
	Rick Graf	1987-89	1	14	14.0	14	0
	Shawn Lee	1990-91	1	14	14.0	14	0
	Richard Marshall	2012	1	7	7.0	7	0
	Jackie Shipp	1984-88	1	7	7.0	7	0
	Craig Veasey	1993-94	1	7	7.0	7	0
	Reggie Howard	2004-05	1	5	5.0	5	0
	Eric Kumerow	1988-90	1	5	5.0	5	0
	Alex Moyer	1985-86	1	4	4.0	4	0
	Greg Jeffries	1999-00	1	3	3.0	3	0
	Jack Rudolph	1966	1	3	3.0	3	0
	Chris Singleton	1993-96	1	3	3.0	3	0
	Brendon Ayanbadejo	2003-04	1	2	2.0	2	0
	Larry Ball	1972-74, 1977-78	1	2	2.0	2	0
	Mike Charles	1983-86	1	2	2.0	2	0
	Channing Crowder	2005-10	1	2	2.0	2	0
	Mike Reichenbach	1990-91	1	2	2.0	2	0
	Derrick Shelby	2012-14	1	2	2.0	2	0
	Randall Edmunds	1968-69	1	1	1.0	1	0
	Bruce Alexander	1992	1	0	0.0	0	0
	Bob Baumhower	1977-86	1	0	0.0	0	0
	Tim Bowens	1994-04	1	0	0.0	0	0
	Jeff Cross	1989-95	1	0	0.0	0	0
	Scott Galyon	2000-02	1	0	0.0	0	0
	Jermaine Haley	2000-02	1	0	0.0	0	0
	Sean Hill	1994-96	1	0	0.0	0	0
	Mack Lamb	1967-68	1	0	0.0	0	0
	Michael Lehan	2006-08	1	0	0.0	0	0
	Darrell Malone	1992-94	1	0	0.0	0	0
	Cliff Odom	1990-93	1	0	0.0	0	0
	Muhammad Oliver	1994	1	0	0.0	0	0
	Vern Roberson	1977	1	0	0.0	0	0
	Bryant Salter	1976	1	0	0.0	0	0
	Terrance Shaw	2000	1	0	0.0	0	0
	Donnie Spragan	2005-07	1	0	0.0	0	0
	R.J. Stanford	2012-14	1	0	0.0	0	0

PLAYER	YEARS	NO.	YDS.	AVG.	LG	TD
Michael Thomas	2013-14	1	0	0.0	0	0
Reggie Torbor	2008-09	1	0	0.0	0	0
Jason Trusnik	2011-14	1	0	0.0	0	0
Jay Williams	2002-04	1	0	0.0	0	0
Jeff Zgonina	2003-06	1	0	0.0	0	0
Daryl Gardener	1996-01	1	-1	-1.0	-1	0

SACKS

PLAYER	YEARS	NO.	PLAYER	YEARS	NO.
1. Jason Taylor	1997-07,'09,'11	131.0	6. Jeff Cross	1988-95	59.5
2. Bill Stanfill	1969-76	67.5	7. Trace Armstrong	1995-00	56.5
3. Doug Betters	1978-87	65.5	8. Bob Baumhower	1977-86	39.5
4. Vern Den Herder	1971-81	64.0	Kim Bokamper	1977-85	39.5
5. Cameron Wake	2009-14	63.0	10. A.J. Duhe	1977-84	38.5

KICKOFF RETURNS (Yards)

PLAYER	YEARS	NO.	YDS.	AVG.	LG	TD
1. Wes Welker	2004-06	166	3756	22.6	95t	1
2. Ted Ginn, Jr.	2007-09	147	3386	23.0	101t	2
3. Mercury Morris	1969-75	111	2947	26.5	105t	3
4. Fulton Walker	1981-85	123	2944	23.9	90t	1
5. Brock Marion	1998-03	107	2517	23.5	93	0
6. O.J. McDuffie	1993-01	92	2103	22.9	48	0
7. Irving Spikes	1994-97	89	2058	23.1	55	0
8. Lorenzo Hampton	1985-89	96	2025	21.1	46	0
9. Marcus Thigpen	2012-13	77	1910	24.8	96t	1
10. Travis Minor	2001-06	84	1837	21.9	66	0

PUNT RETURNS (Yards)

PLAYER	YEARS	NO.	FC	YDS.	AVG.	LG	TD
1. Jake Scott	1970-75	127	55	1330	10.5	77t	1
2. Wes Welker	2004-06	127	64	1232	9.7	71	0
3. Davone Bess	2008-12	115	85	1196	10.4	47	0
4. O.J. McDuffie	1993-01	127	91	1127	8.9	72t	2
5. Tom Vigorito	1981-85	79	21	830	10.5	87t	2
6. Freddie Solomon	1975-77	71	5	810	11.4	79t	2
7. Scott Schwedes	1987-90	75	18	732	9.8	70t	1
8. Jeff Ogden	2000-01	51	22	700	13.7	81t	1
9. Marcus Thigpen	2012-13	60	26	580	9.7	72t	1
10. Mark Clayton	1983-92	52	13	485	9.3	60t	1

DOLPHINS COACHING LONGEVITY

In 2007, former Dolphins secondary coach Mel Phillips wrapped up an impressive 23-year stint as an assistant on the team's coaching staff, a span which began in 1985. Over this time, Phillips served under six of the first seven head coaches in team history. Phillips' 23-year tenure with the club is the second-longest among assistant coaches in team history and third overall, including head coaches.

COACH	NO.	YEARS
Don Shula, Head Coach	26	1970-95
Carl Tasseff, Assistant	24	1970-93
Mel Phillips, Assistant	23	1985-07
Tom Keane, Assistant	20	1966-85
John Sandusky, Assistant	19	1976-94

TOP 20 SEASON LEADERS

RUSHING YARDS

	NAME	YEAR	YARDS
1.	Ricky Williams	2002	1853
2.	Ricky Williams	2003	1372
3.	Delvin Williams	1978	1258
4.	Lamar Smith	2000	1139
5.	Ricky Williams	2009	1121
6.	Larry Csonka	1972	1117
7.	Karim Abdul-Jabbar	1996	1116
8.	Lamar Miller	2014	1099
9.	Reggie Bush	2011	1086
10.	Larry Csonka	1971	1051
11.	Ronnie Brown	2006	1008
12.	Larry Csonka	1973	1003
13.	Mercury Morris	1972	1000
14.	Reggie Bush	2012	986
15.	Lamar Smith	2001	968
16.	Karim Abdul-Jabbar	1998	960
17.	Mercury Morris	1973	954
18.	Ronnie Brown	2008	916
19.	Mark Higgs	1992	915
20.	Ronnie Brown	2005	907

PASSING YARDS

	NAME	YEAR	YARDS
1.	Dan Marino	1984	5084
2.	Dan Marino	1986	4746
3.	Dan Marino	1994	4453
4.	Dan Marino	1988	4434
5.	Dan Marino	1985	4137
6.	Dan Marino	1992	4116
7.	Ryan Tannehill	2014	4045
8.	Dan Marino	1989	3997
9.	Dan Marino	1991	3970
10.	Ryan Tannehill	2013	3913
11.	Dan Marino	1997	3780
12.	Dan Marino	1995	3668
13.	Chad Pennington	2008	3653
14.	Dan Marino	1990	3563
15.	Dan Marino	1998	3497
16.	Chad Henne	2010	3301
17.	Ryan Tannehill	2012	3294
18.	Jay Fiedler	2001	3290
19.	Dan Marino	1987	3245
20.	Gus Frerotte	2005	2996

PASSING TOUCHDOWNS

	NAME	YEAR	TOUCHDOWNS
1.	Dan Marino	1984	48
2.	Dan Marino	1986	44
3.	Dan Marino	1985	30
	Dan Marino	1994	30
5.	Dan Marino	1988	28
6.	Ryan Tannehill	2014	27
7.	Dan Marino	1987	26
8.	Dan Marino	1991	25
9.	Dan Marino	1989	24
	Dan Marino	1992	24
	Dan Marino	1995	24
	Ryan Tannehill	2013	24
13.	Dan Marino	1998	23
14.	Bob Griese	1977	22

	NAME	YEAR	TOUCHDOWNS
15.	Bob Griese	1968	21
	Dan Marino	1990	21
17.	Dan Marino	1983	20
	Jay Fiedler	2001	20
19.	Bob Griese	1971	19
	Chad Pennington	2008	19

RECEPTIONS

	NAME	YEAR	RECEPTIONS
1.	O.J. McDuffie	1998	90
2.	Mark Clayton	1988	86
	Brandon Marshall	2010	86
4.	Jarvis Landry	2014	84
5.	Chris Chambers	2005	82
6.	Brandon Marshall	2011	81
7.	Davone Bess	2010	79
8.	O.J. McDuffie	1997	76
	Davone Bess	2009	76
	Brian Hartline	2013	76
11.	Terry Kirby (RB)	1993	75
12.	O.J. McDuffie	1996	74
	Brian Hartline	2012	74
14.	Mark Clayton	1984	73
	Irving Fryar	1994	73
	Randy McMichael (TE)	2004	73
	Mike Wallace	2013	73
18.	Tony Nathan (RB)	1985	72
19.	Mark Duper	1984	71
20.	Mark Clayton	1985	70
	Mark Clayton	1991	70
	Mark Duper	1991	70

RECEIVING YARDS

	NAME	YEAR	YARDS
1.	Mark Clayton	1984	1389
2.	Mark Duper	1986	1313
3.	Mark Duper	1984	1306
4.	Irving Fryar	1994	1270
5.	Brandon Marshall	2011	1214
6.	Mark Clayton	1986	1150
7.	Mark Clayton	1988	1129
8.	Chris Chambers	2005	1118
9.	Mark Duper	1991	1085
10.	Brian Hartline	2012	1083
11.	Mark Clayton	1991	1053
12.	O.J. McDuffie	1998	1050
13.	Tony Martin	1999	1037
14.	Brian Hartline	2013	1016
15.	Brandon Marshall	2010	1014
16.	Mark Clayton	1989	1011
17.	Irving Fryar	1993	1010
18.	Mark Duper	1983	1003
19.	Mark Clayton	1985	996
	Paul Warfield	1971	996

POINTS

	NAME	YEAR	POINTS
1.	Olindo Mare	1999	144
2.	Caleb Sturgis	2014	128
3.	Pete Stoyanovich	1992	124
4.	Pete Stoyanovich	1991	121
5.	Pete Stoyanovich	1995	118
6.	Garو Yeprernian	1971	117
	Olindo Mare	1997	117
	Olindo Mare	2000	117
9.	Fuad Reveiz	1985	116

	NAME	YEAR	POINTS
10.	Garó Yepremian	1972	115
	Dan Carpenter	2010	115
12.	Olindo Mare	2002	114
13.	Garó Yepremian	1973	113
	Dan Carpenter	2011	113
15.	Dan Carpenter	2009	112
16.	Caleb Sturgis	2013	111
17.	Uwe von Schamann	1981	109
	Pete Stoyanovich	1993	109
19.	Mark Clayton	1984	108
	Olindo Mare	2005	108

SACKS

	NAME	YEAR	SACKS
1.	Bill Stanfill	1973	18.5
	Jason Taylor	2002	18.5
3.	Joey Porter	2008	17.5
4.	Trace Armstrong	2000	16.5
5.	Doug Betters	1983	16.0
6.	Adewale Ogundeye	2003	15.0
	Cameron Wake	2012	15.0
8.	Jason Taylor	2000	14.5
9.	Doug Betters	1984	14.0
	Bryan Cox	1992	14.0
	Cameron Wake	2010	14.0
12.	Jason Taylor	2006	13.5
13.	Jason Taylor	2003	13.0
14.	Trace Armstrong	1996	12.0
	Jason Taylor	2005	12.0
16.	Jeff Cross	1990	11.5
	Olivier Vernon	2013	11.5
	Cameron Wake	2014	11.5
19.	Mel Branch	1968	11.0
	Vern Den Herder	1975	11.0
	Jason Taylor	2007	11.0

TACKLES

	NAME	YEAR	TACKLES
1.	Steve Towle	1976	217
2.	Zach Thomas	2002	195
3.	Zach Thomas	2003	184
4.	Zach Thomas	1996	180
	Zach Thomas	2001	180
6.	Rusty Chambers	1979	178
7.	Earnie Rhone	1981	171
8.	Zach Thomas	2004	168
9.	Zach Thomas	1999	167
10.	Zach Thomas	2005	166
11.	Zach Thomas	2006	165
12.	Steve Towle	1975	164
13.	Nick Buoniconti	1973	162
14.	Zach Thomas	1998	160
15.	Rusty Chambers	1978	151
16.	Zach Thomas	1997	149
17.	Bryan Cox	1994	147
18.	Nick Buoniconti	1972	146
	Bob Baumhower	1979	146
20.	Nick Buoniconti	1970	145

DOLPHINS OUTSTANDING PERFORMANCES

300-PLUS PASSING YARDS

PLAYER	DATE	OPPONENT	ATT.	COMP.	YDS.	TD	INT.	LG
Dan Marino	10/23/88	N.Y. JETS	60	35	521	3	5	56
Dan Marino	9/4/94	NEW ENGLAND	42	23	473	5	1	64t
Dan Marino	12/2/84	L.A. RAIDERS	57	35	470	4	2	64
Dan Marino	10/1/95	at Cincinnati	48	33	450	2	1	58
Dan Marino	9/21/86	at N.Y. Jets	50	30	448	6	2	46t
Dan Marino	9/25/94	at Minnesota	54	29	431	3	3	43
Ryan Tannehill	9/30/12	at Arizona	41	26	431	1	2	80t
Dan Marino	9/30/84	at St. Louis	36	24	429	3	0	51
Dan Marino	9/24/89	N.Y. JETS	55	33	427	3	2	43t
Dan Marino	11/4/84	at N.Y. Jets	42	23	422	2	2	54
* Dan Marino	12/30/95	at Buffalo	64	33	422	2	3	45t
* Dan Marino	1/6/85	PITTSBURGH	32	21	421	4	1	41
Chad Henne	9/12/11	NEW ENGLAND	49	30	416	2	1	31
Joey Harrington	10/22/06	GREEN BAY	62	33	414	2	3	44
David Woodley	10/25/81	at Dallas	37	21	408	3	5	69t
Dan Marino	12/9/84	at Indianapolis	41	29	404	4	1	42
Dan Marino	11/16/86	at Buffalo	54	39	404	4	0	39
Dan Marino	12/12/88	CLEVELAND	50	30	404	4	3	46
* Don Strock	1/2/82	SAN DIEGO	43	29	403	4	1	50t
Dan Marino	12/14/86	at L.A. Rams	46	29	403	5	1	69t
Ryan Tannehill	12/21/14	MINNESOTA	47	35	396	4	1	41
Dan Marino	12/20/87	WASHINGTON	50	22	393	3	1	59t
Dan Marino	10/10/99	at Indianapolis	38	25	393	2	0	62
Dan Marino	9/29/85	at Denver	43	25	390	3	0	73
Dan Marino	11/23/97	at New England	60	38	389	0	3	27
Dan Marino	12/13/87	at Philadelphia	39	25	376	3	1	54
Dan Marino	10/12/97	at N.Y. Jets	38	27	372	2	0	36t
Bernie Kosar	10/15/95	at New Orleans	42	29	368	3	2	31t
Dan Marino	12/9/90	PHILADELPHIA	54	27	365	2	0	37
Steve DeBerg	12/5/93	N.Y. GIANTS	41	26	365	1	2	44
Chad Henne	9/26/10	N.Y. JETS	44	26	363	2	1	40
Dan Marino	11/10/85	N.Y. JETS	37	21	362	3	3	60
Gus Frerotte	11/13/05	NEW ENGLAND	47	25	360	2	1	47
Dan Marino	11/6/88	at New England	51	29	359	1	2	32
Dan Marino	11/12/89	at N.Y. Jets	34	18	359	3	2	78t
Dan Marino	11/27/94	at N.Y. Jets	44	31	359	4	2	28t
Dan Marino	10/25/92	INDIANAPOLIS	45	25	355	2	3	48t
Dan Marino	12/21/98	DENVER	38	23	355	4	1	56t
Dan Marino	11/27/88	at N.Y. Jets	35	17	353	5	0	80t
Bob Griese	11/20/78	at Houston	33	23	349	2	1	47
Chad Henne	12/20/09	at Tennessee	46	29	349	1	3	57
Ryan Tannehill	12/14/14	at New England	47	29	346	1	2	50
Dan Marino	12/8/85	at Green Bay	44	30	345	5	1	61
Scott Mitchell	10/31/93	KANSAS CITY	44	23	344	3	0	77t
Steve DeBerg	12/13/93	PITTSBURGH	44	27	344	1	2	47
Dan Marino	12/3/95	ATLANTA	50	35	343	2	2	32
Chad Pennington	11/23/08	NEW ENGLAND	41	24	341	3	1	46
Dan Marino	12/17/84	DALLAS	40	23	340	4	2	63
Dan Marino	12/24/89	KANSAS CITY	47	28	339	3	1	35
Dan Marino	11/18/84	at San Diego	41	28	338	2	2	32
Dan Marino	10/12/86	BUFFALO	41	24	337	1	1	39
Chad Henne	12/6/09	NEW ENGLAND	52	29	335	2	1	29
Dan Marino	10/22/89	GREEN BAY	37	24	333	2	2	61
Dan Marino	11/12/95	NEW ENGLAND	37	27	333	2	2	31t
Dan Marino	11/1/87	PITTSBURGH	31	25	332	4	2	50t
Ryan Tannehill	12/1/13	at N.Y. Jets	43	28	331	2	1	31t
Dan Marino	11/17/85	at Indianapolis	37	22	330	1	0	42
Dan Marino	9/15/85	INDIANAPOLIS	48	29	329	2	0	26
Dan Marino	10/16/88	SAN DIEGO	45	26	329	1	0	51
Jay Fiedler	12/28/03	N.Y. JETS	29	21	328	1	1	59
Bob Griese	9/14/69	at Cincinnati	39	19	327	1	2	50

PLAYER	DATE	OPPONENT	ATT.	COMP.	YDS.	TD	INT.	LG
Dan Marino	11/18/91	BUFFALO	42	23	326	2	2	41
Dan Marino	9/7/97	TENNESSEE	43	24	324	0	0	50
* Dan Marino	1/12/91	at Buffalo	49	23	323	3	2	64t
Dan Marino	10/12/98	at Jacksonville	49	30	323	2	1	28
Don Strock	12/15/79	N.Y. JETS	41	26	322	1	2	38
Dan Marino	10/9/83	BUFFALO	29	19	322	3	2	63
Dan Marino	9/14/92	at Cleveland	35	25	322	1	0	47
Dan Marino	12/27/99	N.Y. JETS	52	29	322	3	3	32t
Chad Henne	12/27/09	HOUSTON	55	35	322	1	1	35
Dan Marino	10/14/84	HOUSTON	32	25	321	3	0	32
Dan Marino	10/6/91	at New England	38	25	321	2	0	34
Dan Marino	11/16/92	BUFFALO	33	22	321	2	1	55
Dan Marino	12/13/98	N.Y. JETS	57	30	321	1	1	31
Dan Marino	12/27/98	at Atlanta	36	21	320	1	2	50
Jay Fiedler	12/22/01	at New England	37	21	320	1	0	44
Ryan Tannehill	9/15/13	at Indianapolis	34	23	319	1	0	67
**Dan Marino	1/20/85	vs. San Francisco	50	29	318	1	2	30
Trent Green	9/23/07	at N.Y. Jets	36	23	318	1	1	43
Dan Marino	10/21/84	at New England	39	24	316	4	1	28
Cleo Lemon	12/16/07	BALTIMORE	39	23	315	1	0	64t
Chad Pennington	10/26/08	BALTIMORE	30	22	314	1	0	64
Dan Marino	12/5/99	INDIANAPOLIS	38	24	313	3	1	33t
Dan Marino	11/20/94	at Pittsburgh	45	31	312	1	1	45
Ryan Tannehill	12/15/13	NEW ENGLAND	37	25	312	3	0	39t
Dan Marino	9/2/84	at Washington	28	21	311	5	0	74
Dan Marino	12/4/94	BUFFALO	42	25	311	3	3	45t
Dan Marino	12/7/97	DETROIT	39	24	310	2	1	27t
Jay Fiedler	9/29/02	at Kansas City	45	29	310	1	4	38
Ryan Tannehill	11/24/13	CAROLINA	42	28	310	1	1	57
David Woodley	9/27/81	at Baltimore	30	19	309	2	0	48
John Stofa	12/18/66	HOUSTON	38	22	307	4	2	48t
Dan Marino	12/1/91	TAMPA BAY	32	20	307	2	0	51
Chad Henne	11/28/10	at Oakland	30	17	307	2	1	57
Ryan Tannehill	10/6/13	BALTIMORE	40	21	307	1	0	49
Bob Griese	10/17/76	KANSAS CITY	35	25	306	1	2	39
Chad Henne	10/4/10	NEW ENGLAND	38	28	305	2	3	28
Dan Marino	12/4/88	INDIANAPOLIS	32	26	304	3	1	55
Dan Marino	11/30/86	ATLANTA	40	20	303	2	4	54t
Dan Marino	10/25/87	BUFFALO	36	24	303	4	0	25t
A.J. Feeley	12/5/04	BUFFALO	51	25	303	3	5	36
Dan Marino	10/20/85	TAMPA BAY	39	27	302	3	1	42
Dan Marino	9/28/86	SAN FRANCISCO	46	27	301	1	4	24
Dan Marino	12/10/89	NEW ENGLAND	32	21	300	0	1	36

100-PLUS RECEIVING YARDS

PLAYER	DATE	OPPONENT	NO.	YDS.	TD	LG
Brian Hartline	9/30/12	at Arizona	12	253	1	80t
Chris Chambers	12/4/05	BUFFALO	15	238	1	57
Mark Duper	11/10/85	N.Y. JETS	8	217	2	60t
Irving Fryar	9/4/94	NEW ENGLAND	5	211	3	54t
Nat Moore	10/4/81	N.Y. JETS	7	210	2	52
Mark Duper	10/9/83	BUFFALO	7	202	2	63
Duriel Harris	10/28/79	GREEN BAY	10	180	1	37t
Mark Duper	9/2/84	at Washington	6	178	2	74t
Mark Clayton	12/2/84	L.A. RAIDERS	9	177	2	64t
Ted Ginn, Jr.	10/26/08	BUFFALO	7	175	0	64
Mark Clayton	9/21/86	at N.Y. Jets	8	174	1	42
Mark Duper	9/23/84	INDIANAPOLIS	7	173	2	80t
Mark Duper	12/20/87	WASHINGTON	6	170	3	59t
Tony Martin	10/10/99	at Indianapolis	10	166	1	40
Brandon Marshall	9/26/10	N.Y. JETS	19	166	1	40
Duriel Harris	10/25/81	at Dallas	6	165	0	45
Jimmy Cefalo	10/25/81	at Dallas	5	164	1	69t
Mark Duper	9/30/84	at St. Louis	8	164	0	51
Bo Roberson	12/4/66	at Denver	6	161	0	71
Irving Fryar	9/25/94	at Minnesota	6	160	0	43

PLAYER	DATE	OPPONENT	NO.	YDS.	TD	LG
Paul Warfield	11/14/71	PITTSBURGH	3	158	3	86t
Mark Duper	11/4/84	at N.Y. Jets	7	155	0	54
Mark Duper	9/21/86	at N.Y. Jets	7	154	2	46t
* O.J. McDuffie	12/30/95	at Buffalo	11	154	1	31
Mark Clayton	10/23/88	N.Y. JETS	10	153	2	45t
Oronde Gadsden	12/27/98	at Atlanta	9	153	0	50
Chris Chambers	12/28/03	N.Y. JETS	9	153	1	24
Mark Clayton	12/17/84	DALLAS	4	150	3	63t
* Mark Duper	1/6/85	PITTSBURGH	5	148	2	41t
Terry Kirby	12/19/93	BUFFALO	9	148	1	30t
Paul Warfield	9/19/71	at Denver	6	146	1	36
Chris Chambers	1/2/05	at Baltimore	4	146	1	76t
Duriel Harris	11/8/81	at New England	8	145	0	55
Mark Duper	12/14/86	at L.A. Rams	5	145	3	69t
Nat Moore	12/17/77	BUFFALO	5	144	1	67
Mark Clayton	9/30/84	at St. Louis	5	143	1	42
Mark Clayton	9/7/86	at San Diego	5	143	2	49t
Brandon Marshall	12/24/11	at New England	6	143	1	47
Otto Stowe	11/27/72	ST. LOUIS	6	140	2	37t
* Paul Warfield	12/25/71	at Kansas City	7	140	0	42
Paul Warfield	11/17/74	BUFFALO	4	139	1	54
Fred Barnett	12/8/96	N.Y. GIANTS	4	139	0	66
Brandon Marshall	9/12/11	NEW ENGLAND	7	139	0	31
Mark Clayton	9/1/91	at Buffalo	6	138	2	43t
Chris Chambers	12/15/02	OAKLAND	7	138	0	40
Patrick Cobbs	10/12/08	at Houston	3	138	2	80t
O.J. McDuffie	10/27/97	CHICAGO	7	137	0	55
Lamar Thomas	12/21/98	DENVER	6	136	3	56t
O.J. McDuffie	9/7/97	TENNESSEE	8	135	0	50
Mark Duper	10/30/83	L.A. RAMS	7	134	1	46t
Mark Duper	12/9/91	CINCINNATI	7	134	1	43t
Paul Warfield	12/10/72	at N.Y. Giants	4	132	1	44
Mark Duper	10/23/88	N.Y. JETS	6	132	0	56
O.J. McDuffie	11/8/98	INDIANAPOLIS	9	132	2	61t
Mark Duper	10/15/89	at Cincinnati	5	129	0	41
Davone Bess	11/25/12	SEATTLE	7	129	0	39
Bo Roberson	9/18/66	at Buffalo	5	128	1	54t
Marlin Briscoe	11/12/72	NEW ENGLAND	4	128	2	51t
Mark Clayton	12/3/89	at Kansas City	9	128	1	47
Chris Chambers	10/24/04	ST. LOUIS	3	128	1	71t
Duriel Harris	10/9/77	at Baltimore	4	127	0	47
Nat Moore	9/30/79	at N.Y. Jets	8	127	1	36
Mark Clayton	12/9/84	at Indianapolis	9	127	1	32
Brandon Marshall	10/17/10	at Green Bay	10	127	0	23
Brian Hartline	12/1/13	at N.Y. Jets	9	127	1	31t
Mike Wallace	11/24/13	CAROLINA	5	127	1	57
Jack Clancy	12/3/67	at Houston	7	126	1	44t
* Paul Warfield	1/2/72	BALTIMORE	2	125	1	75t
Mark Clayton	11/5/89	INDIANAPOLIS	4	125	1	78t
Mark Duper	10/7/90	N.Y. JETS	5	125	2	69t
Howard Twilley	11/3/68	at San Diego	7	124	1	38
Nat Moore	10/10/76	at Baltimore	3	124	1	67t
Chris Chambers	12/22/01	at New England	7	124	0	44
Mark Duper	9/23/87	at New England	9	123	2	26
Oronde Gadsden	10/10/99	at Indianapolis	4	123	1	62
Marty Booker	10/10/04	at New England	7	123	0	45
Davone Bess	9/30/12	at Arizona	7	123	0	21
Paul Warfield	10/10/70	at N.Y. Jets	5	122	1	40
Mark Clayton	11/3/85	at New England	7	122	0	39
Mark Clayton	10/29/89	at Buffalo	7	122	1	44t
Mel Baker	12/15/74	NEW ENGLAND	4	121	2	46t
Nat Moore	9/23/79	CHICAGO	5	121	1	36
Mark Duper	11/20/83	BALTIMORE	5	121	1	85t
O.J. McDuffie	10/20/96	at Philadelphia	7	121	2	36
Chris Chambers	12/11/05	at San Diego	8	121	2	35t
Chris Chambers	12/3/06	JACKSONVILLE	8	121	0	46
Paul Warfield	10/3/70	OAKLAND	3	120	2	54t

PLAYER	DATE	OPPONENT	NO.	YDS.	TD	LG
Tony Nathan	9/29/85	at Denver	10	120	0	73
Tony Martin	9/10/00	at Minnesota	6	120	0	44
Rishard Matthews	11/11/13	at Tampa Bay	11	120	2	19t
Duriel Harris	11/18/79	at Cleveland	4	119	0	51
Fred Banks	12/10/89	NEW ENGLAND	6	119	0	36
Oronde Gadsden	10/23/00	at N.Y. Jets	7	119	0	29
Tony Nathan	9/28/80	NEW ORLEANS	7	118	0	22
Mark Duper	10/16/88	SAN DIEGO	7	118	1	51
Fred Banks	12/12/88	CLEVELAND	6	118	0	46
* O.J. McDuffie	1/9/99	at Denver	9	118	0	23
Tony Martin	10/17/99	at New England	7	118	1	69t
Chris Chambers	9/7/03	HOUSTON	7	118	2	57t
Paul Warfield	10/3/71	N.Y. JETS	5	117	0	32
Duriel Harris	9/9/79	SEATTLE	5	117	0	51
* Mark Duper	12/31/83	SEATTLE	9	117	1	32t
Ferrell Edmunds	11/27/88	at N.Y. Jets	2	117	1	80t
Mark Ingram	11/27/94	at N.Y. Jets	9	117	4	28t
Davone Bess	12/6/09	NEW ENGLAND	10	117	1	19
Duriel Harris	11/12/76	BALTIMORE	5	116	0	44
Duriel Harris	11/25/79	at Baltimore	7	116	2	31t
Mark Clayton	11/27/88	at N.Y. Jets	7	116	2	31t
Oronde Gadsden	11/25/01	at Buffalo	8	116	0	42
Mark Duper	11/30/86	ATLANTA	4	115	1	54t
Marty Booker	11/23/06	at Detroit	7	115	2	48
Mike Wallace	9/15/13	at Indianapolis	9	115	1	34
Jack Clancy	11/19/67	at Oakland	8	114	0	39
Nat Moore	9/25/77	at San Francisco	3	114	1	73t
Duriel Harris	11/30/81	PHILADELPHIA	9	114	1	39
* Tony Nathan	1/2/82	SAN DIEGO	9	114	1	32
Freddie Solomon	12/5/76	BUFFALO	5	114	1	53t
* Tony Nathan	1/6/85	PITTSBURGH	8	114	0	30
Oronde Gadsden	1/2/00	at Washington	9	114	1	26
Brian Hartline	9/8/13	at Cleveland	9	114	1	34t
Charles Clay	12/21/14	MINNESOTA	6	114	0	41
Joe Auer	9/17/67	DENVER	2	113	1	68t
Marlin Briscoe	9/15/74	at New England	9	113	1	20
Nat Moore	11/2/75	at Chicago	4	113	1	79t
Mark Duper	9/24/89	N.Y. JETS	6	113	0	26
* Mark Duper	1/12/91	at Buffalo	3	113	1	64t
Irving Fryar	11/20/94	at Pittsburgh	6	113	0	45
Irving Fryar	9/10/95	at New England	3	113	2	67t
Chris Chambers	11/11/01	at Indianapolis	3	113	2	74t
Irving Fryar	11/13/94	CHICAGO	9	112	0	21
James McKnight	11/24/02	SAN DIEGO	3	111	1	77
Davone Bess	11/28/10	at Oakland	6	111	0	29
Greg Camarillo	11/2/08	at Denver	11	111	0	23
Brian Hartline	9/16/12	OAKLAND	9	111	0	21
Frank Jackson	12/18/66	HOUSTON	4	110	1	48t
Mark Clayton	10/7/84	at Pittsburgh	5	110	0	33
Mark Duper	11/2/86	HOUSTON	2	110	1	85t
Jim Jensen	11/6/88	at New England	12	110	0	17
Scott Schwedes	12/18/88	at Pittsburgh	4	110	0	42
Tony Martin	10/4/93	WASHINGTON	4	110	1	80t
Irving Fryar	12/4/94	BUFFALO	5	110	2	45t
Irving Fryar	9/3/95	N.Y. JETS	5	110	2	50t
O.J. McDuffie	11/23/97	at New England	9	110	0	27
Marty Booker	10/22/06	GREEN BAY	7	110	1	40
Greg Camarillo	12/13/09	at Jacksonville	7	110	0	24
Duriel Harris	9/11/83	NEW ENGLAND	4	109	1	64t
Nat Moore	9/29/85	at Denver	5	109	1	69t
Mark Clayton	10/19/86	L.A. RAIDERS	4	109	1	68t
Mark Duper	11/16/86	at Buffalo	7	109	1	27t
* Keith Jackson	1/8/95	at San Diego	8	109	2	31
Tony Martin	12/5/99	INDIANAPOLIS	6	109	1	33t
Chris Chambers	9/16/07	DALLAS	9	109	0	24
Greg Camarillo	12/16/07	BALTIMORE	3	109	1	64t
Brandon Marshall	10/17/11	at N.Y. Jets	6	109	0	46

PLAYER	DATE	OPPONENT	NO.	YDS.	TD	LG
Charles Clay	9/15/13	at Indianapolis	5	109	0	67
Paul Warfield	10/31/71	at L.A. Rams	3	108	1	74t
Mark Clayton	12/12/88	CLEVELAND	8	108	2	21
O.J. McDuffie	11/6/94	INDIANAPOLIS	7	108	1	28t
Ted Ginn, Jr.	9/21/09	INDIANAPOLIS	11	108	0	21
Mark Duper	12/2/85	CHICAGO	5	107	0	52
Scott Schwedes	11/12/89	at N.Y. Jets	3	107	1	65t
Terry Kirby	12/13/93	PITTSBURGH	7	107	0	47
Anthony Fasano	11/14/10	TENNESSEE	5	107	1	31
Brian Hartline	11/4/12	at Indianapolis	8	107	0	35
Larry Seiple	11/16/69	at Buffalo	8	106	0	25
Nat Moore	10/17/76	KANSAS CITY	5	106	0	39
* Duriel Harris	1/2/82	SAN DIEGO	6	106	0	34
Mark Clayton	10/28/84	BUFFALO	3	106	2	65t
Mark Clayton	9/15/85	INDIANAPOLIS	8	106	1	26
Tony Martin	12/1/91	TAMPA BAY	5	106	1	51
Mark Duper	12/15/91	at San Diego	8	106	0	39
O.J. McDuffie	11/10/96	INDIANAPOLIS	6	106	1	36
Charles Jordan	11/30/97	at Oakland	5	106	2	44t
Brandon Marshall	12/19/10	BUFFALO	11	106	1	16
Brandon Marshall	11/6/11	at Kansas City	8	106	1	30
Nat Moore	11/4/84	at N.Y. Jets	5	105	1	37t
Andre Brown	10/29/89	at Buffalo	5	105	1	44t
O.J. McDuffie	12/13/98	N.Y. JETS	11	105	1	20
Mike Wallace	10/6/13	BALTIMORE	7	105	0	49
Mike Wallace	12/15/13	NEW ENGLAND	6	105	1	39
Joe Auer	11/27/66	NEW ENGLAND	5	104	1	22
Karl Noonan	9/14/68	HOUSTON	7	104	1	44
Paul Warfield	9/15/74	at New England	5	104	0	39
Howard Twilley	10/17/76	KANSAS CITY	8	104	0	20
Mark Clayton	12/13/87	at Philadelphia	7	104	2	21
Tony Martin	10/13/91	at Kansas City	4	104	0	54
Chris Chambers	11/7/04	ARIZONA	7	104	0	30
Marty Booker	9/11/05	DENVER	5	104	1	60t
Mike Wallace	12/14/14	at New England	5	104	1	50
Paul Warfield	12/15/73	DETROIT	6	103	4	29
Irving Fryar	9/26/93	at Buffalo	7	103	1	36t
Mark Ingram	10/31/93	KANSAS CITY	4	103	1	77t
Irving Fryar	11/7/93	at N. Y. Jets	6	103	1	65t
Irving Fryar	11/27/94	at N.Y. Jets	5	103	0	25
Oronde Gadsden	12/5/99	INDIANAPOLIS	6	103	1	24t
Chris Chambers	11/21/04	at Seattle	9	103	1	28
Marty Booker	12/10/06	NEW ENGLAND	8	103	1	32t
Brandon Marshall	11/24/11	at Dallas	5	103	1	39
Jack Clancy	10/8/67	KANSAS CITY	6	102	0	28
Larry Seiple	11/2/69	at N.Y. Jets	7	102	2	29t
Nat Moore	11/9/75	N.Y. JETS	4	102	0	63
Nat Moore	12/15/79	N.Y. JETS	5	102	0	34
Tony Nathan	11/20/80	SAN DIEGO	7	102	1	20
Mark Duper	9/28/86	SAN FRANCISCO	7	102	0	24
Mark Duper	10/5/86	at New England	4	102	0	45
Mark Clayton	12/10/89	NEW ENGLAND	6	102	0	34
Mark Clayton	12/24/89	KANSAS CITY	6	102	1	35
O.J. McDuffie	11/29/98	NEW ORLEANS	9	102	3	22t
Tony Martin	12/27/99	N.Y. JETS	6	102	1	32t
Oronde Gadsden	11/4/01	CAROLINA	5	102	0	61
Chris Chambers	9/29/02	at Kansas City	6	102	0	38
Randy McMichael	10/19/03	NEW ENGLAND	8	102	0	22
Marty Booker	11/13/05	NEW ENGLAND	5	102	0	35
Brandon Marshall	12/26/10	DETROIT	10	102	0	14
Jim Mandich	9/29/74	at San Diego	4	101	0	44
* Tony Nathan	1/4/86	CLEVELAND	10	101	0	39
Tony Nathan	9/28/86	SAN FRANCISCO	10	101	0	18
Mark Duper	10/19/86	L.A. RAIDERS	4	101	0	44
Tony Martin	9/13/99	at Denver	4	101	0	40
Chris Chambers	11/25/01	at Buffalo	5	101	2	32t
Chris Chambers	11/27/05	at Oakland	6	101	0	24

PLAYER	DATE	OPPONENT	NO.	YDS.	TD	LG
Chris Chambers	9/23/07	at N.Y. Jets	6	101	0	26
Mark Duper	11/1/87	PITTSBURGH	5	100	1	50t
Mark Clayton	9/29/91	at N.Y. Jets	7	100	1	25
Mark Duper	11/16/92	BUFFALO	5	100	0	55
Keith Jackson	9/18/94	N.Y. JETS	6	100	0	35
Charles Jordan	9/14/97	at Green Bay	4	100	1	44

100-PLUS RUSHING YARDS

PLAYER	DATE	OPPONENT	ATT.	YDS.	TD	LG
Ricky Williams	12/1/02	at Buffalo	27	228	2	55t
Ricky Williams	12/9/02	CHICAGO	31	216	2	63t
* Lamar Smith	12/30/00	INDIANAPOLIS	40	209	2	24
Reggie Bush	12/18/11	at Buffalo	25	203	1	76t
+ Mercury Morris	9/30/73	NEW ENGLAND	15	197	3	70t
Ricky Williams	12/29/02	at New England	31	185	2	30
Lamar Miller	12/28/14	N.Y. JETS	19	178	1	97t
Gary Davis	12/17/77	BUFFALO	26	172	1	60t
Ricky Williams	12/24/05	TENNESSEE	26	172	1	35
Reggie Bush	9/16/12	OAKLAND	26	172	2	65t
Troy Stradford	11/22/87	at Dallas	17	169	1	51
Sammie Smith	9/9/90	at New England	23	159	1	27
Lamar Smith	1/6/02	BUFFALO	30	158	1	25
Ronnie Brown	11/5/06	at Chicago	29	157	0	27
Lamar Smith	10/23/00	at N.Y. Jets	23	155	2	68t
Ricky Williams	9/21/03	BUFFALO	42	153	1	21
Karim Abdul-Jabbar	12/22/96	at N.Y. Jets	30	152	1	17t
Abner Haynes	9/17/67	DENVER	12	151	2	65t
Delvin Williams	11/9/80	at Los Angeles	12	151	0	65
Ricky Williams	9/22/02	N.Y. JETS	24	151	1	53t
Bernie Parmalee	10/16/94	L.A. RAIDERS	30	150	0	26
Lorenzo Hampton	11/24/86	N.Y. JETS	19	148	2	54t
Mark Higgs	9/1/91	at Buffalo	30	146	1	20
** Larry Csonka	1/13/74	vs. Minnesota	33	145	2	14t
Lamar Smith	9/3/00	SEATTLE	27	145	1	36
Mercury Morris	11/11/73	BALTIMORE	12	144	2	53t
Delvin Williams	11/12/78	at Buffalo	26	144	2	26t
Lamar Smith	10/7/01	NEW ENGLAND	29	144	1	17
Ricky Williams	11/24/02	SAN DIEGO	29	143	2	19
Leroy Harris	12/5/77	BALTIMORE	17	140	1	77t
Benny Malone	10/9/77	at Baltimore	12	139	2	62t
Larry Csonka	10/24/71	at N.Y. Jets	20	137	2	21t
Ronnie Brown	9/21/09	INDIANAPOLIS	24	136	2	19
Delvin Williams	9/17/78	BUFFALO	24	135	1	18t
Ronnie Brown	9/30/07	OAKLAND	15	134	1	60
Knowshon Moreno	9/7/14	NEW ENGLAND	24	134	1	15
Ricky Williams	9/15/02	at Indianapolis	24	132	0	19
Ronnie Brown	9/25/05	CAROLINA	23	132	1	58
Mark Higgs	12/1/91	TAMPA BAY	25	131	1	19t
Andra Franklin	12/5/82	MINNESOTA	28	129	1	12t
Bernie Parmalee	12/12/94	KANSAS CITY	19	127	1	47t
Karim Abdul-Jabbar	11/15/98	at Carolina	25	127	1	30
Ronnie Brown	10/15/06	at N.Y. Jets	22	127	1	26
Mercury Morris	10/5/75	at Green Bay	31	125	0	11
Lamar Smith	11/5/00	at Detroit	24	125	2	46t
Ricky Williams	9/14/03	at N.Y. Jets	34	125	1	22
Ronnie Brown	10/5/08	SAN DIEGO	24	125	1	13
Mercury Morris	10/26/75	at Buffalo	20	124	0	35
Karim Abdul-Jabbar	9/15/96	N.Y. JETS	23	124	2	29
Jesse Chatman	11/11/07	BUFFALO	27	124	0	23
Larry Csonka	12/2/74	CINCINNATI	24	123	0	24
Sammie Smith	11/5/89	INDIANAPOLIS	25	123	0	25
Bernie Parmalee	10/30/94	at New England	25	123	0	17
Sammy Morris	12/10/06	NEW ENGLAND	25	123	1	44
Larry Csonka	11/9/69	at Boston	16	121	1	54t
Jim Kiick	10/24/71	at N.Y. Jets	17	121	0	24
Don Nottingham	9/28/75	at New England	16	120	1	40t

PLAYER	DATE	OPPONENT	ATT.	YDS.	TD	LG
Troy Stradford	12/7/87	N.Y. JETS	30	120	3	21
Bernie Parmalee	10/22/95	at N.Y. Jets	24	120	0	25
Benny Malone	10/31/76	NEW ENGLAND	21	119	0	17
Delvin Williams	9/3/78	at N.Y. Jets	11	119	1	58t
Tony Nathan	12/6/81	NEW ENGLAND	17	119	0	24
Ricky Williams	11/9/09	at Carolina	22	119	2	46t
Larry Csonka	9/17/72	at Kansas City	21	118	1	17t
Benny Malone	10/24/76	at Tampa Bay	22	118	1	28
* Larry Csonka	12/30/73	OAKLAND	29	117	3	15
Mercury Morris	11/7/71	BUFFALO	13	116	1	45
Delvin Williams	10/22/78	at New England	19	116	1	24
Larry Csonka	12/6/70	NEW ENGLAND	21	115	1	30
Karim Abdul-Jabbar	9/1/96	NEW ENGLAND	26	115	1	14
Ronnie Brown	12/31/06	at Indianapolis	21	115	0	47
Ronnie Brown	10/4/09	BUFFALO	20	115	2	38
Ricky Williams	11/29/09	at Buffalo	27	115	1	11
Larry Csonka	11/27/72	ST. LOUIS	16	114	0	20
Larry Csonka	10/15/73	at Cleveland	21	114	2	13
* Larry Csonka	12/21/74	at Oakland	24	114	0	26
Mercury Morris	10/19/75	at N.Y. Jets	16	114	1	49
Mark Higgs	10/24/93	INDIANAPOLIS	17	114	0	31
Ronnie Brown	10/7/07	at Houston	23	114	1	22
Mercury Morris	12/3/72	at New England	15	113	0	20
Ronnie Brown	9/21/08	at New England	17	113	4	62t
Reggie Bush	12/24/11	at New England	22	113	0	12
** Larry Csonka	1/14/73	vs. Washington	15	112	0	22
* Andra Franklin	1/8/83	NEW ENGLAND	26	112	1	13
Ronnie Brown	9/23/07	at N.Y. Jets	23	112	2	13
Jim Kiick	11/10/68	at Buffalo	23	111	1	25t
Benny Malone	10/3/76	L.A. RAMS	19	111	1	20
Mark Higgs	9/8/91	INDIANAPOLIS	27	111	0	24
Mark Higgs	9/20/92	L.A. RAMS	23	111	0	12
Ricky Williams	9/8/02	DETROIT	20	111	2	37
Ricky Williams	12/21/03	at Buffalo	29	111	0	22
Troy Stradford	11/1/87	PITTSBURGH	19	110	1	13
Ronnie Brown	12/25/06	N.Y. JETS	18	110	0	17
Lorenzo Hampton	12/22/86	NEW ENGLAND	13	109	0	20
Larry Csonka	11/30/70	at Atlanta	19	108	1	18
Jim Kiick	9/26/71	at Buffalo	20	108	0	16
Benny Malone	11/3/74	ATLANTA	24	108	1	13
Leroy Harris	11/20/77	at Cincinnati	20	108	0	16
Sammie Smith	12/30/90	INDIANAPOLIS	29	108	1	13
Mark Higgs	11/21/93	NEW ENGLAND	19	108	0	29
Karim Abdul-Jabbar	10/19/97	at Baltimore	22	108	3	15
Karim Abdul-Jabbar	9/6/98	at Indianapolis	23	108	1	16
Karim Abdul-Jabbar	9/20/98	PITTSBURGH	33	108	1	18
Ricky Williams	1/1/06	at New England	28	108	1	9
Ricky Williams	12/13/09	at Jacksonville	28	108	1	12
Lamar Miller	9/21/14	KANSAS CITY	15	108	0	24
Larry Csonka	10/22/72	BUFFALO	18	107	1	21
Mercury Morris	11/19/72	N.Y. JETS	23	107	2	20t
Larry Csonka	11/4/73	at N.Y. Jets	19	107	0	16
Norm Bulaich	9/13/76	at Buffalo	19	107	0	26
Delvin Williams	10/9/78	CINCINNATI	24	107	0	19
Andra Franklin	12/12/82	at New England	23	107	0	15
Mark Higgs	11/8/92	at Indianapolis	20	107	1	22
Lamar Smith	12/10/01	INDIANAPOLIS	28	107	0	17
Ricky Williams	11/23/03	WASHINGTON	23	107	2	24t
Ricky Williams	12/15/03	PHILADELPHIA	18	107	1	45
Daniel Thomas	9/18/11	HOUSTON	18	107	0	14
Jim Kiick	11/2/69	at N.Y. Jets	15	106	0	27
Mercury Morris	11/5/72	at Buffalo	11	106	2	33
* Mercury Morris	12/23/73	CINCINNATI	20	106	1	25
Larry Csonka	9/29/74	at San Diego	21	106	2	14
J.J. Johnson	11/21/99	NEW ENGLAND	31	106	1	14
Ronnie Brown	10/30/05	at New Orleans	23	106	0	35
Benny Malone	10/16/77	N.Y. JETS	22	105	1	15t

PLAYER	DATE	OPPONENT	ATT.	YDS.	TD	LG
Joe Carter	10/14/84	HOUSTON	13	105	1	25
Ricky Williams	10/6/02	NEW ENGLAND	36	105	0	12
Ricky Williams	11/16/03	BALTIMORE	36	105	0	16
Ricky Williams	11/9/08	SEATTLE	12	105	1	51t
Lamar Miller	10/31/13	CINCINNATI	16	105	0	41
Daniel Thomas	12/8/13	at Pittsburgh	16	105	1	55
Jim Kiick	10/6/68	at Houston	26	104	0	12
Larry Csonka	11/29/71	CHICAGO	16	104	1	19
Larry Csonka	9/16/73	SAN FRANCISCO	22	104	0	25
Benny Malone	10/27/74	BALTIMORE	19	104	1	23t
Benny Malone	12/8/74	at Baltimore	17	104	0	17
Gary Davis	11/24/77	at St. Louis	20	104	0	16
Karim Abdul-Jabbar	11/3/96	at New England	29	104	2	15
Ricky Williams	11/27/03	at Dallas	31	104	0	15
Reggie Bush	12/16/12	JACKSONVILLE	21	104	0	53
Larry Csonka	9/26/71	at Buffalo	20	103	1	17
Andra Franklin	9/12/82	at N.Y. Jets	28	103	2	18
Bernie Parmalee	11/5/95	at San Diego	19	103	0	40
Karim Abdul-Jabbar	11/9/97	N.Y. JETS	25	103	2	13
Reggie Bush	10/30/11	at N.Y. Giants	15	103	0	35
Reggie Bush	12/11/11	PHILADELPHIA	14	103	0	16
Larry Csonka	10/8/72	at N.Y. Jets	18	102	0	15
Don Nottingham	10/27/74	BALTIMORE	19	102	1	24
Don Nottingham	10/5/75	at Green Bay	21	102	3	14
Bernie Parmalee	11/26/95	at Indianapolis	20	102	0	15
Ricky Williams	11/17/02	BALTIMORE	26	102	2	18
Ricky Williams	11/15/09	TAMPA BAY	20	102	0	27
Andra Franklin	11/1/81	BALTIMORE	23	101	0	15
Ricky Williams	12/15/02	OAKLAND	27	101	0	16
Ronnie Brown	10/14/07	at Cleveland	19	101	0	15
Ronnie Brown	11/16/08	OAKLAND	16	101	0	21
Mercury Morris	10/28/73	at New England	14	100	1	11
Terry Kirby	9/18/94	N.Y. JETS	15	100	1	30
Lamar Smith	12/3/00	at Buffalo	28	100	0	22
Reggie Bush	12/4/11	OAKLAND	22	100	1	29

* Playoff game

** Super Bowl

+ Single-game record by two rushers, 277 yards; includes Larry Csonka 18 for 80.

DOLPHINS NAME

Mariners, Marauders, Mustangs, Missiles, Moons, Sharks, Suns. None of those names suggested to the American Football League expansion franchise in 1965 could raise a fin to the runaway winner.

"Dolphins" was submitted by 622 entrants in a contest which attracted 19,843 entries and more than a 1,000 different names. The dozen finalists were delivered to a seven-member screening committee of local media.

The bottlenose dolphin, an intelligent creature with an irresistible built-in grin, has inspired wonder for centuries. Plutarch observed 1,900 years ago that the dolphin "is the only creature who loves man for his own sake." Every trainer will have a tale of the dolphin's cleverness and ingenuity, and scientists are fascinated by a dolphin's natural equipment which far surpasses the range of Navy sonar equipment.

"The dolphin is one of the fastest and smartest creatures of the sea,"

Joe Robbie said in announcing the team name on October 8, 1965. "Dolphins can attack and kill a shark or a whale. Sailors say bad luck will come to anyone who harms one of them."

Mrs. Robert Swanson of West Miami won two lifetime passes to Dolphins games with her nickname entry. The tiebreaker was picking the winner and score of the 1965 game between the University of Miami and Notre Dame. It ended in a scoreless tie.



Mrs. Robert Swanson with Dolphins founder Joe Robbie.

OPPONENTS INDIVIDUAL RECORDS

The following individual records relate solely to service against the Miami Dolphins. They include National Football League regular-season statistics only – with the exception of those single-game records marked by “*” or “**”

* Playoff game

** Super Bowl

RUSHING

MOST RUSHING YARDS

Career

- 1,620 Thurman Thomas, Buffalo (20 games), 364 attempts
- 1,507 Freeman McNeil, N.Y. Jets (21 games), 281 attempts
- 1,507 Curtis Martin, N.E., N.Y. Jets (20 games), 409 attempts
- 1,177 O.J. Simpson, Buffalo (17 games), 240 attempts
- 1,065 Eric Dickerson, L.A. Rams, Ind., L.A. Raiders (11 games), 231 attempts

Game

- 203 O.J. Simpson, Buffalo (12/5/76 at Miami), 24 attempts
- 203 Rueben Mayes, New Orleans (12/7/86 at New Orleans), 28 attempts
- 199 Earl Campbell, Houston (11/20/78 at Houston), 28 attempts
- *199 Terrell Davis, Denver (1/9/99 at Denver), 21 attempts
- 179 Justin Fargas, Oakland (9/30/07 at Miami), 22 attempts

MOST RUSHING ATTEMPTS

Career

- 409 Curtis Martin, N.E., N.Y. Jets (20 games)
- 364 Thurman Thomas, Buffalo (20 games)
- 281 Freeman McNeil, N.Y. Jets (21 games)
- 240 O.J. Simpson, Buffalo (16 games)
- 235 Lydell Mitchell, S.D., Balt. (12 games)

Game

- **38 John Riggins, Washington (1/30/83 at Pasadena), 166 yards
- 38 Lee Suggs, Cleveland (12/26/04 at Miami), 143 yards
- 36 James Jones, Detroit (10/27/85 at Detroit), 114 yards
- 36 Curtis Martin, N.Y. Jets (10/4/98 at New York), 108 yards
- 35 Lydell Mitchell, Baltimore (12/9/73 at Baltimore), 104 yards
- 35 Thurman Thomas, Buffalo (12/17/95 at Buffalo), 148 yards
- 35 Travis Henry, Buffalo (12/1/02 at Buffalo), 151 yards

MOST RUSHING TOUCHDOWNS

Career

- 13 Curtis Martin, N.E., N.Y. Jets (20 games)

- 9 Jim Nance, Boston, N.Y. Jets (12 games)
- 8 Thurman Thomas, Buffalo (20 games)
- 7 Marcus Allen, Oak./L.A. Raiders, K.C. (nine games)

Game

- 4 Earl Campbell, Houston (11/20/78 at Houston)
- 3 Paul Robinson, Cincinnati (11/17/68 at Cincinnati)
- 3 Don McCauley, Baltimore (11/23/75 at Miami)
- 3 Marcus Allen, L.A. Raiders (12/2/84 at Miami)
- 3 Merrill Hoge, Pittsburgh (11/26/89 at Miami)
- 3 Earnest Byner, Washington (12/2/90 at Washington)
- 3 Rod Bernstine, San Diego (12/15/91 at San Diego)
- 3 Kenneth Davis, Buffalo (12/19/93 at Miami)
- 3 Natrone Means, San Diego (12/27/93 at San Diego)
- 3 Curtis Martin, New England (11/3/96 at New England)
- 3 Daunte Culpepper, Oakland (9/30/07 at Miami)

HIGHEST RUSHING AVERAGE

Career (minimum 125 attempts)

- 5.4 Freeman McNeil, N.Y. Jets (21 games), 281/1,507 yards
- 5.1 Jim Nance, Bost., N.Y. Jets (12 games), 183/933 yards

Game (minimum 10 attempts)

- 11.1 Laurence Maroney, N. England (12/23/07 at New England), 14/156 yards
- 10.4 Curtis Brown, Buffalo (11/12/78 at Buffalo), 11/114 yards
- 10.2 Johnny Hector, N.Y. Jets (12/22/91 at Miami), 13/132 yards
- *10.1 Earnest Byner, Cleveland (1/4/86 at Miami), 16/161 yards

MOST 100-YARD RUSHING GAMES

- 7 Eric Dickerson, L.A. Rams, Ind., L.A. Raiders (11 games)
- 6 Thurman Thomas, Buffalo (20 games)
- 5 Freeman McNeil, N.Y. Jets (21 games)
- 5 Jim Nance, Bost., N.Y. Jets (12 games)
- 5 Curtis Martin, N.E., N.Y. Jets (20 games)

LONGEST RUNS FROM SCRIMMAGE

- *90t Fred Taylor, Jacksonville (1/15/00 at Jacksonville)
- 81t Earl Campbell, Houston (11/20/78 at Houston)
- 80t Carl Garrett, Boston (11/9/69 at Boston)
- 77t Fred Taylor, Jacksonville (10/12/98 at Jacksonville)

- 76t Robert Holmes, Kansas City (9/28/68 at Miami)
 75t O.J. Simpson, Buffalo (12/5/76 at Miami)
 75t Reuben Droughns, Cleveland (11/20/05 at Cleveland)
 70t Ahman Green, Green Bay (10/22/06 at Miami)

PASSING

MOST YARDS PASSING

Career

- 5,842 Tom Brady, New England (26 games)
 5,397 Drew Bledsoe, N.E., Buff. (22 games)
 4,902 Joe Ferguson, Buff., T.B., Ind. (25 games)
 4,560 Jim Kelly, Buffalo (20 games)
 3,837 Ken O'Brien, N.Y. Jets, Phil. (16 games)

Game

- 517 Tom Brady, New England (9/12/11 at Miami)
 479 Ken O'Brien, N.Y. Jets (9/21/86 at New York), 29 of 43
 436 James Harris, L.A. Rams (10/3/76 at Miami), 17 of 29
 *433 Dan Fouts, San Diego (1/2/82 at Miami), 33 of 53
 433 Andrew Luck, Indianapolis (11/4/12 at Indianapolis), 30 of 48

MOST PASS ATTEMPTS

Career

- 831 Tom Brady, New England (26 games)
 765 Drew Bledsoe, N.E., Buff. (22 games)
 722 Joe Ferguson, Buff., T.B., Ind. (25 games)
 621 Jim Kelly, Buffalo (20 games)
 521 Steve Grogan, New England (22 games)

Game

- 59 Vinny Testaverde, N.Y. Jets (10/23/00 at New York), 36 completions
 56 Dan Fouts, San Diego (11/18/84 at San Diego), 37 completions
 56 Tom Brady, New England (9/7/14 at Miami), 29 completions
 55 Joe Ferguson, Buffalo (10/9/83 at Miami), 38 completions
 55 Steve Bono, Kansas City (12/12/94 at Miami), 33 completions
 55 Tom Brady, New England (12/15/13 at Miami), 34 completions

MOST PASS COMPLETIONS

Career

- 496 Tom Brady, New England (26 games)
 418 Joe Ferguson, Buff., T.B., Ind. (25 games)
 412 Drew Bledsoe, N.E., Buff. (22 games)
 388 Jim Kelly, Buffalo (20 games)
 303 Ken O'Brien, N.Y. Jets, Phil. (16 games)

Game

- 38 Joe Ferguson, Buffalo (10/9/83 at Miami), 55 attempts
 37 Dan Fouts, San Diego (11/18/84 at San Diego), 56 attempts
 36 Vinny Testaverde, N.Y. Jets (10/23/00 at New York), 59 attempts

- 35 Drew Brees, San Diego (12/11/05 at San Diego), 52 attempts
 34 Tom Brady, New England (12/15/13 at Miami), 55 attempts

MOST CONSECUTIVE PASS COMPLETIONS

- 15 Steve DeBerg, San Francisco (11/16/80 at Miami)

MOST TOUCHDOWN PASSES

Career

- 45 Tom Brady, New England (26 games)
 30 Drew Bledsoe, N.E., Buff. (22 games)
 26 Joe Ferguson, Buff., T.B., Ind. (25 games)
 25 Ken O'Brien, N.Y. Jets, Phil. (16 games)
 24 Jim Kelly, Buffalo (20 games)

Game

- 6 Tom Brady, New England (10/21/07 at Miami)
 5 Len Dawson, Kansas City (10/8/67 at Kansas City)
 5 Babe Parilli, Boston (10/15/67 at Boston)
 5 Joe Ferguson, Buffalo (10/9/83 at Miami)
 5 Vinny Testaverde, N.Y. Jets (10/23/00 at New York)
 5 Trent Green, Kansas City (9/29/02 at Kansas City)

MOST PASSES HAD INTERCEPTED

Career

- 33 Joe Ferguson, Buff., T.B., Ind. (25 games)
 29 Drew Bledsoe, N.E., Buff. (22 games)
 25 Richard Todd, N.Y. Jets (14 games)
 25 Steve Grogan, New England (22 games)
 24 Joe Namath, N.Y. Jets (16 games)

Game

- 6 Joe Namath, N.Y. Jets (10/19/75 at New York), 24 attempts
 6 Donald Hollas, Oakland (12/6/98 at Oakland), 31 attempts
 *5 Mike Phipps, Cleveland (12/24/72 at Miami), 23 attempts
 5 Bill Troup, Baltimore (9/10/78 at Baltimore), 33 attempts
 5 Ken Stabler, Oakland (12/10/78 at Miami), 36 attempts
 5 Joe Ferguson, Buffalo (9/7/80 at Buffalo), 32 attempts
 5 Joe Ferguson, Buffalo (11/21/82 at Buffalo), 28 attempts
 *5 Dan Fouts, San Diego (1/6/83 at Miami), 34 attempts
 *5 Richard Todd, N.Y. Jets (1/23/83 at Miami), 37 attempts
 5 Richard Todd, N.Y. Jets (10/16/83 at New York), 26 attempts
 5 Drew Bledsoe, New England (11/21/99 at Miami), 34 attempts

HIGHEST COMPLETION PERCENTAGE

Career (minimum 100 completions)

- 69.9 Troy Aikman, Dallas (four games), 102 of 146 attempts

- 68.9 Warren Moon, Hou., Minn. (six games), 102 of 148 attempts
 66.9 Drew Brees, S.D., N.O. (five games), 121 of 181 attempts
 65.8 Dan Fouts, San Diego (five games), 121 of 184 attempts
 64.4 Bernie Kosar, Cleveland (six games), 126 of 199 attempts

Game (minimum 12 completions)

- 86.7 Joe Namath, N.Y. Jets (10/22/67 at Miami), 13 of 15
 85.7 Ben Roethlisberger, Pittsburgh (11/26/07 at Pittsburgh), 18 of 21
 84.0 Tom Brady, New England (10/21/07 at Miami), 21 of 25
 82.6 Warren Moon, Houston (10/1/89 at Houston), 19 of 23
 80.5 Troy Aikman, Dallas (10/27/96 at Miami), 33 of 41

MOST 300-YARD PASSING GAMES

Career

- 6 Drew Bledsoe, N.E., Buff. (22 games)
 6 Tom Brady, New England (26 games)
 3 Ken O'Brien, N.Y. Jets, Phil. (16 games)
 3 Joe Ferguson, Buff., T.B., Ind. (25 games)
 3 Jim Kelly, Buffalo (20 games)
 3 Vinny Testaverde, T.B., Clev., Bal., N.Y. Jets (11 games)

LONGEST PASS PLAYS

- 99t Tom Brady to Wes Welker (9/12/11 vs. New England)
 93t Mike Livingston to Otis Taylor, 79 yards; lateral to Robert Holmes, 14 yards (10/19/69 at Kansas City)
 92t Joe Ferguson to Frank Lewis (9/17/78 vs. Buffalo)
 89t Len Dawson to Otis Taylor (11/13/66 at Kansas City)
 89t Joe Namath to Richard Caster (10/7/74 at N.Y. Jets)
 87t Charlie Batch to Heath Miller (9/7/06 at Pittsburgh)
 86t Aaron Rodgers to Greg Jennings (10/17/10 at Green Bay)
 84t Drew Bledsoe to Ben Coates (11/3/96 at New England)
 83t Jim Kelly to Andre Reed (12/4/94 vs. Buffalo)
 *82t Daryle Lamonica to Rod Sherman (12/27/70 at Oakland)
 82t Dan Pastorini to Charlie Joiner (9/24/72 vs. Houston)
 81t Tom Brady to Sam Aiken (12/6/09 vs. New England)
 82t Tom Brady to Troy Brown (10/19/03 vs. New England)
 80t Sam Wyche to Bob Trumpy (11/17/68 vs. Cincinnati)
 80t Ken Anderson to Isaac Curtis (11/28/83 vs. Cincinnati)
 80t Warren Moon to Butch Woolfolk (9/8/85 at Houston)

- 80t Mike Pagel to Wayne Capers (11/17/85 at Indianapolis)
 80t John Friesz to Brian Blades (10/6/96 vs. Seattle)
 80t Alex Van Pelt to Eric Moulds (11/25/01 at Buffalo)
 80t Peyton Manning to Dallas Clark (9/21/09 vs. Indianapolis)

RECEIVING

MOST RECEPTIONS

Career

- 122 Andre Reed, Buffalo (27 games)
 99 Wes Welker, N.E., Den. (12 games)
 84 Marvin Harrison, Indianapolis (15 games)
 78 Al Toon, N.Y. Jets (14 games)
 73 Eric Moulds, Buff., Hou. (21 games)

Game

- 15 Isaac Bruce, St. Louis (12/24/95 at St. Louis), 210 yards
 14 Al Toon, N.Y. Jets (11/27/88 at New York), 181 yards
 *13 Kellen Winslow, San Diego (1/2/82 at Miami), 166 yards
 13 Antonio Gates, San Diego (12/11/05 at San Diego), 123 yards
 13 Julian Edelman, New England (12/15/13 at Miami), 139 yards

MOST RECEIVING YARDS

Career

- 1,731 Andre Reed, Buffalo (27 games), 122 receptions
 1,371 Stanley Morgan, N.E., Ind. (21 games), 68 receptions
 1,342 Wesley Walker, N.Y. Jets (18 games), 70 receptions
 1,221 Eric Moulds, Buff., Hou. (21 games), 73 receptions
 1,196 Wes Welker, N.E., Den. (12 games), 99 receptions

Game

- *240 Eric Moulds, Buffalo (1/2/99 at Miami), 9 receptions
 221 Eric Decker, N.Y. Jets (12/28/14 at Miami), 10 receptions
 220 Ron Jessie, Los Angeles (10/3/76 at Miami), 7 receptions
 210 Isaac Bruce, St. Louis (12/24/95 at St. Louis), 15 receptions
 196 Eric Moulds, Buffalo (11/25/01 at Buffalo), 6 receptions

MOST RECEIVING TOUCHDOWNS

Career

- 17 Wesley Walker, N.Y. Jets (18 games), 70 receptions
 13 Irving Fryar, N.E., Phil., Wash. (19 games), 61 receptions
 11 Laveraneus Coles, N.Y. Jets, Wash. (15 games), 52 receptions
 11 Eric Moulds, Buff., Hou. (21 games), 73 receptions

- 10 Randy Moss, Minn., Oak., N.E., S.F. (12 games), 48 receptions
- 10 Andre Reed, Buffalo (28 games), 122 receptions

Game

- 4 Jimmie Giles, Tampa Bay (10/20/85 at Miami)
- 4 Wesley Walker, N.Y. Jets (9/21/86 at New York)
- 4 Irving Fryar, Philadelphia (10/20/96 at Philadelphia)
- 3 17 times; last by Demaryius Thomas, Denver (11/23/14 at Denver)

HIGHEST RECEIVING AVERAGE

Career (minimum 40 receptions)

- 20.2 Stanley Morgan, N.E., Ind. (21 games), 68/1,371 yards
- 19.2 Lee Evans, Buff. (13 games), 43/827
- 19.2 Wesley Walker, N.Y. Jets (18 games), 70/1,342 yards
- 18.0 Frank Lewis, Pit., Buff (13 games), 46/830
- 17.3 Shawn Jefferson, S.D., N.E. (12 games), 42/726 yards

Game (minimum three receptions)

- 43.3 Theo Bell, Pittsburgh (11/30/80 at Pittsburgh), 4/173 yards
- 40.0 Butch Woolfolk, Houston (9/8/85 at Houston), 3/120 yards
- 39.0 Richard Caster, N.Y. Jets (10/7/74 at Miami), 3/117 yards
- 38.0 Stanley Morgan, New England (10/21/84 at New England), 3/114 yards

MOST 100-YARD RECEIVING GAMES

- 6 Wes Welker, N.E., Den. (12 games)
- 5 Al Toon, N.Y. Jets (14 games)
- 5 Andre Reed, Buffalo (28 games)
- 5 Stanley Morgan, N.E., Ind. (23 games)
- 4 Wesley Walker, N.Y. Jets (18 games)
- 4 Marvin Harrison, Indianapolis (15 games)
- 4 Randy Moss, Minn., Oak., N.E., S.F. (12 games)

FIELD GOALS

MOST FIELD GOALS

Career

- 41 Adam Vinatieri, N.E., Ind. (24 games)
- 37 Pat Leahy, N.Y. Jets (32 games)
- 32 Steve Christie, T.B., Buff., S.D. (21 games)
- 28 Dean Biasucci, Ind. StL. (20 games)
- 27 Rian Lindell, Sea., Buff. (20 games)

Game

- 5 Roy Gerela, Houston (9/28/69 at Houston), 5 attempts
- 5 Dean Biasucci, Indianapolis (9/25/88 at Indianapolis), 6 attempts
- *5 Steve Christie, Buffalo (1/17/93 at Miami), 6 attempts
- 5 Jason Elam, Denver (10/13/02 at Denver), 5 attempts

- 5 Kris Brown, Houston (9/7/03 at Miami), 7 attempts
- 5 Kris Brown, Houston (10/7/07 at Houston), 5 attempts
- 5 Dan Carpenter, Buffalo (9/14/14 at Buffalo), 5 attempts

LONGEST FIELD GOALS

- 59 Steve Christie, Buffalo (9/26/93 at Buffalo)
- 57 Kris Brown, Houston (10/7/07 at Houston)
- 56 Rian Lindell, Buffalo (11/29/09 at Buffalo)
- 56 Dave Rayner, Buffalo (11/20/11 at Miami)
- 55 Dean Biasucci, Indianapolis (12/30/90 at Miami)
- 55 Matt Bahr, New England (11/12/95 at Miami)
- 55 Jason Elam, Denver (10/13/02 at Denver)
- 55 Jay Feely, N.Y. Jets (11/1/09 at N.Y. Jets)

INTERCEPTIONS

MOST INTERCEPTIONS

Career

- 9 Nate Clements, Buffalo (13 games)
- 7 Johnny Robinson, Kansas City (five games)
- 7 Roland James, New England (nine games)
- 6 Raymond Clayborn, N.E., Clev. (16 games)
- 6 Willie Brown, Oakland (six games)
- 6 Ronnie Lippett, New England (16 games)
- 6 Mike Prior, Ind., G.B. (12 games)
- 6 Victor Green, N.Y. Jets, N.E. (19 games)
- 6 Marcus Coleman, N.Y. Jets (13 games)

Game

- 3 Clarence Duren, San Diego (10/30/77 at Miami), 45 yards
- 3 Jeff Nixon, Buffalo (9/7/80 at Buffalo), 31 yards
- 3 Erik McMillan, N.Y. Jets (10/23/88 at Miami), 57 yards
- 3 Marcus Coleman, N.Y. Jets (10/23/00 at N.Y. Jets), 7 yards
- 3 Greg Wesley, Kansas City (9/29/02 at Kansas City), 71 yards
- 3 Nate Clements, Buffalo (10/20/02 at Miami), 39 yards

MOST INTERCEPTION RETURN YARDS

Game

- 151 Mike Haynes, L.A. Raiders (12/2/84 at Miami), 2 interceptions

LONGEST INTERCEPTION RETURNS

- 102t Eddie Anderson, L.A. Raiders (12/14/92 at Miami), Dan Marino
- 100t Aaron Glenn, N.Y. Jets (9/15/96 at Miami), Dan Marino
- 100t Jimmy Hitchcock, New England (11/23/97 at New England), Dan Marino

- 100t Darrelle Revis, N.Y. Jets (10/17/11 at N.Y. Jets), Matt Moore
 98t Marcus Coleman, N.Y. Jets (12/27/99 at Miami), Dan Marino
 97t Mike Haynes, L.A. Raiders (12/2/84 at Miami), Dan Marino
 97t Najee Mustafaa, Cleveland (10/10/93 at Cleveland), Scott Mitchell
 90t Steve Emtman, Indianapolis (10/25/92 at Miami), Dan Marino
 *90t Tory James, Oakland (1/6/01 at Oakland), Jay Fiedler

LONGEST PLAYS

PUNTS

- 89 Luke Prestridge, New England (10/21/84 at New England)
 80 Chris Mohr, Buffalo (10/13/96 at Buffalo)
 73 Rich Camarillo, New England (9/13/87 at New England)
 73 Josh Miller, Pittsburgh (9/20/98 at Miami)
 73 Todd Sauerbrun, Carolina (11/4/01 at Miami)

PUNT RETURNS

- 94t Julian Edelman, New England (1/2/11 at New England)
 93t Johnnie Lee Higgins, Oakland (11/16/08 at Miami)
 84t Clarence Verdin, Indianapolis (10/25/92 at Miami)
 83t Billy Johnson, Houston (11/16/75 at Houston)
 80t Ron Gardin, Baltimore (11/1/70 at Baltimore)

KICKOFF RETURNS

- 104t Terrence McGee, Buffalo (12/5/04 at Miami)
 103t Brandon Tate, New England (10/5/10 at Miami)
 102t Harold Hart, Oakland (9/22/75 at Oakland)
 102t C.J. Spiller, Buffalo (9/14/14 at Buffalo)
 101t Jacoby Ford, Oakland (11/28/10 at Oakland)
 99t Jim Duncan, Baltimore (11/1/70 at Baltimore)

FUMBLE RETURNS

- 100t Chris Martin, Kansas City (10/13/91 at Kansas City), Sammie Smith
 *79t Neil Smith, Denver (1/9/99 at Denver), Oronde Gadsden
 66t Greg Townsend, L.A. Raiders (9/19/83 at L.A. Raiders), David Woodley
 62t Hugh Douglas, N.Y. Jets (12/22/96 at N.Y. Jets), Stanley Pritchett
 59t Gabe Northern, Buffalo (10/4/99 at Miami), Dan Marino
 58t Rick Redman, San Diego (10/2/66 at San Diego), Dick Wood
 58t Randy McClanahan, Buffalo (11/12/78 at Buffalo), Bob Griesse

BLOCKED FIELD GOALS

- 78t George Radachowsky, N.Y. Jets (9/24/89 at Miami), Pete Stoyanovich
 76t Charles Romes, Buffalo (9/2/79 at Buffalo), Uwe von Schamann
 62t Kyle Arrington, New England (12/14/14 at New England), Calib Sturgis

OPPONENTS TOP TENS

RUSHING

	PLAYER	TEAMS	GAMES	NO.	YDS.	AVG.	LG	TD
1.	Thurman Thomas	Buffalo	20	364	1620	4.5	30t	8
2.	Freeman McNeil	N.Y. Jets	21	281	1507	5.4	58	2
	Curtis Martin	New England, N.Y. Jets	20	409	1507	3.7	37	13
4.	O.J. Simpson	Buffalo	16	240	1177	4.9	75t	4
5.	Eric Dickerson	L.A. Rams, Ind., L.A. Raid.	11	231	1065	4.6	40	6
6.	Jim Nance	N.Y. Jets, Boston	12	183	933	5.1	30t	9
7.	Lydell Mitchell	San Diego Baltimore	12	235	912	3.9	64t	6
8.	Willis McGahee	Buffalo, Baltimore, Denver	10	232	848	3.7	31	2
9.	Antowain Smith	Buffalo, N.E., N.O.	14	232	822	3.5	44	4
10.	John Riggins	N.Y. Jets, Washington	13	183	761	4.2	N/A	5

PASSING

PLAYER	TEAMS	GAMES	ATT.	COMP.	YDS.	PCT.	TD	INT.
1. Tom Brady	New England	26	831	496	5842	59.7	45	21
2. Drew Bledsoe	New England, Buffalo	22	765	412	5397	53.9	30	28
3. Joe Ferguson	Buffalo, T.B., Ind.	25	723	418	4902	57.9	26	33
4. Jim Kelly	Buffalo	20	621	388	4560	62.5	24	19
5. Ken O'Brien	N.Y. Jets, Philadelphia	16	489	303	3837	62.0	25	13
6. Steve Grogan	New England	22	535	280	3709	53.7	21	25

	PLAYER	TEAMS	GAMES	ATT.	COMP.	YDS.	PCT.	TD	INT.
7.	Peyton Manning	Indianapolis, Denver	13	436	272	3214	62.4	22	18
8.	Joe Namath	N.Y. Jets	16	388	201	2956	51.8	19	24
9.	Richard Todd	N.Y. Jets	14	354	203	2718	57.2	18	25
10.	Bert Jones	Baltimore, L.A. Rams	13	326	188	2388	57.7	15	6

RECEPTIONS

	PLAYER	TEAMS	GAMES	NO.	YDS.	AVG.	LG	TD
1.	Andre Reed	Buffalo	27	122	1731	14.2	83t	10
2.	Wes Welker	New England, Denver	12	99	1196	12.1	99t	7
3.	Marvin Harrison	Indianapolis	15	84	1133	13.5	45	9
4.	Al Toon	N.Y. Jets	14	78	1054	14.0	44t	4
5.	Eric Moulds	Buffalo, Houston	21	73	1221	16.7	80t	11
6.	Wayne Chrebet	N.Y. Jets	20	72	991	13.8	70	8
7.	Wesley Walker	N.Y. Jets	18	70	1342	19.2	71t	17
8.	Stanley Morgan	New England, Indianapolis	21	68	1371	20.2	76t	6
9.	Thurman Thomas	Buffalo	20	67	693	10.3	50t	3
10.	Ben Coates	New England, Baltimore	19	63	812	12.9	84t	9
	Bill Brooks	Indianapolis, Buffalo	19	63	661	10.5	47	3

RECEIVING YARDS

	PLAYER	TEAMS	GAMES	YDS.	REC.	AVG.	LG	TD
1.	Andre Reed	Buffalo	27	1731	122	14.2	83t	10
2.	Stanley Morgan	N.E., Indianapolis	21	1371	68	20.2	76t	6
3.	Wesley Walker	N.Y. Jets	18	1342	70	19.2	71t	17
4.	Eric Moulds	Buffalo, Houston	21	1221	73	16.7	80t	11
5.	Wes Welker	New England, Denver	12	1196	99	12.1	99t	7
6.	Marvin Harrison	Indianapolis	15	1133	84	13.5	45	9
7.	Al Toon	N.Y. Jets	14	1054	78	14.0	44t	4
8.	Wayne Chrebet	N.Y. Jets	20	991	72	13.8	70	8
9.	Irving Fryar	N.E., Phil. Wash.	19	978	61	16.0	54t	13
10.	Frank Lewis	Pittsburgh, Buffalo	13	830	46	18.0	92t	2

OPPONENTS OUTSTANDING PERFORMANCES

300-PLUS PASSING YARDS

	PLAYER	TEAM	DATE	ATT.	COMP.	YDS.	TD	INT.	LG
	Tom Brady	New England	9/12/11	48	32	517	4	1	99t
	Ken O'Brien	N.Y. Jets	9/21/86	43	29	479	4	1	65t
	James Harris	L.A. Rams	10/3/76	29	17	436	2	1	58
*	Dan Fouts	San Diego	1/2/82	55	33	433	4	1	43
	Andrew Luck	Indianapolis	11/4/12	48	30	433	2	0	48
	Drew Bledsoe	New England	11/23/98	54	28	423	2	2	49
	Drew Bledsoe	New England	9/4/94	51	32	421	4	2	62t
	Joe Ferguson	Buffalo	10/9/83	55	38	419	5	1	35
	Drew Bledsoe	New England	11/3/96	41	30	419	3	2	84t
	Joe Namath	N.Y. Jets	10/1/67	39	23	415	3	1	62
	Matt Cassel	New England	11/23/08	43	30	415	3	1	64
	Drew Brees	New Orleans	9/30/13	39	30	413	4	0	48
	Bernie Kosar	Cleveland	11/10/86	50	32	401	0	0	44
	Ken O'Brien	N.Y. Jets	11/10/85	43	26	393	2	0	44
	Boomer Esiason	N.Y. Jets	11/27/94	41	26	382	2	2	69
	Elvis Grbac	San Francisco	11/20/95	41	31	382	4	0	47t
	Jim Kelly	Buffalo	9/1/91	39	29	381	2	1	54t
	Dan Fouts	San Diego	11/18/84	56	37	380	4	1	44
	Matt Schaub	Houston	10/12/08	42	22	379	1	2	61
	Vinny Testaverde	N.Y. Jets	10/23/00	59	36	378	5	3	30t
	Vinny Testaverde	N.Y. Jets	9/14/03	45	29	373	1	1	61
	Carson Palmer	Oakland	9/16/12	48	24	373	1	1	64t
	Steve DeBerg	Tampa Bay	10/20/85	32	19	365	4	1	57
	Tom Brady	New England	12/15/13	55	34	364	2	1	30
	Troy Aikman	Dallas	10/27/96	41	33	363	3	0	61
	Brett Favre	Green Bay	9/11/94	51	31	362	2	1	35

PLAYER	TEAM	DATE	ATT.	COMP.	YDS.	TD	INT.	LG
Kurt Warner	Arizona	9/14/08	24	19	361	3	0	79
* Doug Flutie	Buffalo	1/2/99	36	21	360	1	1	65
Jim Kelly	Buffalo	10/25/87	39	29	359	2	0	34
Brian Sipe	Cleveland	11/18/79	42	23	358	3	0	54
Geno Smith	N.Y. Jets	12/28/14	25	20	358	3	0	74t
Bert Jones	Baltimore	9/27/81	27	20	357	3	1	67t
Steve Grogan	New England	11/8/81	40	23	355	1	4	76t
Daunte Culpepper	Minnesota	9/10/00	37	23	355	1	3	42
Danny White	Dallas	10/25/81	32	22	354	3	1	38
Tom Brady	New England	10/21/07	25	21	354	6	0	50t
Tom Brady	New England	12/6/09	29	19	352	2	2	81t
Steve Grogan	New England	11/29/79	39	21	350	3	2	38
Eli Manning	N.Y. Giants	10/30/11	45	31	349	2	0	26
Ben Roethlisberger	Pittsburgh	12/8/13	39	23	349	3	0	67
Dennis Shaw	Buffalo	10/18/70	32	24	348	2	2	48
Daryle Lamonica	Oakland	9/21/68	24	15	344	4	0	73t
Mike Tomczak	Pittsburgh	11/20/94	42	26	343	0	0	40
Erik Kramer	Chicago	10/27/97	50	32	343	2	0	54
Ken Anderson	Cincinnati	11/28/83	36	23	342	1	2	80t
Pat Ryan	N.Y. Jets	11/27/88	43	27	341	2	1	35
Tony Eason	New England	9/17/89	49	25	341	1	1	45
* Jim Kelly	Buffalo	1/12/91	29	19	339	3	1	44
Joe Ferguson	Buffalo	10/12/81	29	20	338	3	0	65t
Andy Dalton	Cincinnati	10/31/13	53	32	338	0	3	26
Brian Griese	Denver	10/13/02	46	27	335	1	2	52
Steve Bartkowski	Atlanta	9/21/80	36	18	332	2	0	53
Tom Brady	New England	11/8/09	37	25	332	1	1	71t
Joe Ferguson	Buffalo	12/7/77	40	25	331	3	1	27
** Joe Montana	San Francisco	1/20/85	35	24	331	3	0	34
Vinny Testaverde	Baltimore	10/19/97	47	32	331	1	0	34t
Ken O'Brien	N.Y. Jets	9/24/89	37	27	329	3	1	37t
Drew Bledsoe	New England	1/2/94	43	27	329	4	1	42
Kurt Warner	St. Louis	9/30/01	31	24	328	4	0	45t
Trent Green	Kansas City	9/29/02	34	24	328	5	0	46
Brooks Bollinger	N.Y. Jets	12/18/05	42	28	327	2	0	60
Bruce Matheson	Seattle	10/4/87	42	20	326	2	3	30
Warren Moon	Minnesota	9/25/94	37	26	326	3	0	44
Neil O'Donnell	N.Y. Jets	9/15/96	44	25	325	3	3	78t
Kevin Kolb	Arizona	9/30/12	48	29	324	3	2	46t
Boomer Esiason	N.Y. Jets	9/12/93	33	22	323	2	1	51
Glenn Foley	N.Y. Jets	11/9/97	48	25	322	1	1	33
Andrew Luck	Indianapolis	9/15/13	43	25	321	1	1	47
Mark Rypien	St. Louis	12/24/95	42	27	320	2	1	31
Tyler Thigpen	Kansas City	12/21/08	41	20	320	2	3	75
Jim Harbaugh	Indianapolis	10/8/95	33	25	319	3	0	47t
Neil O'Donnell	N.Y. Jets	10/12/97	37	24	319	2	0	70
Carson Palmer	Cincinnati	12/30/07	32	23	316	3	1	70t
Ryan Fitzpatrick	Buffalo	12/18/11	47	31	316	2	3	28
Sam Bradford	St. Louis	10/14/12	39	26	315	0	0	65
Steve Bono	Kansas City	12/12/94	55	33	314	2	3	22t
* Joe Montana	Kansas City	12/31/94	37	26	314	2	1	57t
Dan Fouts	San Diego	10/15/78	30	22	313	1	2	46
Tony Eason	New England	10/21/84	29	19	313	3	0	76t
* Mark Malone	Pittsburgh	1/6/85	36	20	312	3	3	29t
Drew Bledsoe	New England	12/24/00	34	18	312	2	2	59
Richard Todd	N.Y. Jets	10/4/81	39	28	310	4	1	46
Alex Van Pelt	Buffalo	11/25/01	34	21	309	3	1	80t
Mike Livingston	Kansas City	10/19/69	34	17	308	1	1	93t
Neil Lomax	St. Louis	9/30/84	37	22	308	1	0	29
Jay Cutler	Denver	11/2/08	46	24	307	2	3	47
Philip Rivers	San Diego	10/2/11	31	21	307	1	0	55t
* Dan Pastorini	Houston	12/24/78	29	20	306	1	0	34
Jim Kelly	Buffalo	10/4/92	48	25	306	1	4	28
Drew Bledsoe	Buffalo	12/1/02	27	15	306	3	0	73t
Mark Sanchez	N.Y. Jets	9/23/12	45	21	306	1	2	66
Greg Landry	Baltimore	11/25/79	42	25	304	3	2	31t
Tom Brady	New England	12/24/11	46	27	304	1	0	42

PLAYER	TEAM	DATE	ATT.	COMP.	YDS.	TD	INT.	LG
Sonny Jurgensen	Washington	10/13/74	39	26	303	2	3	37
Peyton Manning	Indianapolis	9/21/09	23	14	303	2	0	80t
Phillip Rivers	San Diego	9/27/09	33	18	303	0	0	55
Peyton Manning	Indianapolis	9/6/98	37	21	302	1	3	42
Ben Roethlisberger	Pittsburgh	10/24/10	27	19	302	2	0	53
Pat Ryan	N.Y. Jets	10/4/87	49	30	301	4	2	35t

100-PLUS RECEIVING YARDS

PLAYER	TEAM	DATE	NO.	YDS.	TD	LG
* Eric Moulds	Buffalo	1/2/99	9	240	1	65
Eric Decker	N.Y. Jets	12/28/14	10	221	1	74t
Ron Jessie	L.A. Rams	10/3/76	7	220	2	58t
Isaac Bruce	St. Louis	12/24/95	15	210	1	31
Eric Moulds	Buffalo	11/25/01	6	196	2	80t
Wesley Walker	N.Y. Jets	9/21/86	6	194	4	65t
Michael Irvin	Dallas	10/27/96	12	186	1	61
Dallas Clark	Indianapolis	9/21/09	7	183	1	80t
Stanley Morgan	New England	11/8/81	5	182	1	76t
Al Toon	N.Y. Jets	11/27/88	14	181	0	29
Andre Johnson	Houston	10/12/08	10	178	1	61
Reggie Rucker	Cleveland	11/18/79	9	177	1	54
Marvin Harrison	Indianapolis	11/11/01	9	174	3	45
Theo Bell	Pittsburgh	11/30/80	4	173	0	45
Johnnie Morton	Detroit	12/7/97	9	171	1	41
Steve Smith	Carolina	9/25/05	11	170	3	53t
Cris Carter	Minnesota	9/10/00	9	168	0	42
Wes Welker	New England	12/6/09	10	167	0	58
* Kellen Winslow	San Diego	1/2/82	13	166	1	31
Tommy Kane	Seattle	12/16/90	10	162	0	25
Antwaan Randle El	Washington	9/9/07	5	162	0	54
Ben Coates	New England	9/4/94	8	161	2	62t
Don Maynard	N.Y. Jets	12/1/68	7	160	3	54t
Wes Welker	New England	9/12/11	8	160	2	99t
Al Toon	N.Y. Jets	9/24/89	10	159	1	37t
Bake Turner	N.Y. Jets	9/3/78	7	157	0	71
Al Toon	N.Y. Jets	11/10/85	10	156	0	44
Andre Reed	Buffalo	9/1/91	11	154	1	54t
Frank Lewis	Buffalo	9/17/78	5	153	1	92t
Larry Fitzgerald	Arizona	9/14/08	6	153	0	75
* James Lofton	Buffalo	1/12/91	7	149	1	44
Jerry Rice	San Francisco	11/20/95	8	149	2	47t
Stanley Morgan	New England	12/22/86	8	148	2	30t
Randy Moss	New England	11/8/09	6	147	1	71t
Santonio Holmes	N.Y. Jets	9/23/12	9	147	0	38
Marlin Briscoe	Buffalo	10/18/70	7	145	2	46t
Raymond Butler	Baltimore	9/27/81	4	145	2	67t
Keyshawn Johnson	N.Y. Jets	12/12/99	11	144	2	27
Marvin Harrison	Indianapolis	9/15/02	11	144	1	33
Mark Carrier	Tampa Bay	10/30/88	9	142	0	47
* Stephone Paige	Kansas City	1/5/91	8	142	1	33
Santana Moss	N.Y. Jets	9/14/03	5	142	1	61
Tony Gonzalez	Kansas City	9/29/02	7	140	3	42t
Anquan Boldin	Arizona	9/14/08	6	140	3	79t
George Sauer	N.Y. Jets	10/22/67	6	139	1	61t
Julian Edelman	New England	12/15/13	13	139	1	24t
Wes Welker	New England	10/21/07	9	138	2	36
Wes Welker	New England	12/24/11	12	138	0	42
Antonio Brown	Pittsburgh	12/8/13	5	138	1	56
Jimmy Teal	Seattle	10/4/87	9	137	0	32
Joey Galloway	Seattle	10/6/96	5	137	2	65t
Alfred Jenkins	Atlanta	9/21/80	4	136	0	33
Jeff Graham	N.Y. Jets	9/15/96	5	136	1	78t
* Jimmy Smith	Jacksonville	1/15/00	5	136	2	70t
Ben Coates	New England	11/3/96	5	135	2	84t
Gene Foster	San Diego	10/2/66	6	134	2	63t
Andre Reed	Buffalo	10/13/96	10	134	0	49
Leonard Thompson	Detroit	10/27/85	6	133	1	48

PLAYER	TEAM	DATE	NO.	YDS.	TD	LG
Stephone Paige	Kansas City	12/3/89	7	133	1	38t
Greg Jennings	Green Bay	10/17/10	6	133	1	86t
Fred Biletnikoff	Oakland	9/20/69	9	132	1	13t
Otis Taylor	Kansas City	10/19/69	4	131	0	79
J.J. Birden	Kansas City	12/12/94	10	131	1	22t
Shawn Jefferson	New England	11/23/98	6	131	1	38
Troy Brown	New England	10/19/03	6	131	1	82t
Chad Johnson	Cincinnati	12/30/07	4	131	2	70t
Hines Ward	Pittsburgh	10/24/10	7	131	1	43
Danny Amendola	New England	12/15/13	10	131	0	30
Chris Burkett	Buffalo	10/25/87	9	130	1	34
Eric Moulds	Buffalo	12/1/02	5	130	1	57t
Randy Vataha	New England	12/5/71	7	129	2	51t
* Steve Largent	Seattle	12/29/84	6	128	1	56t
Matt Jones	Jacksonville	12/3/06	6	128	1	33
A.J. Green	Cincinnati	10/31/13	11	128	0	21
Cris Collinsworth	Cincinnati	11/28/83	8	127	0	48
Jake Reed	Minnesota	9/25/94	9	127	0	21
Andre Reed	Buffalo	12/16/96	6	127	1	67t
Charlie Mitchell	Denver	12/4/66	4	126	1	79t
Wesley Walker	N.Y. Jets	11/26/78	6	126	1	42
Roy Williams	Detroit	11/23/06	6	126	0	41
Lance Alworth	San Diego	11/12/67	4	125	1	54t
Stanley Morgan	New England	10/5/86	6	125	1	27t
Tim Brown	Oakland	11/30/97	8	125	1	36
Raghib Ismail	Dallas	11/25/99	5	125	1	65t
Marvin Harrison	Indianapolis	12/5/99	8	125	0	36
Randy Moss	New England	11/23/08	8	125	3	29t
Emmanuel Sanders	Denver	11/23/14	9	125	0	35
Stanley Morgan	New England	11/29/79	5	124	1	38t
Rob Moore	N.Y. Jets	9/12/93	6	124	0	51
Rob Moore	N.Y. Jets	11/27/94	7	124	0	35
T.Y. Hilton	Indianapolis	9/15/13	6	124	0	47
Antonio Gates	San Diego	12/11/05	13	123	1	25
Jim Whalen	Boston	12/17/67	4	122	0	33
* Fred Biletnikoff	Oakland	12/21/74	8	122	1	20
Dokie Williams	L.A. Raiders	12/2/84	2	122	1	75t
Leonard Thompson	Detroit	10/27/85	7	122	1	38t
Andre Reed	Buffalo	9/11/88	8	122	0	21
* Andre Reed	Buffalo	1/12/91	4	122	2	43
Randy Moss	New England	10/21/07	4	122	2	50t
Don Maynard	N.Y. Jets	11/2/69	4	121	2	42t
Wayne Patrick	Buffalo	10/18/70	6	121	0	48
Joe Washington	Baltimore	11/11/79	10	121	0	23
Henry Ellard	L.A. Rams	12/14/86	8	121	1	22
Tony Martin	San Diego	11/5/95	7	121	1	50t
Darrell Jackson	Seattle	10/28/01	5	121	1	64
Torrey Smith	Baltimore	10/6/13	6	121	0	41
Sammy White	Minnesota	12/11/76	9	120	3	36t
Butch Woolfolk	Houston	9/8/85	3	120	1	80t
Wes Welker	New England	11/23/08	8	120	0	64
Vincent Jackson	San Diego	9/27/09	5	120	0	55
Eric Sievers	San Diego	11/18/84	12	119	2	24
Fred Biletnikoff	Oakland	10/4/69	9	119	1	23
Mike Jones	New Orleans	12/7/86	6	119	0	34
Andre Johnson	Houston	9/9/12	8	119	1	29
Vincent Brisby	New England	11/12/95	6	118	1	47t
Andre Roberts	Arizona	9/30/12	6	118	2	46t
Richard Caster	N.Y. Jets	10/7/74	3	117	1	89t
O.J. Simpson	Buffalo	12/7/75	8	117	1	62t
Eric Sievers	New England	12/10/89	6	117	0	41
Carl Pickens	Cincinnati	10/1/95	9	117	3	44t
Lee Evans	Buffalo	12/4/05	5	117	3	56t
Sammy Watkins	Buffalo	9/14/14	8	117	1	30
Paul Coffman	Green Bay	10/28/79	5	116	1	78t
Jimmie Giles	Tampa Bay	10/20/85	7	116	4	39t
Irving Fryar	Philadelphia	10/20/96	8	116	4	38t

PLAYER	TEAM	DATE	NO.	YDS.	TD	LG
Shawn Jefferson	New England	10/25/98	4	116	0	54
Lee Evans	Buffalo	10/26/08	7	116	0	33
Peyton Hillis	Denver	11/2/08	7	116	1	47
Tony Hill	Dallas	12/17/84	6	115	1	66t
Steve Breaston	Kansas City	11/6/11	7	115	0	37
Julio Jones	Atlanta	9/22/13	9	115	0	28
Isaac Curtis	Cincinnati	11/28/83	4	114	1	80t
Stanley Morgan	New England	10/21/84	3	114	1	76t
Dennis Northcutt	Cleveland	12/26/04	4	114	1	58t
Darren Sproles	New Orleans	9/30/13	7	114	1	48
Otis Taylor	Kansas City	11/13/66	4	113	1	89t
Otis Taylor	Kansas City	9/28/68	3	113	1	44
Eric Crabtree	Cincinnati	9/14/69	3	113	2	69t
James Lofton	L.A. Raiders	10/9/88	5	113	0	32
Tim Brown	Oakland	10/31/99	7	113	0	32
Calvin Johnson	Detroit	11/9/14	7	113	1	49t
Jim Colclough	Boston	12/17/67	3	112	0	52
Mike Barber	Houston	12/24/78	4	112	0	55
Wesley Walker	N.Y. Jets	10/4/81	8	112	2	46
Will Moore	New England	9/10/95	8	112	0	33
Terry Glenn	New England	11/3/96	10	112	0	20
Roy Jefferson	Washington	10/13/74	7	111	1	37t
John Holland	Buffalo	9/13/76	2	111	2	58t
* John Stallworth	Pittsburgh	1/6/85	4	111	2	65t
Al Toon	N.Y. Jets	9/21/86	7	111	0	31
Torry Holt	St. Louis	9/30/01	4	111	1	45t
* Ed Podolak	Kansas City	12/25/71	8	110	1	29
Anthony Miller	San Diego	12/27/93	7	110	2	41t
Randy Moss	Minnesota	12/21/02	7	110	0	60
Jeremy Shockey	N.Y. Giants	10/5/03	11	110	0	20
Lee Evans	Buffalo	12/5/04	4	110	2	69t
Richie Anderson	N.Y. Jets	10/23/00	12	109	0	19
Golden Tate	Detroit	11/9/14	11	109	0	28
Wesley Walker	N.Y. Jets	9/3/78	4	108	2	47t
* Charlie Joiner	San Diego	1/2/82	7	108	0	39
Art Monk	N.Y. Jets	11/27/94	5	108	0	69
* Steve Tasker	Buffalo	12/30/95	5	108	1	37t
Dedric Ward	N.Y. Jets	11/9/97	6	108	0	33
Leon Washington	N.Y. Jets	12/25/06	4	108	0	64
Jacoby Ford	Oakland	11/28/10	4	108	1	52
Vincent Jackson	San Diego	10/2/11	3	108	1	55t
Donnie Avery	Indianapolis	11/4/12	5	108	0	48
Jordan Cameron	Cleveland	9/8/13	9	108	1	22
Jack Snow	L.A. Rams	10/31/71	5	107	1	51t
Jordy Nelson	Green Bay	10/12/14	9	107	1	22
Warren Wells	Oakland	9/21/68	3	106	1	73t
Raymond Chester	Baltimore	12/1/76	5	106	0	48
Frank Lewis	Buffalo	10/12/81	5	106	0	30
Tony Hill	Dallas	10/25/81	5	106	0	38
* Wes Chandler	San Diego	1/2/82	6	106	0	47
Andre Reed	Buffalo	12/4/94	3	106	2	83t
Warrick Dunn	Tampa Bay	9/21/97	6	106	1	58t
Laveranues Coles	N.Y. Jets	10/15/06	5	106	2	58t
Rob Gronkowski	New England	1/2/11	7	106	1	28
Leonard Hankerson	Washington	11/13/11	8	106	0	22
Bake Turner	N.Y. Jets	12/14/69	4	105	2	34t
Harold Jackson	New England	11/29/79	5	105	1	33
Eddie Brown	Cincinnati	11/8/87	8	105	0	32
Jermaine Lewis	Baltimore	10/19/97	6	105	0	28
Wayne Chrebet	N.Y. Jets	12/13/98	5	105	1	52
Tony Martin	Atlanta	12/27/98	3	105	1	53
Ed McCaffrey	Denver	9/13/99	6	105	3	61t
Jeremy Shockey	New Orleans	10/25/09	4	105	0	66
Art Powell	Oakland	9/2/66	8	104	1	17t
* Elmo Wright	Kansas City	12/25/71	3	104	0	63
Derrick Gaffney	N.Y. Jets	9/30/79	4	104	0	43
Wayne Chrebet	N.Y. Jets	10/12/97	5	104	1	70

PLAYER	TEAM	DATE	NO.	YDS.	TD	LG
Tim Brown	Oakland	12/6/98	9	104	2	27
Wayne Chrebet	N.Y. Jets	10/23/00	6	104	2	28
Gary Garrison	San Diego	10/11/69	4	103	2	40t
* Ken Burrough	Houston	12/24/78	6	103	0	53
Thurman Thomas	Buffalo	9/1/91	8	103	1	50t
* Kimble Anders	Kansas City	12/31/94	6	103	1	57t
Aaron Hernandez	New England	9/12/11	7	103	1	30
Wes Welker	New England	12/2/12	12	103	1	14
Marvin Harrison	Indianapolis	9/6/98	5	102	1	42
Troy Brown	New England	12/24/00	8	102	0	22
David Patten	New England	10/6/02	5	102	2	34t
Doug Jolley	N.Y. Jets	12/18/05	9	102	1	60t
Jamaal Charles	Kansas City	12/21/08	3	102	0	75
Kellen Winslow	Tampa Bay	11/15/09	7	102	0	37
Rob Gronkowski	New England	1/2/11	6	102	1	40
T.Y. Hilton	Indianapolis	11/4/12	6	102	1	36t
Elbert Dubenion	Buffalo	9/18/66	5	101	0	26
Andre Rison	Atlanta	10/11/92	7	101	1	22t
Heath Miller	Pittsburgh	9/7/06	3	101	1	87t
Andre Johnson	Houston	10/1/06	9	101	1	30
Cecil Shorts	Jacksonville	12/16/12	6	101	0	30
Richard Caster	N.Y. Jets	11/24/74	6	100	2	45t
Al Toon	N.Y. Jets	12/7/87	5	100	1	44t
Lawrence Dawsey	Tampa Bay	12/1/91	8	100	1	17t
Curtis Conway	Chicago	10/27/97	6	100	0	54
Ken Dilger	Indianapolis	12/14/97	5	100	3	43
Ben Watson	Cleveland	12/5/10	10	100	1	22
Jimmy Graham	New Orleans	9/30/13	4	100	2	43t

100-PLUS RUSHING YARDS

PLAYER	TEAM	DATE	NO.	YDS.	TD	LG
O.J. Simpson	Buffalo	12/5/76	24	203	1	75t
Rueben Mayes	New Orleans	12/7/86	28	203	2	34t
Earl Campbell	Houston	11/20/78	28	199	4	81t
* Terrell Davis	Denver	1/9/99	21	199	2	62
Justin Fargas	Oakland	9/30/07	22	179	0	48
Freeman McNeil	N.Y. Jets	10/14/85	28	173	0	20
Ricky Watters	Philadelphia	10/20/96	25	173	1	49t
Gerald Riggs	Atlanta	11/30/86	33	172	1	31
Eric Dickerson	Indianapolis	12/4/88	31	169	1	19
Jamal Lewis	Baltimore	1/2/05	34	167	1	20
C.J. Anderson	Denver	11/23/14	27	167	1	26
**John Riggins	Washington	1/30/83	38	166	1	43t
Reuben Droughns	Cleveland	11/20/05	30	166	1	75t
Thurman Thomas	Buffalo	9/1/91	25	165	1	20
Jim Nance	Boston	12/17/67	24	164	2	29
William Andrews	Atlanta	12/10/83	21	161	1	24t
* Earnest Byner	Cleveland	1/4/86	16	161	2	66t
Hoyle Granger	Houston	12/23/67	21	160	1	23
Wayne Wilson	New Orleans	10/2/83	34	160	0	12
* Thurman Thomas	Buffalo	12/30/95	25	158	1	32
Don Woods	San Diego	9/29/74	18	157	2	56t
Earnest Byner	Washington	12/2/90	32	157	3	21
Antowain Smith	New England	12/22/01	26	156	1	44
Laurence Maroney	New England	12/23/07	14	156	1	59t
Marcus Allen	L.A. Raiders	12/2/84	20	155	3	52t
Eric Dickerson	Indianapolis	11/15/87	30	154	1	13
Thurman Thomas	Buffalo	12/23/90	30	154	1	13t
Christian Okoye	Kansas City	10/13/91	23	153	1	38t
Dick Post	San Diego	11/3/68	21	151	0	24
Travis Henry	Buffalo	12/1/02	35	151	1	13
Thurman Thomas	Buffalo	12/3/89	27	148	1	30t
Christian Okoye	Kansas City	12/24/89	32	148	1	13
Thurman Thomas	Buffalo	12/17/95	35	148	1	15
Brian Westbrook	Philadelphia	11/18/07	32	148	0	36
Adrian Peterson	Minnesota	9/19/10	28	145	1	23

PLAYER	TEAM	DATE	NO.	YDS.	TD	LG
Barry Sanders	Detroit	9/15/91	32	143	0	14
Lee Suggs	Cleveland	12/26/04	38	143	0	13
Lydell Mitchell	Baltimore	10/9/77	17	142	1	64t
Curtis Martin	New England	11/12/95	30	142	2	23
Woody Campbell	Houston	12/3/67	18	141	1	42
* Natrone Means	San Diego	1/8/95	24	139	1	24t
Earl Campbell	Houston	12/4/83	28	138	1	35t
Edgerrin James	Indianapolis	9/15/02	30	138	0	13
C.J. Spiller	Buffalo	12/23/12	22	138	0	62
Barry Sanders	Detroit	12/7/97	30	137	1	19
Thurman Thomas	Buffalo	11/18/91	23	135	1	30
* Fred Taylor	Jacksonville	1/15/00	18	135	1	90t
Paul Robinson	Cincinnati	11/17/68	22	134	3	54t
Jim Nance	Boston	11/27/66	23	133	1	27t
Freeman McNeil	N.Y. Jets	11/4/84	20	132	1	52
Johnny Hector	N.Y. Jets	12/22/91	13	132	0	47
Travis Henry	Buffalo	10/20/02	22	132	0	34
Knile Davis	Kansas City	9/21/14	32	132	1	21t
Mike Garrett	Kansas City	9/24/67	20	131	0	28
Brandon Jacobs	N.Y. Giants	10/28/07	23	131	0	15
Edgerrin James	Indianapolis	12/5/99	23	130	2	41t
Michael Pittman	Tampa Bay	10/16/05	15	127	1	57t
Ryan Mathews	San Diego	11/17/13	19	127	0	51
Joe Washington	Baltimore	10/29/78	20	126	0	29
Floyd Little	Denver	10/27/68	25	126	1	19
Antowain Smith	Buffalo	11/14/99	29	126	0	24
Chris Johnson	Tennessee	11/11/12	23	126	1	21
Eric Dickerson	Indianapolis	9/25/88	30	125	0	9
Thurman Thomas	Buffalo	10/9/94	31	125	2	26t
Ernest Jackson	San Diego	11/18/84	28	124	0	16
Eric Dickerson	L.A. Rams	12/14/86	28	124	1	25
Robert Holmes	Kansas City	9/28/68	13	123	1	76t
Neal Anderson	Chicago	9/4/88	24	123	2	15
Scott Lockwood	New England	12/27/92	30	123	0	23
Tatum Bell	Denver	12/12/04	17	123	2	29
Tony Dorsett	Dallas	10/25/81	24	122	0	18
DeAngelo Williams	Carolina	11/19/09	13	122	0	50
Walter Payton	Chicago	12/2/85	23	121	0	15
Larry Kinnebrew	Buffalo	10/29/89	21	121	1	25
Dorsey Levens	Green Bay	9/14/97	21	121	0	23
Corey Dillon	New England	12/20/04	26	121	1	20
O.J. Simpson	Buffalo	11/18/73	20	120	0	28
Earl Campbell	Houston	11/5/79	32	120	0	11
* Chuck Muncie	San Diego	1/2/82	24	120	1	19
Curtis Martin	N.Y. Jets	10/14/01	22	120	1	27t
Jim Braxton	Buffalo	11/18/73	17	119	0	36
Craig James	New England	11/3/85	23	119	0	14
Ronnie Harmon	Buffalo	11/29/87	23	119	0	19
Jerome Bettis	Pittsburgh	11/25/96	27	119	0	14
Natrone Means	San Diego	12/27/93	18	118	3	65t
Edgerrin James	Indianapolis	11/26/00	26	118	0	13
Ahman Green	Green Bay	10/22/06	18	118	1	70t
Warren Williams	Pittsburgh	12/18/88	16	117	0	33
* Thurman Thomas	Buffalo	1/12/91	32	117	2	14
Chris Johnson	Tennessee	11/14/10	17	117	1	30
Franco Harris	Pittsburgh	11/30/80	28	116	1	9t
Freeman McNeil	N.Y. Jets	9/19/82	13	116	0	48
Freeman McNeil	N.Y. Jets	11/26/84	24	116	0	39
Curtis Martin	N.Y. Jets	11/1/04	19	115	1	25t
Lamont Jordan	N.Y. Jets	11/1/04	14	115	1	25t
Willie Parker	Pittsburgh	9/7/06	29	115	0	32
Fred Jackson	Buffalo	12/9/07	15	115	0	27
Emerson Boozer	N.Y. Jets	12/13/70	18	114	0	21
Curtis Brown	Buffalo	11/12/78	11	114	1	58t
James Jones	Detroit	10/27/85	36	114	1	8
Jim Nance	Boston	10/15/67	20	113	0	19
Mel Owens	Detroit	12/15/73	27	113	1	10

PLAYER	TEAM	DATE	NO.	YDS.	TD	LG
Horace Ivory	New England	10/22/78	15	113	2	28
* Curt Warner	Seattle	12/31/83	29	113	2	18
Terry Allen	Minnesota	9/25/94	15	113	1	45
Edgerrin James	Indianapolis	12/17/00	32	112	0	15
Hoyle Granger	Houston	12/3/67	25	111	1	13
Jim Nance	Boston	12/8/68	19	111	1	30t
Wilbert Montgomery	Philadelphia	9/24/78	25	111	0	12
Willis McGahee	Buffalo	10/17/04	26	111	0	31
Franco Harris	Pittsburgh	11/14/76	22	110	1	26
Rocky Bleier	Pittsburgh	11/14/76	20	110	0	13
Eric Dickerson	Indianapolis	12/30/90	20	110	0	16
Corey Dillon	Cincinnati	10/1/00	22	110	0	19
Curtis Martin	N.Y. Jets	10/3/04	24	110	1	13
Thomas Jones	N.Y. Jets	9/23/07	25	110	0	12
Jim Nance	Boston	11/30/69	17	109	0	23
Stump Mitchell	St. Louis	9/30/84	20	109	2	19
* Terry Allen	Baltimore	1/13/02	25	109	1	13
Joe Cribbs	Buffalo	12/27/82	19	108	1	62t
Curtis Martin	N.Y. Jets	10/4/98	36	108	1	15
Larry Johnson	Kansas City	12/21/08	12	108	1	33
Denard Robinson	Jacksonville	10/26/14	18	108	0	41
Freeman McNeil	N.Y. Jets	11/10/85	26	107	0	13
Eric Dickerson	Indianapolis	12/17/89	21	107	2	17
* Edgerrin James	Indianapolis	12/30/00	21	107	0	34
Marshawn Lynch	Buffalo	12/9/07	23	107	0	11
Lydell Mitchell	Baltimore	11/23/75	26	106	1	32t
Sam Cunningham	New England	9/19/76	21	106	0	15
Eddie George	Tennessee	9/7/97	23	106	1	13t
Raymont Harris	Chicago	10/27/97	25	106	1	9
Franco Harris	Pittsburgh	12/3/73	15	105	1	21t
Marcus Allen	L.A. Raiders	9/19/83	22	105	0	15
* Craig James	New England	1/12/86	22	105	0	21
Willis McGahee	Baltimore	10/19/08	19	105	1	17
Fred Jackson	Buffalo Bills	12/22/13	18	105	1	14
Chris Johnson	N.Y. Jets	12/1/14	17	105	0	47
Lydell Mitchell	Baltimore	12/9/73	35	104	0	9
John Stephens	New England	11/6/88	25	104	1	13t
Rod Bernstine	San Diego	12/15/91	13	104	3	63t
Willis McGahee	Baltimore	12/16/07	29	104	0	19
Chris Johnson	Tennessee	12/20/09	24	104	0	14
Sammy Winder	Denver	9/29/85	20	103	2	19
Brad Baxter	N.Y. Jets	11/1/92	20	103	0	28
Jamal Anderson	Atlanta	12/27/98	18	103	1	36t
Emmitt Smith	Dallas	11/25/99	31	103	0	28
Garrison Hearst	San Francisco	12/16/01	26	103	0	23
Ben Tate	Houston	9/18/11	23	103	0	16
Thomas Jones	N.Y. Jets	11/1/09	27	102	0	11
Eric Dickerson	L.A. Rams	10/30/83	14	101	1	40
Duce Staley	Pittsburgh	9/26/04	22	101	0	38
Thomas Jones	N.Y. Jets	9/7/08	22	101	1	14
* Wendell Hayes	Kansas City	12/25/71	22	100	0	22
Mark van Eeghen	New England	12/12/82	22	100	0	11
Chris Brown	Tennessee	9/11/04	16	100	0	52
* Playoff game	** Super Bowl					

THE LAST TIME

(regular season)

KICKOFF RETURNED FOR A TOUCHDOWN

By Dolphins – Marcus Thigpen at Buffalo (96 yards), 11/15/12

By Opponents – C.J. Spiller at Buffalo (102 yards), 9/14/14

PUNT RETURNED FOR A TOUCHDOWN

By Dolphins – Marcus Thigpen at Houston (72 yards), 9/9/12

By Opponents – Leodis McKelvin of Buffalo (79 yards), 11/15/12

INTERCEPTED PASS RETURNED FOR A TOUCHDOWN

By Dolphins – Brent Grimes at Jacksonville (22 yards), 10/26/14

By Opponents – Troy Polamula at Pittsburgh (19 yards), 12/8/13

FUMBLE RETURNED FOR A TOUCHDOWN

By Dolphins – Cortland Finnegan at Oakland in London (50 yards), 9/28/14

By Opponents – Chinedum Ndukwe of Cincinnati (54 yards), 12/30/07

BLOCKED FIELD GOAL RETURNED FOR A TOUCHDOWN

By Dolphins – Curtis Johnson vs. Green Bay (47 yards), 12/19/71

By Opponents – Kyle Arrington at New England (62 yards), 12/14/14

BLOCKED PUNT RETURNED FOR A TOUCHDOWN

By Dolphins – Olivier Vernon at N.Y. Jets (in endzone), 10/28/12

By Opponents – Chris Burkett at N.Y. Jets (11 yards), 9/29/91

SAFETY SCORED

By Dolphins – Terrence Fede vs. Minnesota (blocked a Jeff Locke Punt out of the endzone), 12/21/14

By Opponents – Lavonte David at Tampa Bay (tackled Daniel Thomas in endzone), 11/11/13

SHUTOUT

By Dolphins – at Miami 37, San Diego 0, 11/2/14

By Opponents – at Buffalo 19, Miami 0, 12/22/13

200 YARDS RUSHING

By Dolphins – Reggie Bush at Buffalo (203 yards), 12/18/11

By Opponents – Rueben Mayes at New Orleans (203 yards), 12/7/86

100 YARDS RUSHING

By Dolphins – Lamar Miller vs. N.Y. Jets (178 yards), 12/28/14

By Opponents – Chris Johnson at N.Y. Jets at Buffalo (105 yards), 12/1/14

100 YARDS RUSHING IN A HALF

By Dolphins – Lamar Miller vs. N.Y. Jets (127 yards in second half), 12/28/14

By Opponents – C.J. Anderson at Denver (114 yards in second half), 11/23/14

TWO 100-YARD RUSHERS

By Dolphins – Mercury Morris (125 yards) and Don Nottingham (102 yards) at Green Bay, 10/5/75

By Opponents – Fred Jackson (115 yards) and Marshawn Lynch (107 yards) at Buffalo, 12/9/07

FOUR TOUCHDOWNS RUSHING

By Dolphins – Ronnie Brown at New England, 9/21/08

By Opponents – Earl Campbell at Houston, 11/20/78

THREE TOUCHDOWNS RUSHING

By Dolphins – Ricky Williams vs. New Orleans, 10/25/09

By Opponents – Daunte Culpepper of Oakland, 9/30/07

TWO TOUCHDOWNS RUSHING

By Dolphins – Lamar Miller at Oakland in London, 9/28/14

By Opponents – Matt Asiata of Minnesota, 12/21/14

100 YARDS RUSHING AND RECEIVING

By Dolphins – None

By Opponents – Thurman Thomas at Buffalo (165 rushing yards and 103 receiving yards), 9/1/91

500 YARDS PASSING

By Dolphins – Dan Marino vs. N.Y. Jets (521 yards), 10/23/88

By Opponents – Tom Brady of New England (517 yards), 9/12/11

400 YARDS PASSING

By Dolphins – Ryan Tannehill at Arizona (431 yards), 9/30/12

By Opponents – Drew Brees at New Orleans (413 yards), 9/30/13

300 YARDS PASSING

By Dolphins – Ryan Tannehill vs. Minnesota (396 yards), 12/21/14

By Opponents – Geno Smith of N.Y. Jets (358 yards), 12/28/14

SIX TOUCHDOWN PASSES

By Dolphins – Dan Marino at N.Y. Jets, 9/21/86

By Opponents – Tom Brady of New England, 10/21/07

FIVE TOUCHDOWN PASSES

By Dolphins – Dan Marino vs. New England, 9/4/94

By Opponents – Tom Brady of New England (6 TDs), 10/21/07

FOUR TOUCHDOWN PASSES

By Dolphins – Ryan Tannehill vs. Minnesota, 12/21/14

By Opponents – Peyton Manning at Denver, 11/23/14

THREE TOUCHDOWN PASSES

By Dolphins – Ryan Tannehill vs. Minnesota (4 TDs), 12/21/14

By Opponents – Geno Smith of N.Y. Jets, 12/28/14

200 YARDS RECEIVING

By Dolphins – Brian Hartline at Arizona (245 yards), 9/30/12

By Opponents – Eric Decker of N.Y. Jets (221 yards), 12/28/14

100 YARDS RECEIVING

By Dolphins – Charles Clay (114 yards) vs. Minnesota, 12/21/14

By Opponents – Eric Decker of N.Y. Jets (221 yards), 12/28/14

100 YARDS RECEIVING IN A HALF

By Dolphins – Mike Wallace vs. Carolina (110 in the first half), 11/24/13

By Opponents – Eric Decker of N.Y. Jets (169 yards in second half), 12/28/14

TWO 100-YARD RECEIVERS

By Dolphins – Mike Wallace (115 yards) and Charles Clay (109 yards) at Indianapolis, 9/15/13

By Opponents – Calvin Johnson (113 yards) and Golden Tate (109 yards) at Detroit, 11/9/14

FOUR TOUCHDOWN RECEPTIONS

By Dolphins – Mark Ingram at N.Y. Jets, 11/27/94

By Opponents – Irving Fryar at Philadelphia, 10/20/96

THREE TOUCHDOWN RECEPTIONS

By Dolphins – Chris Chambers at Dallas, 11/27/03

By Opponents – Demaryius Thomas at Denver, 11/23/14

TWO TOUCHDOWN RECEPTIONS

By Dolphins – Mike Wallace vs. Minnesota, 12/21/14

By Opponents – Demaryius Thomas at Denver (3 TDs), 11/23/14

FIVE FIELD GOALS

By Dolphins – Dan Carpenter at Cincinnati, 10/31/10

By Opponents – Dan Carpenter at Buffalo, 9/14/14

FOUR FIELD GOALS

By Dolphins – Caleb Sturgis vs. New England, 9/7/14

By Opponents – Dan Carpenter at Buffalo (5 FGs), 9/14/14

THREE FIELD GOALS

By Dolphins – Caleb Sturgis at N.Y. Jets, 12/1/14

By Opponents – Nick Folk of N.Y. Jets, 12/28/14

FOUR INTERCEPTIONS

By Dolphins – Dick Anderson vs. Pittsburgh, 12/3/73

By Opponents – None

THREE INTERCEPTIONS

By Dolphins – Sam Madison vs. Tennessee, 11/7/99

By Opponents – Nate Clements of Buffalo, 10/20/02

TWO INTERCEPTIONS

By Dolphins – Brent Grimes vs. San Diego, 11/2/14

By Opponents – Dee Millner of N.Y. Jets, 12/29/13

FOUR SACKS

By Dolphins – Cameron Wake at Arizona (4.5 sacks), 9/30/12

By Opponents – None

THREE SACKS

By Dolphins – Olivier Vernon at N.Y. Jets, 12/1/13

By Opponents – Elvis Dumervil at Denver (3.5 sacks), 12/7/14

TWO SACKS

By Dolphins – Cameron Wake vs. Minnesota, 12/21/14

By Opponents – David Harris of N.Y. Jets (2.5 sacks), 12/28/14

BLOCKED FIELD GOAL

By Dolphins – Earl Mitchell at Detroit (Matt Prater 42-yd attempt), 11/9/14

By Opponents – Jamie Collins at New England (C. Sturgis 41-yd attempt), 12/14/14

BLOCKED POINT AFTER TOUCHDOWN ATTEMPT

By Dolphins – Jeff Cross at San Francisco (Mike Cofer), 12/6/92

By Opponents – Donald Penn of Tampa Bay (Dan Carpenter), 11/15/09

BLOCKED PUNT

By Dolphins – Terrence Fede vs. Minnesota (Jeff Locke), 12/21/14

By Opponents – Boobie Dixon at Buffalo (Brandon Fields), 9/14/14

MISSED POINT AFTER TOUCHDOWN ATTEMPT**By Dolphins** – Dan Carpenter vs. Tampa Bay, 11/15/09**By Opponents** – John Carney of New Orleans, 10/25/09**TWO POINT CONVERSION****By Dolphins** – Daniel Thomas run at Denver, 11/23/14**By Opponents** – Matt Asiata run vs. Minnesota, 12/21/14**SUCCESSFUL ONSIDE KICK****By Dolphins** – Jason Trusnik recovered Dan Carpenter kick at N.Y. Jets, 10/28/12**By Opponents** – George Wilson of Buffalo recovered Dave Rayner kick at Buffalo, 12/18/11

YEAR-BY-YEAR LEADERS

RUSHING

YEAR	PLAYER	G	NO.	YDS.	AVG.	LG	TD
1966	Joe Auer	14	121	416	3.4	41	4
1967	Abner Haynes	10	56	274	4.9	65t	2
1968	+ Jim Kiick	14	165	621	3.8	25	4
1969	Jim Kiick	14	180	575	3.2	27	9
1970	Larry Csonka	14	193	874	4.5	53	6
1971	Larry Csonka	14	195	1051	5.4	28	7
1972	Larry Csonka	14	213	1117	5.2	45	6
1973	Larry Csonka	14	219	1003	4.6	25	5
1974	Larry Csonka	12	197	749	3.8	24	9
1975	Mercury Morris	14	219	875	4.0	49	4
1976	Benny Malone	14	186	797	4.3	31	4
1977	Benny Malone	14	129	615	4.8	66t	5
1978	Delvin Williams	16	272	1258	4.6	58t	8
1979	Larry Csonka	16	220	837	3.8	22	12
1980	Delvin Williams	15	187	671	3.6	65	2
1981	Tony Nathan	13	147	782	5.3	46	5
1982	Andra Franklin	9	177	701	4.0	25t	7
1983	Andra Franklin	15	224	746	3.3	18	8
1984	Woody Bennett	16	144	606	4.2	23	7
1985	Tony Nathan	16	143	667	4.7	22	5
1986	Lorenzo Hampton	16	189	830	4.5	54t	9
1987	+ Troy Stradford	12	145	619	4.3	51	6
1988	Lorenzo Hampton	16	117	414	3.5	33	9
1989	+ Sammie Smith	13	200	659	3.3	25	6
1990	Sammie Smith	16	226	831	3.7	33	8
1991	Mark Higgs	14	231	905	3.9	24	4
1992	Mark Higgs	16	256	915	3.6	23	7
1993	Mark Higgs	16	186	693	3.7	31	3
1994	Bernie Parmalee	15	216	868	4.0	47t	6
1995	Bernie Parmalee	16	236	878	3.7	40	9
1996	+ Karim Abdul-Jabbar	16	307	1116	3.6	29	11
1997	Karim Abdul-Jabbar	16	283	892	3.2	22	15
1998	Karim Abdul-Jabbar	15	270	960	3.6	45	6
1999	+ J.J. Johnson	13	164	558	3.4	34	4
2000	Lamar Smith	15	309	1139	3.7	68t	14
2001	Lamar Smith	16	313	968	3.1	25	6
2002	# Ricky Williams	16	383	1853	4.8	63t	16
2003	Ricky Williams	16	392	1372	3.5	45	9
2004	Sammy Morris	13	132	523	4.0	35t	6
2005	+ Ronnie Brown	15	207	907	4.4	65t	4
2006	Ronnie Brown	13	241	1008	4.2	47	5
2007	Ronnie Brown	7	119	602	5.1	60	4
2008	Ronnie Brown	16	214	916	4.3	62t	10
2009	Ricky Williams	16	241	1121	4.7	68t	11
2010	Ronnie Brown	16	200	734	3.7	51	5
2011	Reggie Bush	15	216	1086	5.0	76t	7
2012	Reggie Bush	16	227	986	4.3	65t	6
2013	Lamar Miller	15	177	709	4.0	49	2
2014	Lamar Miller	16	216	1099	5.1	97t	8

RECEIVING

YEAR	PLAYER	G	NO.	YDS.	AVG.	LG	TD
1966	Dave Kocourek	14	27	320	11.9	43	2
1967	+ Jack Clancy	14	67	868	13.0	44	2
1968	Karl Noonan	14	58	760	13.1	50	11
1969	Larry Seiple	13	41	577	14.1	41t	5
1970	Jim Kiick (RB)	14	42	497	11.8	47	0
1971	Paul Warfield	14	43	996	23.2	86t	11
1972	Paul Warfield	12	29	606	20.9	47	3
1973	Marlin Briscoe	14	30	447	14.9	53	2
1974	Nat Moore	13	37	605	16.4	48	2
1975	Nat Moore	14	40	705	17.6	79t	4
1976	Nat Moore	9	33	625	18.9	67t	4
1977	Nat Moore	14	52	765	14.7	73t	12
1978	Nat Moore	16	48	645	13.5	47	10
1979	Nat Moore	16	48	840	17.5	53	6
1980	Tony Nathan (RB)	16	57	588	10.3	61	5
1981	Duriel Harris	15	53	911	17.2	55	2
1982	Tom Vigorito (RB)	9	24	186	7.8	26	0
1983	Tony Nathan (RB)	16	52	461	8.9	25	1
1984	Mark Clayton	15	73	1389	19.0	65t	18
1985	Tony Nathan (RB)	16	72	651	9.0	73	1
1986	Mark Duper	16	67	1313	19.6	85t	11
1987	+ Troy Stradford (RB)	12	48	457	9.5	34	1
1988	Mark Clayton	16	86	1129	13.1	45t	14
1989	Mark Clayton	15	64	1011	15.8	78t	9
1990	Mark Duper	16	52	810	15.6	69t	5
1991	Mark Duper	16	70	1085	15.5	43t	5
	Mark Clayton	16	70	1053	15.0	43t	12
1992	Bobby Humphrey (RB)	16	54	507	9.4	26	1
1993	+ Terry Kirby (RB)	16	75	874	11.7	47	3
1994	Irving Fryar	16	73	1270	17.4	54t	7
1995	Terry Kirby (RB)	16	66	618	9.4	46	3
1996	O.J. McDuffie	16	74	918	12.4	36	8
1997	O.J. McDuffie	16	76	943	12.4	55	1
1998	# O.J. McDuffie	16	90	1050	11.7	61t	7
1999	Tony Martin	16	67	1037	15.5	69t	5
2000	Oronde Gadsden	16	56	786	14.0	61	6
2001	James McKnight	16	55	684	12.4	40	3
	Oronde Gadsden	14	55	674	12.3	61	3
2002	Chris Chambers	15	52	734	14.1	59t	3
2003	Chris Chambers	16	64	963	15.0	57t	11
2004	Randy McMichael (TE)	16	73	791	10.8	42t	4
2005	Chris Chambers	16	82	1118	13.6	77t	11
2006	Wes Welker	16	67	687	10.3	38	1
2007	Marty Booker	15	50	556	11.1	26	1
2008	Ted Ginn, Jr.	16	56	790	14.1	64	2
2009	Davone Bess	16	76	758	10.0	34t	2
2010	Brandon Marshall	14	86	1014	11.8	46	3
2011	Brandon Marshall	16	81	1214	15.0	46	6
2012	Brian Hartline	16	74	1083	14.6	80t	1
2013	Brian Hartline	16	76	1016	13.4	50	4
2014	+Jarvis Landry	16	84	758	9.0	25	5

PASSING (minimum 150 attempts)

YEAR	PLAYER	G	ATT.	CMP.	YDS.	PCT.	TD	INT.	RATE
1966	Dick Wood	10	230	83	993	36.1	4	14	30.6
1967	+ Bob Griese	12	331	166	2005	50.2	15	18	61.6
1968	Bob Griese	13	355	186	2473	52.4	21	16	75.7
1969	Bob Griese	9	252	121	1695	48.0	10	16	56.9
1970	Bob Griese	14	245	142	2019	58.0	12	17	72.1
1971	Bob Griese	14	263	145	2089	55.1	19	9	90.9
1972	Earl Morrall	14	150	83	1360	55.3	11	7	91.0
1973	Bob Griese	13	218	116	1422	53.2	17	8	84.3
1974	Bob Griese	13	253	152	1968	60.1	16	15	80.9
1975	Bob Griese	10	191	118	1693	61.8	14	13	86.6
1976	Bob Griese	13	272	162	2097	59.6	11	12	78.9
1977	Bob Griese	14	307	180	2252	58.6	22	13	87.7

YEAR	PLAYER	G	ATT.	CMP.	YDS.	PCT.	TD	INT.	RATE
1978	Bob Griese	11	235	148	1791	63.0	11	11	82.4
1979	Bob Griese	14	310	176	2160	56.8	14	16	72.0
1980	+ David Woodley	13	327	176	1850	53.8	14	17	63.1
1981	David Woodley	15	366	191	2470	52.2	12	13	69.8
1982	David Woodley	9	179	98	1080	54.7	5	8	63.5
1983	+ Dan Marino	11	296	173	2210	58.4	20	6	96.0
1984	# Dan Marino	16	564	362	5084	64.2	48	17	108.9
1985	# Dan Marino	16	567	336	4137	59.3	30	21	84.1
1986	# Dan Marino	16	623	378	4746	60.7	44	23	92.5
1987	Dan Marino	12	444	263	3245	59.2	26	13	89.2
1988	# Dan Marino	16	606	354	4434	58.4	28	23	80.8
1989	Dan Marino	16	550	308	3997	56.0	24	22	76.9
1990	Dan Marino	16	531	306	3563	57.6	21	11	82.6
1991	Dan Marino	16	549	318	3970	57.9	25	13	85.8
1992	# Dan Marino	16	554	330	4116	59.6	24	16	85.1
1993	Scott Mitchell	13	233	133	1773	57.1	12	8	84.2
1994	Dan Marino	16	615	385	4453	62.6	30	17	89.2
1995	Dan Marino	14	482	309	3668	64.1	24	15	90.8
1996	Dan Marino	13	373	221	2795	59.2	17	9	87.8
1997	Dan Marino	16	548	319	3780	58.2	16	11	80.7
1998	Dan Marino	16	537	310	3497	57.7	23	15	80.0
1999	Dan Marino	11	369	204	2448	55.3	12	17	67.4
2000	Jay Fiedler	15	357	204	2402	57.1	14	14	74.5
2001	Jay Fiedler	16	450	273	3290	60.7	20	19	80.3
2002	Jay Fiedler	11	292	179	2024	61.3	14	9	85.2
2003	Jay Fiedler	12	314	179	2138	57.0	11	13	72.4
2004	A.J. Feeley	11	356	191	1893	53.7	11	15	61.7
2005	Gus Frerotte	16	494	257	2996	52.0	18	13	71.9
2006	Joey Harrington	11	388	223	2236	57.5	12	15	68.2
2007	Cleo Lemon	9	309	173	1773	56.0	6	6	71.0
2008	Chad Pennington	16	476	321	3653	67.4	19	7	97.4
2009	Chad Henne	14	451	274	2878	60.8	12	14	75.2
2010	Chad Henne	15	490	301	3301	61.4	15	19	75.4
2011	Matt Moore	13	347	210	2497	60.5	16	9	87.1
2012	+ Ryan Tannehill	16	484	282	3294	58.3	12	13	76.1
2013	Ryan Tannehill	16	588	355	3913	60.4	24	17	81.7
2014	Ryan Tannehill	16	590	392	4045	66.4	27	12	92.8

PUNT RETURNS

YEAR	PLAYER	NO.	YDS.	AVG.	LG	TD
1966	Joe Auer	5	99	19.8	56	0
1967	Abner Haynes	6	37	6.2	20	0
1968	Bob Neff	8	71	8.9	20	0
1969	+ Mercury Morris	25	172	6.9	38	0
1970	+ Jake Scott	27	290	10.7	77t	1
1971	Jake Scott	33	318	9.6	31	0
1972	Charlie Leigh	22	210	9.5	27	0
1973	Jake Scott	22	266	12.1	33	0
1974	Jake Scott	31	346	11.2	30	0
1975	+ Freddie Solomon	26	320	12.3	50t	1
1976	Freddie Solomon	13	205	15.8	79t	1
1977	Freddie Solomon	32	285	8.9	39	0
1978	+ Jimmy Cefalo	28	232	8.3	26	0
1979	+ Tony Nathan	28	306	10.9	86t	1
1980	Tony Nathan	23	178	7.7	30	0
1981	Tom Vigorito	36	379	10.5	87t	1
1982	Tom Vigorito	20	192	9.6	59t	1
1983	+ Mark Clayton	41	392	9.6	60t	1
1984	Fulton Walker	21	169	8.0	33	0
1985	Tom Vigorito	22	197	9.0	21	0
1986	Craig Ellis	24	149	6.2	17	0
1987	+ Scott Schwedes	24	203	8.5	31	0
1988	Scott Schwedes	24	230	9.6	36	0
1989	Scott Schwedes	18	210	11.7	70t	1
1990	Tony Martin	26	140	5.4	35	0
1991	+ Scott Miller	28	248	8.9	32	0
1992	Scott Miller	24	175	7.3	19	0

YEAR	PLAYER	NO.	YDS.	AVG.	LG	TD
1993	+ O.J. McDuffie	28	317	11.3	72t	2
1994	O.J. McDuffie	32	228	7.1	26	0
1995	O.J. McDuffie	24	163	6.8	24	0
1996	O.J. McDuffie	22	212	9.6	19	0
1997	Charles Jordan	26	273	10.5	38	0
1998	Terrell Buckley	29	354	12.2	35	0
1999	Nate Jacquet	28	351	12.5	45	0
2000	Jeff Ogden	19	323	17.0	81t	1
2001	Jeff Ogden	32	377	11.8	48	0
2002	Dedric Ward	16	169	10.6	34	0
2003	Sam Simmons	8	100	12.5	32	0
2004	Wes Welker	43	464	10.8	71	0
2005	Wes Welker	43	390	9.1	47	0
2006	Wes Welker	41	378	9.2	47	0
2007	+ Ted Ginn, Jr.	24	230	9.6	87t	1
2008	+ Davone Bess	21	231	11.0	27	0
2009	Davone Bess	28	209	7.5	22	0
2010	Davone Bess	25	284	11.4	47	0
2011	Davone Bess	37	442	11.9	25	0
2012	Marcus Thigpen	26	316	12.2	72t	1
2013	Marcus Thigpen	34	264	7.8	34	0
2014	+ Jarvis Landry	25	204	8.2	32	0

KICKOFF RETURNS

YEAR	PLAYER	NO.	YDS.	AVG.	LG	TD
1966	Joe Auer	28	698	24.9	95t	1
1967	Bob Neff	15	351	23.4	69	0
1968	Gene Milton	18	408	22.7	74	0
1969	+ Mercury Morris	43	1136	26.4	105t	1
1970	Mercury Morris	28	812	29.0	96t	1
1971	Mercury Morris	15	423	28.2	94t	1
1972	Mercury Morris	14	334	23.9	33	0
1973	Charlie Leigh	9	251	27.9	51	0
1974	+ Nat Moore	22	587	26.7	40	0
1975	+ Freddie Solomon	17	348	20.5	31	0
1976	#+ Duriel Harris	17	559	32.9	69	0
1977	Gary Davis	14	414	29.6	73	0
1978	Duriel Harris	29	657	22.7	53	0
1979	+ Tony Nathan	45	1016	22.6	43	0
1980	Don Bessillieu	40	890	22.3	87	0
1981	+ Fulton Walker	38	932	24.5	90t	1
1982	Fulton Walker	20	433	21.7	32	0
1983	# Fulton Walker	36	962	26.7	78	0
1984	Fulton Walker	29	617	21.3	41	0
1985	+ Lorenzo Hampton	45	1020	22.7	46	0
1986	Craig Ellis	25	541	21.6	41	0
1987	Lorenzo Hampton	16	304	19.0	32	0
1988	Joe Cribbs	41	863	21.0	44	0
1989	Marc Logan	24	613	25.5	97t	1
1990	Marc Logan	20	367	18.4	35	0
1991	+ Aaron Craver	32	615	19.2	49	0
1992	Mike Williams	19	328	17.3	28	0
1993	+ O.J. McDuffie	32	755	23.6	48	0
1994	O.J. McDuffie	36	767	21.3	46	0
1995	O.J. McDuffie	23	564	24.5	47	0
1996	Irving Spikes	28	681	24.3	59	0
1997	Irving Spikes	24	565	23.5	48	0
1998	+ John Avery	43	1085	25.2	55	0
1999	Brock Marion	62	1524	24.6	93	0
2000	Autry Denson	20	495	24.8	56	0
2001	+ Chris Chambers	36	811	22.5	47	0
2002	Travis Minor	46	1071	23.3	66	0
2003	Travis Minor	34	727	21.4	49	0
2004	Wes Welker	57	1313	23.0	95t	1
2005	Wes Welker	61	1379	22.6	46	0
2006	Wes Welker	48	1064	22.2	46	0
2007	+ Ted Ginn, Jr.	63	1433	22.7	52	0
2008	Ted Ginn, Jr.	32	657	20.5	41	0

YEAR	PLAYER	NO.	YDS.	AVG.	LG	TD
2009	Ted Ginn, Jr.	52	1296	24.9	101t	2
2010	+ Nolan Carroll	27	655	24.3	46	0
2011	+ Clyde Gates	34	843	24.8	77	0
2012	Marcus Thigpen	38	1040	27.4	96t	1
2013	Marcus Thigpen	39	878	22.5	50	0
2014	+ Jarvis Landry	34	954	28.1	74	0

INTERCEPTIONS

YEAR	PLAYER	NO.	YDS.	AVG.	LONG	TD
1966	Willie West	8	62	7.8	27	0
1967	Dick Westmoreland	10	127	12.7	29	1
1968	+ Dick Anderson	8	230	28.8	96t	1
1969	+ Lloyd Mumphord	5	102	20.4	51	0
1970	Dick Anderson	8	191	23.9	86	0
1971	Jake Scott	7	34	4.9	21	0
1972	Jake Scott	5	73	14.6	31	0
1973	Dick Anderson	8	163	20.4	38t	2
1974	Jake Scott	8	75	9.4	30	0
1975	Jake Scott	6	60	10.0	38	0
1976	(four players)	(two interceptions)				
1977	Curtis Johnson	4	35	8.8	19	0
1978	Tim Foley	6	12	2.0	8	0
1979	Neal Colzie	5	86	17.2	56	0
	Gerald Small	5	74	14.8	40	0
1980	Gerald Small	7	46	6.6	22	0
1981	Glenn Blackwood	4	124	31.0	39	0
1982	Don McNeal	4	42	10.5	23	1
1983	William Judson	6	60	10.0	29	0
1984	Glenn Blackwood	6	169	28.2	50	0
1985	Glenn Blackwood	6	36	6.0	17	0
1986	(four players)	(two interceptions)				
1987	Paul Lankford	3	44	14.7	44	0
	Glenn Blackwood	3	17	5.7	17	0
1988	+ Jarvis Williams	4	62	15.5	23	0
	William Judson	4	57	14.3	52	0
1989	+ Louis Oliver	4	32	8.0	23	0
1990	Louis Oliver	5	87	17.4	35	0
	Jarvis Williams	5	82	16.4	42t	1
1991	Louis Oliver	5	80	16.0	37	0
1992	Louis Oliver	5	200	40.0	103t	1
1993	J.B. Brown	5	43	8.6	29	0
1994	Troy Vincent	5	113	22.6	58t	1
1995	Troy Vincent	5	95	19.0	69t	1
1996	Terrell Buckley	6	164	27.3	91t	1
1997	Terrell Buckley	4	26	6.5	12	0
1998	Terrell Buckley	8	157	19.6	61	1
	Sam Madison	8	114	14.3	35	0
1999	Sam Madison	7	164	23.4	42	1
2000	Brian Walker	7	80	11.4	31	0
2001	Brock Marion	5	227	45.4	100t	2
2002	Patrick Surtain	6	79	13.2	40t	1
2003	Patrick Surtain	7	59	8.4	32	0
2004	Arturo Freeman	4	59	14.8	47	0
	Sammy Knight	4	32	8.0	32	0
	Patrick Surtain	4	2	0.5	2	0
2005	Lance Schulters	4	78	19.5	37	0
2006	Jason Taylor	2	71	35.5	51t	2
	Renaldo Hill	2	33	16.5	21	0
2007	Jason Allen	3	15	5.0	13	0
2008	Andre' Goodman	5	53	10.6	55	0
2009	+ Vontae Davis	4	64	16.0	26	1
2010	Jason Allen	3	17	5.7	17	0
2011	Vontae Davis	4	60	15.0	28	0
2012	Reshad Jones	4	28	7.0	15	0
2013	Brent Grimes	4	102	25.5	94t	1
	Dimitri Patterson	4	7	1.8	3	0
2014	Brent Grimes	5	80	16.0	32	1

SCORING*

YEAR	PLAYER	TDs	RUN	REC.	PATs	FGs	PTS.
1966	Joe Auer	9	5	4	0-0	0-0	54
	Gene Mingo	0	0	0	23-23	10-22	53
1967	Booth Lusteg	0	0	0	18-18	7-12	39
	Jack Harper	4	1	3	0-0	0-0	24
1968	Karl Noonan	11	0	11	0-0	0-0	66
	+ Jim Keyes	0	0	0	30-30	7-16	51
1969	Karl Kremser	0	0	0	26-27	13-22	65
	Jim Kiick	10	9	1	0-0	0-0	60
1970	Garó Yepremian	0	0	0	31-31	22-29	97
1971	# Garó Yepremian	0	0	0	33-33	28-40	117
	Paul Warfield	11	0	11	0-0	0-0	66
1972	Garó Yepremian	0	0	0	43-45	24-37	115
	Mercury Morris	12	12	0	0-0	0-0	72
1973	Garó Yepremian	0	0	0	38-38	25-37	113
	Paul Warfield	11	0	11	0-0	0-0	66
1974	Garó Yepremian	0	0	0	43-43	8-15	67
	Larry Csonka	9	9	0	0-0	0-0	54
1975	Garó Yepremian	0	0	0	40-46	13-16	79
	Don Nottingham	12	12	0	0-0	0-0	72
1976	Garó Yepremian	0	0	0	29-31	16-23	77
1977	Nat Moore	13	1	12	0-0	0-0	78
	Garó Yepremian	0	0	0	37-41	10-22	67
1978	Garó Yepremian	0	0	0	41-45	19-23	98
	Nat Moore	10	0	10	0-0	0-0	60
1979	+ Uwe von Schamann	0	0	0	36-40	21-29	99
	Larry Csonka	13	12	1	0-0	0-0	78
1980	Uwe von Schamann	0	0	0	32-32	14-23	74
	Nat Moore	7	0	7	0-0	0-0	42
1981	Uwe von Schamann	0	0	0	37-38	24-31	109
1982	Uwe von Schamann	0	0	0	21-22	15-20	66
	Andra Franklin	7	7	0	0-0	0-0	42
1983	Uwe von Schamann	0	0	0	45-48	18-27	99
	Mark Duper	10	0	10	0-0	0-0	60
1984	Mark Clayton	18	0	18	0-0	0-0	108
	Uwe von Schamann	0	0	0	66-70	9-19	93
1985	+ Fuad Reveiz	0	0	0	50-52	22-27	116
	+ Ron Davenport	13	11	2	0-0	0-0	78
1986	Fuad Reveiz	0	0	0	52-55	14-22	94
	Lorenzo Hampton	12	9	3	0-0	0-0	72
1987	Fuad Reveiz	0	0	0	28-30	9-11	55
	Mark Duper	8	0	8	0-0	0-0	48
1988	Mark Clayton	14	0	14	0-0	0-0	84
	Fuad Reveiz	0	0	0	31-32	8-12	55
1989	+ Pete Stoyanovich	0	0	0	38-39	19-26	95
	Mark Clayton	9	0	9	0-0	0-0	54
1990	Pete Stoyanovich	0	0	0	37-37	21-25	100
	Sammie Smith	9	8	1	0-0	0-0	54
1991	Pete Stoyanovich	0	0	0	28-29	31-37	121
	Mark Clayton	12	0	12	0-0	0-0	72
1992	# Pete Stoyanovich	0	0	0	34-36	30-37	124
1993	Pete Stoyanovich	0	0	0	37-37	24-32	109
1994	Pete Stoyanovich	0	0	0	35-35	24-31	107
	Irving Fryar	7	0	7	0-0	0-0	46
1995	Pete Stoyanovich	0	0	0	37-37	27-34	118
	Bernie Parmalee	10	9	1	0-0	0-0	80
1996	Joe Nedney	0	0	0	35-36	18-29	89
	+ Karim Abdul-Jabbar	11	11	0	0-0	0-0	66
1997	Olindo Mare	0	0	0	33-33	28-36	117
	Karim Abdul-Jabbar	16	15	1	0-0	0-0	96
1998	Olindo Mare	0	0	0	33-34	22-27	99
	Oronde Gadsden	7	0	7	0-0	0-0	42
	O.J. McDuffie	7	0	7	0-0	0-0	42
1999	Olindo Mare	0	0	0	27-27	39-46	144
	Oronde Gadsden	6	0	6	0-0	0-0	36
2000	Olindo Mare	0	0	0	33-34	28-31	117
	Lamar Smith	16	14	2	0-0	0-0	96

YEAR	PLAYER	TDs	RUN	REC.	PATs	FGs	PTS.
2001	Olindo Mare	0	0	0	39-40	19-21	96
	Lamar Smith	8	6	2	0-0	0-0	48
2002	Olindo Mare	0	0	0	42-43	24-31	114
	Ricky Williams	17	16	1	0-0	0-0	102
2003	Olindo Mare	0	0	0	33-34	22-29	99
	Chris Chambers	11	0	11	0-0	0-0	66
2004	Olindo Mare	0	0	0	18-18	12-16	54
	Chris Chambers	7	0	7	0-0	0-0	44#
2005	Olindo Mare	0	0	0	33-33	25-30	108
	Chris Chambers	11	0	11	0-0	0-0	66
2006	Olindo Mare	0	0	0	22-22	26-36	100
	Marty Booker	6	0	6	0-0	0-0	44##
2007	Jay Feely	0	0	0	26-26	21-23	89
	Ronnie Brown	5	4	1	0-0	0-0	32#
2008	+ Dan Carpenter	0	0	0	40-40	21-25	103
	Ronnie Brown	10	10	0	0-0	0-0	60
2009	Dan Carpenter	0	0	0	37-38	25-28	112
	Ricky Williams	13	11	2	0-0	0-0	80#
2010	Dan Carpenter	0	0	0	25-25	30-41	115
	Davone Bess	0	0	5	0-0	0-0	30
	Ronnie Brown	0	5	0	0-0	0-0	30
2011	Dan Carpenter	0	0	0	26-26	29-34	113
	Reggie Bush	7	6	1	0-0	0-0	42
2012	Dan Carpenter	0	0	0	26-26	22-27	92
	Reggie Bush	8	6	2	0-0	0-0	48
2013	Caleb Sturgis	0	0	0	33-33	26-34	111
	Charles Clay	7	1	6	0-0	0-0	42
2014	Caleb Sturgis	0	0	0	41-41	29-37	128
	Mike Wallace	10	0	10	0-0	0-0	60

* In years where only one player is listed, several players were tied for second with same point total

includes two-point conversion

TACKLES

YEAR	PLAYER	G	SOLO	ASST.	TOTAL
1966	Willie West	14	95	23	118
1967	Wahoo McDaniel	14	69	49	118
1968	Frank Emanuel	14	82	37	119
1969	Nick Buoniconti	13	79	35	114
1970	Nick Buoniconti	14	96	49	145
1971	Nick Buoniconti	14	86	40	126
1972	Nick Buoniconti	14	72	74	146
1973	Nick Buoniconti	13	91	71	162
1974	Bob Matheson	14	71	32	103
1975	+ Steve Towle	12	90	74	164
1976	Steve Towle	13	131	86	217
1977	Steve Towle	16	75	63	138
1978	Rusty Chambers	16	85	66	151
1979	Rusty Chambers	16	80	98	178
1980	Bob Baumhower	16	88	47	135
1981	Earnie Rhone	16	120	51	171
1982	Earnie Rhone	9	62	20	82
1983	Bob Brudzinski	16	73	31	104
1984	Mark Brown	16	59	18	77
1985	Mark Brown	15	78	18	96
1986	+ John Offerdahl	15	109	26	135
1987	Jackie Shipp	12	63	16	79
1988	John Offerdahl	16	99	18	117
1989	Barry Krauss	16	100	19	119
1990	John Offerdahl	16	98	18	116
1991	Louis Oliver	16	73	15	88
1992	Bryan Cox	16	84	43	127
1993	Bryan Cox	16	87	35	122
1994	Bryan Cox	16	106	41	147
1995	Bryan Cox	16	104	38	142
1996	+ Zach Thomas	16	131	49	180
1997	Zach Thomas	15	107	42	149

YEAR	PLAYER	G	SOLO	ASST.	TOTAL
1998	Zach Thomas	16	124	36	160
1999	Zach Thomas	16	117	50	167
2000	Brock Marion	16	85	24	109
2001	Zach Thomas	15	112	68	180
2002	Zach Thomas	16	124	71	195
2003	Zach Thomas	15	113	71	184
2004	Zach Thomas	13	95	73	168
2005	Zach Thomas	14	112	54	166
2006	Zach Thomas	16	103	62	165
2007	Channing Crowder	11	61	17	78
2008	Yeremiah Bell	16	100	20	120
2009	Yeremiah Bell	16	92	22	114
2010	Yeremiah Bell	16	83	18	101
2011	Yeremiah Bell	16	81	26	107
2012	Karlos Dansby	16	100	33	133
2013	Philip Wheeler	16	83	35	118
2014	Jelani Jenkins	15	81	27	108

SACKS

1968: Mel Branch, 11.0; **1969:** Bill Stanfill, 8.0; **1970:** Bill Stanfill, 6.0; **1971:** Manny Fernandez, 8.0; **1972:** Vern Den Herder, 10.5; **1973:** Bill Stanfill, 18.5; **1974:** Bill Stanfill, 10.0; **1975:** Vern Den Herder, 11.0; **1976:** Don Reese and Bill Stanfill, 4.0; **1977:** +A.J. Duhe, 7.0; **1978:** Vern Den Herder, 11.0; **1979:** Vern Den Herder, 9.0; **1980:** Kim Bokamper and A.J. Duhe, 5.5; **1981:** Bob Baumhower, 9.0; **1982:** Bob Brudzinski, 4.5; **1983:** Doug Betters, 16.0; **1984:** Doug Betters, 14.0; **1985:** Mike Charles, 7.0; **1986:** Mark Brown, 5.0 (47 yards); **1987:** T.J. Turner, 4.0 (34 yards); **1988:** T.J. Turner, 5.0 (22 yards); **1989:** Jeff Cross, 10.0 (94 yards); **1990:** Jeff Cross, 11.5 (95.5 yards); **1991:** Jeff Cross 7.0 (60 yards); **1992:** Bryan Cox 14.0 (115 yards); **1993:** Jeff Cross 10.5 (62 yards); **1994:** Jeff Cross 9.5 (58.5 yards); **1995:** Bryan Cox 7.5 (46 yards); **1996:** Trace Armstrong 12.0 (81.5 yards); **1997:** Trace Armstrong 5.5 (45 yards); **1998:** Trace Armstrong 10.5 (63 yards); **1999:** Rich Owens 8.5 (61 yards); **2000:** Trace Armstrong 16.5 (96.5 yards); **2001:** Jason Taylor 8.5 (44.5 yards); **2002:** #-Jason Taylor 18.5 (162.5 yards); **2003:** Adewale Ogunleye 15.0 (71 yards); **2004:** Jason Taylor 9.5 (62.5 yards); **2005:** Jason Taylor 12.0 (80 yards); **2006:** Jason Taylor 13.5 (74 yards); **2007:** Jason Taylor 11.0 (63 yards); **2008:** Joey Porter 17.0 (96 yards); **2009:** Joey Porter 9.0 (46.5 yards); **2010:** Cameron Wake 14.0 (89.5 yards); **2011:** Cameron Wake 8.5 (47.5 yards); **2012:** Cameron Wake 15.0 (92 yards); **2013:** Olivier Vernon 11.5 (65 yards); **2014:** Cameron Wake 11.5 (59.5 yards).

+ Rookie

- League Leader

DOLPHINS OFFENSE YEAR-BY-YEAR

YEAR	PLAYS	FIRST DOWNS	RUSH YARDS	PASS YARDS	TOTAL YARDS	NFL RANK* T-R-P	TOTAL POINTS
1966	884	200	1410	2048	3458	22-21-19	213
1967	847	212	1323	2336	3659	17-18-17	219
1968	892	247	1704	2402	4106	12-15-11	276
1969	878	224	1513	2077	3590	23-23-21	233
1970	827	228	2082	1957	4039	11-3-20	297
1971	804	232	2429	1983	4412	5-1-19	315
1972	893	291	2960	2076	5036	1-1-16	385
1973	776	215	2521	1582	4103	9-3-1	343
1974	884	272	2191	2084	4275	11-4-16	327
1975	896	266	2500	2009	4509	11-4-20	357
1976	874	267	2118	2268	4386	13-13-10	263
1977	866	267	2366	1961	4327	10-5-16	313
1978	954	270	2366	2469	4835	13-11-15	372
1979	1006	297	2187	2763	4950	16-17-14	341
1980	1015	284	1876	2688	4564	26-17-24	266
1981	1063	306	2173	3149	5322	16-10-16	345
1982	582	165	1344	1314	2658	19-3-27	198
1983	1033	314	2150	3045	5195	16-13-19	389
1984	1070	387	1918	5018	6936	1-16-1	513
1985	1039	361	1729	4114	5843	6-18-2	428
1986	1011	351	1545	4779	6324	2-25-1	430
1987	1005	331	1662	3876	5538	4-23-1	362

YEAR	PLAYS	FIRST DOWNS	RUSH YARDS	PASS YARDS	TOTAL YARDS	NFL RANK* T-R-P	TOTAL POINTS
1988	963	321	1205	4516	5721	5-28-1	319
1989	1011	311	1330	4216	5546	7-27-3	331
1990	975	303	1535	3512	5047	14-22-5	336
1991	970	312	1352	3889	5241	7-25-3	343
1992	998	316	1525	3975	5500	5-24-2	340
1993	1030	309	1459	4353	5812	2-25-1	349
1994	1078	344	1658	4420	6078	1-13-2	389
1995	1034	345	1506	4210	5716	8-21-4	398
1996	1000	293	1622	3543	5165	14-19-11	339
1997	1028	311	1343	3792	5135	11-29-2	339
1998	1028	269	1535	3395	4930	16-24-10	321
1999	1071	287	1453	3485	4938	20-22-13t	326
2000	945	251	1894	2567	4461	26-14-27	323
2001	953	263	1664	3157	4821	21-23-19	344
2002	1010	318	2502	2890	5392	15- 2-26	378
2003	968	266	1817	2792	4609	24-17-26	311
2004	1022	267	1339	3065	4404	29-31-21	275
2005	1026	274	1898	3300	5198	16-14-12	318
2006	1034	281	1673	3287	4960	20-22-13	260
2007	989	283	1569	3031	4600	28-23-24	267
2008	965	308	1897	3632	5529	12-11-10	345
2009	1088	333	2231	3170	5401	14- 4-20	360
2010	1040	300	1643	3527	5170	21-21-16	273
2011	990	287	1987	3091	5078	22-11-23	329
2012	981	288	1802	3182	4984	27-17-26	288
2013	1001	278	1440	3567	5007	27-26-20	317
2014	1040	361	1872	3729	5601	14-12-17	388

*1966-69 are AFL-NFL combined rankings

DOLPHINS DEFENSE YEAR-BY-YEAR

YEAR	PLAYS	FIRST DOWNS	RUSH YARDS	PASS YARDS	TOTAL YARDS	NFL RANK* T-R-P	TOTAL POINTS
1966	857	237	1510	3101	4611	19-7-22	362
1967	843	269	2145	2835	4980	22-25-17	407
1968	808	240	2172	2712	4884	23-22-20	355
1969	851	206	1489	2637	4126	10-9-16	332
1970	808	226	1453	2551	4004	14-7-22	228
1971	800	214	1661	2000	3661	5-8-6	174
1972	770	186	1548	1749	3297	1-3-5	171
1973	878	195	1991	1290	3281	3-12-1	150
1974	807	208	1624	2182	3806	8-7-16	216
1975	858	224	1768	2021	3789	6-5-6	222
1976	892	268	2411	2670	5081	26-22-28	264
1977	901	227	1749	2233	3982	16-6-24	197
1978	1021	298	2261	2908	5169	23-16-26	254
1979	938	238	1702	2737	4439	4-2-12	257
1980	1062	309	2018	3206	5224	14-15-15	305
1981	1039	296	2032	3331	5363	15-14-19	275
1982	548	147	1285	1027	2312	1-24-1	131
1983	992	288	2037	3002	5139	7-13-8	250
1984	1051	314	2155	3265	5420	19-22-14	298
1985	1033	314	2256	3511	5767	23-23-22	320
1986	1058	337	2493	3557	6050	26t-27-22	405
1987	1013	314	2198	3247	5445	26-25-21	335
1988	1072	359	2506	3275	5781	26-26-14	380
1989	1045	337	2153	3543	5696	24-25-18	379
1990	968	268	1831	2716	4547	7-16-3	242
1991	1019	327	2301	3105	5406	25-27-12	349
1992	976	273	1600	2983	4583	10t-6-14	281
1993	1061	332	1665	3485	5150	20-14-21	351
1994	1000	305	1430	3794	5224	19-6-25	327

YEAR	PLAYS	FIRST DOWNS	RUSH YARDS	PASS YARDS	TOTAL YARDS	NFL RANK* T-R-P	TOTAL POINTS
1995	1000	309	1675	3569	5244	16-12-19	332
1996	987	306	1536	3655	5191	18-13-22	325
1997	1004	299	1813	3551	5364	26-17-25	327
1998	944	257	1511	2924	4435	3-6-6	265
1999	936	252	1476	2928	4404	5-8-5	336
2000	995	289	1736	2900	4636	6-14-5	226
2001	957	283	1779	2829	4608	5-17-1	290
2002	974	285	1554	3102	4656	3-5t-8	301
2003	1014	283	1452	3335	4787	10-5-19	251
2004	1009	281	2302	2592	4894	8-31-2	354
2005	1078	319	1771	3307	5078	18-17-20	317
2006	1005	267	1618	3007	4625	4-8-5	283
2007	983	318	2456	3019	5475	23-32-4	437
2008	979	296	1620	3644	5264	15-10-25	317
2009	968	297	1835	3754	5589	22-18-24	390
2010	988	264	1601	3348	4949	6-7-8	333
2011	1043	310	1530	3992	5522	15-3-25	313
2012	1073	320	1734	3974	5708	21-13-27	317
2013	1106	327	1998	3752	5750	21-24-16	335
2014	1029	309	1937	3557	5494	12-24-6	373

*1966-69 are AFL-NFL combined rankings

DOLPHINS IN OVERTIME

LOCATION	W	L	T	WON TOSS	LOST TOSS
HOME*	10	11	1	12	10
ROAD*	6	12	0	8	10
TOTALS	16	23	1	20	20

* Home record includes 1-1 mark in playoffs; Road record includes 1-0 mark in playoffs

When they have won the toss, the Dolphins are 11-9 (7-5 home, 4-4 road).

When they have lost the toss, the Dolphins are 5-14-1 (3-6-1 home, 2-8 road).

***Dec. 25, 1971 – Miami 27, at Kansas City 24 (2 OT):** Chiefs win toss. Jan Stenerud has 42-yard FG attempt blocked by Nick Buoniconti of Dolphins. Teams trade punts. Garo Yepremian misses FG try from 52 yards. K.C. QB Len Dawson is intercepted by Jake Scott and teams trade punts. Yepremian kicks a 37-yard FG at 7:40 of the second overtime.

Dec. 14, 1975 – at Baltimore 10, Miami 7: Dolphins win toss. Miami is forced to punt. Colts drive from their own 4 to the Miami 14. Toni Linhart kicks 31-yard FG at 12:44.

Oct. 17, 1976 – Kansas City 20, at Miami 17: Chiefs win toss. Kansas City punts and Miami drives to 20-yard line of Chiefs. Norm Bulaich fumbles into end zone and K.C. recovers for touchback. Chiefs drive to Miami 17 and Jan Stenerud kicks 34-yard FG at 14:48.

Nov. 18, 1979 – at Cleveland 30, Miami 24: Browns win toss. Brian Sipe throws 39-yard TD pass to Reggie Rucker at 1:59.

Nov. 20, 1980 – San Diego 27, at Miami 24: Chargers win toss. San Diego is forced to punt, but Woodrow Lowe intercepts David Woodley at the Miami 40 and returns it to the 12 of the Dolphins. Rolf Benirschke kicks 28-yard FG for Chargers at 7:14.

Dec. 8, 1980 – at Miami 16, New England 13: Dolphins win toss. Miami drives from its own 13 to the 5 of New England with the big play being a 54-yard pass to Duriel Harris from David Woodley. Uwe von Schamann kicks 23-yard FG at 3:20.

Oct. 4, 1981 – at Miami 28, N.Y. Jets 28 (tie): Jets win toss. Teams trade punts twice. Pat Leahy of Jets misses 48-yard FG attempt near end of OT period.

Nov. 8, 1981 – Miami 30, at New England 27: Dolphins win toss. Miami punts, but Bob Brudzinski intercepts Steve Grogan at New England 45 and returns it to 26 of the Pats. Thirteen yards is tacked on for unnecessary roughness on tackle of Brudzinski, before Uwe von Schamann kicks 30-yard FG at 7:09.

***Jan. 2, 1981 – San Diego 41, at Miami 38:** Chargers win toss. Rolf Benirschke misses 27-yard FG for San Diego and Uwe von Schamann of Miami has 34-yard FG blocked by Leroy Jones of Chargers. Benirschke kicks 29-yard FG at 13:52.

Oct. 9, 1983 – Buffalo 38, at Miami 35: Dolphins win toss. Uwe von Schamann misses FGs of 52 and 43 yards for Miami. Joe Danelo kicks 36-yard FG at 13:58.

Nov. 18, 1984 – at San Diego 34, Miami 28: Chargers win toss. Buford McGee runs for 25-yard TD at 3:17.

Sept. 21, 1986 – at N.Y. Jets 51, Miami 45: Jets win toss. Ken O'Brien throws a 43-yard TD pass to Wesley Walker at 2:35.

Dec. 14, 1986 – Miami 37, at L.A. Rams 31: Dolphins win toss. Dan Marino throws a 20-yard TD pass to Mark Duper at 3:04.

Oct. 18, 1987 – at N.Y. Jets 37, Miami 31: Jets win toss. Both teams exchange punts, then interceptions before Jets take over on another Dolphin interception. Pat Ryan passes eight yards to Eddie Hunter at 14:26.

Oct. 25, 1987 – Buffalo 34, at Miami 31: Bills win toss. Scott Norwood kicks 27-yard FG at 4:12.

Oct. 8, 1989 – at Miami 13, Cleveland 10: Browns win toss. Cleveland drives to Miami 26-yard line, but Matt Bahr misses 44-yard FG. Miami drives 55 yards and Pete Stoyanovich kicks 35-yard FG at 6:28.

Dec. 9, 1990 – at Miami 23, Philadelphia 20: Eagles win toss. Both teams exchange punts, then Eagles' Jeff Feagles boots 23-yard punt. Miami drives 35 yards and Pete Stoyanovich kicks 39-yard FG at 12:32.

Nov. 24, 1991 – Miami 16, at Chicago 13: Dolphins win toss. Pete Stoyanovich kicks 27-yard FG at 4:11.

Dec. 22, 1991 – N.Y. Jets 23, at Miami 20: Dolphins win toss. Miami is forced to punt. Raul Allegre kicks 30-yard FG at 6:15.

Dec. 27, 1992 – Miami 16, at New England 13: Patriots win toss. New England is forced to punt. Pete Stoyanovich kicks 35-yard FG at 6:43.

Jan. 2, 1994 – at New England 33, Miami 27: Dolphins win toss. Miami is forced to punt. Dolphins intercept pass but are forced to punt. Drew Bledsoe passes 36 yards to Michael Timpson for touchdown at 10:14.

Oct. 16, 1994 – at Miami 20, L.A. Raiders 17: Dolphins win toss. Pete Stoyanovich kicks 29-yard FG at 5:46.

Nov. 20, 1994 – at Pittsburgh 16, Miami 13: Steelers win toss. Pittsburgh stopped on fourth down. Dolphins forced to punt. Gary Anderson kicks 39-yard FG at 10:19.

Oct. 8, 1995 – Indianapolis 27, at Miami 24: Colts win toss. Cary Blanchard kicks 27-yard FG at 4:58.

Sept. 7, 1997 – at Miami 16, Tennessee 13: Dolphins win toss. Olindo Mare kicks 29-yard FG at 12:45.

Oct. 27, 1997 – Chicago 36, at Miami 33: Dolphins win toss. Both teams exchange punts, then Dan Marino is sacked and fumbles on Dolphins 17-yard line. Jeff Jaeger kicks 35-yard FG at 5:35.

Oct. 25, 1998 – at Miami 12, New England 9: Dolphins win toss. Olindo Mare kicks 43-yard FG at 10:24.

Oct. 23, 2000 – at N.Y. Jets 40, Miami 37: Dolphins win toss. Marcus Coleman intercepts Jay Fiedler pass then fumbles and Oronde Gadsden recovers. Coleman intercepts Fiedler again. John Hall kicks 40-yard field goal at 8:13.

***Dec. 30, 2000 – at Miami 23, Indianapolis 17:** Dolphins win toss. Miami forced to punt. Mike Vanderjagt misses 49-yard field goal wide right. Lamar Smith scores on 17-yard touchdown run at 3:34.

Dec. 29, 2002 – at New England 27, Miami 24: Patriots win toss. Adam Vinatieri kicks 35-yard FG at 12:57.

Oct. 19, 2003 – New England 19, at Miami 13: Dolphins win toss. Olindo Mare misses 35-yard FG. Patriots forced to punt. Tyrone Poole intercepts a Jay Fiedler pass on Patriots 18. Tom Brady connects with Troy Brown for an 82-yard TD pass on the following play at 9:15.

Nov. 16, 2003 – at Miami 9, Baltimore 6: Dolphins win toss. Miami forced to punt. Four plays afterward, Zach Thomas recovers a Jamal Lewis fumble at the Ravens 33, leading to an Olindo Mare 43-yard FG at 6:12.

Sept. 9, 2007 – at Washington 16, Miami 13: Redskins win toss. Shaun Suisham kicks 39-yard FG at 9:24.

Dec. 16, 2007 – at Miami 22, Baltimore 16: Ravens win toss. Matt Stover misses 44-yard FG wide left. Three plays later, Cleo Lemon connects with Greg Camarillo for a 64-yard touchdown at 8:14.

Dec. 20, 2009 – at Tennessee 27, Miami 24: Dolphins win toss. Chad Henne throws interception. Rob Bironas kicks 46-yard FG at 11:24.

Oct. 17, 2010 – Miami 23, at Green Bay 20: Dolphins win toss. Miami and Packers forced to punt. Dan Carpenter kicks 44-yard FG at 9:06.

Oct. 23, 2011 – Denver 18, at Miami 15: Dolphins win toss. Miami and Broncos forced to punt. Matt Moore fumbles. Matt Prater kicks 52-yard FG at 7:29.

Sept. 23, 2012 – N.Y. Jets 23, at Miami 20: Jets win toss. Jets forced to punt. Dan Carpenter misses 48-yard FG wide left. Nick Folk kicks 33-yard FG at 6:04.

Sept. 30, 2012 – at Arizona 24, Miami 21: Cardinals win toss. Cardinals forced to punt. Ryan Tannehill throws interception. Jay Feely kicks 46-yard FG at 8:34.

Oct. 31, 2013 – at Miami 22, Cincinnati 20: Dolphins win toss. Teams exchange punts. Brandon Fields punt down on Cincinnati 8. Cameron Wake sacks Andy Dalton in end zone for safety at 6:42.

*Playoff Game

LARGEST COMEBACKS

DOLPHINS

	MARGIN	SCORE/ QUARTER	FINAL SCORE	DATE	OPPONENT
1.	24 points	0-24 (2nd)	34-27	12/15/74	NEW ENGLAND
2.	21 points	0-21 (2nd)	24-23	12/4/05	BUFFALO
3.	18 points	3-21 (2nd)	24-21	1/4/86	CLEVELAND*
	18 points	6-24 (3rd)	28-24	11/27/94	at N.Y. Jets
	18 points	3-21 (2nd)	24-21	11/14/71	PITTSBURGH
6.	17 points	0-17 (3rd)	21-17	11/10/68	at Buffalo
	17 points	3-20 (2nd)	31-23	11/12/89	at N.Y. Jets
	17 points	0-17 (2nd)	28-20	10/29/00	GREEN BAY

NOTE: Miami's largest fourth-quarter comeback was from a 16-point deficit (0-16 to 21-16) against New Orleans on September 28, 1980.

OPPONENTS

	MARGIN	SCORE/ QUARTER	FINAL SCORE	DATE	OPPONENT
1.	23 points	7-30 (4th)	40-37 (OT)	10/23/00	at N.Y. Jets
2.	21 points	0-21 (2nd)	34-31 (OT)	10/25/87	BUFFALO
	21 points	3-24 (3rd)	27-24 (OT)	10/8/95	INDIANAPOLIS
	21 points	3-24 (2nd)	46-34	10/25/09	NEW ORLEANS
5.	18 points	10-28 (2nd)	45-28	10/9/77	at Baltimore
6.	17 points	0-17 (3rd)	21-17	10/14/01	at N.Y. Jets
	17 points	0-17 (3rd)	27-24	12/14/11	ay New England

* Playoff Game

DOLPHINS' 10 LARGEST MARGINS

... OF VICTORY

	MARGIN	SCORE	DATE	OPPONENT
1.	52 points	52-0	11/12/72	NEW ENGLAND
2.	44 points	44-0	11/11/73	BALTIMORE
3.	43 points	43-0	10/19/75	at N.Y. Jets
4.	42 points	42-0	9/10/78	at Baltimore
	42 points	45-3	11/24/86	N.Y. JETS
	42 points	42-0	10/11/87	KANSAS CITY
7.	41 points	55-14	11/24/77	at St. Louis
8.	38 points	45-7	12/20/70	BUFFALO
	38 points	41-3	10/17/71	NEW ENGLAND
	38 points	52-14	9/3/95	N.Y. JETS

... OF DEFEAT

	MARGIN	SCORE	DATE	OPPONENT
1.	55 points	62-7	1/15/00	at Jacksonville*
2.	45 points	48-3	9/28/68	KANSAS CITY
3.	41 points	41-0	10/8/67	at Kansas City
	41 points	41-0	12/14/97	at Indianapolis
5.	35 points	35-0	11/1/70	at Baltimore
	35 points	42-7	10/13/91	at Kansas City
	35 points	38-3	1/9/99	at Denver*
8.	34 points	58-24	9/18/66	at Buffalo
	34 points	44-10	10/2/66	at San Diego
	34 points	34-0	10/12/80	at New England
	34 points	37-3	11/11/12	TENNESSEE

* Playoff Game

DOLPHINS HOME AND AWAY

YEAR	HOME	PCT.	ROAD	PCT.	OVERALL	PCT.
1966	2-5	.286	1-6	.143	3-11	.214
1967	4-3	.571	0-7	.000	4-10	.286
1968	1-5-1	.214	4-3	.571	5-8-1	.393
1969	2-3-1	.417	1-7*	.125	3-10-1	.250
1970	6-1	.857	4-3	.571	10-4	.714
1971	6-1	.857	4-2-1	.643	10-3-1	.750
1972	7-0	1.000	7-0	1.000	14-0	1.000
1973	7-0	1.000	5-2	.714	12-2	.857
1974	7-0	1.000	4-3	.571	11-3	.786
1975	5-2	.714	5-2	.714	10-4	.714
1976	3-4	.429	3-4	.429	6-8	.429
1977	6-1	.857	4-3	.571	10-4	.714
1978	7-1	.875	4-4	.500	11-5	.688
1979	6-2	.750	4-4	.500	10-6	.625
1980	5-3	.625	3-5	.375	8-8	.500
1981	6-1-1	.813	5-3	.625	11-4-1	.719
1982	4-0	1.000	3-2	.600	7-2	.778
1983	7-1	.875	5-3	.625	12-4	.750
1984	7-1	.875	7-1	.875	14-2	.875
1985	8-0	1.000	4-4	.500	12-4	.750
1986	4-4	.500	4-4	.500	8-8	.500
1987	4-3	.571	4-4	.500	8-7	.533
1988	4-4	.500	2-6	.250	6-10	.375
1989	4-4	.500	4-4	.500	8-8	.500
1990	7-1	.875	5-3	.625	12-4	.750
1991	5-3	.625	3-5	.375	8-8	.500
1992	6-2	.750	5-3	.625	11-5	.688
1993	4-4	.500	5-3	.625	9-7	.563
1994	6-2	.750	4-4	.500	10-6	.625
1995	5-3	.625	4-4	.500	9-7	.563
1996	4-4	.500	4-4	.500	8-8	.500
1997	6-2	.750	3-5	.375	9-7	.563
1998	7-1	.875	3-5	.375	10-6	.625
1999	5-3	.625	4-4	.500	9-7	.563
2000	5-3	.625	6-2	.750	11-5	.688
2001	7-1	.875	4-4	.500	11-5	.688
2002	7-1	.875	2-6	.250	9-7	.563
2003	4-4	.500	6-2	.750	10-6	.625
2004	3-5	.375	1-7	.125	4-12	.250
2005	5-3	.625	4-4	.500	9-7	.563
2006	4-4	.500	2-6	.250	6-10	.375
2007	1-7#	.125	0-8	.000	1-15	.063
2008	5-3	.625	6-2	.750	11-5	.688
2009	4-4	.500	3-5	.375	7-9	.438
2010	1-7	.125	6-2	.750	7-9	.438
2011	4-4	.500	2-6	.250	6-10	.375
2012	5-3	.625	2-6	.250	7-9	.438
2013	4-4	.500	4-4	.500	8-8	.500
2014	4-4	.500	4-4@	.500	8-8	.500
TOTALS	240-131-3	.646	183-194-1	.485	423-325-4	.565

* Includes 38-23 loss to Boston at Tampa #Includes 13-10 loss to N.Y. Giants at London, England

@ Includes 38-14 win over Oakland at London, England

DOLPHINS MONTH-BY-MONTH

(Regular Season)

YEAR	SEPTEMBER	OCTOBER	NOVEMBER	DECEMBER	JANUARY	RECORD
1966	0-3	2-2	0-4	1-2	0-0	3-11
1967	1-1	0-4	1-3	2-2	0-0	4-10
1968	0-3	2-1-1	2-2	1-2	0-0	5-8-1
1969	0-3	1-2-1	1-4	1-1	0-0	3-10-1
1970	1-1	3-1	3-2	3-0	0-0	10-4
1971	1-0-1	4-1	4-0	1-2	0-0	10-3-1
1972	2-0	5-0	4-0	3-0	0-0	14-0
1973	2-1	4-0	4-0	2-1	0-0	12-2
1974	2-1	3-1	3-1	3-0	0-0	11-3
1975	1-1	4-0	2-2	3-1	0-0	10-4
1976	2-1	2-3	1-3	1-1	0-0	6-8
1977	2-0	3-2	3-1	2-1	0-0	10-4
1978	2-2	4-1	2-2	3-0	0-0	11-5
1979	4-1	2-2	3-2	1-1	0-0	10-6
1980	3-1	1-3	2-3	2-1	0-0	8-8
1981	4-0	1-2-1	2-2	4-0	0-0	11-4-1
1982	2-0	0-0	1-1	3-1	1-0	7-2
1983	3-1	3-2	3-1	3-0	0-0	12-4
1984	5-0	4-0	3-1	2-1	0-0	14-2
1985	3-1	2-2	3-1	4-0	0-0	12-4
1986	1-3	2-2	3-2	2-1	0-0	8-8
1987	1-1	1-3	3-2	3-1	0-0	8-7
1988	1-3	4-1	0-4	1-2	0-0	6-10
1989	1-2	3-2	3-1	1-3	0-0	8-8
1990	3-1	3-0	3-1	3-2	0-0	12-4
1991	2-3	1-2	3-1	2-2	0-0	8-8
1992	3-0	3-1	2-3	3-1	0-0	11-5
1993	2-1	4-0	3-1	0-4	0-1	9-7
1994	3-1	3-1	2-2	2-2	0-0	10-6
1995	3-0	2-3	1-3	3-1	0-0	9-7
1996	3-1	1-3	2-2	2-2	0-0	8-8
1997	2-2*	3-1	3-2	1-2	0-0	9-7
1998	3-0	2-2	3-2	2-2	0-0	10-6
1999	2-0	4-1	2-2	1-3	0-1	9-7
2000	3-1	3-1	3-1	2-2	0-0	11-5
2001	2-1	2-1	3-1	3-2	1-0	11-5
2002	3-1	2-1	2-2	2-3	0-0	9-7
2003	2-1	3-1	3-2	2-2	0-0	10-6
2004	0-3	1-3	1-3	2-2	0-1	4-12
2005	2-1	1-3	1-3	4-0	1-0	9-7
2006	1-2	0-4	4-0	1-4	0-0	6-10
2007	0-4	0-4	0-3	1-4	0-0	1-15
2008	1-2	2-2	4-1	4-0	0-0	11-5
2009	0-3	2-1	3-2	2-2	0-1	7-9
2010	2-1	2-2	2-2	1-3	0-1	7-9
2011	0-3	0-4	3-1	2-2	1-0	6-10
2012	1-3	3-0	1-3	2-3	0-0	7-9
2013	3-1	1-3	1-2	3-2	0-0	8-8
2014	2-2	2-1	2-2	2-3	0-0	8-8
TOTALS	92-68-1	110-82-3	113-91	104-79	4-5	423-325-4

* Includes August 31, 1997, 16-10 win over Indianapolis.

PRIME TIME DOLPHINS

YEAR	DATE	OPPONENT	SCORE		NETWORK	ATTENDANCE
1970	Mon., Nov. 30	at Atlanta	20-7	W	ABC	53,303
1971	Mon., Nov. 29	CHICAGO	34-3	W	ABC	73,071
1972	Mon., Nov. 27	ST. LOUIS	31-10	W	ABC	78,190
1973	Mon., Oct. 15	at Cleveland	17-9	W	ABC	72,070
1973	Mon., Dec. 3	PITTSBURGH	30-26	W	ABC	68,901
1974	Mon., Oct. 7	N.Y. JETS	21-17	W	ABC	61,527
1974	Mon., Dec. 2	CINCINNATI	24-3	W	ABC	71,962
1975	Mon., Sept. 22	OAKLAND	21-31	L	ABC	78,744
1975	Mon., Dec. 1	NEW ENGLAND	20-7	W	ABC	61,963
1976	Mon., Sept. 13	at Buffalo	30-21	W	ABC	77,683
1976	Mon., Nov. 22	BALTIMORE	16-17	L	ABC	62,104
1977	Mon., Dec. 5	BALTIMORE	17-6	W	ABC	68,977
1978	Mon., Oct. 9	CINCINNATI	21-0	W	ABC	54,729
1978	Mon., Nov. 20	at Houston	30-35	L	ABC	50,290
1978	Mon., Dec. 18	NEW ENGLAND	23-3	W	ABC	72,071
1979	Mon., Oct. 8	at Oakland	3-13	L	ABC	52,419
1979	Mon., Nov. 5	HOUSTON	6-9	L	ABC	70,273
1979	Thur., Nov. 29	NEW ENGLAND	39-24	W	ABC	69,174
1980	Mon., Oct. 27	at N.Y. Jets	14-17	L	ABC	53,046
1980	Thur., Nov. 20	SAN DIEGO	24-27	L (OT)	ABC	63,013
1980	Mon., Dec. 8	NEW ENGLAND	16-13	W (OT)	ABC	63,292
1981	Thur., Sept. 10	PITTSBURGH	30-10	W	ABC	74,190
1981	Mon., Oct. 12	at Buffalo	21-31	L	ABC	78,576
1981	Mon., Nov. 30	PHILADELPHIA	13-10	W	ABC	67,797
1982	Mon., Nov. 29	at Tampa Bay	17-23	L	ABC	54,854
1982	Mon., Dec. 27	BUFFALO	27-10	W	ABC	73,924
1983	Mon., Sept. 19	at L.A. Raiders	14-27	L	ABC	57,796
1983	Mon., Nov. 28	CINCINNATI	38-14	W	ABC	74,506
1983	Fri., Dec. 16	N.Y. JETS	34-14	W	ABC	59,975
1984	Mon., Sept. 17	at Buffalo	21-17	W	ABC	65,455
1984	Mon., Nov. 26	N.Y. JETS	28-17	W	ABC	74,884
1984	Mon., Dec. 17	DALLAS	28-21	W	ABC	74,139
1985	Mon., Oct. 14	at N.Y. Jets	7-23	L	ABC	73,807
1985	Mon., Dec. 2	CHICAGO	38-24	W	ABC	75,594
1985	Mon., Dec. 16	NEW ENGLAND	30-27	W	ABC	69,489
1986	Mon., Nov. 10	at Cleveland	16-26	L	ABC	77,949
1986	Mon., Nov. 24	N.Y. JETS	45-3	W	ABC	70,206
1986	Mon., Dec. 22	NEW ENGLAND	27-34	L	ABC	74,516
1987	Sun., Nov. 22	at Dallas	20-14	W	ESPN	56,519
1987	Mon., Dec. 7	N.Y. JETS	37-28	W	ABC	62,592
1987	Sun., Dec. 20	WASHINGTON	23-21	W	ESPN	65,715
1987	Mon., Dec. 28	NEW ENGLAND	10-24	L	ABC	61,192
1988	Mon., Nov. 14	BUFFALO	6-31	L	ABC	67,091
1988	Sun., Nov. 20	NEW ENGLAND	3-6	L	ESPN	53,526
1988	Mon., Dec. 12	CLEVELAND	38-31	W	ABC	61,884
1989	Sun., Dec. 10	NEW ENGLAND	31-10	W	ESPN	55,918
1990	Thur., Oct. 18	NEW ENGLAND	17-10	W	TNT	62,630
1990	Mon., Nov. 19	L.A. RAIDERS	10-13	L	ABC	70,553
1990	Sun., Dec. 9	PHILADELPHIA	23-20	W (OT)	ESPN	67,034
1991	Sun., Nov. 10	NEW ENGLAND	30-20	W	ESPN	56,065
1991	Mon., Nov. 18	BUFFALO	27-41	L	ABC	71,062
1991	Mon., Dec. 9	CINCINNATI	37-13	W	ABC	60,616
1992	Mon., Sept. 14	at Cleveland	27-23	W	ABC	74,765
1992	Mon., Nov. 16	BUFFALO	20-26	L	ABC	70,629
1992	Mon., Dec. 14	L.A. RAIDERS	20-7	W	ABC	67,098
1992	Sun., Dec. 20	N.Y. JETS	19-17	W	ESPN	68,275
1993	Mon., Oct. 4	WASHINGTON	17-10	W	ABC	68,568
1993	Sun., Oct. 24	INDIANAPOLIS	41-27	W	TNT	57,301
1993	Mon., Dec. 13	PITTSBURGH	20-21	L	ABC	70,232
1993	Mon., Dec. 27	at San Diego	20-45	L	ABC	60,311
1994	Sun., Oct. 2	at Cincinnati	23-7	W	TNT	55,056
1994	Sun., Dec. 4	BUFFALO	31-42	L	ESPN	69,358
1994	Mon., Dec. 12	KANSAS CITY	45-28	W	ABC	71,578
1994	Sun., Dec. 25	DETROIT	27-20	W	ESPN	70,980
1995	Mon., Sept. 18	PITTSBURGH	23-10	W	ABC	72,874

YEAR	DATE	OPPONENT	SCORE		NETWORK	ATTENDANCE
1995	Sun., Nov. 5	at San Diego	24-14	W	ESPN	61,996
1995	Mon., Nov. 20	SAN FRANCISCO	20-44	L	ABC	73,080
1995	Mon., Dec. 11	KANSAS CITY	13-6	W	ABC	70,321
1996	Sun., Sept. 8	at Arizona	38-10	W	TNT	55,444
1996	Mon., Sept. 23	at Indianapolis	6-10	L	ABC	60,891
1996	Mon., Nov. 25	PITTSBURGH	17-24	L	ABC	73,489
1996	Mon., Dec. 16	BUFFALO	16-14	W	ABC	67,016
1997	Sun., Sept. 21	at Tampa Bay	21-31	L	TNT	73,314
1997	Mon., Oct. 27	CHICAGO*	33-36	L (OT)	ABC	73,156
1997	Mon., Nov. 17	BUFFALO	30-13	W	ABC	74,155
1997	Sun., Dec. 7	DETROIT	33-30	W	ESPN	72,266
1997	Mon., Dec. 22	NEW ENGLAND	12-14	L	ABC	74,379
1998	Mon., Oct. 12	at Jacksonville	21-28	L	ABC	74,051
1998	Mon., Nov. 23	at New England	23-26	L	ABC	58,729
1998	Sun., Dec. 13	N.Y. JETS	16-21	L	ESPN	74,369
1998	Mon., Dec. 21	DENVER	31-21	W	ABC	74,363
1999	Mon., Sept. 13	at Denver	38-21	W	ABC	75,623
1999	Mon., Oct. 4	BUFFALO	18-23	L	ABC	74,073
1999	Sun., Nov. 7	TENNESSEE	17-0	W	ESPN	74,109
1999	Mon., Dec. 27	N.Y. JETS	31-38	L	ABC	74,230
2000	Sun., Sept. 17	BALTIMORE	19-6	W	ESPN	73,464
2000	Mon., Oct. 23	at N.Y. Jets	37-40	L (OT)	ABC	78,389
2001	Sun., Sept. 9	at Tennessee	31-23	W	ESPN	68,798
2001	Mon., Dec. 10	INDIANAPOLIS	41-6	W	ABC	73,858
2002	Sun., Oct. 13	at Denver	24-22	W	ESPN	75,941
2002	Mon., Nov. 4	at Green Bay	10-24	L	ABC	63,284
2002	Sun., Nov. 10	at N.Y. Jets	10-13	L	ESPN	78,920
2002	Mon., Dec. 9	CHICAGO	27-9	W	ABC	73,609
2003	Sun., Sept. 21	BUFFALO	17-7	W	ESPN	73,458
2003	Mon., Oct. 27	at San Diego*	26-10	W	ABC	73,014
2003	Sun., Nov. 23	WASHINGTON	24-23	W	ESPN	73,578
2003	Mon., Dec. 15	PHILADELPHIA	27-34	L	ABC	73,780
2004	Sun., Sept. 19	at Cincinnati	13-16	L	ESPN	65,705
2004	Sun., Sept. 26	PITTSBURGH®	3-13	L	CBS	72,225
2004	Mon., Nov. 1	at N.Y. Jets	14-41	L	ABC	78,216
2004	Mon., Dec. 20	NEW ENGLAND	29-28	W	ABC	73,629
2004	Sun., Dec. 26	CLEVELAND	10-7	W	ESPN	73,169
2005	Fri., Oct. 21	KANSAS CITY®	20-30	L	CBS	68,350
2006	Thur., Sept. 7	at Pittsburgh	17-28	L	NBC	64,927
2006	Mon., Dec. 25	N.Y. JETS	10-13	L	ESPN	73,500
2007	Mon., Nov. 26	at Pittsburgh	0-3	L	ESPN	57,704
2009	Mon., Sept. 21	INDIANAPOLIS	23-27	L	ESPN	66,227
2009	Mon., Oct. 12	N.Y. JETS	31-27	W	ESPN	69,767
2009	Thur., Nov. 19	at Carolina	24-17	W	NFLN	73,475
2010	Sun., Sept. 26	N.Y. JETS	23-31	L	NBC	70,481
2010	Mon., Oct. 4	NEW ENGLAND	14-41	L	ESPN	69,090
2010	Thur., Nov. 18	CHICAGO	0-16	L	NFLN	68,752
2011	Mon., Sept. 12	NEW ENGLAND	24-38	L	ESPN	66,860
2011	Mon., Oct. 17	at N.Y. Jets	6-24	L	ESPN	78,912
2012	Thurs., Nov. 11	at Buffalo	14-19	L	NFLN	69,118
2013	Mon., Sept. 30	at New Orleans	17-38	L	ESPN	73,118
2013	Thur., Oct. 31	CINCINNATI	22-20	W (OT)	NFLN	52,388
2013	Mon. Nov. 11	at Tampa Bay	19-22	L	ESPN	64,448
2014	Thurs., Nov. 13	BUFFALO	22-9	W	NFLN	51,573
2014	Mon., Dec. 1	at N.Y. Jets	16-13	W	ESPN	78,160

TOTALS: 41-40 Monday Night (33-21 home, 8-19 road); 26-13 Other (19-8 home, 7-5 road)

* Game originally scheduled for Sun., Oct. 26 postponed to Mon., Oct. 27 due to Game 7 of World Series

Game played at Sun Devil Stadium in Tempe, Ariz. due to California wildfires

@ Game originally scheduled to start at 1:00 p.m. but moved back to 8:30 p.m. because of Hurricane Jeanne.

% Game originally scheduled for Sunday, October 23 at 1:00 p.m. but moved up to Friday, October 21 at 7:00 p.m. because of the impending arrival of Hurricane Wilma.

DOLPHINS' 10 LARGEST CROWDS

1966-96 = actual attendance

1997-2014 = paid attendance

HOME (Sun Life Stadium, 1987-14)[#]

ATTENDANCE	DATE	OPPONENT	RESULT
1. 75,283	10/27/96	Dallas	10-29 L
2. 74,379	12/22/97	New England	12-14 L
3. 74,369	12/13/98	N.Y. Jets	16-21 L
4. 74,363	12/21/98	Denver	31-21 W
5. 74,320	11/19/00	N.Y. Jets	3-20 L
6. 74,307	12/10/00	Tampa Bay	13-16 L
7. 74,295	11/21/99	New England	27-17 W
8. 74,259	11/18/01	N.Y. Jets	0-24 L
9. 74,240	1/4/09	#Baltimore	9-27 L
10. 74,230	12/27/99	N.Y. Jets	31-38 L

HOME (Orange Bowl, 1966-86)

ATTENDANCE	DATE	OPPONENT	RESULT
1. 78,939	1/2/72	#Baltimore	21-0 W
2. 78,914	11/19/72	N.Y. Jets	28-24 W
3. 78,744	9/22/75	Oakland	21-31 L
4. 78,196	12/24/72	#Cleveland	20-14 W
5. 77,596	10/15/72	San Diego	24-10 W
6. 76,801	11/27/72	St. Louis	31-10 W
7. 76,696	12/16/72	Baltimore	16-0 W
8. 76,029	1/6/85	#Pittsburgh	45-28 W
9. 75,770	12/23/73	#Cincinnati	34-16 W
10. 75,594	12/2/85	Chicago	38-24 W

ROAD

ATTENDANCE	DATE	OPPONENT	RESULT
1. 103,667	1/30/83	*Washington (at Pasadena)	17-27 L
2. 90,163	9/9/07	Washington	13-16 (OT) L
3. 87,418	11/24/11	Dallas	19-20 L
4. 85,462	1/14/73	*Washington (at L.A.)	14-7 W
5. 84,059	1/20/85	*San Francisco (at Stanford)	16-38 L
6. 83,436	9/28/14	Oakland (at London, Eng.)	38-14 W
7. 80,591	1/16/72	*Dallas (at New Orleans)	3-24 L
8. 80,374	11/18/79	Cleveland	24-30 L
9. 80,368	10/4/92	Buffalo	37-10 W
10. 80,252	9/1/91	Buffalo	31-35 L

Playoff Game *Super Bowl

^{**} 81,176 saw the Dolphins and Giants play on October 28, 2007 at London's Wembley Stadium, which was designated as a Dolphins home game

BROTHERLY LOVE

In 2006, Renaldo Hill and Ray Hill became the third set of brothers to play for the Dolphins. Ray played with the team from 1998-2000 while Renaldo was a member of the Dolphins from 2006-08. The first set of brothers to play for the Dolphins were the Blackwoods, which included Glenn (1979-87) and Lyle (1981-86), both of whom played safety. In 2003, fullback Obafemi Ayanbadejo and linebacker Brendon Ayanbadejo, each of whom were in their first seasons with the Dolphins, became the second set of brothers to play for the team in franchise history.

The Dolphins also have had two sets of brothers serve on the team's coaching staff. The first set of brothers to have coached with the Dolphins was the Shulas, which included David (1982-88) and his younger brother, Mike (1991-92, 2000-02). In addition, Judd Garrett was an offensive quality control coach with the club from 2000-05, while his brother, Jason, was the team's quarterbacks coach from 2005-06.

ATTENDANCE

7 home, 7 away from 1966-1977; 8 home, 8 away from 1979-1981, 1983-86, 1988-14; 4 home, 5 away in 1982; 7 home, 8 away in 1987

TICKETS DISTRIBUTED, REGULAR SEASON

YEAR	HOME TOTAL	HOME AVERAGE	ROAD TOTAL	ROAD AVERAGE	TICKETS DIST.
1966	183,934	26,276	243,276	34,754	427,210
1967	202,874	28,982	256,029	36,576	458,903
1968	216,734	30,962	252,271	36,039	469,005
1969	242,815	34,687	280,957	40,137	523,772
1970	440,141	62,877	348,918	49,845	789,059
1971	482,879	68,982	413,194	59,028	896,073
1972	557,881	79,697	421,503	60,215	979,384
1973	551,270	78,753	474,477	67,782	1,025,747
1974	537,418	76,774	409,643	58,520	947,061
1975	487,758	69,680	424,325	60,618	912,083
1976	400,109	57,158	431,595	61,656	831,704
1977	370,282	52,898	405,979	57,997	776,261
1978	488,068	61,009	434,188	54,274	922,256
1979	498,080	62,260	498,262	62,283	996,342
1980	423,500	52,938	463,890	57,986	887,390
1981	515,103	64,388	468,204	58,526	983,307
1982	247,173	61,975	235,044	47,008	482,217
1983	527,358	65,920	490,497	61,312	1,017,855
1984	542,722	67,840	488,166	61,021	1,030,888
1985	560,447	70,055	514,831	64,354	1,075,278
1986	538,683	67,335	556,232	69,529	1,094,915
1987	476,610	68,087	451,943	56,493	928,553
1988	535,851	66,981	533,744	66,178	1,069,595
1989	492,455	61,557	504,448	63,056	996,903
1990	532,931	66,616	528,665	66,083	1,057,287
1991	507,935	63,492	527,132	65,892	1,035,067
1992	543,995	67,999	539,319	67,415	1,083,314
1993	570,676	71,335	540,515	67,564	1,111,191
1994	593,480	74,185	517,482	64,685	1,110,962
1995	601,954	75,244	528,517	65,940	1,130,471
1996	600,849	75,106	514,408	64,301	1,115,257

ACTUAL, REGULAR SEASON

YEAR	HOME TOTAL	HOME AVERAGE	ROAD TOTAL	ROAD AVERAGE	ALL ACTUAL
1966	177,349	25,336	237,423	33,918	414,772
1967	189,815	27,116	238,289	34,041	428,104
1968	208,987	29,856	237,849	33,978	446,836
1969	226,348	32,335	264,191	37,742	490,539
1970	413,422	59,060	334,422	47,774	747,844
1971	464,658	66,380	403,174	57,596	867,832
1972	544,162	77,737	414,056	59,151	880,058
1973	442,482	63,212	437,554	62,508	880,036
1974	457,768	65,395	397,324	56,761	855,092
1975	453,353	64,765	401,731	57,390	855,084
1976	358,817	51,260	418,727	59,818	777,544
1977	339,698	48,528	383,253	54,750	722,951
1978	465,251	58,156	421,856	52,732	887,107
1979	455,137	56,892	475,116	59,390	930,253
1980	384,829	48,104	439,024	54,878	823,853
1981	489,292	61,161	459,962	57,495	949,254
1982	239,346	59,837	205,948	43,390	445,294
1983	487,939	60,992	451,995	56,499	939,934
1984	524,874	65,609	471,050	58,883	995,924
1985	542,228	67,812	491,990	61,499	1,034,218
1986	467,288	58,411	529,603	66,200	996,891
1987	394,672	56,382	392,118	49,015	786,790
1988	469,276	58,660	470,243	58,780	939,519
1989	447,663	55,958	481,003	60,125	928,666
1990	510,359	63,794	508,113	63,514	1,018,472
1991	476,858	59,607	496,006	62,001	972,864

YEAR	HOME TOTAL	HOME AVERAGE	ROAD TOTAL	ROAD AVERAGE	ALL ACTUAL
1992	512,576	64,072	505,503	63,188	1,018,079
1993	537,920	67,240	519,542	64,943	1,057,462
1994	558,057	69,757	506,381	63,298	1,064,438
1995	560,917	70,115	501,583	62,698	1,062,500
1996	545,918	68,240	476,379	59,547	1,022,297

PAID, REGULAR SEASON

YEAR	HOME TOTAL	HOME AVERAGE	ROAD TOTAL	ROAD AVERAGE	PAID TOTAL
1997	574,811	71,851	522,208	65,276	1,097,019
1998	581,784	72,723	546,530	68,316	1,128,314
1999	592,161	74,020	547,485	68,436	1,139,646
2000	589,909	73,738	528,974	66,121	1,118,883
2001	588,127	73,515	531,480	66,435	1,119,607
2002	585,523	73,190	558,981	69,872	1,144,504
2003	587,787	73,473	570,449	71,306	1,158,236
2004	580,808	72,601	563,061	70,382	1,143,869
2005	575,256	71,907	532,541	66,567	1,107,797
2006	585,973	73,246	533,282	66,660	1,119,255
2007	577,835*	72,229	577,126	72,140	1,154,961
2008	523,919	65,489	544,046	68,005	1,067,965
2009	540,342	67,543	554,353	69,294	1,094,695
2010	541,959	67,745	534,090	66,761	1,076,049
2011	487,089	60,886	577,292	72,162	1,064,381
2012	459,033	57,375	546,084	68,261	1,005,117
2013	514,553	64,319	526,992	65,874	1,041,545
2014	560,280	70,035	568,518**	71,065	1,128,748

*Includes figure of 81,176 for game on October 28, 2007 against N.Y. Giants at London's Wembley Stadium that was designated as a home game.

**Includes figure of 83,436 for game on September 28, 2014 against Oakland at London's Wembley Stadium that was designated as a road game.

SEASON TICKETS, PRESEASON

YEAR	SEASON TICKETS	PRESEASON HOME	PRESEASON ROAD	PRESEASON TOTAL
1966	12,503	1- 36,366	3- 55,154	4- 91,520
1967	13,050	2- 86,693	3- 39,414	5-126,107
1968	14,924	3-145,257	2- 27,003	5-172,260
1969	17,478	3-140,514	3- 67,759	6-208,273
1970	26,161	4-246,176	2- 46,008	6-292,184
1971	44,834	4-237,753	2- 92,344	6-330,097
1972	69,303	3-222,821	3-161,100	6-383,921
1973	74,961	4-313,411	2-104,550	6-417,961
1974	67,322	3-193,442	3-157,681	6-351,123
1975	49,026	4-213,186	2-107,190	6-320,376
1976	44,494	2-102,338	4-227,598	6-329,936
1977	34,838	2- 81,517	4-218,777	6-300,294
1978	41,456	2- 97,461	*3-142,278	5-239,739
1979	41,140	2- 94,095	2-118,327	4-212,422
1980	38,385	2- 83,331	2-115,230	4-198,561
1981	37,574	2- 82,792	2-102,272	4-185,064
1982	39,208	2- 91,938	2-115,581	4-207,519
1983	42,039	1- 38,735	3-160,308	4-199,043
1984	43,187	1- 46,705	3-147,125	4-193,830
1985	46,435	2- 78,686	2- 78,501	4-157,187
1986	50,729	2- 96,581	2-104,500	4-201,081
1987	63,096	2-129,687	2-113,016	4-242,703
1988	53,839	2-101,065	±3-152,384	5-253,449
1989	44,869	2- 92,833	2-108,150	4-200,983
1990	45,570	2- 89,586	2-108,853	4-198,439
1991	47,148	2- 94,038	#3-175,064	5-269,102
1992	43,846	2- 92,939	±3-183,934	5-276,873
1993	47,996	2- 93,129	2-111,181	4-204,310
1994	48,809	2- 98,466	3-161,412	5-259,878
1995	53,606	2-100,301	2-101,174	4-201,475
1996	60,808	2-106,739	2- 90,898	4-197,637
1997	55,373	2-115,182	@3-198,742	5-313,924

YEAR	SEASON TICKETS	PRESEASON HOME	PRESEASON ROAD	PRESEASON TOTAL
1998	56,002	2-121,099	2-117,457	4-238,556
1999	60,042	2-121,038	2-124,347	4-245,385
2000	58,113	2-118,990	2- 92,826	4-211,816
2001	57,803	2-118,990	\$3-147,591	5-266,581
2002	56,115	2-114,043	2-134,440	4-248,483
2003	59,066	2-121,354	2-118,228	4-239,582
2004	58,544	2-140,090	2-129,892	4-269,982
2005	53,422	2-139,508	%3-141,400	5-280,908
2006	61,121	2-139,982	2-136,617	4-276,599
2007	54,646	2-137,059	2-139,143	4-276,202
2008	46,131	2-124,276	2-133,935	4-258,211
2009	49,415	2-117,275	2-132,067	4-294,342
2010	51,069	2-118,252	2-133,129	4-251,381
2011	42,584	2- 94,884	2-111,770	4-206,654
2012	40,192	2- 87,880	2-142,076	4-229,956
2013	41,899	2- 95,808	+3-152,900	5-248,708
2014	55,623	2- 98,963	2-119,045	4-218,058

* includes 18,355 in Hall of Fame game at Canton, Ohio; † includes 70,535 in American Bowl game in London, England; # includes 51,122 in American Bowl game in Tokyo, Japan; ‡ includes 60,813 in American Bowl game in Berlin, Germany; @ includes 104,629 in American Bowl game in Mexico City, Mexico; \$ includes 22,736 in Hall of Fame Game at Canton, Ohio; % includes 22,792 in Hall of Fame Game at Canton, Ohio; + includes 22,364 in Hall of Fame Game at Canton, Ohio

HISTORICAL HIGHLIGHTS

1965

- March 3 – Minneapolis lawyer Joseph Robbie meets AFL Commissioner Joe Foss in Washington, and Foss advises Robbie to apply for an expansion franchise in Miami.
- May 6 – Joseph Robbie meets Miami Mayor Robert King High to ascertain the availability of the Orange Bowl stadium, and the mayor agrees to invite the AFL to Miami.
- June 7 – AFL Executive Committee votes to expand in 1966 at a meeting in Monmouth Park, N.J.
- Aug. 16 – AFL awards its first expansion franchise to Joseph Robbie and television star Danny Thomas for \$7.5 million.
- Nov. 27 – Miami picks Kentucky QB Rick Norton and Illinois RB Jim Grabowski in first round of AFL's college draft.
- Dec. 16 – Miami Dolphins, Ltd. organizes as a Florida limited partnership. Joseph Robbie becomes Managing General Partner and Danny Thomas Sports, Inc., becomes the other general partner.

1966

- Jan. 15 – Miami picks 31 players from eight teams in AFL expansion draft. One of the draftees, T Norm Evans of Houston, would play 10 seasons at right tackle.
- Jan. 29 – George Wilson becomes first head coach after eight years coaching the Detroit Lions (57-46-6 and NFL champions in 1957) and one year as a Washington assistant.
- June 8 – AFL merges into NFL with Pete Rozelle as commissioner. An AFL-NFL championship game is scheduled for the next January followed by a common draft.
- July 5 – Dolphins open first training camp at St. Petersburg Beach as 83 players report.
- Aug. 7 – Training camp moves to St. Andrews School in Boca Raton, Fla.
- Sept. 2 – Joe Auer returns opening kickoff 95 yards for Dolphin TD in first regular-season game, but Oakland wins, 23-14, at Orange Bowl before 26,776 spectators.
- Oct. 16 – Dolphins end string of nine losses (four in preseason) by defeating Denver, 24-7, for first win in franchise history.
- Oct. 23 – Miami earns club's first road win with a 20-13 decision over Houston at Rice Stadium.

1967

- June 1 – Joseph Robbie and W. H. Keland purchase the interest of Danny Thomas and agree to equalize present holdings in Miami Dolphins, Ltd., whenever either acquires outside holdings.

- Aug. 19 – Record crowd of 50,822 sees first interleague game, which Atlanta wins, 27-17.
- Sept. 17 – QB John Stofa breaks his right ankle shortly after scoring a TD, and rookie Bob Griese directs 35-21 victory over Denver at Orange Bowl. RB Abner Haynes gains 151 yards in season opener. Griese throws 68-yard TD pass to Joe Auer.
- Nov. 26 – Dolphins end eight-game losing streak by defeating Buffalo, 17-14, on a fourth-down, 31-yard TD pass from Bob Griese to Howard Twilley with 1:01 remaining.

1968

- Aug. 17 – Dolphins gain first interleague victory, 23-7 over Philadelphia at Orange Bowl.
- Aug. 31 – AFL-record crowd of 68,125 at Orange Bowl sees Coach Don Shula's Baltimore Colts win interleague game, 22-13.

1969

- May 10 – Pro football realignment for 1970 places Dolphins in AFC East with Boston, Buffalo, New York Jets and NFL's Baltimore.
- May 16 – Joseph Robbie becomes majority owner of Dolphins when he is joined by five Miami businessmen in purchasing the interest of W. H. Keland.

1970

- Feb. 18 – Don Shula, 40, becomes head coach and vice president after seven years coaching the Baltimore Colts (71-23-4). He succeeds George Wilson, who coached the Dolphins for four years (15-39-2).
- April 11 – Dolphins join scouting combine BLESTO-V.
- April 13 – NFL Commissioner Pete Rozelle gives the Dolphins' 1971 first-round draft pick to Baltimore as compensation for loss of Don Shula.
- April 20 – Don Shula completes coaching staff with Mike Scarry (defensive line), Monte Clark (offensive line), Bill Amsparger (defensive coordinator), Howard Schnellenberger (offensive coordinator), Carl Taseff (offensive backs) and holdover Tom Keane (defensive backs).
- April 25 – Don Shula meets 47 players for indoctrination camp at University of Miami.
- July 12 – Rookies report to new training headquarters at Biscayne College in North Miami.
- Aug. 29 – Record crowd of 76,712 sees fourth consecutive preseason victory, 20-13 over Baltimore.
- Dec. 20 – Dolphins extend winning streak to six games and clinch franchise's first playoff berth with 45-7 victory over Buffalo at Orange Bowl.
- Dec. 27 – Dolphins drop a 21-14 decision to the Oakland Raiders at the Oakland-Alameda County Coliseum in club's first-ever playoff game.

1971

- Oct. 17 – QB Bob Griese sets NFL record with three consecutive passes for TDs in first quarter of 41-3 victory over New England at Orange Bowl.
- Nov. 7 – Dolphins post first-ever shutout, 34-0 over Buffalo at Orange Bowl, although Bills gained 364 yards.
- Dec. 19 – Record regular-season crowd of 74,215 paid sees Dolphins win first AFC East title by defeating Green Bay, 27-6. FB Larry Csonka becomes club's first 1,000-yard rusher with 1,051 yards, and placekicker Garo Yepremian leads NFL with 117 points.
- Dec. 25 – Dolphins win longest game (82 minutes, 40 seconds) in pro football history, 27-24 at Kansas City, as Garo Yepremian kicks 37-yard field goal in second overtime of AFC semifinal playoff. The victory marked the first postseason win in franchise history.

1972

- Jan. 2 – Dolphins stymie Baltimore, 21-0, for first AFC Championship before 78,629 spectators at Orange Bowl. Colts are scoreless for first time in 97 games and strong safety Dick Anderson returns interception 62 yards for TD.
- Jan. 16 – Dallas rushes for 252 yards in defeating Dolphins, 24-3, in Super Bowl VI before 81,035 spectators at Tulane Stadium in New Orleans.
- April 25 – Dolphins claim 16-year pro QB Earl Morrall, age 38, on waivers from Baltimore.
- Oct. 1 – Dolphins end season ticket sale at record 69,303.
- Oct. 15 – QB Earl Morrall replaces injured Bob Griese (broken right leg, dislocated ankle) at Orange Bowl and finishes 24-10 victory over San Diego for 5-0 record.
- Nov 12 – Don Shula becomes first NFL coach to win 100 regular-season games in 10 seasons as Dolphins smother New England, 52-0, with 501 total yards at Orange Bowl.

- Dec. 16 – Dolphins achieve NFL's first 14-0 regular-season record and break NFL rushing record with 2,960 yards by defeating Baltimore 16-0 at Orange Bowl.
- Dec. 31 – QB Bob Griese comes off bench in 7-7 battle in third quarter after 10-game absence and rallies Dolphins to 21-17 victory at Pittsburgh to repeat as AFC Champions.

1973

- Jan. 14 – Dolphins cap a perfect season in Super Bowl VII at Los Angeles by defeating Washington, 14-7, for NFL's first and only unbeaten, untied record. A 28-yard TD pass from Bob Griese to Howard Twilley and interceptions by linebacker Nick Buoniconti and safety Jake Scott are key plays. Scott, who recorded two interceptions on the day, is named game's MVP, becoming the first defensive back to earn such recognition.
- April 18 – Dolphins surpass NFL record with 74,961 season ticket sales. Kansas City held old record of 72,855 in 1972.
- Sept. 30 – RB Mercury Morris sets a Dolphins single-game rushing record of 197 yards on 15 carries with three TDs (24, 70, 35) in 44-23 win over New England at Orange Bowl. It's a regular season record that stands until 2002 when Ricky Williams eclipses the mark.
- Dec. 15 – WR Paul Warfield catches four TD passes (21, 7, 16, 4) from Bob Griese in first half of 34-7 victory over Detroit at Orange Bowl. Dolphins compile best two-year record (26-2) in NFL history.
- Dec. 30 – Dolphins rush for 266 yards in defeating Oakland 27-10 for unprecedented third straight AFC Championship at Orange Bowl.

1974

- Jan. 13 – Dolphins overpower Minnesota, 24-7, in Super Bowl VIII at Rice Stadium in Houston for second consecutive NFL Championship. FB Larry Csonka gains 145 yards on 33 carries as Dolphins outscore three playoff foes, 85-33. Csonka is honored as game's MVP.
- Jan. 20 – Garo Yepremian kicks five field goals for AFC, including 42-yarder with 21 seconds remaining, for 15-13 victory in Pro Bowl at Kansas City. Yepremian becomes the first Dolphin to be named MVP of the Pro Bowl.
- March 31 – FB Larry Csonka, WR Paul Warfield and RB Jim Kiick sign \$3.3 million package deal in Toronto to play for John Bassett in World Football League.
- July 1 – NFL Players Association declares strike, and Dolphin Managing General Partner Joseph Robbie charges NFLPA with search and destroy mission.
- July 10 – Chicago Tribune Charities cancels July 26 College All-Star Game with Dolphins due to strike.
- July 17 – Seven veterans cross picket line: C Jim Langer, S Jake Scott, TE Jim Mandich, LB Bob Matheson, QB Earl Morrall and RBs Don Nottingham and Mercury Morris.
- Aug. 14 – Strike ends after seven weeks.
- Dec. 15 – Dolphins rally from 24-point deficit to defeat New England 34-27 for 31st consecutive victory (excluding preseason) at Orange Bowl. QB Earl Morrall passes for 288 yards as Miami closes with 11-3 record.
- Dec. 21 – Raiders spoil Dolphins' bid for third consecutive NFL Championship, 28-26, in AFC semifinal at Oakland on 8-yard TD pass from Ken Stabler to Clarence Davis with 26 seconds remaining.

1975

- Sept. 22 – Winning streak at Orange Bowl stops at 31 games after 31-21 loss to Oakland.
- Oct. 22 – World Football League folds after losing \$30 million, but three ex-Dolphins remain under contract to John Bassett.
- Dec. 14 – Dolphins suffer 10-7 loss in overtime at Baltimore on 31-yard FG by Toni Linhart and miss qualifying for playoffs for first time in six years under Don Shula.

1976

- Jan. 22 – Prescription Athletic Turf (grass) approved for Orange Bowl stadium at a cost of \$244,500.

1977

- March 14 – Dolphins agree to 10-year lease for use of Orange Bowl with three-year cancellation notice. New lease doubles rent to \$45,000 per game, but is less than City of Miami's proposed 10 percent of gross ticket sales.

- May 2 – QB Earl Morrall, age 43, who spent five seasons with the Dolphins, retires after a 21-year career. Morrall passed for 20,809 career yards and guided the Dolphins through most of undefeated 1972 season.
- Sept. 11 – QB Bob Griese, forced to wear eyeglasses because of problems with contact lenses, passes for two TDs in 27-21 preseason victory at New York Giants. Griese becomes the first quarterback to successfully wear eyeglasses in NFL game action. The glasses Griese wears in the 1978 AFC NFL Hall of Fame Game are on display in the Pro Football Hall of Fame.
- Nov. 24 – QB Bob Griese becomes first NFL quarterback since 1972 to throw six TD passes in a game, and Dolphins set records of 55 points and 503 yards in 55-14 rout on Thanksgiving Day at St. Louis.
- Dec. 15 – Maxwell Club of Philadelphia names QB Bob Griese as its Pro Player of Year.

1978

- Feb. 17 – Chuck Connor, 40, becomes Director of Player Personnel after three years of scouting for BLESTO. He succeeds Bobby Beathard, who resigned Feb. 7 to become general manager of the Washington Redskins.
- April 17 – Dolphins acquire RB Delvin Williams from San Francisco 49ers in exchange for WR Freddie Solomon, S Vern Roberson and picks in the first and fifth rounds of 1978 draft.
- Nov. 12 – Delvin Williams becomes NFL's first 1,000-yard rusher of 1978 with 144 yards and two TDs in 25-24 triumph at Buffalo, marking 18th straight win over Bills. Williams sets a then-Dolphin record of 1,258 yards rushing in season.
- Dec. 10 – LB Larry Gordon intercepts three passes in 23-6 rout of Oakland Raiders at Orange Bowl to clinch wild-card berth in playoffs.
- Dec. 18 – Garo Yepremian ties NFL record with 16th consecutive field goal, capping 23-3 victory over New England and boosting Dolphins to 11-5 record.

1979

- Jan. 8 – Howard Schnellenberger, receivers and passing game coach, is named head coach at the University of Miami.
- Feb. 22 – FB Larry Csonka, 32, re-signs with Dolphins as a free agent after four-year absence in World Football League (1975) and with NFL's New York Giants (1976-78).
- Oct. 14 – Tony Nathan escapes on record 86-yard punt return for TD as Dolphins defeat Buffalo, 17-7, for 20th consecutive win in series, the NFL's longest consecutive win streak by one team over another.
- Nov. 29 – QB Bob Griese, benched in favor of Don Strock for second straight game, rallies Dolphins to 26 points in second half for 39-24 victory over New England as FB Larry Csonka scores three TDs.
- Dec. 9 – QB Bob Griese completes 17 of 22 passes for 229 yards in 28-10 win at Detroit which clinches AFC East title.
- Dec. 30 – Pittsburgh overpowers Dolphins with 20-point first quarter in 34-14 playoff victory at Pittsburgh, and Steelers eventually win Super Bowl XIV.

1980

- Sept. 5 – Don Shula signs four-year contract through 1983 season, canceling old pact which had one year remaining.
- Sept. 7 – In season opener, running back Joe Cribbs rushes for 60 yards, catches nine passes for 71 yards and scores a TD in Buffalo's 17-7 win at Rich Stadium, ending the Dolphins' 20-game winning streak over the Bills.
- Sept. 21 – QB Bob Griese wins his 100th game, coming off bench and passing for two TDs in fourth quarter for 20-17 victory at Atlanta.

1981

- Feb. 5 – Six-time All-Pro guard Larry Little, 35, retires following a 14-year career which included 12 years with the Dolphins. He ended with 152 career starts.
- June 25 – QB Bob Griese, the 14th passer in football history to eclipse 25,000 yards, retires following a 14-year career with the Dolphins. He had presided over 101 of the 135 victories in the club's history (101-62-3) and was consensus All-Pro in 1971 and 1977. The six-time Pro Bowl quarterback held records of 1,926 completions in 3,429 attempts, 25,092 yards and 56.2 percent passing accuracy. He guided Miami to Super Bowl triumphs in 1972 and 1973.

- July 1 – Dolphin linebacker Rusty Chambers is killed in an automobile accident in Hammond, La.
- Sept. 27 – Coach and son clash as Shula Bowl I has Don Shula opposed by Baltimore rookie punt returner David Shula. Dolphins outlast Colts, 31-28, for fourth straight win in Baltimore.
- Oct. 4 – Wide receiver Nat Moore sets Dolphin record (since broken) with 210 receiving yards (on seven catches) as Miami and New York Jets play to 28-28 tie.
- Nov. 1 – Shula Bowl II, as the Dolphins defeat the Colts and David Shula 27-0 in Miami.
- Nov. 8 – Don Shula captures 200th NFL coaching victory when linebacker Bob Brudzinski intercepts pass in overtime to set up Uwe von Schamann for 30-yard field goal in 30-27 triumph at New England.

1982

- Jan. 2 – Dolphins overcome 24-0 deficit but succumb in overtime, 41-38, to San Diego in highest-scoring playoff game in history. Rolf Benirschke ends four-hour struggle with 29-yard field goal. It is the first game in NFL history where two quarterbacks, Miami reliever Don Strock and San Diego star Dan Fouts, both passed for more than 400 yards. Orange Bowl crowd of 73,735 comprised fourth sell-out of season.
- Sept. 21 – NFLPA calls players strike with games not resuming until November 21.
- Dec. 12 – In one of the most bizarre incidents in Miami Dolphin history, a work release parolee (Mark Henderson) cleared a space on the snow-frozen turf at New England's Sullivan Stadium that enabled the Patriots to kick a late fourth-quarter field goal and win the game, 3-0, before 25,716 fans.
- Dec. 27 – The incredible record of not having won in 16 years in the Orange Bowl continues as the Dolphins score 20 unanswered points in the second half to defeat the Buffalo.

1983

- Jan. 8 – For the first time in nine years, the Dolphins win a playoff game, defeating the New England Patriots, 28-13, before 68,842 fans at the Orange Bowl.
- Jan. 16 – The Dolphins choke off the San Diego Chargers famed offense and defeat them, 34-13, before 71,383 fans. The Chargers were held to only 247 yards in total offense, 203 yards below their league-leading average. The win enabled the Dolphins to reach their fourth conference title game in team history and the first since the 1973 season.
- Jan. 23 – A.J. Duhe sets an AFC playoff record with three interceptions, including one for a 35-yard touchdown romp, as the Dolphins defeat the New York Jets for the third time in one season to win the AFC crown, 14-0.
- Jan. 30 – In Pasadena, California, the Dolphins appear in their fourth Super Bowl, and in spite of leading with only 10 minutes to play, they lose, 27-17, to Washington before a sell-out crowd of 103,667 at the Rose Bowl and a TV audience estimated at 115 million. Fulton Walker sets a Super Bowl record with a 98-yard kickoff return for a touchdown as he returns four kickoffs for a total of 190 yards.
- June 25 – Starting linebacker Larry Gordon dies of a rare heart disease while jogging in Arizona at the age of 28. Gordon had been the Dolphins' first-round draft choice in 1976 out of Arizona State.
- Oct. 9 – Quarterback Dan Marino and wide receiver Mark Duper make their first-ever starts for the Miami Dolphins, with Marino passing for 322 yards and Duper netting seven catches for 202 yards. The offensive explosion produces 971 total yards between the Dolphins and Bills, with Buffalo winning the Orange Bowl encounter, 38-35 in overtime.
- Nov. 28 – Dolphin Owner Joseph Robbie announces the signing of Head Coach Don Shula to a multi-year contract.
- Dec. 2 – Bill Arnsparger, the Dolphins' Assistant Head Coach and mastermind of the team's defense, resigns to become the head coach at Louisiana State University. His resignation is effective at the end of the season.
- Dec. 27 – The Dolphins name 54-year-old Chuck Studley as their Defense Coach to replace Bill Arnsparger. Studley had spent the 1983 season as defensive coordinator and then interim head coach of the Houston Oilers.

1984

- March 5 – Miami Dolphin Owner Joseph Robbie announces plans to build a new multi-purpose stadium in north Dade County. Mr. Robbie also announces acquisition of the land and discusses possible stadium funding.
- June 24 – Running back David Overstreet is killed in an automobile accident in Winona, Texas.
- Oct. 21 – Wide receiver Nat Moore catches a 19-yard TD pass from QB Dan Marino for the 58th touchdown of his Dolphin career, surpassing Larry Csonka's all-time club record of 57.

- Nov. 11 – The Dolphins remain the NFL's only unbeaten team as they improve their record to 11-0 (16 straight regular-season wins) with a 24-23 victory over Philadelphia. DE Doug Betters' block of an Eagle PAT with 1:52 remaining in the game seals the win.
- Dec. 2 – The Dolphins lose a 45-34 decision to the Raiders, but QB Dan Marino breaks the all-time NFL record for TD passes in a season with his 37th. His record-breaking touchdown pass, which came on a four-yard toss to Jimmy Cefalo in the first quarter, was the first of four on the day for Marino as he reached the 40-touchdown plateau. He also shatters Dolphin single-game records for most yards passing (470), most completions (35) and most attempts (57).
- Dec. 17 – Miami ends the regular season with the best record in the AFC (14-2) following a 28-21 victory over Dallas. WR Mark Clayton catches three touchdown passes to give him 18 for the season as he eclipses the all-time NFL mark in that category. Dan Marino becomes the first-ever NFL quarterback to pass for over 5,000 yards in a season as he ends up with 5,084. The most prolific passing season in NFL history also consists of 48 touchdown passes, 564 attempts, 362 completions and only 17 interceptions for a franchise record passer rating of 108.9. Both Clayton (73-1,389) and WR Mark Duper (71-1,306) surpass prior Dolphin records for receptions and reception yardage in one season.
- Dec. 20 – QB Dan Marino is named as the NFL's Most Valuable Player by the Associated Press.

1985

- Jan. 6 – The Dolphins defeat the Steelers, 45-28, in the AFC Championship game in Miami to earn a berth in Super Bowl XIX.
- Jan. 8 – Joseph Robbie gives the go-ahead to prepare final plans and specifications to construct the new 75,000-seat Dolphin Stadium.
- Jan. 20 – The Dolphins drop a 38-16 decision to the San Francisco 49ers in Super Bowl XIX before 84,059 fans at Stanford Stadium in Palo Alto, California.
- Feb. 15 – Miami names 42-year-old Mel Phillips as its new defensive backfield coach. Phillips comes to the Dolphins after five seasons in the same capacity for the Detroit Lions.
- March 14 – Following a presentation led by Joseph Robbie to NFL owners at the league meetings in Phoenix, Miami is selected as the site for Super Bowl XXIII (1989).
- Sept. 29 – In a game billed nationally as "Marino-Elway I," Miami's Dan Marino wins this one over Denver, 30-26, completing 25 of 43 passes for three TDs and a season-best 390 yards. Veteran WR Nat Moore also produces his top performance of 1985 with the 12th 100-plus yard game of his career.
- Dec. 1 – Owner Joseph Robbie officially breaks ground on the new 75,000-seat Dolphin Stadium.
- Dec. 2 – Led by a swarming defense that produces six sacks and three interceptions, the Dolphins administer the only defeat to be suffered by the eventual Super Bowl champion Chicago Bears, 38-24. A season-high Orange Bowl crowd of 75,594 witness the Monday night affair.
- Dec. 8 – The Dolphins record a 34-24 victory over the Green Bay Packers at Lambeau Field. The mercury at kickoff registers 23 degrees, marking the then-coldest conditions in which the Dolphins have won a game in franchise history at that time.
- Dec. 31 – Owner Joseph Robbie obtains the construction loan and is granted permanent financing for the new Dolphin Stadium.

1986

- Jan. 4 – The Dolphins rally from a 21-3 deficit to defeat the Cleveland Browns 24-21 in an AFC divisional playoff game. Miami is led offensively by Tony Nathan's 10 receptions for 101 yards and rookie Ron Davenport's two touchdowns.
- Jan. 12 – Despite 20 tackles by LB Bob Brudzinski, the Dolphins commit six turnovers and lose, 31-14, to the New England Patriots in the AFC Championship game before 74,978 fans in the Orange Bowl. It marks Miami's first loss in an AFC title game in six tries.
- Jan. 21 – Dolphin C Dwight Stephenson is named the recipient of the NFL's Man of the Year award at a press conference in New Orleans. The award is in recognition of Stephenson's outstanding performance on the playing field and in the community.
- Jan. 22 – The Dolphins announce the retirement of Defensive Line Coach Mike Scarry, a member of Don Shula's staff since 1970. Dan Sekanovich, formerly of the Jets and Falcons, is named to replace him.
- Feb. 19 – Miami appoints Receivers and Quarterbacks Coach David Shula to the position of Assistant Head Coach. In addition, the club names Mike Westhoff as the Special Teams/Tight Ends Coach.
- June 3 – Owner Joseph Robbie plants a ceremonial 30-foot Royal Palm tree to begin a million dollar beautification project near Dolphin Stadium.

- Sept. 6 – Dan Marino signs a multi-year contract to remain as quarterback of the Dolphins. Two days before, Marino's wife, Claire, had given birth to the couple's first child – Daniel Charles.
- Sept. 21 – Miami suffers a heart-breaking 51-45 overtime loss to the N.Y. Jets in the Meadowlands as Dan Marino reaches 1,500 career attempts to qualify as the NFL's top-ranked passer of all-time. Marino finishes the afternoon 30 of 50 for 448 yards and six TDs. The six TDs are a personal high for Marino and tie the team record held by Bob Griese. Mark Duper (154) and Mark Clayton (174) each have over 100 yards receiving in the game.
- Oct. 12 – In what was billed as "Marino-Kelly I," the Dolphins and Dan Marino (24 of 41 for 337 yards) defeat the Buffalo Bills and Jim Kelly (20 of 28 for 218 yards, two INTs) 27-14 at the Orange Bowl.
- Nov. 24 – The N.Y. Jets enter the Orange Bowl with a nine-game winning streak and the league's best record at 10-1. They leave with a 45-3 loss as Lorenzo Hampton rushes for 148 yards and two TDs on 19 carries (7.8 average) including a 54-yard TD run. Hampton's 100 yards snap a streak of 36 regular-season games (41 overall) for Miami without a 100-yard rusher. Marino completes a personal-high 80.6 percent of his passes (29 of 36) for 288 yards and four TDs.
- Nov. 25 – Less than 24 hours after the memorable 45-3 win over the Jets, General Manager Mike Robbie announces at a press conference that Don Shula has signed a multi-year contract to remain as head coach.
- Dec. 14 – Dan Marino sets an NFL career record with the seventh 400-yard game of his career as he passes for 403 yards in a thrilling 37-31 overtime win in Anaheim, Calif., over the playoff-bound L.A. Rams. Marino completes 29 of 46 with five TDs, including a 20-yarder to Mark Duper in OT to win the game. Marino is named AFC Offensive Player of the Week for his efforts.
- Dec. 22 – The Dolphins play their final game in the Orange Bowl – a 34-27 loss to the New England Patriots. New England captures the AFC East title with the win. The Dolphins finish 21 years in the Orange Bowl with an impressive 110-38-3 (.738) regular-season record. Marino sets NFL single-season records for completions (378) and attempts (623).

1987

- Jan. 10 – John Offerdahl is named Old Spice NFL Rookie of the Year
- Jan. 20 – Tom Olivadotti, an assistant for the Cleveland Browns, is named Defensive Coach for Miami. He is put in charge of the overall defense with the prime responsibility of pass defense. Chuck Studley is re-assigned as Linebacker Coach, with prime responsibility of run defense. Linebacker Coach Bob Matheson resigns.
- Jan. 27 – Former Dolphin greets Larry Csonka and Jim Langer are among a group of seven named to the Pro Football Hall of Fame. They join Paul Warfield as the only members of the franchise to earn the honor, with induction scheduled for August 8.
- Aug. 16 – The Dolphins play host to the Chicago Bears in the first game ever played in Joe Robbie Stadium. The date marks the 22nd anniversary of the Dolphin franchise. The Bears put a damper on the festive evening with a 10-3 preseason victory before 63,451. QB Dan Marino (dislocated ring finger on right hand) and LB John Offerdahl (torn right bicep) suffer injuries. Marino is out for three weeks; Offerdahl will miss the first six regular-season games.
- Sept. 22 – NFL Players Association goes on strike; the Dolphins' home contest with New York Giants (first regular-season game in Joe Robbie Stadium) on September 27 is canceled because of strike.
- Oct. 4 – The Dolphins' "replacement" team takes the field for the first time, traveling to Seattle to meet the Seahawks. The Dolphins lose, 24-20.
- Oct. 11 – Miami's replacement team records a 42-0 shutout victory over the Kansas City Chiefs in the first regular season game played in Joe Robbie Stadium. Safety Liffort Hobbey (two interceptions, 55-yard fumble recovery for a TD, four tackles, two passes defended) is named AFC Defensive Player of the Week for his efforts. Don Shula and Joe Robbie are given game balls by the replacement team following the contest in honor of Miami's first win in the new stadium. The next week (October 18), the replacement team loses its last game, 37-31 in overtime, to the N.Y. Jets at the Meadowlands.
- Oct. 25 – After four missed weeks of action (one game cancellation, three replacement games), the regular Dolphin players return to action. Miami loses, 34-31, in overtime at home to the Buffalo Bills. The 21-point comeback by Buffalo is the best ever by an opponent against a Dolphins team at the time.
- Nov. 1 – Don Shula wins his 250th regular-season game as the Dolphins defeat Pittsburgh 35-24 at Joe Robbie Stadium.
- Nov. 29 – The Dolphins suffer their first shutout loss (27-0 at Buffalo) since December 12, 1982 – the famous snowplow game at New England (3-0). The game also sees the end of

Dan Marino's streak of 30 straight games with at least one touchdown pass. His string is second all-time to Johnny Unitas' 47.

Dec. 30 – RB Troy Stradford is named NFL Offensive Rookie of the Year by the Associated Press.

1988

- Feb. 29 – Former Dolphin Larry Seiple is named receivers coach. Seiple, who had been out of pro coaching for a year, had been receivers coach at Detroit (1980-84) and Tampa Bay (1985-86).
 - July 31 – The Dolphins make their first ever trip abroad and take on the San Francisco 49ers at Wembley Stadium in London for the third-annual American Bowl. Miami comes from behind to defeat the 49ers, 27-21, before 70,535 British fans to open the preseason.
 - Oct. 9 – The Dolphins reverse history by defeating the Raiders, 24-17, at the Los Angeles Memorial Coliseum. It marks Miami's first win ever against the Raiders in their home stadium and the Dolphins' first victory over the Raiders in 10 years. The game is played in 96 degree heat - the warmest game in Dolphins' history.
 - Oct. 23 – Dan Marino records the second-best single-game passing yardage total in NFL history – 521 yards (Norm Van Brocklin holds the single-game record of 554 yards) and completes 35 of a team record 60 attempts, all to no avail as the N.Y. Jets defeat the Dolphins, 44-30, at Joe Robbie Stadium.
 - Oct. 30 – Shula Bowl III – Head Coach Don Shula and his assistant head coach and son, David Shula, are on the opposite side of the field of Mike Shula, a coaches' assistant for Tampa Bay, as the Dolphins defeat the Bucs, 17-14, in Tampa Stadium.
 - Dec. 12 – Dan Marino becomes the first quarterback in NFL history to pass for over 4,000 yards four times in a career in the Dolphins' 37-31 win over Cleveland. He also throws for his 193rd career touchdown, setting a new Dolphin record and surpassing the total of former quarterback Bob Griese, who had previously held the mark. Marino tops the record that took Griese 14 seasons to accomplish in only six-plus seasons. Also, receiver Mark Clayton surpasses Nat Moore in the record books as he catches a pass in his 37th consecutive game.
-

1989

- Jan. 22 – Joe Robbie Stadium hosts Super Bowl XXIII only two-and-a-half years after its initial opening. San Francisco comes back in the final minutes of the game to defeat the Cincinnati Bengals, 20-16. The game marks the first time since Super Bowl XIII (January 21, 1979) that the NFL's championship game is played in Miami.
 - Jan. 23 – Dolphin Linebackers Coach Chuck Studley resigns after five seasons with Miami.
 - Jan. 25 – Former Miami Hurricanes defensive coordinator Dave Wannstedt joins the Dolphins coaching staff as linebackers coach.
 - Feb. 27 – David Shula, the Dolphins' assistant head coach and passing game coordinator, and Dave Wannstedt, the team's linebackers coach, resign their respective positions to accept new posts with the Dallas Cowboys.
 - March 1 – George Hill is named the new linebackers coach for the Dolphins, while John Sandusky, the Dolphins' offensive line coach, is promoted to assistant head coach.
 - March 6 – Gary Stevens, formerly of the University of Miami, is named quarterbacks/pass offense coach for the Dolphins.
 - May 15 – Chuck Connor, the Dolphins director of player personnel for 11 seasons, announces his resignation to join the Atlanta Falcons as director of pro scouting.
 - June 12 – Tom Heckert, formerly a college scout with the Tampa Bay Buccaneers and Cleveland Browns, is named Miami's Director of College Scouting.
 - Sept. 17 – In Miami's 24-10 win at New England, Dan Marino throws his 200th career touchdown pass, becoming the 13th player in NFL history to throw for 200 TDs. It was just his 89th career game, and he reaches the 200 touchdown pass mark faster than any quarterback in NFL history.
 - Oct. 8 – In Miami's 13-10 overtime win vs. Cleveland, Dan Marino goes over 25,000 yards passing in his career, becoming the 25th player in NFL history to reach the 25,000 yards passing milestone. Marino also breaks Bob Griese's Dolphin team record of 25,092 career passing yards.
 - Nov. 12 – Pete Stoyanovich kicks a then-team-record 59-yard field goal in a 31-23 victory over the New York Jets, a kick that also tied the third longest field goal in NFL history at the time.
 - Nov. 19 – Miami defeats Dallas, 17-14, in Shula Bowl IV, as Don Shula extends his record to 4-0 in Shula vs. Shula contests. This time Shula was opposed by son Dave, the Assistant Head Coach of the Cowboys.
-

- Dec. 3 – Dan Marino goes over 3,000 yards passing for the year in Miami's 26-21 loss at Kansas City. It was his sixth season passing for 3,000 yards and he ties Dan Fouts' NFL record of six 3,000 yard seasons.
- Dec. 24 – The Dolphins are eliminated from playoff contention with a 27-24 loss to the Kansas City Chiefs in the season finale at Joe Robbie Stadium. The game is played in 40-degree weather, the coldest home game in the history of the Dolphins.

1990

- Jan. 7 – Joseph Robbie, founder and owner of the Dolphins and the driving force behind the construction of Joe Robbie Stadium, dies of respiratory failure at age 73.
- Jan. 12 – The Miami Dolphins and Robbie Stadium Corporation undergo an organization realignment to ensure continued administration of both entities by the Robbie family. Tim Robbie becomes President of the Dolphins, Dan and Janet Robbie are named Executive Vice Presidents of the team, while Eddie Jones is named Executive Vice President and General Manager of the club. In addition, J. Michael Robbie is named Executive Vice President of Robbie Stadium Corporation.
- Jan. 19 – Dolphin President Tim Robbie announces that the Dolphins have signed Don Shula to a three-year contract to remain as head coach.
- Jan. 27 – Former Dolphins great Bob Griese is among a group of seven named to the Pro Football Hall of Fame. Griese becomes the fourth player in Miami history to earn the honor with induction scheduled for August 4.
- Feb. 7 – Monte Clark, former San Francisco and Detroit Head Coach and Dolphin Assistant Coach, is named Miami's Director of Pro Personnel, while Charley Winner is given expanded duties and is named the club's Director of Player Personnel.
- March 7 – H. Wayne Huizenga, Chairman of the Board and Chief Executive Officer of Blockbuster Video, purchases fifty percent of the Robbie Stadium Corporation (the parent company of Joe Robbie Stadium) as well as a fifteen percent limited partnership in the Miami Dolphins.
- Sept. 9 – Sammie Smith rushes for an opening-day record 159 yards and a touchdown as the Dolphins break a five-year losing streak in season openers with a 27-24 win at the New England Patriots.
- Sept. 16 – Team founder Joe Robbie is the first enshrinee on the "Dolphin Honor Roll" at Joe Robbie Stadium. The Dolphins record a 30-7 triumph over the Buffalo Bills, marking Don Shula's 200th career regular season win as the team's head coach.
- Oct. 18 – In Miami's 17-10 win over the New England Patriots, Don Shula coaches in his 400th career regular season game as a head coach in the NFL.
- Nov. 19 – During halftime of Miami's 13-10 loss to the Los Angeles Raiders, the team's four Hall of Fame enshrinees, Larry Csonka, Bob Griese, Jim Langer and Paul Warfield, are inducted into the "Dolphin Honor Roll."
- Nov. 25 – Miami improves its record to 9-2 and clinches the team's first winning season since 1987 with a 30-13 win over the Cleveland Browns. Also, Dan Marino goes over 30,000 yards passing in his career, becoming the 11th player in NFL history to reach the 30,000-yard mark. It is just his 114th career game, and he reaches the 30,000-yard plateau faster than any quarterback in NFL history.
- Dec. 9 – The Dolphins earn a 23-20 overtime win over the Philadelphia Eagles and clinch the team's first playoff berth since 1985.
- Dec. 16 – In Miami's 24-17 win over the Seattle Seahawks, Dan Marino goes over 3,000 yards passing for the year. It is his seventh season passing for 3,000 yards and he ties Joe Montana's NFL record of seven 3,000-yard seasons.
- Dec. 19 – Richmond Webb becomes the first rookie offensive tackle – and second rookie offensive lineman overall – to be selected to the NFL's annual Pro Bowl contest.
- Dec. 23 – Dan Marino throws his 20th touchdown pass of the season in Miami's 24-14 loss at the Buffalo Bills. It is his eighth season with 20 or more touchdown passes and he ties Johnny Unitas' NFL record of eight 20-plus touchdown seasons.

1991

- Jan. 5 – The Dolphins return to the playoffs after a four-year absence with a 17-16 win over the Kansas City Chiefs at Joe Robbie Stadium. In the contest, Pete Stoyanovich sets an NFL playoff record with a 58-yard field goal.
- Jan. 12 – Miami drops a 44-34 playoff decision at the Buffalo Bills. The teams combine for 78 points – the highest scoring non-overtime playoff game in history. The only higher scoring playoff game was Miami's 41-38 overtime loss to the San Diego Chargers on Jan. 2, 1982.
- Jan. 24 – Monte Clark, the Dolphins director of pro personnel, announces his resignation.

- Jan. 27 – Larry Csonka is named to the NFL's all-time Super Bowl Silver Anniversary team.
- Feb. 2 – Richmond Webb is named NFL Rookie of the Year by The Sporting News.
- March 8 – Mike Shula joins the Dolphins as a Coaches' Assistant.
- March 26 – The Robbie Family and Wayne Huizenga purchase 107 acres of land adjacent to Joe Robbie Stadium for additional parking and future development.
- May 23 – At the NFL owners meetings in Minneapolis, Joe Robbie Stadium is selected as the site for Super Bowl XXIX (1995).
- Aug. 3 – The Dolphins make the longest road trip in team history as they travel 14,912 round-trip miles to Tokyo to battle the Los Angeles Raiders at the Tokyo Dome in American Bowl '91. Miami comes from behind to defeat the Raiders, 19-17, before 51,122 Japanese fans.
- Aug. 20 – Dan Marino signs a five-year contract extension to remain as quarterback of the Miami Dolphins.
- Sept. 22 – Don Shula captures the 300th win of his coaching career with Miami's 16-13 win over the Green Bay Packers. With career coaching win number 300, Shula joins the immortal George Halas (324 wins) as the only NFL coaches to win 300 or more games.
- Nov. 10 – In Miami's 30-20 win over New England, both Mark Duper and Mark Clayton surpass Nat Moore's team record of 7,547 career receiving yards. Duper is the first to move past Moore with a 17-yard reception in the first quarter, while Clayton passes Moore with a 32-yard touchdown catch in the fourth quarter.
- Nov. 18 – During halftime of Miami's 41-27 loss to the Buffalo Bills, former Dolphin great middle linebacker Nick Buoniconti is inducted into the Dolphin Honor Roll.
- Dec. 1 – Dan Marino sets an NFL record as he goes over 3,000 yards passing in a season for the eighth time in his career in Miami's 33-14 win over Tampa Bay. Marino entered the 1991 campaign with seven such seasons and was tied with Joe Montana for the record.
- Dec. 9 – Miami defeats Cincinnati 37-13 in Shula Bowl V as Don Shula extends his record to 5-0 in Shula vs. Shula contests. This time, Shula teamed with son Mike, a Dolphins coaches assistant, and was opposed by son David, the receivers coach for the Bengals. In the contest, Dan Marino sets an NFL record by throwing his 20th touchdown pass of the season. It is his ninth season with 20 or more touchdown passes. He entered 1991 with eight such seasons and was tied with Johnny Unitas for the record. Also, Mark Clayton breaks Nat Moore's team record for career TDs (75) and career receiving scores (74) with a 16-yard TD reception in the fourth quarter to give Clayton his 76th career score (75 catch, one punt return) and 75th receiving TD.
- Dec. 15 – Pete Stoyanovich breaks Garo Yepremian's single-season team record of 28 field goals in Miami's 38-30 loss to the San Diego Chargers. Stoyanovich boots his 29th of the year with a 24-yarder in the first quarter. He would go on to hit on 31 field goals during the 1991 season which tied for the league high with Washington's Chip Lohmiller.
- Dec. 22 – The Dolphins drop a 23-20 overtime decision to the New York Jets in a winner-take-all battle for the AFC's final wild card spot. Miami takes a 20-17 lead with just 44 seconds left in regulation on a one-yard scoring toss from Dan Marino to Ferrell Edmunds. However, the Jets move the ball and tie the game at 20-20 on a 44-yard field goal by Raul Allegre with no time left on the clock. New York wins the game in overtime on a 30-yard field goal by Allegre.

1992

- Feb. 1 – Former Dolphin All-Pro center Dwight Stephenson rejoins Miami as assistant offensive line coach.
- Feb. 3 – Hall of Fame defensive tackle Joe Greene is named as the Dolphins' defensive line coach. Greene replaced Dan Sekanovich, who announced his resignation.
- May 20 – Dolphins sign a long-term agreement to build a new training facility at Nova University in Davie, to be ready by the start of the 1993 training camp.
- June 1 – Charley Winner announces his retirement as Miami's Director of Player Personnel. Winner, who had served 37 years in the NFL as a coach and administrator, originally joined the Dolphins in 1981.
- June 4 – Tom Heckert is named as the Dolphins' Director of Player Personnel. Heckert had worked the previous three years as Miami's Director of College Scouting.
- June 12 – Tom Braatz, a 27-year NFL executive with the Atlanta Falcons and Green Bay Packers, is named as Miami's Director of College Scouting.
- July 17 – Don Shula signs a two-year contract extension to continue as the Dolphins' Head Coach through the 1994 season. The extension takes effect at the conclusion of Shula's current contract which expires following the 1992 season.
- Aug. 16 – The Dolphins travel 9,908 round-trip miles and earn a 31-27 preseason win over the Denver Broncos before a crowd of 60,813 fans at Berlin's Olympic Stadium. The game marks the third time overall and second consecutive season that the Dolphins

- have travelled abroad to play a preseason contest and the win improves Miami's record to 3-0 in games played on foreign soil.
- Aug. 31 – Miami's season opening contest, scheduled for September 6 at Joe Robbie Stadium against the New England Patriots, is rescheduled for October 18, the National Football League announces. The date change is made in the aftermath of Hurricane Andrew, which struck the South Florida area on August 25. Both teams originally were off that weekend, based on the NFL's 16-games-over-17-weeks schedule which allows each team one bye during the season. The Patriots and Dolphins will have their Open Week on September 6, which marks the beginning of the 1992 regular season.
 - Sept. 29 – The Dolphins dip into the free agent market and sign perennial all-pro tight end Keith Jackson, a week after a federal-court ruling in Minneapolis made a free agent of Jackson, in addition to Garin Veris, Webster Slaughter and D.J. Dozier.
 - Oct. 4 – In a 37-10 win over the Buffalo Bills at Rich Stadium, safety Louis Oliver records three interceptions and returns one of his INTs for a 103-yard touchdown. Oliver's return ties for the NFL's all-time longest interception return with a 103-yard return by San Diego's Vencie Glenn against Denver on November 29, 1987.
 - Oct. 18 – Dan Marino throws four touchdown passes as Miami earns a 38-17 win over the Patriots at Joe Robbie Stadium in a game that is rescheduled from September 6 due to the effects of Hurricane Andrew. Marino throws four-or-more touchdowns in a game for the 17th time in his career and ties the all-time NFL record for most career games with four or more touchdown passes with Johnny Unitas.
 - Nov. 16 – During halftime ceremonies of Miami's 26-20 loss to the Buffalo Bills, the 1972 Miami Dolphins team, holders of the only perfect season in NFL history and winners of Super Bowl VII, are honored and inducted into the Dolphin Honor Roll.
 - Dec. 20 – The Dolphins clinch the team's second trip to the playoffs in the last three seasons with a 19-17 come-from-behind win over the New York Jets at Joe Robbie Stadium. In the contest, Dolphins quarterback Dan Marino throws the 290th touchdown pass of his NFL career and ties Johnny Unitas for second place on the NFL's all-time touchdown pass list.
 - Dec. 23 – Dan Marino is named to his team-record seventh Pro Bowl team. He breaks the former team record of six Pro Bowl appearances which he shared with Bob Griese, Bob Kuechenberg and Jim Langer. In addition, Marino is named as a starter in the NFL's annual all-star game for the fifth time in his career and he ties the team record held by Jim Langer.
 - Dec. 27 – The Dolphins clinch the AFC East title with a 16-13 overtime win over the New England Patriots at Foxboro Stadium. Miami closes the regular season with an 11-5 record and coupled with Buffalo's 27-3 loss at Houston later in the day, the Dolphins win the team's first division championship since 1985. In addition, the win marks the 300th regular season victory of Dolphins' Head Coach Don Shula's coaching career.

1993

- Jan. 10 – The Dolphins earn a 31-0 win over the San Diego Chargers in the AFC Divisional Playoffs before a crowd of 71,224 at Joe Robbie Stadium. Miami's 31-point margin of victory is the largest by the team in a playoff game. The previous largest margin of victory in the post-season by the Dolphins was three 21-point wins as Miami had a 21-0 win over the Baltimore Colts on Jan. 2, 1972; a 34-13 win over the San Diego Chargers on Jan. 16, 1983; and a 31-10 win over the Seattle Seahawks on Dec. 29, 1984.
- Jan. 17 – The 1992 season comes to a close. Miami suffers five turnovers (two interceptions and three fumbles) as the team drops a 29-10 decision to the Buffalo Bills in the AFC Championship contest before a crowd of 72,703 at Joe Robbie Stadium.
- Jan. 26 – Kim Helton is named the team's offensive line coach. John Sandusky, who served as assistant head coach/offensive line, remains with the team as assistant head coach and assumes the responsibility of coaching the tight ends. In addition, assistant offensive line coach Dwight Stephenson resigns to pursue his interests in the construction and real estate business.
- Jan. 30 – Former Dolphins great Larry Little is among a group of five named to the Pro Football Hall of Fame. The former Dolphins guard becomes the fifth player in Miami history to earn the honor, joining RB Larry Csonka, QB Bob Griese, C Jim Langer and WR Paul Warfield.
- Feb. 7 – The Dolphin coaching staff leads the AFC to a 23-20 overtime win over the NFC in the Pro Bowl contest played in Honolulu, Hawaii.
- Feb. 11 – Mike Shula resigns as a coaches assistant and is named as tight ends coach of the Chicago Bears.
- Feb. 22 – Tony Nathan, who spent the past five years as a coaches' assistant on the Miami Dolphins coaching staff, is promoted to offensive backs coach. In addition, Carl Taseff, who served as the team's offensive backs coach since joining the Dolphins in 1970, will become more active in other areas of the football operation, including personnel scouting and evaluation, and will maintain a continued involvement in various coaching responsibilities.

- May 21 – Kim Helton resigns as offensive line coach to become head coach at the University of Houston. John Sandusky, who served as offensive line coach from 1976-92, resumes his offensive line coaching responsibilities.
- June 1 – Rich McGeorge is named as assistant offensive line/tight ends coach of the Dolphins.
- June 4 – Dolphins hold last practice session at St. Thomas University, which had served as host to team's training facility since July 12, 1970.
- July 11 – Ribbon cutting ceremonies officially open the Dolphins' new training facility on campus of Nova University in Davie, Fla.
- Sept. 12 – Dan Marino surpasses the 40,000-yard passing mark during Miami's 24-14 loss to the N.Y. Jets. He joins Fran Tarkenton (47,003), Dan Fouts (43,040) and Johnny Unitas (40,239) as the only quarterbacks to gain 40,000 passing yards. Marino attains the 40,000-yard mark in only 153 regular-season games and accomplishes the feat faster than any QB in league history. The previous record for fastest ascent to 40,000 yards was 168 games by Dan Fouts.
- Oct. 10 – Scott Mitchell comes off the bench and replaces an injured Dan Marino (torn right Achilles) and throws a pair of touchdown passes to lead the Dolphins to a 24-14 win at the Cleveland Browns. Mitchell enters the game just before halftime and completes 10 of 16 passes for 118 yards with two touchdowns and an interception. Mitchell is named as AFC Offensive Player of the Week for his performance against the Browns. Marino is placed on Injured Reserve on October 13 and misses the remainder of the season.
- Oct. 24 – Dan Marino misses his first starting assignment in 145 consecutive non-replacement regular season games as Miami earns a 41-27 win over Indianapolis. The game marks the first career NFL start at quarterback for Scott Mitchell as he hits on 12 of 19 passes for 190 yards with a touchdown. Mitchell becomes the eighth player to start at quarterback for the Dolphins since Don Shula was named head coach in 1970.
- Oct. 31 – Don Shula wins the 324th game of his coaching career and ties George Halas for the all-time record for most wins by an NFL head coach as Miami earns a 30-10 win over the Kansas City Chiefs. Shula achieves the coaching milestone in his 31st year (482nd game) of his NFL coaching career as compared to 40 seasons (506 games) for Halas to accomplish the feat. On the field, Scott Mitchell throws for 344 yards and three touchdowns and becomes the first Dolphin quarterback other than Dan Marino to pass for over 300 yards and throw three or more touchdown passes since David Woodley gained 408 yards and threw three scores on October 25, 1981, at the Dallas Cowboys.
- Nov. 14 – The Dolphins endure another quarterback injury as Scott Mitchell suffers a separated shoulder during Miami's 19-14 win at Philadelphia. The win enables Don Shula to record the 325th triumph of his coaching career as he becomes the winningest coach in NFL history surpassing George Halas. In the contest, Doug Pederson replaces Mitchell and enters the game in the third quarter with Miami trailing 14-13. He guides the Dolphins to a pair of field goals and the defense holds the Eagles scoreless in the second half to garner the victory.
- Nov. 25 – The Dolphins post a come-from-behind 16-14 win over the defending and eventual Super Bowl champion Dallas Cowboys on Thanksgiving Day on a sleet covered field at Texas Stadium. Miami improves 3-0 on Thanksgiving as the team had posted victories at St. Louis (55-14 on November 24, 1977) and at Dallas (14-7 on November 22, 1973). In the contest, Miami trails 14-13 with just 15 seconds left in regulation and Pete Stoyanovich's 41-yard field goal attempt for the win is blocked by the Cowboys' Jimmie Jones. However, Dallas' Leon Lett attempts to pick up the loose ball and fumbles and Miami's Jeff Dellenbach recovers the ball on the one-yard line with three seconds remaining. Stoyanovich converts on his second chance and boots a 19-yard field goal on the game's final play to win the contest. The win improves Miami's record to an NFL best 9-2, but the team will fail to win another game during the remainder of the season.
- Dec. 13 – During halftime ceremonies of Miami's 21-20 loss to Pittsburgh, former Dolphin great and Hall of Famer Larry Little is honored and inducted into the Dolphin Honor Roll.
- Dec. 14 – Don Shula is named Sports Illustrated Sportsman of the Year. He is the first professional coach to receive the honor.

1994

- Jan. 2 – The Dolphins lose by a 33-27 count in overtime at New England. It is the fifth consecutive loss for the Dolphins and the team is eliminated from the playoffs later in the day as the Raiders rally from a 17-point deficit to win over Denver and qualify for the playoffs.
 - Jan. 24 – The trustees of the Miami Dolphins sign a definitive agreement with H. Wayne Huizenga to purchase the Robbie family's interests in the Dolphin franchise. The agreement also includes an option for Huizenga to purchase the Robbies' interest in Joe Robbie Stadium.
-

- Feb. 8 – Joel Collier joins the Dolphins as a staff assistant, replacing Carl Taseff.
- March 16 – John Gamble is named as the Dolphins' strength coach.
- March 23 – The National Football League clubs approve transfer of the majority interests in the Miami Dolphins from the Robbie family to H. Wayne Huizenga at the annual league meetings in Orlando, Fla.
- May 6 – Rick Weaver, who had served as play-by-play announcer for the Dolphins since 1970, announces his retirement at the club's annual awards dinner.
- June 28 – H. Wayne Huizenga's purchase of the Robbie Family's remaining 85% of the Miami Dolphins as well as their 50% share of the Joe Robbie Stadium is finalized. The closing leaves Huizenga with 100% ownership of both the Dolphins and Stadium.
- July 21 – H. Wayne Huizenga announces that he has entered into a new agreement with Head Coach Don Shula that extends through the 1996 season. Under the new contract extension, Shula assumes the position of Vice President/Head Coach, and also adds an ownership interest in the team.
- Sept. 4 – After missing the final 11 games of the 1993 season with a torn right Achilles' tendon, Dan Marino returns to action as he throws for 473 yards and five touchdowns to lead the Dolphins to a 39-35 win over the New England Patriots at Joe Robbie Stadium. Marino sets an NFL record by throwing for four or more touchdown passes in a game for the 18th time in his career, breaking his tie with Johnny Unitas, and also throws the 300th touchdown pass of his career to join Fran Tarkenton (343 touchdowns) as the only quarterbacks in NFL history with 300-plus career touchdowns.
- Oct. 2 – Shula Bowl VI makes sports history as it marks the first time in the history of the four major American professional sports (football, baseball, hockey and basketball) that a father and son battle as head coaches with Don Shula and the Dolphins taking on his son, Head Coach David Shula, and the Cincinnati Bengals. The elder Shula improves to 6-0 when coaching against teams which feature one of his sons as a coach or player as the Dolphins earn a 23-7 win over the Bengals.
- Nov. 13 – Chicago's Kevin Butler boots a 40-yard field goal with 54 seconds left in regulation and James Williams deflects a Dolphins field goal attempt with just seven seconds remaining in the game to give the Bears a 17-14 win over the Dolphins in Shula Bowl VII. Miami Head Coach Don Shula battles his son and Bears tight ends coach Mike Shula in the contest and it marks the first time that the elder Shula lost a game in which one of his sons, David or Mike, were either players or assistant coaches on the opposing NFL team.
- Nov. 27 – Quarterback Dan Marino makes history once again with his famous "Clock Play". With the Dolphins trailing the Jets by 18 points in the second half at the Meadowlands, Marino orchestrates a 28-point second-half outburst, including 22 straight to close the contest, as Miami claims a 28-24 victory. All four scores in the second half occur on Marino to Mark Ingram touchdown passes. The game winning points come on first-and-goal with just 22 seconds to play, when Marino approaches the line of scrimmage, appearing poised to clock the ball. However, he takes everyone in the stadium by surprise as he receives the snap, drops back and tosses an eight-yard touchdown pass to Ingram, who ties the Paul Warfield's single-game record of four touchdowns and 24 points, which Warfield achieved against Detroit on December 15, 1973.
- Dec. 7 – Don Shula suffers a torn Achilles' tendon in his right leg and undergoes surgery on the injury on December 9 by Dr. Peter Indelicato and Dr. Dan Kanell. He misses a regular season practice for the first time in his 25 seasons with the team. Shula returns to practice on December 10 and coaches for the remainder of the season on a golf cart.
- Dec. 12 – Bernie Parmalee rushes for 127 yards and scores a pair of touchdowns (one rushing and one receiving) as the Dolphins clinch a playoff spot with a 45-28 win over the Kansas City Chiefs at Joe Robbie Stadium. In the contest, Dolphins Head Coach Don Shula wins his 318th career regular season game and ties George Halas (318 regular season coaching wins) for the all-time record for most career regular season wins by an NFL coach. Center Dwight Stephenson is inducted into the Dolphin Honor Roll during halftime ceremonies.
- Dec. 25 – The Dolphins earn a 27-20 win over the Detroit Lions and clinch the AFC East title. Miami and the New England Patriots both finish with 10-6 records, however the Dolphins win the division title by virtue of a two-game head-to-head sweep over New England during the 1994 season. Dolphins Head Coach Don Shula wins the 319th regular season game of his coaching career and surpasses George Halas (318 regular season coaching wins) for the all-time record for most career regular season wins by an NFL coach. Miami plays on Christmas Day for the second time in team history with the only other Christmas game for the Dolphins being the longest game in NFL history as Miami earned a 27-24 playoff win in double overtime at Kansas City on December 25, 1971.

- Dec. 27 – Defensive tackle Tim Bowens is named NFL Defensive Rookie of the Year by the Associated Press. He becomes the first Dolphins player to win A.P.'s defensive rookie award since A.J. Duhe in 1977.
- Dec. 31 – Dan Marino throws a pair of touchdown passes to lead the Dolphins to a 27-17 win in a First-Round playoff contest against the Kansas City Chiefs at Joe Robbie Stadium. The game is billed as Marino-Montana III and the duel between the two future Hall of Famers lives up to its pregame hype. Marino completes 22 of 29 passes for 257 yards with two touchdowns and no interceptions and Montana counters by hitting on 26 of 37 passes for 314 yards with two scores and an interception. Marino sets an NFL playoff record as he throws for a touchdown pass in his 11th consecutive post-season game and moves past a tie with Montana (San Francisco/ Kansas City) and Ken Stabler (Oakland) for the longest all-time streak in NFL post-season history.

1995

- Jan. 9 – Natrone Means rushes for 139 yards and a touchdown to lead the San Diego Chargers to a 22-21 win over the Miami Dolphins in an AFC Divisional Playoff contest at Jack Murphy Stadium. San Diego took a 22-21 lead with just 35 seconds left in regulation as Stan Humphries threw an eight-yard touchdown pass to wide receiver Mark Seay. The Dolphins had one final chance to win the game as Dan Marino drove the team to the Chargers' 30-yard line but Pete Stoyanovich's 48-yard field goal attempt with eight seconds left was wide right.
- Jan. 18 – Assistant head coach/offensive line John Sandusky announces his retirement. A veteran of over three decades of NFL coaching (he concluded his 36th season in 1994), Sandusky was one of only two coaches to serve as offensive line coach on a Don Shula coached team. Sandusky was offensive line coach with the Colts (1963-69) and Dolphins (1976-94) under Shula, while Monte Clark coached the offensive line with the Dolphins under Shula from 1970-75.
- Feb. 6 – Monte Clark is named as the team's offensive line coach. Clark enters his third tour of duty with the Dolphins, re-joining the team after having served as head offensive line coach at Stanford University during 1993-94.
- Feb. 9 – Dolphins Executive Vice President and General Manager Eddie Jones signs a two-year contract to remain in that capacity through the 1996 season.
- May 19 – The Miami Dolphins sign a two-year agreement with WCMQ radio (1210 AM) to be the Spanish radio outlet for Dolphins games. WCMQ replaces WQBA radio, which had been the team's Spanish station for the previous 13 seasons.
- Sept. 3 – The Dolphins open the season with an explosive offensive display in a 52-15 win over the N.Y. Jets at Joe Robbie Stadium. The 52 points are the second-highest single-game total in team history (behind 55 points at St. Louis on November 24, 1977). In addition, the game is played in 94-degree weather, making it the warmest home game in team history.
- Oct. 1 – The Shula coaching family again makes sports history as father and son battle as head coaches with Don Shula and the Dolphins taking on his son, Head Coach David Shula, and the Cincinnati Bengals. The elder Shula improves to 7-1 when coaching against teams which feature one of his sons as a coach or player with a 26-23 win at the Bengals.
- Oct. 8 – Dan Marino passes Fran Tarkenton (3,686 completions) to become the NFL's all-time leader in career pass completions with a six-yard toss to fullback Keith Byars during the Dolphins' 27-24 overtime loss at Joe Robbie Stadium.
- Nov. 12 – Dan Marino becomes the NFL's all-time career passing yardage leader as he jumps past Fran Tarkenton (47,003 career yards) with a nine-yard pass to Irving Fryar in the first quarter of the Dolphins' 34-17 loss to the New England Patriots at Joe Robbie Stadium.
- Nov. 26 – Dan Marino tosses a six-yard touchdown pass to fullback Keith Byars with 1:03 remaining in the first half for his 343rd career scoring pass and becomes the NFL's all-time touchdown pass leader (surpassing Fran Tarkenton's 342 TDs) during Miami's 36-28 loss at Indianapolis.
- Dec. 11 – Guard/Tackle Bob Kuechenberg is inducted into the Dolphin Honor Roll during half-time ceremonies of Miami's 13-6 win over Kansas City at Joe Robbie Stadium. In the contest, Dan Marino breaks the last of Fran Tarkenton's major passing records (6,467 career attempts) with a pass attempt to wide receiver Randal Hill in the fourth quarter.
- Dec. 24 – The Dolphins post a 41-22 win at St. Louis to finish the regular season with a 9-7 record. The team clinches a playoff berth for the second consecutive season later in the day as the Denver Broncos come from behind late in the contest to win at Oakland and eliminate the Raiders from playoff consideration. Miami's win marks the 347th and final victory in the illustrious head coaching career of Don Shula.

- Dec. 30 – Miami's season ends following a 37-22 loss in an AFC First-Round Playoff Contest in Buffalo. The game is an offensive shootout as the teams combine for an NFL post-season record of 1,038 yards. Dan Marino leads the Dolphins by completing 33 of a career-high 64 pass attempts for 422 yards and a pair of scores, while WR O.J. McDuffie sets team playoff records with 11 catches for 154 yards. The game marks the final contest in Head Coach Don Shula's career.
-

1996

- Jan. 5 – Don Shula, the winningest coach in the history of the NFL, moves from his role as head coach of the team as he assumes another role within the Dolphins organization. He continues to serve as a partner to owner H. Wayne Huizenga and becomes Vice Chairman of the Board of Directors in addition to his status as a part-owner of the team. Shula leaves the sidelines with an overall record 347-173-6 in his 33 years as a head coach, including the last 26 years with the Dolphins (1970-95). He won Super Bowl titles with Miami in 1972 and 1973, posting a combined 32-2 record in those two seasons, and his 1972 team went 17-0, the only undefeated season in NFL annals.
- Jan. 11 – Jimmy Johnson signs a four-year contract to become head coach of the Dolphins, becoming the third head coach in club history, joining George Wilson (1966-69) and Don Shula (1970-95). Johnson joins the team with one of the most successful coaching records in football on both the professional and collegiate levels before spending the previous two years as an NFL analyst for FOX Sports. He is the first head coach in football history to win both a Super Bowl title (Dallas, 1992 and 1993) and a national collegiate championship (University of Miami, 1987).
- Jan. 16 – Dolphins owner H. Wayne Huizenga announces that Eddie Jones has been named President and Chief Operating Officer of the team, and Jimmy Johnson has been named as the club's General Manager/Head Coach. Jones had spent the last six seasons with the team as the club's Executive Vice President and General Manager.
- Jan. 17 – The Dolphins name Cary Godette (defensive line), Pat Jones (tight ends) and Bill Lewis (defense nickel package) to the coaching staff. Prior to joining the Dolphins, Godette, who replaces Joe Greene, had served as defensive line coach for the Carolina Panthers in 1995, Jones was head coach at Oklahoma State University from 1984-94, and Lewis was head coach at Georgia Tech University from 1992-94.
- Jan. 19 – Kippy Brown joins the Dolphins coaching staff as running backs coach, replacing Tony Nathan. Brown had served as running backs coach with the Tampa Bay Buccaneers (1995) and N.Y. Jets (1990-92).
- Jan. 24 – Bob Ackles is named as the Dolphins Director of Football Operations. Ackles joins the team after serving as Director of Football Administration for the Philadelphia Eagles in 1995 and working three years with the Arizona Cardinals as Director of College Scouting (1992-93) and Assistant General Manager (1994).
- Feb. 16 – The Dolphins name Larry Beightol as assistant head coach/offensive line, replacing Monte Clark. In addition to his coaching the offensive line, Beightol also assumes additional administrative responsibilities involving the entire football staff. Beightol joins the Dolphins after having served as offensive line coach with the Houston Oilers (1995), N.Y. Jets (1990-94), San Diego Chargers (1989), Tampa Bay Buccaneers (1987-88) and Atlanta Falcons (1985-86).
- March 1 – The Dolphins name Kevin O'Neill as head athletic trainer and Brad Roll as assistant strength and conditioning coach.
- April 23 – Dan Marino, who broke every significant career passing record in NFL history during the 1995 season, signs a three-year contract through the 1998 season to remain as quarterback of the Miami Dolphins.
- Aug. 26 – Pro Player, a sports apparel company, enters into a 10-year agreement with Joe Robbie Stadium, home of the Dolphins since 1987, to re-name the stadium Pro Player Park. The deal is worth \$2 million annually over the term of the contract.
- Sept. 1 – The Dolphins defeat the New England Patriots, 24-10, at Pro Player Park, in Jimmy Johnson's debut as head coach. Of the three head coaches in team history, Johnson is the only one to record a victory in his initial game. Also, rookie running back Karim Abdul-Jabbar rushes for 115 yards and a TD on 26 carries in Miami's victory over the Patriots, the first Dolphin rookie since Sammie Smith on November 5, 1989, against Indianapolis to rush for 100 yards. He also becomes the first player in Dolphins history to rush for 100 yards in his NFL debut.
- Sept. 10 – Pro Player Park is re-named Pro Player Stadium.
- Sept. 15 – On his 35th birthday, quarterback Dan Marino throws for 257 yards and three touchdowns as the Dolphins defeat the New York Jets, 36-27, at Pro Player Stadium. One of the scoring passes is a 74-yard strike to rookie fullback Stanley Pritchett, the longest completion to a Dolphins running back in team history.
-

- Oct. 27 – Quarterback Dan Marino plays in his 191st regular season game, against Dallas at Pro Player Stadium. In the process, he breaks Bob Kuechenberg's club career record for regular season games played of 190. The game is witnessed by 75,651 fans, the highest attendance figure in Pro Player Stadium history. The previous high was 75,129 for Super Bowl XXIII between San Francisco and Cincinnati on January 22, 1989. The former record for a Dolphins game was 73,080 for a November 20, 1995 contest against San Francisco.
- Oct. 29 – WQAM Radio (560 AM) signs a five-year contract for broadcast rights to the Dolphins, Florida Marlins and Florida Panthers. Dolphins football will be aired on WQAM beginning in the 1997 season and through the year 2001. The Dolphins' flagship station had been WIOD Radio since the team's inception in 1966.
- Oct. 31 – At the NFL fall meetings in New Orleans, the league awards the 1999 Super Bowl to the city of Miami. The game will be played at Pro Player Stadium.
- Nov. 10 – A 36-yard completion to O.J. McDuffie in the second quarter puts quarterback Dan Marino over the 50,000-yard mark for his career, the first quarterback in NFL history to reach that plateau. His eight-yard completion to Fred Barnett in the second quarter is the 4,000th completion of Marino's career, also making him the first quarterback in league history to achieve that feat. These accomplishments occur in a 37-13 victory over Indianapolis at Pro Player Stadium.
- Nov. 25 – At halftime of a 24-17 loss to the Pittsburgh Steelers on Monday Night Football at Pro Player Stadium, former Head Coach Don Shula is inducted into the Dolphin Honor Roll.

1997

- Jan. 14 – Miami Dolphins unveil a modified team logo and new uniforms for the 1997 season. The basic logo and team colors remain the same. The sunburst on the logo is more prominently displayed with the elimination of the hashmarks around the sun's perimeters, while the dolphin's features are accentuated by navy highlights. The home and road jerseys added a script "Dolphins" below the collar, and several subtle accents were added to the uniform to highlight and strengthen the team's traditional colors.
- Jan. 25 – Former head coach Don Shula (1970-95), the NFL's all-time winningest coach with 347 victories, is selected for induction into the Pro Football Hall of Fame in Canton, Ohio.
- March 11 – At the NFL spring meetings in Palm Desert, Calif., the NFL Owners approve limited cross ownership, finalizing H. Wayne Huizenga's ownership of the Dolphins.
- March 21 – Eddie Jones signs a two-year contract extension, which runs through 1998, to remain as the team's president and chief operating officer.
- April 17 – Les Koenning, wide receivers coach at Texas A&M the previous three seasons, is named as an offensive assistant.
- April 18 – The Dolphins unveil the first "official" mascot in team history during a press conference at the team's training facility. He makes his public debut on April 19 at the team's Draft Day party at Pro Player Stadium.
- June 3 – Doug Blevins is named as the team's kicking coach.
- June 4 – "T.D." is picked as the name of the Dolphins official team mascot, it is announced at the team's annual Awards Banquet. Sarah Fernandez and her two sons, Nelson and Vincent, win the "Name the Mascot" contest, and receive two tickets to Super Bowl XXXII in San Diego.
- June 13 – Dan Marino signs a one-year contract extension through the 1999 season.
- July 26 – Don Shula becomes the sixth former Dolphin to be enshrined into the Pro Football Hall of Fame in Canton, Ohio. He is inducted along with Mike Haynes, Wellington Mara and Mike Webster.
- Aug. 4 – The Dolphins travel to Mexico City and earn a 38-19 preseason win over the Denver Broncos before a crowd of 104,629 fans at Estadio Guillermo Canedo. The attendance is the most to ever witness a Dolphins game, surpassing the previous high of 103,667 that saw Miami's 27-17 loss to the Washington Redskins in Super Bowl XVII on January 30, 1983, in the Rose Bowl. The game marks the fourth time overall that the Dolphins have travelled abroad to play a preseason contest and the win improves Miami's record to 4-0 in games played on foreign soil. Miami's previous American Bowl games had been in London (1988), Tokyo (1991) and Berlin (1992). The Dolphins became the first NFL team to win four American Bowl contests, and they also became the first team to win an American Bowl matchup in each of the three continents in which the games have been played.
- Aug. 31 – The Dolphins defeat the Indianapolis Colts, 16-10, at Pro Player Stadium in their 1997 season-opener. It's the Dolphins' first-ever regular season game in the month of August. It also marks their sixth consecutive opening-day victory.

- Oct. 5 – The Dolphins defeat the Kansas City Chiefs, 17-14, at Pro Player Stadium, marking the 300th victory in franchise history, including playoffs. The Dolphins become the second team from the old AFL to reach the 300-win plateau. The Oakland Raiders were the first.
- Oct. 27 – After the Dolphins built a 33-18 fourth-quarter lead, the Chicago Bears storm back for 18 unanswered points, including a Jeff Jaeger 35-yard field goal with 5:35 remaining in overtime, to come away with a 36-33 victory on a Monday night at Pro Player Stadium. It equaled the fourth-largest comeback win ever against Miami. The game originally was scheduled to be played on Sunday, October 26, but was pushed back due to Game 7 of the Marlins-Indians World Series.
- Dec. 14 – The Dolphins are shut out, 41-0, by the Indianapolis Colts in the RCA Dome. The shutout snaps a streak of 162 consecutive games – the second longest active streak in the NFL at the time – in which the Dolphins had scored. The last time Miami had been held scoreless was on November 29, 1987, in a 27-0 loss at the Buffalo Bills.
- Dec. 22 – In the season finale against New England at Pro Player Stadium, left tackle Richmond Webb starts his 110th consecutive regular season game, a new Dolphins record. His 109 straight starts were tied with Jim Langer. The Patriots win the game, 14-12, giving New England the AFC East title. A win by the Dolphins would have made them AFC East champions, but instead they enter the playoffs as a Wild Card team where they must go on the road to face the Patriots the following week, a 17-3 Dolphins loss on December 28.

1998

- Jan. 24 – Former Dolphins center Dwight Stephenson (1980-87) is among a group of five who are elected into the Pro Football Hall of Fame.
- Feb. 11 – Dolphins Head Coach Jimmy Johnson announces changes to the team's coaching staff: Kippy Brown, the Dolphins' running backs coach for the last two years, is named as offensive coordinator, replacing Gary Stevens; Larry Seiple, formerly the club's wide receiver coach, handles the quarterbacks; Joel Collier, a defensive assistant since 1994, coaches the running backs; Robert Ford, tight ends coach with the Dallas Cowboys since 1991, takes over as Miami's wide receivers coach; and Randy Shannon, an assistant at the University of Miami (Fla.), serves as a defensive assistant on the staff.
- March 23 – Jimmy Johnson signs a one-year contract extension to remain the Dolphins General Manager and Head Coach through the year 2000. Johnson originally signed a four-year contract with the club on January 21, 1996.
- Aug. 1 – Center Dwight Stephenson becomes the seventh former Dolphin to be enshrined into the Pro Football Hall of Fame in Canton, Ohio. He is inducted along with Anthony Muñoz, Mike Singletary, Tommy McDonald and Paul Krause.
- Nov. 29 – In a 30-10 victory over the New Orleans Saints at Pro Player Stadium, quarterback Dan Marino throws three touchdown passes, all to O.J. McDuffie. The second one, a seven-yard strike in the fourth quarter, the 400th TD pass of Marino's career, the first quarterback in NFL history ever to reach that plateau.
- Dec. 21 – The Dolphins record a 31-21 victory over the Denver Broncos at Pro Player Stadium in front of an ABC Monday Night Football audience. The win is Miami's 34th on Monday night, as they surpass Oakland as the winningest team in MNF history.
- Dec. 27 – In a season-ending 38-16 loss to the Falcons in Atlanta, wide receiver O.J. McDuffie catches five passes for 82 yards. His second reception of the afternoon, a 28-yard catch in the second quarter, is his 87th of the season, surpassing Mark Clayton (86 in 1988) as the Dolphins' single-season reception leader. McDuffie finishes the year with an NFL-high 90 receptions, the first Dolphin ever to lead the league in this category.

1999

- Jan. 2 – The Dolphins defeat the Buffalo Bills, 24-17, in an AFC First-Round Playoff game at Pro Player Stadium. It represents Miami's first playoff win since December 31, 1994, when they posted a 27-17 victory over the Kansas City Chiefs in a First-Round contest at Pro Player Stadium.
- Jan. 14 – Dave Wannstedt, head coach with the Chicago Bears from 1993-98, is named the Dolphins' assistant head coach.
- Jan. 21 – Paul Boudreau is named offensive line coach.
- March 2 – Eddie Jones signs a three-contract to remain as the team's President and Chief Operating Officer.
- June 15 – Dan Marino signs a two-year contract extension through 2001.
- Sept. 13 – The Dolphins defeat the two-time defending Super Bowl champion Denver Broncos, 38-21, in a season-opening Monday night game at Mile High Stadium. The win was the 300th during the regular season in Dolphins history.

- Oct. 10 – The Dolphins set a franchise record by posting 25 fourth-quarter points, and in the process erase a pair of nine-point deficits to earn a 34-31 triumph over the Colts at the RCA Dome. Quarterback Dan Marino throws a pair of touchdowns in the final period, including a two-yard strike to Oronde Gadsden with 27 seconds to play, lifting Miami to victory. It marks the 35th time in Marino's career that he has led the Dolphins back from a fourth-quarter deficit for a win.
- Oct. 17 – Dan Marino completes an eight-yard pass to Tony Martin in the first quarter against the New England Patriots at Foxboro Stadium. The completion, the first and only one of the game for Marino, puts him over the 60,000-yard passing plateau for his career, the only quarterback in NFL history to attain that mark. Marino leaves the game following the next series with a shoulder injury, forcing him to miss the next five contests. Damon Huard relieves Marino with the Dolphins trailing 7-0. After his first attempt in picked off and returned for a touchdown by Ty Law, Huard goes on to complete 24 of 42 passes for 240 yards with two touchdowns in leading the Dolphins to a 31-30 victory. The game-winning points occur on a five-yard TD pass to Stanley Pritchett with 23 seconds remaining in the game. The Dolphins become the first team in NFL history to win back-to-back road games when trailing by seven or more points after the third quarter.
- Dec. 5 – Former wide receiver Nat Moore becomes the 12th member of the Dolphin Honor Roll during halftime ceremonies against the Indianapolis Colts at Pro Player Stadium.
- Dec. 12 – Kicker Olindo Mare accounts for two field goals against the Jets at the Meadowlands. His first field goal of the game, a 24-yarder, was his 32nd of the season, breaking Pete Stoyanovich's club single-season records of 31, which Stoyanovich had set in 1991.
- Dec. 21 – Cornerback Sam Madison, kicker Olindo Mare and linebacker Zach Thomas are named to the AFC Pro Bowl squad, the first selection for all three. Madison becomes the first cornerback in team history to be voted to the Pro Bowl squad.
- Dec. 27 – Kicker Olindo Mare boots a 37-yard field goal against the Jets in a Monday night game at Pro Player Stadium. The field goal was his 38th of the season, as he became the NFL's single-season field goal leader, surpassing John Kasay, who had amassed 37 field goals with Carolina in 1996. Mare would finish the season with 39 field goals.

2000

- Jan. 9 – The Dolphins defeat the Seattle Seahawks, 20-17, in an AFC First-Round Playoff game at the Kingdome, the final football game at the stadium. The win is Miami's first road playoff victory since they defeated the Pittsburgh Steelers in the 1972 AFC Championship Game at Three Rivers Stadium. Quarterback Dan Marino completes 17 of 30 passes for 196 yards with one touchdown and no interceptions in the victory, in which he guides a late drive that leads to the game-winning touchdown with 4:48 remaining.
- Jan. 15 – The Dolphins drop a 62-7 decision to the Jacksonville Jaguars in an AFC Divisional Playoff game at ALLTEL Stadium. The contest is the final one in the playing career of quarterback Dan Marino and coaching career of Jimmy Johnson.
- Jan. 16 – Jimmy Johnson, the Dolphins' General Manager/Head Coach since 1996, retires. Dave Wannstedt, the team's Assistant Head Coach in 1999, is named Head Coach.
- Jan. 24 – Jim Bates is named defensive coordinator, replacing George Hill. Clarence Brooks is named defensive line coach, replacing Cary Godette.
- Feb. 1 – Chan Gailey, the Head Coach with the Dallas Cowboys from 1998-99, is named offensive coordinator, replacing Kippy Brown. Randy Shannon, a defensive assistant with the Dolphins from 1998-99, is promoted to linebackers coach.
- Feb. 7 – Mike Shula, the offensive coordinator with the Tampa Bay Buccaneers from 1996-99, re-joins the Dolphins as quarterbacks coach, replacing Larry Seiple. Shula previously had served as an assistant on Miami's coaching staff from 1991-92. Judd Garrett is named as an offensive assistant, and Robert Nunn is named as a defensive assistant.
- Feb. 10 – Quarterback Dan Marino, the Dolphins' first-round draft choice in 1983 and the NFL's all-time leading passer, voids the final two years of his contract, thus becoming a free agent.
- Mar. 13 – Dan Marino announces his retirement from professional football.
- Apr. 14 – The Dolphins unveil Dan Marino's permanent encased locker at the team's Nova Southeastern University training facility, the first of its kind in club history.
- May 3 – The Dolphins name Rick Spielman as Vice President-Player Personnel. Spielman had served as Director of Pro Personnel with the Chicago Bears since 1997.
- June 12 – Huizenga Holdings, Inc., the private company that represents many of the non-publicly traded business interests of the Huizenga family, announces that it retained the investment banking firm of Morgan Stanley Dean Whitter to explore strategic alternatives regarding the financial structure of the Miami Dolphins and Pro Player

- Stadium. Alternatives include the potential of additional investors in the team and the stadium, as well as naming rights for the stadium.
- Aug. 21 – The portion of N.W. 199 Street in front of Pro Player Stadium is re-named “Dan Marino Boulevard.” The new address for the Dolphins’ home becomes 2269 Dan Marino Boulevard.
 - Aug. 23 – More than 50,000 fans show up at Pro Player Stadium for the public tribute to Dan Marino. The night’s festivities include appearances by the five other members of the famed quarterback “Class of ’83” – John Elway, Jim Kelly, Todd Blackledge, Tony Eason and Ken O’Brien – as well as former Dolphins Head Coach Don Shula and former Steelers quarterback Terry Bradshaw. The band “Hootie and the Blowfish” provide the musical entertainment, while the four-hour event concludes with a gala fireworks display.
 - Sept. 3 – Jay Fiedler opens at quarterback in the Dolphins’ season-opener against Seattle at Pro Player Stadium. Fiedler is the first quarterback to start on opening day for the Dolphins other than Dan Marino since 1983. Fiedler completes 15 of 24 passes for 134 yards with one touchdown and no interceptions in the Dolphins’ 23-0 win, the third shutout victory on opening day in franchise history and the first since 1983.
 - Sept. 17 – The Dolphins defeat the eventual Super Bowl champion Baltimore Ravens, 19-6, in a game that was played through a steady rain at Pro Player Stadium. At halftime of the game, former quarterback Dan Marino has his jersey No. 13 retired, the second Dolphin ever to receive that honor. He also becomes the 13th member of the Dolphin Honor Roll.
 - Oct. 23 – On a Monday night at the Meadowlands, the Dolphins hold a commanding 30-7 fourth-quarter lead over the New York Jets. The Jets, however, post 30 of the 37 points scored in the fourth quarter to send the game into overtime, where John Hall ends the four hour, ten minute epic with a 40-yard field goal, 6:47 into the extra period. It is the largest comeback win ever against the Dolphins, while it also marks the longest game in the history of Monday Night Football.
 - Dec. 24 – The Dolphins earn a 27-24 victory over the Patriots on Christmas Eve at Foxboro Stadium to claim the 12th AFC East title in club history and the first since 1994. Thirty-five minutes following the apparent conclusion of the game, both teams are summoned back onto the field after it is determined that three seconds still remain with the Patriots having the ball at their own 40. Michael Bishop’s final pass attempt of the game falls incomplete at about the Dolphins’ 25.
 - Dec. 30 – The Dolphins erase a 14-0 third-quarter deficit by scoring 23 of the next 26 points en route to a 23-17 overtime win against the Colts in an AFC First-Round Playoff game at Pro Player Stadium. It marks the second-largest comeback win in Dolphins postseason annals. The winning points are scored on a 17-yard run by running back Lamar Smith with 3:34 to play in the first overtime. It caps a day in which Smith set an NFL playoff record with 40 rushing attempts. His 209 rushing yards is the second-highest figure in NFL playoff history and the most-ever by a Dolphin (regular season or postseason) at the time.

2001

- Jan. 6 – The Raiders defeat the Dolphins, 27-0, in a Divisional Playoff game in Oakland. It is the first time that Miami has been shutout in 38 postseason contests.
- Jan. 15 – Keith Armstrong is named special teams coach and Tony Wise is hired as offensive line coach.
- Jan. 27 – Former linebacker Nick Buoniconti, who anchored Miami’s “No-Name” defense, leading the Dolphins to two straight Super Bowl victories, becomes the eighth former Dolphin to be elected into the Pro Football Hall of Fame, and the first defensive player.
- Feb. 2 – Head Coach Dave Wannstedt signs a one-year contract extension through the 2003 season.
- Mar. 1 – Bob Sanders is named linebackers coach, replacing Randy Shannon, who became the defensive coordinator at the University of Miami.
- May 9 – Vice President of Player Personnel Rick Spielman signs a one-year contract extension through the 2003 season. In addition, Ron Labadie is promoted to Director of College Scouting, after serving as the Dolphins’ midwest scout since 1990. Tom Braatz, the team’s Director of College Scouting since 1992, is named as a scout, and John Crea is named as the Dolphins’ midwest area scout.
- June 4 – George Paton is named Director of Pro Personnel, replacing Tom Heckert, Jr., who was named Director of Player Personnel with the Philadelphia Eagles.
- Aug. 4 – Former linebacker Nick Buoniconti is inducted into the Pro Football Hall of Fame, the eighth Dolphin and first defensive player to earn that honor.

- Sept. 13 – In the wake of the September 11 terrorist attacks, the NFL announces that it will cancel games for the weekend of September 16-17. The Dolphins game against the Buffalo Bills at Pro Player Stadium is re-scheduled for Sunday, January 6.
- Dec. 10 – The Dolphins earn a resounding 41-6 victory over the Indianapolis Colts on a Monday night at Pro Player Stadium, the last game that these two teams would play as AFC East opponents, prior to realignment in 2002. For the Dolphins, it is their 36th victory on Monday Night Football, as they surpass San Francisco as the winningest team in MNF history.
- Dec. 16 – The Dolphins are handed a 21-0 shutout by the San Francisco 49ers at 3Com Park. Coupled with their 24-0 loss to the Jets at Pro Player Stadium on November 18, it marks just the third time in franchise history and the first time since 1970 that the Dolphins suffer two shutout losses in the same season.
- Dec. 22 – Playing their third game in 13 days, the Dolphins drop a 20-13 decision to the New England Patriots in the last regular season game ever played at Foxboro Stadium.
- Dec. 30 – With a 21-14 win over Atlanta at Pro Player Stadium, the Dolphins clinch their fifth playoff appearance in a row, as they become the only NFL team to reach the postseason in each of these five years, a span ranging from 1997-01.

2002

- Jan. 6 – In a game that was originally scheduled to be played on September 16, but cancelled because of terrorist attacks, the Dolphins clinch a home First-Round Playoff game with a 34-7 season ending win over Buffalo, just the fourth time in team history that the Dolphins have played a regular season game in the month of January. On the game's final play, Brock Marion picks off a Travis Brown pass and races 100 yards for a touchdown, as the Dolphins establish a club single-season record for interception returns for touchdowns (five) and defensive touchdowns (six).
- Jan. 28 – Bryan Wiedmeier is promoted to Executive Vice President and Chief Operating Officer and Rick Spielman is promoted to Senior Vice President – Football Operations/Player Personnel.
- Feb. 5 – The Dolphins name Norv Turner as their Assistant Head Coach/Offensive Coordinator, taking over from Chan Gailey, who had been named Head Coach at Georgia Tech. In addition to serving as Head Coach with the Washington Redskins from 1994-00, Turner also was the offensive coordinator with both Dallas (1991-93) and San Diego (2001).
- Feb. 13 – Head Coach Dave Wannstedt signs a one-year contract extension through the 2004 season.
- March 14 – The Dolphins and WQAM Radio sign a new two-year contract for the station to continue to serve as the team's flagship through 2003.
- June 5 – At the team's annual Kickoff Banquet, President Eddie Jones announces that former running back Larry Csonka will have his uniform jersey No. 39 retired during halftime ceremonies of the Dolphins' December 9 game against Chicago at Pro Player Stadium. Csonka will become the third player to receive this honor, joining QB Bob Griese (No. 12 on May 6, 1982) and QB Dan Marino (No. 13 on September 17, 2000).
- Sept. 8 – The Dolphins record their 11th consecutive opening day victory with a 49-21 decision over the Detroit Lions at Pro Player Stadium. Making his Dolphins debut, RB Ricky Williams rushes for 111 yards and two touchdowns on 20 carries, the fifth-highest rushing total by a player in his initial appearance as a Dolphin.
- Sept. 22 – The Dolphins snap an eight-game losing streak to the Jets with a convincing 30-3 win at Pro Player Stadium. The victory also marks the Dolphins' 17th straight at home during the regular season in the months of August/September. Ricky Williams rushes for 151 yards and a touchdown on 24 attempts, becoming the first player in team history to amass three straight 100-yard rushing games. Coupled with his 132-yard effort the previous week at Indianapolis, his two-game rushing total of 283 yards sets a new Dolphins record, surpassing the old mark of 273, which had been held by Bernie Parmalee since 1994. Williams will go on to break this two-game record three subsequent times during the course of the season.
- Oct. 13 – In their first of four prime-time appearances of the year, the Dolphins register a 24-22 win over the Denver Broncos in their first-ever visit to INVESCO Field at Mile High. Jason Elam's 55-yard field goal with 45 seconds to play gives Denver a 22-21 lead. Olindo Mare counters with a 53-yarder with six seconds remaining to lift the Dolphins to the victory. It marks the first time in NFL history that a kicker from each team has accounted for a field goal of 50 yards or longer with less than a minute to play in a game.
- Nov. 24 – Ricky Williams establishes a new club single-season standard with his sixth 100-yard rushing game of the season with a 143-yard, two-touchdown effort in a 30-3 victory over San Diego at Pro Player Stadium. He breaks the old mark of five, which was first set by Delvin Williams in 1978.

- Dec. 1 – Ricky Williams further etches his name into the Dolphins' record book when he rushes for 228 yards and two touchdowns on 27 carries in a 38-21 loss to the Bills in Buffalo. This single-game total surpasses the previous record of 209 yards, set by Lamar Smith in a 2000 First-Round Playoff victory over Indianapolis. In the process, Williams also surpasses Delvin Williams' club single-season record of 1,258 yards, achieved in 1978. In addition, with Williams overtaking the 1,200-yard rushing mark, the conditional third-round draft choice in 2003 that the Dolphins sent to the Saints in the trade for Williams on March 8, now becomes a second-round pick.
- Dec. 9 – In a 27-9 victory over the Chicago Bears in a Monday night game at Pro Player Stadium, Ricky Williams becomes just the third player (fourth time) in NFL history to amass back-to-back 200-yard rushing games, as he runs for 216 yards and two touchdowns on 31 carries. He joins Hall of Famers O.J. Simpson (1973, 1976) and Earl Campbell (1980) as the only players to achieve this feat. His two-game rushing total of 444 yards is the fourth-most in NFL annals, while his 587 yards over the three-game span is third-most in league history. In the process, he breaks his own club record with his fourth consecutive 100-yard rushing performance. It also represents his fourth straight game with a pair of rushing scores. His total for the game gives him 1,500 yards for the season, as the second-round draft choice that the Saints get from the Dolphins as part of the trade now becomes a first-rounder in '03. At halftime of the game, former FB Larry Csonka has his jersey No. 39 retired, just the third Dolphin ever to receive that honor, joining quarterbacks Bob Griese (No. 12) and Dan Marino (No. 13).
- Dec. 21 – Jason Taylor is credited with 1.5 sacks as he ties Bill Stanfill's club single-season record for sacks with 18.5, during the game against the Vikings at the Hubert H. Humphrey Metrodome. Taylor also extends his streak of consecutive games with a sack to eight. That streak will come to an end in the season finale the following week as he is shut out by the Patriots. Taylor's sack total leads the NFL in 2002, as he becomes the first Dolphin ever to achieve that feat.
- Dec. 29 – Ricky Williams rushes for 185 yards and two touchdowns on 31 attempts against the Patriots in Miami's first-ever visit to Gillette Stadium. His second score of the game occurs on a 14-yard run in the second quarter, his 16th rushing score of the season and establishes a new Dolphins single-season record for rushing touchdowns, surpassing the previous mark of 15 set by Karim Abdul-Jabbar in 1997. Williams also finishes the year as the team's single-season leader for rushing yards (1,853), attempts (383), 100-yard rushing games (10) and total yards from scrimmage (2,216). His rushing yardage total also leads the NFL in 2002, as he becomes the first Dolphin ever to earn that distinction.

2003

- Feb. 2 – Ricky Williams rushes for 56 yards and two touchdowns on 11 attempts, catches three passes for 18 yards while also forcing a fumble on special teams in the AFC's 45-20 victory over the NFC in the Pro Bowl in Honolulu. For his efforts, Williams is named the game's MVP, just the second Dolphin ever to win that honor, joining kicker Garo Yepremian who came away with the award in the 1974 game.
- Feb. 13 – The Dolphins name Glenn Pires as assistant defensive line coach, replacing Robert Nunn, who left to become defensive line coach with the Washington Redskins. Pires had spent the previous two seasons as linebackers coach with the Detroit Lions.
- May 2 – Tom Braatz, a veteran of 38 seasons as an NFL front office executive, announces his retirement. Braatz had joined the Dolphins in 1992 as Director of College Scouting and spent his final two years with the club as a college scout. Chris Grier, the team's southeast college scout the past three years, is promoted to national scout.
- May 4 – Former Dolphin David Woodley (1980-83), an eighth-round draft choice in 1980 who started at quarterback for the Dolphins in Super Bowl XVII against Washington, passes away in his hometown of Shreveport, La.
- May 9 – Quarterbacks Coach Mike Shula, who played quarterback at the University of Alabama from 1983-86, is introduced as the school's head coach.
- Oct. 27 – The Dolphins record a 26-10 victory over the San Diego Chargers in a Monday night game at Sun Devil Stadium in Tempe, Arizona. The game originally was scheduled to be played at Qualcomm Stadium in San Diego, but is moved because of wildfires that devastate Southern California. After arriving in San Diego Sunday evening, the Dolphins board a flight to Phoenix the morning of the game, at approximately 11:00 a.m. (PT).
- Nov. 23 – In a Sunday night game against Washington at Pro Player Stadium, the Dolphins don orange jerseys in a 24-23 win over the Redskins. It is the first time in franchise history that the Dolphins have worn a jersey color other than white or aqua.
- Nov. 27 – The Dolphins improve their Thanksgiving Day record to 4-1 with a 40-21 victory over the Dallas Cowboys at Texas Stadium. The Dolphins wear their "throwback" jerseys,

commemorating the 30th anniversary of the 1973 team that captured the club's second straight Super Bowl title.

- Dec. 15 – At halftime ceremonies against the Philadelphia Eagles at Pro Player Stadium, former wide receivers Mark Duper and Mark Clayton become the 14th and 15th members of the Dolphin Honor Roll.
- Dec. 21 – In a 20-3 win over the Buffalo Bills at Ralph Wilson Stadium, DE Jason Taylor registers three sacks, and in the process becomes the Dolphins' all-time sack leader, surpassing Bill Stanfill, whose mark of 67.5 had stood since 1976.
- Dec. 29 – Owner H. Wayne Huizenga announces that the Dolphins will restructure their football operations for the 2004 season, including the search for a General Manager who will be responsible for all personnel matters on both the professional and college levels, as well as the makeup of the Dolphins roster. Head Coach Dave Wannstedt is given a two-year contract extension through the 2006 season.

2004

- Jan. 12 – Rick Spielman is promoted to General Manager from Senior Vice President-Football Operations/Player Personnel, a position in which he had served since 2002. He first joined the club as Vice President-Player Personnel since 2000. In addition, Dan Marino is named Senior Vice President/Football Operations.
- Jan. 26 – Joel Collier is promoted to offensive coordinator from running backs coach. He takes over the spot which became vacant when Norv Turner was named Head Coach with the Oakland Raiders. Marc Trestman, who had been with the Raiders each of the previous three seasons, including the last two as offensive coordinator, is named assistant head coach/quarterbacks. Miami native Jerry Sullivan is appointed wide receivers coach after spending each of the previous three seasons with the Arizona Cardinals, including 2003 as the team's offensive coordinator.
- Feb. 2 – Bernie Parmalee is promoted to running backs coach from assistant special teams/offensive assistant, while Chris Foerster is named tight ends coach after handling that same position with the Indianapolis Colts each of the previous two seasons.
- Feb. 3 – Dan Marino resigns as Senior Vice President/Football Operations, saying, "I knew it would involve a significant lifestyle change but after further reflection, it became clear that those adjustments were ones that my family and I are not prepared to make at this time. As a result, I have decided that it would not be in the best interests of either my family or the Miami Dolphins to assume the role as the team's Senior Vice President of Football Operations."
- May 10 – Head Coach Dave Wannstedt announces several adjustments to the coaching staff for the 2004 season. Chris Foerster, who was hired earlier in the offseason to coach the team's tight ends, was named offensive coordinator. Joel Collier will return to coaching the running backs, a position that he had held since 1998. Bernie Parmalee, who had been named running backs coach in the offseason following two years as an offensive assistant, will tutor the Dolphins' tight ends. These changes were necessitated because of health-related reasons on the part of Collier.
- July 25 – Running back Ricky Williams informs the Miami Herald of his intention of retiring from professional football.
- July 30 – On the day the Dolphins report for the 39th training camp in franchise history, the club places Ricky Williams on its Reserve/Did Not Report list.
- Sept. 9 – Because of the threat of Hurricane Ivan, the Dolphins regular season opener against Tennessee is moved up one day, from September 12 to September 11, at Pro Player Stadium.
- Sept. 26 – Kickoff for the Dolphins-Steelers game at Pro Player Stadium is moved from 1:00 p.m. to 8:30 p.m., one day after South Florida feels the effects of Hurricane Jeanne.
- Oct. 10 – Kicker Olindo Mare aggravates a calf injury during pre-game warm-ups prior to a game against New England at Gillette Stadium. It thrusts return man Wes Welker into kicking duties. Not only did Welker perform his usual punt and kickoff return chores, but he also converted both a 29-yard field goal attempt and a PAT, and kicked off as well, becoming the first player in NFL history to do all five in the same game. Although the Dolphins lost, 24-10, Welker was named AFC Special Teams Player of the Week.
- Nov. 9 – Dave Wannstedt steps aside as head coach. Defensive coordinator Jim Bates takes over on an interim basis.
- Nov. 21 – In Jim Bates' first game as head coach, the Dolphins suffer a 24-17 loss at Seattle, dropping their record to 1-9, clinching the franchise's first losing season since 1988.

- Nov. 28 – After spending the entire week in San Francisco preparing for their game against the 49ers, the Dolphins give Jim Bates his first win as an NFL head coach by virtue of their 24-17 victory at Monster Park.
- Dec. 25 – While in Orlando, Fla., preparing for his team's Capital One Bowl game against Iowa, LSU Head Coach Nick Saban announces that he will accept an offer to become the sixth head coach in Dolphins history.
- Dec. 27 – Nick Saban signs a five-year contract to become head coach of the Dolphins.

2005

- Jan. 10 – Owner H. Wayne Huizenga announces major organizational and stadium changes through the creation of an innovative sports and entertainment company, Dolphins Enterprises, LLC. This company now will serve as an umbrella for all of the Huizenga sports and entertainment entities. In addition, Pro Player Stadium is re-named Dolphins Stadium. Improvements to the stadium include a remodeled club level and luxury suites, improved traffic flow, additional parking and state-of-art scoreboards.
- Jan. 10 – Derek Dooley, Will Muschamp and Bobby Williams, all of whom were on Nick Saban's staff at LSU in 2004, are named as assistants on the Dolphins' staff. Scott O'Brien, the special teams coach with Carolina the past six seasons, is named Coordinator of Football Operations. Jim Bates informs Nick Saban that he will not be returning to the Dolphins' coaching staff in 2005.
- Jan. 13 – Former Dallas Cowboys and NFL executive Joe Bailey is named Chief Executive Officer of Dolphins Enterprises, LLC.
- Jan. 19 – Former Minnesota Vikings offensive coordinator Scott Linehan is named to the same post with the Dolphins. George Edwards, Travis Jones and Dan Quinn all are named assistants on the defensive side of the ball.
- Jan. 25 – Charlie Baggett is named wide receivers coach and Hudson Houck is named offensive line coach. Baggett had held the same position with the Minnesota Vikings for the previous five seasons, while Houck had tutored the offensive line of the San Diego Chargers since 2002.
- Feb. 2 – Jason Garrett, who concluded his 12-year career as a player by spending the final six games of 2004 with the Dolphins, is named the team's quarterbacks coach.
- Feb. 5 – In his first year of eligibility, former quarterback Dan Marino is one of four elected into the Pro Football Hall of Fame, becoming the ninth former Dolphin to earn this honor.
- Feb. 14 – Tim Davis is named assistant offensive line coach and Bert Hill is named associate strength coach.
- March 1 – Richard Smith is named defensive coordinator. Smith had been the assistant head coach/linebackers with the Detroit Lions for the past two seasons. In addition, Dolphins Head Coach Nick Saban announces the assignments of several coaches who had previously been hired to the staff; Derek Dooley-tight ends, George Edwards-linebackers, Travis Jones-assistant defensive line, Will Muschamp-assistant head coach/defense, Dan Quinn-defensive line, Bobby Williams-running backs. Among his responsibilities, Muschamp will work with the team's safeties and the nickel package.
- March 15 – The Dolphins enter into a multi-year partnership with 790 The Ticket, in which the station will serve as the team's flagship through at least the 2006 season.
- June 3 – General Manager Rick Spielman announces that he is leaving the organization.
- June 6 – The Dolphins announce the hiring of Randy Mueller as general manager.
- June 8 – The Dolphins waive/fail physical DT Tim Bowens, the team's first-round draft choice in 1994, paving the way for him to retire as a Dolphin. Bowens had been the last tie to the Don Shula-era. At the team's annual Awards Banquet, it is announced that the Leadership Award is renamed the "Don Shula Leadership Award." In addition, former team President Eddie Jones is named the first winner of the new "Winning Edge Award."
- June 9 – Former tackle Richmond Webb signs a one-day contract with the team, allowing him to retire as a Dolphin.
- July 14 – Former wide receiver Nat Moore is added to the Dolphins radio broadcast team on 790 The Ticket as the sideline reporter. He joins fellow former Dolphins Jimmy Cefalo (play-by-play) and Joe Rose (analyst), as the Dolphins become the only NFL team to have three alumni on their game broadcasts.
- Aug. 7 – QB Dan Marino becomes the ninth former Dolphin and eighth player to be inducted into the Pro Football Hall of Game in Canton. More than 20,000 – most of whom are Marino fans – pack Fawcett Stadium. Dolphins owner H. Wayne Huizenga flies team employees and their families to Canton for the ceremonies.

- Oct. 6 – Dolphins Stadium is awarded Super Bowl XLIV following the 2009 season, the second time in a matter of four years and the 10th time overall that the Super Bowl will have been staged in South Florida.
- Oct. 7 – The Dolphins announce that the busts of their nine Hall of Famers will be on display at Dolphins Stadium from October 22-29 as part of the newly created "Gallery of Legends."
- Oct. 20 – The impending arrival of Hurricane Wilma forces the Dolphins to move their Sunday, October 23 home against the Kansas City Chiefs up two days to Friday, October 21 at 7:00 p.m. It is the third time in two years that the Dolphins have had either the date or time of a home game altered because of a hurricane. The opening of the "Gallery of Legends," slated for October 22, also is postponed.
- Nov. 2 – The "Gallery of Legends" makes its public debut at Dolphins Stadium.
- Nov. 6 – At halftime of the Dolphins' game against the Atlanta Falcons at Dolphins Stadium, Dan Marino is presented with his Hall of Fame ring, an event that originally was scheduled to take place at the October 23 game against Kansas City, but postponed because of Hurricane Wilma.
- Dec. 4 – Trailing the Buffalo Bills 21-0 in the second quarter, the Dolphins go on to score 24 of the game's next 26 points, including 21 in the fourth quarter, as they register the second-largest comeback win in team history, 24-23. Chris Chambers highlights the victory as he sets Dolphins single-game records for both receptions (15) and receiving yards (238).
- Dec. 11 – The Dolphins earn a 23-21 victory over the San Diego Chargers at Qualcomm Stadium. It marks Miami's second win on the West Coast in a matter of three weeks, as they recorded a 33-21 victory over the Raiders in Oakland on November 27. It is the first time in team history that they have won two road games in the Pacific Time Zone in the same season.
- Dec. 21 – WR Chris Chambers, DE Jason Taylor and LB Zach Thomas are named to the AFC Pro Bowl squad. For Thomas, it is the sixth selection of his career, the most of any defender in Dolphins history.

2006

- Jan. 10 – Bryan Wiedmeier is elevated to President/COO of the Miami Dolphins. Wiedmeier had served the club since 1981, including the last four years as Executive Vice President/COO.
- Jan. 22 – Former Buffalo Bills Head Coach Mike Mularkey is named offensive coordinator, taking over for Scott Linehan, who after just one year in his post with the Dolphins, was named head coach with the St. Louis Rams.
- Jan. 24 – Former Carolina Panthers and Houston Texans Head Coach Dom Capers joins the Dolphins staff as a special assistant to Head Coach Nick Saban.
- Apr. 8 – In conjunction with Season Ticket Holder Appreciation Day, Dolphins Enterprises CEO Joe Bailey announces a major repositioning of Dolphins Stadium. Anchored by the unveiling of a new stadium logo and the world's largest hi-definition video boards, the announcement included renaming the stadium "Dolphin Stadium" and a marketing strategy that will position the stadium to be one of the world's leading sports and entertainment facilities.
- Apr. 25 – The NFL announces that running back Ricky Williams will be suspended for at least one year for violating the league's substance abuse policy.
- Nov. 19 – Jason Taylor scores on a 51-yard interception return to lead the Dolphins to a 24-20 win over the Minnesota Vikings at Dolphin Stadium. Taylor's touchdown is the seventh of his career, which ties George Martin's NFL record for most career touchdowns by a defensive lineman. Taylor's interception return for a score, coupled with safety Renaldo Hill's 48-yard fumble return for a touchdown, marks just the second time in franchise history that the Dolphins have had a fumble return for a touchdown and an interception return for a touchdown in the same game.
- Dec. 3 – Former safety Dick Anderson becomes the 16th member of the Dolphin Honor Roll during halftime ceremonies of the game against Jacksonville at Dolphin Stadium.
- Dec. 19 – Linebacker Zach Thomas and defensive end Jason Taylor are named to the AFC Pro Bowl squad. For Thomas, it is the seventh such honor of his career, tying him with Richmond Webb for the second-most selections in franchise history.
- Dec. 25 – At halftime ceremonies of the Jets game at Dolphin Stadium, former tackle Richmond Webb becomes the 17th member of the Dolphin Honor Roll.

2007

- Jan. 3 – Head Coach Nick Saban resigns his post with the Dolphins after accepting the same position at University of Alabama.

- Jan. 5 – Defensive end Jason Taylor is named the Associated Press Defensive Player of the Year, becoming the third Dolphin to earn that honor, joining safety Dick Anderson (1973) and defensive end Doug Betters (1983).
- Jan. 19 – Cam Cameron, the offensive coordinator with the San Diego Chargers since 2002, is named the seventh head coach in Dolphins history.
- Feb. 2 – At an international press conference at the Miami Beach Convention Center, it is announced that the Dolphins will take part in the first-ever NFL regular season game to be staged outside of North America, as they will face the New York Giants on October 28, 2007 at London's Wembley Stadium.
- Mar. 16 – Dennis Sym, more commonly known to Dolphins Fans as "Dolfan Denny" dies at the age of 72. Sym led Miami crowds in cheers and chants in his glittering orange and aqua hat from the Dolphins' first game in 1966, starting in the stands. In 1976, then team owner Joe Robbie asked Denny to move down to the field as the team's official motivator. Sym retired in 2000.
- Apr. 23 – WQAM Radio enters into an agreement with the Dolphins to air Dolphins games once again, starting in 2007 and running through at least 2009.
- Oct. 7 – Jason Taylor starts his 119th straight game in a matchup against the Texans at Houston's Reliant Stadium, setting a new Dolphins record, one that was formerly held by Richmond Webb.
- Oct. 21 – In a 49-28 loss to the New England Patriots at Dolphin Stadium, Jason Taylor intercepts a Matt Cassel pass and returns it 36 yards for a TD, giving him eight career touchdowns. In the process, he sets an NFL record for most career touchdowns by a defensive lineman. He had been tied with former New York Giant George Martin.
- Dec. 16 – Three plays after Matt Stover misses a 44-yard field goal attempt on the first possession of overtime, Cleo Lemon hits Greg Camarillo, who outraces a Ravens secondary for a 64-yard touchdown, as the Dolphins record a 22-16 victory over Baltimore at Dolphin Stadium, their lone win of 2007. At halftime of the game, the Dolphins honor their 1972 Perfect Season Team, who are celebrating its 35th anniversary of having gone 17-0.
- Dec. 20 – Bill Parcells, a head coach in the NFL for 19 years, most recently with Dallas in 2006 and whose teams reached the Super Bowl three times, including a pair of championships, is named the Dolphins' Executive Vice President of Football Operations.
- Dec. 23 – Jason Taylor plays in his 129th straight league game in a contest against the Patriots at Foxborough Stadium, establishing a new Dolphins record, one that was formerly held by Jim Langer.
- Dec. 31 – It is announced that General Manager Randy Mueller will be leaving the club.

2008

- Jan. 2 – Jeff Ireland, a member of the Dallas Cowboys personnel department since 2001, including the past three seasons as Vice President of College Scouting, is named General Manager.
- Jan. 3 – Head Coach Cam Cameron and all but two members of his staff (George Edwards, Steve Hoffman) are released from their duties.
- Jan. 16 – Tony Sparano, a veteran of nine seasons as an NFL assistant, including the past four with the Dallas Cowboys, is named the eighth head coach in Dolphins history.
- Feb. 3 – Just prior to kickoff of Super Bowl XLII between the Patriots and Giants at University of Phoenix Stadium, Jason Taylor is named the Walter Payton NFL Man of the Year for his work off the field. He becomes the third player to win this prestigious award as a Dolphin, joining a pair of Hall of Famers in Dwight Stephenson (1985) and Dan Marino (1998).
- Feb. 22 – Owner Wayne Huizenga announces that Stephen M. Ross of New York and Palm Beach has become a 50 percent partner in the franchise, the stadium and the surrounding developable land. The transaction is contingent upon approval of the National Football League.
- March 31 – At the NFL Annual Meeting in Palm Beach, Fla., the league's owners unanimously approve the sale of 50 percent of the Miami Dolphins to Stephen M. Ross.
- Apr. 22 – Owning the No. 1 pick in the NFL Draft for the first time in team history, the Dolphins sign University of Michigan tackle Jake Long to a multi-year contract, making him the top pick in the draft, four days before the first day of the draft (April 26).
- Sept. 21 – The Dolphins defeat the New England Patriots, 38-13, at Gillette Stadium, snapping the Patriots' 19-game regular season winning streak. In the game, the Dolphins unveil their Wildcat offense, which produces four touchdowns, each of which involves Ronnie Brown. They include three rushing scores while Brown also throws a touchdown. Brown racks up four rushing scores overall on the afternoon, a new Dolphins record.

- Dec. 7 – The Dolphins and Bills take part in the NFL's first-ever regular season game staged in Canada as the Dolphins record a 16-3 victory at the Rogers Centre in Toronto.
- Dec. 14 – At halftime of a 14-9 win over San Francisco at Dolphin Stadium, Bob Baumhower and Doug Betters become the 18th and 19th members of the Dolphin Honor Roll during halftime ceremonies.
- Dec. 21 – The Dolphins rack up 403 yards of total offense en route to a 38-31 victory over Kansas City at Arrowhead Stadium. It's a game in which the lead changes hands seven times. The mercury at kickoff read 10 degrees, making it the coldest game in Dolphins history. With a wind chill, the temperature is minus-12 degrees.
- Dec. 28 – The Dolphins cap a 10-game turnaround from 2007 with a 24-17 victory over the Jets at the Meadowlands, giving the Dolphins a record of 11-5 and the AFC East title, just one year after finishing 1-15. The 10-game improvement ties the 1999 Indianapolis Colts for the largest in NFL history.
- Dec. 30 – The National Football League announces that Dolphin Stadium will host the Pro Bowl on January 31, 2010, one week prior to also hosting Super Bowl XLIV. It will be the first time the game is played prior to a Super Bowl and only the second Pro Bowl played in the same city as the Super Bowl. The Los Angeles Coliseum hosted the first Super Bowl on January 15, 1967 as well as that year's Pro Bowl.

2009

- Jan. 15 – Dave DeGuglielmo is named offensive line coach. DeGuglielmo comes to the Dolphins with 18 years of coaching experience, including spending the previous five seasons with the New York Giants.
- Jan. 20 – Wayne Huizenga and Stephen M. Ross jointly announce that Ross has closed on the purchase of an additional 45 percent of the Miami Dolphins and Dolphin Stadium. Coupled with his earlier purchase of 50 percent of the franchise, the stadium, and the excess developable land last February 22, Ross now has 95-percent ownership of the Dolphins and the stadium while Huizenga will retain a five-percent share of both and remains a 50 percent partner in that land.
- Jan. 20 – Rookie tackle Jake Long is added to the AFC Pro Bowl squad. He becomes just the fourth No. 1 overall pick in the draft to earn this honor since 1970, and the first one who was not a running back.
- Feb. 21 – Darren Rizzi is named assistant special teams coach. Rizzi joins the Dolphins after spending the 2008 season as the head coach at the University of Rhode Island.
- May 3 – Mike Dee is named as Chief Executive Officer of the Miami Dolphins and Dolphin Stadium by Dolphins Owner and Managing General Partner Stephen M. Ross. Dee is responsible for the business development and growth of both entities and to position the team and the stadium in the forefront of the sports and entertainment field. Dee joins the Dolphins after 14 years in Major League Baseball, including the last five as Chief Operating Officer of the Boston Red Sox.
- May 8 – Owner and Managing General Partner of the Miami Dolphins, Stephen M. Ross, and celebrated singer songwriter Jimmy Buffett announce that Dolphin Stadium will be renamed Land Shark Stadium. The unique branding brings Buffett's Margaritaville and Land Shark themes to enhance the game-day experience. To mark the announcement, Buffett performs three songs and unveils the new lyrics to his iconic song "FINS", written expressly for the team.
- June 25 – Stephen M. Ross, Owner and Managing General Partner of the Miami Dolphins, announces that 19-time Grammy Award-winning producer Emilio Estefan and international superstar Gloria Estefan are joining the organization as limited partners of the franchise. The Estefans are the first Cuban-Americans to hold an ownership stake in an NFL franchise and one of the few Hispanics league-wide to hold this unique distinction.
- July 21 – Owner and Managing General Partner of the Miami Dolphins, Stephen M. Ross announces that Grammy Award-winning singer/songwriter Marc Anthony is joining the organization as a limited partner of the franchise.
- Aug. 7 – Miami Dolphins owner Stephen Ross announces that world-renowned artist Romero Britto will bring Land Shark Stadium alive through his iconic art. The stadium's helixes and gate entrances will be adorned by Britto's high-energy and vibrant art, adding life and a touch of South Florida to the venue. In connection with the Dolphins celebration of Hispanic Heritage Month, children from various community organizations under the Brazilian artist's direction help paint the helixes with Britto's pulsating colors and pop themes.
- Aug. 25 – Owner and Managing General Partner of the Miami Dolphins, Stephen M. Ross announces that Venus and Serena Williams, who have 18 Grand Slam tennis singles titles combined and are residents of Palm Beach Gardens, are joining the

organization as limited partners of the franchise. The Williams sisters are the first female African-Americans to hold an ownership stake in a NFL franchise and one of the few African-Americans league-wide to hold this unique distinction.

- Sept. 21 – The Dolphins open the 2009 home schedule with a prime time Monday night ESPN contest against the Indianapolis Colts, marking the team's first prime time home opener since a Thursday night against the Pittsburgh Steelers on September 10, 1981 and the first home opener on Monday night since September 22, 1975 against the Oakland Raiders.
- Oct. 12 – For the third time in team history (all in home prime time games), the Dolphins wear orange jerseys and defeat the New York Jets, 31-27, at Land Shark Stadium in a Monday Night contest. The win gives the Dolphins a perfect 3-0 record in those contests, having defeated the Washington Redskins, 24-23, on Nov. 23, 2008, and the New England Patriots, 29-28, on Dec. 20, 2004.
- Oct. 13 – The National Football League approves Stacy Ann Ferguson as a proposed limited partner of the franchise during the NFL Fall Meetings that were held in Boston. Ferguson, who is better known by the stage name 'Fergie', the female vocalist of the hip hop/pop group the Black Eyed Peas, is the sixth celebrity partner approved by the NFL and added to the franchise by Owner and Managing General Partner, Stephen M. Ross.
- Nov. 1 – In the Dolphins' 30-25 victory over the New York Jets at Giants Stadium, Ted Ginn, Jr. becomes the first player in NFL history with two touchdowns of 100 yards or more in the same game, running kickoffs back 100 and 101 yards for touchdowns, both in the third quarter. The third-year veteran also becomes the eighth player in NFL history with two kick return touchdowns in a game. Additionally, Ginn becomes the first player to record two returns for touchdowns in the same quarter since Green Bay's Travis Williams accomplished the feat November 12, 1967 vs. the Cleveland Browns in Milwaukee County Stadium. Ginn also records the second most kickoff return yards in a game in NFL history with 299 yards, which is second to Tyrone Hughes of the New Orleans Saints who registered 304 yards against the L.A. Rams on October 23, 1994.
- Dec. 20 – Ricky Williams has 19 carries for 80 yards at Tennessee, eclipsing the 1,000-yard mark for the season. Williams finishes the season with 1,121 rushing yards and breaks the NFL record for longest span between 1,000-yard seasons. Williams' last 1,000-yard season came in 2003, six seasons earlier. He finished second to Ernest Byner by 98 yards for the most yards in a single season between 1,000 yard rushing seasons.

2010

- Jan. 19 – Bill Sheridan is named linebackers coach. Sheridan joins the Dolphins after spending the 2009 season as the defensive coordinator of the New York Giants.
- Jan. 20 – Mike Nolan is named defensive coordinator, replacing Paul Pasqualoni, after spending the 2009 season as the defensive coordinator of the Denver Broncos.
- Jan. 20 – The Miami Dolphins and the U.S. division of Sun Life Financial Inc. (NYSE: SLF, TSX: SLF) announce a multi-dimensional partnership that results in the team playing in what is now called "Sun Life Stadium." In addition to acquiring naming and sponsorship rights, which go into effect for the upcoming Pro Bowl and Super Bowl, Sun Life Financial, a leading international financial services organization, makes Miami and South Florida a major part of a multi-city philanthropic endeavor through an annual partnership with the Miami Dolphins Foundation.
- Jan. 31 – The Miami Dolphins unveil the "Perfect Moment in Time" statue in honor of Hall of Fame Coach Don Shula. The bronze statue adorns the entrance of the new Dolphins corporate headquarters at Sun Life Stadium, marking the return of the Dolphins front office to Miami-Dade County after 16 years. In addition, the stadium address is announced as 347 Don Shula Drive in honor of the head coach's career victory total.
- Jan. 31 – The 2010 Pro Bowl, the first contested prior to the Super Bowl and only the second Pro Bowl played in the same city as the Super Bowl, is staged at Sun Life Stadium. Houston Texans quarterback Matt Schaub is named the games' MVP while leading the AFC to a 41-34 win.
- Feb. 7 – The New Orleans Saints rally with 15 unanswered points in the fourth quarter to defeat the Indianapolis Colts, 31-17, to win Super Bowl XLIV. It is the tenth Super Bowl held in Miami at the home stadium of the Miami Dolphins: the newly named Sun Life Stadium had hosted four previous Super Bowls (XXIII, XXIX, XXXIII, and XLI) and five were played in the Miami Orange Bowl (II, III, V, X, XIII).
- Feb. 24 – Joe Danna is named assistant defensive backs coach. Danna joins the Dolphins after spending the 2009 season with the Atlanta Falcons as a defensive assistant.
- Mar. 1 – The Dolphins announce a six-year radio broadcast rights partnership with Clear Channel Communications that results in WBGW (105.9 FM) and WINZ (940 AM) becoming the Dolphins flagship stations.

- May 20 – In an emotional press conference, Zach Thomas announces his retirement after signing a free agent contract with the Dolphins. It allows him to finish his career with the team that he played for in his first 12 seasons in the league (1996-2007), making seven Pro Bowls and registering 100 or more tackles in all but one season in that span.
- Oct. 5 – Darren Rizzi is promoted to special teams coach. He had served as the team's assistant special teams coach since 2009.
- Oct. 19 – The Dolphins break their own record for the largest total for a single-site, one-day blood drive in Florida history during the Second Annual Touchdown for Life Blood Drive at Sun Life Stadium. A record 1,567 participants registered, exceeding last year's record in which there were 1,003 blood donors.
- Nov. 14 – The Miami Dolphins honor long-time Miami Herald columnist Edwin Pope by naming the press box at Sun Life Stadium the "Edwin Pope Press Box."
- Nov. 18 – During halftime ceremonies of the team's game against the Chicago Bears, former Dolphins safety Jake Scott and defensive end Bill Stanfill become the 20th and 21st members to be inducted into the Dolphins Honor Roll. The pair were also teammates at the University of Georgia prior to joining the Dolphins.
- Nov. 20-21 – More than 400 cyclists take part throughout two days of the inaugural Dolphins Cycling Challenge. DCC riders cycle across three South Florida counties and raised \$533,106 to support cancer research and treatment for the Sylvester Comprehensive Cancer Center.
- Dec. 5 – Dan Carpenter kicks a 60-yard field goal against the Cleveland Browns at Sun Life Stadium, which breaks the record for longest field goal in team history. The record had been set by Pete Stoyanovich who booted a 59-yard kick on November 12, 1989 at the New York Jets.

2011

- Jan. 2 – With six carries at New England, Ricky Williams sets the team record for most career rushing attempts with 1,509. Williams passes Hall of Famer Larry Csonka, who held the record with 1,506 attempts.
- Jan. 8 – Head Coach Tony Sparano signs a contract extension through the end of 2013 season.
- Jan. 19 – Brian Daboll is named offensive coordinator. Daboll spent the previous two seasons in the same position with the Cleveland Browns. Prior to his experience in Cleveland, Daboll spent seven years on Bill Belichick's coaching staff with the New England Patriots, the first two as a defensive assistant and the last five (2002-06) as wide receivers coach.
- Jan. 20 – The Dolphins name Jeff Nixon as running backs coach and Darren Krein as head strength and conditioning coach.
- Jan. 22 – General Manager Jeff Ireland signs a multi-year contract extension.
- Jan. 24 – Dan Campbell is named tight ends coach. Campbell originally joined the staff prior to the 2010 season, serving as a coaching intern/offense.
- Jan. 26 – The Dolphins announce several changes to their coaching staff. Special teams coach Darren Rizzi is promoted to special teams coordinator, Karl Dorrell is now the quarterbacks coach after directing the team's wide receivers, former offensive quality control coach Steve Bush is now the wide receivers coach, Dave Fipp is named as the assistant special teams coach, Tony Sparano, Jr. is named offensive quality control coach and Ike Hilliard joins the team as assistant wide receivers coach.
- Feb. 21 – Former Dolphins Pro Bowl linebacker Bryan Cox returns to the organization as the team's pass rush coach. Cox spent the previous two seasons as the defensive line coach for Cleveland Browns (2009-10). He began his NFL coaching career as an assistant defensive line coach for the New York Jets (2006-08).
- May 4 – A public memorial service to celebrate the life and achievements of former Dolphins tight end and long-time broadcaster Jim "Mad Dog" Mandich, who passed away on April 26 after a battle with bile-duct cancer, is held in front of a crowd of several thousand fans at Sun Life Stadium. At the celebration it is announced that Mandich will be inducted to the Dolphin Honor Roll as a "Special Contributor."
- Aug. 1 – Jason Taylor re-signs with the Dolphins for the third stint with the team. A veteran of 15 seasons, the former NFL Defensive Player of the Year (2006) and NFL Man of the Year (2007) has played with the Dolphins (1997-2007, 2009), Redskins (2008) and N.Y. Jets (2010).
- Aug. 19 – Hall of Fame quarterback Bob Griese is added to the Dolphins radio booth, replacing Jim Mandich, who had passed away earlier that year in April. Griese rounds out the radio broadcast crew of play-by-play voice Jimmy Cefalo and color analyst Joe Rose. Griese has been a member of the television broadcast crew at CBS-4 broadcasting Miami's preseason games for the past 21 years. He also worked as a color analyst on college football games for ABC for almost 30 years.

- Sept. 12 – Hours before the season opener against the Patriots, Dolphins owner Steve Ross is accompanied by Tim Robbie and Hall-of-Famers Dan Marino, Bob Griese, Larry Little and Dwight Stephenson as he re-dedicates a statue of team founder Joe Robbie on the newly named Joe Robbie Alumni Plaza, located at Gate C of Sun Life Stadium. The plaza will be the place where Dolphins legends from the player side and the fan side will be honored going forward.
- Dec. 4 – A little more than an hour before the Dolphins and Raiders game at Sun Life Stadium, original owner Joe Robbie and nine Dolphins legends took their place on the newly minted Walk of Fame. The shrine surrounds a statue of the late Robbie as the centerpiece of the Joe Robbie Alumni Plaza. Hall-of-Famers Don Shula, Dan Marino, Bob Griese, Nick Buoniconti, Jim Langer, Larry Little, Larry Csonka and Dwight Stephenson and Paul Warfield joined Robbie in having their names immortalized in bronze. At halftime, former Dolphins tight end and broadcaster Jim Mandich became the 22nd member of the Dolphin Honor Roll.
- Dec. 12 – Todd Bowles, who had served as Miami's Assistant Head Coach/Secondary since joining the organization prior to the 2008 season, is named as the team's interim head coach, replacing Tony Sparano.
- Dec. 18 – Reggie Bush gains a career high 203 rushing yards in Miami's 30-23 win. The performance marks the fourth time in team history that a Dolphins running back surpasses the 200-yard rushing mark, joining Ricky Williams (228 yards at Buffalo on December 1, 2002 and 216 yards vs. Chicago on December 9, 2002) and Lamar Smith (209 yards vs. Indianapolis in an AFC Playoff contest on December 30, 2000). Bush scores on a 76-yard touchdown run in the fourth quarter at Buffalo. It is the third-longest rush from scrimmage in team history, behind 77-yard touchdown runs by Leroy Harris (December 5, 1977 vs. Baltimore) and Keith Byars (November 25, 1993 at Dallas).
- Dec. 24 – Reggie Bush tops the 100-yard rushing mark for the fourth consecutive game with 113 yards at the Patriots and surpasses the 1,000-yard rushing mark. It marks the 12th time in team history that a Dolphins runner has posted a 1,000-yard rushing season. In the game, Bush and wide receiver Brandon Marshall become first 1,000-yard rushing and receiving tandem in a single season in franchise history.

2012

- Jan. 1 – Jason Taylor is carried off the field by his teammates in the final game of his record-setting career following Miami's 19-17 season-ending victory over the New York Jets. Taylor, who announced his retirement on December 28, 2011, finishes his career with 139.5 sacks (sixth-most in NFL history), an NFL-record six fumble returns for touchdowns and six Pro Bowl appearances. The win is the 400th regular season triumph in Dolphins history.
- Jan. 20 – Joe Philbin is named as the tenth head coach in Miami Dolphins team history. Philbin joins Miami from the Green Bay Packers, where he originally joined the team on February 10, 2003 as assistant offensive line coach. He was promoted to tight ends/assistant offensive line on February 27, 2004 and was promoted by Head Coach Mike McCarthy to offensive line coach on January 17, 2006, and to offensive coordinator on January 15, 2007.
- Jan. 27 – Mike Sherman is named as offensive coordinator and Kevin Coyle joins the organization as defensive coordinator, bringing a combined 68 years of coaching experience. Sherman most recently was a college head coach at Texas A&M, where he spent four years (2008-11) and was the head coach of the Green Bay Packers for six seasons (2000-05). Coyle comes to Miami after more than a decade with the Cincinnati Bengals, the last nine (2003-11) as their defensive backs coach.
- Jan. 29 – Brandon Marshall catches six passes for 176 yards and four touchdowns in the Pro Bowl and is named as the game's MVP following a 59-41 AFC victory. Marshall joins kicker Garo Yepremian (1974) and running back Ricky Williams (2003) as the only Dolphins to be named as the MVP of the NFL's annual all-star game.
- Jan. 30 – George Edwards is named as Miami's linebackers coach and Zac Taylor as assistant quarterbacks coach. The team also announces that tight ends coach Dan Campbell, strength coach Darren Krein and special teams coordinator Darren Rizzi have been retained on Head Coach Joe Philbin's staff.
- Feb. 2 – Jim Turner is named as team's offensive line coach. The Dolphins also announce that defensive quality control coach David Corrao, assistant special teams coordinator Dave Fipp, assistant strength coach Dave Puloka and defensive line coach Kacy Rodgers have been retained on the coaching staff.
- Feb. 4 – The Dolphins name Lou Anarumo as defensive backs coach, Phil McGeoghan as assistant wide receivers coach and Ken O'Keefe as the wide receivers coach.
- Feb. 10 – Coach Joe Philbin completes his coaching staff by naming Blue Adams as assistant defensive backs coach, Charlie Bullen as defensive assistant, Ben Johnson as

- offensive assistant, Chris Mosley as assistant offensive line coach and announcing that running backs coach Jeff Nixon has been retained.
- April 3 – The Miami Dolphins, Nike and the NFL reveal the team's new jersey at a special event in New York City. The primary change to the Dolphins uniform is performance-based with a new uniform material as well as cut of the jersey. The most noticeable design change is the "flywire technology" on the collar.
 - May 29 – Head Coach Joe Philbin announces that the Dolphins will participate in the 2012 season of *Hard Knocks*, a reality sports documentary television series produced by NFL Films and HBO. The show follows a single NFL team through its training camp and covers the team's preparation for the upcoming football season.
 - June 28 – Director of Player Personnel Brian Gaine is promoted to Assistant General Manager.
 - Aug. 8 – The Dolphins announce a comprehensive marketing and community partnership agreement with Doctors Hospital Center for Orthopedics & Sports Medicine, a division of Baptist Health South Florida. The partnership includes the naming rights to the team's training facility in Davie, Florida with the complex now officially known as the Doctors Hospital Training Facility at Nova Southeastern University.
 - Aug. 10 – Senior Vice President of Football Operations Dawn Aponte is promoted to Executive Vice President of Football Administration.
 - Sept. 9 – Ryan Tannehill becomes the first rookie quarterback in franchise history to start a season opener when he lines up behind center at the Texans. Tannehill would go on to start all 16 regular season games and become the first rookie signal caller to accomplish that feat as well.
 - Sept. 30 – Wide receiver Brian Hartline sets a team record with 253 receiving yards in Miami's game at the Cardinals. Hartline's receiving yardage total surpasses the previous record of 238 yards set by Chris Chambers on December 4, 2005. In addition, quarterback Ryan Tannehill's throws for 431 passing yards which are the second most (now third) in NFL history by a rookie passer. Lastly, defensive end Cameron Wake records 4.5 sacks, the most by a Dolphins player in team history (since 1982 when sacks became an NFL official statistic).
 - Oct. 14 – Former Dolphins defensive end/linebacker Jason Taylor and linebacker Zach Thomas are inducted into the Dolphin Honor Roll during halftime of Miami's 17-14 win over the St. Louis Rams at Sun Life Stadium. Taylor played 13 seasons with Miami (1997-2007, 2009, 2011), earning six Pro Bowl trips. He is the all-time Dolphins sack leader with 131 sacks. He was named the 2006 NFL Defensive Player of the Year and 2007 Walter Payton NFL Man of the Year Award Winner. Thomas played twelve seasons (1996-2007), earning seven Pro Bowl honors, the second most in team history. Thomas notched 11 seasons of 100 or more tackles and led Miami in tackles 10 of his 12 years with the team.
 - Nov. 15 – Kick returner Marcus Thigpen scores on a 96-yard kickoff return at Buffalo and becomes the first Dolphins player to return both a kickoff and a punt for a touchdown in the same season. Thigpen ran back a punt 72 yards for a score in the season opener at Houston on September 9.
 - Nov. 25 – With a nine yard completion to wide receiver Davone Bess against the Seahawks, quarterback Ryan Tannehill sets a team record for most passing yards in a season by a Dolphins rookie quarterback. Tannehill passes Dan Marino, who passed for 2,210 yards as a rookie in 1983. Tannehill would go on to finish his rookie campaign with 3,294 yards.
 - Dec. 15 – The world premiere of "More Than Perfect. One Team, One Town. The Impact Of The 1972 Miami Dolphins" takes place at the historic Olympia Theater at the Gusman Center for the Performing Arts in Downtown Miami. The film, produced by Bombo Sports & Entertainment in cooperation with NFL Films, is a one of a kind feature which sheds new light on one of team sports greatest achievements through a series of never-before-seen footage and exclusive interviews with both players and community leaders.
 - Dec. 16 – During halftime ceremonies of Miami's 24-3 win over the Jacksonville Jaguars, the organization celebrates the 40th anniversary of the NFL's only perfect team, the 1972 Super Bowl champion Miami Dolphins. Led by Hall-of-Fame Head Coach Don Shula, a large contingent of the members of that championship team also honors their defensive coordinator, Bill Arnsparger, who has his name added to the Dolphin Honor Roll. Prior to the game, defensive tackle Manny Fernandez (1968-75), quarterback Don Strock (1974-87), quarterback Earl Morrall (1972-76), defensive tackle Tim Bowens (1994-2004) and wide receiver Nat Moore (1974-86) are added to the team's Walk of Fame at the Joe Robbie Alumni Plaza in front of Gate C at Sun Life Stadium.

2013

- Jan. 30 – Marwan Maalouf is named as assistant special teams coach. The team also announces a series of promotions, including defensive assistant coach Charlie Bullen to assistant defensive line coach, offensive assistant Ben Johnson to assistant quarterbacks coach and assistant quarterbacks coach Zac Taylor to quarterbacks coach.
- March 29 – Dolphins CEO Mike Dee confirms the team's new logo, which still includes navy and white accents. The newly evolved logo remains aqua and orange, though the colors return to the hues worn by the '70s and '80s teams.
- April 25 – The Dolphins officially debut the organization's logo and uniform evolution at the team's 2013 Fins on the Clock Draft Party at Sun Life Stadium. The event features a host of current and former Dolphins greats, including the evolution of the Dolphins uniforms featuring Bob Griese, Dan Marino and Jason Taylor in the uniforms of their time followed by the debut of the team's new uniform modeled by current players.
- May 29 – Dolphins General Manager Jeff Ireland announces promotions within the player personnel department, including Anthony Hunt as Director of Pro Scouting, Joe Schoen as Assistant Director of College Scouting, Adam Engroff as National Scout and Cody Rager as West Coast Area Scout.
- Aug. 4 – The Dolphins debut their new logo and uniforms as the team kicks off the 2013 season against the Dallas Cowboys and makes its fourth appearance in the Pro Football Hall of Fame Game in Canton, Ohio.
- Aug. 20 – President Barack Obama welcomes Head Coach Don Shula and more than 20 members of the 1972 Super Bowl champion Miami Dolphins to the White House to honor the NFL's only perfect season. It did not become common practice for Super Bowl champions to visit the White House until after 1980.
- Sept. 9 – Dolphins Owner and Managing General Partner Stephen Ross names Tom Garfinkel as president and chief executive officer of the Miami Dolphins and Sun Life Stadium. In his role, Garfinkel is responsible for all business operations of the Dolphins and Sun Life Stadium, including all budget responsibility. Garfinkel replaces Mike Dee, who resigned on July 17 to become the CEO of the San Diego Padres.
- Sept. 22 – Quarterback Ryan Tannehill caps a 75-yard scoring drive with a 1-yard touchdown pass to rookie tight end Dion Sims with 38 seconds left in the game to give the Dolphins a 27-23 comeback win against the Atlanta Falcons. The win against Atlanta has the Dolphins sitting at 3-0 for the first time since 2002.
- Oct. 24 – The NFL announces the Dolphins will play the Oakland Raiders at London's Wembley Stadium as a part of the International Series in 2014. The game, which will take place on Sept. 28, will be the second regular season visit by the Dolphins to the United Kingdom since the International Series began in 2007 and the third regular season game played outside the United States in the franchise's 48-year history. The first came on Oct. 28, 2007 when Miami hosted the New York Giants in the inaugural International Series game in front of 81,176 fans at Wembley Stadium. The matchup of the two storied franchises was the first-ever regular season NFL game played in the United Kingdom. In addition to the first-ever International Series game in London in 2007 against the Giants, the Dolphins also participated in the Bills' Toronto Series as they faced the Buffalo Bills on Dec. 7, 2008 in Toronto, Canada.
- Oct. 31 – Defensive end Cameron Wake sacks Cincinnati quarterback Andy Dalton in the end zone for a safety to give the Dolphins a 22-20 overtime win on Halloween. This game marks only the third time in league history that a game in overtime ends on a safety. The other two times occurred when the Minnesota Vikings defeated the St. Louis Rams 23-21 (11/5/89) and when the Chicago Bears defeated the Tennessee Titans 19-17 (11/14/04). At halftime, former Dolphins linebacker and five-time Pro Bowl selection John Offerdahl becomes the 26th member of the Dolphins Honor Roll.
- Dec. 15 – Signed off the San Francisco 49ers practice squad just five days prior to the game, safety Michael Thomas seals the Dolphins' first victory against the Patriots since Dec. 6, 2009 when he intercepts New England quarterback Tom Brady in the end zone with 2 seconds remaining to preserve the 24-20 victory at Sun Life Stadium. For his efforts, Thomas will be named AFC Defensive Player of the Week.

2014

- Jan. 15 – Head Coach Joe Philbin names Bill Lazor as offensive coordinator. Lazor joins the Dolphins after serving as quarterbacks coach of the Philadelphia Eagles in 2013. He had previous coaching tenures in the NFL with the Seattle Seahawks (2008-09), Washington Redskins (2004-07) and Atlanta Falcons (2003).
- Jan. 21 – Mark Duffner is named linebackers coach by Head Coach Joe Philbin. Duffner spent the previous eight seasons in Jacksonville (2006-13) as the linebackers coach of the Jaguars.

- Jan. 28 – Dolphins Owner and Managing General Partner Stephen Ross names Dennis Hickey as the team's general manager. Hickey joins the Dolphins after spending 18 years with the Tampa Bay Buccaneers, including the past three seasons as the team's director of player personnel. In his new role with the Dolphins, Hickey is responsible for football operations and administration, including directing the college and pro personnel departments. He directs all scouting efforts involving the college draft, free agency, the Canadian Football League, and personnel of the other 31 NFL teams.
- Jan. 29 – John Benton, who spent the previous eight seasons with the Houston Texans as their offensive line coach, is hired as Miami's assistant offensive line coach.
- March 1 – Head Coach Joe Philbin announces the promotion of John Benton to offensive line coach and the hiring of Jack Bicknell Jr. as the team's assistant offensive line coach. Benton originally joined the Dolphins on Jan. 29, 2014 as assistant offensive line coach. Bicknell comes to Miami after spending the 2013 season as the offensive line coach for the Pittsburgh Steelers.
- April 3 – Ryan Grove is named as the team's head athletic trainer. Grove joins Miami after spending 18 seasons with the Pittsburgh Steelers, including the past 15 years (1999-2013) as the team's assistant athletic trainer.
- May 15 – Eric Stokes is named assistant general manager by General Manager Dennis Hickey. Stokes joins the Dolphins after spending the previous two seasons (2012-13) with the Tampa Bay Buccaneers as director of college scouting.
- May 19 – General Manager Dennis Hickey names Joe Schoen as director of player personnel. Schoen completed his sixth season in 2013 as a part of the Dolphins' scouting staff and first in his role as assistant director of college scouting. He served the first five years with Miami as one of the team's national scouts. Schoen came to Miami in 2008 after spending his first seven years in the NFL with the Carolina Panthers.
- June 17 – The Sun Life Stadium modernization plan moves forward as the Miami-Dade County Commission approves by a 7-4 vote a Performance-Based Marquee Event Grant Agreement. Under the agreement, Dolphins owner Stephen Ross agrees to fund the modernization project with private funds. Upon completion, the stadium will become eligible for performance grants tied to marquee events such as Super Bowls, college football championships, college football semifinals, World Cup soccer matches, as well as other international soccer events for a period of 20 years.
- June 28 – The Dolphins commence work on the modernization of Sun Life Stadium. The multi-year construction project, which will encompass a host of improvements, including all-new seats, a shade canopy, new video boards, and concourse and concession improvements, is expected to be complete by the start of the 2016 football season.
- Aug. 8 – Miami Dolphins General Manager Dennis Hickey officially announces promotions and recent additions to the football operations staff. Ryan Herman is promoted to director of football administration after serving as manager of football administration, while former scouting assistants Chris Buford and Max Gruder are named college scout and pro scout, respectively. Additionally, the Dolphins name Mike Tannenbaum as consultant, Dennis Lock as head analyst, Dave Regan as sports science analyst, Brad Forsyth and Marcus Hendrickson as college scouts, J.P. McGowan as scouting assistant and Jonathan Gress as assistant athletic trainer/physical therapist.
- Aug. 24 – Miami Dolphins Chairman of the Board and Managing General Partner Stephen Ross announces that former Dolphins quarterback and Pro Football Hall of Famer Dan Marino has been named special advisor. In his role, Marino will work with the organization in a variety of different capacities.
- Sept. 7 – The Dolphins outscore the New England Patriots 23-0 in the second half to pace a 33-20 win at Sun Life Stadium. The last time Miami blanked New England in the second half occurred on Dec. 23, 2007 at New England. Additionally, the last time Miami scored 30-or-more points in a season opener was in a 34-10 victory at home against Denver on September 11, 2005.
- Sept. 21 – Prior to kickoff of the Dolphins and Chiefs game at Sun Life Stadium, former defensive end Jeff Cross, cornerback Sam Madison, running back Tony Nathan and guard Ed Newman become the fourth class of Dolphins greats to be inducted into the team's Walk of Fame.
- Sept. 28 – The Dolphins make their second regular season trip to London's Wembley Stadium a successful one with a 38-14 triumph against the Oakland Raiders. The final score represents Miami's most lopsided victory since Nov. 20, 2011 when they beat the Buffalo Bills 35-8.
- Oct. 26 – Safety Louis Delmas (81 yards) and cornerback Brent Grimes (22 yards) return interceptions for touchdowns to lead Miami to a 27-13 victory against the Jacksonville Jaguars at EverBank Field. This marks the fifth time in franchise history the Dolphins had two interception returns for touchdowns in the same game, and the

first time since 1998 when they did it against the Oakland Raiders. It also happened in 1983 against the New York Jets, in 1982 also against the Jets, and in 1973 against the Pittsburgh Steelers.

- Nov. 2 – The Dolphins earn a 37-0 win against the San Diego Chargers at Sun Life Stadium. It is the Dolphins' first shutout victory since Dec. 10, 2006 when they beat the New England Patriots 21-0 in Miami. It also is the Dolphins' most lopsided shutout victory since 1987 when they beat the Kansas City Chiefs 42-0 in a strike replacement game. Additionally, it is the widest margin of victory for a shutout in the NFL since the Carolina Panthers defeated the New York Giants 38-0 on Sept. 22, 2013.
- Nov. 13 – The Dolphins wear their all aqua uniform combination (aqua pants and jerseys) for the fourth time in franchise history for the team's 22-9 prime-time win against the Buffalo Bills. Miami improves to 3-1 when wearing all aqua. The previous times the Dolphins went with all aqua uniforms were Monday night, Dec. 9, 2002 against the Chicago Bears (27-9 win), Monday night, Dec. 15, 2003 against the Philadelphia Eagles (34-27 loss) and Sunday night, December 26, 2004 against the Cleveland Browns (10-7 win).
- Dec. 5 – The Dolphins hire Mary Ellen Bingham as team nutritionist as part of the organization's efforts to improve player performance and health.
- Dec. 21 – Rookie defensive end Terrence Fede blocks a punt through the end zone for a safety with 41 seconds left to give the Dolphins a 37-35 victory against the Minnesota Vikings at Sun Life Stadium. Miami becomes the first team in NFL history to produce a go-ahead safety in final minute of a fourth quarter. It is a team-record third blocked punt of the season and the fifth blocked kick for the Dolphins on the season, the most since the team blocked seven in 1977. At halftime, former Dolphins defensive tackle Manny Fernandez became the 27th inductee to the team's Honor Roll. In the post game locker room, Dolphins Chairman of the Board and Managing General Partner Stephen Ross announces that Head Coach Joe Philbin will return as coach of the team in 2015.
- Dec. 28 – In Miami's season finale game against the New York Jets, quarterback Ryan Tannehill throws for 259 yards to finish the season with 4,045 passing yards and running back Lamar Miller rushes for 178 yards to close with 1,099 rushing yards on the season as the Dolphins produce the first season in franchise history with a 4,000-yard passer and a 1,000-yard rusher. Miller records a 97-yard touchdown run in the third quarter of the game, setting the franchise record for longest run as well as the third-longest run in NFL history, behind a 98-yard run by Ahmad Green in 2003 and Tony Dorsett's 99-yard run for the Dallas Cowboys in 1982.

2015

- Jan. 6 – Miami Dolphins Owner and Managing General Partner Stephen Ross names long-time NFL executive Mike Tannenbaum as executive vice president of football operations, effective Feb. 1. In his role, Tannenbaum will handle football administration. Tannenbaum had served as a consultant to the team since Aug. 8, 2014.
- Jan. 10 – Guard Mike Pouncey is added to the 2015 NFL Pro Bowl squad, replacing San Francisco 49ers guard Mike lupati, who is unable to participate due to injury. Pouncey joins teammates cornerback Brent Grimes and defensive end Cameron Wake in the game, all three of which make a return trip after being tabbed to the previous year's Pro Bowl. The last time the Dolphins sent the same three players to the Pro Bowl in consecutive seasons was 2003-04 when safety Brock Marion, cornerback Patrick Surtain and linebacker Zach Thomas went in back-to-back years. Pouncey is selected as a guard in 2015 after making the roster the previous year at center. He is the first offensive player and one of only three Dolphins to earn Pro Bowl recognition at different positions, joining teammates Randy Starks (defensive end in 2011 and defensive tackle in 2013) and Wake (linebacker in 2011 and defensive end from 2013-15).
- Jan. 13 – Dolphins President and CEO Tom Garfinkel names Todd Kline, formerly of the Anschutz Entertainment Group (AEG), to the newly created position of Senior Vice President and Chief Commercial Officer. In addition, Garfinkel announces Jeremy Walls and Jason Jenkins were promoted to Senior Vice President and Chief Marketing Officer and Senior Vice President of Communications and Community Affairs, respectively.
- Feb. 6 – Dolphins Head Coach Joe Philbin announces Terrell Williams as the team's defensive line coach. Williams comes to the Dolphins with 17 years of coaching experience, including three seasons as the defensive line coach for the Oakland Raiders and 14 years in the college ranks, all coaching the defensive line.
- Feb. 28 – Dolphins Executive Vice President of Football Operations Mike Tannenbaum announces Wayne Diesel as the team's sports performance director and Dennis Lock promoted to director of analytics after serving as head analyst. In his role, Diesel will oversee all of the team's sports science initiatives and will work closely with the training and strength and conditioning departments. His focus will include player injury prevention and rehabilitation in an effort to reach optimal performance.

- April 28 – Dolphins President/CEO Tom Garfinkel announces at a press conference at Miami Norland Senior High School that the team will donate \$1 million each of the next four years to City Year Miami, a nonprofit organization that mentors at-risk students in public schools, for its programs at Norland and Carol City High. The donation will come from the Miami Dolphins Foundation’s educational pillar through funds raised during Fins Weekend.
- May 9 – The Dolphins announce elements for the team’s 50th season celebration, including a throwback jersey, commemorative book, voting for the top 50 players and greatest game in Dolphins history as well as themes that will surround each home game at Sun Life Stadium. The organization for the occasion has unveiled a customized 50th season logo. This logo will be displayed on all associated merchandise, campaigns, content on social platforms, video and all media as well as a patch on all player jerseys throughout the 2015 football season. Additionally, the Dolphins unveil the “Since” campaign, chronicling all five decades of the franchise from the fans’ perspective and capturing the moments when the Dolphins became part of the fabric of their fandom.
- June 17 – The Miami Dolphins name Myles Pistorius senior vice president, general counsel. He will report directly to president and chief executive officer Tom Garfinkel and will be responsible for all legal affairs of the Miami Dolphins and Sun Life Stadium. Pistorius joins the Dolphins after fifteen years at the National Basketball Association where he served as senior vice president of content and business affairs and was responsible for the business affairs and strategic planning of NBA events and experiences on a global basis, including the NBA All-Star Game, NBA Draft and NBA Global Games. Pistorius also spent time as senior vice president, legal and business affairs at the NBA, serving for 13 years as legal and business affairs counsel for the NBA’s events, marketing, production, broadcasting, content distribution and communications groups.

PLAYOFF HISTORY

1970 AFC PLAYOFF

RAIDERS 21, DOLPHINS 14
December 27, 1970

Oakland-Alameda County Coliseum
Oakland, CA

Oakland quarterback Daryle Lamonica unloaded an 82-yard touchdown pass to Rod Sherman with 9:34 left to play as Oakland spoiled the Dolphins’ first appearance in the playoffs, 21-14, on a field oozing with mud. The Dolphins, who had won six consecutive games to finish the season 10-4 and gain a wild-card berth, took a 7-0 lead in the second quarter when Bob Griese fired a 16-yard strike to Paul Warfield in the end zone. Lamonica matched that TD with a 22-yard toss to Fred Biletnikoff only 1:50 before halftime. Raiders right cornerback Willie Brown intercepted a wet and wobbly pass by Griese and fled 50 yards along the sideline for the tie-breaking TD. It came minutes after Jake Scott recovered an Oakland fumble at the Miami 10-yard line. The heave to Sherman was insurance. Only three plays earlier, Dolphins kicker Garo Yepremian missed a 24-yard field goal attempt for the second time in the game. Oakland’s George Blanda also missed a 23-yarder.

MIAMI	0	7	0	7	–	14
OAKLAND	0	7	7	7	–	21

M – Warfield, 16 pass from Griese (Yepremian kick)	2/19	2- 3:31
O – Biletnikoff, 22 pass from Lamonica (Blanda kick)	8/62	2-13:10
O – Brown, 50 interception return (Blanda kick)		3-12:26
O – Sherman, 82 pass from Lamonica (Blanda kick)	3/80	4- 5:26
M – W. Richardson, 7 pass from Griese (Yepremian kick)	9/69	4-10:32

ATT. – 54,401

	Miami	Oakland
First Downs Total-Rush.-Pass.-Pen.	16-5-9-2	12-5-7-0
Total Yards-Plays-Average	242-63-3.5	301-52-5.8
Rushes-Yards-Average	33-118-3.6	36-114-3.2
Net Yards Passing-Times Thrown-Yards Lost	124-3-31	187-0-0
Passes Attempted-Completed-Intercepted	27-13-1	16-8-0
Punts/Number-Average	5-39.2	4-32.2
Penalties/Number-Yards	0-0	4-30
Fumbles/Number-Lost	2-0	4-2

INDIVIDUAL STATISTICS

RUSHING – Miami: Kiick 14-64; Morris 8-29; Csonka 10-23; Griese 1-2.
Oakland: Hubbard 18-58; Smith 9-37; Dixon 8-31; Banaszak 1-(-6).

PASSING – Miami: Griese 27-13-1, 155 yards, 2 TDs.

Oakland: Lamonica 16-8-0, 187 yards, 2 TDs.

RECEIVING – Miami: Warfield 4-62, 1 TD; Kiick 4-34; W. Richardson 2-30, 1 TD; Morris 2-15; Twilley 1-14.

Oakland: Biletnikoff 3-46, 1 TD; Chester 2-47; Sherman 1-82, 1 TD; Smith 1-9; Dixon 1-3.

INTERCEPTIONS – Miami: None.

Oakland: Brown 1-50, 1 TD.

SACKS – Miami: None.

Oakland: Hilton 1; Curtis 1; Miller 1.

MISSED FIELD GOALS – Miami: Yepremian 24(WR), 24(S).

Oakland: Blanda 23(S).

1971 AFC PLAYOFF

DOLPHINS 27, CHIEFS 24 (2 OTs)
December 25, 1971

Kansas City Municipal Stadium
Kansas City, MO

Garo Yepremian ended 82 minutes and 40 seconds of an epic struggle by booting a 37-yard field goal with 7:40 elapsed in the second overtime, lifting the Dolphins past Kansas City, 27-24, on Christmas Day. The Dolphins battled from behind three times to tie the AFC West champions, the third time on Bob Griese's five-yard pass to tight end Marv Fleming with 96 seconds remaining in regulation. Kansas City running back Ed Podolak, who amassed 350 yards of all-purpose running, returned the ensuing kickoff 78 yards to the Dolphin 22 where Curtis Johnson missed a desperation tackle. With 35 seconds on the clock, Jan Stenerud missed a 32-yard field-goal try. Stenerud had a 42-yarder blocked by Nick Buoniconti in the fifth quarter, and Yepremian was short with a 45-yard effort. But Larry Csonka crashed 29 yards to the Chiefs 36, and that put Yepremian, the NFL's scoring leader, in position to win it. Goal posts were on the goal line; in 1974 the uprights were moved to the end line.

	MIAMI	0	10	7	7	0	3	-	27
	KANSAS CITY	10	0	7	7	0	0	-	24
KC – FG Stenerud 24								9/40	1- 6:06
KC – Podolak, 7 pass from Dawson (Stenerud kick)								6/35	1-11:31
M – Csonka, 1 run (Yepremian kick)								9/80	2- 2:22
M – FG Yepremian 14								4/5	2-14:47
KC – Otis, 1 run (Stenerud kick)								14/75	3- 9:44
M – Kiick, 1 run (Yepremian kick)								8/71	3-14:00
KC – Podolak, 3 run (Stenerud kick)								6/91	4- 8:14
M – Fleming, 5 pass from Griese (Yepremian kick)								9/71	4-13:24
M – FG Yepremian 37								6/40 2nd OT-	7:40

ATT. – 45,822

	Miami	Kansas City
First Downs/Total-Rush.-Pass.-Pen.	22-6-14-2	23-13-10-0
Total Yards-Plays-Average	407-78-5.2	451-71-6.4
Rushes-Yards-Average	43-144-3.4	44-213-4.8
Net Yards Passing-Times Thrown-Yards Lost	263-0-0	238-1-8
Passes Attempted-Completed-Intercepted	35-20-2	26-18-2
Punts/Number-Average	6-40.0	2-51.0
Penalties/Number-Yards	5-26	6-44
Fumbles/Number-Lost	1-0	3-2

INDIVIDUAL STATISTICS

RUSHING – Miami: Csonka 24-86, 1 TD; Kiick 15-56, 1 TD; Griese 2-9; Warfield 2-(-7).

Kansas City: Hayes 22-100; Podolak 17-85, 1 TD; Wright 2-15; Otis 3-13, 1 TD.

PASSING – Miami: Griese 35-20-2, 263 yards, 1 TD.

Kansas City: Dawson 26-18-2, 246 yards, 1 TD.

RECEIVING – Miami: Warfield 7-140; Twilley 5-58; Fleming 4-37, 1 TD; Kiick 3-24; Mandich 1-4.

Kansas City: Podolak 8-110, 1 TD; Wright 3-104; Taylor 3-12; Hayes 3-6; Frazier 1-14.

INTERCEPTIONS – Miami: Scott 1-13; Johnson 1-0.

Kansas City: Lanier 1-7; Lynch 1-0.

SACKS – Miami: Fernandez 0.5; Heinz 0.5.

Kansas City: None.

MISSED FIELD GOALS – Miami: Yepremian 52(S).

Kansas City: Stenerud 29(WR), 31(WR), 42(B).

1971 AFC CHAMPIONSHIP

DOLPHINS 21, COLTS 0
January 2, 1972

Orange Bowl
Miami, FL

Three lightning plays and a persistent defense propelled the Dolphins into Super Bowl VI with a 21-0 rout of Baltimore before an all-time Orange Bowl record crowd of 78,939. Strong safety Dick Anderson intercepted a Johnny Unitas pass which was deflected by Curtis Johnson, and behind a wall of six open-field blocks, Anderson weaved 62 yards for a third-quarter touchdown. "My eyes

were popping as I ran," Anderson said. "I've never seen so many people land on their heads." Before Anderson's convoy made it 14-0, the Dolphins staggered the defending Super Bowl champions when Bob Griese and Paul Warfield hooked up for a 75-yard TD pass. Warfield applied the clincher when he escaped 50 yards with a Griese pass, setting up a five-yard TD slam by fullback Larry Csonka. The Colts had not been held scoreless for 97 games over seven seasons. They were stopped at the Dolphins' 9 in the second quarter. Jim O'Brien missed two field-goal attempts and had another blocked by Lloyd Mumphord.

BALTIMORE	0	0	0	0	—	0
MIAMI	7	0	7	7	—	21

M	—	Warfield, 75 pass from Griese (Yepremian kick)	2/80	1- 8:21
M	—	Anderson, 62 interception return (Yepremian kick)		3-10:21
M	—	Csonka, 5 run (Yepremian kick)	6/74	4- 6:56

ATT. – 78,939

	Baltimore	Miami
First Downs Total-Rush.-Pass.-Pen.	16-6-10-0	13-8-4-1
Total Yards-Plays-Average	302-68-3.1	286-45-6.4
Rushes-Yards-Average	30-89-2.9	35-144-4.1
Net Yards Passing-Times Thrown-Yards Lost	213-2-11	142-2-16
Passes Attempted-Completed-Intercepted	36-20-3	8-4-1
Punts/Number-Average	3-45.3	6-42.7
Penalties/Number-Yards	1-5	2-27
Fumbles/Number-Lost	1-0	0-0

INDIVIDUAL STATISTICS

RUSHING	—	Miami: Kiick 18-66; Csonka 15-63, 1 TD; Griese 1-12; Morris 1-3. Baltimore: McCauley 15-50; Nottingham 11-33; Nowatzke 2-5; Unitas 2-1.
PASSING	—	Miami: Griese 8-4-1,158 yards, 1 TD. Baltimore: Unitas 36-20-3 224 yards, 0 TDs.
RECEIVING	—	Miami: Warfield 2-125, 1 TD; Twilley 2-33. Baltimore: Hinton 6-98; Nottingham 4-26; Perkins 3-19; Havrilak 2-31; McCauley 2-24; Mitchell 1-14; Mackey 1-6; Matte 1-6.
INTERCEPTIONS	—	Miami: Anderson 1-62, 1 TD; Kolen 1-11; Scott 1-0. Baltimore: Logan 1-0.
SACKS	—	Miami: Heinz 2. Baltimore: Smith 1; M. Curtis 1.
MISSED FIELD GOALS	—	Miami: None. Baltimore: O'Brien 46(WR), 48(S), 35(B).

SUPER BOWL VI

COWBOYS 24, DOLPHINS 3	Tulane Stadium
January 16, 1972	New Orleans, LA

A 252-yard rushing attack and sharp passing by Roger Staubach spurred the Dallas Cowboys to a 24-3 victory over the Dolphins at Tulane Stadium. Duane Thomas pranced 95 yards on 19 carries, fullback Walt Garrison added 74 yards on 14 carries and Staubach passed twice for touchdowns to Lance Alworth and Mike Ditka. Staubach, who was sacked twice in the first quarter, bounced back to complete 12 of 19 passes, and he scrambled from the Dolphin pass rush five times. The Dolphins were frustrated all day; in the first quarter, Larry Csonka lost a fumble and Bob Griese was chased by tackle Bob Lilly for a 29-yard loss. Griese also fumbled away a snap at the Dallas 16 in the fourth period. Although it was an intriguing 10-3 at halftime, the Cowboys marched 71 yards in eight plays after the kickoff, and Thomas swept three yards for the TD.

DALLAS	3	7	7	7	—	24
MIAMI	0	3	0	0	—	3

D	—	FG Clark 9	11/50	1-13:37
D	—	Alworth, 7 pass from Staubach (Clark kick)	10/76	2-13:45
M	—	FG Yepremian 31	5/44	2-14:56
D	—	D. Thomas, 3 run (Clark Kick)	8/71	3- 5:17
D	—	Ditka, 7 pass from Staubach (Clark kick)	3/9	4- 3:18

ATT. – 80,591

	Dallas	Miami
First Downs Total-Rush.-Pass.-Pen.	23-15-8-0	10-3-7-0
Total Yards-Plays-Average	352-69-5.1	185-44-4.2
Rushes-Yards-Average	48-252-5.3	20-80-4.0
Net Yards Passing-Times Thrown-Yards Lost	100-2-19	105-1-29
Passes Attempted-Completed-Intercepted	19-12-0	23-12-1
Punts/Number-Average	5-37.2	5-40.0

Penalties/Number-Yards
Fumbles/Number-Lost

3-15
1-1

0-0
2-2

INDIVIDUAL STATISTICS

RUSHING – Miami: Csonka 9-40; Kiick 10-40; Griesse 1-0.

Dallas: Thomas 19-95, 1 TD; Garrison 14-74; Hill 7-25; Staubach 5-18; Ditka 1-17; Hayes 1-16; Reeves 1-7.

PASSING – Miami: Griesse 23-12-1,134 yards, 0 TDs.

Dallas: Staubach 19-12-0,119 yards, 2 TDs.

RECEIVING – Miami: Warfield 4-39; Kiick 3-21; Csonka 2-18; Fleming 1-27; Twilley 1-20; Mandich 1-9.

Dallas: Thomas 3-17; Alworth 2-28, 1 TD; Ditka 2-28, 1 TD; Hayes 2-23; Garrison 2-11; Hill 1-12.

INTERCEPTIONS – Miami: None

Dallas: Howley 1-14.

SACKS – Miami: Fernandez 1; Riley 1.

Dallas: Lilly 1.

MISSED FIELD GOALS – Miami: Yepremian 49(S).

Dallas: None.

1972 AFC PLAYOFF

DOLPHINS 20, BROWNS 14
December 24, 1972

Orange Bowl
Miami, FL

On the ropes in the fourth quarter after an unprecedented 14 victories, the Dolphins responded to a poised Earl Morrall and drove 80 yards for a touchdown with 4:56 to play for a 20-14 victory over the Cleveland Browns. Morrall, the NFL's leading passer after replacing the injured Bob Griesse 10 weeks earlier, had completed only four passes for 38 yards. But he threw 15 and 35 yards to Paul Warfield, reaching the Browns 20, and a pass interference call against linebacker Billy Andrews put the ball at the eight. Halfback Jim Kiick then bulled eight yards up the middle on a trap for the winning points. The triumph was sealed with a minute to play when Dolphins linebacker Doug Swift intercepted Cleveland QB Mike Phipps at the Dolphin 20. Despite stealing five of Phipps' passes, the Dolphins were stung by a 27-yard TD pass to Fair Hooker and trailed 14-13 with 8:11 to play.

CLEVELAND	0	0	7	7	-	14
MIAMI	10	0	0	10	-	20

M – Babb, 5 recovery of blocked punt (Yepremian kick)		1- 5:28
M – FG Yepremian 40	11/51	1-12:30
C – Phipps, 5 run (Cockroft kick)	5/44	3- 7:22
M – FG Yepremian 46	8/32	4- 1:28
C – Hooker, 27 pass from Phipps (Cockroft kick)	11/90	4- 6:49
M – Kiick, 8 run (Yepremian kick)	6/80	4-10:06

ATT. – 78,196

	Cleveland	Miami
First Downs Total-Rush.-Pass.-Pen.	15-9-6-0	17-11-4-2
Total Yards-Plays-Average	283-57-5.0	272-64-4.3
Rushes-Yards-Average	32-165-5.2	47-198-4.2
Net Yards Passing-Times Thrown-Yards Lost	118-2-13	74-4-14
Passes Attempted-Completed-Intercepted	23-9-5	13-6-0
Punts/Number-Average	6-34.7	5-42.0
Penalties/Number-Yards	3-25	3-25
Fumbles/Number-Lost	2-0	2-2

INDIVIDUAL STATISTICS

RUSHING – Miami: Morris 15-72; Kiick 14-50, 1 TD; Warfield 2-41; Csonka 12-32; Morrall 4-3.

Cleveland: Scott 16-94; Phipps 8-47, 1 TD; Brown 4-13; Kelly 4-11.

PASSING – Miami: Morrall 13-6-0, 88 yards, 0 TDs.

Cleveland: Phipps 23-9-5, 131 yards, 1 TD.

RECEIVING – Miami: Twilley 3-33; Warfield 2-50; Kiick 1-5.

Cleveland: B. Scott 4-30; Hooker 3-53, 1 TD; Kelly 1-27; Morin 1-21.

INTERCEPTIONS – Miami: Swift 2-12; Anderson 2-12; Johnson 1-33.

Cleveland: None.

SACKS – Miami: Fernandez 1; Stanfill 1.

Cleveland: Roman 2; Sherk 1; Johnson 1.

MISSED FIELD GOAL – Miami: Yepremian 46(S), 53(S).

Cleveland: None.

1972 AFC CHAMPIONSHIP

DOLPHINS 21, STEELERS 17
December 31, 1972

Three Rivers Stadium
Pittsburgh, PA

Quarterback Bob Griesse, playing 11 weeks after he had broken his right leg, ignited a third-quarter touchdown drive with a 52-yard pass to Paul Warfield, and the Dolphins overtook the Pittsburgh Steelers, 21-17, in unusually warm 63-degree weather. Griesse was given the nod in the second half after Earl Morrall had flipped a nine-yard touchdown pass to Larry Csonka for a 7-7 halftime deadlock.

Punter Larry Seiple broke loose on a daring 37-yard run on fourth down to set up that TD. Trailing 10-7, Griese directed TD drives of 80 and 49 yards with Jim Kiick blasting two and three yards for the scores. Steeler quarterback Terry Bradshaw, who closed the gap with four straight completions on a 71-yard TD drive, was intercepted by Nick Buoniconti at midfield with 2½ minutes to play. In addition to Seiple's dash, the Dolphins converted fourth-down situations on both Griese-led drives.

MIAMI	0	7	7	7	-	21
PITTSBURGH	7	0	3	7	-	17

P - Mullins, recovery of Bradshaw fumble (Gerela kick)	10/48	1-10:45
M - Csonka, 9 pass from Morrall (Yepreman kick)	9/80	2- 3:03
P - FG Gerala 14	9/73	3- 4:04
M - Kiick, 2 run (Yepreman kick)	11/80	3-11:39
M - Kiick, 3 run (Yepreman kick)	11/49	4- 7:35
P - Young, 12 pass from Bradshaw (Gerela kick)	4/71	4- 9:39

ATT. - 50,350

	Miami	Pittsburgh
First Downs Total-Rush.-Pass.-Pen.	19-11-6-2	13-6-6-1
Total Yards-Plays-Average	314-65-4.8	250-48-5.2
Rushes-Yards-Average	49-193-3.9	26-128-4.9
Net Yards Passing-Times Thrown-Yards Lost	121-0-0	122-2-15
Passes Attempted-Completed-Intercepted	16-10-1	20-10-2
Punts/Number-Average	4-35.5	4-51.3
Penalties/Number-Yards	2-19	4-30
Fumbles/Number-Lost	0-0	2-0

INDIVIDUAL STATISTICS

RUSHING - Miami: Morris 16-76; Csonka 24-68; Seiple 1-37; Kiick 8-12, 2 TDs. Pittsburgh: Harris 16-76; Fuqua 8-47; Bradshaw 2-5.
PASSING - Miami: Morrall 11-7-1, 51 yards, 1 TD; Griese 5-3-0, 70 yards, 0 TDs. Pittsburgh: Bradshaw 10-5-2, 80 yards, 1 TD; Hanratty 10-5-0, 57 yards, 0 TDs.
RECEIVING - Miami: Fleming 5-50; Warfield 2-63; Csonka 1-9, 1 TD; Mandich 1-5; Morris 1-(-6). Pittsburgh: Young 4-54, 1 TD; Shanklin 2-49; Harris 2-3; McMakin 1-22; Brown 1-9.
INTERCEPTIONS - Miami: Buoniconti 1-6; Kolen 1-5. Pittsburgh: Edwards 1-28.
SACKS - Miami: Stanfill 1-5; Den Herder 0.5. Pittsburgh: None.
MISSED FIELG GOALS - Miami: None. Pittsburgh: Gerela 48(B).

SUPER BOWL VII

DOLPHINS 14, REDSKINS 7 January 14, 1973	Memorial Coliseum Los Angeles, CA
--	---

"This is the ultimate," Coach Don Shula said quietly after his unbeaten Dolphins dominated the Washington Redskins, 14-7, to cap a perfect season. It was Shula's first Super Bowl triumph in three tries. A record Super Bowl paid crowd of 90,182 saw the Dolphins surge to a 14-0 halftime lead even as one touchdown was nullified by an offside penalty. Miami intercepted three of Bill Kilmer's passes, and Manny Fernandez scuttled the Redskin running game with 17 tackles. An original Dolphin, Howard Twilley, eluded cornerback Pat Fischer to snare a 28-yard touchdown pass from Bob Griese in the first quarter. Griese's 57-yard TD bomb to Paul Warfield was erased by the penalty, but a 32-yard interception return by linebacker Nick Buoniconti set up the Dolphins' second score. Safety Jake Scott thwarted Kilmer with an end zone interception and 55-yard runback. The Redskins finally scored on a bizarre 49-yard fumble recovery by Mike Bass after a blocked field goal and attempted pass by kicker Garo Yepreman. Scott was named MVP.

MIAMI	7	7	0	0	-	14
WASHINGTON	0	0	0	7	-	7

M - Twilley, 28 pass from Griese (Yepreman kick)	6/63	1-14:59
M - Kiick, 1 run (Yepreman kick)	5/27	2-14:42
W - Bass, 49 fumble recovery (Knight kick)		4-12:53

ATT. - 85,462

	Miami	Washington
First Downs Total-Rush.-Pass.-Pen.	12-7-5-0	16-9-7-0
Total Yards-Plays-Average	253-50-5.1	228-66-3.5
Rushes-Yards-Average	37-184-5.0	36-141-3.9
Net Yards Passing-Times Thrown-Yards Lost	69-2-19	87-2-17
Passes Attempted-Completed-Intercepted	11-8-1	28-14-3
Punts/Number-Average	7-43.0	5-31.2

Penalties/Number-Yards	3-35	3-25
Fumbles/Number-Lost	2-1	1-0

INDIVIDUAL STATISTICS

RUSHING – Miami: Csonka 15-112; Kiick 12-38, 1 TD; Morris 10-34.
 Washington: Brown 22-72; Harraway 10-37; Kilmer 2-18; C.Taylor 1-8; Smith 1-6.

PASSING – Miami: Griese 11-8-1, 88 yards, 1 TD.
 Washington: Kilmer 28-14-3, 104 yards, 0 TDs.

RECEIVING – Miami: Warfield 3-36; Kiick 2-6; Twilley 1-28, 1 TD; Mandich 1-19; Csonka 1-(-1).
 Washington: Jefferson 5-50; Brown 5-26; C.Taylor 2-20; Smith 1-11; Harraway 1-(-3).

INTERCEPTIONS – Miami: Scott 2-63; Buoniconti 1-32.
 Washington: Owens 1-0.

SACKS – Miami: Fernandez 1; Stanfill 1.
 Washington: Talbert 1; Biggs 1.

MISSED FIELD GOALS – Miami: Yepremian 42(B).
 Washington: Knight 32 (WR).

1973 AFC PLAYOFF

DOLPHINS 34, BENGALS 16
December 23, 1973

Orange Bowl
Miami, FL

A defense which had allowed only 15 touchdowns all season kept the Cincinnati Bengals out of the end zone while the Dolphins hammered 241 yards on the ground for a convincing 34-16 victory. Mercury Morris scooted 106 yards on 20 carries and Bob Griese completed 11 of 18 passes, including TDs of 13 yards to Paul Warfield and seven yards to Jim Mandich. Garo Yepremian converted field goals of 50 and 46 yards in the second half to widen the winning margin. The Dolphins led 21-3 when a lapse just before halftime gave life to the Bengals. Safety Neal Craig intercepted Griese and returned it 45 yards for a score, and Horst Muhlmann booted field goals of 46 and 12 yards – the second coming after Morris fumbled a kickoff – to make it 21-16.

CINCINNATI	3	13	0	0	–	16
MIAMI	14	7	10	3	–	34

M – Warfield, 13 pass from Griese (Yepremian kick)	10/80	1- 5:23
C – FG Muhlmann 24	10/55	1- 9:22
M – Csonka, 1 run (Yepremian kick)	12/80	1-14:39
M – Morris, 4 run (Yepremian kick)	7/75	2- 7:23
C – Craig, 45 interception return (Muhlmann kick)		2-11:34
C – FG Muhlmann 46	6/29	2-14:52
C – FG Muhlmann 12	1/0	2-14:56
M – Mandich, 7 pass from Griese (Yepremian kick)	7/72	3- 5:18
M – FG Yepremian 50	7/16	3-10:12
M – FG Yepremian 46	8/32	4- 3:40

ATT. – 75,770

	Cincinnati	Miami
First Downs Total-Rush.-Pass.-Pen.	11-5-6-0	27-18-9-0
Total Yards-Plays-Average	194-50-3.9	400-71-5.6
Rushes-Yards-Average	20-97-4.9	52-241-4.6
Net Yards Passing-Times Thrown-Yards Lost	97-3-16	159-0-0
Passes Attempted-Completed-Intercepted	27-14-1	19-11-2
Punts/Number-Average	7-36.3	2-49.0
Penalties/Number-Yards	2-19	1-5
Fumbles/Number-Lost	0-0	2-1

INDIVIDUAL STATISTICS

RUSHING – Miami: Morris 20-106, 1 TD; Csonka 20-71, 1 TD; Kiick 10-51; Leigh 1-8; Nottingham 1-5.
 Cincinnati: Clark 7-40; Anderson 3-26; Johnson 2-17; Elliot 7-15; Curtis 1-(-1).

PASSING – Miami: Griese 18-11-1, 159 yards, 2 TDs; Briscoe 1-0-1, 0 yards, 0 TDs.
 Cincinnati: Anderson 27-14-1, 113 yards, 0 TDs.

RECEIVING – Miami: Warfield 4-95, 1 TD; Mandich 3-28, 1 TD; Kiick 3-19; Briscoe 1-17.
 Cincinnati: Elliott 9-53; Joiner 2-33; Clark 2-18; Curtis 1-9.

INTERCEPTIONS – Miami: Anderson 1-19.
 Cincinnati: Craig 1-45, 1 TD; Casanova 1-0.

SACKS – Miami: Matheson 2; Stanfill 1.
 Cincinnati: None.

MISSED FIELD GOALS – Miami: None.
 Cincinnati: None.

1973 AFC CHAMPIONSHIP

DOLPHINS 27, RAIDERS 10
December 30, 1973

Orange Bowl
Miami, FL

A relentless running attack with Larry Csonka and Mercury Morris accounting for 203 of the 266 yards, respectively, powered the Dolphins to a 27-10 triumph over the Oakland Raiders for a third straight American Conference title. Csonka, a 237-pound battering ram who had his third consecutive 1,000-yard season, scored three touchdowns with his 117 yards on 29 carries. The Dolphins covered 64 and 63 yards exclusively on the ground for a 14-0 halftime lead. Then as the Raiders battled to within 17-10, Bob Griese directed ground assaults of 63 yards, culminating in a field goal, and 42 yards, ending in Csonka's third TD. Defensively, safety Dick Anderson forced a fourth-down fumble by Marv Hubbard at midfield, and the Dolphins took possession with a 20-10 lead and six minutes to play. Oakland had stopped Miami's 18-game winning streak, 12-7, three months earlier.

OAKLAND	0	0	10	0	-	10
MIAMI	7	7	3	10	-	27

M - Csonka, 11 run (Yepremian kick)	8/64	1- 5:13
M - Csonka, 2 run (Yepremian kick)	15/63	2-14:43
O - FG Blanda 21	11/63	3- 5:11
M - FG Yepremian 42	3/8	3- 7:33
O - Siani, 25 pass from Stabler (Blanda kick)	10/79	3-12:22
M - FG Yepremian 26	11/63	4- 5:18
M - Csonka, 2 run (Yepremian kick)	10/42	4-13:11

ATT. - 75,105

	Oakland	Miami
First Downs Total-Rush.-Pass.-Pen.	15-4-9-2	21-18-2-1
Total Yards-Plays-Average	236-49-4.8	292-60-4.9
Rushes-Yards-Average	26-107-4.1	53-266-5.0
Net Yards Passing-Times Thrown-Yards Lost	129-0-0	26-1-8
Passes Attempted-Completed-Intercepted	23-15-1	6-3-1
Punts/Number-Average	2-51.0	1-39.0
Penalties/Number-Yards	3-35	3-26
Fumbles/Number-Lost	1-0	1-0

INDIVIDUAL STATISTICS

RUSHING - Miami: Csonka 29-117, 3 TDs; Morris 14-86; Griese 3-39; Kiick 6-12; Nottingham 1-12.
Oakland: Hubbard 10-54; C. Smith 10-35; Davis 4-15; Banaszak 2-3.

PASSING - Miami: Griese 6-3-1, 34 yards, 0 TDs.

Oakland: Stabler 23-15-1, 129 yards, 1 TD.

RECEIVING - Miami: Warfield 1-27; Briscoe 1-6; Kiick 1-1.

Oakland: C.Smith 5-43; Siani 3-45, 1 TD; Biletnikoff 2-15; Hubbard 2-11; Moore 2-9; Davis 1-6.

INTERCEPTIONS - Miami: Matheson 1-29.

Oakland: Brown 1-0.

SACKS - Miami: None.

Oakland: Sistrunk 1.

MISSED FIELD GOALS - Miami: None.

Oakland: Blanda 41(WL).

SUPER BOWL VIII

DOLPHINS 24, VIKINGS 7
January 13, 1974

Rice Stadium
Houston, TX

Winning for the 32nd time in 34 games, the Dolphins repeated as Super Bowl champions and proved themselves "Best Ever" with a 24-7 rout of the Minnesota Vikings at Rice Stadium. There was no doubt from the beginning. The Dolphins swept 62 yards in 10 plays with the opening kickoff, scoring on Larry Csonka's five-yard smash. Minnesota punted, and the onslaught resumed with a 56-yard, 10-play Dolphin drive capped by Jim Kiick's one-yard plunge. It was 17-0 before the Vikings crossed their 40, and a fourth-down fumble by Minnesota's Oscar Reed was recovered by safety Jake Scott at the Dolphins' six-yard line. A brilliant, diving catch by Paul Warfield netted 27 yards on a third-quarter TD drive that hiked the score to 24-0. Csonka finished with his best-ever total of 145 yards on 33 carries. The Dolphins rushed for 703 yards and outscored opponents 85-33 in the three-game playoff blitz. Csonka's yardage was a Super Bowl record and he was named MVP.

MINNESOTA	0	0	0	7	-	7
MIAMI	14	3	7	0	-	24

MI - Csonka, 5 run (Yepremian kick)	10/62	1- 9:33
MI - Kiick, 1 run (Yepremian kick)	10/56	1-13:38

MI – FG Yepremian 28	7/44	2- 8:58
MI – Csonka, 2 run (Yepremian kick)	7/43	3- 6:16
MIN – Tarkenton, 4 run (Cox kick)	10/57	4- 1:35

ATT. – 68,142

	Minnesota	Miami
First Downs Total-Rush.-Pass.-Pen.	14-5-8-1	21-13-4-4
Total Yards-Plays-Average	238-54-4.4	259-61-4.2
Rushes-Yards-Average	24-72-3.0	53-196-3.7
Net Yards Passing-Times Thrown-Yards Lost	166-2-16	63-1-10
Passes Attempted-Completed-Intercepted	28-18-1	7-6-0
Punts/Number-Average	5-42.2	3-39.6
Penalties/Number-Yards	7-65	1-4
Fumbles/Number-Lost	2 -1	0

INDIVIDUAL STATISTICS

RUSHING – Miami: Csonka 33-145, 2 TDs; Morris 11-34; Kiick 7-10, 1 TD; Griese 2-7.

Minnesota: Reed 11-32; Foreman 7-18; Tarkenton 4-17, 1 TD; Marinaro 1-3; B. Brown 1-2.

PASSING – Miami: Griese 7-6-0, 73 yards, 0 TDs.

Minnesota: Tarkenton 28-18-1, 182 yards, 0 TDs.

RECEIVING – Miami: Warfield 2-33; Mandich 2-21; Briscoe 2-19.

Minnesota: Foreman 5-27; Gilliam 4-44; Voight 3-46; Marinaro 2-39; B. Brown 1-9; Kingsriter 1-9; Lash 1-9; Reed 1-(-1).

INTERCEPTIONS – Miami: Johnson 1-10.

Minnesota: None.

SACKS – Miami: Fernandez 1; Den Herder 1.

Minnesota: Paige 1.

MISSED FIEGL GOALS – Miami: None.

Minnesota: None.

1974 AFC PLAYOFF

RAIDERS 28, DOLPHINS 26
December 21, 1974

Oakland-Alameda County Coliseum
Oakland, CA

Oakland quarterback Ken Stabler, falling in the clutches of Vern Den Herder, unloaded a wobbly eight-yard pass that Clarence Davis wrestled from three defenders in the end zone, and the Raiders scored a stunning 28-26 victory over the defending champion Dolphins. Stabler, who had spent the last of his timeouts, appeared to have thrown an interception. But running back Davis clutched the football when bodies were untangled with 26 seconds remaining. It was the fourth TD pass for lefthander Stabler and his second "freak" score. Four minutes earlier Cliff Branch fell while catching a pass at the Dolphins' 27, but defender Henry Stuckey also slipped, and Branch got up and escaped for a 72-yard TD. The Dolphins, trailing by two points, went ahead with 2:08 remaining as rookie Benny Malone broke two tackles on a 23-yard touchdown run along the sideline.

MIAMI	7	3	6	10	-	26
OAKLAND	0	7	7	14	-	28

M – N. Moore, 89 kickoff return (Yepremian kick)		1- 0:15
O – C. Smith, 31 pass from Stabler (Blanda kick)	7/78	2- 7:21
M – FG Yepremian 3	11/47	2-13:59
O – Biletnikoff, 13 pass from Stabler (Blanda kick)	9/60	3- 6:55
M – Warfield, 16 pass from Griese (kick failed)	5/65	3- 8:22
M – FG Yepremian 46	8/53	4- 3:10
O – Branch, 72 pass from Stabler (Blanda kick)	2/83	4-10:23
M – Malone, 23 run (Yepremian kick)	4/68	4-12:52
O – Davis, 8 pass from Stabler (Blanda kick)	8/68	4-14:34

ATT. – 52,817

	Miami	Oakland
First Downs/Total-Rush.-Pass.-Pen.	18-10-6-2	19-8-11-0
Total Yards-Plays-Average	294-57-5.2	411-64-6.4
Rushes-Yards-Average	41-213-5.2	32-135-4.2
Net Yards Passing-Times Thrown-Yards Lost	81-2-20	276-2-17
Passes Attempted-Completed-Intercepted	14-7-1	30-20-1
Punts/Number-Average	6-33.2	7-42.7
Penalties/Number-Yards	3-15	3-59
Fumbles/Number-Lost	0-0	0-0

INDIVIDUAL STATISTICS

RUSHING – Miami: Csonka 24-114; Malone 14-83, 1 TD; Griese 2-14; Kiick 1-2.

Oakland: Davis 12-59; Hubbard 14-55; Banaszak 3-14; Stabler 3-7.

PASSING – Miami: Griese 14-7-1, 101 yards, 1 TD.

Oakland: Stabler 30-20-1, 293 yards, 4 TDs.

RECEIVING – Miami: Warfield 3-47, 1 TD; N. Moore 2-40; Nottingham 1-9; Kiick 1-5.
Oakland: Biletnikoff 8-122, 1 TD; Branch 3-84, 1 TD; Moore 3-22; C. Smith 2-35, 1 TD; C. Davis 2-16, 1 TD; Hubbard 1-9; Pitts 1-5.

INTERCEPTIONS – Miami: Anderson 1-14.
Oakland: Villapiano 1-5.

SACKS – Miami: Den Herder 1; Fernandez 1.
Oakland: Sistrunk 1; Jones 1.

MISSED FIELD GOALS – Miami: None.
Oakland: None.

1978 AFC WILD-CARD PLAYOFF

OILERS 17, DOLPHINS 9 **Orange Bowl**
December 24, 1978 **Miami, FL**

The Houston Oilers amassed a 455-209 margin in total yardage, and aided by five Dolphins turnovers, gained a 17-9 victory in a battle of AFC wild-card entries at the Orange Bowl. Toni Fritsch kicked a 35-yard field goal with 7:25 remaining to snap a 7-7 tie that existed since the first quarter. An interception by linebacker Greg Bingham led to a clinching 50-yard touchdown drive capped by Earl Campbell's one-yard dive with 1:55 to go. Campbell, the NFL rushing leader with 1,450 yards as a rookie, had been checked for only 16 yards on 13 carries in the first half. Dolphins quarterback Bob Griese, playing with very sore ribs, connected with tight end Andre Tillman for a 13-yard TD after Earnie Rhone had recovered a fumbled punt at the Houston 21. But Griese completed only 13 of 28 passes. Twice the Dolphins lost the ball inside the Oilers 10-yard line when the game was tied. Houston's Dan Pastorini wore a flak jacket to protect three broken ribs, and he passed for 261 of his 306-yard total in the first half.

HOUSTON	7	0	0	10	-	17
MIAMI	7	0	0	2	-	9

M – Tillman, 13 pass from Griese (Yepremian kick)	2/21	1- 9:58
H – Wilson, 13 pass from Pastorini (Fritsch kick)	10/71	1-14:57
H – FG Fritsch 35	10/53	4- 7:35
H – Campbell, 1 run (Fritsch kick)	10/50	4-13:05
M – Safety, Pastorini runs out of end zone		4-14:49

ATT. – 70,036

	Houston	Miami
First Downs/Total-Rush.-Pass.-Pen.	23-9-14-0	14-6-7-1
Total Yards-Plays-Average	455-77-5.9	209-57-3.7
Rushes-Yards-Average	45-165-3.7	25-91-3.6
Net Yards Passing-Times Thrown-Yards Lost	290-2-16	118-2-19
Passes Attempted-completed-Intercepted	30-20-0	30-12-3
Punts/Number-Average	5-44.0	5-48.6
Penalties/Number-Yards	5-37	1-5
Fumbles/Number-Lost	3-1	2-2

INDIVIDUAL STATISTICS

RUSHING – Miami: L. Harris 9-43; Williams 13-41; N. Moore 1-7; Bulaich 2-0.
Houston: Campbell 26-84, 1 TD; Wilson 14-76; Poole 1-12; Coleman 1-2; Pastorini 3-(-9).

PASSING – Miami: Griese 28-11-2, 114 yards, 1 TD; Strock 2-1-1 , 23 yards, 0 TDs.
Houston: Pastorini 29-20-0, 306 yards, 1 TD; Barber 1-0-0, 0 yards, 0 TDs.

RECEIVING – Miami: D. Harris 4-42; N. Moore 2-28; Tillman 2-24, 1 TD; Bulaich 2-14; L. Harris 1-21; Williams 1-8.
Houston: Burrough 6-103; Wilson 5-40, 1 TD; Barber 4-112; Woods 2-22; Campbell 1-13; Caster 1-11; Coleman 1-5.

INTERCEPTIONS – Miami: None.
Houston: Bingham 1-4, Reinfeldt 1-0, Stemrick 1-0.

SACKS – Miami: Bokamper 2.
Houston: Washington 1; Bethea 1.

MISSED FIELD GOALS – Miami: Yepremian 38(WL).
Houston: Fritsch 28(B).

1979 AFC PLAYOFF

STEELERS 34, DOLPHINS 14 **Three Rivers Stadium**
December 30, 1979 **Pittsburgh, PA**

Launching a drive to their fourth Super Bowl title in six years, the Pittsburgh Steelers scored touchdowns on their first three possessions and coasted to a 34-14 victory at Three Rivers Stadium. Miami managed only 25 yards rushing against the Steel Curtain and was stopped twice in the second quarter after achieving a first down inside the Steelers 10-yard line. The Dolphins got as close as 20-7 with a seven-yard TD pass from Bob Griese to Durief Harris in the third period, but Pittsburgh responded with a 69-yard TD drive. The Steelers marched 62, 62 and 56 yards for their first-quarter scores when quarterback Terry Bradshaw completed 8 of 10 passes, including

touchdowns to John Stallworth and Lynn Swann, who was standing alone in the end zone. Don Strock directed a 13-play, 76-yard TD drive after relieving Griese in the fourth quarter

	MIAMI	0	0	7	7	-	14	
	PITTSBURGH	20	0	7	7	-	34	
P	- Thornton, 1 run (Bahr kick)					13/62	1-	7:02
P	- Stallworth, 17 pass from Bradshaw (kick blocked)					9/62	1-11:03	
P	- Swann, 20 pass from Bradshaw (Bahr kick)					6/56	1-14:09	
M	- Harris, 7 pass from Griese (von Schamann kick)					2/11	3-	3:55
P	- Bleier, 1 run (Bahr kick)					12/69	3-	8:58
P	- Harris, 5 run (Bahr kick)					9/43	4-	5:56
M	- Csonka, 1 run (von Schamann kick)					13/76	4-11:53	

ATT. - 50,214

		Miami	Pittsburgh
First Downs Total-Rush.-Pass.-Pen.		16-2-11-3	27-14-12-1
Total Yards-Plays-Average		249-65-3.8	379-72-5.3
Rushes-Yards-Average		22-25-1.1	40-159-3.9
Net Yards Passing-Times Thrown-Yards Lost		224-3-19	220-1-10
Passes Attempted-Completed-Intercepted		40-22-2	31-21-0
Punts/Number-Average		4-36.3	2-29.5
Penalties Number-Yards		4-35	8-41
Fumbles/Number-Lost		0-0	3-3

INDIVIDUAL STATISTICS

RUSHING - Miami: Csonka 10-20, 1 TD; Davis 2-12; Griese 1-1; Williams 8-1; Roberts 1-(-9).
Pittsburgh: Harris 21-83, 1 TD; Thornton 12-52, 1 TD; Hawthorne 2-15; Bleier 4-13, 1 TD; Anderson 1-(-4).
PASSING - Miami: Griese 26-14-1, 118 yards, 1 TD; Strock 14-8-1, 125 yards, 0 TDs.
Pittsburgh: Bradshaw 31-21-0, 230 yards, 2 TDs.
RECEIVING - Miami: Williams 6-26; Moore 5-93; Harris 3-61, 1 TD; Nathan 3-27; Davis 2-24; Hardy 2-12; Torrey 1-0.
Pittsburgh: Stallworth 6-86, 1 TD; Harris 5-32; Smith 4-41; Swann 3-37, 1 TD; Thornton 3-34.
INTERCEPTIONS - Miami: None.
Pittsburgh: Winston 1-3; Woodruff 1-0.
SACKS - Miami: Barisich 0.5; Den Herder 0.5.
Pittsburgh: Dunn 1.5; Greene 1; Lambert 0.5.
MISSED FIELD GOALS - Miami: None.
Pittsburgh: None.

1981 AFC PLAYOFF

CHARGERS 41, DOLPHINS 38 (OT) **Orange Bowl**
January 2, 1982 **Miami, FL**

A record-setting showcase of the passing game resulted in NFL playoff marks for most points (79), most total yards (1,036) and most drama as the San Diego Chargers outlasted the Dolphins 41-38 in overtime. "The Miracle That Died" was the Miami Herald headline after the Dolphins rallied behind reserve quarterback Don Strock to overcome a 24-point deficit. The Pro Football Hall of Fame voted the contest as the "NFL's Game of the '80s." Strock completed 29 of 43 passes for 403 yards and four touchdowns, spurring the Dolphins to a 38-31 lead. A 12-yard sweep by Tony Nathan on the first play of the fourth quarter put the Dolphins on top. But Chargers quarterback Dan Fouts, who passed for an NFL record 4,802 yards during the season, led an 82-yard drive capped by a 9-yard pass to James Brooks to tie the game with 58 seconds remaining. Five players had more than 100 yards in receptions, topped by Chargers tight end Kellen Winslow with 13 catches for 166 yards. Fouts, who finished with 433 yards on 33 of 53 marksmanship, hooked up with Charlie Joiner for 39 yards to the Dolphins 10-yard line. Rolf Benirschke then kicked a 29-yard field goal to end the struggle after 13:52 of overtime. Benirschke had missed a 27-yard attempt eight minutes earlier, and Miami's Uwe von Schamann had two attempts blocked - a 43-yarder on the last play of regulation and a 35-yarder after 11:27 of overtime. It was the first game in NFL history in which two quarterbacks passed for more than 400 yards.

	SAN DIEGO	24	0	7	7	3	-	41
	MIAMI	0	17	14	7	0	-	38
SD	- FG Benirschke 32					9/64	1-	5:11
SD	- Chandler, 56 punt return (Benirschke kick)						1-	7:36
SD	- Muncie, 1 run (Benirschke kick)					7/29	1-11:02	
SD	- Brooks, 8 pass from Fouts (Benirschke kick)					3/11	1-13:29	
M	- FG von Schamann 34					10/63	2-	6:29
M	- Rose, 1 pass from Strock (von Schamann kick)					7/39	2-12:15	
M	- Nathan, 25 run after lateral from Harris who caught 15 pass from Strock (von Schamann kick)					4/63	2-15:00	

M – Rose, 15 pass from Strock (von Schamann kick)	8/74	3- 4:10
SD – Winslow, 25 pass from Fouts (Benirschke kick)	6/60	3-10:45
M – Hardy, 50 pass from Strock (von Schamann kick)	6/83	3-13:32
M – Nathan, 12 run (von Schamann kick)	2/15	4- 0:07
SD – Brooks, 9 pass from Fouts (Benirschke kick)	10/82	4-14:02
SD – FG Benirschke 29	6/74	OT-13:52

ATT. – 73,735

	San Diego	Miami
First Downs Total-Rush.-Pass.-Pen.	34-10-21-3	25-3-21-1
Total Yards-Plays-Average	564-85-6.6	472-79-6.0
Rushes-Yards-Average	29-149-5.1	28-78-2.8
Net Yards Passing-Times Thrown-Yards Lost	415-2-18	394-3-29
Passes Attempted-Completed-Intercepted	54-33-1	48-31-2
Punts/Number-Average	4-40.3	5-42.0
Penalties/Number-Yards	9-55	7-50
Fumbles/Number-Lost	3-3	2-1

INDIVIDUAL STATISTICS

RUSHING – Miami: Nathan 14-48, 1 TD; Woodley 1-10; Hill 3-8; Vigorito 1-6; Franklin 9-6.

San Diego: Muncie 24-120, 1 TD; Brooks 3-19; Fouts 2-10.

PASSING – Miami: Strock 43-29-1, 403 yards, 4 TDs; Woodley 5-2-1, 20 yards, 0 TDs.

San Diego: Fouts 53-33-1, 433 yards, 3 TDs; Muncie 1-0-0, 0 yards, 0 TDs.

RECEIVING – Miami: Nathan 9-114, 1 TD; Harris 6-106; Hardy 5-89, 1 TD; Rose 4-37, 2 TDs; Cefalo 3-62; Vigorito 2-12; Hill 2-3.

San Diego: Winslow 13-166, 1 TD; Joiner 7-108; Chandler 6-106; Brooks 4-31, 2 TDs; Muncie 2-5; Scales 1-17.

INTERCEPTIONS – Miami: L. Blackwood 1-8.

San Diego: Edwards 1-35; Buchanon 1-0.

SACKS – Miami: Bokamper 2.

San Diego: Johnson 2; Jones 1.

MISSED FIELD GOALS – Miami: von Schamann 43(S), 34(B).

San Diego: Benirschke 55(WR), 27(WL).

1982 AFC PLAYOFF (first round)

DOLPHINS 28, PATRIOTS 13
January 8, 1983

Orange Bowl
Miami, FL

For the first time in nine years, the Miami Dolphins won a playoff game, defeating the New England Patriots 28-13. Dolphins QB David Woodley had one of his finest games, completing 16 of 19 passes for 246 yards and two TDs. He was a perfect 8-8 in the second half. The Dolphins had not experienced a playoff win since January 13, 1974, when they downed Minnesota in Super Bowl VIII. The Dolphins took command in the second quarter, putting together back-to-back TD drives of 76 and 79 yards that turned a 3-0 deficit into a 14-3 halftime advantage. The four Miami TDs came on a pair of two-yard passes from Woodley to tight end Bruce Hardy, a one-yard run by Andra Franklin and Woody Bennett's two-yard burst up the middle. Franklin finished with 112 yards on 26 carries, but lost the ball three times on fumbles. Two of those fumbles resulted in John Smith field goals of 23 and 42 yards for New England.

NEW ENGLAND	0	3	3	7	-	13
MIAMI	0	14	7	7	-	28

NE – FG Smith 23	8/24	2- 3:07
M – Hardy, 2 pass from Woodley (von Schamann kick)	9/76	2- 8:24
M – Franklin, 1 run (von Schamann kick)	9/79	2-12:52
NE – FG Smith 42	8/38	3- 7:56
M – Bennett, 2 run (von Schamann kick)	11/74	3-13:59
M – Hardy, 2 pass from Woodley (von Schamann kick)	8/62	4- 6:05
NE – Hasselbeck, 22 pass from Grogan (Smith kick)	6/80	4- 9:38

ATT. - 68,842

	New England	Miami
First Downs/Total-Rush.-Pass.-Pen.	14-6-8-0	27-12-14-1
Total Yards-Plays-Average	237-52-4.6	448-66-6.8
Rushes-Yards-Average	18-77-4.3	45-214-4.8
Net Yards Passing-Times Thrown-Yards Lost	160-4-29	234-2-12
Passes Attempted-Completed-Intercepted	30-16-2	19-16-0
Punts/Number-Average	5-43.6	1-51.0
Penalties/Number-Yards	4-27	2-15
Fumbles/Number-Lost	1-1	3-3

INDIVIDUAL STATISTICS

RUSHING – Miami: Franklin 26-112, 1 TD; Nathan 12-71; Woodley 1-16; Bennett 5-10, 1 TD; Vigorito 1-5.

New England: van Eeghen 9-40; Collins 7-35; Tatupu 1-4; Morgan 1-(-2).

PASSING – Miami: Woodley 19-16-0, 246 yards, 2 TDs.

New England: Grogan 30-16-2, 189 yards, 1 TD.

RECEIVING – Miami: Nathan 5-68; Hardy 3-23, 2 TDs; Rose 2-47; Vigorito 2-40; Cefalo 2-27; Harris 1-36; Diana 1-5.

New England: Hasselbeck 7-87, 1 TD; Dawson 4-49; Collins 1-17; Toler 1-16; Brown 1-8; Johnson 1-7; van Egghen 1-5.

INTERCEPTIONS – Miami: McNeal 1-16; Small 1-0.

New England: None.

SACKS – Miami: Rhone 1, Bokamper 1; Baumhower 1; Duhe 1.

New England: Owens 2.

MISSED FIELD GOALS – Miami: von Schamann 52(WR).

New England: None.

1982 AFC PLAYOFF (second round)

DOLPHINS 34, CHARGERS 13
January 16, 1983

Orange Bowl
Miami, FL

The Dolphins choked off the famed Chargers offense and won 34-13. The Dolphins defense stopped the San Diego offense, holding it to a total of 247 yards – 203 yards below its league-leading average - while holding the Chargers scoreless in the second half. Dolphins defenders intercepted QB Dan Fouts five times, sacked him three times and held the Chargers to 15 completions for 191 yards – their lowest output since a January, 1982, playoff game in the ice at Cincinnati. The Dolphins offense kept Fouts and Company on the sideline by utilizing ball control that produced 80 plays to San Diego's 54 and an overwhelming time of possession advantage; the Dolphins had the ball for 40:46 to the Chargers' 19:14. Dolphins QB David Woodley guided his team to a 214-yard ground attack while connecting on 17-22 passes for 195 yards and two TDs. Woodley opened the scoring with a three-yard pass to Nat Moore in the first quarter and made it 14-0 by directing Miami 89 yards on 13 plays. Chargers kickoff returner Hank Bauer fumbled a kickoff which was recovered by Uwe von Schamann at the Chargers 23-yard line. Seven plays later, Woodley hit tight end Ronnie Lee on a six-yard look-in pass for the score. On the next kickoff, Dolphins rookie Rich Diana recovered a fumble by the Chargers' James Brooks, but this time Miami had to settle for a 29-yard von Schamann field goal. The Chargers scored two late TDs, one on a 28-yard pass from Fouts to Charlie Joiner and the other on Chuck Muncie's one-yard dive that ended the San Diego scoring. Von Schamann added a second field goal shortly before the end of the first half and Woodley scored on a seven-yard QB draw early in the fourth quarter.

SAN DIEGO	0	13	0	0	-	13
MIAMI	7	20	0	7	-	34

M – Moore, 3 pass from Woodley (von Schamann kick)	5/26	1- 6:52
M – Franklin, 3 run (von Schamann kick)	13/89	2- 1:28
M – Lee, 6 pass from Woodley (von Schamann kick)	7/23	2- 4:31
M – FG von Schamann 24	7/30	2- 7:15
SD – Joiner, 28 pass from Fouts (kick failed)	3/28	2-11:14
M – FG von Schamann 23	7/70	2-13:55
SD – Muncie, 1 run (Benirschke kick)	5/76	2-14:38
M – Woodley, 7 run (von Schamann kick)	8/62	4- 0:42

ATT. – 71,383

	San Diego	Miami
First Downs/Total-Rush.-Pass.-Pen.	17-5-9-3	29-15-11-3
Total Yards-Plays-Average	247-54-4.6	413-80-5.2
Rushes-Yards-Average	17-79-4.6	56-214-3.8
Net Yards Passing-Times Thrown-Yards Lost	168-3-23	199-1-16
Passes Attempted-Completed-Intercepted	34-15-5	23-18-1
Punts/Number-Average	4-41.3	3-40.3
Penalties/Number-Yards	7-62	6-70
Fumbles/Number-Lost	3-2	2-1

INDIVIDUAL STATISTICS

RUSHING – Miami: Franklin 23-96, 1 TD; Nathan 19-83; Woodley 3-14, 1 TD; Bennett 7-14; Orosz 1-11; Vigorito 1-2; Jensen 2-(-6).

San Diego: Muncie 11-62, 1 TD; Brooks 3-9; Fouts 2-3; Capelletti 1-5.

PASSING – Miami: Woodley 22-17-1, 195 yards, 2 TDs; Nathan 1-1-0, 20 yards, 0 TDs.

San Diego: Fouts 34-15-5, 191 yards, 1 TD.

RECEIVING – Miami: Nathan 8-55; Hardy 3-45; Cefalo 2-69; Vigorito 2-22; Harris 1-15; Lee 1-6, 1 TD; Moore 1-3, 1 TD.

San Diego: Muncie 6-53; Chandler 2-38; Brooks 2-25; Sievers 2-21; Joiner 1-28, 1 TD; Winslow 1-18; Holohan 1-8.

INTERCEPTIONS – Miami: G. Blackwood 2-19; McNeal 1-20; Small 1-16; L. Blackwood 1-(-1).

San Diego: Fox 1-18.

SACKS – Miami: Duhe 2; Bokamper 1.
San Diego: Ferguson 1.
MISSED FIELD GOALS – Miami: None.
San Diego: None.

1982 AFC CHAMPIONSHIP

DOLPHINS 14, JETS 0
January 23, 1983

Orange Bowl
Miami, FL

For the third time in as many games in 1982, the Miami Dolphins defeated the New York Jets, this time on a rainy, mud-soaked Orange Bowl field. The Dolphins set an AFC Championship Game record by holding the Jets to 139 total yards. A.J. Duhe set an AFC playoff record with three interceptions, including one he returned for a 35-yard TD. The Dolphins set an NFL record by being the first team to have defeated the same team three times in a season – two times during the regular season and once in a playoff game. On nine occasions since the AFL-NFL merger, teams had met three times in a season – but no team had won all three games. Before a crowd of 67,396, the Dolphins’ Woody Bennett rumbled seven yards up the middle to score the only points the Dolphins would need. That came in the third quarter after the teams had trudged through a scoreless first half on the soggy Prescription Athletic Turf.

N.Y. JETS	0	0	0	0	–	0
MIAMI	0	0	7	7	–	14

M – Bennett, 7 run (von Schamann kick) 7/48 3- 2:05
M – Duhe, 35 interception return (von Schamann kick) 4- 2:08

ATT. – 67,396

	N.Y. Jets	Miami
First Downs Total-Rush.-Pass.-Pen.	10-2-6-2	13-7-5-1
Total Yards-Plays-Average	139-65-2.1	198-66-3.0
Rushes-Yards-Average	24-62-2.6	41-138-3.4
Net Yards Passing-Times Thrown-Yards Lost	77-4-26	60-4-27
Passes Attempted-Completed-Intercepted	37-15-5	21-9-3
Punts/Number-Average	10-35.7	10-33.3
Penalties/Number-Yards	6-42	3-15
Fumbles/Number-Lost	1-0	3-1

INDIVIDUAL STATISTICS

RUSHING – Miami: Woodley 8-46; Franklin 13-44; Nathan 7-24; Bennett 13-24, 1 TD.
N.Y. Jets: McNeil 17-46; Todd 4-10; Augustyniak 2-5; Dierking 1-1.
PASSING – Miami: Woodley 21-9-3, 87 yards, 0 TDs.
N.Y. Jets: Todd 37-15-5, 103 yards, 0 TDs.
RECEIVING – Miami: Vigorito 3-29; Harris 2-28; Nathan 2-4; Rose 1-20; Lee 1-6.
N.Y. Jets: Harper 4-14; Jones 3-35; Barkum 2-20; Augustyniak 2-12; McNeil 1-9; Gaffney 1-7; Dierking 1-6; Walker 1-0.
INTERCEPTIONS – Miami: Duhe 3-36, 1 TD; Small 1-8; G. Blackwood 1-4.
N.Y. Jets: Schroy 2-1; Buttle 1-0.
SACKS – Miami: Bokamper 2, Brudzinski 1, Baumhower 1.
N.Y. Jets: Gastineau 2, Lyons 1, Neil 1.
MISSED FIELD GOALS – Miami: None.
N.Y. Jets: None.

SUPER BOWL XVII

REDSKINS 27, DOLPHINS 17
January 30, 1983

Rose Bowl
Pasadena, CA

The Washington Redskins, behind the power running of John Riggins, came from behind to win Super Bowl XVII in the famed Rose Bowl, beating Miami 27-17. Before the second-largest crowd for a Super Bowl – 103,667 fans – the Redskins took the lead for the first time with a little more than 10 minutes left on the clock. The game was marked by a Super Bowl record performance by Fulton Walker, who returned four kickoffs 190 yards, including a 98-yard TD that gave Miami a 17-10 halftime lead. It was the first kickoff returned for a TD in Super Bowl history and the longest kickoff return in playoff history. Riggins ran up 166 yards on 38 carries, both Super Bowl records. On a short-yardage play – fourth-and-one from the Redskin 43 with 10:01 to play – Riggins broke a tackle and scored on a 43-yard run. Riggins accounted for 181 total yards, five more yards than the entire Miami offense could manage in the game. In the first quarter, Miami jumped to a quick lead with a 76-yard David Woodley to Jimmy Cefalo pass for a TD.

MIAMI	7	10	0	0	–	17
WASHINGTON	0	10	3	14	–	27

M – Cefalo, 76 pass from Woodley (von Schamann kick) 2/80 1- 6:49

W	-	FG Moseley 31	7/32	2- 0:21
M	-	FG von Schamann 20	13/50	2- 9 :00
W	-	Garrett, 4 pass from Theismann (Moseley kick)	11/80	2-13:09
M	-	Walker, 98 kickoff return (von Schamann kick)		2-13:22
W	-	FG Moseley 20	6/61	3- 6:51
W	-	Riggins, 43 run (Moseley kick)	4/52	4- 4:59
W	-	Brown, 6 pass from Theismann (Moseley kick)	12/41	4-13:05

ATT. - 103,667

	Miami	Washington
First Downs Total-Rush.-Pass.-Pen.	9-7-2-0	24-14-9-1
Total Yards-Plays-Average	176-47-3.7	400-78-5.1
Rushes-Yards-Average	29-96-3.3	52-276-5.3
Net Yards Passing-Times Thrown-Yards Lost	80-1-17	124-3-19
Passes Attempted-Completed-Intercepted	17-4-1	23-15-2
Punts/Number-Average	6-37.8	4-42.0
Penalties/Number-Yards	4-55	5-36
Fumbles/Number-Lost	2-1	0-0

INDIVIDUAL STATISTICS

RUSHING - Miami: Franklin 16-49; Nathan 7-26; Woodley 4-16; Vigorito 1-4; Harris 1-1.

Washington: Riggins 38-166, 1 TD; Garrett 1-44; Harmon 9-40; Theismann 3-20; Walker 1-6.

PASSING - Miami: Woodley 14-4-1, 97 yards, 1 TD; Strock 3-0-0, 0 yards, 0 TDs.

Washington: Theismann 23-15-2, 143 yards, 2 TDs.

RECEIVING - Miami: Cefalo 2-82, 1 TD; Harris 2-15.

Washington: Brown 6-60, 1 TD; Warren 5-28; Garrett 2-13, 1 TD; Walker 1-27; Riggins 1-15.

INTERCEPTIONS - Miami: Duhe 1-0; L. Blackwood 1-0.

Washington: Murphy 1-0.

SACKS - Miami: Baumhower 1; Gordon 1; Rhone 1.

Washington: Manley 1.

MISSED FIELD GOALS - Miami: None.

Washington: None.

1983 AFC PLAYOFF

SEAHAWKS 27, DOLPHINS 20 December 31, 1983

Orange Bowl Miami, FL

The Miami Dolphins saw their season end on a sour note as they lost a 27-20 decision to the Seattle Seahawks in the first round of the AFC playoffs. Before 71,032 fans in the Orange Bowl, Dolphins rookie quarterback Dan Marino returned from his December 4 knee injury. On their second possession, the Dolphins launched a 12-play, 80-yard drive ending with a 19-yard TD pass from Marino to tight end Dan Johnson (PAT missed). A 59-yard return by Zachary Dixon on the ensuing kickoff led to a six-yard scoring toss from Seattle's Dave Krieg to Cullen Bryant with the extra point, giving the Seahawks a one point lead. Miami immediately retaliated, using a 17-yard Marino to Mark Duper hook-up to pave the way for a 32-yard circus catch by Duper for the touchdown. Early in the third quarter, a David Overstreet fumble in Seattle territory set the Seahawks up for a 55-yard TD march featuring a 28-yard completion from Krieg to Paul Johns, and culminating in a one-yard run by Curt Warner. Norm Johnson's 27-yard field goal early in the fourth quarter gave Seattle a 17-13 lead. The Dolphins managed to regain the lead at 20-17 following a Gerald Small interception (18-yard return) and Woody Bennett's two-yard run with only 3:43 remaining. However, the lead was shortlived as the Seahawks came right back to score on Warner's short run following a pair of Krieg to Steve Largent completions for a total of 56 yards. Miami's Fulton Walker then fumbled the Seattle kickoff, thus leading to a 37-yard Johnson field goal. Another Walker kickoff fumble iced the game for the Seahawks, who were participating in the playoffs for the first time in their eight-year history.

SEATTLE	0	7	7	13	-	27
MIAMI	0	13	0	7	-	20

M	-	Johnson, 19 pass from Marino (kick failed)	12/80	2- 2:23
S	-	C. Bryant, 6 pass from Krieg (N. Johnson kick)	6/38	2- 5:41
M	-	Duper, 32 pass from Marino (von Schamann kick)	7/74	2- 9:17
S	-	Warner, 1 run (N. Johnson kick)	8/55	3- 8:34
S	-	FG N. Johnson 27	9/40	4- 4:18
M	-	Bennett, 2 run (von Schamann kick)	3/16	4-11:17
S	-	Warner, 2 run (N. Johnson kick)	5/66	4-13:12
S	-	FG N. Johnson 37	4/8	4-13:45

ATT. - 71,032

	Seattle	Miami
First Downs Total-Rush.-Pass.-Pen.	21-12-9-0	21-9-11-1
Total Yards-Plays-Average	334-72-4.6	321-56-5.7

Rushes-Yards-Average	42-151-3.6	30-128-4.3
Net Yards Passing-Times Thrown-Yards Lost	183-1-9	193-0-0
Passes Attempted-Completed-Intercepted	29-15-1	26-15-2
Punts/Number-Average	4-38.0	4-35.5
Penalties/Number-Yards	2-15	5-30
Fumbles/Number-Lost	0-0	3-3

INDIVIDUAL STATISTICS

RUSHING – Miami: Overstreet 9-50; Bennett 7-31, 1 TD; Franklin 6-28; Nathan 8-19.
 Seattle: Warner 29-113, 2 TDs; C. Bryant 5-22; Hughes 4-21; Krieg 4-(-5).
PASSING – Miami: Marino 25-15-2, 193 yards, 2 TDs; Clayton 1-0-0, 0 yards, 0 TDs.
 Seattle: Krieg 28-15-1, 192 yards, 1 TD; Zorn 1-0-0, 0 yards, 0 TDs.
RECEIVING - Miami: Duper 9-117, 1 TD; Johnson 2-29, 1 TD; Moore 2-26; Rose 1-15; Nathan 1-6.
 Seattle: Warner 5-38; Johns 4-60; Largent 2-56; Doornink 2-26; C. Bryant 2-12, 1 TD.
INTERCEPTIONS – Miami: Small 1-18.
 Seattle: Harris 1-0; Justin 1-0.
SACKS – Miami: Baumhower 1.
 Seattle: None.
MISSED FIELD GOALS – Miami: None.
 Seattle: N. Johnson 48(B).

1984 AFC PLAYOFF

DOLPHINS 31, SEAHAWKS 10

December 29, 1984

Orange Bowl
Miami, FL

The Miami Dolphins, led by quarterback Dan Marino’s three touchdown passes and a defense that shut out the opposition in three of four quarters, defeated the Seattle Seahawks 31-10 before 73,469 fans in the Orange Bowl. The Dolphins moved in front on their second possession and stayed there. Running back Tony Nathan keyed the 68-yard drive by gaining 38 yards on four carries, including the touchdown on a 14-yard run. A 26-yard Marino to Mark Clayton completion was the long play of the scoring march. A 32-yard interception return by Seattle’s John Harris and a 25-yard pass from Dave Krieg to Steve Largent paved the way for Norm Johnson’s 27-yard field goal that cut Miami’s lead to 7-3. The Dolphins, however, came right back to score on their next series as a 20-yard reception by Woody Bennett preceded Marino’s 34-yard scoring hook-up with Jimmy Cefalo. The Seahawks made it 14-10 at halftime when Largent scored on a 56-yard catch-and-run play. After Miami’s defense had stopped Seattle on the Dolphins 24-yard line to open the second half, the Dolphins embarked on a 13-play, 76-yard TD drive that included a Bruce Hardy touchdown catch from three yards out. After the Seahawks’ Jeff West managed just a seven-yard punt, Clayton made an acrobatic catch on a tipped ball in the end zone for a 33-yard TD. Miami closed out the scoring on Uwe von Schamann’s 37-yard field goal in a drive that featured a 32-yard Marino to Hardy pass.

SEATTLE	0	10	0	0	–	10
MIAMI	7	7	14	3	–	31

M	–	Nathan, 14 run (von Schamann kick)	8/68	1-10:51
S	–	FG Johnson 27	7/29	2-1:24
M	–	Cefalo, 34 pass from Marino (von Schamann kick)	4/60	2- 4:07
S	–	Largent, 56 pass from Krieg (Johnson kick)	4/70	2-11:37
M	–	Hardy, 3 pass from Marino (von Schamann kick)	13/76	3-10:35
M	–	Clayton, 33 pass from Marino (von Schamann kick)	2/33	3-12:35
M	–	FG von Schamann 37	8/69	4-3:32

ATT. – 73,469

	Seattle	Miami
First Downs Total-Rush.-Pass.-Pen.	8-2-6-0	22-8-12-2
Total Yards-Plays-Average	267-55-4.9	405-70-5.8
Rushes-Yards-Average	18-51-2.8	36-143-4.0
Net Yards Passing-Times Thrown-Yards Lost	216-2-18	262-0-0
Passes Attempted-completed-Intercepted	35-20-0	34-21-2
Punts/Number-Average	7-37.0	3-37.0
Penalties/Number-Yards	4-20	1-5
Fumbles/Number-Lost	1-1	0-0

INDIVIDUAL STATISTICS

RUSHING – Miami: Nathan 18-76, 1 TD; Bennett 11-41; P. Johnson 6-22; Carter 1-4.
 Seattle: Doornink 10-35; Hughes 7-14; Krieg 1-2.
PASSING – Miami: Marino 34-21-2, 262 yards, 3 TDs.
 Seattle: Krieg 35-20-0, 234 yards, 1 TD.
RECEIVING – Miami: Clayton 5-75, 1 TD; Nathan 4-20; Hardy 3-48, 1 TD; Duper 3-32; Cefalo 2-43, 1 TD; Moore 2-11; Bennett 1-20; Rose 1-13.
 Seattle: Largent 6-128, 1 TD; Doornink 6-23; Turner 3-38; Skansi 2-31; Hughes 1-8; C. Young 1-5; Krieg 1-1.

INTERCEPTIONS – Miami: None.

Seattle: Harris 2-45.

SACKS – Miami: Betters 1; Brudzinski 1.

Seattle: None.

MISSED FIELD GOALS – Miami: von Schamann 43(WR), 37(WL).

Seattle: N. Johnson 41(WL).

1984 AFC CHAMPIONSHIP

DOLPHINS 45, STEELERS 28

January 6, 1985

Orange Bowl

Miami, FL

The Miami Dolphins, led by Dan Marino's 421 yards passing (four touchdowns) and Mark Duper's 148 yards receiving, advanced to Super Bowl XIX by defeating the Pittsburgh Steelers, 45-28, in the AFC Championship Game before 76,029 fans in the Orange Bowl. The Dolphins scored on their first offensive series as they moved 67 yards in four plays following a William Judson interception, with the TD coming on a 40-yard pass from Marino to Mark Clayton. Pittsburgh's first score came on Rich Erenberg's seven-yard run that had been set up by Walter Abercrombie's 38 yards gained in the 66-yard march. A 26-yard Uwe von Schamann field goal preceded a 65-yard toss from the Steelers' Mark Malone to John Stallworth that gave Pittsburgh a 14-10 lead. The Dolphins then scored two TDs in the final 2:52 of the first half, the first score coming on a 41-yard reception by Duper. After Lyle Blackwood's interception, Marino hit TE Joe Rose for a 28-yard gain before Tony Nathan gave the Dolphins a 24-14 lead on a two-yard run. Miami then scored on its first three second-half possessions, leading off with Marino's 36-yard scoring strike to Duper. The Steelers closed the gap to 31-21 on Malone's 19-yarder to Stallworth (33-yarder to Louis Lipps in drive). Completions to Duper (41 yards), Nathan (20 yards) and Nat Moore (28 yards) then led to a one-yard TD dive by Woody Bennett. Moore then caught a six-yard touchdown pass before Wayne Capers closed out the scoring with a 29-yard TD reception.

PITTSBURGH	7	7	7	7	-	28
MIAMI	7	17	14	7	-	45

M – Clayton 40 pass from Marino (von Schamann kick)	4/67	1- 7:15
P – Erenberg, 7 run (Anderson kick)	7/66	1-11:30
M – FG von Schamann 26	8/55	2- 5:56
P – Stallworth, 65 pass from Malone (Anderson kick)	3/71	2-12:08
M – Duper, 41 pass from Marino (von Schamann kick)	5/77	2-13:30
M – Nathan, 2 run (von Schamann kick)	5/35	2-14:24
M – Duper, 36 pass from Marino (von Schamann kick)	4/78	3- 1:48
P – Stallworth, 19 pass from Malone (Anderson kick)	9/72	3- 7:05
M – Bennett, 1 run (von Schamann kick)	10/80	3-13:20
M – Moore, 6 pass from Marino (von Schamann kick)	9/66	4- 3:55
P – Capers, 29 pass from Malone (Anderson kick)	5/84	4-14:35

ATT. – 76,029

	Pittsburgh	Miami
First Downs/Total-Rush.-Pass.-Pen.	22-8-14-0	28-10-18-0
Total Yards-Plays-Average	455-68-6.7	569-71-8.0
Rushes-Yards-Average	32-143-4.5	38-134-3.5
Net Yards Passing-Times Thrown-Yards Lost	312-0-0	435-0-0
Passes Attempted-Completed-Intercepted	36-20-3	33-22-1
Punts/Number-Average	3-43.7	2-42.5
Penalties/Number-Yards	3-30	3-25
Fumbles/Number-Lost	2-1	1-1

INDIVIDUAL STATISTICS

RUSHING – Miami: Nathan 19-64, 1 TD; P. Johnson 10-39; Bennett 8-33, 1 TD; Strock 1-(-2).

Pittsburgh: Abercrombie 15-68; Pollard 11-48; Erenberg 6-27, 1 TD.

PASSING – Miami: Marino 32-21-1, 421 yards, 4 TDs; Nathan 1-1-0, 14 yards, 0 TDs.

Pittsburgh: Malone 36-20-3, 312 yards, 3 TDs.

RECEIVING – Miami: Nathan 8-114; Duper 5-148, 2 TDs; Clayton 4-95, 1 TD; Moore 2-34, 1 TD; Hardy 2-16; Rose 1-28.

Pittsburgh: Erenberg 5-59; Stallworth 4-111, 2 TDs; Lipps 3-45; Sweeney 3-42; Pollard 3-13;

Capers 1-29, 1 TD; Abercrombie 1-13.

INTERCEPTIONS – Miami: Judson 1-34; G. Blackwood 1-4; L. Blackwood 1-4.

Pittsburgh: Shell 1-18.

SACKS – Miami: None.

Pittsburgh: None.

MISSED FIELD GOALS – Miami: von Schamann 52(S).

Pittsburgh: Anderson 53(WR).

SUPER BOWL XIX

49ERS 38, DOLPHINS 16
January 20, 1985

Stanford Stadium
Palo Alto, CA

The Miami Dolphins, unable to score in the game's final two quarters, dropped a 38-16 decision to the San Francisco 49ers in Super Bowl XIX before 84,059 fans in Stanford Stadium. The Dolphins were outgained in the contest by a 537-314 margin with the 49ers maintaining possession for 37:11. Miami opened the scoring on its first possession as Uwe von Schamann converted a 37-yard field goal (key play – Dan Marino's 25-yard completion to Tony Nathan). San Francisco jumped ahead 7-3 when QB Joe Montana led the Niners on an eight-play, 78-yard drive that culminated in a 33-yard TD toss to Carl Monroe. The Dolphins scored their only touchdown of the game on their next series as two Marino completions to Mark Clayton (18, 13 yards) and a 21-yarder to Dan Johnson paved the way for Johnson's two-yard scoring catch. Touchdown runs of eight and two yards by Roger Craig and Montana's six-yard scamper gave San Francisco a 28-10 lead. Von Schamann then connected on field goals of 31 and 30 yards in the final 12 seconds of the first half to close the Dolphins' deficit to 28-16. The 49ers upped their lead on their initial second-half possession on Ray Wersching's 27-yard field goal, before closing out the scoring on Craig's 16-yard scoring reception (key play – 40-yard field goal to Wendell Tyler pass play).

MIAMI	10	6	0	0	–	16
SAN FRANCISCO	7	21	10	0	–	38

M – FG von Schamann 37	7/45	1- 7:36
SF – Monroe, 33 pass from Montana (Wersching kick)	8/78	1-11:48
M – Johnson, 2 pass from Marino (von Schamann kick)	6/70	1-14:15
SF – Craig, 8 pass from Montana (Wersching kick)	4/47	2- 3:26
SF – Montana, 6 run (Wersching kick)	6/55	2- 8:02
SF – Craig, 2 run (Wersching kick)	9/52	2-12:55
M – FG von Schamann 31	12/72	2-14:48
M – FG von Schamann 30	1/0	2-15:00
SF – FG Wersching 27	10/43	3- 4:48
SF – Craig, 16 pass from Montana (Wersching kick)	5/70	3- 8:42

ATT. – 84,059

	Miami	San Francisco
First Downs Total-Rush.-Pass.-Pen.	19-2-17-0	31-16-15-0
Total Yards-Plays-Average	314-63-5.0	537-76-7.1
Rushes-Yards-Average	9-25-2.8	40-211-5.3
Net Yards Passing-Times Thrown-Yards Lost	289-4-29	326-1-5
Passes Attempted-Completed-Intercepted	50-29-2	35-24-0
Punts/Number-Average	6-39.3	3-32.7
Penalties/Number-Yards	1-10	2-10
Fumbles/Number-Lost	1-0	2-2

INDIVIDUAL STATISTICS

RUSHING – Miami: Nathan 5-18; Bennett 3-7; Marino 1-0.

San Francisco: Tyler 13-65; Montana 5-59, 1 TD; Craig 15-58, 1 TD; Harmon 5-20; Solomon 1-5; Cooper 1-4.

PASSING – Miami: Marino 50-29-2, 318 yards, 1 TD.

San Francisco: Montana 35-24-0, 331 yards, 3 TDs.

RECEIVING – Miami: Nathan 10-83; Clayton 6-92; Rose 6-73; Johnson 3-28, 1 TD; Moore 2-17; Cefalo 1-14; Duper 1-11.

San Francisco: Craig 8-82, 2 TDs; Clark 5-72; Francis 5-60; Tyler 4-70; Monroe 1-33, 1 TD; Solomon 1-14.

INTERCEPTIONS – Miami: None.

San Francisco: Wright 1-0; Williamson 1-0.

SACKS – Miami: Betters 1.

San Francisco: Board 2; Johnson 1; Tuasosopo 1.

MISSED FIELD GOALS – Miami: None.

San Francisco: None.

1985 AFC PLAYOFF

DOLPHINS 24, BROWNS 21
January 4, 1986

Orange Bowl
Miami, FL

Most people had not given them much of a chance to win, but the 8-8 Cleveland Browns nearly upset the 12-4 Dolphins in the Orange Bowl. It would take two Ron Davenport touchdowns in the final 17 minutes to send Miami to a 24-21 victory and the AFC Championship Game against New England the following week. Fuad Reveiz put the Dolphins on the board early with a 51-yard field goal on Miami's first drive of the game. But Cleveland came back to score 21 unanswered points,

and held a 21-3 advantage midway through the third quarter. Cleveland rookie quarterback Bernie Kosar, who had played two college seasons in the Orange Bowl for the University of Miami, hit Ozzie Newsome with a 16-yard touchdown pass for the Browns first points of the day. Earnest Byner (16-161) ran in from 21 yards out just before the half, and then he broke a 66-yard touchdown jaunt 3:38 into the second half. Just like that, the improbable began to look possible. Dan Marino connected with Nat Moore for a six-yard touchdown pass just over six minutes later and Miami had closed the margin to 21-10. Then it was time for Davenport (6-48) to show his stuff. First, he hit the hole for a 31-yard touchdown run late in the third period and then he closed the scoring and put Miami up for good, going over from one yard out with just 1:57 remaining in the game.

CLEVELAND	7	7	7	0	-	21
MIAMI	3	0	14	7	-	24

M	-	FG Reveiz	5/25	1-	4:26
C	-	Newsome, 16 pass from Kosar (Bahr kick)	10/82	1-	13:36
C	-	Byner, 21 run (Bahr kick)	8/55	2-	14:02
C	-	Byner, 66 run (Bahr kick)	4/80	3-	3:38
M	-	N. Moore, 6 pass from Marino (Reveiz kick)	13/74	3-	9:47
M	-	Davenport, 31 run (Reveiz kick)	5/48	3-	13:19
M	-	Davenport, 1 run (Reveiz kick)	9/73	4-	13:03

ATT. – 75,128

	Cleveland	Miami
First Downs Total-Rush.-Pass.-Pen.	17-11-5-1	20-6-13-1
Total Yards-Plays-Average	313-57-5.5	330-64-5.2
Rushes-Yards-Average	37-251-6.8	19-92-4.8
Net Yards Passing-Times Thrown-Yards Lost	62-1-4	238-0-0
Passes Attempted-Completed-Intercepted	19-10-1	45-25-1
Punts/Number-Average	6-37.2	5-41.6
Penalties/Number-Yards	6-49	2-20
Fumbles/Number-Lost	1-0	1-0

INDIVIDUAL STATISTICS

RUSHING – Miami: Davenport 6-48, 2 TDs; Nathan 7-21; Bennett 4-17; Carter 2-6.
Cleveland: Byner 16-161, 2 TDs; Mack 13-56; Dickey 6-28; Kosar 2-6.

PASSING – Miami: Marino 45-25-1, 238 yards, 1 TD.
Cleveland: Kosar 19-10-1, 66 yards, 1 TD.

RECEIVING – Miami: Nathan 10-101; Hardy 5-51; N. Moore 4-29, 1 TD; Johnson 2-17; Rose 1-17; Clayton 1-15; Bennett 1-6; Carter 1-2.
Cleveland: Byner 4-25; Newsome 2-22, 1 TD; Holt 2-2; Cl. Weathers 1-12; Fontenot 1-5.

INTERCEPTIONS – Miami: Lankford 1-2.
Cleveland: Rogers 1-45.

SACKS – Miami: Moore 1.
Cleveland: None.

MISSED FIELD GOALS – Miami: Reveiz 47(S).
Cleveland: None.

1985 AFC CHAMPIONSHIP

PATRIOTS 31, DOLPHINS 14	Orange Bowl
January 12, 1986	Miami, FL

The New England Patriots garnered a bid to their first Super Bowl by snapping an 18-game losing streak to the Dolphins in Miami with a 31-14 triumph, in what would be the final NFL postseason game at the Orange Bowl. The Patriots' only previous victory in Miami came in the first meeting between the two teams in 1966. New England backs Craig James (22-105) and Robert Weathers (16-87) combined for 192 yards rushing and quarterback Tony Eason was on target with a 10-12 performance for 71 yards as the Pats set up a Super Bowl date with the Chicago Bears. After New England got on the board first with a Tony Franklin 23-yard field goal, the Dolphins stormed back for their only lead of the afternoon when Dan Marino passed 10 yards to Dan Johnson early in the second quarter. Eason brought New England right back with three touchdown tosses, and the Pats led 24-7 after three quarters. Miami's last score of the day came early in the fourth quarter when Tony Nathan grabbed a 10-yard TD pass from Marino. New England fullback Mosi Tatupu ended the game's scoring with a one-yard TD jaunt midway through the fourth quarter.

	NEW ENGLAND	3	14	7	7	-	31	
	MIAMI	0	7	0	7	-	14	

NE	-	FG Franklin	23	6/14	1-	6:40
M	-	Johnson, 10 pass from Marino (Reveiz kick)	11/80	2-	0:21	
NE	-	Collins, 4 pass from Eason (Franklin kick)	8/66	2-	4:50	
NE	-	D. Ramsey, 1 pass from Eason (Franklin kick)	7/36	2-	9:35	

NE – Weathers, 2 pass from Eason (Franklin kick)	6/25	3- 3:02
M – Nathan, 10 pass from Marino (Revez kick)	1/10	4- 0:32
NE – Tatupu, 1 run (Franklin kick)	9/45	4- 7:26

ATT. – 74,978

	New England	Miami
First Downs Total-Rush.-Pass.-Pen.	21-15-6-0	18-3-15-0
Total Yards-Plays-Average	326-71-4.6	302-62-4.9
Rushes-Yards-Average	59-255-4.3	13-68-5.2
Net Yards Passing-Times Thrown-Yards Lost	71-0-0	234-1-14
Passes Attempted-Completed-Intercepted	12-10-0	48-20-2
Punts/Number-Average	5-40.2	4-41.3
Penalties/Number-Yards	2-15	4-35
Fumbles/Number-Lost	2-2	5-4

INDIVIDUAL STATISTICS

RUSHING – Miami: Carter 6-56; Davenport 3-6; Nathan 2-4; Bennett 1-2; Marino 1-0.
 New England: C. James 22-105; Weathers 16-87; Collins 12-61; Tatupu 6-9, 1 TD; Eason 3-(-7).
PASSING – Miami: Marino 48-20-2, 248 yards, 2 TDs.
 New England: Eason: 12-10-0, 71 yards, 3 TDs.
RECEIVING – Miami: Nathan 5-57, 1 TD; Hardy 3-52; Duper 3-45; Clayton 3-41; Davenport 3-23; Johnson 1-10, 1 TD; N. Moore 1-10; Rose 1-10.
 New England: D. Ramsey 3-18, 1 TD; Collins 3-15, 1 TD; Morgan 2-30; Tatupu 1-6; Weathers 1-2, 1 TD.
INTERCEPTIONS – Miami: None.
 New England: Marion 1-21; Clayborn 1-0.
SACKS – Miami: None.
 New England: Veris 1.
MISSED FIELD GOALS – Miami: Revez 31(WR).
 New England: Franklin 41(WL).

1990 AFC FIRST ROUND PLAYOFF

DOLPHINS 17, CHIEFS 16
 January 5, 1991

Joe Robbie Stadium
 Miami, FL

Dan Marino threw two fourth quarter touchdown passes to lead the Dolphins to a dramatic come-from-behind 17-16 playoff win over the Kansas City Chiefs before a crowd of 67,276 at Joe Robbie Stadium. In the final period, Marino hit on all eight of his pass attempts for 101 yards and two touchdowns. It was the 16th time in his career that Marino has engineered a fourth quarter comeback. Including the third quarter, Marino hit on his last ten pass attempts to lead the Dolphins back from a 13-3 deficit to a 17-16 win. The Chiefs opened the scoring in the first quarter when Charles Washington blocked a Reggie Roby punt and returned the ball to Miami's 37-yard line. However, Miami's defense stiffened and held the Chiefs to a 27-yard field goal by Nick Lowery. Miami kicker Pete Stoyanovich tied the score at 3-3 in the second period by booting an NFL playoff record 58-yard field goal. Stoyanovich's kick broke the previous record of 54 yards by Detroit's Eddie Murray on December 24, 1983, against San Francisco and it was the second-longest kick of Stoyanovich's career. The Chiefs took a 10-3 halftime lead by scoring on a 26-yard touchdown strike from Steve DeBerg to Stephone Paige. The Chiefs extended their lead to 16-3 on a pair of third quarter field goals by Lowery from 25 and 38 yards. In the fourth quarter, the Dolphins closed the score to 16-10 as Marino hit fullback Tony Paige with a one-yard touchdown pass. The key play in the drive was a two-yard run by Sammie Smith on a fourth-and-two from Kansas City's 45-yard line. The Dolphins forced the Chiefs to punt on their next possession and received the ball on their own 15-yard line with 10:39 left in the game. The Dolphins converted three third downs and drove to the Chiefs' 12-yard line with 3:28 left in the contest before Marino hit Mark Clayton with a 12-yard touchdown pass to give Miami a 17-16 lead. However, the Chiefs had a chance to win the game as they drove from their own 22-yard line to the Dolphin 34 before Lowery's 52-yard field goal attempt was just short.

KANSAS CITY	3	7	6	0	-	16
MIAMI	0	3	0	14	-	17

KC – FG Lowery 27	9/28	1- 9:56
M – FG Stoyanovich 58	9/40	2- 0:05
KC – Paige, 26 pass from DeBerg (Lowery kick)	4/61	2-13:06
KC – FG Lowery 25	11/63	3-10:14
KC – FG Lowery 38	4/8	3-12:10
M – Paige, 1 pass from Marino (Stoyanovich kick)	10/66	4- 2:42
M – Clayton, 12 pass from Marino (Stoyanovich kick)	11/85	4-11:32

ATT. – 67,276

	Kansas City	Miami
First Downs/Total-Rush.-Pass.-Pen.	16-4-11-1	23-7-14-2

Total Yards-Plays-Average	367-55-6.7	311-64-4.8
Rushes-Yards-Average	24-103-4.3	32-98-3.1
Net Yards Passing-Times Thrown-Yards Lost	264-1-5	213-2-8
Passes Attempted-Completed-Intercepted	30-17-1	30-19-0
Punts/Number-Average	4-35.0	3-39.7
Penalties/Number-Yards	4-35	2-22
Fumbles/Number-Lost	0-0	2-2

INDIVIDUAL STATISTICS

RUSHING – Miami: Smith 20-82; Logan 7-17; Paige 1-2; Marino 4-(-3).

Kansas City: Okoye 13-83; Word 9-13; McNair 2-7.

PASSING – Miami: Marino 30-19-0, 221 yards, 2 TDs.

Kansas City: DeBerg 30-17-1, 269 yards, 1 TD.

RECEIVING – Miami: Clayton 5-66, 1 TD; Paige 5-30, 1 TD; Duper 3-36; Edmunds 2-49; Smith 2-22; Jensen 1-11; Martin 1-7.

Kansas City: Paige 8-142, 1 TD; McNair 3-22; Harry 2-59; Roberts 2-26; R. Thomas 1-15; Hayes 1-5.

INTERCEPTIONS – Miami: Williams 1-0.

Kansas City: None.

SACKS – Miami: Griggs 1.

Kansas City: Smith 1.5; Cooper 0.5.

MISSED FIELD GOALS – Miami: Stoyanovich 57(S).

Kansas City: Lowery 52(S).

1990 AFC DIVISIONAL PLAYOFF

BILLS 44, DOLPHINS 34

January 12, 1991

Rich Stadium
Orchard Park, NY

The Miami Dolphins saw the 1990 season come to an end with a 44-34 loss to the Buffalo Bills in an AFC Divisional Playoff contest in the snow and ice at Rich Stadium. The game was an offensive shootout as the teams combined for 78 points, 48 first downs, 923 total net yards, 662 passing yards, 261 rushing yards, nine touchdowns and five field goals. Individually, Dan Marino (23 of 49 for 323 yards with three TDs and two INTs) and Jim Kelly (19-29-339-3-1) both passed for over 300 yards. Kelly became the only quarterback to throw for over 300 yards against the Dolphin defense in 1990. Mark Duper (three catches for 113 yards and a score) and Buffalo's Andre Reed (4-122-2) and James Lofton (7-149-1) all went over the 100-yard receiving mark. On the ground, the Bills' Thurman Thomas (32 carries for 117 yards and two TDs) and Miami's Sammie Smith (21-99) led the way. Buffalo dominated the first quarter and jumped out to a 13-3 lead. The Bills scored on their first possession as Kelly hit Reed with a 40-yard touchdown strike and the Dolphins answered the score with a 49-yard field goal to close the score to 7-3. Buffalo added a pair of Scott Norwood field goals – from 24 and 22 yards – to close the first quarter scoring. The Bills struck first in the second quarter on a five-yard run by Thomas to lead 20-3. Miami answered the score on its next possession as Marino and Duper combined for a 64-yard touchdown. The Bills came right back and scored as Kelly threw 13 yards for a score to Lofton to take a 27-10 lead. On their next possession Miami was forced to punt, however the Bills' Al Edwards fumbled the punt and Reggie Roby recovered for Miami on Buffalo's 47-yard line. Miami drove down to the two-yard line where Marino ran in for the score to narrow Buffalo's lead to 27-17 at the half. The Dolphins and Buffalo exchanged third quarter field goals as Stoyanovich hit from 22 yards and Norwood connected from 28 yards. Miami closed the score to 30-27 early in the fourth quarter as Marino threw a two-yard touchdown pass to offensive guard Roy Foster. It was the first reception and touchdown of Foster's career as he became the first offensive or defensive lineman to score an offensive touchdown in a post-season contest since Chicago Bears' defensive tackle William Perry rumbled in from a yard out in Super Bowl XX on January 26, 1986. However, the Bills struck back for 14 quick points to put the game away. First, Thomas scored his second touchdown of the game on a five-yard run. On the ensuing kickoff, Miami returner Marc Logan fumbled the ball and Norwood recovered for Buffalo on the Dolphins' 29-yard line. Two plays later, Kelly and Reed combined for a 26-yard scoring toss and a 44-27 lead. The Dolphins scored the final touchdown of the game with just 1:15 remaining as Marino hit Tony Martin with an eight-yard touchdown pass.

MIAMI	3	14	3	14	-	34
BUFFALO	13	14	3	14	-	44

B – Reed, 40 pass from Kelly (Norwood kick)	5/76	1- 1:54
M – FG Stoyanovich 49	10/40	1- 8:00
B – FG Norwood 24	6/57	1-10:11
B – FG Norwood 22	9/33	1-14:09
B – Thomas, 5 run (Norwood kick)	5/67	2- 2:56
M – Duper, 64 pass from Marino (Stoyanovich kick)	4/80	2- 5:06
B – Lofton, 13 pass from Kelly (Norwood kick)	11/68	2- 9:49
M – Marino, 2 run (Stoyanovich kick)	7/47	2-14:49
M – FG Stoyanovich 22	8/62	3- 4:57
B – FG Norwood 28	9/37	3-13:22
M – Foster, 2 pass from Marino (Stoyanovich kick)	6/43	4- 0:55

B – Thomas, 5 run (Norwood kick)	10/63	4- 4:32
B – Reed, 26 pass from Kelly (Norwood kick)	2/29	4- 5:08
M – Martin, 8 pass from Marino (Stoyanovich kick)	15/91	4-13:45

ATT. – 77,087

	Miami	Buffalo
First Downs/Total-Rush.-Pass.-Pen.	24-9-13-2	24-7-16-1
Total Yards-Plays-Average	430-76-5.6	493-66-7.5
Rushes-Yards-Average	27-107-3.9	37-154-4.2
Net Yards Passing-Times Thrown-Yards Lost	323-0-0	339-0-0
Passes Attempted-Completed-Intercepted	49-23-2	29-19-1
Punts/Number-Average	2-40.0	1-47.0
Penalties/Number-Yards	4-32	4-30
Fumbles/Number-Lost	1-1	3-1

INDIVIDUAL STATISTICS

- RUSHING** – Miami: Smith 21-99; Logan 5-6; Marino 1-2, 1 TD.
 Buffalo: Thomas 32-117, 2 TDs; Kelly 5-37.
- PASSING** – Miami: Marino 49-23-2, 323 yards, 3 TDs.
 Buffalo: Kelly: 29-19-1, 339 yards, 3 TDs.
- RECEIVING** – Miami: Clayton 4-82; Martin 4-44, 1 TD; Jensen 4-38; Duper 3-113, 1 TD; Edmunds 3-21; Logan 2-6; Smith 1-9; Paige 1-6; Foster 1-2, 1 TD.
 Buffalo: Lofton 7-149, 1 TD; Reed 4-122, 2 TDs; Thomas 3-38; McKeller 3-15; Edwards 1-12; Davis 1-3.
- INTERCEPTIONS** – Miami: Williams 1-0.
 Buffalo: Odomes 1-9; Kelso 1-0.
- SACKS** – Miami: None.
 Buffalo: None.
- MISSED FIELD GOALS** – Miami: None.
 Buffalo: None.

1992 AFC DIVISIONAL PLAYOFF

DOLPHINS 31, CHARGERS 0
January 10, 1993

Joe Robbie Stadium
Miami, FL

Miami cornerback Troy Vincent recorded a pair of interceptions and quarterback Dan Marino threw three touchdown passes to lead the Miami Dolphins to a 31-0 win over the San Diego Chargers in the AFC Divisional Playoffs before a crowd of 71,224 at Joe Robbie Stadium. Miami's 31-point margin of victory was the largest by the team in a playoff game. The previous largest margin of victory in the post-season by the Dolphins was three 21-point wins as Miami had a 21-0 win over the Baltimore Colts on January 2, 1972 in the Orange Bowl, a 34-13 win over the San Diego Chargers on January 16, 1983 in the Orange Bowl and a 31-10 win over the Seattle Seahawks on December 29, 1984 in the Orange Bowl. Overall, the Miami defense totaled four interceptions (also safety Louis Oliver and linebacker Bryan Cox), a forced fumble (by cornerback Stephen Braggs), a fumble recovery (by linebacker Dwight Hollier) and a sack (by defensive end Jeff Hunter). The Dolphins held the Chargers to just ten first downs (three rushing and seven passing), 202 yards of total offense (70 rushing and 132 passing) and three of 15 on third down conversions. The Chargers' 15 possessions ended in seven punts, four interceptions, twice on downs, once on a lost fumble and once at the end of the first half. Following a scoreless first quarter, the Dolphins exploded for 21 points in the second quarter to take a 21-0 lead at the half. Miami's 21 points in the second quarter was the most scored by the Dolphins in any quarter of a playoff game in team history. The previous team high for points in a quarter was 20 points which was scored by Miami in the second quarter against San Diego on January 6, 1983. Miami opened the scoring following a Vincent interception which gave the team possession on San Diego's 48-yard line. Marino led the Dolphins on a nine-play, 48-yard drive which was capped-off as Marino tossed a one-yard scoring pass to fullback Tony Paige. The Dolphins increased their lead to 14-0 later in the period as the team again gained possession of the ball following a Vincent interception and drove 37 yards and scored on a nine-yard connection from Marino to tight end Keith Jackson. Miami scored the final points of the first half as Marino again connected with Jackson and the tight end made a diving 30-yard reception in the end zone for the score. Jackson became just the fourth player in team history to record two touchdown receptions for the Dolphins in a playoff contest. Miami and San Diego played to a scoreless third quarter before the Dolphins scored the game's final ten points in the fourth quarter. Miami increased its lead to 24-0 early in the final stanza as kicker Pete Stoyanovich booted a 22-yard field goal. The Dolphins scored the final points of the game as running back Aaron Craver scored on a 25-yard run to increase the margin to 31-0.

SAN DIEGO	0	0	0	0	–	0
MIAMI	0	21	0	10	–	31

M – Paige, 1 pass from Marino (Stoyanovich kick)	9/48	2- 8:30
M – Jackson, 9 pass from Marino (Stoyanovich kick)	2/37	2-13:14

M – Jackson, 30 pass from Marino (Stoyanovich kick)	4/42	2-14:33
M – FG Stoyanovich 22	12/60	4- :57
M – Craver, 25 run (Stoyanovich kick)	6/53	4- 6:41

ATT. – 71,224

	San Diego	Miami
First Downs/Total-Rush.-Pass.-Pen.	10-3-7-0	18-9-9-0
Total Yards-Plays-Average	202-62-3.3	324-69-4.7
Rushes-Yards-Average	16-70-4.4	40-157-3.9
Net Yards Passing-Times Thrown-Yards Lost	132-1-8	167-0-0
Passes Attempted-Completed-Intercepted	45-18-4	29-17-0
Punts/Number-Average	7-46.3	8-41.0
Penalties/Number-Yards	4-39	0-0
Fumbles/Number-Lost	3-1	3-1

INDIVIDUAL STATISTICS

RUSHING – Miami: Craver 8-72, 1 TD; Humphrey 23-71; Parmalee 5-18; Clayton 1-0; Mitchell 1-(-1); Saxon 2-(-3).

San Diego: Bieniemy 4-26; Butts 7-25; Humphries 1-10; Harmon 4-9.

PASSING – Miami: Marino 29-17-0, 167 yards, 3 TDs.

San Diego: Humphries 44-18-4, 140 yards, 0 TDs; Kidd 1-0-0, 0 yards, 0 TDs.

RECEIVING – Miami: Paige 5-14, 1 TD; Jackson 4-53, 2 TDs; Humphrey 4-30; Duper 3-57; Craver 1-13.

San Diego: Harmon 9-73; Walker 3-33; Lewis 2-12; Miller 2-12; Jefferson 1-10; Butts 1-0.

INTERCEPTIONS – Miami: Vincent 2-2; Oliver 1-21; Cox 1-7.

San Diego: None.

SACKS – Miami: Hunter 1.

San Diego: None.

MISSED FIELD GOALS – Miami: None.

San Diego: None.

1992 AFC CHAMPIONSHIP

BILLS 29, DOLPHINS 10
January 17, 1993

Joe Robbie Stadium
Miami, FL

The Miami Dolphins suffered five turnovers (two interceptions and three fumbles) as the team dropped a 29-10 decision to the Buffalo Bills in the AFC Championship Game before a crowd of 72,703 at Joe Robbie Stadium. Buffalo opened the scoring midway through the opening period as defensive end Bruce Smith sacked Miami quarterback Dan Marino and forced a fumble which was recovered by Bills linebacker Darryl Talley on the Dolphins' 47-yard line. Buffalo scored off the takeaway as Steve Christie converted on a 21-yard field goal. Miami tied the score at 3-3 later in the period as Pete Stoyanovich converted on a 51-yard field goal attempt. The Bills took a 10-3 lead early in the second period as quarterback Jim Kelly threw a 17-yard touchdown pass to running back Thurman Thomas. On Miami's next possession, Marino's pass attempt was batted in the air by Buffalo defensive end Phil Hansen and intercepted by Hansen on the Dolphins' 17-yard line. The Bills increased their lead to 13-3 as Christie kicked on a 33-yard field goal. Buffalo took a 20-3 lead early in the third quarter by capitalizing on another Miami turnover as kick returner Mike Williams fumbled the second half kickoff and Buffalo's Carwell Gardner recovered the ball on the Dolphins' 25-yard line. The Bills scored four plays later as running back Kenneth Davis ran into the end zone for a two-yard touchdown. Buffalo increased its lead to 26-3 as Christie hit on a pair of field goals from 21 and 31 yards. Miami closed the score to 26-10 as Marino connected with wide receiver Mark Duper on a 15-yard touchdown pass. With the TD pass, Marino extended his streak to ten consecutive playoff games with one or more touchdown passes which is tied with the Raiders' Ken Stabler (1973-77) for the NFL's all-time record for consecutive post-season games with a touchdown pass. In addition, Duper's touchdown reception was his fifth post-season touchdown catch and broke the team's playoff record for career touchdown receptions. Duper was tied with wide receiver Paul Warfield (four TDs on 34 career playoff catches) and tight end Bruce Hardy (four TDs on 26 catches). Buffalo closed the scoring later in the period as Christie converted his fifth field goal of the game with a 38-yarder.

BUFFALO	3	10	10	6	-	29
MIAMI	3	0	0	7	-	10

B – FG Christie 21	6/43	1- 9:17
M – FG Stoyanovich 51	7/39	1-13:03
B – Thomas, 17 pass from Kelly (Christie kick)	7/64	2- :40
B – FG Christie 33	4/2	2- 2:59
B – Davis, 2 run (Christie kick)	5/24	3- 1:58
B – FG Christie 21	15/67	3-11:33
B – FG Christie 31	5/39	4- :04
M – Duper, 15 pass from Marino (Stoyanovich kick)	9/62	4- 7:28
B – FG Christie 38	7/23	4-12:23

ATT. – 72,703

	Buffalo	Miami
First Downs/Total-Rush.-Pass.-Pen.	20-10-8-2	15-1-14-0
Total Yards-Plays-Average	358-73-4.9	276-60-4.6
Rushes-Yards-Average	48-182-3.8	11-33-3.0
Net Yards Passing-Times Thrown-Yards Lost	176-1-1	243-4-25
Passes Attempted-Completed-Intercepted	24-17-2	45-22-2
Punts/Number-Average	2-34.5	4-37.0
Penalties/Number-Yards	3-20	5-40
Fumbles/Number-Lost	1-0	4-3

INDIVIDUAL STATISTICS

RUSHING – Miami: Humphrey 8-22; Craver 2-13; Marino 1-(-2).

Buffalo: Thomas 20-96; Davis 19-61, 1 TD; Lamb 1-16; Reed 2-6; Kelly 3-4; Gardner 3-(-1).

PASSING – Miami: Marino 45-22-2, 268 yards, 1 TD.

Buffalo: Kelly 24-17-2, 177 yards, 1 TD.

RECEIVING – Miami: Jackson 5-71; Humphrey 5-41; Martin 3-55; Clayton 3-32; Duper 2-36, 1 TD; Banks 2-18; Craver 2-15.

Buffalo: Thomas 5-70, 1 TD; Davis 4-52; Reed 3-25; Lofton 2-19; McKeller 1-11; Metzelaars 1-6; Gardner 1-(-6).

INTERCEPTIONS – Miami: Brown 1-32; Oliver 1-0.

Buffalo: Hicks 1-31; Hansen 1-0.

SACKS – Miami: Coleman 1.

Buffalo: Smith 1.5; Hansen 1; Bennett 1; Talley 0.5.

MISSED FIELD GOALS – Miami: None.

Buffalo: Christie 38(WL).

1994 AFC FIRST-ROUND PLAYOFF

DOLPHINS 27, CHIEFS 17
December 31, 1994

Joe Robbie Stadium
Miami, FL

Dan Marino threw a pair of touchdown passes to lead the Dolphins to a 27-17 win in a First-Round playoff contest against the Kansas City Chiefs before a crowd of 69,757 at Joe Robbie Stadium. The game was billed as Marino-Montana III and the duel between the two future Hall of Famers lived up to the pregame hype. Marino completed 22 of 29 passes for 257 yards with two touchdowns and no interceptions and Montana countered by hitting on 26 of 37 passes for 314 yards with two scores and an interception. The first half was an offensive shootout which was tied at 17-17 with neither team being forced to punt. Kansas City opened the scoring as Montana tossed a one-yard touchdown pass to tight end Derrick Walker. Miami answered the score on its first possession as Bernie Parmalee scored on a one-yard run. The Chiefs came right back to close the first quarter scoring at 14-7 as Montana threw a short pass to fullback Kimble Anders who turned the play into a 57-yard catch and run for the touchdown. Miami cut the score to 14-10 early in the second quarter as Pete Stoyanovich booted a 40-yard field goal. Kansas City upped its lead to 17-10 later in the quarter as Lin Elliott booted a 21-yard field goal. The Dolphins closed the first half scoring as Marino tossed a one-yard touchdown pass to tight end Ronnie Williams. The scoring pass set an NFL record as it marked Marino's 11th consecutive post-season game with a touchdown toss. He moved past a tie with Montana (San Francisco/Kansas City) and Ken Stabler (Oakland) for the longest all-time streak of playoff games with a touchdown pass in NFL history. The Dolphins dominated the second half and outscored the Chiefs by a 10-0 margin. Miami took its first lead of the ballgame at 24-17 on the first drive of the third quarter as Marino and Irving Fryar connected on a seven-yard touchdown pass. Miami increased its lead to 27-17 on a 40-yard field goal late in the third period. The Dolphins forced a pair of turnovers by the Chiefs in Miami territory to preserve the win. First, cornerback J.B. Brown intercepted a Montana aerial on the goal line to stop a drive and then safety Michael Stewart forced and recovered a fumble by Marcus Allen on the Dolphins' 34-yard line.

KANSAS CITY	14	3	0	0	-	17
MIAMI	7	10	10	0	-	27

KC – Walker, 1 pass from Montana (Elliott kick)	11/80	1- 6:28
M – Parmalee, 1 run (Stoyanovich kick)	10/72	1-12:40
KC – Anders, 57 pass from Montana (Elliott kick)	4/83	1-15:20
M – FG Stoyanovich 40	7/35	2- 2:45
KC – FG Elliott, 21	12/69	2- 8:48
M – R. Williams, 1 pass from Marino (Stoyanovich kick)	13/80	2-14:38
M – Fryar, 7 pass from Marino (Stoyanovich kick)	6/64	3- 3:02
M – FG Stoyanovich 40	10/59	3-13:24

ATT. – 69,757

	Kansas City	Miami
First Downs/Total-Rush.-Pass.-Pen.	24-17-17-0	22-7-13-2
Total Yards-Plays-Average	414-60-6.9	381-61-6.2

Rushes-Yards-Average	23-100-4.3	31-132-4.3
Net Yards Passing-Times Thrown-Yards Lost	314-0-0	249-1-8
Passes Attempted-Completed-Intercepted	37-26-1	29-22-0
Punts/Number-Average	2-40.0	3-43.3
Penalties/Number-Yards	4-15	6-50
Fumbles/Number-Lost	3-1	0-0

INDIVIDUAL STATISTICS

RUSHING – Miami: Parmalee 18-57, 1 TD; Spikes 9-49; McDuffie 1-19; Marino 2-4; Craver 1-3.
 Kansas City: Allen 14-64; Anders 5-17; Hill 2-14; Montana 2-5.

PASSING – Miami: Marino 29-22-0, 257 yards, 2 TDs.
 Kansas City: Montana 37-26-1, 314 yards, 2 TDs.

RECEIVING – Miami: Fryar 6-71, 1 TD; Craver 4-35; Parmalee 2-34; K. Jackson 2-29; M. Williams 2-28; McDuffie 2-25; Saxon 2-24; Miller 1-10; R. Williams 1-1, 1 TD.
 Kansas City: K. Anders 6-103, 1 TD; Allen 5-49; Birden 4-56; Cash 3-38; Walker 3-27, 1 TD; Dawson 3-21; Hill 1-11; Davis 1-9.

INTERCEPTIONS – Miami: Brown 1-24.
 Kansas City: None.

SACKS – Miami: None.
 Kansas City: Thomas 1.

MISSED FIELD GOALS – Miami: None.
 Kansas City: None.

1994 AFC DIVISIONAL PLAYOFF

CHARGERS 22, DOLPHINS 21
January 8, 1995
 Jack Murphy Stadium
 San Diego, CA

Natrone Means rushed for 139 yards and a touchdown to lead the Chargers to a 22-21 win over the Miami Dolphins in an AFC Divisional Playoff contest before a crowd of 63,381 at Jack Murphy Stadium. San Diego had the first scoring threat of the game as they drove down to Miami's 26-yard line, but Miami's Marco Coleman forced a fumble by Means to stop the drive. Following the takeaway, the Dolphins opened the scoring as Dan Marino capped a nine-play, 79-yard drive with an eight-yard scoring pass to tight end Keith Jackson. The Chargers closed the score to 7-3 on their next possession as John Carney booted a 20-yard field goal. Prior to the field goal attempt, San Diego had a first-and-goal from the Dolphins' six-yard line but the Miami defense stiffened and held the Chargers out of the end zone. The Dolphins increased their lead to 14-3 on their next possession as Marino and Jackson connected again in the end zone for a nine-yard touchdown pass. Jackson's two touchdown receptions in the contest tied Miami's all-time single-game playoff record, which was accomplished five previous times. San Diego answered the touchdown with another field goal as Carney connected on a 21-yard effort. Once again, San Diego had a first-and-goal on Miami's six-yard line and the Dolphin defense limited the Chargers to a field goal. Miami closed the first half scoring as Marino threw a 16-yard touchdown pass to Mike Williams with just 27 seconds left in the first half to take a 21-6 lead. San Diego opened the third quarter with a long drive which was halted when Means was held for no gain on a fourth-and-one play from Miami's one-yard line and the Dolphins took possession of the ball. However, on Miami's first play following the goal line stand, Dolphins running back Bernie Parmalee was tackled in the end zone for a safety to bring the score to 21-8. Following a free kick by Miami's John Kidd, the Chargers got the ball on their own 46-yard line and drove for a 24-yard touchdown run by Means to cut the score to 21-15. Miami had the ball for just one play — the safety by Parmalee — in the entire third quarter. San Diego took a 22-21 lead with just 35 seconds left in regulation as Stan Humphries threw an eight-yard touchdown pass to wide receiver Mark Seay. The Dolphins had one final chance to win the game as Marino drove the team down to the Chargers' 30-yard line but Pete Stoyanovich's 48-yard field goal attempt with just eight seconds remaining was wide right.

MIAMI	7	14	0	0	–	21
SAN DIEGO	0	6	9	7	–	22

M – K. Jackson, 8 pass from Marino (Stoyanovich kick)	9/79	1-12:36
SD – FG Carney 20	15/72	2- 4:24
M – K. Jackson, 9 pass from Marino (Stoyanovich kick)	6/52	2- 7:39
SD – FG Carney 21	9/70	2-12:13
M – M. Williams, 16 pass from Marino (Stoyanovich kick)	9/70	2-14:33
SD – SAFETY – Parmalee tackled in end zone by Davis		3- 8:06
SD – Means, 24 run (Carney kick)	8/54	3-12:18
SD – Seay, 8 pass from Humphries (Carney kick)	10/61	4-14:25

ATT. – 63,381

	Miami	San Diego
First Downs/Total-Rush.-Pass.-Pen.	17-2-12-3	28-12-15-1
Total Yards-Plays-Average	282-47-6.0	466-85-5.5
Rushes-Yards-Average	8-26-3.3	40-202-5.1

Net Yards Passing-Times Thrown-Yards Lost	256-1-6	264-2-12
Passes Attempted-Completed-Intercepted	38-24-0	43-28-2
Punts/Number-Average	5-45.2	2-43.5
Penalties/Number-Yards	7-47	5-67
Fumbles/Number-Lost	1-0	2-1

INDIVIDUAL STATISTICS

- RUSHING** – Miami: Parmalee 7-16; Craver 1-10.
 San Diego: Means 24-139 1 TD; Bieniemy 4-33; Culver 6-14; Harmon 3-12; Jefferson 1-3; Humphries 2-1.
- PASSING** – Miami: Marino 38-24-0, 262 yards, 3 TDs.
 San Diego: Humphries 43-28-2, 276 yards, 1TD.
- RECEIVING** – Miami: K. Jackson 8-109, 2 TDs; Fryar 5-70; McDuffie 5-46; Craver 2-8; Parmalee 2-8; M. Williams 1-16, 1 TD; Saxon 1-5.
 San Diego: Harmon 7-57; Seay 6-61, 1 TD; Martin 5-62; Jefferson 3-44; Means 3-16; Culver 2-23; Pupunu 2-13.
- INTERCEPTIONS** – Miami: Smith 1-14; Stewart 1-0.
 San Diego: None.
- SACKS** – Miami: Coleman 2.
 San Diego: Team 1.
- MISSED FIELD GOALS** – Miami: Stoyanovich 48(WR).
 San Diego: None.

1995 AFC FIRST-ROUND PLAYOFF

BILLS 37, DOLPHINS 22
December 30, 1995

Rich Stadium
Orchard Park, NY

The Buffalo Bills cruised out to a 24-0 halftime lead en route to a 37-22 victory in an AFC First Round Playoff game in front of 73,103 fans at Rich Stadium. The contest proved to be the last game for Don Shula as head coach of the Dolphins. The Bills, led by running back Thurman Thomas’ 158 yards, grounded out an AFC Playoff record 341 rushing yards, breaking the old mark of 318 set by the San Diego Chargers against Boston in 1963. Miami quarterback Dan Marino tied an NFL postseason record, with Bernie Kosar while he was a member of the Cleveland Browns in 1986, with 64 passing attempts and completed 33 (tied for second-highest in NFL postseason) of them for 422 yards (third-highest in NFL postseason). The two teams set a new NFL postseason record with 1,038 combined total net yards, breaking the old mark of 1,036 by the Dolphins and the San Diego Chargers in an overtime game in 1981. The Bills took an early 7-0 lead when Thomas scored on a one-yard touchdown run. Buffalo kicker Steve Christie put the Bills ahead 10-0 at the midway point of the first quarter with a 48-yard field goal. Buffalo needed just four plays to go 68 yards and took a 17-0 advantage when fullback Darick Holmes ran 21 yards for a touchdown with 9:54 left in the half. On the Dolphins’ next possession, they drove to the Buffalo 40-yard line but Marino was hit by Bills defensive end Phil Hansen as he threw and the tipped ball was intercepted by linebacker Marlo Perry. It took Buffalo just 49 seconds to make the score 24-0 as Kelly connected with Steve Tasker on a 37-yard touchdown pass to cap a three-play, 62-yard drive midway through the second quarter. The Bills added to their lead in the third quarter by driving 55 yards on ten plays and extended their lead to 27-0 when Christie booted a 23-yard field goal late in the third quarter. Miami got on the board when they took the ball on their next possession and drove 67 yards on nine plays and made the score 27-7 when Marino hit wide receiver O.J. McDuffie on a five-yard touchdown pass. The Bills increased their lead to 34-7 when they culminated a 61-yard drive with a 44-yard touchdown run by fullback Tim Tindale with 9:31 remaining in the game. The Dolphins cut the lead to 34-14 on their next possession as Marino connected with wide receiver Randal Hill on a 45-yard touchdown to close out a seven-play, 68-yard drive. The Bills answered with an eight-play, 44-yard drive that saw Christie kick a 42-yard field goal to make the score 37-14. Miami then took its next possession and marched 73 yards on eight plays and cut the lead to 37-22 when running back Terry Kirby ran one-yard for the score and a two-point conversion from Marino to McDuffie was good. The Dolphins then attempted an onside kick and safety Michael Stewart recovered at the Buffalo 49-yard line. However, Miami’s last threat of the game was stopped when Marino was intercepted by Bills cornerback Ken Irvin at Buffalo’s 13-yard line with 1:51 left in the game. McDuffie set a new club postseason record (tied with nine others for sixth-highest all-time in NFL postseason) with 11 receptions for 154 yards (a new Dolphin postseason record, surpassing Mark Duper’s 148 yards vs. Pittsburgh in 1985).

MIAMI	0	0	0	22	–	22
BUFFALO	10	14	3	10	–	37

- B** – Thomas, 1 run (Christie kick)
B – FG Christie 48
B – Holmes, 21 run (Christie kick)
B – Tasker, 37 pass from Kelly (Christie kick)
B – FG Christie 23
M – McDuffie, 5 pass from Marino (Stoyanovich kick)

7/58
 6/26
 4/68
 3/62
 10/55
 9/67

1- 5:02
 1- 7:58
 2- 5:06
 2- 7:39
 3-13:57
 4- 1:07

B – Tindale, 44 run (Christie kick)	3/61	4- 5:29
M – R. Hill, 45 pass from Marino (Stoyanovich kick)	7/68	4- 6:59
B – FG Christie 42	8/44	4-10:24
M – Kirby, 1 run (Marino pass to McDuffie)	8/73	4-12:51

ATT. – 73,103

	Miami	Buffalo
First Downs/Total-Rush.-Pass.-Pen.	26-5-20-1	27-18-9-0
Total Yards-Plays-Average	502-80-6.3	536-74-7.2
Rushes-Yards-Average	14-70-5.0	52-341-6.6
Net Yards Passing-Times Thrown-Yards Lost	432-0-0	195-0-0
Passes Attempted-Completed-Intercepted	66-34-3	22-12-2
Punts/Number-Average	3-38.3	4-34.5
Penalties/Number-Yards	4-15	5-29
Fumbles/Number-Lost	2-1	1-0

INDIVIDUAL STATISTICS

RUSHING – Miami: Byars 4-22; Kidd 1-18; Parmalee 5-13; McDuffie 1-9; Kirby 2-8, 1 TD; Marino 1-0. Buffalo: Thomas 25-158, 1 TD; Holmes 15-87, 1 TD; Tindale 4-68, 1 TD; Brooks 2-28; Tasker 2-7; Kelly 3-(-3); Copeland 1-(-4).

PASSING – Miami: Marino 64-33-3, 422 yards, 2 TDs; Kosar 1-1-0, 10 yards, 0 TDs; McDuffie 1-0-0, 0 yards, 0 TDs. Buffalo: Kelly 22-12-2, 195 yards, 1 TD.

RECEIVING – Miami: McDuffie 11-154, 1 TD; Kirby 8-68; Parmalee 4-51; Byars 4-30; Fryar 3-29; Hill 2-59, 1 TD; Clark 2-41.

Buffalo: Tasker 5-108, 1 TD; Thomas 3-42; Cline 2-32; Brooks 2-13.

INTERCEPTIONS – Miami: Atkins 1-26; Vincent 1-0.

Buffalo: Perry 1-3; Johnson 1-2; Irvin 1-0.

SACKS – Miami: None.

Buffalo: None.

MISSED FIELD GOALS – Miami: Stoyanovich 53(S).

Buffalo: None.

1997 AFC FIRST-ROUND PLAYOFF

PATRIOTS 17, DOLPHINS 3
December 28, 1997

Foxboro Stadium
Foxboro, MA

The New England Patriots recorded their third win of the 1997 season over the Dolphins, and their fourth straight over Miami dating back to 1996, by holding Miami to just a field goal in their 17-3 triumph in a first-round playoff game at Foxboro Stadium. The loss was the Dolphins' third straight in the postseason. New England held Miami to 162 yards of total offense, the lowest total in the 32-game postseason history for the Dolphins, below a 176-yard performance against Washington in Super Bowl XVII. In addition, the three points scored by the Dolphins equalled the fewest points scored by the team in a playoff game with a 24-3 loss to the Dallas Cowboys in Super Bowl VI. Overall, New England forced three Miami turnovers, while the Patriots did not commit any miscues and 14 of New England's 17 points resulted from a Dolphins turnover. The Patriots sacked Dolphins quarterback Dan Marino four times on the day and Marino was held without a touchdown for the first time in 14 career playoff games. The Dolphins got to the Patriots' 39 late in the first quarter, but were stopped on third and fourth-and-one. The Patriots had an opportunity to take a 3-0 lead early in the second quarter, but Adam Vinatieri missed wide left on a 48-yard field goal attempt. Three plays later, Chris Slade intercepted a Dan Marino pass and returned it 22 yards to the Dolphins' 29. That led to a 24-yard touchdown pass from Drew Bledsoe to Troy Brown three plays afterward, on third-and-five, 4:33 into the second quarter. New England took over at its own 40 with 2:16 left in the first half and drove to the Dolphins' 30 before Vinatieri missed wide right on a 47-yard field goal try with 30 seconds on the clock. On the second play of the second half, Todd Collins picked off a Marino pass and brought it back 40 yards for a touchdown. The Patriots extended their lead to 17 points with 1:58 left in the third quarter when Vinatieri capped a 15-play, 67-yard drive with a 22-yard field goal. The Dolphins got their only points of the game nine seconds into the fourth quarter, on an Olindo Mare 38-yard field goal. Miami had gained possession at the Patriots' 43 after a Corey Harris 40-yard kickoff return and a ten-yard tripping penalty on the Patriots. Harris recovered the ensuing onside kick, and the Dolphins took over at their own 44. On the next play, however, Chris Canty stripped the ball from Marino and Slade recovered at the Dolphins' 41. Miami got into New England territory on each of its last two possessions – getting as far as the 45 and 43 – but were stopped on fourth down on each occasion.

MIAMI	0	0	0	3	–	3
NEW ENGLAND	0	7	10	0	–	17

NE – Brown, 24 pass from Bledsoe (Vinatieri kick)	3/29	2- 4:33
NE – Collins, 40 interception return (Vinatieri kick)		3- :55
NE – FG Vinatieri 22	15/67	3-13:02
M – FG Mare 38	8/23	4- :09

	Miami	New England
First Downs/Total-Rush.-Pass.-Pen.	10-2-6-2	15-7-7-1
Total Yards-Plays-Average	162-64-2.5	228-66-3.5
Rushes-Yards-Average	17-42-2.5	31-108-3.5
Net Yards Passing-Times Thrown-Yards Lost	120-4-21	120-3-19
Passes Attempted-Completed-Intercepted	43-17-2	32-16-0
Punts/Number-Average	7/37.4	7/36.7
Penalties/Number-Yards	5-21	5-31
Fumbles/Number-Lost	2-1	2-0

INDIVIDUAL STATISTICS

RUSHING – Miami: Parmalee 9-22; Abdul-Jabbar 5-16; McPhail 1-4; Marino 1-2; Pritchett 1-(-2).

New England: Cullors 22-86; Grier 6-16; Bledsoe 2-4; Meggett 1-2.

PASSING – Miami: Marino 43-17-2, 141 yards, 0 TDs.

New England: Bledsoe 32-16-0, 139 yards, 1 TD.

RECEIVING – Miami: McPhail 5-28; L. Thomas 3-62; Parmalee 3-13; McDuffie 3-6; Perriman 1-13; Jordan 1-11; Drayton 1-8.

New England: Glenn 4-57; Coates 4-25; Brown 2-32, 1 TD; Meggett 2-11; Jefferson 1-7; Purnell 1-4; Gash 1-3; Cullors 1-0.

INTERCEPTIONS – Miami: None.

New England: Collins 1-40, 1 TD; Slade 1-22.

SACKS – Miami: Armstrong 1; Brigrance 1; Gardener 1.

New England: Canty 1; Johnson 1; McGinest 1; Slade 1.

MISSSED FIELD GOALS – Miami: None.

New England: Vinatieri 48(WL); 47(WR).

1998 AFC FIRST-ROUND PLAYOFF**DOLPHINS 24, BILLS 17**
January 2, 1999**Pro Player Stadium**
Miami, FL

The Dolphins recorded their first playoff win since the 1994 season, snapping a three-game losing streak in the postseason with a 24-17 win in an AFC First-Round Playoff game over the Buffalo Bills at Pro Player Stadium. Doug Flutie connected with Eric Moulds for a 65-yard completion on the game's first play from scrimmage, but Terrell Buckley stripped the ball and Brock Marion returned the fumble 17 yards to the Dolphins' 29-yard line. That led to a 16-play, 57-yard drive which used 8:23 of the clock and ended with an Olindo Mare 31-yard field goal. Miami made it a 6-0 game on Mare's second field goal of the afternoon, from 40 yards out, 4:24 into the second quarter. The score capped an 11-play, 66-yard drive that consumed 6:22 of the clock. Mare attempted an onside kick on the ensuing kickoff that was recovered by the Bills' Dan Brandenburg. Three plays later, Buffalo took its first lead of the game when Thurman Thomas ran it in from one-yard out, two plays after Flutie and Moulds combined for a 37-yard completion to the Dolphins' five-yard line. Buffalo got to the Dolphins' six-yard line with 24 seconds remaining in the first half, but Marion picked off a Flutie pass and returned it 19 yards. A personal foul penalty on the Bills put the Dolphins at their own 35. Dan Marino then completed a 52-yard pass to Oronde Gadsden who then lateraled the ball to O.J. McDuffie, putting the Dolphins at the Bills' nine-yard line. Mare, however, hit the right upright on a 26-yard field goal attempt as time expired in the half. The Dolphins regained the lead at 13-7 on Karim Abdul-Jabbar's three-yard touchdown run with 2:32 left in the third quarter. Abdul-Jabbar rushed for 21 yards on the 52-yard drive, which was accomplished in 12 plays and saw the Dolphins connect on three third down conversions. Stanley Pritchett punched it in for the two-point conversion. Buffalo answered less than two minutes later with a 32-yard touchdown pass from Flutie to Moulds which tied the game at 14 with 48 seconds left in the third quarter. Miami got the ball back and embarked on a 17-play, 77-yard drive that ended with Mare's third field goal of the game, from 23 yards out, 5:15 into the fourth period. Four plays afterward, Jerry Wilson forced the ball loose from Andre Reed after a reception and Terrell Buckley recovered, returning it six yards to midfield. The Dolphins capitalized off that turnover when Marino connected with Lamar Thomas for an 11-yard scoring strike on third-and-seven with 3:32 remaining in the game, capping the eight play drive. The Bills took over at their own 20 and got to the Dolphins' 15-yard line before Steve Christie connected on a 33-yard field goal with 1:33 left in the game. Kurt Schulz recovered the ensuing onside kick for Buffalo, giving them possession at their own 31 with 1:30 to play. The first play of the drive was a 30-yard completion from Flutie to Moulds, putting the Bills at the Dolphins' 39-yard line. From there, Buffalo converted three consecutive third downs, giving them a first-and-goal from the Dolphins' five-yard line with 17 seconds remaining. Trace Armstrong then sacked Flutie, forcing the ball loose, which was recovered by Shane Burton to preserve the victory. Moulds finished the game with an NFL playoff record 240 receiving yards.

BUFFALO	0	7	7	3	-	17
MIAMI	3	3	8	10	-	24

M – FG Mare 31

16/57 1 - 8:53

M – FG Mare 40

11/66 2 - 4:24

B – T. Thomas, 1 run (Christie kick)	3/42	2 - 6:06
M – Abdul-Jabbar, 3 run (Pritchett run)	12/52	3 - 12:28
B – Moulds, 32 pass from Flutie (Christie kick)	4/81	3 - 14:12
M – FG Mare 23	11/77	4 - 5:15
M – L. Thomas, 11 pass from Marino (Mare kick)	8/50	4 - 11:18
B – FG Christie 33	7/65	4 - 13:27

ATT. – 72,698

	Buffalo	Miami
First Downs/Total-Rush.-Pass.-Pen.	23-7-13-3	25-10-10-5
Total Yards-Plays-Average	416-57-7.3	345-69-5.0
Rushes-Yards-Average	18-77-4.3	34-117-3.4
Net Yards Passing-Times Thrown-Yards Lost	339-3-21	228-1-7
Passes Attempted-Completed-Intercepted	36-21-1	34-23-1
Punts/Number-Average	2/36.5	1/34.0
Penalties/Number-Yards	9-93	6-75
Fumbles/Number-Lost	4-4	0-0

INDIVIDUAL STATISTICS

RUSHING – Miami: Abdul-Jabbar 27-95, 1 TD; Parmalee 2-10; Pritchett 2-7; Avery 1-3; McDuffie 1-3; Marino 1-(-1).

Buffalo: T. Thomas 7-33, 1 TD; Flutie 4-29; A. Smith 7-15.

PASSING – Miami: Marino 34-23-1, 235 yards, 1 TD.

Buffalo: Flutie 36-21-1, 360 yards, 1 TD.

RECEIVING – Miami: McDuffie 6-53; Gadsden 5-85; L. Thomas 4-36, 1 TD; Drayton 3-20; Perry 2-29; Abdul-Jabbar 2-4; Ruddy 1-8.

Buffalo: Moulds 9-240, 1 TD; Reed 5-60; Williams 2-20; Loud 1-12; A. Smith 1-12; Gash 1-9; Riemersma 1-4; T. Thomas 1-3.

INTERCEPTIONS – Miami: Marion 1-19.

Buffalo: Jackson 1-0.

SACKS – Miami: Armstrong 1; Gardener 0.5; Jones 0.5; Rodgers 0.5; Tanner 0.5.

Buffalo: Wiley 1.

MISSED FIELD GOALS – Miami: Mare 26(WR).

Buffalo: None.

1998 AFC DIVISIONAL PLAYOFF

BRONCOS 38, DOLPHINS 3
January 9, 1999

Mile High Stadium
Denver, CO

Miami failed to score a touchdown in its second straight road playoff game, as they dropped their seventh consecutive postseason road game overall, with a 38-3 loss to the Broncos at Mile High Stadium. After stopping the Dolphins on the first series of the game, the Broncos took over at their own eight and embarked on a 14-play, 92-yard drive that used 7:56 of the clock and ended with a Terrell Davis one-yard touchdown run with 5:55 left in the opening quarter. Davis ran for 38 yards on seven carries on the drive, and John Elway completed five of six passes for 48 yards. Denver took a two-touchdown advantage before the first quarter was over when Davis scored on a 20-yard run with 1:02 remaining in the opening period. The touchdown came three plays after Elway connected with Ed McCaffrey for a 33-yard completion to the Dolphins' 33-yard line. Miami answered with an 11-play, 76-yard drive that consumed 5:55 of the clock and ended with an Olindo Mare 22-yard field goal, 4:53 into the second quarter. Dan Marino completed six of seven passes for 55 yards on the march. Denver scored a touchdown on their third consecutive series when Derek Loville ran it in from 11 yards out with 4:39 left in the second quarter. The score capped an 11-play, 87-yard drive that used 5:28 of the clock. As a team, the Broncos rushed for 62 yards on the drive, including 47 yards by Davis. Davis broke loose for a 62-yard run to the Dolphins' 18-yard line on the first play of the second half, leading to a Jason Elam 32-yard field goal four plays afterward. Denver opened a 28-point advantage 1:37 into the fourth quarter when Elway combined with Rod Smith for a 28-yard touchdown strike. The Broncos finished off the scoring when Neil Smith recovered an Oronde Gadsden fumble following a reception and rumbled 79 yards for a touchdown.

MIAMI	0	3	0	0	-	3
DENVER	14	7	3	14	-	38

D – Davis, 1 run (Elam kick)	14/92	1 - 9:05
D – Davis, 20 run (Elam kick)	4/66	1 - 13:58
M – FG Mare 22	11/76	2 - 4:53
D – Loville, 11 run (Elam kick)	11/87	2 - 10:21
D – FG Elam 32	5/66	3 - 3:08
D – R. Smith, 28 pass from Elway (Elam kick)	5/52	4 - 1:37
D – N. Smith, 79 fumble return (Elam kick)		4 - 5:11

ATT. – 75,729

	Miami	Denver
First Downs/Total-Rush.-Pass.-Pen.	14-1-11-2	24-13-10-1
Total Yards-Plays-Average	252-51-4.9	424-62-6.8
Rushes-Yards-Average	13-14-1.1	38-250-6.6
Net Yards Passing-Times Thrown-Yards Lost	238-1-5	174-1-8
Passes Attempted-Completed-Intercepted	37-26-2	23-14-0
Punts/Number-Average	5/45.6	2/48.5
Penalties/Number-Yards	10-57	5-41
Fumbles/Number-Lost	1-1	0-0

INDIVIDUAL STATISTICS

RUSHING – Miami: Parmalee 7-14; Abdul-Jabbar 3-5; Huard 2-(-2); Pritchett 1-(-3).
 Denver: Davis 21-199, 2 TDs; Loville 8-34, 1 TD; Elway 3-19; Brister 6 (-2).

PASSING – Miami: Marino 37-26-2, 243 yards, 0 TDs.
 Denver: Elway 23-14-0, 182 yards, 1 TD.

RECEIVING – Miami: McDuffie 9-118; Parmalee 5-24; Gadsden 4-36; L. Thomas 3-31; Pritchett 3-23; Jacquet 1-6; Abdul-Jabbar 1-5.
 Denver: Sharpe 5-38; R. Smith 4-71, 1 TD; McCaffrey 3-52; Griffith 1-14; Davis 1-7.

INTERCEPTIONS – Miami: None.
 Denver: Johnson 1-48; Romanowski 1-0.

SACKS – Miami: Wilson 1.
 Denver: Washington 1.

MISSED FIELD GOALS – Miami: None.
 Denver: None.

1999 AFC FIRST-ROUND PLAYOFF

DOLPHINS 20, SEAHAWKS 17
 January 9, 2000

Kingdome
Seattle, WA

In the last game ever played at the Kingdome, the Dolphins recorded their first road playoff win since 1972 with a 20-17 triumph over the Seattle Seahawks. The Seahawks' second possession of the game started at the Dolphins' 47 after Miami was forced to punt from its own four-yard line. From there, Seattle needed eight plays before Jon Kitna connected with Sean Dawkins for a nine-yard touchdown pass on third-and-three, with 6:18 to play in the first quarter. The score marked the second third-down conversion on the drive for the Seahawks. Kitna and Mike Pritchard hooked up for a pair of completions on the drive, totaling 29 yards. Brock Marion returned the ensuing kickoff 47 yards to midfield. The Dolphins then moved 37 yards in seven plays, leading to an Olindo Mare 32-yard field goal with 2:05 remaining in the opening quarter. The Seahawks re-gained their seven-point advantage with 45 seconds left in the first half on Todd Peterson's 50-yard field goal, which capped an eight-play, 49-yard drive that used 3:45 of the clock. The Dolphins took over at their own 40 on the opening possession of the second half after Peterson's kickoff went out of bounds. Led by Dan Marino, who completed all six of his passes, totaling 56 yards, Miami embarked on a ten-play, 60-yard drive that consumed 6:05 of the clock and ended with a one-yard touchdown pass from Marino to Oronde Gadsden on third-and-goal. The touchdown pass was the 31st for Marino in his playoff career, moving him past Terry Bradshaw into sole possession of second on the NFL's all-time postseason list. The key play on the march was a 27-yard completion from Marino to O.J. McDuffie on third-and-seven from the Seattle 46. Charlie Rogers took the ensuing kickoff and raced 85 yards for a touchdown to give Seattle the lead once again. The Dolphins pulled to within four points on Mare's 50-yard field goal with 2:22 to play in the third quarter, culminating a six-play, 32-yard drive in which Autry Denson rushed for 25 yards. The ensuing onside kick was recovered by Miami's Shawn Wooden, and the Dolphins took over at their own 42. Although they could not take advantage of that opportunity, Tom Hutton's punt that followed pinned Seattle at their own six. Down by four points with 9:09 to play, Miami gained possession at their own 15. On the third play of the series, they faced a third-and-17 from their own 8 when Marino hit Tony Martin for a 23-yard completion. From there, Miami marched the length of the field in just eight more plays, the final one being a two-yard TD run by J.J. Johnson with 4:48 to play in the game. Two plays prior to the score Marino connected with Gadsden for a 24-yard completion on third-and-10 from the Seahawks 29, giving them a first-and-goal from the 5. Seattle went three and out on their next series, and a Terrell Buckley interception with 23 seconds remaining ended any Seattle comeback hopes. The Dolphins dominated the second half of the game, as they gained 230 yards while holding Seattle to just 32 yards over the final 30 minutes of the game. Miami registered a club playoff record six sacks on the afternoon, including three by Trace Armstrong, who was named NFL Defensive Player of the Week for the Wild Card Round of the playoffs.

MIAMI	3	0	10	7	-	20
SEATTLE	7	3	7	0	-	17

S	-	Dawkins, 9 pass from Kitna (Peterson kick)	8/47	1 - 8:42
M	-	FG Mare 32	7/37	1 - 12:55
S	-	FG Peterson 50	8/49	2 - 15:15

M – Gadsden, 1 pass from Marino (Mare kick)	10/60	3 - 6:05
S – Rogers, 85 kickoff return (Peterson kick)		3 - 6:23
M – FG Mare 50	6/32	3 -12:38
M – Johnson, 2 run (Peterson kick)	11/85	4 -10:12

ATT. – 66,170

	Miami	Seattle
First Downs/Total-Rush.-Pass.-Pen.	18-7-10-1	12-0-10-2
Total Yards-Plays-Average	299-68-4.4	171-56-3.1
Rushes-Yards-Average	37-108-2.9	20-41-2.1
Net Yards Passing-Times Thrown-Yards Lost	191-1-5	130-6-32
Passes Attempted-Completed-Intercepted	30-17-0	30-14-2
Punts/Number-Average	8/41.3	7/47.9
Penalties/Number-Yards	6-67	2-10
Fumbles/Number-Lost	0-0	0-0

INDIVIDUAL STATISTICS

RUSHING – Miami: Johnson 27-86, 1 TD; Denson 7-19, Pritchett 2-4; Marino 1-(-1).

Seattle: Watters 19-40; Kitna 1-1.

PASSING – Miami: Marino 30-17-0, 196 yards, 1 TD.

Seattle: Kitna 30-14-2, 162 yards, 1 TD.

RECEIVING – Miami: McDuffie 5-82; Martin 5-70; Gadsden 2-25, 1 TD; Johnson 2-3; Konrad 1-7; Goodwin 1-6; Perry 1-3.

Seattle: Dawkins 3-35, 1 TD; Pritchard 3-34; Fauria 3-31; Watters 2-22; Brown 2-18; Galloway 1-22.

INTERCEPTIONS – Miami: Marion 1-31; Buckley 1-6.

Seattle: None.

SACKS – Miami: Armstrong 3; Owens 1; Z. Thomas 1; Wilson 1.

Seattle: Adams 1.

MISSED FIELD GOALS – Miami: None.

Seattle: None.

1999 AFC DIVISIONAL PLAYOFF

JAGUARS 62, DOLPHINS 7

January 15, 2000

ALLTEL Stadium

Jacksonville, FL

The Dolphins allowed the most points in club history and suffered their worst defeat ever as well. The Jaguars took a 7-0 lead on an eight-yard touchdown pass from Mark Brunell to Jimmy Smith on the first series of the game, 4:28 into the contest. A 41-yard completion from Brunell to Smith to the Dolphins' 22 was the key play on the 73-yard drive, in which Jacksonville converted all three of their third down attempts, including the touchdown. On the next play from scrimmage, Aaron Beasley intercepted a Dan Marino pass and Jacksonville took over at the Dolphins' 41. From there, the Jaguars moved 14 yards, setting up a Mike Hollis 45-yard field goal, with 6:19 to play in the opening quarter. The Jaguars scored for the third time in as many possessions when Fred Taylor broke loose for a 90-yard touchdown run with 3:46 remaining in the first quarter. On the following play from scrimmage, Tony Brackens stripped the ball from Marino, Brackens recovered and went 16 yards for the score. On the first play of the second quarter, Jacksonville scored again on a 39-yard touchdown pass from Brunell to Taylor on third-and-14. The Jaguars gained possession at the Dolphins' 21 on their next series after Corey Chamblin blocked a Tom Hutton punt. That led to a James Stewart 25-yard TD run three plays later. Hollis added a 28-yard field goal 1:51 prior to the half. That score came five plays after Carnell Lake recovered a J.J. Johnson fumble at the Dolphins' 30. Miami got its first points of the game three seconds before halftime when Marino and Oronde Gadsden combined for a 20-yard TD pass, on third-and-10. Jay Fiedler connected with Jimmy Smith for a 70-yard touchdown pass, 2:57 into the third quarter, giving Jacksonville 48 points on the afternoon, marking the most points that Miami had ever given up in the postseason. Fiedler fired his second touchdown pass of the day with 6:19 to play in the third quarter when he hit Alvis Whitted for a 38-yard scoring pass. Jacksonville finished the scoring with a Chris Howard five-yard touchdown run 4:23 into the fourth quarter, one play after Donovan Darius recovered an Autry Denson fumble.

MIAMI	0	7	0	0	-	7
JACKSONVILLE	24	17	14	7	-	62

J – Smith, 8 pass from Brunell (Hollis kick)	9/73	1 - 4:28
J – FG Hollis 45	9/14	1 - 8:41
J – Taylor, 90 run (Hollis kick)	2/91	1 -11:14
J – Brackens, 16 fumble return (Hollis kick)		1 -11:39
J – Taylor, 39 pass from Brunell (Hollis kick)	4/53	2 - :12
J – Stewart, 25 run (Hollis kick)	3/21	2 - 2:55
J – FG Hollis 28	5/20	2 -13:09
M – Gadsden, 20 pass from Marino (Mare kick)	9/80	2 -14:57
J – Smith, 70 pass from Fiedler (Hollis kick)	3/78	3 - 2:57

J	-	Whitted, 38 pass from Fiedler (Hollis kick)	5/69	3 - 8:41
J	-	Howard, 5 run (Hollis kick)	1/5	4 - 4:23

ATT. – 66,170

	Miami	Jacksonville
First Downs/Total-Rush.-Pass.-Pen.	10/0-6-4	21/10-10-1
Third Down Efficiency	2-14/14.3	8-16/50.0
Total Yards-Plays-Average	133-65-2.0	520-68-7.6
Rushes-Yards-Average	19-23-1.2	46-257-5.6
Net Yards Passing-Times Thrown-Yards Lost	110-5-31	263-2-14
Passes Attempted-Completed-Intercepted	41-16-2	20-12-1
Punts/Number-Average	9-39.6	5-39
Penalties/Number-Yards	9-88	7-51
Fumbles/Number-Lost	6-5	1-1

INDIVIDUAL STATISTICS

RUSHING – Miami: Denson 6-10; Pritchett 2-10; Johnson 8-9; Huard 1-2; Marino 1-0; Hutton 1-(-8).
Jacksonville: Taylor 18-135, 1 TD; Stewart 11-62, 1 TD; Howard 15-54, 1 TD; Brunell 1-6; Shelton 1-0.

PASSING – Miami: Marino 25-11-2, 95 yards, 1 TD; Huard 16-5-0, 46 yards, 0 TDs.
Jacksonville: Brunell 9-5-0, 105 yards, 2 TDs; Fiedler 11-7-1, 172 yards, 2 TDs.

RECEIVING – Miami: Gadsden 6-62, 1 TD; Konrad 3-30; McDuffie 2-19; Pritchett 2-17; Johnson 2-11; Drayton 1-2.

Jacksonville: Smith 5-136, 2 TDs; McCardell 4-52; Taylor 1-39, 1 TD; Whitted 1-38, 1 TD; Shelton 1-12.

INTERCEPTIONS – Miami: Jackson 1-0 yards.

Jacksonville: Beasley 2-5 yards.

SACKS – Miami: Bowens 1.0; Mixon 1.0.

Jacksonville: Walker 2; Brackens 1; Leroy 1; Marts 1.

MISSED FIELD GOALS – Miami: None.

Jacksonville: Hollis 39(WL).

2000 AFC FIRST-ROUND PLAYOFF

DOLPHINS 23, COLTS 17 (OT)
December 30, 2000

Pro Player Stadium
Miami, FL

The Miami Dolphins recorded the second-largest comeback win in team playoff history as they rallied from a 14-0 halftime deficit to earn a 23-17 overtime win against the Indianapolis Colts at Pro Player Stadium. The Dolphins faced a fourth-and-six from the Colts' 39 on their first possession of the game, but could not convert. The Colts took over and marched 47 yards in seven plays, en route to a Mike Vanderjagt 32-yard field goal. The Dolphins made it to the Colts' 33 late in the first quarter, but on third-and-14, Chad Cota intercepted a Jay Fiedler pass in the end zone. Vanderjagt lined up to attempt his second field goal in as many series, but the run by holder Hunter Smith on the fake was short of the first down. On the next play from scrimmage, Chad Bratzke intercepted a Fiedler pass and returned it four yards to the Dolphins' 25. That led to a seven-play, 17-yard drive that culminated with a Vanderjagt 26-yard field goal. Fiedler suffered his third interception in as many series three plays later when Cota picked off his second pass of the day, giving the Colts the ball at the Dolphins' 18. Two plays later, Peyton Manning connected with Jerome Pathon for a 17-yard score. That was followed by a Manning to Ken Dilger pass for the two-point conversion. The Dolphins had a chance to put their first points on the board with 31 seconds left in the first half, but Olindo Mare missed wide right on a 38-yard field goal attempt. The Dolphins opened the second half with an 11-play, 70-yard drive that ended with a two-yard scoring run by Lamar Smith, 6:51 into the half. Smith rushed for 42 yards on seven attempts on the march. The Dolphins cut the lead to four points 4:37 into the fourth quarter on a 38-yard field goal by Mare, which capped a nine-play, 53-yard drive. The Colts answered with a nine-play, 45-yard march which ended with a Vanderjagt 50-yard field goal. The Dolphins took over at their own 20 with 4:55 to play in the game, and marched the length of the field in 14 plays towards the game-tying score, a nine-yard touchdown pass from Fiedler to Jed Weaver on third-and-goal, with 34 seconds remaining in the game. Fiedler threw for 52 yards on the drive, as he completed six of 10 passes while also rushing three times for 15 yards. The Colts got into field goal position 5:44 into the overtime period, but Vanderjagt missed wide right on a 49-yard field goal attempt. The Dolphins took over at their own 39, and on the third play from scrimmage, they got into Colts territory at the 48 on a six-yard completion from Fiedler to Jeff Ogden on third-and-three. Eight plays later, Smith gave the Dolphins their third straight victory in the First Round of the playoffs on a 17-yard touchdown run with 3:34 left in overtime. Smith's 40 attempts represented a new NFL playoff single-game best. His yardage figure was the second-most ever in an NFL postseason contest.

INDIANAPOLIS	3	11	0	3	0	-	17
MIAMI	0	0	7	10	6	-	23

I	-	FG Vanderjagt 32	7/47	1 - 7:11
I	-	FG Vanderjagt 26	7/17	2 - 5:27
I	-	Pathon, 17 pass from Manning (Manning pass to Dilger)	2/18	2 - 7:13

M – L. Smith, 2 run (Mare kick)	11/70	3 - 6:51
M – FG Mare 38	9/53	4 - 4:37
I – FG Vanderjagt 50	9/45	4 - 10:05
M – Weaver, 9 pass from Fiedler (Mare kick)	14/80	4 - 14:26
M – L. Smith, 17 run (Mare kick)	11/61	OT - 9:18

ATT. – 73,193

	Indianapolis	Miami
First Downs/Total-Rush-Pass-Pen.	14/6-8-0	26/16-10-0
Third Down Efficiency	2-11/18.2	8-17/47.1
Total Yards-Plays-Average	293-55-5.3	434-84-5.2
Rushes-Yards-Average	23-99-4.3	48-258-5.4
Net Yards Passing-Sacked-Yards Lost	194-0-0	176-2-9
Passes Attempted-Completed-Intercepted	32-17-0	34-19-3
Punts/Number-Average	4-42.8	3-46
Penalties/Number-Yards	1-10	7-55
Fumbles/Number-Lost	0-0	0-0
Time of Possession	27:46	43:40

INDIVIDUAL STATISTICS

RUSHING – Miami: L. Smith 40-209, 2 TDs; Fiedler 7-43; Martin 1-6.

Indianapolis: James 21-107; Manning 1-(-2); Smith 1-(-6).

PASSING – Miami: Fiedler 34-19-3, 185 yards, 1 TD.

Indianapolis: Manning 32-17-0, 194 yards, 1 TD.

RECEIVING – Miami: McDuffie 4-57; Gadsden 4-38; L. Smith 3-18; Martin 2-21; Johnson 2-18; Denson 2-18; Weaver 1-9, 1 TD; Ogden 1-6.

Indianapolis: Pathon 5-69, 1 TD; Harrison 5-63; James 3-33; Dilger 3-16; Pollard 1-13.

INTERCEPTIONS – Miami: None.

Indianapolis: Cota 2-23 yards; Bratzke 1-4 yards.

SACKS – Miami: None

Indianapolis: Johnson 1; Belser 0.5; Whittington 0.5.

MISSSED FIELD GOALS – Miami: Mare 38(WR).

Indianapolis: Vanderjagt 49(WR).

2000 AFC DIVISIONAL PLAYOFF

RAIDERS 27, DOLPHINS 0
January 6, 2001

Network Associates Coliseum
Oakland, CA

The Miami Dolphins suffered the first shutout in the team's playoff history with a 27-0 loss to the Oakland Raiders. The Raiders got on the board first 3:34 into the contest when Tory James intercepted a Jay Fiedler pass and returned it 90 yards for a touchdown, the longest interception return ever against the Dolphins in the postseason. The Raiders opened a ten-point lead with 4:52 to play in the first quarter on a Sebastian Janikowski 36-yard field goal, which capped an eight-play, 46-yard drive. Janikowski converted his second field goal in as many offensive series when he hit from 33 yards out, 6:24 into the second quarter. The 12-play, 78-yard drive was highlighted by a 32-yard catch-and-run by Terry Kirby to midfield. The Raiders took a 20-point advantage with 1:53 to play in the first half on a six-yard touchdown pass from Rich Gannon to James Jett on third-and-four. The drive began at the Dolphins' 43 after Charles Woodson recovered a Lamar Smith fumble that was forced by Tory James. Of the 43 yards on the march, Gannon scrambled for 19 yards. The final points of the day were scored on the Raiders' first possession of the second half when Tyrone Wheatley ran it in from two yards out, culminating a 12-play, 54-yard drive that used 6:50 of the clock. Gannon threw for 32 yards on the march, including a 12-yard completion to Tim Brown on third-and-seven, one play prior to the touchdown.

MIAMI	0	0	0	0	-	0
OAKLAND	10	10	7	0	-	27

O – James, 90 interception return (Janikowski kick)	1 - 3:24
O – FG Janikowski 36	8/46
O – FG Janikowski 33	12/78
O – Jett, 6 pass from Gannon (Janikowski kick)	9/43
O – Wheatley, 2 run (Janikowski kick)	12/54
	3 - 9:04

ATT. – 61,998

	Miami	Oakland
First Downs/Total-Rush-Pass Pen.	10/0-8-2	20/10-7-3
Third Down Efficiency	2-12/16.7	8-16/50.0
Total Yards-Plays-Average	204-56-3.6	267-66-4.0
Rushes-Yards-Average	17-40-2.4	45-140-3.1
Net Yards Passing-Sacked-Yards Lost	164-2-12	127-3-16
Passes Attempted-Completed-Intercepted	37-18-3	18-12-0
Punts/Number-Average	6-34.2	5-46.8
Penalties/Number-Yards	8-55	6-40

Fumbles/Number-Lost	1-1	1-1
Time of Possession	22:36	37:24

INDIVIDUAL STATISTICS

RUSHING – Miami: Johnson 3-12; Denson 3-12; Fiedler 3-12; L. Smith 8-4.
 Oakland: Wheatley 19-56, 1 TD; Kirby 11-37; Gannon 5-31; Jordan 5-15; Kaufman 1-4; Crockett 1-3; Hoying 2-(-2); Jett 1-(-4).

PASSING – Miami: Fiedler 37-18-3, 176 yards, 0 TDs.
 Oakland: Gannon 18-12-0, 143 yards, 0 TDs; Hoying 0-0-0, 0 yards, 0 TDs.

RECEIVING – Miami: Denson 6-42; Shepherd 4-20; McDuffie 3-43; Martin 2-27; Gadsden 1-33; Johnson 1-7; L. Smith 1-4.
 Oakland: Kirby 2-35; Rison 2-28; Brown 2-27; Jordan 2-14; Jett 2-13; Brigham 1-17; Crockett 1-9.

INTERCEPTIONS – Miami: None.
 Oakland: James 2-98 yards, 1 TD; Allen 1-0 yards.

SACKS – Miami: Armstrong 1; Bromell 1; Jones 1.
 Oakland: Bryant 1; Coleman 1.

MISSED FIELD GOALS – Miami: None.
 Oakland: Janikowski 58(S).

2001 AFC FIRST-ROUND PLAYOFF

RAVENS 20, DOLPHINS 3	Pro Player Stadium
January 13, 2002	Miami, FL

The Dolphins dropped their first home playoff game since January 17, 1993, snapping a three-game home playoff win streak. Twan Russell stripped the ball from Jermaine Lewis on the game's opening kickoff and Tommy Hendricks recovered at the Ravens' 24-yard line, leading to an Olindo Mare 33-yard field goal four plays later. The score remained that way until the third play of the second quarter when Terry Allen scored on a four-yard run, culminating a 17-play, 90-yard drive in which Baltimore ran the ball 12 times totaling 61 yards, led by Allen, who rushed for 27 yards on four carries. With just more than a minute remaining in the first half, Jamie Sharper recovered a Travis Minor fumble at the Dolphins' 41-yard line. The Ravens were unable to capitalize, however, as Matt Stover's 40-yard field goal attempt as time expired hit the left upright. Baltimore extended its lead to 11 points with 1:20 to play in the third quarter when Elvis Grabc hit Travis Taylor in the end zone for a four-yard touchdown pass on third-and-goal, capping an 11-play, 99-yard drive. The key play was a 45-yard completion from Grbac to Taylor on third-and-one from the Ravens' 10-yard line. Peter Boulware stripped the ball from Jay Fiedler on a sack on the third play of the fourth quarter, and Boulware recovered at the Dolphins' 37-yard line. That resulted in a Matt Stover 35-yard field goal six plays afterward. Stover added his second field goal in as many series with a 40-yarder with 2:01 to play in the game. That three-pointer came 11 plays after a Duane Starks interception after the Dolphins had made it to the Ravens' 42-yard line. Baltimore rushed for 49 yards on eight attempts on the scoring drive.

BALTIMORE	0	7	7	6	-	20
MIAMI	3	0	0	0	-	3

M – FG Mare 33	4/9/2:03	1 -12:46
B – Allen, 4 run (Stover kick)	17/90/8:51	2 -13:34
B – Taylor, 4 pass from Grbac (Stover kick)	11/99/5:42	3 - 1:20
B – FG Stover 35	6/20/3:33	4 -11:05
B – FG Stover 40	11/50/6:33	4 - 2:01

ATT. – 72,251

	Baltimore	Miami
First Downs/Total-Rush-Pass Pe.	20/12-7-1	9/1-6-2
Third Down Efficiency	10-16/62.5	3-11/27.3
Total Yards-Plays-Average	347-69-5.0	151-46-3.3
Rushes-Yards-Average	50-226-4.5	15-46-3.1
Net Yards Passing-Sacked-Yards Lost	121-1-12	105-3-17
Passes Attempted-Completed-Intercepted	18-12-0	28-15-1
Punts/Number-Average	4-45.5	5-47.4
Penalties/Number-Yards	5-35	6-36
Fumbles/Number-Lost	1-1	3-2
Time of Possession	37:54	22:06

INDIVIDUAL STATISTICS

RUSHING – Miami: Fiedler 3-16; Minor 5-14; Lucas 1-10; Smith 6-6.
 Baltimore: Allen 25-109, 1 TD; Brookins 10-65; Williams 6-24; Taylor 1-15; Ayanbadejo 2-8; J. Lewis 2-4; Grbac 2-3; Redman 2-(-2).

PASSING – Miami: Fiedler 28-15-1, 122 yards, 0 TDs.
 Baltimore: Grbac 18-12-0, 133 yards, 1 TD.

RECEIVING – Miami: Ward 5-55; McKnight 4-26; Weaver 2-22; Minor 2-4; Gadsden 1-9; Smith 1-6.
 Baltimore: Sharpe 4-23; Taylor 2-49, 1 TD; Ismail 1-16; Gash 1-13; Heap 1-11; Stokley 1-11; Ayanbadejo 1-7; Brookins 1-3.

INTERCEPTIONS – Miami: None.
Baltimore: Starks 1-26 yards.
SACKS – Miami: Galyon 1.
Baltimore: Boulware 1; Mitchel 1; Sharper 1.
MISSED FIELD GOALS – Miami: None.
Baltimore: Stover 40(WL).

2008 AFC WILD CARD PLAYOFF

RAVENS 29, DOLPHINS 9
January 4, 2009

Dolphin Stadium
Miami, FL

The Dolphins dropped their third straight playoff decision, and their second in a row to the Ravens. The Dolphins took a 3-0 lead on their opening series of the game when Dan Carpenter connected on a 19-yard field goal, eight plays after Joey Porter recovered a Le’Ron McClain fumble and returned it five yards to the Dolphins’ 49. Patrick Cobbs accounted for 41 yards on the drive, on a pair of receptions. The Ravens knotted the score on their ensuing series when a Matt Stover 23-yard field goal capped an 11-play, 59-yard drive. The key play was a 31-yard completion from Joe Flacco to Todd Heap, giving the Ravens a first-and-goal from the 4. The Ravens claimed their initial lead of the afternoon with 2:30 to play in the first half when Ed Reed intercepted a Chad Pennington pass and weaved his way 64 yards for a touchdown. Baltimore added three points, 16 seconds before the half on a 31-yard field goal by Stover, culminating a seven-play, 46-yard drive. The score came four plays after Flacco connected with Derrick Mason for a 31-yard hookup to the Dolphins’ 17. The Ravens opened a 17-point advantage 7:27 into the second half on an 8-yard TD run by Le’Ron McClain, four plays after Terrell Suggs recovered a Cobbs fumble at the Dolphins’ 19. The Dolphins tallied their first touchdown of the day 1:51 into the fourth period on a 2-yard TD pass from Pennington to Ronnie Brown, two plays after Pennington and Davone Bess combined for a 45-yard completion to the Ravens’ 5. The PAT was blocked. Flacco finished the scoring on a 5-yard TD run with 3:53 remaining in the contest, as the he crossed the goal line three plays after Willis McGahee broke loose for a 48-yard run to the Dolphins’ 4.

BALTIMORE	3	10	7	7	–	27
MIAMI	3	0	0	6	–	9

TEAM	SCORE	DRIVE (Plays/Yards/Time)	QTR	CLOCK TIME	SCORE	
					VIS.	HOME
M	–	Carpenter 19 field goal	1	8:17	0	3
B	–	Stover 23 field goal	1	2:47	3	3
B	–	Reed 64 interception return (Stover kick)	2	2:30	10	3
B	–	Stover 31 field goal	2	0:16	13	3
B	–	McClain 8 run (Stover kick)	3	7:33	20	3
M	–	Brown 2 pass from Pennington (kick blocked)	4	13:09	20	9
B	–	Flacco 5 run (Stover kick)	4	3:53	27	9

ATT. – 74,240

	Baltimore	Miami
First Downs/Total-Rush-Pass Pe.	16/8-7-1	18/5-11-2
Third Down Efficiency	5-12/41.7	2-10/20.0
Total Yards-Plays-Average	286-56-5.1	276-62-4.5
Rushes-Yards-Average	33-151-4.6	21-52-2.5
Net Yards Passing-Sacked-Yards Lost	135-0-0	224-3-28
Passes Attempted-Completed-Intercepted	23-9-0	38-25-4
Punts/Number-Average	5-43.4	3-44.0
Penalties/Number-Yards	7-59	4-34
Fumbles/Number-Lost	1-1	2-1
Time of Possession	26:34	33:26

INDIVIDUAL STATISTICS

RUSHING – Baltimore: McClain 19-75, 1 TD; McGahee 7-62; Flacco 5-8, 1 TD; Neal 1-4; T. Smith 1-2.
Miami: Brown 12-19; Williams 4-17; Polite 3-15; Cobbs 1-1; Pennington 1-0.
PASSING – Baltimore: Flacco 23-9-0, 135 yards.
Miami: Pennington 38-25-4, 252 yards, 1 TD.
RECEIVING – Baltimore: Mason 4-71; Clayton 2-16; Heap 1-31; McGahee 1-9; Neal 1-8.
Miami: Brown 6-43, 1 TD; Ginn 5-38; Cobbs 4-55; London 4-38; Martin 3-16; Bess 2-54; Williams 1-8.
INTERCEPTIONS – Baltimore: Reed 2-76 yards, 1 TD; Leonhard 1-20 yards; Washington 1-12 yards;
Miami: None.
OPPONENTS FUMBLE RECOVERIES – Baltimore: Suggs 1-0 yards.
Miami: Porter 1-5 yards.
SACKS – Baltimore: Pryce 1; Suggs 1; Leonhard 0.5; Nakamura 0.5.
Miami: None.
MISSED FIELD GOALS – Baltimore: None.
Miami: None.

DOLPHINS INDIVIDUAL PLAYOFF RECORDS

The following individual records relate solely to service with the Miami Dolphins. They include National Football League playoff and Super Bowl statistics only. Super Bowl games are marked with a "***."

SERVICE

MOST GAMES PLAYED

- 19 Bob Kuechenberg (1970-84)
- 18 Dan Marino (1983-99)
- 13 by six players

MOST STARTS

- 19 Bob Kuechenberg (1970-84)
- 18 Dan Marino (1983-99)
- 13 Kim Bokamper (1977-85)
- 13 Richmond Webb (1990-00)

SCORING

MOST POINTS

Career

- 64 Garo Yepremian (12 games), 28 XPs, 12 FGs
- 60 Larry Csonka (12 games), 10 TDs

Game

- 18 Larry Csonka (12/30/73 vs. Oakland), 3 TDs

MOST TOUCHDOWNS

Career

- 10 Larry Csonka (12 games), 9 run, 1 pass
- 6 Jim Kiick (11 games), 6 run

Game

- 3 Larry Csonka (12/30/73 vs. Oakland), 3 run

MOST FIELD GOALS

Career

- 12 Garo Yepremian (12 games), 20 attempts
- 9 Uwe von Schamann (ten games), 15 attempts
- 9 Olindo Mare (eight games), 11 attempts

Game

- ***3 Uwe von Schamann (1/20/85 vs. San Francisco), 3 attempts
- 3 Olindo Mare (1/2/99 vs. Buffalo), 4 attempts

LONGEST FIELD GOALS

- 58 Pete Stoyanovich (1/5/91 vs. Kansas City)
- 51 Fuad Reveiz (1/4/86 vs. Cleveland)
- 51 Pete Stoyanovich (1/17/93 vs. Buffalo)

MOST POINTS AFTER TOUCHDOWNS

Career

- 32 Uwe von Schamann (ten games), 33 attempts
- 28 Garo Yepremian (12 games), 29 attempts

Game

- 6 Uwe von Schamann (1/6/85 vs. Pittsburgh), 6 attempts

- 5 Uwe von Schamann (1/2/82 vs. San Diego), 5 attempts

MOST TWO-POINT CONVERSIONS

Career

- 1 O.J. McDuffie (six games)
- 1 Stanley Pritchett (three games)

Game

- 1 O.J. McDuffie (12/30/95 at Buffalo)
- 1 Stanley Pritchett (1/2/99 vs. Buffalo)

RUSHING

MOST RUSHING YARDS

Career

- 891 Larry Csonka (12 games), 225 attempts
- 454 Tony Nathan (12 games), 118 attempts

Game

- 209 Lamar Smith (12/30/00 vs. Indianapolis), 40 attempts
- ***145 Larry Csonka (1/13/74 vs. Minnesota), 33 attempts

MOST RUSHING ATTEMPTS

Career

- 225 Larry Csonka (12 games)
- 118 Tony Nathan (12 games)

Game

- 40 Lamar Smith (12/30/00 vs. Indianapolis), 209 yards (NFL Record)
- ***33 Larry Csonka (1/13/74 vs. Minnesota), 145 yards

MOST RUSHING TOUCHDOWNS

Career

- 9 Larry Csonka (12 games)
- 6 Jim Kiick (11 games)

Game

- 3 Larry Csonka (12/30/73 vs. Oakland)
- 2 Four times, last: Lamar Smith (12/30/00 vs. Indianapolis)

MOST 100-YARD RUSHING GAMES

Career

- 4 Larry Csonka (12 games)
- 1 Mercury Morris (ten games)
- 1 Andra Franklin (six games)
- 1 Lamar Smith (three games)

LONGEST RUNS FROM SCRIMMAGE

- ***49 Larry Csonka (1/14/73 vs. Washington)
- 37 Larry Seiple (12/31/72 at Pittsburgh)

PASSING

MOST YARDS PASSING

Career

- 4,510 Dan Marino (18 games)
- 1,467 Bob Griese (12 games)

Game

- 422 Dan Marino (12/30/95 at Buffalo), 33 of 64

421 Dan Marino (1/6/85 vs. Pittsburgh),
21 of 32

MOST PASS ATTEMPTS

Career

687 Dan Marino (18 games)
208 Bob Griese (12 games)

Game

64 Dan Marino (12/30/95 at Buffalo), 33
completions
**50 Dan Marino (1/20/85 vs. San Francisco),
29 completions

MOST PASS COMPLETIONS

Career

385 Dan Marino (18 games)
112 Bob Griese (12 games)

Game

33 Dan Marino (12/30/95 at Buffalo), 64
attempts
29 Don Strock (1/2/82 vs. San Diego), 43
attempts
**29 Dan Marino (1/20/85 vs. San Francisco),
50 attempts

MOST CONSECUTIVE PASS COMPLETIONS

13 Don Strock (1/2/82 vs. San Diego)
11 Dan Marino (1/5/91 vs. Kansas City
through 1/12/91 at Buffalo)

MOST TOUCHDOWN PASSES

Career

32 Dan Marino (18 games)
10 Bob Griese (12 games)

Game

4 Don Strock (1/2/82 vs. San Diego)
4 Dan Marino (1/6/85 vs. Pittsburgh)

MOST PASSES HAD INTERCEPTED

Career

24 Dan Marino (18 games)
12 Bob Griese (12 games)

Game

4 Chad Pennington (1/4/09 vs. Baltimore),
38 attempts
3 David Woodley (1/23/83 vs. N.Y. Jets),
21 attempts
3 Dan Marino (12/30/95 at Buffalo), 64
attempts
3 Jay Fiedler (12/30/00 vs. Indianapolis),
34 attempts
3 Jay Fiedler (1/6/01 at Oakland), 37
attempts

HIGHEST COMPLETION PERCENTAGE

Career (minimum 50 completions)

56.0 Dan Marino (18 games), 385 of 687
attempts
53.8 Bob Griese (12 games), 112 of 208
attempts

Game (minimum 12 completions)

84.2 David Woodley (1/8/83 vs. New
England), 16 of 19 attempts
77.3 David Woodley (1/16/83 vs. San Diego),
17 of 22 attempts

MOST 300-YARD PASSING GAMES

Career

4 Dan Marino (18 games)
1 Don Strock (13 games)

LONGEST PASS PLAYS

**76t David Woodley to Jimmy Cefalo (1/30/83
vs. Washington)
75t Bob Griese to Paul Warfield
(1/2/72 vs. Baltimore)

RECEIVING

MOST RECEPTIONS

Career

65 Tony Nathan (12 games)
50 O.J. McDuffie (ten games)

Game

11 O.J. McDuffie (12/30/95 at Buffalo),
154 yards
**10 Tony Nathan (1/20/85 vs. San Francisco),
83 yards
10 Tony Nathan (1/4/86 vs. Cleveland),
101 yards

MOST RECEIVING YARDS

Career

717 Paul Warfield (11 games), 21.1 per
catch
649 Tony Nathan (12 games), 10.0 per
catch

Game

154 O.J. McDuffie (12/30/95 at Buffalo), 11
receptions
148 Mark Duper (1/6/85 vs. Pittsburgh),
5 receptions

MOST RECEIVING TOUCHDOWNS

Career

5 Mark Duper (ten games), 32 receptions
4 Paul Warfield (11 games), 34 receptions
4 Bruce Hardy (13 games), 26 receptions
4 Keith Jackson (four games), 19
receptions

Game

2 Joe Rose (1/2/82 vs. San Diego)
2 Bruce Hardy (1/8/83 vs. New England)
2 Mark Duper (1/6/85 vs. Pittsburgh)
2 Keith Jackson (1/10/93 vs. San Diego)
2 Keith Jackson (1/8/95 at San Diego)

MOST 100-YARD RECEIVING GAMES

Career

3 Mark Duper (ten games)
3 Tony Nathan (11 games)

PUNTING

MOST PUNTS

Career

50 Larry Seiple (11 games), 2,000 yards
40 Reggie Roby (ten games), 1,622 yards

Game

10 Tom Orosz (1/23/83 vs. N.Y. Jets), 333
yards
8 Three times, last: Tom Hutton (1/15/00
at Jacksonville, 356 yards)

HIGHEST PUNTING AVERAGE

Career (minimum 25 punts)

40.6 Reggie Roby (ten games), 40 punts
40.0 Larry Seiple (11 games), 50 punts

Game (minimum 4 punts)

- 48.6 George Roberts (12/24/78 vs. Houston), 5-243
 47.4 Matt Turk (1/13/02 vs. Baltimore), 5-237

LONGEST PUNTS

- 64 Reggie Roby (1/5/91 vs. Kansas City), net 53
 62 Reggie Roby (1/4/86 vs. Cleveland), net 62

PUNT RETURNS

MOST PUNT RETURNS**Career**

- 16 Tom Vigorito (seven games)
 14 Jake Scott (11 games)

Game

- 6 Nate Jacquet (1/9/00 at Seattle), 10.5 avg.
 5 Scott Miller (1/10/93 vs. San Diego), 9.0 avg.

MOST PUNT RETURN YARDS**Career**

- 129 Tom Vigorito (seven games)
 113 O.J. McDuffie (ten games)
 110 Nate Jacquet (four games)

Game

- 66 Jeff Ogden (1/6/01 at Oakland), 3 returns
 63 Nate Jacquet (1/9/00 at Seattle), 6 returns

LONGEST PUNT RETURNS

- 45 Jeff Ogden (1/6/01 at Oakland)
 29 Nate Jacquet (1/15/00 at Jacksonville)

HIGHEST PUNT RETURN AVERAGE**Career (minimum 10 returns)**

- 8.1 Tom Vigorito (seven games), 16 returns
 6.8 Jake Scott (ten games), 14 returns

Game (minimum three returns)

- 22.0 Jeff Ogden (1/6/01 at Oakland), 3-66
 10.5 Nate Jacquet (1/9/00 at Seattle), 6-63

MOST FAIR CATCHES**Career**

- 11 Jake Scott (seven games) of 25 punts
 7 O.J. McDuffie (ten games) of 16 punts

Game

- 4 Jake Scott (12/23/73 vs. Cincinnati) of five punts

KICKOFF RETURNS

MOST KICKOFF RETURNS**Career**

- 23 Fulton Walker (nine games)
 13 Mercury Morris (ten games)

Game

- 8 Marc Logan (1/12/91 at Buffalo), 17.3 average
 6 Fulton Walker (12/31/83 vs. Seattle), 17.3 average
 6 Lorenzo Hampton (1/12/86 vs. New England), 15.2 average

MOST KICKOFF RETURN YARDS**Career**

- 618 Fulton Walker (nine games)
 293 Brock Marion (seven games)

Game

- **190 Fulton Walker (1/30/83 vs. Washington), long 98t
 138 Marc Logan (1/12/91 at Buffalo), long 44

LONGEST KICKOFF RETURNS

- **98t Fulton Walker (1/30/83 vs. Washington)
 89t Nat Moore (12/21/74 at Oakland)

HIGHEST KICKOFF RETURN AVERAGE**Career (minimum 10 returns)**

- 24.9 O.J. McDuffie (ten games), 10 returns
 24.4 Brock Marion (seven games), 12 returns

Game (minimum four returns)

- **47.5 Fulton Walker (1/30/83 vs. Washington), 4-190
 24.2 John Avery (1/9/99 at Denver), 5-121

INTERCEPTIONS

MOST INTERCEPTIONS**Career**

- 5 Dick Anderson (11 games)
 4 by five players

Game

- 3 A.J. Duhe (1/23/83 vs. N.Y. Jets), 36 yards
 2 Five times, last 1992

LONGEST INTERCEPTION RETURNS

- 62t Dick Anderson (1/2/72 vs. Baltimore), John Unitas
 **55 Jake Scott (1/14/73 vs. Washington), Bill Kilmer

SACKS

MOST SACKS**Career**

- 8 Kim Bokamper (13 games)
 6 Trace Armstrong (eight games)

Game

- 3 Trace Armstrong (1/9/00 at Seattle)
 2 Bob Heinz (1/2/72 vs. Baltimore)
 2 Bob Matheson (12/23/73 vs. Cincinnati)
 2 Kim Bokamper (12/24/78 vs. Houston)
 2 Kim Bokamper (1/2/82 vs. San Diego)
 2 A.J. Duhe (1/16/83 vs. San Diego)
 2 Kim Bokamper (1/23/83 vs. N.Y. Jets)
 2 Marco Coleman (1/8/95 at San Diego)

FUMBLES

MOST FUMBLES**Career**

- 8 Dan Marino (18 games)
 5 Andra Franklin (six games)

Game

- 3 Andra Franklin (1/8/83 vs. New England)
 2 Seven times, last 1999

MOST OWN FUMBLE RECOVERIES**Career**

- 3 Dan Marino (18 games)
 2 Bob Griese (12 games)

Game

- 2 Bob Griese (12/27/70 at Oakland)

MOST OPPONENT FUMBLE RECOVERIES**Career**

- 2 Doug Betters (13 games)
- 2 Larry Gordon (seven games)

- 2 Jake Scott (11 games)
- Game 2 Larry Gordon (12/31/72 at Pittsburgh)

DOLPHINS TEAM PLAYOFF RECORDS

SCORING**MOST POINTS SCORED**

- 45 1/6/85 vs. Pittsburgh
- 38 1/2/82 vs. San Diego

FEWEST POINTS SCORED

- 0 1/6/01 at Oakland
- **3 1/16/72 vs. Dallas
- 3 12/28/97 at New England
- 3 1/9/99 at Denver
- 3 1/13/02 vs. Baltimore

MOST POINTS ALLOWED

- 62 1/15/00 at Jacksonville
- 44 1/12/91 at Buffalo

FEWEST POINTS ALLOWED

- 0 1/2/72 vs. Baltimore
- 0 1/23/83 vs. N.Y. Jets
- 0 1/10/93 vs. San Diego

MOST POINTS, BOTH TEAMS

- 79 San Diego 41, at Miami 38, OT (1/2/82)
- 78 at Buffalo 44, Miami 34 (1/12/91)

FEWEST POINTS, BOTH TEAMS

- 14 at Miami 14, N.Y. Jets 0 (1/23/83)
- 20 at New England 17, Miami 3 (12/28/97)

MOST DECISIVE WIN

- 31 31-0 vs. San Diego (1/10/93)
- 21 21-0 vs. Baltimore (1/2/72)
- 21 34-13 vs. San Diego (1/16/83)
- 21 31-10 vs. Seattle (12/29/84)

MOST DECISIVE LOSS

- 55 62-7 at Jacksonville (1/15/00)
- 35 38-3 at Denver (1/9/99)

MOST TOUCHDOWNS SCORED BY**Rushing**

- 3 12/30/73 vs. Oakland
- **3 1/13/74 vs. Minnesota

Passing

- 4 1/2/82 vs. San Diego
- 4 1/6/85 vs. Pittsburgh

Interception

- 1 1/2/72 vs. Baltimore
- 1 1/23/83 vs. N. Y. Jets

Kickoff Return

None

Kickoff Return

- 1 12/21/74 at Oakland
- **1 1/30/83 vs. Washington

Fumble Return

None

Blocked Punt

- 1 12/24/72 vs. Cleveland

MOST TOUCHDOWNS ALLOWED BY**Rushing**

- 3 12/30/79 at Pittsburgh
- 3 12/30/95 at Buffalo
- 3 1/9/99 at Denver
- 3 1/15/00 at Jacksonville

Passing

- 4 12/21/74 at Oakland
- 4 1/15/00 at Jacksonville
- 3 Five times, last 1990

Interception

- 1 12/27/70 at Oakland
- 1 12/23/73 vs. Cincinnati
- 1 12/28/97 at New England
- 1 1/6/01 at Oakland
- 1 1/4/09 vs. Baltimore

Punt Return

- 1 1/2/82 vs. San Diego

Kickoff Return

- 1 1/9/00 at Seattle

Fumble Return

- 1 12/31/72 at Pittsburgh
- **1 1/14/73 vs. Washington
- 1 1/9/99 at Denver
- 1 1/15/00 at Indianapolis

Blocked Punt

None

MOST POINTS IN A QUARTER, DOLPHINS**1st-**

- 14 12/23/73 vs. Cincinnati
- **14 1/13/74 vs. Minnesota

2nd-

- 21 1/10/93 vs. San Diego
- 20 1/16/83 vs. San Diego

3rd-

- 14 1/2/82 vs. San Diego
- 14 12/29/84 vs. Seattle
- 14 1/6/85 vs. Pittsburgh
- 14 1/4/86 vs. Cleveland

4th-

- 22 12/30/95 at Buffalo
- 14 1/5/91 vs. Kansas City
- 14 1/12/91 at Buffalo

MOST POINTS IN A QUARTER, OPPONENT**1st-**

- 24 1/2/82 vs. San Diego
- 24 1/15/00 at Jacksonville
- 20 12/30/79 at Pittsburgh

2nd-

- **21 1/20/85 vs. San Francisco
- 17 1/15/00 at Jacksonville

3rd-

14	1/15/00 at Jacksonville
10	12/30/73 vs. Oakland
**10	1/20/85 vs. San Francisco
10	1/17/93 vs. Buffalo
10	12/28/97 at New England

4th-

14	12/21/74 at Oakland
**14	1/30/83 vs. Washington
14	1/12/91 at Buffalo
14	1/9/99 at Denver

MOST POINTS IN A HALF, DOLPHINS**1st-**

27	1/16/83 vs. San Diego
24	1/6/85 vs. Pittsburgh

2nd-

22	12/30/95 at Buffalo
21	Three times, last 1986

MOST POINTS IN A HALF, OPPONENT**1st-**

41	1/15/00 at Jacksonville
**28	1/20/85 vs. San Francisco
27	1/12/91 at Buffalo

2nd-

21	12/21/74 at Oakland
21	1/15/00 at Jacksonville
20	12/31/83 vs. Seattle

FIRST DOWNS

MOST FIRST DOWNS

29	1/16/83 vs. San Diego
28	1/6/85 vs. Pittsburgh

FEWEST FIRST DOWNS

**9	1/30/83 vs. Washington
9	1/13/02 vs. Baltimore
**10	1/16/72 vs. Dallas
10	12/28/97 at New England
10	1/15/00 at Jacksonville
10	1/6/01 at Oakland

MOST FIRST DOWNS ALLOWED

34	1/2/82 vs. San Diego
**31	1/20/85 vs. San Francisco

FEWEST FIRST DOWNS ALLOWED

8	12/29/84 vs. Seattle
10	1/23/83 vs. N.Y. Jets
10	1/10/93 vs. San Diego

MOST FIRST DOWNS BY**Rushing**

18	12/23/73 vs. Cincinnati
18	12/30/73 vs. Oakland

Passing

21	1/2/82 vs. San Diego
20	12/30/95 at Buffalo

Penalty

5	1/2/99 vs. Buffalo
---	--------------------

FEWEST FIRST DOWNS BY**Rushing**

0	1/15/00 at Jacksonville
0	1/6/01 at Oakland
1	1/9/99 at Denver
1	1/13/02 vs. Baltimore

Passing

2	12/30/73 vs. Oakland
**2	1/30/83 vs. Washington

MOST FIRST DOWNS ALLOWED BY**Rushing**

18	12/30/95 at Buffalo
**16	1/20/85 vs. San Francisco

Passing

21	1/2/82 vs. San Diego
17	12/31/94 vs. Kansas City

Penalty

3	Four times, last at Oakland, 1/6/01
---	-------------------------------------

FEWEST FIRST DOWNS ALLOWED BY**Rushing**

0	1/9/00 at Seattle
2	1/23/83 vs. N.Y. Jets
2	12/29/84 vs. Seattle

Passing

5	1/4/86 vs. Cleveland
6	Six times, last 1985

TOTAL NET YARDS

MOST NET YARDS GAINED

569	1/6/85 vs. Pittsburgh
502	12/30/95 at Buffalo

FEWEST NET YARDS GAINED

133	1/15/00 at Jacksonville
151	1/13/02 vs. Baltimore

MOST NET YARDS ALLOWED

564	1/2/82 vs. San Diego
**537	1/20/85 vs. San Francisco

FEWEST NET YARDS ALLOWED

139	1/23/83 vs. N.Y. Jets
171	1/9/00 at Seattle

RUSHING

MOST RUSHING YARDS

266	12/30/73 vs. Oakland, 53 att.
258	12/30/00 vs. Indianapolis, 48 att.

FEWEST RUSHING YARDS

14	1/9/99 at Denver
23	1/15/00 at Jacksonville

MOST RUSHING YARDS ALLOWED

341	12/30/95 at Buffalo, 52 att.
**276	1/30/83 vs. Washington, 52 att.

FEWEST RUSHING YARDS ALLOWED

41	1/9/00 at Seattle, 20 att.
51	12/29/84 vs. Seattle, 18 att.

MOST RUSHING ATTEMPTS

56	1/16/83 vs. San Diego, 214 yards
53	Two times, last 1974

FEWEST RUSHING ATTEMPTS

8	1/8/95 at San Diego
**9	1/20/85 vs. San Francisco, 25 yards
11	1/13/93 vs. Buffalo, 33 yards

MOST RUSHING ATTEMPTS, OPPONENT

59	1/12/86 vs. New England, 255 yards
**52	1/30/83 vs. Washington, 276 yards
52	12/30/95 at Buffalo, 341 yards

FEWEST RUSHING ATTEMPTS, OPPONENT

16	1/10/93 vs. San Diego, 70 yards
17	1/16/83 vs. San Diego, 79 yards

PASSING

MOST NET YARDS PASSING

435	1/6/85 vs. Pittsburgh
432	12/30/95 at Buffalo

FEWEST NET YARDS PASSING

26	12/30/73 vs. Oakland
60	1/23/83 vs. N.Y. Jets

MOST NET YARDS PASSING ALLOWED

415	1/2/82 vs. San Diego
339	1/12/91 at Buffalo
339	1/2/99 vs. Buffalo

FEWEST NET YARDS PASSING ALLOWED

62	1/4/86 vs. Cleveland
71	1/12/86 vs. New England

MOST PASS ATTEMPTS

66	12/30/95 at Buffalo
**50	1/20/85 vs. San Francisco

FEWEST PASS ATTEMPTS

6	12/30/73 vs. Oakland
**7	1/13/74 vs. Minnesota

MOST PASS ATTEMPTS, OPPONENT

54	1/2/82 vs. San Diego
45	1/10/93 vs. San Diego

FEWEST PASS ATTEMPTS, OPPONENT

12	1/2/86 vs. New England
16	12/27/70 at Oakland

MOST PASS COMPLETIONS

34	12/30/95 at Buffalo
31	1/2/82 vs. San Diego

FEWEST PASS COMPLETIONS

3	12/30/73 vs. Oakland
4	Two times, last 1983

MOST PASS COMPLETIONS, OPPONENT

33	1/2/82 vs. San Diego
28	1/8/95 at San Diego
26	12/31/94 vs. Kansas City

FEWEST PASS COMPLETIONS, OPPONENT

8	1/27/70 at Oakland
9	1/24/72 vs. Cleveland
9	1/4/09 vs. Baltimore

INTERCEPTIONS

MOST INTERCEPTIONS

5	12/24/72 vs. Cleveland
5	1/16/83 vs. San Diego
5	1/23/83 vs. N.Y. Jets

MOST INTERCEPTIONS, OPPONENT

4	1/4/09 vs. Baltimore
3	12/24/78 vs. Houston
3	1/23/83 vs. N.Y. Jets
3	12/30/95 at Buffalo
3	12/30/00 vs. Indianapolis
3	1/6/01 at Oakland

PUNTING

MOST PUNTS

10	1/23/83 vs. N.Y. Jets
9	1/15/00 at Jacksonville

MOST PUNT YARDS

356	1/15/00 at Jacksonville
333	1/23/83 vs. N.Y. Jets

FEWEST PUNTS

1	12/30/73 vs. Oakland
1	1/8/83 vs. New England
1	1/2/99 vs. Buffalo

MOST PUNTS, OPPONENT

10	1/23/83 vs. N.Y. Jets
7	Six times, last: 1/9/00 at Seattle

MOST PUNT YARDS, OPPONENT

357	1/23/83 vs. N.Y. Jets
335	1/9/00 at Seattle

FEWEST PUNTS, OPPONENT

1	1/12/91 at Buffalo
2	Seven times, last at Denver, 1/9/99

MOST PUNTS, BOTH TEAMS

20	1/23/83 vs. N.Y. Jets
15	1/10/93 vs. San Diego
15	1/9/00 at Seattle

FEWEST PUNTS, BOTH TEAMS

3	12/30/73 vs. Oakland
3	1/12/91 at Buffalo
3	1/2/99 vs. Buffalo

HIGHEST PUNTING AVERAGE

x-48.6	12/24/72 vs. Houston
--------	----------------------

HIGHEST PUNTING AVERAGE, OPPONENT

x-51.3	12/31/72 at Pittsburgh
--------	------------------------

x-minimum 4 punts

SACKS

MOST SACKS

6-32	1/9/00 at Seattle
4-29	1/8/83 vs. New England
4-26	1/23/83 vs. N.Y. Jets

MOST SACKS, OPPONENT

5-31	1/15/00 at Jacksonville
4-14	12/24/72 vs. Cleveland
4-27	1/23/83 vs. N.Y. Jets
**4-29	1/20/85 vs. San Francisco
4-25	1/17/93 vs. Buffalo
4-21	12/28/97 at New England

FUMBLES

MOST FUMBLES

6	1/15/00 at Jacksonville
5	1/12/86 vs. New England

MOST FUMBLES LOST

6-5	1/15/00 at Jacksonville
5-4	1/12/86 vs. New England

MOST FUMBLES, OPPONENT

4	12/27/70 vs. Oakland
4	1/2/99 vs. Buffalo
3	Eight times, last 1994

MOST FUMBLES LOST, OPPONENT

4-4	1/2/99 vs. Buffalo
3-3	12/30/79 at Pittsburgh
3-3	1/2/82 vs. San Diego
3-3	1/8/83 vs. New England

OPPONENTS PLAYOFF RECORDS

The following individual records relate solely to service against the Miami Dolphins. They include National Football League playoff and Super Bowl statistics only. Super Bowl games are marked with a "***."

RUSHING

MOST RUSHING YARDS

Career

- 404 Thurman Thomas, Buffalo (four games)
- 199 Terrell Davis, Denver (one game)

Game

- 199 Terrell Davis, Denver (1/9/99 at Denver), 21 attempts
- ***166 John Riggins, Washington (1/30/83 at Pasadena), 38 attempts

MOST RUSHING ATTEMPTS

Career

- 84 Thurman Thomas, Buffalo (four games)
- 42 Marv Hubbard, Oakland (three games)

Game

- ***38 John Riggins, Washington (1/30/83 at Pasadena), 166 yards
- 32 Thurman Thomas, Buffalo (1/12/91 at Buffalo), 117 yards

MOST RUSHING TOUCHDOWNS

Career

- 4 Thurman Thomas, Buffalo (four games)
- 2 Earnest Byner, Cleveland (one game)
- 2 Chuck Muncie, San Diego (two games)
- 2 Curt Warner, Seattle (one game)
- 2 Terrell Davis, Denver (one game)

Game

- 2 Earnest Byner, Cleveland (1/4/86 at Miami)
- 2 Thurman Thomas, Buffalo (1/12/91 at Buffalo)
- 2 Curt Warner, Seattle (12/31/83 at Miami)
- 2 Terrell Davis, Denver (1/9/99 at Denver)

LONGEST RUNS FROM SCRIMMAGE

- 90t Fred Taylor, Jacksonville (1/15/00 at Jacksonville)
- 66t Earnest Byner, Cleveland (1/4/86 at Miami)

PASSING

MOST YARDS PASSING

Career

- 711 Jim Kelly, Buffalo (three games)
- 645 Joe Montana, S.F., K.C. (two games)

Game

- 433 Dan Fouts, San Diego (1/2/82 at Miami), 33 of 53
- 360 Doug Flutie, Buffalo (1/2/99 at Miami), 21 of 36

MOST PASS ATTEMPTS

Career

- 87 Stan Humphries, San Diego (two games)
- 87 Dan Fouts, San Diego (two games)

Game

- 53 Dan Fouts, San Diego (1/2/82 at Miami), 33 comp.
- 44 Stan Humphries, San Diego (1/10/93 at Miami), 18 comp.

MOST PASS COMPLETIONS

Career

- 50 Joe Montana, S.F., K.C. (two games)
- 48 Dan Fouts, San Diego (two games)
- 48 Jim Kelly, Buffalo (three games)

Game

- 33 Dan Fouts, San Diego (1/2/82 at Miami), 53 attempts
- 28 Stan Humphries, San Diego (1/8/95 at San Diego), 43 attempts

MOST TOUCHDOWN PASSES

Career

- 5 Ken Stabler, Oakland (two games)
- 5 Joe Montana, S.F., K.C. (two games)
- 5 Jim Kelly, Buffalo (three games)

Game

- 4 Ken Stabler, Oakland (12/21/74 at Oakland)
- 3 Tony Eason, New England (1/12/86 at Miami)
- 3 Dan Fouts, San Diego (1/2/82 at Miami)
- 3 Jim Kelly, Buffalo (1/12/91 at Buffalo)
- 3 Mark Malone, Pittsburgh (1/6/85 at Miami)
- ***3 Joe Montana, San Francisco (1/20/85 vs. Miami)

MOST PASSES HAD INTERCEPTED

Career

- 6 Dan Fouts, San Diego (two games)
- 6 Stan Humphries, San Diego (two games)

Game

- 5 Dan Fouts, San Diego (1/16/83 at Miami), 34 attempts
- 5 Mike Phipps, Cleveland (12/24/72 at Miami), 23 attempts
- 5 Richard Todd, N.Y. Jets (1/23/83 at Miami), 37 attempts

LONGEST PASS PLAYS

- 82t Daryle Lamonica to Rod Sherman, Oakland (12/27/70 at Oakland)
- 72t Ken Stabler to Cliff Branch, Oakland (12/21/74 at Oakland)

RECEIVING

MOST RECEPTIONS

Career

- 16 Ronnie Harmon, San Diego (two games)
- 14 Kellen Winslow, San Diego (two games)

Game

- 13 Kellen Winslow, San Diego (1/2/82 at Miami), 166 yards
- 9 Lenvil Elliott, Cincinnati (12/23/73 at Miami), 53 yards
- 9 Ronnie Harmon, San Diego (1/10/93 at Miami), 73 yards

- 9 Eric Moulds, Buffalo (1/2/99 at Miami),
240 yards

MOST RECEIVING YARDS

Career

- 240 Eric Moulds, Buffalo (one game)
207 Andre Reed, Buffalo (four games)

Game

- 240 Eric Moulds, Buffalo (1/2/99 at Miami),
9 receptions
166 Kellen Winslow, San Diego (1/2/82 at
Miami), 13 receptions

MOST RECEIVING TOUCHDOWNS

Career

- 3 John Stallworth, Pittsburgh (two games)
2 Fred Biletnikoff, Oakland (three games)
2 James Brooks, San Diego (two games)
2 Roger Craig, San Francisco (one
game)
2 Andre Reed, Buffalo (four games)
2 Jimmy Smith, Jacksonville (one game)

Game

- 2 James Brooks, San Diego (1/2/82 at
Miami)
**2 Roger Craig, San Francisco (1/20/85
vs. Miami)
2 Andre Reed, Buffalo (1/21/91 at
Buffalo)
2 John Stallworth, Pittsburgh (1/6/85 at
Miami)
2 Jimmy Smith, Jacksonville (1/15/00 at
Jacksonville)

FIELD GOALS

MOST FIELD GOALS

Career

- 9 Steve Christie, Buffalo (three games)
4 Matt Stover, Baltimore (two games)

Game

- 5 Steve Christie, Buffalo (1/17/93 at
Miami) of 6
3 Five times, last: Mike Vanderjagt,
Indianapolis (12/30/00 at Miami)

LONGEST FIELD GOALS

- 50 Todd Peterson, Seattle (1/9/00 at
Seattle)
50 Mike Vanderjagt, Indianapolis
(12/30/00 at Miami)

INTERCEPTIONS

MOST INTERCEPTIONS

Career

- 3 John Harris, Seattle (two games)

Game

- 2 Ken Schroy, N.Y. Jets (1/23/83 at
Miami), 1 yd.
2 John Harris, Seattle (12/29/84 at
Miami), 45 yds.
2 Aaron Beasley, Jacksonville (1/15/00
at Jacksonville), 5 yds.
2 Chad Cota, Indianapolis (12/30/00 at
Miami)
2 Tory James, Oakland (1/6/01 at
Oakland)

LONGEST INTERCEPTION RETURNS

- 90t Tory James, Oakland (Jay Fiedler),
1/6/01 at Oakland
64t Ed Reed, Baltimore (Chad Pennington),
1/4/09 at Miami

LONGEST PLAYS

PUNTS

- 63 Ray Guy, Oakland (12/30/73 at
Miami)
60 Bob Walden, Pittsburgh (12/31/72
at Pittsburgh)

PUNT RETURNS

- 56t Wes Chandler, San Diego (1/2/82
at Miami)
38 Thom Darden, Cleveland (12/24/72
at Miami)

KICKOFF RETURNS

- 85t Charlie Rogers, Seattle (1/9/00 at
Seattle)
59 Zachary Dixon, Seattle (12/31/83 at
Miami)

FUMBLE RECOVERIES

- 79t Neil Smith, Denver (Oronde Gadsden),
1/9/99 at Denver
**49t Mike Bass, Washington (Gar
Yepremian), 1/14/73 at Los Angeles

DOLPHINS PRO BOWL TOUCHDOWNS

In the 2012 Pro Bowl, Dolphins wide receiver Brandon Marshall caught a Pro Bowl-record four touchdown receptions and was named as the game's MVP. Prior to that, the most recent Dolphins player to have accounted for a touchdown in the Pro Bowl was wide receiver Chris Chambers, who scored on a 16-yard reception from Peyton Manning in the first quarter to open the 2006 game's scoring. Other Dolphins scoring Pro Bowl touchdowns include running back Ricky Williams, who scored on a pair of one-yard runs as he was named the MVP in the AFC's 45-20 route of the NFC in the 2003 game, wide receiver Mark Clayton, who caught a nine-yard touchdown pass from Buffalo's Jim Kelly in the 1991 game, tight end Ferrell Edmunds, who had a five-yard scoring reception from Seattle's Dave Krieg in the 1989 game, and Hall of Fame wide receiver Paul Warfield, who caught a 32-yard TD pass from Dolphins teammate Bob Griese in the '74 contest.

ALL-TIME PLAYOFF LEADERS

(**Boldface** indicates active player)

RUSHING

	PLAYER	GAMES	ATT.	YDS.	AVG.	LG	TD
1.	Larry Csonka	12	225	891	4.0	49	9
2.	Tony Nathan	12	118	454	3.8	26	3
3.	Mercury Morris	10	95	440	4.6	27	1
4.	Jim Kiick	11	115	401	3.5	27	6
5.	Andra Franklin	6	93	335	3.6	29	2
6.	Lamar Smith	3	54	219	4.1	24	2
7.	Sammie Smith	2	41	181	4.4	17	0
8.	Woody Bennett	10	59	179	3.0	17	4
9.	Bernie Parmalee	7	53	150	2.8	16	1
10.	Karim Abdul-Jabbar	3	35	116	3.3	18	1
11.	J.J. Johnson	5	38	107	2.8	18	1
12.	David Woodley	5	17	102	6.0	12	1
13.	Aaron Craver	4	12	98	8.2	25t	1
14.	Bobby Humphrey	2	31	93	3.0	15	0
15.	Bob Griese	12	13	84	6.5	25	0
16.	Benny Malone	3	14	83	5.9	23t	1
17.	Jay Fiedler	3	13	71	5.5	11	0
18.	Joe Carter	4	9	66	7.3	19	0
19.	Pete Johnson	3	16	61	3.8	14	0
20.	Ron Davenport	2	9	54	6.0	31t	2
21.	David Overstreet	1	9	50	5.6	13	0
22.	Irving Spikes	3	9	49	5.4	23	0
23.	Leroy Harris	1	9	43	4.8	9	0
24.	Delvin Williams	2	21	42	2.0	9	0
25.	Autry Denson	4	16	41	2.6	17	0
26.	Larry Seiple	11	1	37	37.0	37	0
27.	Paul Warfield	11	4	34	8.5	25	0
28.	O.J. McDuffie	10	3	31	10.3	19	0
29.	Marc Logan	2	12	23	1.9	7	0
30.	Keith Byars	1	4	22	5.5	10	0
31.	Ronnie Brown	1	12	19	1.6	6	0
32.	John Kidd	4	1	18	18.0	18	0
33.	Don Nottingham	6	2	17	8.5	12	0
	Tom Vigorito	7	4	17	4.3	6	0
	Ricky Williams	1	4	17	4.3	7	0
36.	Stanley Pritchett	5	8	16	2.0	7	0
37.	Lousaka Polite	1	3	15	5.0	11	0
38.	Travis Minor	1	5	14	2.8	5	0
39.	Gary Davis	1	2	12	6.0	9	0
40.	Tom Orosz	5	1	11	11.0	11	0
41.	Ray Lucas	1	1	10	10.0	10	0
42.	Eddie Hill	12	3	8	2.7	4	0
	Terry Kirby	1	2	8	4.0	7	1
	Charles Leigh	9	1	8	8.0	8	0
45.	Nat Moore	13	1	7	7.0	7	0
46.	Tony Martin	8	1	6	6.0	6	0
47.	Jerris McPhail	1	1	4	4.0	4	0
48.	John Avery	2	1	3	3.0	3	0
	Earl Morrall	2	4	3	0.8	3	0
50.	Tony Paige	4	1	2	2.0	2	0
51.	Patrick Cobbs	1	1	1	1.0	1	0
	Duriel Harris	7	1	1	1.0	1	0
	Dan Marino	18	15	1	0.1	5	1
54.	Norm Bulaich	2	2	0	0.0	0	0
	Mark Clayton	10	1	0	0.0	0	0
	Damon Huard	4	3	0	0.0	2	0
	Chad Pennington	1	1	0	0.0	0	0
58.	Scott Mitchell	2	1	-1	-1.0	-1	0
59.	Don Strock	13	1	-2	-2.0	-2	0

	PLAYER	GAMES	ATT.	YDS.	AVG.	LG	TD
60.	James Saxon	4	2	-3	-1.5	0	0
61.	Jim Jensen	13	2	-6	-3.0	-3	0
62.	Tom Hutton	2	1	-8	-8.0	-8	0
63.	George Roberts	2	1	-9	-9.0	-9	0

PASSING

	PLAYER	GAMES	ATT.	COMP.	YDS.	PCT.	TD	INT	RATE
1.	Dan Marino	18	687	385	4510	56.0	32	24	77.1
2.	Bob Griese	12	208	112	1467	53.8	10	12	68.3
3.	David Woodley	5	81	48	645	59.3	0	1	74.4
4.	Don Strock	13	62	38	551	61.3	4	3	91.5
5.	Jay Fiedler	3	99	52	483	52.5	1	7	40.1
6.	Chad Pennington	1	38	25	252	65.8	1	4	53.7
7.	Earl Morrall	2	24	13	139	54.2	1	1	67.9
8.	Damon Huard	4	16	5	46	31.3	0	0	40.6
9.	Tony Nathan	12	2	2	34	1.000	0	0	118.8
10.	Bernie Kosar	1	1	1	10	1.000	0	0	108.3
11.	Marlin Briscoe	7	1	0	0	0.0	0	1	0.0
	Mark Clayton	10	1	0	0	0.0	0	0	39.6
	O.J. McDuffie	10	1	0	0	0.0	0	0	39.6

RECEIVING

	PLAYER	GAMES	NO.	YDS.	AVG.	LG	TD
1.	Tony Nathan	12	65	649	10.0	39	2
2.	O.J. McDuffie	10	50	603	12.1	31	1
3.	Paul Warfield	11	34	717	21.1	75t	4
4.	Mark Duper	10	32	595	18.6	64t	5
5.	Mark Clayton	10	31	498	16.1	40t	3
6.	Bruce Hardy	13	26	336	12.9	50t	4
7.	Nat Moore	12	23	291	12.7	40	3
	Oronde Gadsden	7	23	288	12.5	52	2
9.	Duriel Harris	7	19	303	15.9	36	1
	Keith Jackson	4	19	262	13.8	31	4
11.	Joe Rose	11	18	260	14.4	35	2
	Jim Kiick	11	18	115	6.4	21	0
13.	Tony Martin	8	17	224	13.2	23	1
14.	Bernie Parmalee	7	16	130	8.1	26	0
15.	Irving Fryar	3	14	170	12.1	24	1
16.	Howard Twilley	11	13	186	14.3	28t	1
17.	Jimmy Cefalo	10	12	297	24.8	76t	2
18.	Tony Paige	4	11	50	4.5	9	2
19.	Lamar Thomas	3	10	129	12.9	42	1
	Marv Fleming	10	10	114	11.4	27	1
21.	Tom Vigorito	7	9	103	11.4	33	0
	Jim Mandich	11	9	86	9.6	19	1
	Bobby Humphrey	2	9	71	7.9	20	0
	Aaron Craver	4	9	71	7.9	15	0
25.	Dan Johnson	5	8	84	10.5	21	3
	Terry Kirby	1	8	68	8.5	19	0
	Autry Denson	4	8	60	7.5	14	0
28.	J.J. Johnson	5	7	39	5.6	11	0
	Delvin Williams	2	7	34	4.9	8	0
30.	Ronnie Brown	1	6	43	7.2	23	1
31.	Ferrell Edmunds	4	5	70	14.0	37	0
	Dedric Ward	1	5	55	11.0	19	0
	Jim Jensen	13	5	49	9.8	12	0
	Stanley Pritchett	5	5	40	8.0	12	0
	Ted Ginn, Jr.	1	5	38	7.6	9	0
	Troy Drayton	3	5	30	6.0	10	0
	Jerris McPhail	1	5	28	5.6	16	0
	Lamar Smith	3	5	28	5.6	8	0
39.	Patrick Cobbs	1	4	55	13.8	30	0
	Marlin Briscoe	7	4	42	10.5	18	0
	Brandon London	1	4	38	9.5	10	0
	Rob Konrad	4	4	37	9.3	13	0
	Keith Byars	1	4	30	7.5	12	0
	Larry Csonka	12	4	26	6.5	9t	1

	PLAYER	GAMES	NO.	YDS.	AVG.	LG	TD
47.	James McKnight	1	4	26	6.5	12	0
	Leslie Shepherd	1	4	20	5.0	11	0
	Mike Williams	4	3	44	14.7	19	1
	Ed Perry	6	3	32	10.7	22	0
	Sammie Smith	2	3	31	10.3	13	0
	Jed Weaver	3	3	31	10.3	20	1
	James Saxon	4	3	29	9.7	9	0
	Ron Davenport	2	3	23	7.7	9	0
	David Martin	1	3	16	5.3	15	0
	Karim Abdul-Jabbar	3	3	9	3.0	5	0
56.	Mercury Morris	10	3	9	3.0	9	0
	Randal Hill	1	2	59	29.5	45t	1
	Davone Bess	1	2	54	27.0	45	0
	Gary Clark	1	2	41	20.5	31	0
	Willie Richardson	1	2	30	15.0	19	1
	Woody Bennett	10	2	26	13.0	20	0
	Gary Davis	1	2	24	12.0	14	0
	Andre Tillman	1	2	24	12.0	13t	1
	Fred Banks	2	2	18	9.0	13	0
	Norm Bulaich	2	2	14	7.0	8	0
69.	Ronnie Lee	11	2	12	6.0	6t	1
	Marc Logan	2	2	8	4.0	6	0
	Travis Minor	1	2	4	2.0	4	0
	Eddie Hill	12	2	3	1.5	2	0
	Leroy Harris	1	1	21	21.0	21	0
	Brett Perriman	1	1	13	13.0	13	0
	Charles Jordan	1	1	11	11.0	11	0
	Scott Miller	4	1	10	10.0	10	0
	Don Nottingham	6	1	9	9.0	9	0
	Tim Ruddy	11	1	8	8.0	8	0
	Ricky Williams	1	1	8	8.0	8	0
	Hunter Goodwin	5	1	6	6.0	6	0
	Nate Jacquet	4	1	6	6.0	6	0
	Jeff Ogden	3	1	6	6.0	6	0
	Rich Diana	4	1	5	5.0	5	0
	Joe Carter	4	1	2	2.0	2t	0
	Roy Foster	12	1	2	2.0	2t	1
	Ronnie Williams	3	1	1	1.0	1	1
	Bob Torrey	1	1	0	0.0	0	0

SCORING

	PLAYER	GAMES	TD	TDR	TDP	TDRT	FG	PAT	PTS.
1.	Garo Yepremian	12	0	0	0	0	12	28	64
2.	Larry Csonka	12	10	9	1	0	0	0	60
3.	Uwe von Schamann	10	0	0	0	0	9	32	59
4.	Pete Stoyanovich	7	0	0	0	0	7	19	40
5.	Jim Kiick	11	6	6	0	0	0	0	36
6.	Olindo Mare	8	0	0	0	0	9	6	33
7.	Mark Duper	10	5	0	5	0	0	0	30
	Tony Nathan	11	5	3	2	0	0	0	30
9.	Woody Bennett	10	4	4	0	0	0	0	24
	Bruce Hardy	13	4	0	4	0	0	0	24
	Keith Jackson	4	4	0	4	0	0	0	24
	Nat Moore	13	4	0	3	1	0	0	24
	Paul Warfield	11	4	0	4	0	0	0	24
14.	Mark Clayton	10	3	0	3	0	0	0	18
	Dan Johnson	5	3	0	3	0	0	0	18
16.	Jimmy Cefalo	10	2	0	2	0	0	0	12
	Ron Davenport	2	2	2	0	0	0	0	12
	Andra Franklin	6	2	2	0	0	0	0	12
	Oronde Gadsden	7	2	0	2	0	0	0	12
	Tony Paige	4	2	0	2	0	0	0	12
	Joe Rose	11	2	0	2	0	0	0	12
	Lamar Smith	3	2	2	0	0	0	0	12
23.	O.J. McDuffie	10	1	0	1	0	0	0	8#
24.	Fuad Reveiz	2	0	0	0	0	1	5	8
25.	Karim Abdul-Jabbar	3	1	1	0	0	0	0	6

	PLAYER	GAMES	TD	TDR	TDP	TDRT	FG	PAT	PTS.
	Dick Anderson	11	1	0	0	1	0	0	6
	Charlie Babb	9	1	0	0	1	0	0	6
	Ronnie Brown	1	1	0	1	0	0	0	6
	Aaron Craver	4	1	1	0	0	0	0	6
	A.J. Duhe	11	1	0	0	1	0	0	6
	Randal Hill	1	1	0	1	0	0	0	6
	Marv Fleming	10	1	0	1	0	0	0	6
	Roy Foster	12	1	0	1	0	0	0	6
	Irving Fryar	3	1	0	1	0	0	0	6
	Duriel Harris	7	1	0	1	0	0	0	6
	J.J. Johnson	5	1	1	0	0	0	0	6
	Terry Kirby	1	1	1	0	0	0	0	6
	Ronnie Lee	11	1	0	1	0	0	0	6
	Benny Malone	3	1	1	0	0	0	0	6
	Jim Mandich	11	1	0	1	0	0	0	6
	Dan Marino	18	1	1	0	0	0	0	6
	Tony Martin	8	1	0	1	0	0	0	6
	Mercury Morris	10	1	1	0	0	0	0	6
	Bernie Parmalee	7	1	1	0	0	0	0	6
	Willie Richardson	1	1	0	1	0	0	0	6
	Lamar Thomas	3	1	0	1	0	0	0	6
	Andre Tillman	1	1	0	1	0	0	0	6
	Howard Twilley	11	1	0	1	0	0	0	6
	Fulton Walker	9	1	0	0	1	0	0	6
	Jed Weaver	3	1	0	1	0	0	0	6
	Mike Williams	4	1	0	1	0	0	0	6
	Ronnie Williams	3	1	0	1	0	0	0	6
	David Woodley	5	1	1	0	0	0	0	6
54.	Dan Carpenter	1	0	0	0	0	1	0	3
55.	Stanley Pritchett	5	0	0	0	0	0	0	2#

– two point conversion

INTERCEPTIONS

	PLAYER	GAMES	NO.	YDS.	AVG.	LG	TD
1.	Dick Anderson	11	5	107	21.4	62	1
2.	Jake Scott	11	4	76	19.0	55	0
	Gerald Small	7	4	42	10.5	18	0
	A.J. Duhe	11	4	36	9.0	35	1
	Glenn Blackwood	11	4	27	6.8	19	0
	Lyle Blackwood	9	4	11	2.8	8	0
7.	Curtis Johnson	11	3	43	14.3	33	0
	Troy Vincent	5	3	2	0.7	2	0
9.	J.B. Brown	7	2	56	28.0	32	0
	Brock Marion	7	2	50	25.0	31	0
	Nick Buoniconti	11	2	38	19.0	32	0
	Don McNeal	10	2	36	18.0	20	0
	Louis Oliver	5	2	21	10.5	21	0
	Mike Kolen	10	2	16	8.0	11	0
	Doug Swift	11	2	12	6.0	12	0
	Jarvis Williams	4	2	0	0.0	0	0
17.	William Judson	10	1	34	34.0	34	0
	Bob Matheson	12	1	29	29.0	29	0
	Gene Atkins	3	1	26	26.0	26	0
	Frankie Smith	2	1	14	14.0	14	0
	Bryan Cox	5	1	7	7.0	7	0
	Terrell Buckley	6	1	6	6.0	6	0
	Paul Lankford	12	1	2	2.0	2	0
	Calvin Jackson	6	1	0	0.0	0	0
	Michael Stewart	3	1	0	0.0	0	0

THE LAST TIME (PLAYOFFS)...

KICKOFF RETURNED FOR A TOUCHDOWN

By Dolphins – Fulton Walker vs. Washington, SB XVII (98 yards), 1/30/83

By Opponents – Charlie Rogers at Seattle (85 yards), 1/9/00

PUNT RETURNED FOR A TOUCHDOWN

By Dolphins – None

By Opponents – Wes Chandler of San Diego (56 yards), 1/2/82

INTERCEPTED PASS RETURNED FOR A TOUCHDOWN

By Dolphins – A.J. Duhe vs. N.Y. Jets (35 yards), 1/23/83

By Opponents – Ed Reed of Baltimore (64 yards), 1/4/09

FUMBLE RETURNED FOR A TOUCHDOWN

By Dolphins – None

By Opponents – Tony Brackens at Jacksonville (16 yards), 1/15/00

OPPONENTS FUMBLE RETURNED FOR A TOUCHDOWN

By Dolphins – None

By Opponents – Tony Brackens at Jacksonville (16 yards), 1/15/00

BLOCKED FIELD GOAL RETURNED FOR A TOUCHDOWN

By Dolphins – None

By Opponents – None

BLOCKED PUNT RETURNED FOR A TOUCHDOWN

By Dolphins – Charlie Babb vs. Cleveland (5 yards), 12/24/72

By Opponents – None

SAFETY SCORED

By Dolphins – Dan Pastorini of Houston runs out of end zone, 12/24/78

By Opponents – Reuben Davis at San Diego (tackles Bernie Parmalee in end zone), 1/8/95

SHUTOUT

By Dolphins – at Miami 31, San Diego 0, 1/10/93

By Opponents – at Oakland 27, Miami 0, 1/6/01

200 YARDS RUSHING

By Dolphins – Lamar Smith vs. Indianapolis (209 yards), 12/30/00

By Opponents – None

100 YARDS RUSHING

By Dolphins – Lamar Smith vs. Indianapolis (209 yards), 12/30/00

By Opponents – Terry Allen of Baltimore (109 yards), 1/13/02

100 YARDS RUSHING IN A HALF

By Dolphins – None

By Opponents – Fred Taylor at Jacksonville (135 yards in first half), 1/15/00

TWO 100-YARD RUSHERS

By Dolphins – None

By Opponents – None

100 YARDS RUSHING AND RECEIVING

By Dolphins – None

By Opponents – None

400 YARDS PASSING

By Dolphins – Dan Marino at Buffalo (422 yards), 12/30/95

By Opponents – Dan Fouts of San Diego (433 yards), 1/2/82

300 YARDS PASSING

By Dolphins – Dan Marino at Buffalo (422 yards), 12/30/95

By Opponents – Doug Flutie of Buffalo (360 yards), 1/2/99

200 YARDS RECEIVING

By Dolphins – None

By Opponents – Eric Moulds of Buffalo (240 yards), 1/2/99

100 YARDS RECEIVING

By Dolphins – O.J. McDuffie at Denver (118 yards), 1/9/99

By Opponents – Jimmy Smith at Jacksonville (136 yards), 1/15/00

100 YARDS RECEIVING IN A HALF

By Dolphins – O.J. McDuffie at Buffalo (111 yards in second half), 12/30/95

By Opponents – Eric Moulds of Buffalo (102 yards in first half; 138 yards in second half), 1/2/99

TWO 100 YARD RECEIVERS

By Dolphins – Mark Duper (148 yards) and Tony Nathan (114 yards) vs. Pittsburgh, 1/6/85

By Opponents – James Lofton (149 yards) and Andre Reed (122 yards) at Buffalo, 1/12/91

FIVE TOUCHDOWN PASSES

By Dolphins – None

By Opponents – None

FOUR TOUCHDOWN PASSES

By Dolphins – Dan Marino vs. Pittsburgh, 1/6/85

By Opponents – Ken Stabler at Oakland, 12/21/74

THREE TOUCHDOWN PASSES

By Dolphins – Dan Marino at San Diego, 1/8/95

By Opponents – Joe Montana of San Francisco (SB XIX), 1/20/85

FOUR TOUCHDOWN RECEPTIONS

By Dolphins – None

By Opponents – None

THREE TOUCHDOWN RECEPTIONS

By Dolphins – None

By Opponents – None

TWO TOUCHDOWN RECEPTIONS

By Dolphins – Keith Jackson at San Diego, 1/8/85

By Opponents – Jimmy Smith at Jacksonville, 1/15/00

FOUR TOUCHDOWNS RUSHING

By Dolphins – None

By Opponents – None

THREE TOUCHDOWNS RUSHING

By Dolphins – Larry Csonka vs. Oakland, 12/30/73

By Opponents – None

TWO TOUCHDOWNS RUSHING

By Dolphins – Lamar Smith vs. Indianapolis, 12/30/00, OT

By Opponents – Terrell Davis at Denver, 1/9/99

FOUR FIELD GOALS

By Dolphins – None

By Opponents – Steve Christie (5) of Buffalo, 1/17/93

THREE FIELD GOALS

By Dolphins – Olindo Mare vs. Buffalo, 1/2/99

By Opponents – Mike Vanderjagt of Indianapolis, 12/30/00

THREE INTERCEPTIONS

By Dolphins – A.J. Duhe vs. N.Y. Jets, 1/23/83

By Opponents – None

TWO INTERCEPTIONS

By Dolphins – Troy Vincent vs. San Diego, 1/10/93

By Opponents – Ed Reed of Baltimore (64 yards), 1/4/09

THREE SACKS

By Dolphins – Trace Armstrong at Seattle, 1/9/00

By Opponents – None

TWO SACKS

By Dolphins – Trace Armstrong (3) at Seattle, 1/9/00

By Opponents – Gary Walker at Jacksonville, 1/15/00

BLOCKED FIELD GOAL

By Dolphins – William Judson vs. Seattle (Norm Johnson, 48 yards), 12/31/83

By Opponents – Leroy Jones of San Diego (Uwe von Schamann, 34 yards), 1/2/82

BLOCKED PUNT

By Dolphins – Don McNeal vs. N.Y. Jets (Chuck Ramsey), 1/23/83

By Opponents – Corey Chamblin at Jacksonville (Tom Hutton), 1/15/00

MISSED POINT AFTER TOUCHDOWN ATTEMPT

By Dolphins – Dan Carpenter vs. Baltimore, 1/4/09

By Opponents – Rolf Benirschke of San Diego, 1/16/83

TWO POINT CONVERSION

By Dolphins – Stanley Pritchett run vs. Buffalo, 1/2/99

By Opponents – Ken Dilger pass from Peyton Manning of Indianapolis, 12/30/00

HONORS

ALL-NFL (FIRST TEAM)

Will Allen (cornerback) – SI 2007.
Dick Anderson (safety) – AP 1972-73; Writers 1972-73; NEA 1972-74; PFW 1973.
Bob Baumhower (defensive tackle) – SN 1981; AP 1983; PFW 1983.
Doug Betters (defensive end) – AP 1983; NEA 1983; SN 1983; Writers 1983; PFW 1983.
Vernon Carey (tackle) – SI 2009.
Larry Csonka (fullback) – AP 1971, 1973; PFW 1972-73; Writers 1971.
Mark Dixon (guard) – SI 2000.
Bob Griese (quarterback) – AP 1971, 1977; Writers 1971, 1977; NEA 1971; PFW 1971, 1977.
Duriel Harris (kick returner) – PFW 1976.
Keith Jackson (tight end) – SN 1992.
Bob Kuechenberg (guard) – NEA 1975; AP 1978; PFW 1978.
Eric Laakso (tackle) – SN 1983.
Jim Langer (center) – AP 1974-75, 1977; Writers 1974-77; NEA 1974-77; PFW 1974-77.
Larry Little (guard) – Writers 1971-75, 1977; AP 1971-75; PFW 1971-73, 1975; NEA 1972-73.
Jake Long (tackle) – SN 2009-10; AP 2010; PFW 2010; SI 2010.
Sam Madison (cornerback) – AP 1999-00; PFW 1999-00; SI 1999; SN 1999-00.
Olindo Mare (kicker) – AP 1999, PFW 1999, SN 1999.
Dan Marino (quarterback) – AP 1984-86; Writers 1984-86; NEA 1984; PFW 1984-86; SN 1984-86.
Nat Moore (wide receiver) – AP 1977; Writers 1977.
Earl Morrall (quarterback) – AP 1972.
Tony Nathan (kick returner) – AP 1979.
Ed Newman (guard) – NEA 1982; AP 1984; PFW 1984.
John Offerdahl (linebacker) – AP 1990; Writers 1990; PFW 1990; SN 1990; NEA 1990.
Lousaka Polite (fullback) – SI 2009.
Fuad Revez (kicker) – PFW 1985.
Reggie Roby (punter) – AP 1984; Writers 1984; NEA 1984; PFW 1984-85; SN 1984.
Jake Scott (safety) – Writers 1973; AP 1973-74; PFW 1972, 1974.
Bill Stanfill (defensive end) – AP 1972; Writers 1973; NEA 1973.
Dwight Stephenson (center) – Writers 1983-87; NEA 1983-86; PFW 1983-87; AP 1984-87; SN 1984-86.
Pete Stoyanovich (kicker) – NEA 1991; AP 1992; SN 1992.
Patrick Surtain (cornerback) – AP 2002; FD 2002; PFW 2002; SI 2000; SN 2002-03.
Jason Taylor (defensive end) – AP 2000, 2002, 2006; FD 2002; PFW 2000, 2002, 2006; SI 2002, 2006; SN 2000, 2002, 2006.
Zach Thomas (linebacker) – AP 1998-99, 2002-03, 2006; SI 2003, 2005.
Cameron Wake (linebacker/defensive end) – SN 2010, 2012; AP 2012; PFW 2012; SI 2012.
Fulton Walker (kick returner) – Writers 1983; PFW 1983; SN 1983.
Paul Warfield (wide receiver) – AP 1971, 1973; NEA 1971-72; Writers 1971; PFW 1971.
Richmond Webb (tackle) – AP 1992, 1994; SN 1992, 1994; PFW 1994; Writers 1994.
Garo Yepremian (kicker) – Writers 1971, 1973; AP 1971, 1973; PFW 1971, 1973; NEA 1973.
Delvin Williams (running back) – AP 1978.
Ricky Williams (running back) – AP 2002; FD 2002; PFW 2002; SN 2002.

ALL-NFL (SECOND TEAM)†

Dick Anderson (safety) – Writers 1973.
Trace Armstrong (defensive end) – AP 2000.
Bob Baumhower (defensive tackle) – AP 1979, 1981-82, 1984; NEA 1981-82.
Nick Buoniconti (linebacker) – AP 1972; Writers 1972; PFW 1973.
Mark Clayton (wide receiver) – AP 1984.
Larry Csonka (fullback) – AP 1972; Writers 1972; NEA 1973.
Manny Fernandez (defensive tackle) – NEA 1973.
Brandon Fields (punter) – AP 2013.
Tim Foley (safety) – NEA 1979.
Irving Fryar (wide receiver) – AP 1994.
Brent Grimes (cornerback) – AP 2014.
Keith Jackson (tight end) – AP 1992.
Bob Kuechenberg (guard) – Writers 1975; NEA 1977-78.
Jim Langer (center) – PFW 1973; AP 1976; NEA 1978.
Larry Little (guard) – NEA 1975, 1978; AP 1977-78.
Jake Long (tackle) – AP 2009.
Sam Madison (cornerback) – AP 1998; AP 2001.
Dan Marino (quarterback) – AP 1983, 1994-95; NEA 1985-86, 1992.
Earl Morrall (quarterback) – NEA 1972.
Ed Newman (guard) – AP 1981-83; NEA 1981, 1983.
John Offerdahl (linebacker) – AP 1986.

Louis Oliver (safety) – AP 1992.
 Joey Porter (linebacker) – AP 2008.
 Reggie Roby (punter) – NEA 1985, 1991; AP 1991.
 Jake Scott (safety) – Writers 1972, 1975; AP 1972; NEA 1972-73.
 Keith Sims (guard) – AP 1994.
 Bill Stanfill (defensive end) – Writers 1974; NEA 1974; PFW 1973.
 Dwight Stephenson (center) – AP 1983.
 Pete Stoyanovich (kicker) – AP 1990; NEA 1992.
 Patrick Surtain (cornerback) – AP 2003.
 Jason Taylor (defensive end) – AP 2001.
 Zach Thomas (linebacker) – AP 2001, 2005; FD 2003.
 Uwe von Schamann (kicker) – AP 1982.
 Cameron Wake (linebacker/defensive end) – AP 2010, 2014.
 Paul Warfield (wide receiver) – AP 1972; Writers 1973; NEA 1973; PFW 1973.
 Richmond Webb (tackle) – AP 1993, 1995.
 Delvin Williams (running back) – NEA 1978.

† Writers discontinued Second Team in 1976

ALL-AFC SELECTIONS*

Dick Anderson (safety) – AP 1972-73; UPI 1972-73; SN 1972-74; PFW 1973.
 Trace Armstrong (defensive end) – PFW 2000.
 Bob Baumhower (defensive tackle) – SN 1979; PFW 1979, 1981, 1983; UPI 1981-83.
 Doug Betters (defensive end) – UPI 1983; PFW 1983.
 Nick Buoniconti (linebacker) – AP 1972.
 Mark Clayton (wide receiver) – PFW 1984; UPI 1985.
 Bryan Cox (linebacker) – UPI 1992; FN 1992.
 Larry Csonka (fullback) – PFW 1970, 1973; AP 1972-73; UPI 1971-73; SN 1971-73.
 Vern Den Herder (defensive end) – AP 1972.
 A.J. Duhe (linebacker) – UPI 1981.
 Mark Duper (wide receiver) – UPI 1984.
 Norm Evans (tackle) – AP 1973; SN 1974.
 Manny Fernandez (defensive tackle) – SN 1971.
 Brandon Fields (punter) – PFW 2013.
 Roy Foster (guard) – UPI 1985-86; PFW 1986.
 Irving Fryar (wide receiver) – UPI 1994.
 Bob Griese (quarterback) – SN 1970-71, 1973; AP 1971; UPI 1971, 1977; PFW 1971, 1977.
 Brent Grimes (cornerback) – PFW 2013.
 Duriel Harris (kick returner) – PFW 1976.
 Larry Izzo (special teamer) – PFW 2000.
 Keith Jackson (tight end) – UPI 1992.
 Bob Kuechenberg (guard) – PFW 1974, 1978; SN 1975, 1978 (tackle).
 Jim Langer (center) – PFW 1973-77; AP 1974-76; UPI 1973-77; SN 1973-77.
 Larry Little (guard) – AP 1971-75; UPI 1971-75; SN 1971-74; PFW 1971, 1973, 1975.
 Sam Madison (cornerback) – FN 1998-99; PFW 1999-01.
 Olindo Mare (kicker) – PFW 1999.
 Dan Marino (quarterback) – UPI 1983-86, 1992, 1994; FN 1992, 1994; PFW 1983-86.
 Brock Marion (safety) – PFW 2000.
 Nat Moore (wide receiver) – PFW 1977; SN 1977; UPI 1977.
 Earl Morrall (quarterback) – AP 1972; SN 1972.
 Tony Nathan (punt returner) – SN 1979.
 Ed Newman (guard) – UPI 1982-84; PFW 1984.
 John Offerdahl (linebacker) – UPI 1986, 1988, 1990; PFW 1986; FN 1990.
 Adewale Ogunleye (defensive end) – PFW 2003.
 Louis Oliver (safety) – UPI 1992.
 Reggie Roby (punter) – UPI 1984-85, 1991; PFW 1984-85, 1987; FN 1991.
 Jake Scott (safety) – FN 1970; AP 1971-75; UPI 1971-73, 1975; SN 1972-73, 1975; PFW 1974.
 Keith Sims (guard) – UPI 1994; FN 1994.
 Bill Stanfill (defensive end) – UPI 1971-74; AP 1972-74; SN 1972-74; PFW 1973.
 Dwight Stephenson (center) – UPI 1983-87; PFW 1983-87; FN 1983, 1986-87.
 Pete Stoyanovich (kicker) – UPI 1992.
 Patrick Surtain (cornerback) – PFW 2002-03; FD 2003.
 Jason Taylor (defensive end) – PFW 2000, 2002, 2006; FN 2000.
 Zach Thomas (linebacker) – PFW 2002, 2006.
 Matt Turk (punter) – FN 2001.
 Cameron Wake (defensive end) – PFW 2013.
 Fulton Walker (kick returner) – PFW 1983.
 Paul Warfield (wide receiver) – AP 1971-73; UPI 1971, 1973; SN 1970-73; PFW 1971, 1973-74.
 Richmond Webb (tackle) – UPI 1992-95; FN 1992-94.
 Delvin Williams (running back) – UPI 1978; SN 1978; PFW 1978.
 Ricky Williams (running back) – PFW 2002.

Garo Yepremian (kicker) – PFW 1971, 1973; SN 1971, 1973; AP 1973.

*Only UPI, PFW and FN continue to choose All-AFC

KEY TO AWARDS

AP – Associated Press; UPI – United Press International; NEA – Newspaper Enterprise Association; SN – Sporting News; PFW – Pro Football Weekly; Writers – Pro Football Writers; FN – Football News; FD – Football Digest; SI – Sports Illustrated.

PRO BOWL SELECTIONS

(Starters Capitalized)

- 1970 – RB Larry Csonka, QB Bob Griese, WR Paul Warfield.
1971 – RB LARRY CSONKA, QB BOB GRIESE, G Larry Little, RB Mercury Morris, S Jake Scott (dnp), DE Bill Stanfill, WR PAUL WARFIELD.
1972 – S Dick Anderson, LB Nick Buoniconti (dnp), RB Larry Csonka (dnp), T Norm Evans, G LARRY LITTLE, RB Mercury Morris, S JAKE SCOTT, DE Bill Stanfill (dnp), WR Paul Warfield (dnp).
1973 – S DICK ANDERSON, LB Nick Buoniconti, RB Larry Csonka (dnp), QB Bob Griese, C JIM LANGER, G LARRY LITTLE, T Wayne Moore (dnp), RB Mercury Morris (dnp), S JAKE SCOTT, DE Bill Stanfill (dnp), WR Paul Warfield (dnp), K GARO YEPREMIAN.
1974 – S DICK ANDERSON, RB Larry Csonka, T Norm Evans, QB Bob Griese, G Bob Kuechenberg, C JIM LANGER, G LARRY LITTLE, DE BILL STANFILL, S Jake Scott (dnp), WR Paul Warfield.
1975 – G BOB KUECHENBERG, C JIM LANGER, S JAKE SCOTT.
1976 – C JIM LANGER.
1977 – QB BOB GRIESE, G Bob Kuechenberg, C JIM LANGER, WR NAT MOORE.
1978 – QB Bob Griese, G Bob Kuechenberg, C Jim Langer, RB DELVIN WILLIAMS, K GARO YEPREMIAN.
1979 – DT BOB BAUMHOWER, LB Kim Bokamper, S Tim Foley.
1980 – NO SELECTIONS.
1981 – DT BOB BAUMHOWER, G Ed Newman.
1982 – DT Bob Baumhower, RB Andra Franklin, G Ed Newman (dnp), G Bob Kuechenberg¹.
1983 – DT BOB BAUMHOWER, DE DOUG BETTERS, WR Mark Duper, G Bob Kuechenberg², QB DAN MARINO (dnp), G ED NEWMAN, C DWIGHT STEPHENSON.
1984 – DT Bob Baumhower (dnp), WR Mark Clayton, LB A.J. Duhe, WR MARK DUPER, QB DAN MARINO, G ED NEWMAN, P REGGIE ROBY, C DWIGHT STEPHENSON.
1985 – WR Mark Clayton, G Roy Foster, QB DAN MARINO (dnp), C DWIGHT STEPHENSON.
1986 – WR Mark Clayton³, WR Mark Duper (dnp), G Roy Foster, QB DAN MARINO (dnp), LB JOHN OFFERDAHL, C DWIGHT STEPHENSON (dnp).
1987 – QB Dan Marino (dnp), LB John Offerdahl, C Dwight Stephenson (dnp).
1988 – WR Mark Clayton, LB JOHN OFFERDAHL (dnp), NT Brian Sochia⁴.
1989 – TE Ferrell Edmunds, LB JOHN OFFERDAHL, P REGGIE ROBY.
1990 – DE Jeff Cross, TE Ferrell Edmunds, LB JOHN OFFERDAHL, T Richmond Webb.
1991 – WR MARK CLAYTON, QB Dan Marino (dnp), T Richmond Webb.
1992 – LB BRYAN COX, TE KEITH JACKSON (dnp), QB DAN MARINO, T RICHMOND WEBB.
1993 – FB Keith Byars, WR Irving Fryar⁵, TE Keith Jackson (dnp), G Keith Sims, T RICHMOND WEBB.
1994 – LB Bryan Cox, WR Irving Fryar, QB DAN MARINO (dnp), G KEITH SIMS, T RICHMOND WEBB.
1995 – LB Bryan Cox, QB DAN MARINO (dnp), G KEITH SIMS, T RICHMOND WEBB.
1996 – T Richmond Webb.
1997 – NO SELECTIONS.
1998 – DT TIM BOWENS (dnp).
1999 – CB SAM MADISON, K OLINDO MARE, LB ZACH THOMAS⁶.
2000 – DE TRACE ARMSTRONG, ST LARRY IZZO, CB SAM MADISON, S Brock Marion, C Tim Ruddy⁷, DE JASON TAYLOR, LB Zach Thomas⁸.
2001 – CB SAM MADISON (dnp), LB Zach Thomas (dnp).
2002 – DT Tim Bowens, CB Sam Madison⁹, S Brock Marion, CB PATRICK SURTAIN (dnp), DE JASON TAYLOR, LB ZACH THOMAS, RB RICKY WILLIAMS¹⁰.
2003 – DE ADEWALE OGUNLEYE, S BROCK MARION, CB PATRICK SURTAIN, LB ZACH THOMAS.
2004 – DE JASON TAYLOR¹¹, CB Patrick Surtain (dnp)¹².
2005 – WR Chris Chambers, DE JASON TAYLOR (dnp), LB Zach Thomas (dnp).
2006 – DE JASON TAYLOR, LB ZACH THOMAS¹³.
2007 – DE Jason Taylor (dnp).
2008 – RB Ronnie Brown, T Jake Long¹⁴, LB JOEY PORTER
2009 – S Yermiah Bell¹⁵, K DAN CARPENTER¹⁶, T JAKE LONG (dnp)
2010 – LS John Denney¹⁷, T JAKE LONG (dnp), DE Randy Starks¹⁸, LB CAMERON WAKE
2011 – T JAKE LONG (dnp), WR Brandon Marshall, DT Paul Soliai¹⁹
2012 – LS JOHN DENNEY²⁰, G RICHIE INCOGNITO²¹, DT Randy Starks²², DE CAMERON WAKE
2013 – P BRANDON FIELDS, CB Brent Grimes, C MIKE POUNCEY, DE Cameron Wake
2014 – CB BRENT GRIMES, G MIKE POUNCEY²³, DE CAMERON WAKE

¹ Replaced injured Ed Newman, ² Replaced injured John Hannah, ³ Replaced injured Mark Duper, ⁴ Replaced injured Tim Krumrie,

⁵ Replaced injured Webster Slaughter, ⁶ Replaced Ray Lewis as starter, ⁷ Replaced injured Tom Nalen, ⁸ Selected as need player,

⁹ Replaced injured Patrick Surtain, ¹⁰ Replaced Priest Holmes as starter, ¹¹ Replaced John Abraham as starter, ¹² Replaced injured Chris McAllister, ¹³ Replaced injured Al Wilson as starter, ¹⁴ Replaced injured Jason Peters, ¹⁵ Replaced Antoine Bethea (Super Bowl),

¹⁶ Replaced injured Nate Kaeding, ¹⁷ Coaches selection, ¹⁸ Replaced Brett Keisel (Super Bowl), ¹⁹ Replaced Vince Wilfork (Super Bowl),

²⁰ Coaches selection, ²¹ Replaced Marshal Yanda (Super Bowl), ²² Replaced injured Vince Wilfork, ²³ Replaced injured Mike Iupati.

AFL ALL-STAR GAME

(1966-69)

1966 – DE Ed Cooke, LB Tom Erlandson, CB Jimmy Warren, S Willie West
1967 – LB John Bramlett, WR Jack Clancy, QB Bob Griese, CB Dick Westmoreland
1968 – QB Bob Griese, RB Jim Kiick, WR Karl Noonan
1969 – George Wilson (coach), LB Nick Buoniconti, C Tom Goode, RB Jim Kiick, G Larry Little, DE Bill Stanfill

NFL ALL-DECADE TEAMS

(Named by members of the Pro Football Hall of Fame selection committee)

Decade	First Team	Second Team
1960s	LB Nick Buoniconti (1969)	FB Cookie Gilchrist (1966-67) TE Dave Kocourek (1966)
1970s	C Jim Langer (1970-79) G Larry Little (1970-79) HC Don Shula (1970-79) K Garo Yepremian (1970-78)	S Dick Anderson (1970-77) WR Paul Warfield (1970-74)
1980s	C Dwight Stephenson (1980-87)	P Reggie Roby (1983-89)
1990s		T Richmond Webb (1990-99)
2000s		LB Joey Porter (2007-09) DE Jason Taylor (2000-07, 2009) LB Zach Thomas (2000-07)

* 1960s represents the AFL All-Decade team

DON SHULA LEADERSHIP AWARD

1989 – WR/RB Jim Jensen	2002 – DE Jason Taylor
1990 – LB Hugh Green	2003 – LB Junior Seau
1991 – LB Cliff Odom	2004 – LB Junior Seau
1992 – LB Bryan Cox	2005 – LB Zach Thomas
1993 – CB Troy Vincent	2006 – DE Jason Taylor
1994 – WR Irving Fryar	2007 – DE Jason Taylor
1995 – QB Dan Marino	2008 – QB Chad Pennington
1996 – WR Fred Barnett	2009 – S Yermiah Bell, LB Jason Taylor
1997 – QB Dan Marino	2010 – LB Karlos Dansby
1998 – LB Zach Thomas	2011 – LB Karlos Dansby
1999 – LB Zach Thomas	2012 – C Mike Pouncey
2000 – LB Derrick Rodgers	2013 – DE Cameron Wake
2001 – LB Derrick Rodgers	2014 – DE Cameron Wake

NAT MOORE COMMUNITY SERVICE AWARD

1987 – CB Don McNeal	2000 – DE Trace Armstrong, DE Jason Taylor, LB Zach Thomas
1988 – K Fuad Revez	2001 – LB Twan Russell
1989 – LB John Offerdahl	2002 – LB Tommy Hendricks
1990 – LB John Offerdahl	2003 – S Shawn Wooden
1991 – FB Tony Paige	2004 – CB Sam Madison
1992 – S Liffort Hobley	2005 – WR Wes Welker
1993 – LB John Offerdahl	2006 – S Renaldo Hill
1994 – LB Bryan Cox	2007 – T Vernon Carey, TE Justin Peelle
1995 – LB Bryan Cox	2008 – LB Akin Ayodele
1996 – QB Dan Marino	2009 – FB Lousaka Polite
1997 – S Shawn Wooden	2010 – FB Lousaka Polite
1998 – QB Dan Marino	2011 – K Dan Carpenter, P Brandon Fields
1999 – CB Terrell Buckley, CB Ray Hill, S Calvin Jackson, CB Greg Jeffries, S Brock Marion, CB Patrick Surtain, CB Jerry Wilson, S Shawn Wooden	2012 – P Brandon Fields
	2013 – LS John Denny, P Brandon Fields
	2014 – T Jason Fox

WINNING EDGE AWARD

2005 – Team President Eddie Jones

ED BLOCK COURAGE AWARD

(Dolphins recipient)

1984 – WR Nat Moore	1999 – LB O.J. Brigrance
1985 – RB Woody Bennett	2000 – DT Daryl Gardener
1986 – LB Charles Bowser	2001 – LB Scott Galyon
1987 – T Jon Giesler	2002 – RB Robert Edwards
1988 – S Glenn Blackwood	2003 – G Jamie Nails
1989 – CB Don McNeal	2004 – DE David Bowens
Special Teams Coach Mike Westhoff	2005 – S Yeremiah Bell
1990 – S Liffort Hobley	2006 – LB Zach Thomas
1991 – RB Sammie Smith	2007 – CB André Goodman
1992 – LB John Grimsley	2008 – RB Ronnie Brown
1993 – LB John Offerdahl	2009 – G Justin Smiley
1994 – CB Troy Vincent	2010 – RB Patrick Cobbs
1995 – QB Dan Marino	2011 – T Jake Long
1996 – RB Bernie Parmalee	2012 – DT Tony McDaniel
1997 – WR O.J. McDuffie	2013 – DT Paul Soliai
1998 – LB Larry Izzo	2014 – WR Brandon Gibson
Team President Eddie Jones	

COACH OF THE YEAR

NFL

1970 – Don Shula, SN, PFW
1971 – Don Shula, FN
1972 – Don Shula, SN, PFW, FN

AFC

1971 – Don Shula, AP, UPI, PFW
1972 – Don Shula, PFW
1993 – Don Shula, FN

NFL MAN OF THE YEAR

1971 – Joe Robbie, FN	1998 – Dan Marino, NFL
1982 – Don Shula, FN	2007 – Jason Taylor, NFL
1985 – Dwight Stephenson, NFL	

BERT BELL AWARD

(NFL MVP as awarded by Maxwell Club)

1977 – QB Bob Griese	1984 – QB Dan Marino
----------------------	----------------------

NFL DEFENSIVE PLAYER OF THE YEAR

1973 – S Dick Anderson	2006 – DE Jason Taylor
1983 – DE Doug Betters	

ROOKIE OF THE YEAR

1977 – LB A.J. Duhe, AP, PFW (NFL Defensive), UPI, SN (AFC)
1983 – QB Dan Marino, SN
1986 – LB John Offerdahl, Old Spice NFL, PFW (NFL Defensive, co-winner)
1987 – RB Troy Stradford, AP, NFL Films (Offensive), PFW (NFL Offensive)
1990 – T Richmond Webb, UPI (AFC), PFW, SN
1992 – DE Marco Coleman, FN (NFL Defensive)
1994 – DT Tim Bowens, AP (NFL Defensive), PFW (NFL Defensive)
1996 – LB Zach Thomas, Mackey Award (AFC Defensive)
1997 – LB Derrick Rodgers, Sports Illustrated (NFL Defensive)
2001 – WR Chris Chambers, FN, FD (NFL Offensive)

SUPER BOWL MVP

1972 – S Jake Scott (Super Bowl VII)	● 1973 – FB Larry Csonka (Super Bowl VIII)
● All-Time Silver Anniversary Super Bowl Team	

PRO BOWL MVP

1974 – K Garo Yepremian	2011 – WR Brandon Marshall
2003 – RB Ricky Williams	

NFL COMEBACK PLAYER OF THE YEAR

1972 – QB Earl Morrall	1994 – QB Dan Marino
1979 – FB Larry Csonka	2008 – QB Chad Pennington

NFL ALUMNI ASSOCIATION AWARDS

- 1984 – Dan Marino, NFL Quarterback of the Year
1985 – Dan Marino, NFL Quarterback of the Year
Dwight Stephenson, NFL Offensive Lineman of the Year
1986 – Dan Marino, NFL Quarterback of the Year
1998 – Zach Thomas, NFL Linebacker of the Year
1999 – Sam Madison, NFL Defensive Back of the Year
Olindo Mare, NFL Special Teams Player of the Year
2002 – Patrick Surtain, NFL Defensive Back of the Year
Jason Taylor, NFL Pass Rusher of the Year
2005 – Jason Taylor, NFL Defensive Lineman of the Year
2006 – Jason Taylor, NFL Defensive Lineman of the Year
Zach Thomas, NFL Linebacker of the Year
2008 – Tony Sparano, NFL Coach of the Year

NFL PLAYERS ASSOCIATION AWARDS

- 1970 – Larry Little, AFC Offensive Lineman of the Year
1971 – Bob Griese, AFC Quarterback of the Year
Larry Little, AFC Offensive Lineman of the Year
Mercury Morris, AFC Kick Returner of the Year
Garo Yepremian, AFC Kicker of the Year
1972 – Larry Little, AFC Offensive Lineman of the Year
Earl Morrall, AFC Quarterback of the Year
1977 – A.J. Duhe, AFC Defensive Rookie of the Year
Leroy Harris, AFC Offensive Rookie of the Year
1983 – Doug Betters, AFC Defensive Lineman of the Year
Dwight Stephenson, AFC Offensive Lineman of the Year
1984 – Dan Marino, AFC Most Valuable Player
Dwight Stephenson, AFC Offensive Lineman of the Year
1985 – Dwight Stephenson, AFC Offensive Lineman of the Year
1986 – Dan Marino, AFC Most Valuable Player
Dwight Stephenson, AFC Offensive Lineman of the Year
1987 – Dwight Stephenson, AFC Offensive Lineman of the Year
Troy Stradford, AFC Offensive Rookie of the Year
1992 – Richmond Webb, AFC Offensive Lineman of the Year
Marco Coleman, AFC Defensive Rookie of the Year
1993 – Richmond Webb, AFC Co-Offensive Lineman of the Year
1994 – Dan Marino, AFC Most Valuable Player; AFC Comeback Player of the Year
Richmond Webb, AFC Offensive Lineman of the Year
1996 – Zach Thomas, AFC Defensive Rookie of the Year

DOLPHINS IN FLORIDA SPORTS HALL OF FAME

- | | |
|-----------------------------------|--|
| 1972 Miami Dolphins, 1972 | QB Dan Marino, 1983-99 |
| S Dick Anderson, 1968-77 | QB George Mira, 1971 |
| LB Nick Buoniconti, 1969-76 | WR Nat Moore, 1974-86 |
| RB Rick Casares, 1966 | QB Earl Morrall, 1972-76 |
| FB Larry Csonka, 1968-74, 1979 | Founder Joe Robbie, 1966-89 |
| QB Bob Griese, 1967-80 | Coach Howard Schnellenberger, 1970-72, 1975-79 |
| Owner Wayne Huizenga, 1990-06 | Head Coach Don Shula, 1970-95 |
| Head Coach Jimmy Johnson, 1996-99 | WR Freddie Solomon, 1975-77 |
| QB Bernie Kosar, 1994-96 | WR Paul Warfield, 1970-74 |
| G Larry Little, 1969-80 | K Garo Yepremian, 1970-78 |

COLLEGE ALL-STAR GAME, CHICAGO

- 1966 – LB Frank Emanuel, Tennessee
1967 – WR Jack Clancy, Michigan; QB Bob Griese, Purdue; T Jim Riley, Oklahoma
1968 – TE Jim Cox, Miami (Fla.); RB Larry Csonka, Syracuse (MVP); RB Jim Kiick, Wyoming
1969 – DT Bob Heinz, Pacific; DE Bill Stanfill, Georgia
1970 – none selected
1971 – CB Ron Dickerson, Kansas State
1972 – DT Mike Kadish, Notre Dame
1973 – Dolphins 14, All-Stars 3
1974 – DE Don Reese, Jackson State; RB Benny Malone, Arizona State; CB Jeris White, Hawaii;
Game cancelled during players' strike
1975 – T Darryl Carlton, Tampa; QB/WR Freddie Solomon, Tampa; RB Stan Winfrey, Arkansas State
1976 – LB Kim Bokamper, San Jose State; LB Larry Gordon, Arizona State; WR Duriel Harris, New Mexico State

THIRD DOWN AWARD

(most valuable, NEA, voted by players)

1966 – S Willie West	1973 – LB Nick Buoniconti
1967 – C Tom Goode	1974 – QB Bob Griese
1968 – QB Bob Griese	1975 – QB Bob Griese
1969 – LB Nick Buoniconti	1976 – WR Nat Moore
1970 – WR Paul Warfield	1977 – WR Nat Moore
1971 – FB Larry Csonka	1978 – RB Delvin Williams
1972 – FB Larry Csonka	1979 – DE Vern Den Herder

(Discontinued in 1980)

NFL'S UNSUNG PLAYER

1973 – DE Manny Fernandez

DOLPHINS HONOR ROLL

Sept. 16, 1990	–	Founder Joe Robbie (1966-89)
Nov. 19, 1990	–	FB Larry Csonka (1968-74, 1979), QB Bob Griese (1967-80), C Jim Langer (1970-79) and WR Paul Warfield (1970-74)
Nov. 18, 1991	–	LB Nick Buoniconti (1969-76)
Nov. 16, 1992	–	1972 Undefeated Team
Dec. 13, 1993	–	G Larry Little (1969-80)
Dec. 12, 1994	–	C Dwight Stephenson (1980-87)
Dec. 11, 1995	–	G Bob Kuechenberg (1970-84)
Nov. 25, 1996	–	Head Coach Don Shula (1970-95)
Dec. 5, 1999	–	WR Nat Moore (1974-86)
Sept. 17, 2000	–	QB Dan Marino (1983-99)
Dec. 15, 2003	–	WR Mark Clayton (1983-92) and Mark Duper (1982-92)
Dec. 3, 2006	–	S Dick Anderson (1968-77)
Dec. 25, 2006	–	T Richmond Webb (1990-2000)
Dec. 14, 2008	–	DT Bob Baumhower (1977-86) and DE Doug Betters (1978-87)
Nov. 18, 2010	–	S Jake Scott (1970-75) and DE Bill Stanfill (1969-76)
Dec. 4, 2011	–	TE Jim Mandich (1970-77)
Oct. 14, 2012	–	DE/LB Jason Taylor (1997-2007, 2009, 2011) and LB Zach Thomas (1996-2007)
Dec. 14, 2012	–	Defensive Coordinator Bill Arnsparger (1969-74, 1976-83)
Oct. 31, 2013	–	LB John Offerdahl (1986-93)
Dec. 21, 2014	–	DT Manny Fernandez (1968-1975)

DOLPHINS WALK OF FAME

Dec. 4, 2011	–	LB Nick Buoniconti (1969-76), FB Larry Csonka (1968-74, 1979), QB Bob Griese (1967-80), C Jim Langer (1970-79), G Larry Little (1969-80), QB Dan Marino (1983-99), Founder Joe Robbie (1966-89), Head Coach Don Shula (1970-95), C Dwight Stephenson (1980-87) and WR Paul Warfield (1970-74).
Dec. 16, 2012	–	DT Tim Bowens (1994-2004), LB A.J. Duhe (1977-84), DT Manny Fernandez (1968-75), WR Nat Moore (1974-86), QB Earl Morrall (1972-76), QB Don Strock (1974-87).
Dec. 29, 2013	–	DE/LB Kim Bokamper (1977-85), WR O.J. McDuffie (1993-2001), RB Mercury Morris (1969-75), G Keith Sims (1990-97).
Sept. 21, 2014	–	DE Jeff Cross (1988-96), CB Sam Madison (1997-2005), RB Tony Nathan (1979-87), G Ed Newman (1973-84).

SILVER ANNIVERSARY TEAM

(selected by fans)

QB	Bob Griese (1967-80)	DE	Vern Den Herder (1971-81)
RB	Mercury Morris (1969-75)	DE	Doug Betters (1978-87)
FB	Larry Csonka (1968-74, 1979)	NT	Manny Fernandez (1968-75)
WR	Paul Warfield (1970-74)	LB	Bob Brudzinski (1981-89)
WR	Mark Clayton (1983-92)	LB	Larry Gordon (1976-82)
TE	Bruce Hardy (1978-89)	LB	John Offerdahl (1986-93)
G	Bob Kuechenberg (1970-84)	LB	Nick Buoniconti (1969-76)
G	Larry Little (1969-80)	CB	Tim Foley (1970-80)
T	Norm Evans (1966-75)	CB	Don McNeal (1980-89)
T	Jon Giesler (1979-88)	S	Dick Anderson (1968-77)
C	Dwight Stephenson (1980-87)	S	Jake Scott (1970-75)
K	Garoy Yepremian (1970-78)	P	Reggie Roby (1983-92)

(Greatest Game - San Diego 41 at Miami 38 (OT) on Jan. 2, 1982)

SPORTS ILLUSTRATED SPORTSMAN OF THE YEAR

1993 – Head Coach Don Shula

PFWA GEORGE HALAS AWARD

2002 – RB Robert Edwards

PFWA "GOOD GUY" AWARD

(Dolphins Chapter)

2001 – LB Zach Thomas	2008 – DE Vonnie Holliday
2002 – T/G Mark Dixon	2009 – WR Greg Camarillo
2003 – DT Larry Chester	2010 – RB Ronnie Brown
2004 – DE David Bowens	2011 – S Jeremiah Bell
2005 – DT Vonnie Holliday/RB Ricky Williams	2012 – RB Reggie Bush/G Richie Incognito
2006 – DE Kevin Carter	2013 – WR Mike Wallace
2007 – CB André Goodman	2014 – DT Jared Odrick

DOLPHINS ANNUAL PERFORMANCE AWARDS

DAN MARINO MOST VALUABLE PLAYER

1966 – RB Joe Auer
1967 – QB Bob Griese
1968 – QB Bob Griese
1969 – LB Nick Buoniconti
1970 – QB Bob Griese, WR Paul Warfield
1971 – QB Bob Griese
1972 – QB Earl Morrall
1973 – FB Larry Csonka
1974 – QB Bob Griese
1975 – C Jim Langer
1976 – LB Steve Towle
1977 – QB Bob Griese
1978 – RB Delvin Williams
1979 – FB Larry Csonka
1980 – QB David Woodley
1981 – RB Tony Nathan
1982 – FB Andra Franklin
1983 – QB Dan Marino
1984 – QB Dan Marino
1985 – QB Dan Marino
1986 – QB Dan Marino
1987 – QB Dan Marino
1988 – QB Dan Marino
1989 – QB Dan Marino
1990 – QB Dan Marino
1991 – QB Dan Marino
1992 – QB Dan Marino
1993 – FB Keith Byars
1994 – QB Dan Marino
1995 – QB Dan Marino
1996 – LB Zach Thomas
1997 – WR O.J. McDuffie
1998 – WR O.J. McDuffie
1999 – CB Sam Madison
2000 – DE Jason Taylor
2001 – LB Zach Thomas
2002 – DE Jason Taylor, RB Ricky Williams
2003 – DE Adewale Ogunleye
2004 – DE Jason Taylor
2005 – WR Chris Chambers
2006 – DE Jason Taylor
2007 – Vacant
2008 – QB Chad Pennington, LB Joey Porter

2009 – RB Ricky Williams
2010 – Vacant
2011 – QB Matt Moore
2012 – DE Cameron Wake
2013 – CB Brent Grimes
2014 – QB Ryan Tannehill

NEWCOMER OF THE YEAR

(1996-2003)

1996 – LB Zach Thomas
1997 – DE Jason Taylor
1998 – LB Robert Jones
1999 – WR Tony Martin
2000 – RB Lamar Smith
2001 – WR Chris Chambers
2002 – RB Ricky Williams
2003 – T Wade Smith

OUTSTANDING OFFENSIVE BACK

(1966-95)

1966 – RB Joe Auer
1967 – QB Bob Griese
1968 – WR Karl Noonan
1969 – RB Jim Kiick
1970 – FB Larry Csonka, RB Jim Kiick
1971 – FB Larry Csonka
1972 – FB Larry Csonka
1973 – FB Larry Csonka
1974 – FB Larry Csonka
1975 – FB Don Nottingham, FB Norm Bulaich
1976 – QB Bob Griese
1977 – QB Bob Griese
1978 – RB Delvin Williams
1979 – FB Larry Csonka
1980 – QB David Woodley
1981 – RB Tony Nathan
1982 – FB Andra Franklin
1983 – QB Dan Marino
1984 – QB Dan Marino
1985 – QB Dan Marino
1986 – QB Dan Marino
1987 – QB Dan Marino
1988 – QB Dan Marino
1989 – QB Dan Marino
1990 – QB Dan Marino

1991 – RB Mark Higgs
 1992 – QB Dan Marino
 1993 – FB Keith Byars
 1994 – QB Dan Marino
 1995 – RB Bernie Parmalee

OUTSTANDING RECEIVER

(1971-95)

1971 – Paul Warfield
 1972 – Paul Warfield
 1973 – Paul Warfield
 1974 – Nat Moore
 1975 – Nat Moore
 1976 – Nat Moore
 1977 – Nat Moore
 1978 – Nat Moore
 1979 – Nat Moore
 1980 – Duriel Harris
 1981 – Duriel Harris
 1982 – Duriel Harris
 1983 – Mark Duper
 1984 – Mark Clayton
 1985 – Mark Clayton
 1986 – Mark Duper
 1987 – Mark Clayton
 1988 – Mark Clayton
 1989 – Mark Clayton
 1990 – Mark Duper
 1991 – Mark Clayton
 1992 – Keith Jackson (TE)
 1993 – Irving Fryar
 1994 – Irving Fryar
 1995 – O.J. McDuffie

OUTSTANDING OFFENSIVE LINEMAN

(1966-95)

1966 – C Tom Goode
 1967 – T Norm Evans
 1968 – T Norm Evans
 1969 – C Tom Goode
 1970 – G Larry Little
 1971 – G Larry Little
 1972 – G Larry Little
 1973 – C Jim Langer
 1974 – C Jim Langer
 1975 – C Jim Langer
 1976 – C Jim Langer
 1977 – C Jim Langer
 1978 – G Bob Kuechenberg
 1979 – G Bob Kuechenberg
 1980 – G Ed Newman
 1981 – G Ed Newman
 1982 – C Dwight Stephenson
 1983 – C Dwight Stephenson
 1984 – C Dwight Stephenson
 1985 – C Dwight Stephenson
 1986 – C Dwight Stephenson
 1987 – C Dwight Stephenson
 1988 – T Ronnie Lee
 1989 – T Jeff Dellenbach
 1990 – T Richmond Webb
 1991 – T Richmond Webb
 1992 – T Richmond Webb
 1993 – T Richmond Webb
 1994 – T Richmond Webb
 1995 – T Richmond Webb

OUTSTANDING DEFENSIVE BACK

(1966-95)

1966 – S Willie West
 1967 – CB Jimmy Warren
 1968 – CB Jimmy Warren
 1969 – to linebacker
 1970 – to linebacker
 1971 – S Jake Scott
 1972 – S Dick Anderson
 1973 – S Dick Anderson
 1974 – CB Curtis Johnson
 1975 – CB Curtis Johnson
 1976 – S Charlie Babb
 1977 – S Tim Foley
 1978 – S Tim Foley
 1979 – S Tim Foley
 1980 – CB Don McNeal
 1981 – S Glenn Blackwood
 1982 – CB Don McNeal
 1983 – CB William Judson
 1984 – CB William Judson
 1985 – CB William Judson
 1986 – CB William Judson
 1987 – CB Paul Lankford
 1988 – S Jarvis Williams
 1989 – S Jarvis Williams
 1990 – S Jarvis Williams
 1991 – S Louis Oliver
 1992 – S Louis Oliver
 1993 – CB Troy Vincent
 1994 – CB Troy Vincent
 1995 – CB Troy Vincent

OUTSTANDING LINEBACKER

(1969-95)

1969 – Ed Weisacosky
 1970 – Nick Buoniconti
 1971 – Nick Buoniconti
 1972 – Nick Buoniconti
 1973 – Nick Buoniconti
 1974 – Nick Buoniconti
 1975 – Bob Matheson
 1976 – Steve Towle
 1977 – Steve Towle
 1978 – Larry Gordon
 1979 – Larry Gordon
 1980 – Kim Bokamper
 1981 – Earnie Rhone
 1982 – A.J. Duhe
 1983 – Bob Brudzinski
 1984 – Bob Brudzinski
 1985 – Hugh Green
 1986 – John Offerdahl
 1987 – John Offerdahl
 1988 – John Offerdahl
 1989 – Barry Krauss
 1990 – John Offerdahl
 1991 – Bryan Cox
 1992 – Bryan Cox
 1993 – Bryan Cox
 1994 – Bryan Cox
 1995 – Bryan Cox

OUTSTANDING DEFENSIVE LINEMAN

(1966-95)

1966 – DE Ed Cooke
1967 – DT Ray Jacobs
1968 – DT Manny Fernandez
1969 – DT Manny Fernandez
1970 – DT Manny Fernandez
1971 – DT Manny Fernandez
1972 – DT Manny Fernandez
1973 – DT Manny Fernandez
1974 – DE Vern Den Herder
1975 – DE Vern Den Herder
1976 – DE Vern Den Herder
1977 – DE A.J. Duhe, DT Bob Baumhower
1978 – DE Vern Den Herder
1979 – DE Vern Den Herder
1980 – DT Bob Baumhower
1981 – DT Bob Baumhower
1982 – DT Bob Baumhower
1983 – DE Doug Betters
1984 – DE Doug Betters
1985 – DT Mike Charles
1986 – DE T.J. Turner
1987 – DE John Bosa
1988 – DT Brian Sochia
1989 – DE Jeff Cross
1990 – DE Jeff Cross
1991 – DE Jeff Cross
1992 – DE Marco Coleman
1993 – DE Jeff Cross
1994 – DT Tim Bowens
1995 – DE Marco Coleman

ROOKIE OF THE YEAR

(1966-95)

1966 – LB Frank Emanuel
1967 – WR Jack Clancy
1968 – RB Jim Kiick
1969 – DE Bill Stanfill
1970 – S Jake Scott
1971 – none
1972 – none
1973 – none
1974 – WR Nat Moore
1975 – LB Steve Towle
1976 – WR Duriel Harris
1977 – CB Norris Thomas
1978 – CB Gerald Small
1979 – K Uwe von Schamann
1980 – QB David Woodley
1981 – FB Andra Franklin
1982 – LB Charles Bowser
1983 – QB Dan Marino
1984 – LB Jay Brophy
1985 – K Fuad Reveiz
1986 – LB John Offerdahl
1987 – RB Troy Stradford
1988 – S Jarvis Williams
1989 – S Louis Oliver
1990 – T Richmond Webb
1991 – LB Bryan Cox

1992 – DE Marco Coleman
1993 – RB Terry Kirby
1994 – DT Tim Bowens
1995 – T Billy Milner

OUTSTANDING SPECIAL TEAMS PLAYER (WIOD)

(1972-95)

1972 – CB Lloyd Mumphord
1973 – LB Bruce Bannon
1974 – FB Don Nottingham
1975 – S Barry Hill
1976 – KR Freddie Solomon
1977 – G Ed Newman
1978 – CB Charles Cornelius, P George Roberts
1979 – RB Tony Nathan
1980 – S Don Bessillieu
1981 – RB Tom Vigorito
1982 – K Uwe von Schamann
1983 – CB Robert Sowell
1984 – P Reggie Roby
1985 – TE Bruce Hardy
1986 – CB Reyna Thompson
1987 – S Liffort Hobley
1988 – WR/RB Jim Jensen
1989 – K Pete Stoyanovich
1990 – CB Kerry Glenn
1991 – P Reggie Roby, K Pete Stoyanovich
1992 – K Pete Stoyanovich
1993 – WR O.J. McDuffie
1994 – CB Sean Hill
1995 – CB Sean Hill

TOMMY FITZGERALD AWARD

(outstanding rookie in training camp, 1969-94)

1969 – CB Lloyd Mumphord
1970 – LB Mike Kolen
1971 – WR Otto Stowe
1972 – S Charlie Babb
1973 – WR Bo Rather
1974 – WR Nat Moore
1975 – S Barry Hill
1976 – LB Larry Gordon
1977 – DE A.J. Duhe, DT Bob Baumhower
1978 – CB Gerald Small
1979 – K Uwe von Schamann
1980 – CB Don McNeal
1981 – RB Tom Vigorito
1982 – LB Charles Bowser
1983 – QB Dan Marino
1984 – RB Joe Carter
1985 – RB Lorenzo Hampton
1986 – LB John Offerdahl
1987 – RB Troy Stradford
1988 – S Jarvis Williams
1989 – C Jeff Uhlenhake
1990 – T Richmond Webb
1991 – LB Bryan Cox
1992 – DE Marco Coleman
1993 – RB Terry Kirby
1994 – DT Tim Bowens

PLAYERS OF THE WEEK AND MONTH

Offensive/Defensive Player of the Week (since 1984)
Special Teams Player of the Week (since 1993)
Offensive/Defensive Player of the Month (since 1988)

1984

Player of the Week (4)

QB Dan Marino (Week 1 at Washington) – Offense
QB Dan Marino (Week 5 at St. Louis) – Offense
QB Dan Marino (Week 14 vs. L.A. Raiders) – Offense
WR Mark Clayton (Week 16 vs. Dallas) – Offense

1985

Player of the Week (3)

QB Dan Marino (Week 4 at Denver) – Offense
QB Dan Marino (Week 14 at Green Bay) – Offense
S Glenn Blackwood (Week 15 vs. Buffalo) – Defense

1986

Player of the Week (2)

LB John Offerdahl (Week 8 at Indianapolis) – Defense
QB Dan Marino (Week 15 at L.A. Rams) – Offense

Player of the Month (1)

QB Dan Marino (November) – Offense

1987

Player of the Week (2)

RB Troy Stradford (Week 11 at Dallas) – Offense
WR Mark Duper (Week 15 vs. Washington) – Offense

1988

Player of the Week (3)

LB Mark Brown (Week 5 vs. Minnesota) – Defense
QB Dan Marino (Week 7 vs. San Diego) – Offense
QB Dan Marino (Week 15 vs. Cleveland) – Offense

Player of the Month (1)

QB Dan Marino (October) – Offense

1989

Player of the Week (3)

QB Dan Marino (Week 2 at New England) – Offense
S Louis Oliver (Week 5 vs. Cleveland) – Defense
QB Dan Marino (Week 10 at N.Y. Jets) – Offense

1990

Player of the Week (3)

RB Sammie Smith (Week 1 at New England) – Offense
QB Dan Marino (Week 14 vs. Philadelphia) – Offense
QB Dan Marino (AFC First-Round Playoff Game vs. Kansas City) – Offense (NFL)

Player of the Month (1)

LB John Offerdahl & DE Jeff Cross (October) – Defense

1991

Player of the Week (1)

QB Dan Marino (Week 15 vs. Cincinnati) – Offense

1992

Player of the Week (3)

LB Bryan Cox (Week 4 at Seattle) – Defense
S Louis Oliver (Week 5 at Buffalo) – Defense
CB Troy Vincent (AFC Divisional Playoff Game vs. San Diego) – Defense (NFL)

Player of the Month (1)

LB Bryan Cox (September) – Defense

1993

Player of the Week (4)

QB Dan Marino (Week 4 at Buffalo) – Offense
QB Scott Mitchell (Week 6 at Cleveland) – Offense
QB Scott Mitchell (Week 9 vs. Kansas City) – Offense
P Dale Hatcher (Week 12 vs. New England) – Special Teams

Player of the Month (1)

QB Scott Mitchell (October) – Offense

1994

Player of the Week (5)

QB Dan Marino (Week 1 vs. New England) – Offense
K Pete Stoyanovich (Week 9 at New England) – Special Teams
WR Mark Ingram (Week 13 at N.Y. Jets) – Offense
RB Bernie Parmalee (Week 15 vs. Kansas City) – Offense
QB Dan Marino (AFC First-Round Playoff Game vs. Kansas City) – Offense (NFL)

1995

Player of the Week (2)

QB Dan Marino (Week 14 vs. Atlanta) – Offense
CB Terrell Buckley (Week 17 at St. Louis) – Defense

1996

Player of the Week (2)

RB Karim Abdul-Jabbar (Week 1 vs. New England) – Offense
K Joe Nedney (Week 16 vs. Buffalo) – Special Teams

Rookie of the Month (1)

LB Zach Thomas (October) – Defense

1997

Player of the Week (3)

S Shawn Wooden (Week 1 vs. Indianapolis) – Defense
LB Derrick Rodgers (Week 7 at N.Y. Jets) – Defense
CB Terrell Buckley (Week 15 vs. Detroit) – Defense

1998

Player of the Week (2)

LB Robert Jones (Week 11 at Carolina) – Defense
QB Dan Marino (Week 16 vs. Denver) – Offense

Player of the Month (2)

LB Zach Thomas (September) – Defense
LB Robert Jones (December) – Defense

1999

Player of the Week (9)

QB Dan Marino (Week 1 at Denver) – Offense
CB Sam Madison (Week 2 vs. Arizona) – Defense
QB Dan Marino (Week 5 at Indianapolis) – Offense
CB Sam Madison (Week 6 at New England) – Defense
K Olindo Mare (Week 6 at New England) – Special Teams
PR Nate Jacquet (Week 8 at Oakland) – Special Teams
CB Sam Madison (Week 9 vs. Tennessee) – Defense
K Olindo Mare (Week 15 vs. San Diego) – Special Teams
DE Trace Armstrong (AFC First-Round Playoff Game vs. Seattle) – Defense (NFL)

Player of the Month (1)

K Olindo Mare (October) – Special Teams

2000

Player of the Week (4)

RB Lamar Smith (Week 1 vs. Seattle) – Offense
S Brian Walker (Week 11 at San Diego) – Defense
RB Lamar Smith (AFC First-Round Playoff Game vs. Indianapolis) – Offense (NFL)
P Matt Turk (AFC First-Round Playoff Game vs. Indianapolis) – Special Teams (NFL)

Rookie of the Month (1)

T Todd Wade (October) – Offense

2001

Player of the Week (5)

LB Zach Thomas (Week 1 at Tennessee) – Defense
P Matt Turk (Week 4 vs. New England) – Special Teams
P Matt Turk (Week 12 vs. Denver) – Special Teams
S Brock Marion (Week 13 vs. Indianapolis) – Defense
LB Zach Thomas (Week 16 vs. Atlanta) – Defense

Player of the Month (1)

S Brock Marion (December) – Defense

Rookie of the Month (1)

WR Chris Chambers (November) – Offense

2002

Player of the Week (5)

DE Jason Taylor (Week 6 at Denver) – Defense
DE Adewale Ogunleye (Week 11 vs. Baltimore) – Defense
RB Ricky Williams (Week 12 vs. San Diego) – Offense
RB Ricky Williams (Week 14 vs. Chicago) – Offense
DE Jason Taylor (Week 15 vs. Oakland) – Defense

Player of the Month (2)

DE Jason Taylor (October) – Defense
DE Jason Taylor (November) – Defense

2003

Player of the Week (3)

DE Adewale Ogunleye (Week 3 vs. Buffalo) – Defense
DE Jason Taylor (Week 12 vs. Washington) – Defense
QB Jay Fiedler (Week 13 at Dallas) – Offense

Player of the Month (1)

CB Patrick Surtain (October) – Defense

2004

Player of the Week (2)

Wes Welker (Week 5 at New England) – Special Teams
DE Jason Taylor (Week 12 at San Francisco) – Defense

2005

Player of the Week (4)

S Lance Schulters (Week 3 vs. Carolina) – Defense
DE Jason Taylor (Week 12 at Oakland) – Defense
WR Chris Chambers (Week 13 vs. Buffalo) – Offense
LB Zach Thomas (Week 14 at San Diego) – Defense

2006

Player of the Week (2)

DE Jason Taylor (Week 9 at Chicago) – Defense
DE Jason Taylor (Week 11 vs. Minnesota) – Defense

Player of the Month (1)

DE Jason Taylor (November) – Defense

2007

Player of the Week (1)

QB Cleo Lemon (Week 15 vs. Baltimore) – Offense

2008

Player of the Week (3)

RB Ronnie Brown (Week 3 at New England) – Offense
QB Chad Pennington (Week 8 vs. Buffalo) – Offense
K Dan Carpenter (Week 14 vs. Buffalo at Toronto) – Special Teams

Player of the Month (2)

LB Joey Porter (October) – Defense
K Dan Carpenter (November) – Special Teams

2009

Player of the Week (3)

KR Ted Ginn, Jr. (Week 7 at N.Y. Jets) – Special Teams
RB Ricky Williams (Week 11 at Carolina) – Offense
K Dan Carpenter (Week 13 vs. New England) – Special Teams

Player of the Month (1)

KR Ted Ginn, Jr. (November) – Special Teams

2010

Player of the Week (2)

K Dan Carpenter (Week 6 at Green Bay) – Special Teams
K Dan Carpenter (Week 8 at Cincinnati) – Special Teams

Player of the Month (1)

K Dan Carpenter (October) – Special Teams

2011

Player of the Week (2)

QB Matt Moore (Week 9 at Kansas City) – Offense
RB Reggie Bush (Week 15 at Buffalo) – Offense

2012

Player of the Week (3)

RB Reggie Bush (Week 2 vs. Oakland) – Offense
DT Randy Starks (Week 5 at Cincinnati) – Defense
DE Oliver Vernon (Week 8 at N.Y. Jets) – Special Teams

Player of the Month (1)

DE Cameron Wake (October) – Defense

2013

Player of the Week (3)

DE Cameron Wake (Week 9 vs. Cincinnati) – Defense
DE Olivier Vernon (Week 13 at N.Y. Jets) – Defense
S Michael Thomas (Week 15 vs. New England) – Defense

2014

Player of the Week (3)

DE Cameron Wake (Week 1 vs. New England) – Defense
S Louis Delmas (Week 8 at Jacksonville) – Defense
CB Brent Grimes (Week 9 vs. San Diego) – Defense

Player of the Month (1)

Ret. Jarvis Landry (October) – Special Teams

LEAGUE LEADERS

INDIVIDUAL

POINTS

Year	Player	Total
1971	Garo Yepremian	117
1992	Pete Stoyanovich	124

TOTAL TOUCHDOWNS

Year	Player	Total
1984	Mark Clayton	18
	(tied, Marcus Allen of L.A. Raiders)	
1997	Karim Abdul-Jabbar	16

RUSHING TOUCHDOWNS

Year	Player	Total
1972	Mercury Morris.....	12
1997	Karim Abdul-Jabbar	15
	(tied, Terrell Davis of Denver)	

RECEIVING TOUCHDOWNS

Year	Player	Total
1971	Paul Warfield	11
1977	Nat Moore	12
1984	Mark Clayton	18
1988	Mark Clayton	14

FIELD GOALS

Year	Player	Total
1991	Pete Stoyanovich	31
	(tied, Chip Lohmiller of Washington)	
1992	Pete Stoyanovich	30
	(tied, Chip Lohmiller of Washington)	
1999	Olindo Mare	39

RUSHING

Year	Player	Total
2002	Ricky Williams	1,853

QUARTERBACK RATING

Year	Player	Total
1977	Bob Griese.....	88.0
1984	Dan Marino	108.9

PASSING YARDS

Year	Player	Total
1984	Dan Marino	5,084
1985	Dan Marino	4,137
1986	Dan Marino	4,746
1988	Dan Marino	4,434
1992	Dan Marino	4,116

TOUCHDOWN PASSES

Year	Player	Total
1977	Bob Griese.....	22
1984	Dan Marino	48
1985	Dan Marino	30
1986	Dan Marino	44

PASS COMPLETIONS

Year	Player	Total
1984	Dan Marino	362
1985	Dan Marino	336
1986	Dan Marino	378

1988	Dan Marino	354
1992	Dan Marino	330

PASS ATTEMPTS

Year	Player	Total
1984	Dan Marino	564
1986	Dan Marino	623
1988	Dan Marino	606
1992	Dan Marino	554

COMPLETION PERCENTAGE

Year	Player	Pct.
2008	Chad Pennington.....	67.4

RECEPTIONS

Year	Player	Total
1998	O.J. McDuffie	90

GROSS PUNTING

Year	Player	Avg.
1991	Reggie Roby	45.7
1996	John Kidd	46.3
2012	Brandon Fields.....	50.2

NET PUNTING

Year	Player	Avg.
2005	Donnie Jones.....	39.3

INTERCEPTIONS

Year	Player	Total
1967	Dick Westmoreland	10
1973	Dick Anderson	8
1999	Sam Madison	7
	(tied, four others)	

KICKOFF RETURNS

Year	Player	Total
1976	Duriel Harris.....	32.9
1983	Fulton Walker	26.7

SACKS

Year	Player	Total
2002	Jason Taylor.....	18.5

TEAM

MOST POINTS SCORED

Year	Total
1972	385
1984	513
1986	430

FEWEST POINTS ALLOWED

Year	Total
1972	171
1973	150
1983	250
1998	265

MOST TOTAL YARDS

Year	Total
1972	5036
1984	6936*
1994	6078

FEWEST TOTAL YARDS ALLOWED

Year	Total
1972	2312
1983	3297

MOST RUSHING YARDS

Year	Total
1971	2429
1972	2960

MOST PASSING YARDS

Year	Total
1984	5018*
1986	4779
1987	3876
1988	4516
1993	4353

FEWEST PASSING YARDS ALLOWED

Year	Total
1972	1290
1982	1027
2001	2829

COLDEST GAMES

DATE	TEAM	W/L	SCORE	TEMPERATURE- CONDITIONS
12/21/08	at Kansas City	W	38-31	10°, sunny
12/11/77	at New England	L	10-14	14°, clear
12/12/82	at New England	L	0-3	22°, snowy
12/8/85	at Green Bay	W	34-24	23°, cloudy
12/18/88	at Pittsburgh	L	24-40	23°, overcast, light snow
12/3/89	at Kansas City	L	21-26	23°, clear
12/27/92	at New England (OT)	W	16-13	23°, clear
12/20/79	**at Pittsburgh	L	14-34	24°, hazy and clearing
12/1/02	at Buffalo	L	21-38	25°, snowy
1/1/06	at New England	W	28-26	25°, cloudy

**Playoff Game


NOTE: Coldest game in Miami was 12/24/89 vs. Kansas City (27-24 win by Chiefs): 40° and clear.

WARMEST GAMES

DATE	TEAM	W/L	SCORE	TEMPERATURE- CONDITIONS
9/8/96	at Arizona	W	38-10	101°, night and dry
10/9/88	at L.A. Raiders	W	24-14	96°, clear and dry
9/3/95	N.Y. JETS	W	52-14	94°, mostly sunny
10/9/66	at Oakland	L	10-21	93°, sunny
8/19/83	*at Washington	W	38-7	93°, fair and muggy
9/1/96	NEW ENGLAND	W	24-10	93°, mostly sunny
9/17/72	at Kansas City	W	20-10	91°, sunny
9/24/89	N.Y. JETS	L	33-40	91°, partly sunny
9/18/95	PITTSBURGH	W	23-10	91°, partly cloudy
9/28/80	NEW ORLEANS	W	21-16	90°, partly cloudy
9/4/83	at Buffalo	W	12-0	90°, sunny
9/14/86	INDIANAPOLIS	W	30-10	90°, sunny

*Preseason Game

DOLPHINS IN THE HALL OF FAME



DON SHULA

HEAD COACH

INDUCTED: 1997 // BORN: 1/4/30 // COLLEGE: JOHN CARROLL
PLAYER: 1951-57 // ASSISTANT COACH: 1960-62 //
HEAD COACH: 1963-95 // DOLPHINS HEAD COACH: 1970-95

On July 26, 1997, Don Shula capped an illustrious career when he was inducted into the Pro Football Hall of Fame in Canton, Ohio, following his election into that shrine on January 25, 1997, his first year of eligibility. Shula's unanimous election to the Hall was the ultimate honor in a career full of record-setting accomplishments.

For the past 20 years, Shula has served as Vice-Chairman of the Miami Dolphins, having been named to that position on January 5, 1996. This year marks his 46th season with the Dolphins, a tenure that started when he was named head coach of the club in 1970. He was enshrined on the Dolphin Honor Roll at Sun Life Stadium on November 25, 1996, and was inducted in the Dolphins Walk of Fame on December 4, 2011.

Shula's record as head coach of the Dolphins (1970-95) and before that as head coach of the Baltimore Colts (1963-69) is unmatched in National Football League history. In 1995, he concluded his 33rd season as an NFL head coach and his 26th season as head coach of the Dolphins. He owns a career record of 347-173-6 (.665), including a regular season mark of 328-156-6 (.676), and is the winningest coach in NFL history. On November 14, 1993 in Philadelphia, when the Dolphins defeated the Philadelphia Eagles 19-14, Shula won his 325th career game, moving him past the immortal George Halas (324-151-31) and setting an NFL record for most career victories, a mark once thought to be unreachable. Shula's 328 regular season wins also is an NFL record, surpassing Halas' former NFL mark of 318 regular season victories. Shula and Halas are the only NFL coaches to win 300 or more career games, as Shula recorded his 300th career win on September 22, 1991, with a 16-13 triumph over Green Bay in just his 29th year as an NFL head coach, as compared to 36 seasons for Halas to accomplish that feat.

In addition, Shula won Super Bowl titles in 1972 and 1973, one of only six coaches in NFL history to win consecutive Super Bowls. His 1972 team went 17-0, recording the only undefeated season in NFL annals. He is one of only two coaches (along with New England's Bill Belichick) to appear in six Super Bowls, and is one of only two coaches (along with Buffalo's Marv Levy) to reach the Super Bowl three straight seasons (1971-73). He also advanced to the Super Bowl with the Dolphins in 1982 and 1984, as well as in 1968 as head coach of the Baltimore Colts.

A remarkable 20 times in 33 seasons, Shula's teams reached the playoffs. His teams won at least ten games 21 times in those 33 years, and he suffered only two losing seasons (6-8 in 1976 and 6-10 in 1988) in that span. He averaged more than ten wins per season in his career (347 wins in 33 years as a head coach), and he was the youngest coach to win 100, 200 and 300 games.

During Shula's tenure with the Dolphins, from the time he replaced George Wilson on February 18, 1970 to become the franchise's second-ever head coach through his final season in 1995, his winning percentage of .658 (257-133-2) during that time was the best record in all of professional sports. The Dolphins either won or shared first place in the AFC East 15 times in the 26 years under Shula, and reached the playoffs 16 times. His ultimate achievement was the NFL's only unbeaten, untied record of 17-0 in 1972, capped by a 14-7 win over the Washington Redskins in Super Bowl VII. He won a second consecutive Super Bowl title in 1973, defeating the Minnesota Vikings 24-7 in Super Bowl VIII, and compiled an overall record of 32-2 in those back-to-back seasons, a two-year mark that has yet to be surpassed.

Before joining the Dolphins, Shula spent seven years (1963-69) as head coach of the Colts. In that span he compiled a record of 73-26-4 (.728) and advanced to the playoffs four times,

including two appearances in the NFL Championship Game, in 1964 and 1968 after 12-2 and 13-1 campaigns, respectively. He became the youngest head coach (33 years old) in the history of the NFL when he was named the Colts' head coach in 1963.

Shula succeeded Weeb Ewbank as head coach in Baltimore after serving three years (1960-62) as defensive coordinator of the Detroit Lions, with the team going 26-13-1 in that period. Shula entered the coaching ranks with an assistant's job at Virginia (1958) and Kentucky (1959) before joining the Lions.

Shula broke into the NFL as the lone rookie on Coach Paul Brown's defending NFL champion Cleveland Browns in 1951. He was involved in the largest trade in modern NFL history, a 15-player deal with Baltimore in 1953, and Shula played four seasons with the Colts (1953-56) and one season at Washington (1957) at right cornerback. He had 21 career interceptions for 247 yards in seven seasons. In college, he was a running back at John Carroll University in Cleveland, and in 1950 he gained 125 yards when the Blue Streaks upset Syracuse, 21-15.

Shula also contributed to the growth of the NFL off the field by serving from 1975 though 1995 (including the last two years in that span as co-chairman along with George Young of the New York Giants) on the league's influential Competition Committee, which evaluates and recommends changes in playing rules to make the game more open and exciting, and to improve player safety.

In addition to his own election to the Pro Football Hall of Fame, Shula was selected to present five other members for induction into the Hall (Larry Csonka, Bob Griese, Jim Langer, Larry Little and Dwight Stephenson), including two (Csonka and Langer) on the same day.

Coach Shula was further honored on January 31, 2010, when NFL Commissioner Roger Goodell announced the establishment of a new league award – "The Don Shula NFL High School Coach of the Year Award" – which honors high school football coaches that display the integrity, achievement and leadership that Coach Shula exemplified throughout his NFL career. The Don Shula Award winner is recognized at the Super Bowl and receives \$10,000 and his high school football program is awarded \$15,000.

In addition, on that same day the Dolphins unveiled the "Perfect Moment in Time" statue in honor of Coach Shula. The ten-foot sculpture depicts Coach Shula raised upon the shoulders of two players, Nick Buoniconti and Al Jenkins, and captures the perfect moment in time immediately after the Dolphins completed their undefeated season in 1972. The statue adorns the entrance of the Dolphins' corporate headquarters at Sun Life Stadium, and that office bears the address of "347 Don Shula Drive" to reflect the total number of victories Shula amassed during his career.

Along with his football responsibilities, Shula always has given considerable time, plus financial and emotional support, to many area charities. The Don Shula Foundation, formed primarily to assist breast cancer research, was established as a tribute to his late wife, Dorothy. Shula also has been active in the American Cancer Society, March of Dimes, American Red Cross, the United Way and Catholic Charities.

A member of the Class of 1951 at John Carroll, Shula helps fund a \$1 million chair in the University's Department of Philosophy. On September 27, 2003, John Carroll University showed its appreciation for Shula's support of the school by naming its new stadium Don Shula Stadium. Shula also has received honorary doctorate degrees from John Carroll, St. Thomas University, the University of Miami and Florida Atlantic University.

Because of his success on the football field and his long-time civic and charitable service, Shula has received countless prestigious awards recognizing his contributions, including the 1993 Sports Illustrated Sportsman of the Year Award and the 1994 Horatio Alger Award. In addition, along with Ken Blanchard, in 1995 Shula co-authored "Everyone's A Coach," a highly acclaimed book that outlines the application of their managerial philosophies for business and personal success. Shula personifies those business principles himself, serving as an equity partner in two highly successful undertakings, Shula Enterprises, Inc. along with Don Shula's Steakhouse, LLLP. At age 82, Shula started a hamburger chain, "Shula Burger," and has opened 10 stores in the past three years under that umbrella with five more planned in Miami.

Shula's oldest son, David, 56, and his wife, Leslie, have three sons, Danny, Christopher and Matthew. David served as the head coach of the Cincinnati Bengals from 1992-96, and when Don Shula's Dolphins played David Shula's Bengals on October 2, 1994 and October 1, 1995, both at Cincinnati's Riverfront Stadium, it marked the only two times in the history of professional sports that a father and son faced each other as head coaches. David currently is the National Brand Ambassador for Don Shula Steakhouse, Inc. His son, Chris, is a defensive quality control coach for the San Diego Chargers, becoming a third-generation Shula to coach in the NFL, following his father and grandfather.

Shula's other son Mike, 50, currently is in his third season as offensive coordinator for the Carolina Panthers after serving the previous two years as the team's quarterbacks coach. He joined the Panthers after serving four years as the QB coach of the Jacksonville Jaguars (2007-10). He spent four seasons (2003-06) as the head coach at the University of Alabama and led the Crimson Tide to a Cotton Bowl win and a 10-2 record in 2005. He had rejoined the

Dolphins' staff as quarterbacks coach in 2000 after serving the four previous seasons as the offensive coordinator of the Tampa Bay Buccaneers; he also spent the 1991-92 seasons as a coaches' assistant under his father in Miami. Mike and his wife, Shari, have three daughters, Samantha, Brooke and Ryan.

Mike and David Shula presented their father for induction into the Pro Football Hall of Fame in 1997, becoming the first pair ever to present a Hall of Famer for induction.

Shula's oldest daughter, Donna, has five children, Alex, Lindsey, Tyler, and twins Calvin and Carly. Another daughter, Sharon, resides in New York, while youngest daughter, Annie, lives and works in Broward County.

Shula and his wife, Mary Anne, reside in Miami Beach and continue to be very active in charitable and community affairs. Most recently they visited U.S. soldiers stationed in Iraq and Afghanistan as part of a USO tour to raise troop morale. They were married on October 15, 1993, and their family together now includes eight children, 16 grandchildren and two great-grandchildren.

DON SHULA'S CAREER RECORD

YEAR	TEAM	W	L	T	PCT.	FINISH			
1963	Baltimore	8	6	0	.571	3rd, NFL West Conf.			
1964*	Baltimore	12	2	0	.857	1st, NFL West Conf.			
1965	Baltimore	10	3	1	.750	T-1st, NFL West Conf.			
1966	Baltimore	9	5	0	.643	2nd, NFL West Conf.			
1967	Baltimore	11	1	2	.857	T-1st, NFL Coastal			
1968*	Baltimore	13	1	0	.929	1st, NFL Coastal			
1969	Baltimore	8	5	1	.607	2nd, NFL Coastal			
1970	Miami	10	4	0	.714	2nd, AFC East			
1971*	Miami	10	3	1	.750	1st, AFC East			
1972**	Miami	14	0	0	1.000	1st, AFC East			
1973**	Miami	12	2	0	.857	1st, AFC East			
1974	Miami	11	3	0	.786	1st, AFC East			
1975	Miami	10	4	0	.714	T-1st, AFC East			
1976	Miami	6	8	0	.429	3rd, AFC East			
1977	Miami	10	4	0	.714	T-1st, AFC East			
1978	Miami	11	5	0	.688	T-1st, AFC East			
1979	Miami	10	6	0	.625	1st, AFC East			
1980	Miami	8	8	0	.500	3rd, AFC East			
1981	Miami	11	4	1	.719	1st, AFC East			
1982*	Miami	7	2	0	.777	1st, AFC East			
1983	Miami	12	4	0	.750	1st, AFC East			
1984*	Miami	14	2	0	.875	1st, AFC East			
1985	Miami	12	4	0	.750	1st, AFC East			
1986	Miami	8	8	0	.500	3rd, AFC East			
1987	Miami	8	7	0	.533	T-2nd, AFC East			
1988	Miami	6	10	0	.375	5th, AFC East			
1989	Miami	8	8	0	.500	T-2nd, AFC East			
1990	Miami	12	4	0	.750	2nd, AFC East			
1991	Miami	8	8	0	.500	T-2nd, AFC East			
1992	Miami	11	5	0	.688	1st, AFC East			
1993	Miami	9	7	0	.563	2nd, AFC East			
1994	Miami	10	6	0	.625	1st, AFC East			
1995	Miami	9	7	0	.563	T-2nd, AFC East			
*NFL runner-up		**NFL Champion							
REGULAR SEASON					ALL GAMES				
		W	L	T	PCT.	W	L	T	PCT.
Baltimore Totals.....		71	23	4	.745	73	26	4	.728
Miami Totals		257	133	2	.658	274	147	2	.650
33-YEAR TOTALS		328	156	6	.676	347	173	6	.665

NFL'S TOP 20 COACHES

(based on career wins)

COACH	YEARS	TEAMS	REGULAR SEASON				CAREER			
			W	L	T	PCT.	W	L	T	PCT.
DON SHULA	33	COLTS, DOLPHINS	328	156	6	.676	347	173	6	.665
George Halas	40	Bears	318	148	31	.671	324	151	31	.671
Tom Landry	29	Cowboys	250	162	6	.605	270	178	6	.601
Bill Belichick	20	Browns, Patriots	211	109	0	.659	233	118	0	.664
Curley Lambeau	33	Packers, Cardinals	226	132	22	.623	229	134	22	.623
		Redskins								
Chuck Noll	23	Steelers	193	148	1	.563	209	156	1	.572
M. Schottenheimer	21	Browns, Chiefs, Redskins, Chargers	200	126	1	.613	205	139	1	.596
Dan Reeves	23	Broncos, Giants, Falcons	190	165	2	.535	201	174	2	.536
Chuck Knox	22	Rams, Bills, Seahawks	186	147	1	.558	193	158	1	.550
Bill Parcells	19	Giants, Patriots, Jets, Cowboys	172	130	1	.569	183	138	1	.570
Mike Shanahan	20	Raiders, Broncos, Redskins	170	138	0	.552	178	144	0	.553
Tom Coughlin	19	Jaguars, Giants	164	140	0	.539	176	147	0	.545
Mike Holmgren	17	Packers, Seahawks	161	111	0	.592	174	122	0	.588
Joe Gibbs	16	Redskins	154	94	0	.621	171	101	0	.629
Paul Brown	21	Browns, Bengals	166	100	6	.621	170	108	6	.609
Bud Grant	18	Vikings	158	96	5	.620	168	108	5	.607
Jeff Fisher	20	Oilers/Titans, Rams	162	147	1	.524	167	153	1	.522
Bill Cowher	15	Steelers	149	90	1	.623	161	99	1	.619
Andy Reid	16	Eagles, Chiefs	150	105	1	.588	160	151	1	.582
Marv Levy	17	Chiefs, Bills	143	113	0	.558	154	120	0	.562

DON SHULA'S MILESTONES

Don Shula passed the immortal George Halas to become the winningest coach in NFL history when he registered victory number 325 in Miami's 19-14 win at Philadelphia on November 14, 1993. Shula concluded coaching with a career record of 347-173-6 (.665). On December 25, 1994, in Miami's 27-20 win over Detroit, Shula won the 319th regular season game of his career and broke the NFL record for most regular season coaching wins by Halas (318 wins). Shula owned a 328-156-6 (.676) regular season record. In 1991, Shula joined Halas (324 wins) as the only NFL coaches with 300 or more career wins. Shula accomplished his milestone 300th career win with a 16-13 triumph over the Green Bay Packers on September 22, 1991. Shula won the 300th regular-season game of his coaching career with a 16-13 overtime win at New England on December 27, 1992.

Shula added another historic career milestone in Miami's 30-7 win over the Buffalo Bills on September 16, 1990, as he recorded his 200th regular season victory since joining the Dolphins in 1970. Shula joined Hall of Fame coaches Curley Lambeau (Green Bay), George Halas (Chicago) and Tom Landry (Dallas) as the only NFL coaches to earn 200 or more regular season wins with one NFL club.

CAREER NFL WINS

CAREER WIN NO.	OPPONENT	SCORE	DATE	OPPOSING HEAD COACH
1	at San Francisco	20-14	9/22/63	Red Hickey
50	New Orleans	30-10	12/10/67	Tom Fears
100	San Diego	24-10	10/15/72	Harland Svare
150	N.Y. Jets	16-0	9/26/76	Lou Holtz
200	at New England	30-27 (OT)	11/8/81	Ron Erhardt
250	at Buffalo	23-14	11/24/85	Hank Bullough
300	Green Bay	16-13	9/22/91	Lindy Infante
324	Kansas City	30-10	10/31/93	Marty Schottenheimer
325	at Philadelphia	19-14	11/14/93	Rich Kotite
347	at St. Louis	41-22	12/24/95	Rich Brooks

DON SHULA'S MILESTONES (Continued)

REGULAR-SEASON NFL WINS


REGULAR SEASON WIN NO.	OPPONENT	SCORE	DATE	OPPOSING HEAD COACH
1	at San Francisco	20-14	9/22/63	Red Hickey
50	New Orleans	30-10	12/10/67	Tom Fears
100	New England	52-0	11/12/72	Phil Bengtson
150	at N.Y. Jets	14-10	11/6/77	Walt Michaels
200	Buffalo	27-10	12/27/82	Chuck Knox
250	Pittsburgh	35-24	11/1/87	Chuck Noll
300	at New England	16-13(OT)	12/27/92	Dick MacPherson
318	Kansas City	45-28	12/12/94	Marty Schottenheimer
319	Detroit	27-20	12/25/94	Wayne Fontes
328	at St. Louis	41-22	12/24/95	Rich Brooks

REGULAR-SEASON WINS WITH DOLPHINS

REGULAR SEASON WIN NO.	OPPONENT	SCORE	DATE	OPPOSING HEAD COACH
1	at Houston	20-10	9/27/70	Wally Lemm
50	Kansas City	9-3	10/20/74	Hank Stram
100	Green Bay	27-7	10/28/79	Bart Starr
150	at New England	44-24	10/21/84	Ron Meyer
200	Buffalo	30-7	9/16/90	Marv Levy
250	at New England	20-3	9/10/95	Bill Parcells

REGULAR-SEASON GAMES AS NFL COACH

REGULAR-SEASON GAME NO.	OPPONENT	SCORE	DATE	OPPOSING HEAD COACH
1	N.Y. Giants	28-37	9/15/63	Allie Sherman
50	Washington	37-10	11/6/66	Otto Graham
100	at Houston	20-10	9/27/70	Wally Lemm
150	Kansas City	9-3	10/20/74	Hank Stram
200	Buffalo	31-14	12/17/77	Jim Ringo
250	Pittsburgh	30-10	9/10/81	Chuck Noll
300	at San Diego	28-34	11/18/84	Don Coryell
350	at Philadelphia	28-10	12/13/87	Buddy Ryan
400	New England	17-10	10/18/90	Rod Rust
450	at N.Y. Jets	10-27	11/7/93	Bruce Coslet



85 // LB
NICK
BUONICONTI

INDUCTED: 2001 // BORN: 1/15/40 // COLLEGE: NOTRE DAME '62
NFL: 1962-76 // DOLPHINS: 1969-76

Nick Buoniconti, the driving force of the Dolphins' famed "No-Name Defense," inspired his teammates with his outstanding play and fiery leadership. During his seven years with the Dolphins the team advanced to three straight Super Bowls (1971-73) and won twice (1972, 1973), with one of those wins coming after their unparalleled undefeated season in 1972. Buoniconti was only 5-11 and 220 pounds and was considered to be too small to play middle linebacker. However, as many coaches noted, he always "played bigger than his size" during a stellar 14-year career with the Dolphins and the Boston Patriots.

The only member of the Dolphins defense to be elected to the Hall of Fame, Buoniconti joined the team in 1969 after playing seven seasons with the Patriots. During his tenure with the Dolphins, he was honored as the team's Most Valuable Player three times (1969, 1970, 1973), named to the AFL All-Star game in 1969 and was selected to two Pro Bowls (1973, 1974) following the merger of the two leagues. In 1990, he was voted as a linebacker on the Dolphins' Silver Anniversary all-time team, and on November 18, 1991, he was enshrined on the Dolphin Honor Roll at Sun Life Stadium. He also was a charter inductee in the Dolphins' Walk of Fame on December 4, 2011.

Before joining the Dolphins, Buoniconti helped the Patriots capture the 1963 AFL Eastern Division title, and he played in five AFL All-Star games. Overall in his 14-year career, he played in 183 games and recorded 32 career interceptions. He was named to the All-Time AFL team in 1970, and overall was named a first team All-AFL/AFC choice eight times.

A native of Springfield, Massachusetts, Buoniconti had an outstanding collegiate career at Notre Dame. Following his retirement from the Dolphins, he and his son, Marc, were the driving forces behind the establishment of the Miami Project to Cure Paralysis, one of the world's leading research and treatment centers for spinal cord injuries.

Buoniconti was elected to the Hall of Fame in 2001 after being named for the first time that year as a nominee from the pre-1976 era by the Hall's Seniors Committee.

NICK BUONICONTI'S CAREER STATISTICS

YEAR	TEAM	GP	TACK.	ASST.	TOTAL	FUM. REC.	INT.	YDS.	AVG.	TD
1962	Boston	14	NA	NA	NA	NA	2	3	1.5	0
1963	Boston	14	NA	NA	NA	NA	3	42	14.0	0
1964	Boston	14	NA	NA	NA	NA	5	75	15.0	0
1965	Boston	14	NA	NA	NA	NA	3	31	10.3	0
1966	Boston	14	NA	NA	NA	NA	4	43	10.8	0
1967	Boston	13	NA	NA	NA	NA	4	7	1.8	0
1968	Boston	8	NA	NA	NA	NA	3	22	7.3	0
1969	Miami	13	79	35	114	1	3	27	9.0	0
1970	Miami	14	96	49	145	0	0	0	0.0	0
1971	Miami	14	86	40	126	0	1	16	16.0	0
1972	Miami	14	72	74	146	0	2	17	8.5	0
1973	Miami	13	91	71	162	2	0	0	0.0	0
1974	Miami	13	51	49	100	0	2	29	14.5	0
1975	Miami	INJURED RESERVE								
1976	Miami	11	32	38	70	0	0	0	0.0	0
15-YEAR TOTALS		183	NA	NA	NA	3	32	312	9.8	0
MIAMI TOTALS		92	507	356	863	3	8	89	11.1	0

ADDITIONAL STATS

Sacks: 2 in 1969, 1 in 1971, 1 in 1972, 1 in 1973, 1 in 1976


Touchdowns: 1 fumble recovery in 1973

Kickoff Returns: 1 for 8 yards in 1962

Blocked Kicks: 1 PAT in 1976

DUAL 100-YARD RUSHING GAMES

In the history of the franchise, the Dolphins have had four dual 100-yard individual rushing games and the team is 4-0 in those games. The combination of Larry Csonka and Jim Kiick had two dual 100-yard games, both of which were during the 1971 season. Kiick (20 carries for 108 yards) and Csonka (20-103-1) first accomplished the feat on Sept. 26 at Buffalo. Csonka (20-137-2) and Kiick (17-121) again both surpassed the 100-yard mark on Oct. 24 at the N.Y. Jets. In 1974, Benny Malone (19-104-1) and Don Nottingham (10-102-1) both rushed for 100-plus yards on Oct 27 at Baltimore. In 1975, Nottingham (21-102-3) teamed with Mercury Morris (31-125) to both gain 100-yards on Oct. 5 at Green Bay.



39 // FB

LARRY CSONKA


INDUCTED: 1987 // BORN: 12/25/46 // COLLEGE: SYRACUSE '68
NFL: 1968-74, 1976-79 // DOLPHINS: 1968-74, 1979

Larry Csonka ranks as the Dolphins' all-time leading rusher with 1,506 carries for 6,737 yards (4.5 average) and 53 TDs. A five-time Pro Bowl selection, he put together three consecutive 1,000-yard seasons (1971-73) as Miami advanced to the Super Bowl each year. Csonka shined in those three Super Bowls, averaging 6.3 yards a carry and going over 100 yards rushing in two of them. Originally drafted in the first round out of Syracuse in 1968, he was named the MVP of Super Bowl VIII after carrying 33 times for 145 yards and two touchdowns as the Dolphins steamrolled the Minnesota Vikings, 24-7, for their second straight NFL title. Called a "modern-day Bronko Nagurski" by Dolphins coach Don Shula, "Zonk" also played three seasons with the N.Y. Giants (1976-78) and one year with the Memphis Southmen of the World Football League (1975). His career rushing totals in the NFL when he retired following the 1979 season are: 1,891 carries for 8,081 yards (4.3 average) and 64 TDs. At the time of his retirement, he ranked fifth in NFL history for most total rushing attempts and sixth for most career rushing yards and rushing touchdowns. He was elected to the Hall of Fame in his second year of eligibility. In 1990, he also was voted the fullback on the Dolphins' Silver Anniversary all-time team and was named as a running back on the Super Bowl Silver Anniversary all-time team. On November 19, 1990, he was enshrined on the Dolphin Honor Roll at Sun Life Stadium. Csonka was further honored when his number 39 was retired by the team during halftime ceremonies on December 9, 2002, becoming the third Dolphin to have his number retired. He also was a charter inductee in the Dolphins' Walk of Fame on December 4, 2011.

LARRY CSONKA'S CAREER STATISTICS

YEAR	TEAM	G-S	ATT.	RUSHING				LG	TD	RECEIVING			
				YDS.	AVG.					NO.	YDS.	LG	TD
1968	Miami	11-11	138	540	3.9	40	6			11	118	65	1
1969	Miami	11-11	131	566	4.3	54t	2			21	183	42	1
1970	Miami	14-14	193	874	4.5	53	6			11	94	54	0
1971	Miami	14-14	195	1051	5.4	28	7			13	113	25	1
1972	Miami	14-14	213	1117	5.2	45	6			5	48	14	0
1973	Miami	14-14	219	1003	4.6	25	5			7	22	9	0
1974	Miami	12-12	197	749	3.8	24	9			7	35	11	0
1975	Memphis*	7-NA	99	421	4.3	-	1			5	54	-	1
1976	N.Y. Giants	12-12	160	569	3.6	13	4			6	39	14	0
1977	N.Y. Giants	14-14	134	464	3.5	15	1			2	20	12	0
1978	N.Y. Giants	14-13	91	311	3.4	12	6			7	73	23	0
1979	Miami	16-16	220	837	3.8	22	12			16	75	18	1
MIAMI TOTALS		106-106	1506	6737	4.5	54t	53			91	688	65	4
GIANTS TOTALS		40-39	385	1344	3.5	15	11			15	132	23	0
NFL TOTALS		146-145	1891	8081	4.3	54t	64			106	820	65	4
PLAYOFFS		12-12	225	891	4.0	49	9			4	26	16	1

*stats with WFL Memphis not included in career totals



12 // QB

BOB
GRIESE

INDUCTED: 1990 // BORN: 2/3/45 // COLLEGE: PURDUE '67
NFL: 1967-80 // DOLPHINS: 1967-80

He was unquestionably the “thinking man’s quarterback.” Bob Griese, renowned for his poised leadership and ingenious play-calling, sustained the Dolphins offense with a flair for winning from 1967-80.

The bespectacled quarterback became the 14th passer in the NFL’s exclusive 25,000-yard club in 1980. On the same day he reached that milestone, he suffered a shoulder injury which ultimately forced his retirement on June 25, 1981. His No. 12 jersey became the first in Dolphins history to be retired, on May 6, 1982, in ceremonies at the team’s annual awards banquet. In 1990 he was also voted the quarterback on the Dolphins’ Silver Anniversary all-time team, and on November 19, 1990, he was enshrined on the Dolphin Honor Roll at Sun Life Stadium. He also was a charter inductee in the Dolphins’ Walk of Fame on December 4, 2011. On June 16, 2015, a street next to Griese’s high school stadium in Evansville, Indiana, was re-named “Bob Griese Pass” in his honor.


Including playoffs, he had a .681 winning percentage (88-41-1) under Coach Don Shula. “Cornerstone of the franchise,” Dolphins founder Joe Robbie called him. He was a consensus All-Pro quarterback in 1971 and 1977, made six appearances in the Pro Bowl and was voted the team’s Most Valuable Player six times by South Florida media.

After becoming eligible for induction into the Hall of Fame in 1985, Griese was named as a finalist all five years before being elected to the Hall of Fame in 1990.

“He’s probably the most unselfish guy I’ve ever been around,” Shula said. “He got as much of a thrill calling the right running play for a touchdown as he did connecting on a bomb. That’s just his makeup.”

BOB GRIESE’S CAREER STATISTICS


YEAR	TEAM	G-S	ATT.	COMP.	YDS.	PCT.	TD	INT.	LG	TKLD.
1967	Miami	12-10	331	166	2005	50.2	15	18	68t	25/240
1968	Miami	13-13	355	186	2473	52.4	21	16	50t	43/372
1969	Miami	9-9	252	121	1695	48.0	10	16	53t	33/289
1970	Miami	14-14	245	142	2019	58.0	12	17	54t	31/282
1971	Miami	14-13	263	145	2089	55.1	19	9	86t	23/248
1972	Miami	6-5	97	53	638	54.6	4	4	39	7/45
1973	Miami	13-13	218	116	1422	53.2	17	8	46	11/75
1974	Miami	13-13	253	152	1968	60.1	16	15	54	27/202
1975	Miami	10-10	191	118	1693	61.8	14	13	79t	16/131
1976	Miami	13-13	272	162	2097	59.6	11	12	47t	30/266
1977	Miami	14-14	307	180	2252	58.6	22	13	73t	36/303
1978	Miami	11-9	235	148	1791	63.0	11	11	63t	18/165
1979	Miami	14-12	310	176	2160	56.8	14	16	51	26/223
1980	Miami	5-3	100	61	790	61.0	6	4	54	9/89
TOTALS		161-151	3429	1926	25092	56.2	192	172	86t	335/2930
PLAYOFFS		12-11	208	112	1467	53.8	10	12	75t	15/152



62 // C
JIM
LANGER

INDUCTED: 1987 // BORN: 5/16/48 // COLLEGE: SOUTH DAKOTA STATE '70
NFL: 1970-81 // DOLPHINS: 1970-79

Jim Langer was the anchor of the Miami offensive line during the Dolphins' championship years of the 1970s. Coming out of South Dakota State in 1970, he was signed as a free agent by Cleveland but was released on the final cut. Langer was picked up on waivers by the Dolphins and, after spending most of the year on the taxi squad, played in the final five games of 1970, mainly on special teams. After serving as a backup at center the following season, he won the starting job in 1972, which he would hold until sidelined with a knee injury in 1979. A consensus All-Pro from 1973-77, Langer was a six-time Pro Bowl selection (five times as a starter). Over a 10-year period from 1970-79, he played in 128 straight games. He also made 109 consecutive starts between 1972-79. Voted the team's Most Valuable Player by South Florida media in 1975, Langer also holds the distinction of having played every offensive down in the Dolphins' perfect 1972 season. Wanting to spend the final years of his career near his Royalton, Minn. home, at his own request Langer was traded to the Minnesota Vikings in 1980, where he played for two seasons (1980-81). He was elected to the Hall of Fame in his first year of eligibility. In addition, on November 19, 1990, he was enshrined on the Dolphin Honor Roll at Sun Life Stadium. He also was a charter inductee in the Dolphins' Walk of Fame on December 4, 2011.



66 // G
LARRY
LITTLE

INDUCTED: 1993 // BORN: 11/2/45 // COLLEGE: BETHUNE COOKMAN '67
NFL: 1969-80 // DOLPHINS: 1969-80

A rumbling giant in the Dolphins' trenches for 12 seasons, Larry Little's very presence in leading a sweep was an intimidating force in a Miami running attack which led the NFL during the 1970s at 2,372 yards per season. Coming out of Bethune-Cookman in 1967, Little entered the NFL as an undrafted free agent with the San Diego Chargers for a \$750 bonus. He was traded to the Dolphins on July 2, 1969, in exchange for Miami cornerback Mack Lamb, a former high school teammate. After having started just four games during his two seasons with the Chargers, Little emerged with the Dolphins and played in 158 regular season games with 152 starting assignments. He also started 12 playoff games for Miami and was a key ingredient of the Dolphins' back-to-back Super Bowl championship teams of 1972 and '73. Little earned All-Pro honors six times (1971-75 and 1977) and was a Pro Bowl selection on four occasions (1971-74). He was the first player in league history to be named as AFC Offensive Lineman of the Year three straight seasons (1970-72) by the NFL Players' Association. Little, who anchored the offensive line which helped set a then-NFL record with 2,960 rushing yards during the Dolphins'

“perfect season” in 1972, was named by the National 1,000-Yard Club as the league’s Outstanding Blocker for the ‘72 campaign. A native Floridian, Little was the first Dolphins player inducted into the Florida Sports Hall of Fame, on March 6, 1978. In 1990, he was voted as a guard on the Dolphins’ Silver Anniversary all-time team. Little was elected into the Hall of Fame in his eighth year of eligibility after having been a finalist on three occasions. On December 13, 1993, he was enshrined on the Dolphin Honor Roll at Sun Life Stadium and was a charter inductee in the Dolphins’ Walk of Fame on December 4, 2011.



13 // QB

DAN MARINO

INDUCTED: 2005 // BORN: 9/15/61 // COLLEGE: PITTSBURGH '83
NFL: 1983-99 // DOLPHINS: 1983-99

Elected to the Pro Football Hall of Fame on February 5, 2005 and enshrined on August 7, 2005 ... Others included in the Class of 2005 were Steve Young, Benny Friedman and Fritz Pollard ... Marino’s No. 13 jersey became the second Dolphins uniform number to be retired, on Sunday, September 17, 2000, at halftime of the Dolphins-Baltimore Ravens game at Sun Life Stadium ... He was also inducted into the Dolphin Honor Roll on that date ... The only other Dolphin player to wear No. 13 was safety Jake Scott, who wore that number from 1970 through 1975 ... Was a charter inductee in the Dolphins’ Walk of Fame on December 4, 2011 ... He announced his retirement on March 13, 2000 ... Marino ranks among the NFL’s all-time top ranked passers ... In his 17-year career, Marino played in 242 games (240 starts) and he was 4967-8358 (59.4%) for 61,361 yards, 420 touchdowns and 252 interceptions for an 86.4 passing efficiency rating, which ranked fourth among the all-time passing leaders when he retired ... At the time of his retirement, Marino held 25 regular season NFL records and was tied for five others ... He also held 38 regular season Dolphins records (50, including playoffs) and was tied for six others (eight, including playoffs) ... Currently, Marino holds 30 Dolphins regular season team records (42 overall, including playoffs) and is tied for two others (six, including playoffs) ...

AMONG NFL LEADERS: With a career passing efficiency of 86.4, Marino ranked fourth on the all-time list of passers at the time of his retirement ... He currently ranks 17th on that list ... Marino also is among the winningest quarterbacks in NFL regular season history, ranking fifth in all time regular season victories as a starter:

MOST ALL-TIME VICTORIES BY NFL STARTING QUARTERBACKS				
(Regular Season)				
PLAYER	TEAMS	NFL SEASONS	W-L-T	PCT.
1. Peyton Manning	Indianapolis, Denver	16	190-90-0	.679
2. Brett Favre	Atlanta/G.B./N.Y. Jets/Minn.	20	186-112-0	.624
3. Tom Brady	New England	15	181-55-0	.767
4. John Elway	Denver	16	148-82-1	.643
5. DAN MARINO	MIAMI	17	147-93-0	.613

In his career, with 8,358 attempts, Marino ranks third in NFL history in pass attempts ... With 4,967 pass completions, Marino ranks third in NFL history in completions ... With 61,361 yards passing, Marino ranks third in NFL history in total yards passing ... With 420 touchdown passes, Marino ranks third in NFL history in touchdown passes ... He broke Fran Tarkenton’s NFL records in all four categories only to be later passed in each by Favre in 2007 and Manning in completions and touchdown passes in 2012 and attempts and passing yards in 2013 ...

YARDAGE: Marino's 61,361 yards passing ranks third on the NFL's all-time career passing yardage list ... On November 12, 1995 vs. New England, with a nine-yard completion to Irving Fryar in the first quarter, Marino passed Fran Tarkenton (47,003 career passing yards), breaking Tarkenton's NFL record for most career passing yards and moving into first place on the NFL all-time career passing yardage list, before being passed by Favre in 2007 and Manning in 2013:

NFL CAREER PASSING YARDAGE LEADERS		
1. Brett Favre.....	71,838	(20)
*2. Peyton Manning	69,691	(16)
3. DAN MARINO	61,361	(17)
*4. Drew Brees.....	56,033	(14)
*5. Tom Brady.....	53,258	(15)
6. John Elway	51,475	(16)
7. Warren Moon	49,325	(17)
8. Fran Tarkenton.....	47,003	(18)
9. Vinny Testaverde.....	46,233	(21)
10. Drew Bledsoe.....	44,611	(14)
11. Dan Fouts.....	43,040	(15)
12. Kerry Collins	40,922	(17)
13. Joe Montana.....	40,551	(15)
14. Johnny Unitas.....	40,239	(18)
*15. Eli Manning	39,755	(11)
*16. Ben Roethlisberger	39,057	(11)
17. Dave Krieg	38,151	(19)
18. Boomer Esiason	37,920	(14)
19. Donovan McNabb.....	37,276	(13)
*20. Philip Rivers.....	36,655	(11)
() - number of years played		* - active players in 2014

Marino reached the 40,000 and 30,000 yards passing plateaus faster than any quarterback in NFL history ... In 1984, Marino set an NFL record for most yards passing in a single season with 5,084 yards ... He broke the former record of 4,802 yards passing, which was set by Dan Fouts of the San Diego Chargers in 1981 ... Marino's record was broken by Drew Brees of the New Orleans Saints in 2011 (5,576 yards passing) ... Marino, Brees (four times; 2008, 2011-13), Peyton Manning (2013), Aaron Rodgers (2011) and Matthew Stafford (2011) are the only quarterbacks in NFL history to throw for 5,000 or more yards ... Marino (six times; 1984-86, 1988, 1992, 1994), Peyton Manning (14 times; 1999-2004, 2006-10, 2012-14), Brees (nine times; 2006-14), Tom Brady (seven times: 2005, 2007, 2009, 2011-14), Philip Rivers (six times: 2008-11, 2013-14) and Brett Favre (six times; 1995, 1998-99, 2004, 2007, 2009) are the only quarterbacks in NFL history to have six or more 4,000-yard seasons ... Marino passed for 3,000 or more yards 13 times (1984-92, 1994-95, 1997-98) in his 17 seasons in the NFL and is third behind Brett Favre (18 times; 1992-2009) and Peyton Manning (16 times; 1998-2010, 2012-14) for the most 3,000-yard seasons in NFL history ... Favre broke Marino's record in 2005 ... Marino led the NFL in passing yards during a season five times, having accomplished that feat in 1984-86, 1988, and 1992 ... Marino tied the NFL record for most seasons leading the league in passing yardage (five) with Sonny Jurgensen (1961-62, 1966-67, 1969); with Drew Brees (2006, 2008, 2011-12, 2014) later tying the record as well ... Marino had 13 career 400-yard games (15, including playoffs) and the Dolphins were 8-5 in those 13 games (9-6 overall, including the playoffs) ... Marino had 63 career regular season 300-yard games (67, including playoffs), and the Dolphins were 37-26 in those 63 300-yard games (38-29 overall, including playoffs) ... Marino's 63 career regular season 300-yard passing games extended his own NFL record for most career 300-yard passing games until it was broken by Manning in 2010 ... Marino owns 11 of the top 12 and 34 of the top 50 passing yardage games overall in Dolphins history as well as 67 of the 104 300-yard passing games overall in club history ...

TOUCHDOWN PASSES: Marino's first touchdown pass on November 26, 1995 at Indianapolis, a six-yard TD pass to Keith Byars with 13:54 elapsed in the second quarter, was Marino's 343rd TD pass of his career, breaking Fran Tarkenton's former NFL record of most career touchdown passes (342), making Marino the league's all-time leader in career TD passes until Brett Favre broke his record in 2007 ... Marino recorded 420 touchdown passes in his career, ranking third in NFL history:

NFL CAREER PASSING TOUCHDOWN LEADERS

*1. Peyton Manning.....530 (16)	11. Joe Montana.....273 (15)
2. Brett Favre.....508 (20)	12. Dave Krieg.....261 (19)
3. DAN MARINO.....420 (17)	*13. Eli Manning.....259 (11)
*4. Drew Brees.....396 (14)	14. Sonny Jurgensen.....255 (18)
*5. Tom Brady.....392 (15)	15. Dan Fouts.....254 (15)
6. Fran Tarkenton.....342 (18)	*16. Philip Rivers.....252 (11)
7. John Elway.....300 (16)	*17. Ben Roethlisberger.....251 (11)
8. Warren Moon.....291 (17)	18. Drew Bledsoe.....251 (14)
9. Johnny Unitas.....290 (18)	19. Boomer Esiason.....247 (14)
10. Vinny Testaverde.....275 (21)	20. John Hadl.....244 (16)

() - number of years played

* - active players in 2014

Marino reached the 200 touchdown passes plateau faster than any quarterback in NFL history and is tied with Peyton Manning for the fastest to reach 300 TD passes ... In his career Marino threw at least one TD pass in 203 of his 242 regular-season games as well as in 16 of his 18 playoff games (219 of 260 overall) ... Marino had six career games of throwing five or more touchdown passes, and the Dolphins were 4-2 in those contests ... Marino had 21 career games passing for four or more touchdowns, and he was 16-5 in those 21 contests ... Overall in his career he threw three or more touchdowns in 62 games (67, including playoffs), and he was 41-21 in those contests (44-23 including post-season games) ... Marino threw for 20 or more TD passes in 13 of his 17 years in the NFL ... The only seasons when he failed to reach 20 TD passes came in 1999, 1997, 1996 and in 1993, a season when he played only five games due to injury ... By throwing for 20 touchdown passes in 1998, he extended his own NFL record for most years throwing for 20 or more touchdown passes to 13 seasons, a record that Favre broke in 2008 ... Marino and Peyton Manning are the only players in NFL history to throw 20 or more touchdown passes in their first ten NFL seasons and is one of four players (along with Peyton Manning, Brett Favre and Drew Brees) to throw 20 or more TD passes in ten consecutive seasons ... Four times in his career (1984-86, 1994) Marino threw for 30 or more touchdowns, and he is tied for fifth along with Aaron Rodgers (2009, 2011-12, 2014) behind Favre (nine, 1994-98, 2001, 2003-04, 2009), Peyton Manning (nine, 2000, 2004, 2006-07, 2009-10, 2012-14), Brees (seven, 2008-14) and Tom Brady (five, 2007, 2010-12, 2014) for the NFL record of most seasons throwing 30 or more touchdown passes ... Marino (1984, 1986), Brees (2011-12) and Peyton Manning (2004, 2013) are the only QBs to throw 40 or more touchdowns in two different seasons ... In 1984, Marino threw for 48 touchdown passes, breaking the former NFL record of 36 TD passes that was set by George Blanda of the Houston Oilers in 1961 and tied by Y.A. Tittle of the New York Giants in 1963 ... Marino's record was broken by Peyton Manning of the Indianapolis Colts, who threw for 49 touchdown in 2004 ...

COMEBACKS: Over the course of Marino's 17-year career with the Dolphins, he brought the team back from a fourth quarter deficit a total of 37 times, with 21 fourth quarter triumphs at home and 16 on the road ... Included in that total were three playoff games in which Marino led Miami back in the fourth quarter ... With 37 fourth quarter comeback victories, Marino ranks third in that category: Denver's John Elway has 43 final period come-from behind wins, while Peyton Manning has 41 fourth quarter comebacks ... In Marino's 37 career fourth quarter comebacks, he completed 280 of 441 passes (63.5%) for 3,710 yards with 29 touchdowns and eight INTs in the final stanza for a rating of 104.4 ...

NFL ALL-TIME FOURTH QUARTER COMEBACK DRIVES

PLAYER	TEAMS	FOURTH QUARTER COMEBACK DRIVES
1. John Elway	Denver	43
2. Peyton Manning	Indianapolis, Denver	41
3. DAN MARINO	MIAMI	37
4. Joe Montana	San Francisco, Kansas City	31
Tom Brady	New England	31
6. Brett Favre	Green Bay, N.Y. Jets, Minnesota	28
7. Jim Kelly	Buffalo	24

MAN OF THE YEAR AWARD: On January 28, 1999, Marino was named as the 1998 Sprint/NFL Man of the Year ... It is the only league-sponsored award that recognizes player community service as well as excellence on the field ... Off the field, Marino established the Dan Marino Foundation, which was created to benefit children's charities in South Florida ... Marino became the second Dolphin player to win the NFL Man of the Year Award; Dwight Stephenson won that honor in 1985 and Jason Taylor became the third Dolphin to win that award in 2007 ...

PRO BOWL: Marino was selected to nine Pro Bowls (1983-87, 1991-92, 1994-95), including seven as a starter (1983-86, 1992, 1994-95), but due to injuries he was able to play in only two games (1984, 1992) ... Marino's nine Pro Bowl selections set a Dolphins record for most career selections, surpassing the former record of six selections that had previously been set by quarterback Bob Griese (1970-71, 1973-74, 1977-78), center Jim Langer (1973-78), and guard Bob Kuechenberg (1974-75, 1977-78, 1982-83) ... Marino's seven Pro Bowl starts set a Dolphins record for career starts, surpassing the former record of five starts that had previously been set by Langer (1973-77) ... Marino was first selected to the AFC Pro Bowl squad following his rookie season of 1983.

PERSONAL

Married to Claire (1/30/85), Marino and his wife have six children, Daniel Charles (9/4/86), Michael Joseph (5/18/88), Joseph Donald (7/26/89), Alexandra Claire (5/13/92), Niki Lin (12/15/96), and Lia (7/12/95) and reside in Weston, Fla. ... Following his retirement, worked with HBO, followed by 11 years with CBS "The NFL Today" as a studio analyst ... Played himself in movie "Ace Ventura: Pet Detective," which starred Jim Carrey, Sean Young and Courtney Cox; it was one of the top films in 1994 ... Appeared in 1998 movie "Holy Man," that starred Eddie Murphy ... Appears in music video by Hootie and the Blowfish for song "Only Want To Be With You" ... Established in 1992 and continues as its Chairman, The Dan Marino Foundation, raising over \$50 million focusing on children and young adults with autism ... Founded "first-of-its-kind" initiatives including: the MCH Dan Marino Center in Weston, Fla. which has over 50,000 visits annually, nationally developed the Marino Autism Research Institute, and in 2014 opened Marino Campus, a unique post-secondary educational program for young adults with autism and other developmental disabilities. . . Hosts the annual DMF WalkAbout Autism at Sun Life Stadium, attended by more than 18,000 children and families; event has raised over \$2 million to support autism programs in South Florida ... Advocates on both a national and statewide level for better services for children with autism ... Chairing Governor's Autism Taskforce in 2008, was instrumental in both the passing of the Autism Insurance Bill and the State of Florida Marino Adaptive Aquatics Certification. . . He also raised funds for his foundation through the Dolphin's "Touchdown for Tots" program, where he donated \$500 for every touchdown he threw, raising more than \$830,000. . . Named Sprint/NFL Man of the Year in 1998 ... Named Miami Dolphins Man of the Year each year from 1996-98; NFL's MVP in 1994; Dolphins MVP 12 times; and was nine-time Pro Bowl selection ... In 1998, served as one of three NFL representatives appearing in a national public service announcement in honor of the NFL's 25-year partnership with the United Way ... Had a street (Dan Marino Boulevard) named after him next to Sun Life Stadium ... Had his neighborhood field in Pittsburgh named "Dan Marino Field" in March 1990 ... Only rookie quarterback ever to start in the Pro Bowl (1983) ... Had been a fourth-round choice of baseball's Kansas City Royals in 1979 ... Attended University of Pittsburgh where he earned a degree in communications; received an Honorary Doctorate Degree in broadcast journalism from Pitt in 2008 ... Attended Central Catholic High School in Pittsburgh, lettering in football and baseball ... Full name is Daniel Constantine Marino, Jr., born September 15, 1961 in Pittsburgh, Pa.

DAN MARINO'S CAREER REGULAR SEASON STATISTICS

YEAR	TEAM	G-S	ATT.	COMP.	YDS.	PCT.	TD	INT.	LG	TKLD.	RATE
1983	Miami	11-9	296	173	2210	58.4	20	6	85t	10/80	96.0
1984	Miami	16-16	564	362	5084	64.2	48	17	80t	13/120	108.9
1985	Miami	16-16	567	336	4137	59.3	30	21	73t	18/157	84.1
1986	Miami	16-16	623	378	4746	60.7	44	23	85t	17/119	92.5
1987	Miami	12-12	444	263	3245	59.2	26	13	59t	9/77	89.2
1988	Miami	16-16	606	354	4434	58.4	28	23	80t	6/31	80.8
1989	Miami	16-16	550	308	3997	56.0	24	22	78t	10/86	76.9
1990	Miami	16-16	531	306	3563	57.6	21	11	69t	15/90	82.6
1991	Miami	16-16	549	318	3970	57.9	25	13	54t	27/182	85.8
1992	Miami	16-16	554	330	4116	59.6	24	16	62t	28/173	85.1
1993	Miami	5-5	150	91	1218	60.7	8	3	80t	7/42	95.9
1994	Miami	16-16	615	385	4453	62.6	30	17	64t	17/113	89.2
1995	Miami	14-14	482	309	3668	64.1	24	15	67t	22/153	90.8
1996	Miami	13-13	373	221	2795	59.2	17	9	74t	18/131	87.8
1997	Miami	16-16	548	319	3780	58.2	16	11	55	20/142	80.7
1998	Miami	16-16	537	310	3497	57.7	23	15	61t	23/178	80.0
1999	Miami	11-11	369	204	2448	55.3	12	17	62	9/66	67.4
17-YEAR TOTALS		242-240	8358	4967	61361	59.4	420	252	85t	269/1940	86.4

DAN MARINO'S CAREER PLAYOFF STATISTICS

YEAR	TEAM	G-S	ATT.	COMP.	YDS.	PCT.	TD	INT.	LG	TKLD.	RATE
1983	Miami	1-1	25	15	193	60.0	2	2	32t	0/0	77.6
1984	Miami	3-3	116	71	1001	61.2	8	5	41t	4/29	94.1
1985	Miami	2-2	93	45	486	48.4	3	3	39t	1/14	61.5
1990	Miami	2-2	79	42	544	53.2	5	2	64t	2/8	85.6
1992	Miami	2-2	74	39	435	52.7	4	2	30t	4/25	77.3
1994	Miami	2-2	67	46	519	68.7	5	0	31t	2/13	116.4
1995	Miami	1-1	64	33	422	51.6	2	3	45t	0/0	63.4
1997	Miami	1-1	43	17	141	39.5	0	2	42	4/21	29.3
1998	Miami	2-2	71	49	478	69.0	1	3	56	2/12	74.7
1999	Miami	2-2	55	28	291	50.9	2	2	27	3/19	63.5
PLAYOFF TOTALS		18-18	687	385	4510	56.0	32	24	64t	22/141	77.1

ADDITIONAL STATS

Rushing: 28 for 45 yards, 1.6 avg., long 15, 2 TDs in 1983; 28 for -7 yards, -.3 avg., long 10 in 1984; 26 for -24 yards, -.9 avg., long 2 in 1985; 12 for -3 yards, -.3 avg., long 13 in 1986; 12 for -5 yards, -.4 avg., long 5t, 1 TD in 1987; 20 for -17 yards, -.9 avg., long 6 in 1988; 14 for -7 yards, -.5 avg., long 2, 2 TDs in 1989; 16 for 29 yards, 1.8 avg., long 15 in 1990; 27 for 32 yards, 1.2 avg., long 11, 1 TD in 1991; 20 for 66 yards, 3.3 avg., long 12 in 1992; 9 for -4 yards, -.4 avg., long 4t, 1 TD in 1993; 23 for -6 yards, -.3 avg., long 10, 1 TD in 1994, 11 for 14 yards, 1.3 avg., long 12 in 1995; 11 for -3, -.3 avg., long 7 in 1996; 18 for -14 yards, -.8 avg., long 1 in 1997; 21 for -3 yards, -.1 avg., long 10, 1 TD in 1998; 6 for -6 yards, -1.0 avg., long 0 in 1999 for total of 302 for 87 yards, 0.3 avg., long 15, 9 TDs (P-15 for 0 yard, 0.0 avg., long 5, 1 TD)

Receiving: 1 for -6 yards in 1995

Miscellaneous Tackles: 2 in 1984, 1 in 1988, 2 in 1989, 1 in 1990, 1 in 1992 for total of 7


Fumble Recoveries: 1 in 1988



57 // C
DWIGHT
STEPHENSON

INDUCTED: 1998 // BORN: 11/20/57 // COLLEGE: ALABAMA '80
NFL: 1980-87 // DOLPHINS: 1980-87

Dwight Stephenson spent his entire career with the Dolphins, and was considered by many to be the “best at his position ever” in the NFL. He was selected to five straight Pro Bowls (1983-87), and earned starting honors in four of those contests (1983-86). His four Pro Bowl starts is tied for the fourth-most in team history. Stephenson anchored an offensive line which allowed the fewest sacks in the NFL each of his seasons as a starter and enabled Miami quarterback Dan Marino to set numerous passing records. His playing career ended prematurely after suffering torn anterior cruciate and lateral collateral ligaments in his left knee against the New York Jets on December 7, 1987, when he was hit unexpectedly by Marty Lyons on a New York fumble return. Stephenson’s greatest honor during his playing days came in 1985 when he was selected as the Miller Lite/NFL Man of the Year for his work in charity and community projects, the first Dolphin to win that award. Stephenson also served as an Assistant Offensive Line Coach on Don Shula’s Dolphins staff in 1992. Before joining the Dolphins as a second-round draft choice in 1980, he had an outstanding college career at Alabama, where he was called “the greatest center I have ever coached” by the late Paul “Bear” Bryant. He was elected to the Pro Football Hall of Fame in his sixth year of eligibility after having been a finalist on five occasions. In 1990, he also was voted as the center on the Dolphins’ Silver Anniversary all-time team, and on December 12, 1994, he was enshrined on the Dolphin Honor Roll at Sun Life Stadium. He also was a charter inductee in the Dolphins’ Walk of Fame on December 4, 2011.



42 // WR
PAUL
WARFIELD

INDUCTED: 1983 // BORN: 11/28/42 // COLLEGE: OHIO STATE '64
NFL: 1964-74, 1976-77 // DOLPHINS: 1970-74

Paul Warfield sandwiched two stints with the Cleveland Browns (1964-69 and 1976-77) around a five-year career with the Dolphins. After spending his first six seasons in the NFL with the Browns, Warfield was acquired by Miami in January of 1970 in exchange for a first-round pick in the upcoming draft. In his five seasons with the Dolphins, Warfield had 156 receptions for 3,355 yards (21.5 average) and 33 TDs. When he left Miami following the 1974 season, Warfield ranked first on the team’s career receiving yards and receiving touchdowns lists, while he was third on the Dolphins all-time record for receptions. His 21.5 average per reception is still the highest in Miami history. His career receiving totals in the NFL are 427 receptions for 8,565 yards (20.1 average) and 85 TDs. At the time of his retirement following the 1977 season, Warfield’s career catches were tied for the 17th most in NFL history, his career receiving yards were the sixth-most and his 85 touchdown catches were tied for the third-highest total in the

league's history. A member of both the '72 and '73 Super Bowl championship teams, he was selected to play in the Pro Bowl all five years he was with the Dolphins (once as a starter), in addition to being named to three Pro Bowl squads with the Browns. Warfield, one of two Dolphins (along with Mark Ingram) in the team's history to score four touchdowns in one game, also played one season with the Memphis Southmen of the World Football League (1975) before finishing his career with Cleveland. He was elected to the Hall of Fame in his first year of eligibility. In 1990, he also was voted as a wide receiver on the Dolphins' Silver Anniversary all-time team, and on November 19, 1990, he was enshrined on the Dolphin Honor Roll at Sun Life Stadium. He also was a charter inductee in the Dolphins' Walk of Fame on December 4, 2011.

PAUL WARFIELD'S CAREER STATISTICS

YEAR	TEAM	G-S	NO.	YDS.	AVG.	LG	TD
1964	Cleveland	14-NA	52	920	17.7	62t	9
1965	Cleveland	1-NA	3	30	10.0	13	0
1966	Cleveland	14-NA	36	741	20.6	51	5
1967	Cleveland	14-NA	32	702	21.9	49t	8
1968	Cleveland	14-NA	50	1067	21.3	65t	12
1969	Cleveland	11-NA	42	886	21.1	82t	10
1970	Miami	14-14	28	703	25.1	54	6
1971	Miami	12-11	43	996	23.2	86t	11
1972	Miami	14-14	29	606	20.9	47	3
1973	Miami	14-14	29	514	17.7	45	11
1974	Miami	14-14	27	536	19.9	54	2
1975	Memphis*	10-NA	25	422	16.9	44t	3
1976	Cleveland	14-14	38	613	16.1	37t	6
1977	Cleveland	14-9	18	251	13.9	52t	2
MIAMI TOTALS		68-67	156	3355	21.5	86t	33
CLEVELAND TOTALS		96-NA	271	5210	19.2	82t	52
NFL TOTALS		164-NA	427	8565	20.1	86t	85
MIAMI PLAYOFFS		11-11	34	717	21.1	75t	4
CLEVELAND PLAYOFFS		7-7	24	404	16.8	56	1
PLAYOFF TOTALS		18-18	58	1121	19.3	75t	5

*stats with WFL Memphis not included in career totals

OTHER DOLPHINS HALL OF FAMERS

CRIS CARTER

WIDE RECEIVER
NFL CAREER: 1987-2002

YEAR INDUCTED: 2013
DOLPHINS: 2002

A fourth round pick of the Philadelphia Eagles in the 1987 Supplemental Draft, Cris Carter developed into one of the most prolific receivers in the NFL. He spent his first three seasons as a member of the Eagles (1987-1989) and then played with the Minnesota Vikings for 12 years (1990-2001), where he helped re-write the team's record book.

Carter finished his NFL career as a member of the Miami Dolphins, coming out of retirement to sign with Miami as a free agent on Oct. 21, 2002. He remained on the team's roster until the conclusion of the season, playing in five games with the Dolphins, including one start, and recorded eight catches for 66

yards and one touchdown. He also was inactive for four games during that span due to a kidney injury.

Carter's career regular season totals include 1,101 receptions for 13,899 yards and 130 touchdowns. At the time of his retirement, Carter ranked second in NFL history in receptions and receiving touchdowns (behind Jerry Rice) and was fourth in reception yardage. During his tenure in Minnesota, he led the Vikings in receptions for 10 straight years, recorded eight straight 1,000-

yard seasons and also earned eight consecutive Pro Bowl berths. In 1994, Carter set a then-NFL record for receptions in a season when he hauled in 122 passes for 1,256 yards and scored seven touchdowns. A year later in 1995 he registered his second straight 122-catch season and amassed a career-high 1,371 yards and 17 touchdowns. His two-year total of 244 catches was the most in NFL history. He was named to the NFL's All-Decade Team of the 1990s, and was inducted into the Pro Football Hall of Fame in 2013.

An Ohio native, he played collegiately at Ohio State.



BILL PARCELLS

COACH/EXECUTIVE

YEAR INDUCTED: 2007

NFL CAREER: 1983-90, 1993-99, 2003-06, 2008-10 DOLPHINS: 2008-10

Bill Parcells served the Miami Dolphins in an executive capacity, but he is best known for his success as a head coach in the NFL. In his 19 years as a head coach in the league, he experienced just five losing seasons. Four times he took struggling teams and turned them into winners. He won two Super Bowls, and his teams finished in either first or second place in their division 11 times.

Parcells spent almost three full seasons (2008-10) as the Executive Vice President of Football Operations of the Dolphins. He had an immediate impact, inheriting a 1-15 team and turning them around his first year, leading the Dolphins to an 11-5 record in 2008 along with the AFC East title and a playoff berth. The team's ten-game turnaround was tied for the biggest improvement in NFL history.

Parcells had the most success as head coach of the New York Giants. He took over that position in 1983, inheriting a Giants team that had just one winning season in its previous 10 years. After a 3-12-1 season in his first year, the Giants made the postseason as a wild-card team the next two years. In 1986, however, the Giants finished 14-2 and capped the year with a victory over the Denver Broncos in Super Bowl XXI. And in 1990 the team captured its second Lombardi Trophy with a dramatic 20-19 victory over the Buffalo Bills in Super Bowl XXV. Parcells took over as head coach of the New England Patriots, and in 1996 he led them to a berth in Super Bowl XXXI. After that he moved to the New York Jets, and in 1998 he guided them to a 12-4 record and advanced to the AFC championship game. His final stint as a head coach in the NFL came with the Dallas Cowboys from 2003-06. He led the team to playoff appearances twice during that tenure.

Overall Parcells spent 26 seasons as a coach and executive in the NFL. He compiled an overall coaching record of 172-130-1 in the regular season and 11-8 in the playoffs. He was named NFL Coach of the Year in 1986 and 1994 and was inducted into the Pro Football Hall of Fame in 2013.



JUNIOR SEAU

LINEBACKER

YEAR INDUCTED: 2015

NFL CAREER: 1990-2009

DOLPHINS: 2003-05

Junior Seau played three years (2003-05) as a linebacker for the Dolphins, but is best known as a perennial Pro Bowl performer for 13 seasons with the San Diego Chargers and also spent his last four years in the NFL as a member of the New England Patriots. During his 20-year career, he recorded 56.5 sacks along with 18 interceptions and was known for his leadership and his passionate style of play.

Seau was acquired by the Dolphins on April 16, 2003 from the Chargers in exchange for a 2004 fifth round draft choice. During his tenure in Miami, Seau teamed with Jason Taylor, Zach Thomas and others to form the nucleus of one the strongest defensive units in the NFL. In 2003, his first season with the Dolphins, he started 15 games and finished second on the team with 133 tackles, the ninth time in his career he recorded 100 or more tackles in a season. He also added three sacks. He proved to be a key

addition to a defense that allowed only 90.8 yards rushing per game, the fifth best mark in the NFL, as the Dolphins became the only team in the league not to permit an individual 100-yard rusher. In 2004 he started the first eight games of the season, recording 68 tackles and a sack before being placed on injured reserve with a torn right pectoral muscle he injured on Nov. 1st at the New York Jets. At the time of the injury he was averaging eight tackles a game and ranked second on the team in tackles. Limited by injuries in 2005, Seau only played in seven games with the Dolphins (including five starts) and had 43 tackles and one sack before being placed on injured reserve on Nov. 24th with an Achilles tendon injury. He was released by Miami on March 6, 2006. In two of his three years with the Dolphins (2003-04) his teammates voted him the recipient of the Don Shula Leadership Award.

During his 13 years in San Diego (1990-2002), Seau was voted to 12 consecutive Pro Bowls, becoming just the fourth player since 1970 to be selected ten or more straight times to the Pro Bowl. He recorded 100 or more tackles in eight of his seasons in San Diego and was selected the Chargers' Most Valuable Player six times. He was named the NFL Defensive Player of the Year in 1992 by UPI and also was named to the All-Decade Team of the 1990s by the Pro Football Hall of Fame. In 1994 he led the Chargers to a berth in Super Bowl XXIX, the franchise's only Super Bowl appearance, and in the AFC Championship Game that season against the Pittsburgh Steelers he recorded 16 tackles despite playing with a pinched nerve in his neck. That same year he was named the NFL Man of the Year for his philanthropic efforts, and he was a constant and active contributor to his community throughout his career.

Following his tenure in Miami, Seau spent his final four seasons (2006-09) in the league with the New England Patriots. In 2007, he recorded 74 tackles and 3.5 while playing in all 16 games for Patriots' AFC Championship team that went undefeated in the regular season before losing to the New York Giants in Super Bowl XLII. Seau retired following his final season with the Patriots in 2009, and he died on May 2, 2012 in San Diego at the age of 43. He was elected to the Hall of Fame on January 31, 2015 in his first year of eligibility.

A native of San Diego, Seau played collegiately at the University of Southern California (USC).



THURMAN THOMAS

RUNNING BACK
NFL CAREER: 1988-2000

YEAR INDUCTED: 2007
DOLPHINS: 2000

A second-round draft choice of Buffalo in 1988, Thurman Thomas went on to enjoy a stellar 13-year NFL career (1988-2000), the first 12 with the Bills. He was a critical component that catapulted Buffalo to an unprecedented four straight Super Bowl appearances, following the 1990-93 seasons.

Thomas concluded his career as a Dolphin after signing with the team as a free agent on March 7, 2000. He played in nine games that season and rushed for 136 yards on 28 carries and caught 16 passes for 117 yards and a TD. He sustained a career-ending knee injury in a game at San Diego on November 12, 2000.

Thomas' career regular season statistics include 12,074 rushing yards and 65 touchdowns on 2,877 attempts, and 472 receptions for 4,458 yards and 23 touchdowns. At the time of his retirement following the 2000 season, his rushing yardage total ranked ninth in NFL annals while his 16,532 total yards from scrimmage were sixth-most and fifth among running backs. He was named to the NFL's All-Decade Team of the 1990s, was selected as a first- or second-team All-Pro five times and was voted to the Pro Bowl five straight years. His election into the Pro Football Hall of Fame was announced on February 2, 2007 in Miami.

A native of Houston, Texas, Thomas played collegiately at Oklahoma State.

STOFA TWICE TRADED BY DOLPHINS

The only player for whom the Dolphins received trade value twice is QB John Stofa. Stofa, who joined Miami as a free agent in 1966, was traded on December 26, 1967, to Cincinnati for first- and second-round draft choices in 1968. He re-joined the Dolphins as a free agent in 1969 and was traded on November 23, 1971, to Denver for a seventh-round pick in 1972.

DOLPHINS RETIRED JERSEYS



BOB GRIESE

#12

Bob Griese's No. 12 jersey became the first Dolphin number to be retired, on May 6, 1982, in ceremonies at the Dolphins' annual awards banquet.

No other player in the history of the Dolphins, either before or after Griese, wore No. 12 in regular season play.

Griese was further recognized when he was elected to the Pro Football Hall of Fame in 1990.

For a full bio of Griese, please see the Hall of Fame section of the media guide.



DAN MARINO

#13

Dan Marino's No. 13 jersey became the second Dolphin uniform number to be retired, on Sunday, September 17, 2000, at halftime of the Dolphins-Baltimore Ravens game at Sun Life Stadium. He was also inducted into the Dolphin Honor Roll on that date. Marino was further honored when he was elected to the Pro Football Hall of Fame in 2005.

The only other Dolphin player to wear No. 13 was safety Jake Scott, who wore that number from 1970 through 1975.

For a full bio of Marino, please see the Hall of Fame section of the media guide.



LARRY CSONKA

#39

Larry Csonka's jersey No. 39 became the third number in club history to be retired, during halftime ceremonies of the Dolphins' game against the Chicago Bears at Sun Life Stadium on December 9, 2002.

No player other than Csonka ever wore No. 39 in regular season play. Csonka wore that number in his eight years with the Dolphins, from 1968 through 1974 and again in 1979.

Csonka also was honored when he was elected to the Pro Football Hall of Fame in 1987.

For a full bio of Csonka, please see the Hall of Fame section of the media guide.

ALL-TIME ROSTER

(1966-14 - Players must participate in at least one regular-season game to qualify)

HEAD COACHES

Bates, Jim	Tennessee	2004
Bowles, Todd	Temple	2011
Cameron, Cam	Indiana	2007
Johnson, Jimmy	Arkansas	1996-99
Philbin, Joe	Washington & Jefferson	2012-14
Saban, Nick	Kent State	2005-06
Shula, Don	John Carroll	1970-95
Sparano, Tony	New Haven	2008-11
Wannstedt, Dave	Pittsburgh	2000-04
Wilson, George	Northwestern	1966-69

ASSISTANT COACHES

Adams, Blue	Cincinnati	Assistant Defensive Backs	2012-14
Anarumo, Lou	Wagner	Defensive Backs	2012-14
Armstrong, Keith	Temple	Special Teams	2001-07
Arnsperger, Bill	Miami (Ohio)	Defense, Linebackers	1970-72
		Ass't Head Coach/Defense	1973, 1976-83
Baggett, Charlie	Michigan State	Ass't Head Coach/Offense/WRs	2005-06
Bates, Jim	Tennessee	Defensive Coordinator	2000-04
Beightol, Larry	Catawba	Ass't Head Coach/Offensive Line	1996-97
		Offensive Line	1998
Benton, John	Colorado State	Offensive Line	2014
Bicknell Jr., Jack	Boston College	Assistant Offensive Line	2014
Bingaman, Les	Illinois	Defensive Line	1966-69
Blevins, Doug	E. Tennessee State	Kicking	1997-02
Bonamego, John	Central Michigan	Special Teams Coordinator	2008-10
Boudreau, Paul	Boston College	Offensive Line	1999-00
Bowles, Todd	Temple	Ass't Head Coach/Secondary	2008-11
Brooks, Clarence	Massachusetts	Defensive Line	2000-04
Brown, Kippy	Memphis	Running Backs	1996-97
		Offensive Coordinator	1998-99
Bullen, Charlie	Iowa	Defensive Assistant	2012
		Assistant Defensive Line	2013-14
Burris, Jeff	Notre Dame	Defensive Assistant	2013-14
Bush, Steve	S. Connecticut State	Offensive Quality Control	2008-10
		Wide Receivers	2011
Campbell, Dan	Texas A&M	Coaching Intern/Offense	2010
		Tight Ends	2011-14
Capers, Dom	Mount Union	Special Ass't to the Head Coach	2006
		Defensive Coordinator	2007
Clark, Monte	Southern California	Offensive Line	1970-73
		Offense	1974
		Offense/Offensive Line, Run Offense	1975
		Offensive Line	1995
Coley, James	Florida State	Offensive Assistant	2005
		Offensive Quality Control	2006
Collier, Joel	Northern Colorado	Staff Assistant	1994
		Defensive Staff Assistant	1995-97
		Running Backs	1998-04
Corrao, David	Arizona	Defensive Quality Control	2008-09
		Defensive Quality Control/Ass't LBs	2010-11
		Assistant Linebackers	2012-14
Costello, Vince	Ohio University	Defense	1974
Coyle, Kevin	Massachusetts	Defensive Coordinator	2012-14
Cox, Bryan	Western Illinois	Pass Rush	2011
Craig, Dameyune	Auburn	Special Teams Assistant	2005
Crosby, Steve	Fort Hays State	Special Teams	1979-82
Daboll, Brian	Rochester	Offensive Coordinator	2011
Danna, Joe	Central Michigan	Assistant Secondary	2010-11
Davis, Bo	Louisiana State	Assistant Strength and Conditioning/ Assist with the Defensive Line	2006
Davis, Tim	Utah	Assistant Offensive Line	2005-07

DeGuglielmo, Dave	Boston University	Offensive Line	2009-11
DeLeone, George	Connecticut	Tight Ends	2008-10
Dellenbach, Jeff	Wisconsin	Fellowship Coach-Offense/Special Teams	2004
Doll, Don	Southern California	Linebackers, Pass Defense	1975-76
Dooley, Derek	Virginia	Tight Ends	2005-06
Dorrell, Karl	UCLA	Wide Receivers	2008-10
		Quarterbacks	2011
Duffner, Mark	William & Mary	Linebackers	2014
Dumas, Michael	Indiana	Defensive Secondary Coaches Ass't	2007
Edwards, George	Duke	Linebackers	2005-07
		Inside Linebackers	2008-09
		Linebackers	2012-13
English, Wally	Louisville	Quarterbacks, Receivers	1981-82
Fears, Eric	Virginia	Ass't Strength and Conditioning	2004-05
Fipp, Dave	Arizona	Assistant Special Teams	2011-12
Foerster, Chris	Colorado State	Offensive Coordinator	2004
Ford, Robert	Houston	Wide Receivers	1998-03
Gailey, Chan	Florida	Offensive Coordinator	2000-01
Gamble, John	Hampton Institute	Strength	1994-95
		Strength and Conditioning	1996-05
		Director of Player Development/ Special Ass't to the Head Coach	2006
Garrett, Jason	Princeton	Quarterbacks	2005-06
Garrett, Judd	Princeton	Offensive Assistant	2000
		Offensive Quality Control	2001-02, 05
		Offensive Quality Control/QBs	2003
		Offensive Quality Control/WRs	2004
Godette, Cary	East Carolina	Defensive Line	1996-99
Greene, Joe	North Texas State	Defensive Line	1992-95
Hefferle, Ernie	Duquesne	Offensive Line	1966-69
Henning, Dan	William & Mary	Quarterbacks, Receivers	1979-80
		Offensive Coordinator	2008-10
Hill, Bert	Auburn-Montgomery	Assoc. Strength and Conditioning	2005
		Strength and Conditioning	2006
Hill, George	Denison	Linebackers	1989-95
		Defensive Coord./Linebackers	1996-99
Hilliard, Ike	Florida	Assistant Wide Receivers	2011
Hoffman, Steve	Dickinson	Assistant Special Teams	2007
		Kicking	2008
Houck, Hudson	Southern California	Offensive Line	2005-07
Idzik, John	Maryland	Offensive Backs	1966-69
Jackson, Bobby	Samford	Running Backs	2007
Johnson, Ben	North Carolina	Offensive Assistant	2012
		Assistant Quarterbacks	2013-14
Jones, Pat	Arkansas	Tight Ends	1996-03
Jones, Travis	Georgia	Assistant Defensive Line	2005
		Outside Linebackers	2006
		Defensive Line (Ends)	2007
Keane, Tom	West Virginia	Defensive Backs	1966-75
		Defensive Backs, Punting	1976-84
		Special Teams	1985
Koenning, Les	Texas	Offensive Staff Assistant	1997
Krein, Darren	Miami (Fla.)	Strength and Conditioning	2011-14
Lazor, Bill	Cornell	Offensive Coordinator	2014
Lee, David	Vanderbilt	Quarterbacks	2008-10
Lewis, Bill	East Stroudsburg	Defensive Nickel Package	1996-04
Linehan, Scott	Idaho	Offensive Coordinator	2005
Maalouf, Marwan	Baldwin-Wallace	Assistant Special Teams	2013-14
Marcus, Evan	Ithaca	Strength and Conditioning	2008-10
Marshall, Marvin	South Carolina State	Offensive Quality Control	2007
Martin, Ben	Trinity College (Conn.)	Offensive Assistant	2014
Maser, Mike	Buffalo	Offensive Line	2008
Matheson, Bob	Duke	Special Teams	1983
		Special Teams, Linebackers	1984
		Linebackers	1985-86
Maxie, Brett	Texas Southern	Secondary (Safeties)	2007
McGeoghan, Phil	Maine	Assistant Wide Receivers	2012-14
McGeorge, Rich	Elon	Ass't Offensive Line, Tight Ends	1993-95
		Assistant Offensive Line	1996-99
McPeak, Bill	Pittsburgh	Offense	1973-74

Mosley, Chris	Washington & Jefferson	Assistant Offensive Line	2012-13
Mularkey, Mike	Florida	Offensive Coordinator	2006
		Tight Ends	2007
Muschamp, Will	Georgia	Assistant Head Coach/Defense	2005
Nathan, Tony	Alabama	Coaches' Assistant	1989-92
		Offensive Backs	1993-95
Nixon, Jeff	Penn State	Running Backs	2011-14
Nolan, Mike	Oregon	Defensive Coordinator	2010-11
Nunn, Robert	Oklahoma State	Ass't Defensive Line/Def. Ass't	2000
		Ass't Def. Line/Def. Qual. Control	2001-02
Ohr, Brad	Appalachian State	Ass't Strength and Conditioning	2007
O'Keefe, Ken	John Carroll	Wide Receivers	2012-14
Olivadotti, Tom	Upsala	Defense	1987-95
Parmalee, Bernie	Ball State	Assistant Special Teams	2002
		Ass't Special Teams/Off. Ass't	2003
		Tight Ends	2004
Pasqualoni, Paul	Penn State	Defensive Coordinator	2008-09
Pelligrini, Bob	Maryland	Linebackers	1966-67
Phillips, Mel	North Carolina A&T	Defensive Backs	1985-95
		Secondary	1996-06
		Secondary (Cornerbacks)	2007
Pires, Glenn	Springfield College	Assistant Defensive Line	2003-04
		Defensive Quality Control	2005-06
		Assistant Linebackers	2007
Puloka, Dave	Holy Cross	Ass't Strength and Conditioning	2008-14
Quinn, Dan	Salisbury	Defensive Line	2005-06
Regan, Dave	Australian Catholic	Sports Science Analyst	2014
Reid, Jim	Maine	Outside Linebackers	2008-09
Reynolds, Diron	Wake Forest	Defensive Line (Tackles)	2007
Rizzi, Darren	Rhode Island	Ass't Special Teams	2009-10
		Special Teams	2010-14
Robiskie, Terry	Louisiana State	Wide Receivers	2007
Rodgers, Kacy	Tennessee	Defensive Line	2008-14
Roll, Brad	Stephen F. Austin	Ass't Strength and Conditioning	1996-03
Sanders, Bob	Davidson	Linebackers	2001-04
Sandusky, John	Villanova	Offensive Line, Running Game	1976-81
		Offensive Line	1982-88
		Ass't Head Coach/Offensive Line	1989-94
Saxon, James	San Jose State	Running Backs	2008-10
Scarry, Mike	Waynesburg	Defensive Line	1970-74
		Defensive Line, Run Defense	1975-85
Schiotz, Matt	Wisconsin-La Crosse	Strength and Conditioning	2007
Schnelker, Bob	Bowling Green	Receivers	1974
Schnellenberger, Howard	Kentucky	Offense, Receivers	1970-72
		Offense, Receivers, Passing Game	1975-78
Seiple, Larry	Kentucky	Wide Receivers	1988-97
		Quarterbacks	1998-99
Sekanovich, Dan	Tennessee	Defensive Line	1986-91
Shannon, Randy	Miami (Fla.)	Defensive Staff Assistant	1998-99
		Linebackers	2000
Shea, Terry	Oregon	Quarterbacks	2007
Sheridan, Bill	Grand Valley State	Linebackers	2010-11
Sherman, Mike	Central Connecticut St.	Offensive Coordinator	2012-13
Shula, David	Dartmouth	Receivers	1982-84
		Receivers, Quarterbacks	1985
		Ass't Head Coach/Rec., QBs	1986-87
		Ass't Head Coach/QBs, Pass Game	1988
Shula, Mike	Alabama	Coaches' Assistant	1991-92
		Quarterbacks	2000-02
Smart, Kirby	Georgia	Safeties	2006
Smith, Richard	Fresno State	Defensive Coordinator	2005
Sparano, Jr., Tony	Albany	Offensive Quality Control	2011
Stephenson, Dwight	Alabama	Assistant Offensive Line	1992
Stevens, Gary	John Carroll	Quarterbacks, Pass Offense	1989-91
		Offense, Quarterbacks	1992-95
		Offensive Coordinator	1996-97
Studley, Chuck	Illinois	Defense	1984-86
		Linebackers	1987-88
Sullivan, Jerry	Delta State	Wide Receivers	2004

Taseff, Carl	John Carroll	Offensive Backs	1970-74
		Offensive Backs, Kickers	1975
		Offensive Backs, Special Teams	1976-82
		Offensive Backs	1983-92
		Staff Assistant	1993
Taylor, Zac	Nebraska	Assistant Quarterbacks	2012
		Quarterbacks	2013-14
Trestman, Marc	Minnesota	Ass't Head Coach/Quarterbacks	2004
Turner, Jim	Boston College	Offensive Line	2012-13
Turner, Norv	Oregon	Asst. Head Coach/Off. Coord.	2002-03
Wade, Junior	South Carolina State	Strength and Flexibility	1983-84
		Strength and Conditioning	1985-93
		Conditioning	1994-95
Walker, Chad	Louisiana State	Defensive Quality Control	2007
Walston, Bobby	Georgia	Receivers, Kicking	1966-67
Wannstedt, Dave	Pittsburgh	Assistant Head Coach	1999
Westhoff, Mike	Wichita State	Special Teams, Tight Ends	1986-88
		Special Teams, Ass't Off. Line	1989
		Special Teams	1990-00
Williams, Bobby	Purdue	Running Backs	2005-06
Wise, Tony	Ithaca	Offensive Line	2001-04

PLAYERS

- A -

NAME	POS.	SCHOOL	UNIFORM NUMBER	YEARS
Aaitui, Isaako	DT	Nevada-Las Vegas	97	2013
Abdul-Jabbar, Karim	RB	UCLA	33	1996-99
Adams, Keith	LB	Clemson	57	2006
Adams, Stefon	S	East Carolina	47	1990
Ahanotu, Chidi	DE	California	75	2004
Ahrens, Dave	LB	Wisconsin	50	1989
Aikens, Walt	CB/S	Liberty	35	2014
Alabi, Anthony	T	TCU	79	2005-07
Alama-Francis, Ikaika	LB	Hawaii	59	2010-11
Albert, Branden	T	Virginia	71	2014
Albright, Ethan	T	North Carolina	71	1995
Alexander, Bruce	CB	Stephen F. Austin	32	1992-93
Alexander, John	DE	Rutgers	76	1977-78
Alleman, Andy	G	Akron	57	2008
Allen, Jason	S/CB	Tennessee	32	2006-10
Allen, Jeff	CB	California-Davis	43	1980
Allen, Will	CB	Syracuse	25	2006-11
Alexander, Gerald	CB	Boise State	40	2011
Amaya, Jonathon	CB	Nevada-Reno	40, 29	2010, 2012
Anderson, Bennie	G	Tennessee St.	63	2006
Anderson, Charlie	LB	Mississippi	56	2008-09
Anderson, Dick	S	Colorado	40	1968-77
Anderson, Dunstan	DE	Tulsa	71	1997
Anderson, Terry	WR	Bethune-Cookman	85	1977-78
Andrew, Troy	C/G	Duke	65	2001-02
Andrews, John	DE	Morgan State	70	1975-76
Arkin, David	G	Missouri State	66	2013
Armstrong, Anthony	WR	West Texas A&M	87	2012
Armstrong, Antonio	LB	Texas A&M	58	1995
Armstrong, Trace	DE	Florida	93	1995-00
Arnold, Jim	P	Vanderbilt	6	1994
Atkins, Gene	S	Florida A&M	28	1994-96
Auer, Joe	RB	Georgia Tech	32	1966-67
Austin, Marvin	DT	North Carolina	58	2013
Avery, John	RB	Mississippi	20	1998-99
Ayanbadejo, Brendon	LB	UCLA	50	2003-04
Ayanbadejo, Obafemi	FB	San Diego State	30	2003
Ayodele, Akin	LB	Purdue	51	2008-09

- B -

Babb, Charlie	S	Memphis State	49	1972-79
Bachman, Ted	CB	New Mexico State	47	1976
Bailey, Clarence	FB	Hampton Institute	38	1987

Bailey, Elmer	WR	Minnesota	88	1980-81
Bailey, Robert	CB	Miami (Fla.)	23	1996
Baker, Chris	DT	Hampton	95	2010
Baker, Mel	WR	Texas Southern	82	1974
Baker, Robert	WR	Auburn	16, 83	1999, 2002
Baker, Ryan	DE	Purdue	90	2009-12
Ball, Larry	LB	Louisville	51, 52	1972-74, 1977-78
Banks, Fred	WR	Liberty	86	1987-93
Bannon, Bruce	LB	Penn State	58	1973-74
Barber, Kantroy	FB	West Virginia	48	1999
Barber, Rudy	LB	Bethune-Cookman	72	1968
Barisich, Carl	DT	Princeton	78	1977-80
Barnes, Darian	FB	Hampton	36	2005-06
Barnes, Rodrigo	LB	Rice	51	1975
Barnett, Bill	DT	Nebraska	70	1980-85
Barnett, Fred	WR	Arkansas State	80	1996-97
Bartholomew, Brent	P	Ohio State	6	1999
Baty, Greg	TE	Stanford	84	1990-94
Baumann, Charlie	K	West Virginia	7	1991
Baumhower, Bob	DT	Alabama	73	1977-86
Bealles, Bill	T	Northern Iowa	65	1987
Beaudoin, Doug	S	Minnesota	44	1980
Beavers, Aubrey	LB	Oklahoma	53	1994-95
Beck, John	QB	Brigham Young	9	2007-08
Beecher, Willie	K	Utah State	2	1987
Beier, Tom	S	Miami (Fla.)	47	1967, 1969
Bell, Jeremiah	S	Eastern Kentucky	37	2004-11
Bellamy, Ronald	WR	Michigan	15	2004
Benjamin, Guy	QB	Stanford	7	1978-79
Bennett, Charles	DE	Southwestern Louisiana	93	1987
Bennett, Woody	FB	Miami (Fla.)	34	1980-88
Benson, Charles	DE	Baylor	78	1983-84
Berger, Joe	G/C	Michigan Tech	65, 67	2005-06, 2010
Berger, Ron	DE	Wayne State	76	1973
Bess, Davone	WR	Hawaii	15	2008-12
Bessilleu, Don	S	Georgia Tech	46	1979-81
Betters, Doug	DE	Nevada-Reno	75	1978-87
Binns, Armon	WR	Cincinnati	19	2012-13
Bishop, Richard	DE	Louisville	72	1982
Blackwood, Glenn	S	Texas	47	1979-87
Blackwood, Lyle	S	Texas Christian	42	1981-86
Bock, John	G	Indiana State	60	1996-00
Bokamper, Kim	LB/DE	San Jose State	58	1977-85
Bolcar, Ned	LB	Notre Dame	53	1991-92
Booker, Lorenzo	RB	Florida State	20	2007
Booker, Marty	WR	Louisiana-Monroe	86	2004-07
Bosa, John	DE	Boston College	97	1987-89
Bosarge, Wade	S	Tulsa	48	1977
Boston, David	WR	Ohio State	80	2004-05
Boutwell, Tom	QB	Southern Mississippi	16	1969
Bowens, David	DE	Western Illinois	96	2001-06
Bowens, Tim	DT	Mississippi	95	1994-04
Bowser, Charles	LB	Duke	56	1982-85
Boyer, Brant	LB	Arizona	52	1994
Boynton, John	T	Tennessee	71	1969
Braggs, Stephen	CB/S	Texas	36	1992-93
Bramlett, John	LB	Memphis State	57	1967-68
Branch, Mel	DE	Louisiana State	86	1966-68
Braxton, Jim	FB	West Virginia	34	1978
Braxton, Tyrone	S	North Dakota State	34	1994
Brenner, Sam	G/C	Utah	65	2013-14
Brigance, O.J.	LB	Rice	58, 57	1996-99
Brightful, Lamont	CB	Eastern Washington	45	2004
Briscoe, Marlin	WR	Omaha	86	1972-74
Bromell, Lorenzo	DE	Clemson	91	1998-01
Brophy, Jay	LB	Miami (Fla.)	53	1984-86
Brown, Andre	WR	Miami (Fla.)	82	1989-90
Brown, Bud	S	Southern Mississippi	43	1984-88
Brown, Dean	S	Fort Valley State	44	1970
Brown, Donald	CB	Maryland	32	1986
Brown, J.B.	CB	Maryland	37	1989-96

Brown, James	T	Virginia State	76	1996-99
Brown, Mark	LB	Purdue	51	1983-88
Brown, Ronnie	RB	Auburn	23	2005-10
Brown, Tom	FB	Pittsburgh	36	1987-89
Brownlee, Claude	DE	Benedict College	79	1967
Brudzinski, Bob	LB	Ohio State	59	1981-89
Bruggers, Bob	LB	Minnesota	56, 54	1966-68
Bryan, Courtney	S	New Mexico State	47	2007-08
Bryant, Anthony	DT	Alabama	62	2007
Bryant, Matt	K	Baylor	5	2004
Bua, Tony	LB	Arkansas	51	2004
Buckey, Jeff	G/T	Stanford	77	1996-98
Buckley, Terrell	CB	Florida State	27	1995-99, 2003
Bulaich, Norm	FB	Texas Christian	31	1975-79
Bullough, Chuck	LB	Michigan State	54	1993-94
Buoniconiti, Nick	LB	Notre Dame	85	1969-76
Burgess, Fernanza	WR	Morris Brown	82	1984
Burgess, Marvell	S	Henderson State	49	1987
Burnett, Kevin	LB	Tennessee	56	2011-12
Burnett, Rob	DE	Syracuse	90	2002-03
Burton, Shane	DE	Tennessee	75	1996-98
Bush, Reggie	RB	Southern California	22	2011-12
Byars, Keith	FB	Ohio State	41	1993-96

- C -

Camarillo, Greg	WR	Stanford	83	2007-09
Campbell, D.J.	S	California	37	2013
Canale, Whit	DE	Tennessee	72	1966
Carey, Vernon	T	Miami (Fla.)	72	2004-11
Carlton, Darryl	T	Tampa	71	1975-76
Carolan, Brett	TE	Washington State	84, 86	1996
Carpenter, Bobby	LB	Ohio State	50	2010
Carpenter, Dan	K	Montana	5	2008-12
Carpenter, Preston	TE	Arkansas	36	1966
Carroll, Nolan	CB	Maryland	28	2010-13
Carter, Cris	WR	Ohio State	88	2002
Carter, Joe	RB	Alabama	23	1984-86
Carter, Kevin	DE	Florida	93	2005-06
Casares, Rick	RB	Florida	35	1966
Caterbone, Mike	WR	Franklin and Marshall	81	1987
Cefalo, Jimmy	WR	Penn State	81	1978-84
Cesare, Billy	S	Miami (Fla.)	33	1980
Chalenski, Mike	DE	UCLA	70	1997
Chambers, Chris	WR	Wisconsin	84	2001-07
Chambers, Rusty	LB	Tulane	60, 51	1976-80
Charles, Mike	DT	Syracuse	71	1983-86
Chatman, Jesse	RB	Eastern Washington	22, 28	2005, 2007
Chavez, Laz	LB	Iona	92	1987
Chavis, Eddie	WR	Montclair State	85	1987
Cheek, Louis	T	Texas A&M	77	1988-89
Chesley, John	TE	Oklahoma State	86	1984
Chesser, George	RB	Delta State	28, 31	1966-67
Chester, Larry	DT	Temple	64	2002-04
Clabo, Tyson	T	Wake Forest	77	2013
Clancy, Jack	WR	Michigan	24	1967-69
Clancy, Sean	LB	Amherst	57	1978
Clark, Desmond	TE	Wake Forest	85	2002
Clark, Gary	WR	James Madison	84	1995
Clark, Greg	LB	Arizona State	51	1989
Clark, Robert	WR	North Carolina Central	81	1992
Clark, Steve	G	Utah	76	1982-85
Clay, Charles	FB/TE	Tulsa	31, 42	2011-14
Clayton, Mark	WR	Louisville	83	1983-92
Clemons, Chris	S	Clemson	30	2009-13
Cleveland, Greg	T	Florida	61	1987
Cline, Jackie	DT	Alabama	98	1987-89
Clutts, Tyler	FB	Fresno State	40	2013
Cobbs, Patrick	RB	North Texas	38	2006-10
Coe, Michael	CB	Alabama State	32	2012
Cole, Terry	RB	Indiana	31	1971

Coleman, Deandre	DT	California	62	2014
Coleman, Marco	DE	Georgia Tech	90	1992-95
Colledge, Daryn	G	Boise State	67	2014
Collins, Cecil	RB	McNeese State	34	1999
Collins, Roosevelt	LB	Texas Christian	52	1992
Collins, Tony	RB	East Carolina	34	1990
Colombo, Marc	T	Boston College	71	2011
Colzie, Neal	S	Ohio State	20	1979
Condren, Brannon	S	Troy	28	2008
Conlin, Chris	G/C	Penn State	67	1987
Cook, Ryan	C	New Mexico	62	2011
Cooke, Ed	DE	Maryland	80	1966-67
Cooper, Louis	LB	Western Carolina	50	1991
Copeland, Horace	WR	Miami (Fla.)	80	1998
Cornelius, Charles	CB	Bethune-Cookman	44	1977-78
Cornish, Frank	DT	Grambling	71	1970-71
Cousin, Terry	CB	South Carolina	21	2001
Cowan, Larry	RB	Jackson State	43	1982
Cox, Arthur	TE	Texas Southern	88	1991
Cox, Bryan	LB	Western Illinois	51	1991-95
Cox, Jim	TE	Miami (Fla.)	83	1968
Cramer, Casey	FB	Dartmouth	30	2008
Craver, Aaron	RB	Fresno State	34, 32, 44	1991-94
Crawford, Mike	LB	Nevada-Las Vegas	56	1997-98
Cribbs, Joe	RB	Auburn	20	1988
Crocker, Chris	S	Marshall	20	2008
Cronin, Bill	TE	Boston College	90	1966
Cross, Jeff	DE	Missouri	91	1988-95
Crowder, Channing	LB	Florida	52	2005-10
Crowder, Randy	DT	Penn State	74	1974-76
Crusan, Doug	T	Indiana	77	1968-74
Csonka, Larry	FB	Syracuse	39	1968-74, 1979
Culpepper, Daunte	QB	Central Florida	8	2006
Culver, Tyrone	S	Fresno State	29, 36	2008-12
Current, Mike	T	Ohio State	79, 71	1967, 1977-79
Curtis, Kevin	WR	Utah State	83	2010

- D -

Daniels, Travis	CB	Louisiana State	21, 29	2005-07
Dar Dar, Kirby	WR	Syracuse	15, 87, 89	1995-98
Darius, Donovin	S	Syracuse	40	2007
Dansby, Karlos	LB	Auburn	58	2010-12
Darkwa, Orleans	RB	Tulane	32	2014
Darnall, Bill	WR	North Carolina	42	1968-69
Davenport, Ron	FB	Louisville	30	1985-89
Davis, Gary	RB	Cal Poly-SLO	27	1976-79
Davis, Ted	LB	Georgia Tech	54	1970
Davis, Vontae	CB	Illinois	21	2009-11
Davis, Will	CB	Utah State	29	2013-14
DeBerg, Steve	QB	San Jose State	17	1993
DeMarco, Bob	C	Dayton	61	1970-71
Del Gaizo, Jim	QB	Tampa	11	1972, 1975
Dellenbach, Jeff	T/C	Wisconsin	65	1985-94
Delmas, Louis	S	Western Michigan	25	2014
Den Herder, Vern	DE	Central College (Iowa)	86, 83	1971-82
Dennard, Mark	C	Texas A&M	63	1978-83
Dennerly, Mike	LB	Southern Mississippi	52	1976
Denney, John	LS	Brigham Young	97, 92	2005-14
Dennis, Mark	T	Illinois	74	1987-93
Denson, Autry	RB	Notre Dame	21	1999-00
Diamond, Lorenzo	TE	Auburn	87	2005
Diana, Rich	RB	Yale	33	1982
Dixon, Cal	C	Florida	63	1996
Dixon, Mark	G/T	Virginia	63	1998-03
Dobbins, Tim	LB	Iowa State	51	2010
Donnalley, Kevin	G	North Carolina	65	1998-00
Dornbrook, Thom	G	Kentucky	61	1980
Dotson, Al	DT	Grambling	79	1966
Dotson, Dewayne	LB/FB	Mississippi	59, 49	1994-95, 1997

Dotson, Lionel	DE	Arizona	71, 95	2008-10
Douglas, Leland	WR	Baylor	89	1987
Doxzon, Todd	WR/QB	Iowa State	17	1998
Drayton, Troy	TE	Penn State	84	1996-99
Drougas, Tom	T	Oregon	78	1975-76
Duhe, A.J.	LB/DE	Louisiana State	77	1977-84
Dunaway, Jim	DT	Mississippi	78	1972
Duper, Mark	WR	Northwestern State (La.)	85	1982-92
Dvorak, Rick	DE	Wichita State	75	1977
Dyer, Deon	FB	North Carolina	33	2000-02

– E –

Easlick, Doug	FB	Virginia Tech	42	2004
Edmunds, Ferrell	TE	Maryland	80	1988-92
Edmunds, Randall	LB	Georgia Tech	55	1968-69
Edwards, Antuan	S	Clemson	21	2004
Edwards, Robert	RB	Georgia	47	2002
Egnew, Michael	TE	Missouri	84	2012-13
Elia, Bruce	LB	Ohio State	50	1975
Ellerbe, Dannell	LB	Georgia	59	2013-14
Ellis, Craig	RB	San Diego State	33	1986
Ellis, Ken	CB	Southern	48	1976
Emanuel, Bert	WR	Rice	87	2000
Emanuel, Frank	LB	Tennessee	50	1966-69
Emtman, Steve	DT	Washington	94	1995-96
Ephraim, Alonzo	C/G	Alabama	63	2005
Epps, Dedrick	TE	Miami (Fla.)	81	2010
Erickson, Craig	QB	Miami (Fla.)	7	1996-98
Erlandson, Tom	LB	Washington State	53	1966-67
Evans, Frederick	DT	Texas State	62	2006
Evans, Heath	FB	Auburn	44	2005
Evans, Norm	T	Texas Christian	73	1966-75

– F –

Faola, Nu	FB	Hawaii	34	1989
Faison, Earl	DE	Indiana	84	1966
Farley, Dale	LB	West Virginia	58	1971
Farmer, George	WR	Southern	86	1987
Fasano, Anthony	TE	Notre Dame	80	2008-12
Faulkner, Jeff	DE	Southern	75	1990
Fede, Terrence	DE	Marist	78	2014
Feeley, A.J.	QB	Oregon	7	2004-05
Feely, Jay	K	Michigan	3	2007
Feinga, Ray	G	Brigham Young	69	2010-11
Feldman, Todd	WR	Kent State	82	1987
Ferguson, Jason	DT	Georgia	95	2008-09
Fernandez, Manny	DE	Utah	75	1968-75
Fiedler, Jay	QB	Dartmouth	9	2000-04
Fields, Brandon	P	Michigan State	4, 2	2007-14
Fifita, Steve	DT	Utah	60	2007
Finnegan, Cortland	CB	Samford	24	2014
Fleming, Marv	TE	Utah	80	1970-74
Flemons, Ronald	DE	Texas A&M	79	2004
Fletcher, Jamar	CB	Wisconsin	24, 21	2001-03
Fluellen, Andre	DT	Florida State	90	2012
Folau, Spencer	T	Idaho	60	2001
Foley, Tim	CB/S	Purdue	25	1970-80
Folsom, J.D.	LB	Weber State	59	2009
Fonoti, Toniu	G	Nebraska	71	2006
Forsey, Brock	RB	Boise State	43	2004
Foster, Jerome	DT	Ohio State	78	1986
Foster, Roy	G	Southern California	61	1982-90
Fowler, Charlie	G	Houston	71	1967-68
Fowlkes, Dennis	LB	West Virginia	52	1987
Fox, Jason	T	Miami (Fla.)	74	2014
Fox, Dion	LB	James Madison	57	1994-95
Franklin, Andra	FB	Nebraska	37	1981-84
Franklin, Tony	K	Texas A&M	1	1988
Freeman, Arturo	S	South Carolina	27, 20	2000-04

Freeny, Jonathan	LB	Rutgers	59, 56	2012-14
Frerotte, Gus	QB	Tulsa	11	2005
Fryar, Irving	WR	Nebraska	80	1993-95
Frye, Brandon	T	Virginia Tech	76	2008
Frye, David	LB	Purdue	53	1986-89
Fultz, Mike	DT	Nebraska	76, 72	1981
Funchess, Tom	T	Jackson State	70	1974
Furjanic, Tony	LB	Notre Dame	58	1988

- G -

Gado, Samkon	RB	Liberty	27	2007
Gadsden, Oronde	WR	Winston-Salem State	86	1998-03
Gaffney, Jabar	WR	Florida	10	2012
Gaines, Chris	LB	Vanderbilt	58	1988
Gaines, William	DT	Florida	93	1994
Galbreath, Harry	G	Tennessee	62	1988-92
Galyon, Scott	LB	Tennessee	58	2000-02
Gamble, Trent	S	Wyoming	42	2000-03
Gardener, Daryl	DT	Baylor	92	1996-01
Gardner, Andrew	T	Georgia Tech	63	2009
Gardner, Donnie	DE	Kentucky	79	1991
Garner, Nate	G/T	Arkansas	75	2009-14
Gary, Cleveland	RB	Miami (Fla.)	32	1994
Gates, Clyde	WR	Abilene-Christian	10	2011
Gbaja-Biamila, Akbar	DE	San Diego State	93	2007
Geathers, Clifton	DE	South Carolina	62	2010
Giaquinto, Nick	RB	Connecticut	35	1980-81
Gibson, Brandon	WR	Washington State	10	2013-14
Gibson, Ernest	CB	Furman	42	1989
Giesler, Jon	T	Michigan	79	1979-88
Gilchrist, Cookie	RB	None	2	1966
Gillislee, Mike	RB	Florida	23	2013-14
Gilmore, Bryan	WR	Midwestern State	82	2004-05
Gilmore, Jim	G	Ohio State	66	1987
Ginn, Hubert	RB	Florida A&M	32, 33	1970-75
Ginn, Ted Jr.	WR	Ohio State	19	2007-09
Glenn, Jason	LB	Texas A&M	51	2005
Glenn, Kerry	CB	Minnesota	35	1990-92
Goar, Guy	C	Colorado State	67	1987
Gogan, Kevin	G	Washington	66	1999
Golic, Mike	DT	Notre Dame	96	1993
Goode, Irv	C/G	Kentucky	55	1973-74
Goode, Kerry	RB	Alabama	22	1989
Goode, Tom	C	Mississippi State	58	1966-69
Goodman, André	CB	South Carolina	29, 21	2006-08
Goodwin, Hunter	TE	Texas A&M	83	1999-01
Gordon, Lamar	RB	North Dakota State	30	2004
Gordon, Larry	LB	Arizona State	50	1976-82
Gore, Stacy	P	Arkansas State	3	1987
Grady, Garry	S	Eastern Michigan	29	1969
Graf, Rick	LB	Wisconsin	58, 99	1987-90
Graham, Shayne	K	Virginia Tech	16	2011
Gramatica, Bill	K	South Florida	11	2004
Grant, African	S	Illinois	41	1990
Grant, Ernest	DT	Arkansas Pine-Bluff	97	2000-01
Grau, Jeff	LS	UCLA	47	2003
Gray, Chris	G	Auburn	62	1993-96
Green, Chris	CB/S	Illinois	42	1991-94
Green, Cleveland	T	Southern	61, 74	1979-86
Green, Eric	TE	Liberty	86	1995
Green, Hugh	LB	Pittsburgh	55	1985-91
Green, Ray	S	South Carolina	40	2001-02
Green, Trent	QB	Indiana	10	2007
Green, Yatil	WR	Miami (Fla.)	87	1997-99
Greene, Andrew	G	Indiana	68	1995
Greenwood, Morlon	LB	Syracuse	52	2001-04
Gregory, Damian	DT	Illinois State	75, 98	2000-01
Griese, Bob	QB	Purdue	12	1967-80
Griese, Brian	QB	Michigan	14	2003
Griggs, David	LB/DE	Virginia	92	1989-93

Grigsby, Boomer	FB	Illinois State	46	2008
Grimes, Brent	CB	Shippensburg	21	2013-14
Grimsley, John	LB	Kentucky	59	1991-93
Groth, Jeff	WR	Bowling Green	85	1979
Grove, Jake	C	Virginia Tech	64	2009
Gruber, Bob	T	Pittsburgh	71	1987

- H -

Hadnot, Rex	C/G	Houston	66	2004-07
Hagan, Derek	WR	Arizona State	82	2006-08
Haley, Jermaine	DT	Butte College	94	2000-02
Halterman, Aaron	TE	Indiana	80	2007-08
Hamilton, Michael	LB	North Carolina A&T	50	2000
Hammond, Kim	QB	Florida State	15	1968
Hampton, Lorenzo	RB	Florida	27	1985-89
Hand, Norman	DT	Mississippi	96, 98	1995-96
Harden, Bobby	S	Miami (Fla.)	45	1990-93
Hardy, Bruce	TE	Arizona State	84	1978-89
Harper, Jack	RB	Florida	29	1967-68
Harrington, Joey	QB	Oregon	3	2006
Harris, Al	CB	Texas A&M-Kingsville	31	2010
Harris, Anthony	LB	Auburn	51	1996-99
Harris, Corey	S	Vanderbilt	25	1997
Harris, Duriel	WR	New Mexico State	26, 82	1976-83, 1985
Harris, Leroy	FB	Arkansas State	38	1977-78
Harris, Tuff	S	Montana	35	2007
Harrison, Lloyd	CB	North Carolina State	20	2002
Hartline, Andrew	G	Central Michigan	60	2009
Hartline, Brian	WR	Ohio State	82	2009-14
Hatcher, Dale	P	Clemson	7	1993
Hawthorne, Ed	NT	Minnesota	74	1995
Hayes, Jeff	P	North Carolina	5	1987
Haynes, Abner	RB	North Texas State	28	1967
Haynos, Joey	TE	Maryland	81	2008-09
Heath, Clayton	RB	Wake Forest	35	1976
Heath, T.J.	CB	Jacksonville State	36	2014
Heffner-Liddiard, Brody	TE	Colorado	48	2000
Heflin, Vince	WR	Central State (Ohio)	88	1982-85
Heinz, Bob	DT	Pacific	72	1969-77
Heller, Ron	T	Penn State	73	1993-95
Heller, Will	TE	Georgia Tech	85	2005
Hendel, Andy	LB	North Carolina State	90	1986
Hendricks, Tommy	LB	Michigan	51	2000-03
Henne, Chad	QB	Michigan	7	2008-11
Henry, Charles	TE	Miami (Fla.)	87	1991
Henry, Leonard	RB	East Carolina	26	2002-04
Hester, Ron	LB	Florida State	53	1982-84
Higgins, Jim	G	Xavier	65	1966
Higgs, Mark	RB	Kentucky	21	1990-94
Hill, Barry	S	Iowa State	44	1975-76
Hill, Eddie	RB	Memphis State	31	1981-84
Hill, Ike	WR	Catawba	81	1976
Hill, Nate	DE	Auburn	92	1988
Hill, Randal	WR	Miami (Fla.)	81, 89	1991, 1995-96
Hill, Ray	CB	Michigan State	28	1998-00
Hill, Renaldo	S	Michigan State	24	2006-08
Hill, Sean	CB/S	Montana State	31	1994-96
Hilliard, Lex	RB	Montana	26	2009-11
Hines, Jimmy	WR	Texas Southern	99	1969
Hobley, Liffort	S	Louisiana State	29	1987-93
Holliday, Vonnie	DT/DE	North Carolina	91	2005-08
Hollier, Dwight	LB	North Carolina	50	1992-99
Holmes, Alex	TE	Southern California	89	2005
Holmes, John	DE	Florida A&M	85	1966
Holmes, Mike	WR	Texas Southern	43	1976
Hooper, Trell	CB	Memphis State	45	1987
Hoover, Houston	G	Jackson State	64	1994
Hopkins, Jerry	LB	Texas A&M	51	1967-68
Hoskins, Gator	TE	Marshall	89	2014
Howard, Reggie	CB	Memphis	25	2004-05

Howell, Mike	S	Grambling	44	1972
Howell, Steve	FB	Baylor	36	1979-81
Huard, Damon	QB	Washington	11	1997-00
Huddleston, Jim	G	Virginia	68	1987
Hudock, Mike	C	Miami (Fla.)	52	1966
Humphrey, Bobby	RB	Alabama	44	1992
Hunt, Jack	S	Louisiana State	43	2006
Hunter, Billy	RB	Syracuse	24	1966
Hunter, Jeff	DE	Albany (Ga.) State	97	1992-93
Hutton, Tom	P	Tennessee	4	1999

- I -

Iaquaniello, Mike	S	Michigan State	48	1991
Incognito, Richie	G/C	Nebraska	68	2010-13
Ingram, Mark	WR	Michigan State	82	1993-94
Irvin, Mark	S	Bethune-Cookman	46	1987
Irwin, Heath	G	Colorado	66	2000-01
Irwin, Tim	T	Tennessee	76	1994
Ismail, Qadry	WR	Syracuse	86	1997
Isom, Rickey	FB	North Carolina State	20	1987
Izzo, Larry	LB	Rice	53	1996-00

- J -

Jackson, Calvin	CB/S	Auburn	38	1994-99
Jackson, Eddie	CB	Arkansas	35, 20	2005-06
Jackson, Frank	WR	Southern Methodist	26	1966-67
Jackson, Keith	TE	Oklahoma	88	1992-94
Jackson, Tyoka	DE	Penn State	97	1994
Jackson, Vestee	CB	Washington	24	1991-93
Jacobs, Ray	DT	Howard Payne	84	1967-68
Jacobs, Tim	CB	Delaware	34	1996-97
Jacobson, Steve	DE	Abilene-Christian	72	1987
Jacox, Kendyl	G	Kansas State	64	2006
Jacquet, Nate	WR	San Diego State	19, 88	1998-99
James, Ja'Wuan	T	Tennessee	70	2014
James, Jenio	G	Auburn	78	2004-06
James, LaMichael	RB	Oregon	33	2014
Jaquess, Pete	S	Eastern New Mexico	44	1966-67
Jarostchuk, Ilia	LB	New Hampshire	58	1988
Jaworski, Ron	QB	Youngstown State	17	1987-88
Jeffries, Greg	S	Virginia	25	1999-00
Jenkins, Al	G/T	Tulsa	60	1972
Jenkins, Corey	LB	South Carolina	57	2003-04
Jenkins, Ed	RB	Holy Cross	28	1972
Jenkins, Jelani	LB	Florida	53	2013-14
Jensen, Jim	QB/WR/RB	Boston University	11	1981-92
Jerman, Greg	G/T	Baylor	60	2002-04
Jerry, John	G	Mississippi	74	2010-13
Joe, Billy	RB	Villanova	33	1966
Johnson, Al	C	Wisconsin	60	2008
Johnson, Albert	WR	Southern Methodist	16, 83	2001-02
Johnson, Anthony	DT	Louisiana State	76	2014
Johnson, Curtis	CB	Toledo	45	1970-78
Johnson, Dan	TE	Iowa State	87	1983-87
Johnson, Demetrious	S	Missouri	23	1987
Johnson, Greg	G	Oklahoma	73	1988
Johnson, J.J.	RB	Mississippi State	32	1999-01
Johnson, Larry	RB	Penn State	23	2011
Johnson, Micah	LB	Kentucky	57	2010
Johnson, Pat	S	Purdue	24	1995
Johnson, Pete	FB	Ohio State	46	1984
Jones, Aaron	DE	Eastern Kentucky	97	1996
Jones, Don	S	Arkansas State	36, 38	2013-14
Jones, Donnie	P	Louisiana State	5	2005-06
Jones, Nate	CB	Rutgers	33, 32	2008-09, 2011
Jones, Ray	CB	Southern	49	1971
Jones, Reshad	S	Georgia	20	2010-14
Jones, Robert	LB	East Carolina	52	1998-00
Jones, Tebucky	S	Syracuse	24	2005

Jordan, Charles	WR	Long Beach City College	88	1996-98
Jordan, Dion	DE	Oregon	95	2013-14
Joswick, Bob	DE	Tulsa	80	1968-69
Judie, Ed	LB	Northern Arizona	91	1984
Judson, William	CB	South Carolina State	49	1981-89
Junior, E.J.	LB	Alabama	54	1989-91

- K -

Kaddu, Josh	LB	Oregon	57	2012-13
Kaeding, Nate	K	Iowa	9	2012
Keating, Bill	DT	Michigan	72	1967
Kehoe, Scott	T	Illinois	71	1987
Kelly, Ben	CB	Colorado	35, 20	2000-01
Kershaw, William	LB	Maryland	58	2008-09
Keyes, Jimmy	LB/K	Mississippi	52	1968-69
Kidd, John	P	Northwestern	17	1994-97
Kiick, Jim	RB	Wyoming	21	1968-74
Kinchen, Brian	TE	Louisiana State	88	1988-90
Kindig, Howard	G/C	Cal State-Los Angeles	54	1972-73
King, Vick	RB	McNeese State	33	2004
Kirby, Terry	RB	Virginia	43, 42	1993-95
Kitts, Jim	FB	Ferrum College	48	1997-98
Klingbeil, Chuck	NT	Northern Michigan	99	1991-95
Knight, Sammy	S	Southern California	24	2003-04
Knott, Jake	LB	Iowa State	45	2014
Koch, Greg	T	Arkansas	68	1986-87
Kocourek, Dave	TE	Wisconsin	83	1966
Kolen, Mike	LB	Auburn	57	1970-77
Kolic, Larry	LB	Ohio State	94, 54	1986-88
Konecny, Mark	RB	Alma	41	1987
Konrad, Rob	FB	Syracuse	44	1999-04
Kopp, Jeff	LB	Southern California	52	1995
Kosar, Bernie	QB	Miami (Fla.)	19	1994-96
Kovacs, Jordan	S	Michigan	44	2013-14
Kozlowski, Mike	S	Colorado	37, 40	1979-86
Krauss, Barry	LB	Alabama	58	1989
Kremser, Karl	K	Tennessee	15	1969-70
Kuechenberg, Bob	G	Notre Dame	67	1970-84
Kumerow, Eric	DE	Ohio State	90	1988-90

- L -

Laakso, Eric	T	Tulane	68	1978-84
Lamb, Mack	CB	Tennessee State	45	1967-68
Lambrecht, Mike	DT	St. Cloud State	69	1987-89
Land, Mel	LB	Michigan State	52	1979
Landry, Jarvis	WR	Louisiana State	14	2014
Lane, Jovorskie	FB	Texas A&M	41	2012
Langer, Jim	C	South Dakota State	62	1970-79
Langford, Kendall	DE	Hampton	70	2008-11
Lankford, Paul	CB	Penn State	44	1982-91
Lawless, Burton	G	Florida	71	1981
Lee, Donald	TE	Mississippi State	85	2003-04
Lee, Larry	G/C	UCLA	63, 66	1985-86
Lee, Ronnie	T/TE	Baylor	86, 72	1979-82, 1984-89
Lee, Shawn	NT	North Alabama	98	1990-91
Lehan, Michael	CB	Minnesota	30, 22	2006-08
Leigh, Charles	RB	None	15, 36, 23	1971-74
LeJeune, Norman	S	Louisiana State	42	2005-06
Lekkerkerker, Cory	T	California-Davis	71	2007
Lemon, Cleo	QB	Arkansas State	17	2005-07
Lethridge, Zebbie	CB	Texas Tech	37	2001
Lewis, David	TE	California	87, 89	1987
Limbrick, Garrett	FB	Oklahoma State	32	1990
Little, George	DE	Iowa	99	1985-87
Little, Larry	G	Bethune Cookman	66	1969-80
Liwienski, Chris	G	Indiana	76	2007
Logan, Marc	FB	Kentucky	20	1989-91
London, Brandon	WR	Massachusetts	17	2008
Long, Jake	T	Michigan	77	2008-12

Losman, JP	QB	Tulane	6	2011
Lothridge, Billy	P	Georgia Tech	7	1972
Lowe, Omare	CB	Washington	24	2002
Lubischer, Steve	LB	Boston College	54	1987
Lucas, Ray	QB	Rutgers	6	2001-02
Lusk, Hendrick	TE	Utah	83	1998
Lusteg, Booth	K	Connecticut	5	1967

– M –

Mackey, Kyle	QB	East Texas State	15	1987
Madison, Sam	CB	Louisville	29	1997-05
Malone, Benny	RB	Arizona State	32	1974-78
Malone, Darrell	CB	Jacksonville State	47	1992-94
Mandich, Jim	TE	Michigan	88	1970-77
Manning, Brian	WR	Stanford	83	1997
Mare, Olindo	K	Syracuse	10	1997-06
Marino, Dan	QB	Pittsburgh	13	1983-99
Marion, Brock	S	Nevada-Reno	31	1998-03
Mark, Greg	LB	Miami (Fla.)	94	1990
Marrone, Doug	G/C	Syracuse	78	1987
Marshall, Brandon	WR	Central Florida	19	2010-11
Marshall, David	LB	Eastern Michigan	96	1987
Marshall, Richard	CB	Fresno State	31	2012
Martin, David	TE	Tennessee	88	2007-08
Martin, Jamar	FB	Ohio State	32	2004
Martin, Jonathan	T	Stanford	71	2012-13
Martin, Tony	WR	Mesa (Colo.)	80, 89	1990-93, 1999-00
Martin, Vaughn	DT	Western Ontario	90	2013
Mass, Wayne	T	Clemson	78	1971
Massaquoi, Tim	TE	Michigan	89	2006
Mastrud, Jeron	TE	Kansas State	88	2010-12
Matheson, Bob	LB	Duke	53	1971-79
Mathis, Evan	G	Alabama	73	2008
Matthews, Bo	FB	Colorado	33	1981
Matthews, Rishard	WR	Nevada	86, 18	2012-14
Matthews, Wes	WR	Northeastern State (Okla.)	23	1966
Mauck, Carl	C	Southern Illinois	60	1970
Maui, Reagan	FB	Hawaii	45	2007
Maxwell, Jim	LB	Gardner-Webb	53	2006
McBride, Norm	DE	Utah	53	1969-70
McCain, Chris	LB	California	58	2014
McCann, Bryan	CB	Southern Methodist	23	2012
McChesney, Matt	G	Colorado	60	2008
McCray, Kelcie	S	Arkansas State	37	2013
McCreary, Loaird	TE	Tennessee State	80	1976-78
McCullers, Dale	LB	Florida State	54	1969
McDaniel, Tony	DT	Tennessee	78	2009-12
McDaniel, Wahoo	LB	Oklahoma	54	1966-68
McDermott, Sean	LS	Kansas	40	2003
McDougle, Stockar	T	Oklahoma	73	2005
McDuffie, O.J.	WR	Penn State	81	1993-01
McFarland, Jim	TE	Nebraska	80	1975
McGarrahan, Scott	S	New Mexico	41, 43	2001-02
McGeever, John	S	Auburn	47	1966
McGruder, Michael	CB	Kent State	28	1990-91
McGwire, Dan	QB	San Diego State	11	1995
McHale, Tom	G	Cornell	72	1995
McIntosh, Damion	T	Kansas State	77	2004-06
McIver, Everett	G	Elizabeth City College	66	1996-97
McKenzie, Kevin	WR	Washington State	82	1999
McKinney, Seth	C/G	Texas A&M	68	2002-06
McKinnie, Bryant	T	Miami (Fla.)	78	2013
McKinnon, Dennis	WR	Florida State	86	1990
McKnight, James	WR	Liberty	80	2001-03
McKyer, Tim	CB	Texas Arlington	22	1990
McMichael, Randy	TE	Georgia	81	2002-06
McNeal, Don	CB	Alabama	28	1980-89
McPhail, Jerris	RB	East Carolina	32	1996-97
McQuistan, Pat	G/T	Weber State	79	2010
Medlin, Richard	RB	Fayetteville State	38	2011

Merling, Phillip	DE	Clemson	97	2008-11
Merritt, Dave	LB	North Carolina State	55	1993
Mertens, Jim	TE	Fairmont State	87	1969
Michel, Mike	P/K	Stanford	17	1977
Miles, Edmond	LB	Iowa	50	2007
Miller, Lamar	RB	Miami (Fla.)	26	2012-14
Miller, Scott	WR	UCLA	82, 83	1991-96
Milner, Billy	T	Houston	79	1995-96
Milton, Gene	WR	Florida A&M	28	1968-69
Mingo, Gene	K	None	21	1966-67
Minor, Travis	RB	Florida State	34, 28	2001-06
Mira, George	QB	Miami (Fla.)	10	1971
Misi, Koa	LB	Utah	55	2010-14
Mitchell, Earl	DT	Arizona	90	2014
Mitchell, Marvin	LB	Tennessee	50	2011
Mitchell, Melvin	G	Tennessee State	68, 60	1976-78
Mitchell, Scott	QB	Utah	19	1990-93
Mitchell, Shirdonya	CB	Missouri	27	2006
Mitchell, Stan	RB	Tennessee	35	1966-70
Mixon, Kenny	DE	Louisiana State	79	1998-01
Monds, Mario	DT	Cincinnati	93	2004
Moore, Corey	LB	Virginia Tech	57	2001
Moore, Dave	TE	Pittsburgh	46	1992
Moore, Eddie	LB	Tennessee	58	2003-05
Moore, Eric	T	Indiana	70	1995
Moore, Mack	DE	Texas A&M	91	1985-86
Moore, Marlon	WR	Fresno State	14	2010-13
Moore, Matt	QB	Oregon State	8	2011-14
Moore, Maulty	DT	Bethune-Cookman	65	1972-74
Moore, Nat	WR	Florida	89	1974-86
Moore, Ron	RB	Pittsburg State (Kan.)	34	1998
Moore, Stevon	S	Mississippi	27	1990
Moore, Wayne	T	Lamar	79	1970-78
Moreau, Doug	TE	Louisiana State	82	1966-69
Moreno, Knowshon	RB	Georgia	28	2014
Morrall, Earl	QB	Michigan State	15	1972-76
Morris, Mercury	RB	West Texas State	22	1969-75
Morris, Sammy	RB	Texas Tech	31	2004-06
Morris, Victor	LB	Miami (Fla.)	91	1987
Moser, Rick	RB	Rhode Island	31	1980
Moses, Quentin	DE/LB	Georgia	74, 93	2007-10
Moyer, Alex	LB	Northwestern	54	1985-86
Mruczkowski, Gene	G	Purdue	63	2007
Mumphord, Lloyd	CB	Texas Southern	26	1969-74
Murtha, Lydon	T	Nebraska	76	2009-11

- N -

Naanee, Legedu	WR	Boise State	19	2012
Nalbone, John	TE	Monmouth	86	2010
Nails, Jamie	G	Florida A&M	66	2002-03
Nathan, Tony	RB	Alabama	22	1979-87
Ndukwe, Ikechuku	G	Northwestern	68	2008
Nealy, Ray	RB	Arkansas-Pine Bluff	20	1997
Nedney, Joe	K	San Jose State	6	1996-97
Neff, Bob	S	Stephen F. Austin	43	1966-68
Neighbors, Billy	G	Alabama	63	1966-69
Ness, Nate	CB	Arizona	32	2010
Newman, Ed	G	Duke	64	1973-84
Newman, Keith	LB	North Carolina	55	2006
Newson, Kendall	WR	Middle Tennessee State	82, 14	2003-05
Nicolas, Scott	LB	Miami (Fla.)	57, 52	1987
Ninkovich, Rob	DE/LB	Purdue	93	2007
Nolan, Troy	CB	Arizona State	23	2012
Nomina, Tom	DT	Miami (Ohio)	76	1966-68
Noonan, Karl	WR	Iowa	89	1966-71
Norton, Rick	QB	Kentucky	11	1966-69
Nottingham, Don	FB	Kent State	36	1973-77
Novak, Jeff	T	Southwest Texas State	67	1994

- O -

Odom, Cliff	LB	Texas Arlington	93	1990-93
Odrick, Jared	DE/DT	Penn State	98	2010-14
Offerdahl, John	LB	Western Michigan	56	1986-93
Ogden, Jeff	WR	Eastern Washington	88	2000-01
Oglesby, Alfred	DE/NT	Houston	96	1990-92
Oglesby, Evan	CB	North Alabama	41, 31	2009-10
Ogunleye, Adewale	DE	Indiana	90, 93	2000-03
Oliver, Louis	S	Florida	25	1989-93, 1995-96
Oliver, Muhammad	CB	Oregon	20	1994
Olshanski, Igor	DT	Oregon	95	2011
Orosz, Tom	P	Ohio State	3	1981-82
Ortega, Ralph	LB	Florida	54	1979-80
Oubre, Louis	G	Oklahoma	68	1987
Ours, Greg	C	Muskingum	63	1987
Overstreet, David	RB	Oklahoma	20	1983
Owens, Chris	S	San Jose State	41	2013
Owens, Morris	WR	Arizona State	82	1975-76
Owens, Rich	DE	Lehigh	96	1999-00

- P -

Paige, Tony	FB	Virginia Tech	49	1990-92
Page, Chase	DE	North Carolina	95	2007
Palmer, Dick	LB	Kentucky	50	1970
Park, Ernie	G	McMurray	61	1966
Parmalee, Bernie	RB	Ball State	30	1992-98
Patterson, Dimitri	CB	Tuskegee	32	2012-13
Pearson, Willie	CB	North Carolina A&T	41	1969
Pederson, Doug	QB	Northeast Louisiana	14	1993
Peelle, Justin	TE	Oregon	87	2006-07
Pennington, Chad	QB	Marshall	10	2008-10
Polite, Lousaka	FB	Pittsburgh	36	2008-10
Perriman, Brett	WR	Miami (Fla.)	80	1997
Perry, Ed	TE	James Madison	89	1997-04
Perry, Jerome	S	Eastern Michigan	33	2007
Perry, Todd	G	Kentucky	75	2001-03
Pesuit, Wally	T	Kentucky	65	1977-78
Petrella, Bob	S	Tennessee	48	1966-71
Phillips, Lawrence	RB	Nebraska	21	1997
Pidgeon, Tim	LB	Syracuse	94	1987
Planansky, Joe	TE	Chadron State	88	1995
Plummer, Bruce	CB	Mississippi State	38	1988
Pool, David	CB	Carson-Newman	27	1994
Poole, Ken	DT	Northeast Louisiana	78	1981-82
Poole, Will	CB	Southern California	27	2004-05
Pope, Derrick	LB	Alabama	56	2004-07
Porter, Joey	LB	Colorado State	55	2007-09
Posey, Julian	CB	Ohio	38	2012
Potter, Steve	LB	Virginia	54	1981-82
Potts, Roosevelt	FB	Northeast Louisiana	42	1997
Pouncey, Mike	C/G	Florida	51	2011-14
Powell, Alvin	G	Winston-Salem State	78	1989
Powell, Jesse	LB	West Texas State	56	1969-73
Presley, De'Andre	CB	Appalachian State	21	2012
Preston, Roell	WR	Mississippi	82	1999
Price, Sam	RB	Illinois	30	1966-68
Pritchett, Stanley	FB	South Carolina	36	1996-99
Procter, Corey	C	Montana	71	2010
Prokop, Joe	P	Cal Poly-Pomona	7	1992
Pruitt, James	WR	Cal State-Fullerton	82, 87, 81	1986-88, 1990-91
Pruitt, Julius	WR	Ouachita-Baptist	11	2011
Pryor, Barry	RB	Boston University	31	1969-70
Pyburn, Jack	T	Texas A&M	65	1967-68

- R -

Rader, Jason	TE	Marshall	85	2006
Raglin, Floyd	CB	Southern	24	1987
Randall, Kheeston	DT	Texas	97	2012

Randle, Tate	S	Texas Tech	21	1987
Rather, Bo	WR	Michigan	82, 85	1973, 1978
Ray, Ricky	CB	Norfolk State	43	1981-82
Readon, Ike	DT	Hampton Institute	79	1987
Reaves, Willard	RB	Northern Arizona	38	1989
Reed, Kerry	WR	Michigan State	15	2007
Reese, Don	DT	Jackson State	76, 60	1974-76
Reichenbach, Mike	LB	East Stroudsburg	52	1990-91
Reilly, Dameon	WR	Rhode Island	83	1987
Reveiz, Fuad	K	Tennessee	7	1985-88
Rhone, Earnie	LB	Henderson State	55	1975-84
Rice, Ken	G	Auburn	75	1966-67
Richardson, Jeff	T	Michigan State	76	1969
Richardson, John	DT	UCLA	74	1967-71
Richardson, Kyle	P	Arkansas State	5	1997
Richardson, Willie	WR	Jackson State	87	1970
Riley, Jim	DE	Oklahoma	70	1967-71
Rivera, Mike	LB	Kansas	52	2012
Roberson, Bo	WR	Cornell	40	1966
Roberson, Vern	S	Grambling	42	1977
Roberts, Archie	QB	Columbia	16	1967
Roberts, George	P	Virginia Tech	4	1978-80
Roberts, Guy	LB	Maryland	59	1977
Robinson, Derreck	DE	Iowa	75	2007
Robinson, Fred	LB	Miami (Fla.)	91	1986
Robinson, Gerell	TE	Arizona State	85	2014
Robinson, Bryan	DE	Fresno State	98	2004
Robiskie, Terry	FB	Louisiana State	38	1980-81
Roby, Reggie	P	Iowa	4	1983-92
Roderick, John	WR	Southern Methodist	87	1966-67
Rodgers, Derrick	LB	Arizona State	59	1997-02
Rogers, Charlie	RB/KR	Georgia Tech	32	2003
Rogers, Nick	LB	Georgia Tech	50	2005
Romero, Dario	DT	Eastern Washington	73, 94	2002-04
Rosario, Dante	TE	Oregon	81	2011
Rose, Donovan	S	Hampton Institute	26	1986-87
Rose, Joe	TE	California	80	1980-85
Rose, Lowell	CB	Tulsa	40	2014
Rosenfels, Sage	QB	Iowa State	18	2002-05, 2011
Ross, Brandian	CB	Youngstown St.	33	2014
Roth, Matt	DE/LB	Iowa	98	2005-09
Roth, Pete	FB	Northern Illinois	32	1987
Royals, Mark	P	Appalachian State	3	2002-03
Ruddy, Tim	C	Notre Dame	61	1994-03
Rudolph, Jack	LB	Georgia Tech	55	1966
Russell, Anderson	S	Ohio State	40	2012
Russell, Cliff	WR	Utah	88	2005-06
Russell, Twan	LB	Miami (Fla.)	56	2000-02
Ryan, Sean	TE	Boston College	89	2008

– S –

Salter, Bryant	S	Pittsburgh	30	1976
Sampleton, Lawrence	TE	Texas	80	1987
Samuda, Josh	G	Massachusetts	64	2012
Sander, Mark	LB	Louisville	58	1992
Sapp, Benny	CB	Northern Iowa	27	2010-11
Satele, Samson	C	Hawaii	64	2007-08, 2014
Saxon, James	RB	San Jose State	22	1992-94
Schamel, Duke	LB	South Dakota	60	1987
Schulters, Lance	S	Hofstra	30, 31	2005, 2007
Schwedes, Scott	WR	Syracuse	81	1987-90
Scott, Jake	S	Georgia	13	1970-75
Scott, Ronald	RB	Southern	33	1987
Scott, Stanley	DE	Florida State	77	1987
Seamster, Sammy	CB	Middle Tennessee State	37	2014
Seau, Junior	LB	Southern California	55	2003-05
Secules, Scott	QB	Virginia	9	1989-92
Seiple, Larry	P/RB/TE	Kentucky	20	1967-77
Selfridge, Andy	LB	Virginia	51	1976
Sellers, Ron	WR	Florida State	34	1973

Sendlein, Robin	LB	Texas	52	1985
Shannon, Larry	WR	East Carolina	19, 82	1998-99
Shaw, Josh	DT	Michigan State	75, 76	2004-05
Shaw, Terrance	CB	Stephen F. Austin	22	2000
Sheets, Kory	RB	Purdue	22	2009-10
Shelby, Derrick	DE	Utah	79	2012-14
Sheldon, Mike	T	Grand Valley State	68	1997-99
Shelton, L.J.	G/T	Eastern Michigan	70	2006-07
Shepherd, Leslie	WR	Temple	84	2000
Sheppard, Kelvin	LB	Louisiana State	97	2014
Shipp, Jackie	LB	Oklahoma	50	1984-88
Shiver, Sanders	LB	Carson-Newman	52, 96	1984-85
Shuler, Mickey	TE	Penn State	86	2010
Shull, Steve	LB	William & Mary	59, 52	1980-83
Siler, Rich	TE	Texas A&M	87	1987
Simmons, Sam	WR	Northwestern	83	2003
Simpson, Antoine	DT	Houston	98	1999
Simpson, Bob	DE	Colorado	70	1978
Sims, Dion	TE	Michigan State	80	2013-14
Sims, Keith	G	Iowa State	69	1990-97
Singleton, Chris	LB	Arizona	55	1993-96
Slaton, Steve	RB	West Virginia	23	2011
Small, Gerald	CB	San Jose State	48	1978-83
Smiley, Justin	G	Alabama	65	2008-09
Smith, Brent	G/T	Mississippi State	74	1997-02
Smith, Clifton	RB/KR	Fresno State	22	2010
Smith, Derek	LB	Arizona State	59	2008
Smith, Frankie	CB	Baylor	28, 29	1993-95
Smith, Kelvin	LB	Syracuse	58	2007
Smith, Lamar	RB	Houston	26	2000-01
Smith, Mike	CB	Texas-El Paso	25	1985-87
Smith, Sammie	RB	Florida State	33	1989-91
Smith, Sean	CB	Utah	24	2009-12
Smith, Shelley	G	Colorado State	66	2014
Smith, Tom	RB	Miami (Fla.)	29	1973
Smith, Wade	T	Memphis	74	2003-06
Smith, Willie	TE	Miami (Fla.)	84	1987
Sochia, Brian	DT	NW Oklahoma State	70	1986-91
Soliai, Paul	DT	Utah	96	2007-13
Solomon, Freddie	WR	Tampa	86	1975-77
Solomon, Jesse	LB	Florida State	58	1994
Sowell, Robert	CB	Howard	45, 42	1983-85, 1987
Spadola, Ryan	WR	Lehigh	87	2013
Sperry, Kory	TE	Colorado State	85	2009
Speyrer, Cotton	WR	Texas	82	1975
Spikes, Irving	RB	Northeast Louisiana	40, 35	1994-97
Spitler, Austin	LB	Ohio State	53, 45	2010-13
Spragan, Donnie	LB	Stanford	59	2005-07
Spriggs, Marcus	T	Houston	76	2001-02
Squirek, Jack	LB	Illinois	53	1986
Stanfill, Bill	DE	Georgia	84	1969-76
Stanford, R.J.	CB	Southern Utah	25, 41	2012-14
Stankavage, Scott	QB	North Carolina	14	1987
Stanley, Walter	WR	Mesa (Colo.)	88	1991
St. Clair, John	T	Virginia	70	2004
Starks, Randy	DE/DT	Maryland	94	2008-14
Stephenson, Dwight	C	Alabama	57	1980-87
Stewart, Michael	S	Fresno State	35	1994-96
Stewart, Rayna	S	Northern Arizona	21	1998
Stofa, John	QB	Buffalo	15, 5	1966-67, 1969-70
Stokes, Barry	T	Eastern Michigan	67	1998
Storr, Greg	LB	Boston College	50	1987
Stoudt, Cliff	QB	Youngstown State	18	1989
Stowe, Otto	WR	Iowa State	82	1971-72
Stoyanovich, Pete	K	Indiana	10	1989-95
Stradford, Troy	RB	Boston College	50	1987-90
Strock, Don	QB	Virginia Tech	18	1974-87
Strother, Billy	LB	New Mexico	82	2004
Stubbs, Daniel	DE	Miami (Fla.)	96	1996-98
Stuckey, Henry	CB	Missouri	48	1972-74
Sturgis, Caleb	K	Florida	9	2013-14

Suggs, Lee	RB	Virginia Tech	22	2006
Surtain, Patrick	CB	Southern Mississippi	23	1998-04
Swain, John	CB	Miami (Fla.)	29, 40	1985, 1987
Swayne, Harry	T	Rutgers	70	2001
Swift, Doug	LB	Amherst	59	1970-75
Swoopes, Pat	DE	Mississippi State	67	1991

- T -

Tagliaferri, John	RB	Cornell	35	1987
Tannehill, Ryan	QB	Texs A&M	17	2012-14
Tanner, Barron	DT	Oklahoma	72	1997-98
Tautolo, Terry	LB	UCLA	52	1983-84
Taylor, Ed	CB	Memphis State	45	1979-82
Taylor, Henry	DT	South Carolina	98	2001
Taylor, Jamar	CB	Boise State	22	2013-14
Taylor, Jason	DE/LB	Akron	99	1997-07, 2009, 2011
Taylor, Johnny	LB	Hawaii	54	1986
Teague, George	S	Alabama	23	1997
Testerman, Don	FB	Clemson	34	1980
Thayer, Tom	G/C	Notre Dame	57	1993
Thigpen, Marcus	RB/KR	Indiana	34	2012-13
Thigpen, Tyler	QB	Coastal Carolina	16	2009-10
Thomas, Dallas	G	Tennessee	70, 63	2013-14
Thomas, Daniel	RB	Kansas State	33, 30	2011-14
Thomas, Donald	G	Connecticut	66	2008-09
Thomas, Joey	CB	Montana State	41	2008
Thomas, Kiwaukee	CB	Georgia Southern	20	2005
Thomas, Lamar	WR	Miami (Fla.)	85	1996-00
Thomas, Michael	S	Stanford	31	2013-14
Thomas, Norris	CB	Southern Mississippi	41	1977-79
Thomas, Rodell	LB	Alabama State	53, 54	1981, 1983-84
Thomas, Rodney	CB	Brigham Young	45, 24	1988-90
Thomas, Thurman	RB	Oklahoma State	34	2000
Thomas, Zach	LB	Texas Tech	54	1996-07
Thompson, Derrius	WR	Baylor	88	2003-04
Thompson, Lamont	S	Washington State	27	2007
Thompson, Reyna	CB	Baylor	19, 24	1986-88
Thornton, Jack	LB	Auburn	59	1966
Tiffin, Van	K	Alabama	3	1987
Tilley, Emmett	LB	Duke	52	1983
Tillman, Andre	TE	Texas Tech	87	1974-78
Tillman, Travares	S	Georgia Tech	26	2005-07
Toews, Jeff	G	Washington	60	1979-85
Torbor, Reggie	LB	Auburn	52	2008-09
Torczon, LaVerne	DE	Nebraska	88	1966
Torrey, Bob	FB	Penn State	38	1979
Toth, Tom	G	Western Michigan	76	1986-89
Towle, Steve	LB	Kansas	56	1975-80
Towns, Lester	LB	Washington	57	2005
Traylor, Keith	DT	Central State (Okla.)	94	2005-07
Tripp, Jordan	LB	Montana	57	2014
Trusnik, Jason	LB	Ohio-Northern	93	2011-14
Tucker, Gary	RB	Tennessee-Chattanooga	27	1968
Turk, Matt	P	Wisconsin-Whitewater	1	2000-01, 2003-04
Turner, Billy	G	North Dakota St.	77	2014
Turner, Patrick	WR	Southern California	84	2009
Turner, T.J.	DE	Houston	95	1986-92
Twilley, Howard	WR	Tulsa	81	1966-76

- U -

Uhlenhake, Jeff	C	Ohio State	63	1989-93
Urbanek, Jim	DT	Mississippi	79	1968
Uwaezuoke, Iheanyi	WR	California	80	1998

- V -

Veasey, Craig	DT	Houston	94	1993-94
Vernon, Olivier	DE	Miami (Fla.)	50	2012-14
Vick, Marcus	WR/QB	Virginia Tech	16	2006

Vigorito, Tom	RB/WR	Virginia	32	1981-85
Vincent, Troy	CB	Wisconsin	23	1992-95
Volk, Rick	S	Michigan	21	1977-78
von Schamann, Uwe	K	Oklahoma	5	1979-84

- W -

Wade, Charley	WR	Tennessee State	37	1973
Wade, Jonathan	CB	Tennessee	32	2011
Wade, Todd	T	Mississippi	71	2000-03
Wainright, Frank	TE	Northern Colorado	82	1995-98
Wake, Cameron	LB/DE	Penn State	91	2009-14
Walden, Erik	LB	Middle Tennessee	50	2008-10
Walker, Bracey	S	North Carolina	26	1997
Walker, Brian	S	Washington State	45	1997-98, 2000-01
Walker, Fulton	CB	West Virginia	41	1981-84
Wallace, Mike	WR	Mississippi	11	2013-14
Wallace, Roberto	WR	San Diego State	18	2010-11
Walters, Rod	G	Iowa	76	1980
Wantland, Hal	S	Tennessee	46	1966
Ward, Chris	T	Ohio State	67	1986
Ward, Dedric	WR	Northern Iowa	87	2001-02
Ward, Ronnie	LB	Kansas	55	1997
Warfield, Paul	WR	Ohio State	42	1970-74
Warren, Jimmy	CB	Illinois	49	1966-69
Washington, Dick	CB	Bethune-Cookman	44	1968
Washington, Mark	LB	Texas State	51	2007
Watkins, Danny	G	Baylor	62	2013
Weaver, Jed	TE	Oregon	82	2000-02
Webb, Richmond	T	Texas A&M	78	1990-00
Webster, Larry	DT	Maryland	79	1992-94
Weidner, Bert	G/C	Kent State	60	1990-95
Weisacosky, Ed	LB	Miami (Fla.)	51	1968-70
Welker, Wes	WR	Texas Tech	83	2004-06
West, Willie	S	Oregon	22	1966-68
Westmoreland, Dick	CB	North Carolina A&T	25	1966-69
Wheeler, Philip	LB	Georgia Tech	52	2013-14
White, Jeris	CB	Hawaii	41	1974-76
White, Pat	QB	West Virginia	6	2009
Whitley, Taylor	G	Texas A&M	69	2003-04
Wickert, Tom	T	Washington State	60	1974
Wilford, Ernest	WR	Virginia Tech	18	2008
Wilkinson, Dan	DT	Ohio State	95	2006
Williams, Damian	WR	Southern California	15	2014
Williams, Damien	RB	Oklahoma	34	2014
Williams, Delvin	RB	Kansas	24	1978-80
Williams, Gene	G	Iowa State	61	1991-92
Williams, Jarvis	S	Florida	26	1988-93
Williams, Jay	DE	Wake Forest	91	2002-04
Williams, Joel	TE	Notre Dame	88	1987
Williams, Kevin	S	Oklahoma State	38	2000
Williams, Maxie	G/T	Southeastern Louisiana	78	1966-70
Williams, Mike	WR	Northeastern	87	1991-95
Williams, Quintin	S	Wake Forest	38	2004
Williams, Renauld	LB	Hofstra	53	2004
Williams, Ricky	RB	Texas	34	2002-03, 2005, 2007-10
Williams, Ronnie	TE	Oklahoma State	85	1993-95
Wilmsmeyer, Klaus	P	Louisville	8	1998
Wilson, George, Jr.	QB	Xavier	10	1966
Wilson, Gibril	S	Tennessee	28	2009
Wilson, Jerry	CB	Southern	24	1996-00
Wilson, Jimmy	CB/S	Montana	25, 27	2011-14
Wilson, Karl	DE	Louisiana State	77, 72	1990, 1993
Wilson, Robert	FB	Texas A&M	49	1994-96
Wimberly, Derek	DE	Purdue	78	1987
Windauer, Bill	DT	Iowa	70	1975
Winfrey, Stan	RB	Arkansas State	33	1975-77
Wiska, Jeff	G	Michigan State	74	1987
Wood, Dick	QB	Auburn	18	1966
Wooden, Shawn	S	Notre Dame	22, 35	1996-99, 2001-04

Woodley, David	QB	Louisiana State	16	1980-83
Woods, Larry	DT	Tennessee State	70	1973
Woodson, Fred	G	Florida A&M	61	1967-69
Worrell, Cameron	S	Fresno State	44	2007
Wright, Manuel	DT	Southern California	75	2005
Wright, Rodrigue	DT	Texas	90	2006-08
Wyrick, Jimmy	CB	Minnesota	25, 35	2003-04

- Y -

Yates, Billy	G	Texas A&M	73	2003
Yeatman, Will	TE/T	Maryland	89, 72	2011-13
Yepremian, Garo	K	None	1	1970-78
Young, Steve	T	Colorado	74	1977
Young, Willie	T	Alcorn A&M	76	1973

- Z -

Zawatson, Dave	T	California	75	1991
Zeher, Rich	DT	Utah State	77	1966-67
Zgonina, Jeff	DT	Purdue	92, 90	2003-06
Zolak, Scott	QB	Maryland	14	1999

Boldface indicates active player or coach.

WHERE THEY'VE COME FROM

(Colleges and Universities which have produced Dolphins players)

Abilene-Christian 2, Akron 2, Alabama 18, Alabama State 2, Albany (Ga.) State 1, Alcorn A&M 1, Alma 1, Amherst 2, Appalachian State 2, Arizona 5, Arizona State 10, Arkansas 5, Arkansas Pine-Bluff 2, Arkansas State 8, Auburn 17, Ball State 1, Baylor 11, Benedict College 1, Bethune-Cookman 7, Boise State 5, Boston College 7, Boston University 2, Bowling Green 1, Brigham Young 4, Buffalo 1, Butte College 1, California 8, California-Davis 2, Cal Poly-Pomona 1, Cal Poly-SLO 1, Cal State-Fullerton 1, Cal State-Los Angeles 1, Carson-Newman 2, Catawba 1, Central College (Iowa) 1, Central Florida 2, Central Michigan 1, Central State (Ohio) 1, Central State (Okla.) 1, Chadron State (Neb.) 1, Cincinnati 2, Clemson 6, Coastal Carolina 1, Colorado 9, Colorado State 4, Columbia 1, Connecticut 3, Cornell 3, Dartmouth 2, Dayton 1, Delaware 1, Delta State 1, Duke 6, East Carolina 6, East Stroudsburg 1, East Texas State 1, Eastern Kentucky 2, Eastern Michigan 5, Eastern New Mexico 1, Eastern Washington 4, Elizabeth City College 1, Fairmont State 1, Fayetteville State 1, Ferrum College 1, Florida 19, Florida A&M 6, Florida State 11, Ft. Valley State 1, Franklin and Marshall 1, Fresno State 9, Furman 1, Gardner-Webb 1, Georgia 9, Georgia Southern 1, Georgia Tech 13, Grambling 4, Grand Valley State 1, Hampton 6, Hawaii 7, Henderson State 2, Hofstra 2, Holy Cross 1, Houston 9, Howard 1, Howard Payne 1, Idaho 1, Illinois 8, Illinois State 2, Indiana 11, Indiana State 1, Iona 1, Iowa 9, Iowa State 9, Jackson State 5, Jacksonville State 2, James Madison 3, Kansas 5, Kansas State 4, Kent State 4, Kentucky 12, Lamar 1, Lehigh 2, Liberty 5, Long Beach City College 1, Louisiana-Lafayette 1, Louisiana-Monroe 5, Louisiana State 16, Louisville 7, MacMurray 1, Marist 1, Marshall 4, Maryland 11, Massachusetts 2, McNeese State 2, Memphis 7, Mesa (Colo.) 2, Miami (Fla.) 34, Miami (Ohio) 1, Michigan 14, Michigan State 13, Michigan Tech 1, Middle Tennessee State 3, Midwestern State 1, Minnesota 7, Mississippi 13, Mississippi State 6, Missouri 5, Missouri State 1, Monmouth 1, Montana 6, Montana State 2, Montclair State 1, Morgan State 1, Morris Brown 1, Muskingum 1, Nebraska 10, Nevada 4, Nevada-Las Vegas 2, New Hampshire 1, New Mexico 3, New Mexico State 3, No College 4, Norfolk State 1, North Alabama 2, North Carolina 12, North Carolina A&T 3, North Carolina Central 1, North Carolina State 4, North Dakota State 3, North Texas 2, Northeastern 1, Northeastern State (Okla.) 1, Northern Arizona 3, Northern Colorado 1, Northern Illinois 1, Northern Iowa 3, Northern Michigan 1, Northwestern 4, Northwestern Oklahoma State 1, Northwestern State (La.) 1, Notre Dame 11, Ohio 1, Ohio Northern 1, Ohio State 25, Oklahoma 12, Oklahoma State 4, Omaha 1, Oregon 12, Oregon State 1, Ouchita Baptist 1, Pacific 1, Penn State 13, Pittsburg State (Kan.) 1, Pittsburg 7, Princeton 1, Purdue 13, Rhode Island 2, Rice 4, Richmond 1, Rutgers 5, St. Cloud State 1, Sanford 1, San Diego State 6, San Jose State 6, Shippensburg 1, South Carolina 8, South Carolina State 1, South Dakota 1, South Dakota State 1, South Florida 1, Southern 6, Southern California 10, Southern Illinois 1, Southern Methodist 4, Southern Mississippi 5, Southern Utah 1, Stanford 9, Stephen F. Austin 3, Syracuse 16, Tampa 3, Temple 2, Tennessee 23, Tennessee-Chattanooga 1, Tennessee State 6, Texas 8, Texas A&M 19, Texas A&M-Kingsville 1, Texas Arlington 2, TCU 5, Texas-El Paso 1, Texas Southern 5, Texas State 3, Texas Tech 7, Toledo 1, Tulane 4, Tulsa 8, Tuskegee 1, UCLA 8, Utah 13, Utah State 4,

Vanderbilt 3, Villanova 1, Virginia 11, Virginia State 1, Virginia Tech 11, Wake Forest 4, Washington 7, Washington State 7, Wayne State 1, Weber State 2, Western Carolina 1, Western Illinois 2, Western Michigan 3, Western Ontario 1; West Texas A&M 1, West Texas State 2, West Virginia 8, Wichita State 1, William & Mary 1, Winston-Salem State 2, Wisconsin 8, Wisconsin-Whitewater 1, Wyoming 2, Xavier 2, Yale 1, Youngstown State 2.

TOP SCHOOLS: **34** – Miami (Fla.); **25** – Ohio State; **23** – Tennessee; **19** – Florida, Texas A&M; **18** – Alabama; **17** – Auburn **16** – Louisiana State, Michigan, Syracuse; **13** – Georgia Tech, Michigan State, Mississippi, Penn State, Purdue, Utah; **12** – Kentucky, North Carolina, Oklahoma, Oregon.

LENGTH OF SERVICE

TOTAL YEARS	NAME AND YEARS PLAYED
17	Dan Marino 83-99
15	Bob Kuechenberg 70-84
14	Bob Griese 67-80; Don Strock 74-87
13	Nat Moore 74-86; Jason Taylor 97-07, 2009, 2011
12	Vern Den Herder 71-82; Bruce Hardy 78-89; Jim Jensen 81-92; Larry Little 69-80; Ed Newman 73-84; Zach Thomas 96-07
11	Tim Bowers, 94-04; Mark Duper 82-92; Tim Foley 70-80; Larry Seiple 67-77; Howard Twilley 66-76; Richmond Webb 90-00
10	Dick Anderson 68-77; Bob Baumhower 77-86; Doug Betters 78-87; Mark Clayton 83-92; Jeff Dellenbach 85-94; John Denney 2005-14; Norm Evans 66-75; Jon Giesler 79-88; Jim Langer 70-79; Paul Lankford 82-91; Ronnie Lee 79-82, 84-89; Olindo Mare 97-06; Don McNeal 80-89; Earnie Rhone 75-84; Reggie Roby 83-92; Tim Ruddy, 94-03

DOLPHINS BY THE NUMBERS

(1966-14)

- 1 – Garo Yepremian (1970-78); Tony Franklin (1988); Matt Turk (2000-01, 2003-04)
- 2 – Cookie Gilchrist (1966); *Willie Beecher (1987); Brandon Fields (2008-14)
- 3 – Tom Orosz (1981-82); *Stacy Gore (1987); Van Tiffin (1987); Mark Royals (2002-03); Joey Harrington (2006); Jay Feely (2007)
- 4 – George Roberts (1978-80); Reggie Roby (1983-92); Tom Hutton (1999); Brandon Fields (2007)
- 5 – Booth Lusteg (1967); John Stofa (1969-70); Uwe von Schamann (1979-84); Jeff Hayes (1987); Kyle Richardson (1997); Matt Bryant (2004); Donnie Jones (2005-06); Dan Carpenter (2008-12)
- 6 – Jim Arnold (1994); Joe Nedney (1996-97); Brent Bartholomew (1999); Ray Lucas (2001-02); Pat White (2009); JP Losman (2011)
- 7 – Billy Lothridge (1972); Guy Benjamin (1978-79); Fuad Reveiz (1985-88); Charlie Baumann (1991); Joe Prokop (1992); Dale Hatcher (1993); Craig Erickson (1996-98); A.J. Feeley (2004-05); Chad Henne (2008-11)
- 8 – Klaus Wilmsmeyer (1998); Daunte Culpepper (2006); Matt Moore (2011-14)
- 9 – Scott Secules (1989-92); Jay Fiedler (2000-04); John Beck (2007-08); Nate Kaeding (2012); Caleb Sturgis (2013-14)
- 10 – George Wilson, Jr. (1966); George Mira (1971); Don Strock (1974-87); Pete Stoyanovich (1989-95); Olindo Mare (1997-06); Trent Green (2007); Chad Penington (2008-10); Clyde Gates (2011); Jabar Gaffney (2012); Brandon Gibson (2013-14)
- 11 – Rick Norton (1966-69); Jim Del Gaizo (1972, 1975); Jim Jensen (1981-92); Dan McGwire (1995); Damon Huard (1997-00); Bill Gramatica (2004); Gus Frerotte (2005); Julius Pruitt (2011); Mike Wallace (2013-14)
- 12 – Bob Griese (1967-80)
- 13 – Jake Scott (1970-75); Dan Marino (1983-99)
- 14 – *Scott Stankavage (1987); Doug Pederson (1993); Scott Zolak (1999); Brian Griese (2003); Kendall Newson (2004-05); Marlon Moore (2010-13); Jarvis Landry (2014)
- 15 – John Stofa (1966-67); Kim Hammond (1968); Karl Kremser (1969-70); Charles Leigh (1971); Earl Morrall (1972-76); *Kyle Mackey (1987); Kirby Dar Dar (1995, 1997); Ronald Bellamy (2004); Kerry Reed (2007); Davone Bess (2008-12)l Damian Williams (2014)
- 16 – Archie Roberts (1967); Tom Boutwell (1969); David Woodley (1980-83); Robert Baker (1999); Albert Johnson (2001); Marcus Vick (2006); Tyler Thigpen (2009-10); Shayne Graham (2011)

- 17 – Mike Michel (1977); Ron Jaworski (1987-88); Steve DeBerg (1993); John Kidd (1994-97); Todd Dixzon (1998); Cleo Lemon (2005-07); Brandon London (2008); Ryan Tannehill (2012-14)
- 18 – Dick Wood (1966); Cliff Stoudt (1989); Sage Rosenfels (2002-05); Ernest Wilford (2008); Roberto Wallace (2010-11); Rishard Matthews (2013-14)
- 19 – Reyna Thompson (1986); Scott Mitchell (1990-93); Bernie Kosar (1994-96); Nate Jacquet (1998); Ted Ginn, Jr. (2007-09); Brandon Marshall (2010-11); Legedu Naanee (2012); Armon Binns (2012-13)
- 20 – Larry Seiple (1967-77); Neal Colzie (1979); David Overstreet (1983); *Rickey Isom (1987); Joe Cribbs (1988); Marc Logan (1989-91); Muhammad Oliver (1994); Ray Nealy (1997); John Avery (1998-99); Ben Kelly (2001); Lloyd Harrison (2002); Arturo Freeman (2003-04); Kiwaukee Thomas (2005); Eddie Jackson (2006); Lorenzo Booker (2007); Chris Crocker (2008); Reshad Jones (2010-14)
- 21 – Gene Mingo (1966-67); Jim Kiick (1968-74); Rick Volk (1977-78); *Tate Randle (1987); Mark Higgs (1990-94); Lawrence Phillips (1997); Rayna Stewart (1998); Autry Denson (1999-00); Terry Cousin (2001); Jamar Fletcher (2002-03); Antuan Edwards (2004); Travis Daniels (2005-06); André Goodman (2007-08); Vontae Davis (2009-11); Deandre Presley (2012); Brent Grimes (2013-14)
- 22 – Willie West (1966-68); Mercury Morris (1969-75); Tony Nathan (1979-87); Kerry Goode (1989); Tim McKyer (1990); James Saxon (1992-94); Shawn Wooden (1996-99); Terrance Shaw (2000); Shawn Wooden (2001-04); Jesse Chatman (2005); Lee Suggs (2006); Michael Lehan (2007-08); Kory Sheets (2009-10); Clifton Smith (2010); Reggie Bush (2011-12); Jamar Taylor (2013-14)
- 23 – Wes Matthews (1966); Charles Leigh (1973-74); Joe Carter (1984-86); Troy Stradford (1987); *Demetrius Johnson (1987); Troy Stradford (1987-90); Troy Vincent (1992-95); Robert Bailey (1996); George Teague (1997); Patrick Surtain (1998-04); Ronnie Brown (2005-10); Larry Johnson (2011); Steve Slaton (2011); Troy Nolan (2012); Bryan McCann (2012); Mike Gillislee (2013-14)
- 24 – Billy Hunter (1966); Jack Clancy (1967-69); Delvin Williams (1978-80); Reyna Thompson (1986-87); *Floyd Raglin (1987); Reyna Thompson (1987-88); Rodney Thomas (1989-90); Vestee Jackson (1991-93); Pat Johnson (1995); Jerry Wilson (1996-00); Jamar Fletcher (2001); Omare Lowe (2002); Sammy Knight (2003-04); Tebucky Jones (2005); Renaldo Hill (2006-08); Sean Smith (2009-12); Cortland Finnegan (2014)
- 25 – Dick Westmoreland (1966-69); Tim Foley (1970-80); Mike Smith (1985-87); Louis Oliver (1989-93, 1995-96); Corey Harris (1997); Greg Jeffries (1999-00); Jimmy Wyrick (2003); Reggie Howard (2004-05); Will Allen (2006-11); Jimmy Wilson (2011); R.J. Stanford (2012-13); Louis Delmas (2014)
- 26 – Frank Jackson (1966-67); Lloyd Mumphord (1969-74); Duriel Harris (1976); Donovan Rose (1986-87); Jarvis Williams (1988-93); Bracey Walker (1997); Lamar Smith (2000-01); Leonard Henry (2002-04); Travares Tillman (2005-07); Lex Hilliard (2009-11); Lamar Miller (2012-14)
- 27 – Gary Tucker (1968); Gary Davis (1976-79); Lorenzo Hampton (1985-89); Stevon Moore (1990); David Pool (1994); Terrell Buckley (1995-99); Arturo Freeman (2000-02); Terrell Buckley (2003); Will Poole (2004-05); Shirdonya Mitchell (2006); Lamont Thompson (2007); Samkon Gado (2007); Benny Sapp (2010-11); Jimmy Wilson (2011-14)
- 28 – George Chesser (1966); Abner Haynes (1967); Gene Milton (1968-69); Ed Jenkins (1972); Hubert Ginn (1975); Don McNeal (1980-89); Michael McGruder (1990-91); Frankie Smith (1993); Gene Atkins (1994-96); Ray Hill (1998-00); Travis Minor (2002-06); Jesse Chatman (2007); Brannon Condren (2008); Gibril Wilson (2009); Nolan Carroll (2010-13); Knowshon Moreno (2014)
- 29 – Jack Harper (1967-68); Garry Grady (1969); Tom Smith (1973); John Swain (1985); Liffort Hobley (1987-93); Frankie Smith (1994-95); Sam Madison (1997-05); André Goodman (2006); Travis Daniels (2007); Tyrone Culver (2008-11); Jonathan Amaya (2012); Will Davis (2013-14)
- 30 – Sam Price (1966-68); Bryant Salter (1976); Ron Davenport (1985-89); Bernie Parmalee (1992-98); Obafemi Ayanbadejo (2003); Lamar Gordon (2004); Lance Schulters (2005); Michael Lehan (2006); Casey Cramer (2008); Chris Clemons (2009-13); Daniel Thomas (2014)
- 31 – George Chesser (1967); Barry Pryor (1969-70); Terry Cole (1971); Norm Bulaich (1975-79); Rick Moser (1980); Eddie Hill (1981-84); Sean Hill (1994-96); Brock Marion (1998-03); Sammy Morris (2004-06); Lance Schulters (2007); Evan Oglesby (2010); Al Harris (2010); Charles Clay (2011); Richard Marshall (2012); Michael Thomas (2013-14)
- 32 – Joe Auer (1966-67); Hubert Ginn (1970-73); Benny Malone (1974-78); Tom Vigorito (1981-85); Donald Brown (1986); *Pete Roth (1987); Garrett Limbrick (1990); Bruce Alexander (1992-93); Aaron Craver (1994); Cleveland Gary (1994); Jerris McPhail (1996-97); J.J. Johnson (1999-01); Charlie Rogers (2003); Jamar Martin (2004); Jason Allen (2006-10); Nate Ness (2010); Nate Jones (2011); Jonathan Wade (2011); Michael Coe (2012); Dimitri Patterson (2012-13); Orleans Darkwa (2014)
- 33 – Billy Joe (1966); Hubert Ginn (1974); Stan Winfrey (1975-77); Billy Cesare (1980); Bo Matthews (1981); Rich Diana (1982); Craig Ellis (1986); *Ronald Scott (1987); Sammie Smith (1989-91); Karim Abdul-Jabbar (1996-99); Deon Dyer (2000-02); Vick King (2004); Jerome Perry (2007); Nate Jones (2008-09); Daniel Thomas (2011-13); Brandian Ross (2014); LaMichael James (2014)
- 34 – Ron Sellers (1973); Jim Braxton (1978); Don Testerman (1980); Woody Bennett (1980-88); Nuu Faaola (1989); Tony Collins (1990); Aaron Craver (1991-93); Tyrone Braxton (1994); Tim Jacobs (1996-97); Ron Moore (1998); Cecil Collins (1999); Thurman Thomas (2000); Travis Minor (2001); Ricky Williams (2002-03, 05, 07-10); Marcus Thigpen (2012-13); Damien Williams (2014)

- 35 – Rick Casares (1966); Stan Mitchell (1966-70); Clayton Heath (1976); Nick Giaquinto (1980-81); *John Tagliaferri (1987); Kerry Glenn (1990-92); Michael Stewart (1994-96); Irving Spikes (1997); Ben Kelly (2000); Shawn Wooden (2001); Jimmy Wyrick (2004); Eddie Jackson (2005); Tuff Harris (2007); Justin Rogers (2013); Walt Aikens (2014)
- 36 – Preston Carpenter (1966); Charles Leigh (1972); Don Nottingham (1973-77); Steve Howell (1979-81); Tom Brown (1987-89); Stephen Braggs (1992-93); Stanley Pritchett (1996-99); Darian Barnes (2005-06); Lousaka Polite (2008-10); Tyrone Culver (2012); Don Jones (2013); T.J. Heath (2014)
- 37 – Charley Wade (1973); Andra Franklin (1981-84); Mike Kozlowski (1979-80); J.B. Brown (1989-96); Zebbie Lethridge (2001); Jeremiah Bell (2004-11); Kelsie McCray (2013); D.J. Campbell (2013); Sammy Seamster (2014)
- 38 – Leroy Harris (1977-78); Bob Torrey (1979); Terry Robiskie (1980-81); *Clarence Bailey (1987); Bruce Plummer (1988); Willard Reaves (1989); Calvin Jackson (1994-99); Kevin Williams (2000); Qunitin Williams (2004); Patrick Cobbs (2006-10); Richard Medlin (2011); Julian Posey (2012); Don Jones (2014)
- 39 – Larry Csonka (1968-74, 1979)
- 40 – Bo Roberson (1966); Dick Anderson (1968-77); Mike Kozlowski (1981-86); *John Swain (1987); Irving Spikes (1994-96); Ray Green (2001-02); Sean McDermott (2003); Donovin Darius (2007); Jonathon Amaya (2010); Charles Alexander (2011); Anderson Russell (2012); Tyler Clutts (2013); Lowell Rose (2014)
- 41 – Willie Pearson (1969); Jeris White (1974-76); Norris Thomas (1977-79); Fulton Walker (1981-84); *Mark Konecny (1987); African Grant (1990); Keith Byars (1993-96); Scott McGarrahan (2001); Joey Thomas (2008); Evan Oglesby (2009); Javorskie Lane (2012); Chris Owens (2013)| R.J. Stanford (2014)
- 42 – Bill Darnall (1968-69); Paul Warfield (1970-74); Vern Roberson (1977); Lyle Blackwood (1981-86); *Robert Sowell (1987); Ernest Gibson (1989); Chris Green (1991-94); Terry Kirby (1995); Roosevelt Potts (1997); Trent Gamble (2000-03); Doug Easlick (2004); Norman LeJeune (2005-06); Charles Clay (2012-14)
- 43 – Bob Neff (1966-68); Mike Holmes (1976); Jeff Allen (1980); Ricky Ray (1981-82); Larry Cowan (1982); Bud Brown (1984-88); Terry Kirby (1993-94); Scott McGarrahan (2002); Brock Forsey (2004); Jack Hunt (2006)
- 44 – Pete Jacquess (1966-67); Dick Washington (1968); Dean Brown (1970); Mike Howell (1972); Barry Hill (1975-76); Charles Cornelius (1977-78); Doug Beaudoin (1980); Paul Lankford (1982-91); Bobby Humphrey (1992); Aaron Craver (1994); Rob Konrad (1999-04); Heath Evans (2005); Cameron Worrell (2007); Jordan Kovacs (2013-14)
- 45 – Mack Lamb (1967-68); Curtis Johnson (1970-78); Ed Taylor (1979-82); Robert Sowell (1983-85); *Trell Hooper (1987); Rodney Thomas (1988); Bobby Harden (1990-93); Brian Walker (1997-98, 2000-01); Lamont Brightful (2004); Reagan Mauia (2007); Austin Spitler (2013); Jake Knott (2014)
- 46 – Hal Wantland (1966); Don Bessilleu (1979-81); Pete Johnson (1984); *Mark Irvin (1987); Dave Moore (1992); Boomer Grigsby (2008)
- 47 – John McGeever (1966); Tom Beier (1967, 1969); Ted Bachman (1976); Glenn Blackwood (1979-87); Stefon Adams (1990); Darrell Malone (1992-94); Robert Edwards (2002); Jeff Grau (2003); Courtney Bryan (2007-08)
- 48 – Bob Petrella (1966-71); Henry Stuckey (1972-74); Ken Ellis (1976); Wade Bosarge (1977); Gerald Small (1978-83); Mike laquaniello (1991); Jim Kitts (1997-98); Kantroty Barber (1999); Brody Heffner-Liddiard (2000)
- 49 – Jimmy Warren (1966-69); Ray Jones (1971); Charlie Babb (1972-79); William Judson (1981-87); *Marvell Burgess (1987); William Judson (1987-89); Tony Paige (1990-92); Robert Wilson (1994-96); Dewayne Dotson (1997)
- 50 – Frank Emanuel (1966-69); Dick Palmer (1970); Bruce Elia (1975); Larry Gordon (1976-82); Jackie Shipp (1984-87); *Greg Storr (1987); Jackie Shipp (1987-88); Dave Ahrens (1989); Louis Cooper (1991); Dwight Hollier (1992-99); Michael Hamilton (2000); Brendon Ayanbadejo (2003-04); Nick Rogers (2005); Edmond Miles (2007); Erik Walden (2008-09); Bobby Carpenter (2010); Marvin Mitchell (2011); Olivier Vernon (2012-14)
- 51 – Jerry Hopkins (1967-68); Ed Weisacosky (1968-70); Larry Ball (1972-74); Rodrigo Barnes (1975); Andy Selfridge (1976); Rusty Chambers (1976-80); Mark Brown (1983-88); Greg Clark (1989); Bryan Cox (1991-95); Anthony Harris (1996-99); Tommy Hendricks (2000-03); Tony Bua (2004); Jason Glenn (2005); Mark Washington (2007); Akin Ayodele (2008-09); Tim Dobbins (2010); Mike Pouncey (2011-14)
- 52 – Mike Hudock (1966); Jimmy Keyes (1968-69); Mike Dennerly (1976); Larry Ball (1977-78); Mel Land (1979); Steve Shull (1981-83); Emmitt Tilley (1983); Terry Tautolo (1983-84); Sanders Shiver (1984); Robin Sendlein (1985); *Dennis Fowlkes (1987); Scott Nicolas (1987); Mike Reichenbach (1990-91); Roosevelt Collins (1992); Brant Boyer (1994); Jeff Kopp (1995); Robert Jones (1998-00); Morlon Greenwood (2001-04); Channing Crowder (2005-10); Mike Rivera (2012); Philip Wheeler (2013-14)
- 53 – Tom Erlandson (1966-67); Norm McBride (1969-70); Bob Matheson (1971-79); Rodell Thomas (1981); Ron Hester (1982-84); Jay Brophy (1984-86); Jack Squirek (1986); David Frye (1986-89); Ned Bolcar (1991-92); Aubrey Beavers (1994-95); Larry Izzo (1996-00); Renauld Williams (2004); Jim Maxwell (2006); Reggie Torbor (2008-09); Erik Walden (2010); Austin Spitler (2010-12); Jelani Jenkins (2013-14)

- 54 – Wahoo McDaniel (1966-68); Bob Bruggers (1968); Dale McCullers (1969); Ted Davis (1970); Howard Kindig (1972-73); Ralph Ortega (1979-80); Steve Potter (1981-82); Rodell Thomas (1983-84); Alex Moyer (1985-86); Johnny Taylor (1986); *Steve Lubischer (1987); Larry Kolic (1987-88); E.J. Junior (1989-91); Chuck Bullough (1993-94); Zach Thomas (1996-07)
- 55 – Jack Rudolph (1966); Randall Edmunds (1968-69); Irv Goode (1973-74); Earnie Rhone (1975-84); Hugh Green (1985-91); David Merritt (1993); Chris Singleton (1993-96); Ronnie Ward (1997); Junior Seau (2003-05); Keith Newman (2006); Joey Porter (2007-09); Koa Misi (2010-14)
- 56 – Bob Bruggers (1966-67); Jesse Powell (1969-73); Steve Towle (1975-80); Charles Bowser (1982-85); John Offerdahl (1986-93); Mike Crawford (1997-98); Twan Russell (2000-02); Derrick Pope (2004-07); Charlie Anderson (2008-09); Kevin Burnett (2011-12); Jonathan Freeny (2013-14)
- 57 – John Bramlett (1967-68); Sean Clancy (1978); Mike Kolen (1970-77); Dwight Stephenson (1980-87); *Scott Nicolas (1987); Tom Thayer (1993); Dion Foxx (1994-95); O.J. Brigrance (1997-99); Corey Moore (2001); Corey Jenkins (2003-04); Lester Towns (2005); Keith Adams (2006); Andy Allemen (2008); Micah Johnson (2010); Josh Kaddu (2012-13); Jordan Tripp (2014)
- 58 – Tom Goode (1966-69); Dale Farley (1971); Bruce Bannon (1973-74); Kim Bokamper (1977-85); Rick Graf (1987); Chris Gaines (1988); Ilia Jarostchuk (1988); Tony Furjanic (1988); Barry Krauss (1989); Mark Sander (1992); Jesse Solomon (1994); Antonio Armstrong (1995); O.J. Brigrance (1996); Scott Galyon (2000-02); Eddie Moore (2003-05); Kelvin Smith (2007); William Kershaw (2008-09); Karlos Dansby (2010-12); Marvin Austin (2013); Chris McCain (2014)
- 59 – Jack Thornton (1966); Doug Swift (1970-75); Guy Roberts (1977); Steve Shull (1980); Bob Brudzinski (1981-89); John Grimsley (1991-93); Dewayne Dotson (1995); Derrick Rodgers (1997-02); Billy Strother (2004); Donnie Spragan (2005-07); Derek Smith (2008); J.D. Folsom (2009); Ikaika Alama-Francis (2010-11); Jonathan Freeny (2012); Dannel Ellerbe (2013-14)
- 60 – Carl Mauck (1970); Al Jenkins (1972); Tom Wickert (1974); Don Reese (1976); Melvin Mitchell (1977-78); Jeff Toews (1979-85); *Duke Schamel (1987); Greg Clark (1989); Bert Weidner (1990-95); John Bock (1996-00); Spencer Folau (2001); Greg Jerman (2002-04); Steve Fifta (2007); Matt McChesney (2008); Al Johnson (2008); Andrew Hartline (2009)
- 61 – Ernie Park (1966); Fred Woodson (1967-69); Bob DeMarco (1970-71); Cleveland Green (1979); Thom Dornbrook (1980); Roy Foster (1982-87); *Greg Cleveland (1987); Roy Foster (1987-90); Gene Williams (1991-92); Tim Ruddy (1994-03)
- 62 – Jim Langer (1970-79); Harry Galbreath (1988-92); Chris Gray (1993-96); Frederick Evans (2006); Anthony Bryant (2007); Clifton Geathers (2010); Ryan Cook (2011); Danny Watkins (2013); Deandre Coleman (2014)
- 63 – Billy Neighbors (1966-69); Mark Dennard (1978-83); Larry Lee (1985); *Greg Ours (1987); Jeff Uhlenhake (1989-93); Cal Dixon (1996); Mark Dixon (1998-03); Alonzo Ephraim (2005); Bennie Anderson (2006); Gene Mruczkowski (2007); Andrew Gardner (2009); Dallas Thomas (2014)
- 64 – Ed Newman (1973-84); Houston Hoover (1994); Larry Chester (2002-04); Kendyl Jacox (2006); Samson Satele (2007-08); Jake Grove (2009); Josh Samuda (2012); Samson Satele (2014)
- 65 – Jim Higgins (1966); Jack Pyburn (1967-68); Maulty Moore (1972-74); Wally Pesuit (1977-78); Jeff Dellenbach (1985-87); *Bill Bealles (1987); Jeff Dellenbach (1987-94); Kevin Donnalley (1998-00); Troy Andrew (2001-02); Joe Berger (2005-06); Justin Smiley (2008-09); Sam Brenner (2013-14)
- 66 – Larry Little (1969-80); Larry Lee (1986); *Jim Gilmore (1987); Everett McIver (1996-97); Kevin Gogan (1999); Heath Irwin (2000-01); Jamie Nails (2002-03); Rex Hadnot (2004-07); Donald Thomas (2008-09); David Arkin (2013); Shelley Smith (2014)
- 67 – Bob Kuechenberg (1970-84); Chris Ward (1986); Chris Conlin (1987); *Guy Goar (1987); Pat Swoopes (1991); Jeff Novak (1994); Barry Stokes (1998); Joe Berger (2009-10); Daryn Colledge (2014)
- 68 – Melvin Mitchell (1976); Eric Laakso (1978-84); Greg Koch (1986-87); *Louis Oubre (1987); Jim Huddleston (1987); Andrew Greene (1995); Mike Sheldon (1997-99); Seth McKinney (2002-06); Ikechuku Ndukwue (2008); Richie Incognito (2010-13)
- 69 – Mike Lambrecht (1987-89); Keith Sims (1990-97); Taylor Whitley (2003-04); Ray Feinga (2010-11)
- 70 – Jim Riley (1967-71); Larry Woods (1973); Tom Funchess (1974); Bill Windauer (1975); John Andrews (1975-76); Bob Simpson (1978); Bill Barnett (1980-85); Brian Sochia (1986-91); Eric Moore (1995); Mike Chalenski (1997); Harry Swayne (2001); John St. Clair (2004); L.J. Shelton (2006-07); Kendall Langford (2008-11); Dallas Thomas (2013); Ja'Wuan James (2014)
- 71 – Charlie Fowler (1967-68); John Boynton (1969); Frank Cornish (1970-71); Darryl Carlton (1975-76); Mike Current (1977-79); Burton Lawless (1981); Mike Charles (1983-86); *Scott Kehoe (1987); Bob Gruber (1987); Ethan Albright (1995); Dunstan Anderson (1997); Todd Wade (2000-03); Tonui Fonoti (2006); Cory Lekkerkerker (2007); Lionel Dotson (2008-09); Cory Procter (2010); Marc Colombo (2011); Jonathan Martin (2012-13); Branden Albert (2014)
- 72 – Whit Canale (1966); Bill Keating (1967); Rudy Barber (1968); Bob Heinz (1969-77); Mike Fultz (1981); Richard Bishop (1982); Ronnie Lee (1984-87); *Steve Jacobson (1987); Ronnie Lee (1987-89); Karl Wilson (1993); Tom McHale (1995); Barron Tanner (1997-98); Vernon Carey (2004-11); Will Yeatman (2012-13)

- 73 - Norm Evans (1966-75); Bob Baumhower (1977-86); Greg Johnson (1988); Ron Heller (1993-95); Dario Romero (2002); Billy Yates (2003); Stockar McDougale (2005); Evan Mathis (2008)
- 74 - John Richardson (1967-71); Randy Crowder (1974-76); Steve Young (1977); Cleveland Green (1980-86); Mark Dennis (1987); *Jeff Wiska (1987); Mark Dennis (1987-93); Ed Hawthorne (1995); Brent Smith (1997-02); Wade Smith (2003-06); Quentin Moses (2007-08); John Jerry (2010-13); Jason Fox (2014)
- 75 - Ken Rice (1966-67); Manny Fernandez (1968-75); Rick Dvorak (1977); Doug Betters (1978-87); Jeff Faulkner (1990); Dave Zawatz (1991); Shane Burton (1996-98); Damian Gregory (2000); Todd Perry (2001-03); Chidi Ahanotu (2004); Josh Shaw (2004); Manuel Wright (2005); Derreck Robinson (2007); Nate Garner (2009-14)
- 76 - Tom Nomina (1966-68); Jeff Richardson (1969); Willie Young (1973); Ron Berger (1973); Don Reese (1974-75); John Alexander (1977-78); Rod Walters (1980); Mike Fultz (1981); Steve Clark (1982-85); Tom Toth (1986-89); Tim Irwin (1994); James Brown (1996-99); Marcus Spriggs (2001-02); Josh Shaw (2005); Chris Liwienski (2007); Brandon Frye (2008); Lydon Murtha (2009-11); Anthony Johnson (2014)
- 77 - Rich Zecher (1966-67); Doug Crusan (1968-74); A.J. Duhe (1977-84); *Stanley Scott (1987); Louis Cheek (1988-89); Karl Wilson (1990); Jeff Buckley (1996-98); Damion McIntosh (2004-06); Jake Long (2008-12); Tyson Clabo (2013); Billy Turner (2014)
- 78 - Maxie Williams (1966-70); Wayne Mass (1971); Jim Dunaway (1972); Tom Drougas (1975-76); Carl Barisch (1977-80); Ken Poole (1981-82); Charles Benson (1983-84); Jerome Foster (1986); *Derek Wimberly (1987); Doug Marrone (1987); Alvin Powell (1989); Richmond Webb (1990-00); Jeno James (2004-06); Tony McDaniel (2009-12); Bryant McKinnie (2013); Terrence Fede (2014)
- 79 - Al Dotson (1966); Claude Brownlee (1967); Mike Current (1967); Jim Urbanek (1968); Wayne Moore (1970-78); Jon Giesler (1979-87); *Ike Readon (1987); Jon Giesler (1987-88); Donnie Gardner (1991); Larry Webster (1992-94); Billy Milner (1995-96); Kenny Mixon (1998-01); Ronald Flemons (2004); Anthony Alabi (2005-07); Pat McQuistan (2010); Derrick Shelby (2012-14)
- 80 - Ed Cooke (1966-67); Bob Joswick (1968-69); Marv Fleming (1970-74); Jim McFarland (1975); Loaird McCreary (1976-78); Joe Rose (1980-85); *Lawrence Sampleton (1987); Ferrell Edmunds (1988-92); Irving Fryar (1993-95); Fred Barnett (1996-97); Brett Perriman (1997); Kirby Dar Dar (1998); Horace Copeland (1998); Iheanyi Uwaezuoke (1998); Tony Martin (1999-00); James McKnight (2001-03); David Boston (2004-05); Aaron Halterman (2007); Anthony Fasano (2008-12); Dion Sims (2013-14)
- 81 - Howard Twilley (1966-76); Ike Hill (1976); Jimmy Cefalo (1978-84); *Mike Caterbone (1987); Scott Schwedes (1987-90); Randal Hill (1991); James Pruitt (1991); Robert Clark (1992); O.J. McDuffie (1993-01); Randy McMichael (2002-06); Joey Haynos (2008-10); Dedrick Epps (2010); Dante Rosario (2011)
- 82 - Doug Moreau (1966-69); Otto Stowe (1971-72); Bo Rather (1973); Mel Baker (1974); Cotton Speyzer (1975); Morris Owens (1975-76); Duriel Harris (1977-83); Fernanza Burgess (1984); Duriel Harris (1985); James Pruitt (1986-87); *Todd Feldman (1987); James Pruitt (1987-88); Andre Brown (1989-90); Scott Miller (1991-92); Mark Ingram (1993-94); Frank Wainright (1995-98); Larry Shannon (1999); Roell Preston (1999); Kevin McKenzie (1999); Jed Weaver (2000-02); Kendall Newson (2003); Bryan Gilmore (2004-05); Derek Hagan (2006-08); Brian Hartline (2009-14)
- 83 - Dave Kocourek (1966); Jim Cox (1968); Vern Den Herder (1972-82); Mark Clayton (1983-87); *Dameon Reilly (1987); Mark Clayton (1987-92); Scott Miller (1993-96); Brian Manning (1997); Hendrick Lusk (1998); Hunter Goodwin (1999-01); Albert Johnson (2002); Robert Baker (2002); Sam Simmons (2003); Wes Welker (2004-06); Greg Camarillo (2007-09); Kevin Curtis (2010)
- 84 - Earl Faison (1966); Ray Jacobs (1967-68); Bill Stanfill (1969-76); Bruce Hardy (1978-87); *Willie Smith (1987); Bruce Hardy (1987-89); Greg Baty (1990-94); Gary Clark (1995); Brett Carolan (1996); Troy Drayton (1996-99); Leslie Shepherd (2000); Chris Chambers (2001-07); Patrick Turner (2009); Michael Egnew (2012-14)
- 85 - John Holmes (1966); Nick Buoniconti (1969-76); Terry Anderson (1977-78); Bo Rather (1978); Jeff Groth (1979); Mark Duper (1982-87); *Eddie Chavis (1987); Mark Duper (1987-92); Ronnie Williams (1993-95); Lamar Thomas (1996-00); Desmond Clark (2002); Donald Lee (2003-04); Will Heller (2005); Jason Rader (2006); Kory Sperry (2007); Gerrell Robinson (2014)
- 86 - Mel Branch (1966-68); Vern Den Herder (1971); Marlin Briscoe (1972-74); Freddie Solomon (1975-77); Ronnie Lee (1979-82); John Chesley (1984); *George Farmer (1987); Fred Banks (1987-90); Dennis McKinnon (1990); Fred Banks (1990-93); Eric Green (1995); Brett Carolan (1996); Qadry Ismail (1997); Oronde Gadsden (1998-03); Marty Booker (2004-07); John Nalbone (2010); Mickey Shuler (2010); Rishard Matthews (2012)
- 87 - John Roderick (1966-67); Jim Mertens (1969); Willie Richardson (1970); Andre Tillman (1974-78); Dan Johnson (1983-87); *Rich Siler (1987); *David Lewis (1987); James Pruitt (1990); Charles Henry (1991); Mike Williams (1991-95); Kirby Dar Dar (1996); Yatil Green (1997-99); Bert Emanuel (2000); Dedic Ward (2001-02); Lorenzo Diamond (2005); Justin Peelle (2006-07); Anthony Armstrong (2012); Ryan Spadola (2013)
- 88 - LaVerne Torczon (1966); Jim Mandich (1970-77); Elmer Bailey (1980-81); Vince Heflin (1982-85); Brian Kinchen (1988-90); Joel Williams (1987); Arthur Cox (1991); Walter Stanley

- (1991); Keith Jackson (1992-94); Joe Planansky (1995); Charles Jordan (1996-98); Nate Jacquet (1998-99); Jeff Ogden (2000-01); Cris Carter (2002); Derrius Thompson (2003-04); Cliff Russell (2005-06); David Martin (2007-08); Jeron Mastrud (2010-12)
- 89 – Karl Noonan (1966-71); Nat Moore (1974-86); *Leland Douglas (1987); David Lewis (1987); Tony Martin (1990-93); Randal Hill (1995-96); Ed Perry (1997-04); Alex Holmes (2005); Tim Massaquoi (2006); Sean Ryan (2008); Will Yeatman (2011); Gator Hoskins (2014)
- 90 – Bill Cronin (1966); Andy Hendel (1986); Eric Kumerow (1988-90); Marco Coleman (1992-95); Adewale Ogunleye (2000-01); Rob Burnett (2002-03); Jeff Zgonina (2004-06); Rodrique Wright (2007-08); Ryan Baker (2009-12); Andre Fluellen (2012); Vaughn Martin (2013); Earl Mitchell (2014)
- 91 – Ed Judie (1984); Mack Moore (1985-86); Fred Robinson (1986); *Victor Morris (1987); Jeff Cross (1988-95); Lorenzo Bromell (1998-01); Jay Williams (2002-04); Vonnie Holliday (2005-08); Cameron Wake (2009-14)
- 92 – *Laz Chavez (1987); Nate Hill (1988); David Griggs (1989-93); Daryl Gardener (1996-01); Jeff Zgonina (2003); John Denney (2007-14)
- 93 – *Charles Bennett (1987); Cliff Odom (1990-93); William Gaines (1994); Trace Armstrong (1995-00); Adewale Ogunleye (2002-03); Mario Monds (2004); Kevin Carter (2005-06); Akbar Gbaja-Biamila (2007); Rob Ninkovich (2007-08); Quentin Moses (2009-10); Jason Trusnik (2011-14)
- 94 – Larry Kolic (1986); *Tim Pidgeon (1987); Greg Mark (1990); Craig Veasey (1993-94); Steve Emtman (1995-96); Jermaine Haley (2000-02); Dario Romero (2003-04); Keith Traylor (2005-07); Randy Starks (2008-15)
- 95 – T.J. Turner (1986-92); Tim Bowens (1994-04); Dan Wilkinson (2006); Chase Page (2007); Jason Ferguson (2008-09); Lionel Dotson (2010); Chris Baker (2010); Igor Olshansky (2011); Dion Jordan (2013-14)
- 96 – Sanders Shiver (1985); David Marshall (1987); Alfred Oglesby (1990-92); Mike Golic (1993); Norman Hand (1995); Daniel Stubbs (1996-98); Rich Owens (1999-00); David Bowens (2001-06); Paul Soliai (2007-13)
- 97 – John Bosa (1987-89); Jeff Hunter (1992-93); Tyoka Jackson (1994); Aaron Jones (1996); Ernest Grant (2000-01); John Denney (2005-06); Phillip Merling (2008-11); Kheeston Randall (2012); Isaack Aaitui (2013); Kelvin Sheppard (2014)
- 98 – Jackie Cline (1987-89); Shawn Lee (1990-91); Norman Hand (1996); Antoine Simpson (1999); Damian Gregory (2001); Henry Taylor (2001); Bryan Robinson (2004); Matt Roth (2005-09); Jared Odrick (2010-14)
- 99 – Jimmy Hines (1969); George Little (1985-87); Rick Graf (1988-90); Chuck Klingbeil (1991-95); Jason Taylor (1997-07, 2009, 2011)

* - replacement player

ALL-TIME DRAFT CHOICES

(**Boldface** indicates appearance on Dolphins' active roster at some point in their career)

1966 EXPANSION DRAFT

FROM BOSTON		
Eddie Wilson	QB	Arizona
Billy Neighbors	G	Alabama
Ross O'Hanley	S	Boston
College		
Jack Rudolph	LB	Georgia Tech
FROM BUFFALO		
Billy Joe	FB	Villanova
Bo Roberson	WR	Cornell
x-Jim Davidson	T	Ohio State
Howard Simpson	DT	Auburn
FROM DENVER		
John McGeeever	S	Auburn
Ed Cooke	DE	Maryland
Tom Erlandson	LB	Washington St.
Tom Nomina	DT	Miami (Ohio)
FROM HOUSTON		
Norm Evans	T	Texas Christian
Tom Goode	C	Miss. State
Jack Spikes	FB	Texas Christian
Maxie Williams	T	SE Louisiana

FROM KANSAS CITY

Al Dotson	DT	Grambling
Mel Branch	DE	Louisiana St.
Frank Jackson	WR	So. Methodist
Ron Caveness	LB	Arkansas

FROM NEW YORK JETS

Wahoo McDaniel	LB	Oklahoma
Willie West	S	Oregon
Mike Hudock	C	Miami (Fla.)
LaVerne Torczon	DE	Nebraska

FROM OAKLAND

Rich Zecher	DT	Utah State
Dick Wood	QB	Auburn
Ken Rice	G	Auburn
Gene Mingo	K	No College

FROM SAN DIEGO

Dave Kocourek	TE	Wisconsin
Ernie Park	G	MacMurray
Jimmy Warren	CB	Illinois
Dick Westmoreland	CB	N.C. A&T

x-retired

1966

1a	x-Jim Grabowski (1)	RB	Illinois
1b	Rick Norton (2)	QB	Kentucky
2	Frank Emanuel (11)	LB	Tennessee
3	x-Larry Gagner (20)	G	Florida
4	x-Dick Lefridge (29)	RB	West Virginia
5	Grady Bolton (38)	DT	Miss. St.
6	x- Ed Weisacosky (47)	LB	Miami (Fla.)
7	x-Don Hansen (56)	LB	Illinois
8	Bob Petrella (65)	S	Tennessee
9	x-Bill Matan (74)	DE	Kansas St.
10	x-Pat Killorin (83)	C	Syracuse
11	Sam Price (92)	RB	Illinois
12	Howard Twilley (101)	WR	Tulsa
13	x-Ken Kramer (110)	TE	Minnesota
14	Phil Scoggin (119)	P	Texas A&M
15	Jerry Oliver (128)	T	SW Texas
16	Don Lorenz (137)	DE	Stephen F. Austin
17	x-Mike Bender (146)	G	Arkansas
18	x-Rick Kestner (155)	E	Kentucky
19	Doug Moreau (164)	TE	Louisiana St.
20	Jon Tooker (173)	CB	Adams State

x-signed with National Football League

1966 REDSHIRTED DRAFT

1	John Roderick	WR	So. Methodist
2	Harold Fulford	WR	Auburn
3	Jack Clancy	WR	Michigan
4	x-Jim Mankins	RB	Florida St.
5	x-Fritz Greenlee	TE	Arizona
6	Bill Darnall	WR	North Carolina
7	Don Williams	DE	Wofford
8	Jon Brittenum	QB	Arkansas
9	x-Craig Baynham	WR	Georgia Tech
10	x-Randy Winkler	T	Tarleton St.
11	Kai Anderson	C	Illinois

x-signed with National Football League

1967

1	Bob Griese (4)	QB	Purdue
2	Jim Riley (29)	DT	Oklahoma
3	TO DENVER for Cookie Gilchrist (58)		
4	Bob Greenlee (84)	DE	Yale
5a	TO DENVER for Cookie Gilchrist (110)		
5b	x- Gary Tucker (129)	RB	Chattanooga
	(from Buffalo for Jack Spikes)		
6	Bud Norris (138)	TE	Washington St.
7	Larry Seiple (163)	P/RB	Kentucky
8	TO OAKLAND for Bill Cronin (186)		
9	John Richardson (216)	DT	UCLA
10	Tom Beier (241)	S	Miami (Fla.)
11	Jack Pyburn (266)	T	Texas A&M
12a	y-Stan Juk (294)	LB	South Carolina
12b	y-Jim Whitaker (295)	CB	Missouri
	(from Denver for Jerry Oliver)		
13	TO BUFFALO for George Wilson, Jr. (318)		
14	Charlie Stikes (344)	CB	Kent State
15	Jake Ferro (372)	LB	Youngstown
16	Maurice Calhoun (397)	RB	Central Ohio
17	Larry Kissam (422)	T	Florida St.

x-taxi squad '67

y-entered medical school

1968

1a	Larry Csonka (8)	RB	Syracuse
1b	Doug Crusan (27)	T	Indiana
	(from Cincinnati for John Stofa)		
2a	Jim Keyes (35)	LB	Mississippi
2b	Jim Cox (54)	TE	Miami (Fla.)
	(from Cincinnati for John Stofa)		
3a	Jim Urbanek (62)	DT	Mississippi

3b	Dick Anderson (73)	S	Colorado
	(from San Diego for John Brittenum)		
4	TO DENVER for John Bramlett (91)		
5	Jim Kiick (118)	RB	Wyoming
6a	Kim Hammond (142)	QB	Florida St.
	(from Denver in 7-man deal)		
6b	x- Jimmy Hines (146)	WR	Texas Southern
7	x- John Boynton (172)	T	Tennessee
8a	TO N.Y. JETS for Archie Roberts (200)		
8b	Randall Edmunds (217)	LB	Georgia Tech
	(from Oakland for Dave Kocourek)		
9a	Sam McDowell (226)	T	SW Missouri
9b	y-Tom Paciorenk (240)	CB	Houston
	(from Houston for Billy Anderson)		
10	Joe Mirto (253)	T	Miami (Fla.)
11	Cornelius Cooper (280)	DE	Prairie View
12	Paul Paxton (307)	T	Akron
13	Bob Joswick (334)	DE	Tulsa
14	Ray Blunk (362)	TE	Xavier
15	Ken Corbin (388)	LB	Miami (Fla.)
16	Henry Still (416)	DT	Bethune-Cookman
17	Bill Nemeth (442)	C	Arizona

x - taxi squad '68

y - pro baseball

1969

1	Bill Stanfill (11)	DE	Georgia
2	Bob Heinz (37)	DT	Pacific
3	Mercury Morris (63)	RB	West Texas State
4	Norm McBride (89)	LB	Utah
5a	Willie Pearson (115)	WR	N.C. A&T
5b	Karl Kremser (128)	K	Tennessee
	(from Oakland for John Roderick)		
6	Ed Tuck (141)	G	Notre Dame
7a	John Egan (167)	C	Boston College
7b	John Kulka (174)	G	Penn State
	(from San Diego for Tom Erlandson)		
8	Bruce Weinstein (193)	TE	Yale
9	Jesse Powell (219)	LB	West Texas State
10	Jim Mertens (245)	TE	Fairmont St.
11	Mike Berdis (271)	DT	N. Dakota St.
12	Dale McCullers (297)	LB	Florida St.
13	Amos Ayres (323)	S	Arkansas AM & N
14	Glynn Thompson (349)	DT	Troy State
15	Chick McGeehan (375)	WR	Tennessee
16	Lloyd Mumphord (401)	CB	Texas Southern
17	Tom Kralman (427)	DE	Xavier

1970

1	TO CLEVELAND for Paul Warfield (3)		
2	Jim Mandich (29)	TE	Michigan
3	Tim Foley (55)	CB	Purdue
4	Curtis Johnson (81)	CB	Toledo
5	TO NEW ENGLAND in Buoniconti deal (107)		
6	Dave Campbell (132)	DE	Auburn
7	Jake Scott (159)	S	Georgia
8	Narvel Chavers (185)	RB	Jackson St.
9	Hubert Ginn (211)	RB	Florida A&M
10	Dick Nittinger (237)	G	Tampa
11	Brownie Wheless (263)	DT	Rice
12	Mike Kolen (289)	LB	Auburn
13	Dave Buddington (315)	RB	Springfield
14	Gary Brackett (341)	G	Holy Cross
15	Pat Hausar (367)	WR	East Tenn.
16	Charles Williams (393)	G	Tennessee St.
17	George Myles (419)	DT	Morris Brown

1971

1	TO BALTIMORE for Don Shula (22)		
2	Otto Stowe (47)	WR	Iowa State
3	Dale Farley (74)	LB	West Virginia

4	x-Joe Theismann (99)	QB	Notre Dame
5	TO PITTSBURGH for Willie Richardson (126)		
6	Dennis Coleman (151)	LB	Mississippi
7	Ron Dickerson (178)	CB	Kansas St.
8	TO PITTSBURGH for Bob DeMarco (203)		
9	Vern Den Herder (230)	DE	Central Iowa
10	Ron Maree (255)	DT	Purdue
11	Vic Surma (282)	T	Penn State
12	Leroy Byars (307)	RB	Alcorn A&M
13	Lonnie Hepburn (333)	CB	Texas Southern
14	David Vaughn (359)	TE	Memphis St.
15	Bob Richards (385)	G	California
16	Chris Myers (410)	WR	Kenyon
17	Curt Mark (437)	LB	Maryville, N.D.

x-signed with Canadian Football League

1972

1	x-Mike Kadish (25)	DT	Notre Dame
2	TO CLEVELAND for Bob Matheson (51)		
3	Gary Kosins (77)	RB	Dayton
4a	Larry Ball (91)	DE	Louisville
	(from San Diego for Carl Mauck)		
4b	Al Benton (103)	T	Ohio Univ.
5	Charlie Babb (129)	S	Memphis St.
6	y-Ray Nettles (155)	LB	Tennessee
7a	Bill Adams (161)	G	Holy Cross
	(from Demer for John Stofa)		
7b	Calvin Harrell (180)	RB	Arkansas St.
8	Craig Curry (207)	QB	Minnesota
9	Greg Johnson (233)	CB	Wisconsin
10	TO HOUSTON for Russell Price (259)		
11	Ed Jenkins (285)	WR	Holy Cross
12	Ashley Ball (311)	TE	Purdue
13	Arch Robinson (337)	CB	Hillsdale
14	Willie Jones (362)	LB	Tampa
15	Bill Davis (389)	DT	Wm. & Mary
16	Al Hannah (415)	WR	Wisconsin
17	Vern Brown (441)	S	Western Mich.

x-taxi squad '72

y-signed with Canadian Football League

1973

1	TO BUFFALO for Marlin Briscoe (26)		
2	x-Chuck Bradley (52)	C	Oregon
3	Leon Gray (78)	T	Jackson St.
4	Bo Rather (104)	WR	Michigan
5a	y- Don Strock (111)	QB	Virginia Tech
	(from Buffalo in Frank Cornish deal)		
5b	Dave McCurry (130)	CB	Iowa State
6	Ed Newman (156)	G	Duke
7a	Kevin Reilly (160)	LB	Villanova
	(from New England for Wayne Mass)		
7b	Ben Shephard (163)	RB	Arkansas Tech
	(from New England for Bill Griffin)		
7c	Willie Hatter (178)	WR	Northern Ill.
	(from Cleveland for Bob DeMarco)		
7d	Tom Smith (182)	RB	Miami (Fla.)
8	Archie Pearson (206)	DE	N.E. Oklahoma
9	Karl Lorch (234)	DE	Southern Cal.
10	Ron Fernandes (260)	DE	Eastern Mich.
11	Chris Kete (286)	G	Boston College
12	Mike Mullen (312)	LB	Tulane
13	Joe Booker (338)	RB	Miami (Ohio)
14	Greg Boyd (364)	RB	Arizona
15	Bill Palmer (389)	TE	St. Thomas
16	James Jackson (416)	DE	Norfolk St.
17	Charley Wade (442)	WR	Tennessee St.

x-injured reserve '73

y-taxi squad '73

1974

1	Don Reese (26)	DE	Jackson St.
---	-----------------------	----	-------------

2a	y- Andre Tillman (38)	TE	Texas Tech
	(from Green Bay for Jim Del Gaizo)		
2b	Benny Malone (47)	RB	Arizona St.
	(from Dallas in Otto Stowe deal)		
2c	Jeris White (52)	CB	Hawaii
3	Nat Moore (78)	WR	Florida
4	x-Bill Stevenson (104)	DT	Drake
5	x-Cleveland Vann (130)	LB	Oklahoma St.
6a	Randy Crowder (136)	DT	Penn State
	(from Baltimore in Hubert Ginn deal)		
6b	x-Bob Wolfe (156)	T	Nebraska
7a	Carl Swierc (164)	WR	Rice
	(from New Orleans for Jeff White)		
7b	Joe Sullivan (182)	T	Boston College
8	Mel Baker (206)	WR	Texas Southern
9a	Tom Wickert (212)	T	Washington St.
	(from Chicago for Dave McCurry)		
9b	x-Bob Lally (234)	LB	Cornell
10	x-Gary Valbuena (260)	QB	Tennessee
11	Gerry Roberts (286)	DE	UCLA
12	Jim Revels (312)	S	Florida
13	x- Clayton Heath (338)	RB	Wake Forest
14	Sam Johnson (364)	LB	Arizona St.
15	Larry Cates (390)	CB	Western Mich.
16	Jesse Wolf (416)	DT	Prairie View
17	Ken Dickerson (442)	CB	Tuskegee

x-signed with World Football League

y-injured reserve '74

1975

1	Darryl Carlton (23)	T	Tampa
2a	Fred Solomon (36)	WR	Tampa
	(from Green Bay for Jim Del Gaizo)		
2b	Stan Windfrey (49)	RB	Arkansas St.
3	Gerald Hill (75)	LB	Houston
4	Bruce Elia (100)	LB	Ohio State
5a	Morris Owens (106)	WR	Arizona St.
	(from N.Y. Giants for Henry Stuckey)		
5b	Barry Hill (127)	S	Iowa State
6a	Steve Towle (143)	LB	Kansas
	(from N.Y. Jets for Larry Woods)		
6b	TO N.Y. JETS for John Mooring (153)		
7	Phillip Kent (179)	RB	Baylor
8	Barney Crawford (205)	DT	Harding
9	James Wilson (231)	G	Clark
10a	Clyde Russell (239)	RB	Oklahoma
	(from Chicago for Charley Wade)		
10b	Joe Jackson (256)	TE	Penn State
	(from Washington for Howard Kindig)		
10c	Joe Danelo (257)	K	Washington St.
11	John Dilworth (283)	CB	NW St. (La.)
12	Joe Yancey (309)	T	Henderson
13	Leonard Isabel (334)	WR	Tulsa
14a	James Lewis (338)	CB	Tennessee St.
	(from N.Y. Giants for Ed Jenkins)		
14b	Jack Graham (361)	QB	Colorado St.
15	Skip Johns (387)	RB	Carson-Newman
16	Vernon Smith (413)	C	Georgia
17	Dwayne Copeland (439)	RB	Middle Tenn.

1976

1a	Larry Gordon (17)	LB	Arizona St.
	(from Washington for Joe Theismann)		
1b	x- Kim Bokamper (18)	LB	San Jose St.
2	Loaird McCreary (49)	TE	Tennessee St.
3	Duriel Harris (80)	WR	New Mexico St.
4a	Melvin Mitchell (96)	G	Tennessee St.
	(from Detroit for Larry Ball)		
4b	TO PHILADELPHIA for Norm Bulaich (111)		
5	TO DETROIT with Larry Ball (145)		

6	Gary Davis (174)	RB	Cal Poly-SLO
7a	Joe Ingersoll (185)	G/T	Nev.-Las Vegas
	(from New Orleans for Mel Baker)		
7b	Johnny Owens (200)	DE	Tennessee St.
8	Bob Simpson (230)	DT	Colorado
9	y-Norris Thomas (257)	CB	Southern Miss.
10a	Gary Fencik (281)	S	Yale
	(from Washington for Karl Lorch)		
10b	Don Testerman (282)	RB	Clemson
11	Dexter Pride (312)	RB	Minnesota
12a	Randy Young (338)	T	Iowa State
12b	Darryl Brandford (341)	DT	Northwestern
	(from St. Louis for Rodrigo Barnes)		
13	Bernie Head (366)	C	Tulsa
14	Bob Gissler (395)	LB	S. Dakota St.
15	Ron Holmes (423)	RB	Utah State
16	Mike Green (450)	P/W/R	Ohio Univ.
17	z-Jeff Grantz (480)	QB	South Carolina
	x-injured reserve '76		y-quit camp '76, active roster '77
	z-remained at South Carolina as coach		

1977

1	A.J. Duhe (13)	DE	Louisiana St.
2	Bob Baumhower (40)	DT	Alabama
3a	TO HOUSTON for Ken Ellis (70)		
3b	Mike Watson (71)	T	Miami (Ohio)
	(from Chicago for Bo Rather)		
4	TO WASHINGTON in Jake Scott deal (97)		
5a	Mike Michel (113)	P/K	Stanford
	(from Tampa Bay for Ray Nettles' rights)		
5b	Leroy Harris (123)	RB	Arkansas St.
6	TO N.Y. GIANTS for Andy Selfridge (153)		
7	Bruce Herron (180)	LB	New Mexico
8	Horace Perkins (207)	CB	Colorado
9	Robert Turner (237)	RB	Oklahoma St.
10	Mark Carter (264)	T	Eastern Mich.
11	John Alexander (291)	DE	Rutgers
12	Terry Anderson (321)	WR	Bethune-Cookman

1978

1	TO SAN FRAN. in Delvin Williams deal (24)		
2	Guy Benjamin (51)	QB	Stanford
3a	Lyman Smith (64)	DT	Duke
	(from N.Y. Giants for Larry Csonka)		
3b	Jimmy Cefalo (81)	WR	Penn State
4a	Gerald Small (93)	CB	San Jose St.
	(from Cleveland for Paul Warfield)		
4b	Eric Laakso (106)	T	Tulane
5a	Ted Burgmeier (111)	S	Notre Dame
	(from Tampa Bay for Jeris White)		
5b	TO SAN FRAN. in Delvin Williams deal (133)		
6	Doug Betters (163)	DE	Nevada-Reno
7a	Karl Baldischwiler (178)	T	Oklahoma
	(from Cleveland for Paul Warfield)		
7b	Lloyd Henry (190)	WR	NE Missouri
8	Sean Clancy (217)	LB	Amherst
9	Bruce Hardy (247)	TE	Arizona St.
10	x-Mark Dennard (274)	C	Texas A&M
11	TO SEATTLE for Carl Barisich (301)		
12a	Mike Moore (331)	RB	Middle Tenn.
12b	Bill Kenney (333)	QB	Northern Colo.
	(from Denver for Jim Kiick)		
	x-injured reserve '78		

1979

1	Jon Giesler (24)	T	Michigan
2	Jeff Toews (53)	G	Washington
3a	Tony Nathan (61)	RB	Alabama
	(from Tampa Bay for Randy Crowder)		
3b	Mel Land (63)	LB	Michigan St.
	(from N.Y. Giants for Larry Csonka)		

3c	Ronnie Lee (65)	TE	Baylor
	(from New Orleans for Don Reese)		
3d	TO ATLANTA for Ralph Ortega (79)		
4	Steve Howell (107)	RB	Baylor
5	Don Bessillieu (134)	S	Georgia Tech
6	Steve Lindquist (162)	G	Nebraska
7	Uwe von Schamann (189)	K	Oklahoma
8a	Jeff Groth (206)	WR	Bowling Green
	(from Washington for Jim Mandich)		
8b	Glenn Blackwood (215)	S	Texas
	(from Denver for Jim Kiick)		
8c	TO TAMPA BAY for Council Rudolph (217)		
9	Jeff Weston (244)	DT	Notre Dame
10a	Jerome Stanton (258)	CB	Michigan St.
	(from Detroit for Karl Baldischwiler)		
10b	Mike Kozlowski (272)	S	Colorado
11	Mike Blanton (299)	DE	Georgia Tech
12	Larry Fortner (327)	QB	Miami (Ohio)

1980

1	Don McNeal (21)	CB	Alabama
2	Dwight Stephenson (48)	C	Alabama
3	Bill Barnett (75)	DE	Nebraska
4	Elmer Bailey (100)	WR	Minnesota
5	TO WASHINGTON in Benny Malone deal (132)		
6	Eugene Byrd (158)	WR	Michigan St.
7	Joe Rose (186)	TE	California
8a	Jeff Allen (212)	CB	Calif.-Davis
8b	David Woodley (214)	QB	Louisiana St.
	(from Washington for Jim Mandich)		
9	Mark Goodspeed (239)	T	Nebraska
10a	Doug Lantz (271)	WR	Miami (Ohio)
10b	Ben Long (272)	LB	South Dakota
	(from Philadelphia, past considerations)		
11a	Phil Driscoll (279)	DE	Mankato St.
	(from San Francisco for Charles Cornelius)		
11b	TO PHILADELPHIA, past considerations (298)		
12	Chuck Stone (325)	G	N. Carolina St.

1981

1	x-David Overstreet (13)	RB	Oklahoma
2a	TO LOS ANGELES in Bob Brudzinski deal (43)		
2b	Andra Franklin (56)	FB	Nebraska
	(from Los Angeles in Bob Brudzinski deal)		
3	TO LOS ANGELES in Bob Brudzinski deal (69)		
4a	Sam Greene (84)	WR	Nev.-Las Vegas
	(from New Orleans for Guy Benjamin)		
4b	Brad Wright (96)	QB	New Mexico
5a	Ken Poole (126)	DE	NE Louisiana
5b	Tom Vigorito (138)	RB	Virginia
	(from Philadelphia for Leroy Harris)		
6a	x-Mack Moore (152)	DE	Texas A&M
6b	Fulton Walker (154)	CB	West Virginia
	(from Minnesota in Jim Langer deal)		
7	Mike Daum (179)	T	Cal Poly-SLO
8	y-William Judson (206)	CB	S. Carolina St.
9	John Noonan (235)	WR	Nebraska
10	Steve Folsom (261)	TE	Utah
11	Jim Jensen (291)	QB	Boston Univ.
12	John Alford (318)	DT	S. Carolina St.

x-signed with Canadian Football League

y-injured reserve '81

1982

1	Roy Foster (24)	G/T	Southern Cal
2	Mark Duper (52)	WR	NW St. (La.)
3	Paul Lankford (80)	CB	Penn State
4	Charles Bowser (108)	LB	Duke
5a	Bob Nelson (120)	DT	Miami (Fla.)
	(from Minnesota in Jim Langer deal)		
5b	Rich Diana (136)	FB	Yale

6a	Thomas Tutson (161)	CB	S. Carolina St. (from San Diego for George Roberts)
6b	Ron Hester (164)	LB	Florida St.
7a	Dan Johnson (170)	TE	Iowa State (from New Orleans for Guy Benjamin)
7b	Larry Cowan (192)	RB	Jackson St.
8	Tate Randle (220)	S	Texas Tech
9a	Steve Clark (239)	DE	Utah (from Detroit for Steve Towle)
9b	Mack Boatner (248)	RB	SE Louisiana
10a	Robin Fisher (271)	LB	Florida (from Philadelphia for Steve Howell)
10b	Wayne Jones (276)	C/T	Utah
11	Gary Crum (303)	T	Wyoming
12	Mike Rodrigue (331)	WR	Miami (Fl.)

1983

1	Dan Marino (27)	QB	Pittsburgh
2	Mike Charles (55)	DT	Syracuse
3a	Charles Benson (76)	DE	Baylor (from Houston in '83 draft trade-up)
3b	TO HOUSTON in '83 draft trade-up (83)		
4	TO L.A. RAMS for Eddie Hill (111)		
5	TO HOUSTON in '83 draft trade-up (139)		
6	Reggie Roby (167)	P	Iowa
7	Keith Woetzel (195)	LB	Rutgers
8	Mark Clayton (223)	WR	Louisville
9	Mark Brown (250)	LB	Purdue
10	Anthony Reed (278)	RB	S. Carolina St.
11	Joe Lukens (306)	G	Ohio State
12	x-Anthony Carter (334)	WR	Michigan x-previously had signed with United States Football League

1984

1a	Jackie Shipp (14)	LB	Oklahoma (from Buffalo in '84 draft trade-up)
1b	TO BUFFALO in '84 draft trade-up (26)		
2	Jay Brophy (53)	LB	Miami (Fl.)
3a	TO BUFFALO in '84 draft trade-up (79) (from Pittsburgh in David Woodley deal)		
3b	TO BUFFALO in '84 draft trade-up (82)		
4	Joe Carter (109)	RB	Alabama
5	Dean May (138)	QB	Louisville
6	Rowland Tatum (165)	LB	Ohio State
7	Bernard Carvalho (194)	G/T	Hawaii
8	x-Ron Landry (221)	FB	McNeese St.
9	Jim Boyle (250)	G/T	Tulane
10	John Chesley (277)	TE	Oklahoma St.
11	Bud Brown (305)	S	Southern Miss.
12a	William Devane (320)	DT	Clemson
12b	Mike Weingrad (333)	LB	Illinois (from San Francisco for Tom Orosz)

x-injured reserve '84

1984 USFL SUPPLEMENTAL DRAFT

1	Danny Knight (26)	WR	Mississippi State (from N.J. Generals)
2	Dewey Forte (53)	DE	Bethune-Cookman (from L.A. Express)
3	Duan Hanks (82)	WR	Stephen F. Austin (from Philadelphia Stars)

1985

1	Lorenzo Hampton (27)	RB	Florida
2	TO SAN DIEGO for Pete Johnson (55)		
3a	George Little (65)	DT	Iowa (from Philadelphia for Mark Dennard)
3b	Alex Moyer (83)	LB	Northwestern
4a	Mike Smith (91)	CB	Texas-El Paso (from Cleveland for Duriel Harris)
4b	Jeff Dellenbach (111)	T	Wisconsin

5	TO DENVER for Larry Evans (139)		
6a	George Shorthose (145)	WR	Missouri (from Atlanta in Gerald Small deal)
6b	Ron Davenport (167)	FB	Louisville
7	Fuad Reveiz (195)	K	Tennessee
8	Dan Sharp (223)	TE	Texas Christian
9	Adam Hinds (251)	S	Oklahoma St.
10	Mike Pendleton (279)	CB	Indiana
11	Mike Jones (307)	RB	Tulane
12	Ray Noble (335)	CB	California

1986

1	TO TAMPA BAY in Hugh Green deal (25)		
2a	TO TAMPA BAY in Hugh Green deal (40) (from Minnesota in Anthony Carter deal)		
2b	John Offerdahl (52)	LB	Western Michigan
3	T.J. Turner (81)	DT	Houston
4	James Pruitt (107)	WR	Cal-State Fullerton
5	Kevin Wyatt (136)	CB	Arkansas
6	Brent Sowell (163)	DT	Alabama
7	Larry Kolic (193)	LB	Ohio State
8	John Stuart (218)	T	Texas
9	Reyna Thompson (247)	CB	Baylor
10	Jeff Wickersham (274)	QB	Louisiana St.
11	Arnold Franklin (303)	TE	No. Carolina
12	Rickey Isom (329)	FB	N. Carolina St.

1987

1a	TO MINNESOTA in '87 draft trade-down (14)		
1b	John Bosa (16)	DE	Boston College (from Minnesota in '87 draft trade-down)
2a	Rick Graf (43)	LB	Wisconsin
2b	Scott Schwedes (56)	WR	Syracuse (from N.Y. Giants through St. Louis in '87 draft trade-up)
3	TO ST. LOUIS in '87 draft trade-up (70)		
4	Troy Stradford (99)	RB	Boston College
5a	TO ST. LOUIS in '87 draft trade-up (126)		
5b	TO KANSAS CITY in '87 draft trade-down (128) (from Minnesota in '87 draft trade-down)		
5c	Chris Conlin (132)	T/G	Penn State (from Kansas City in '87 draft trade-down)
6	Lance Sellers (155)	LB	Boise State
7	Tom Brown (182)	FB	Pittsburgh
8a	Joel Williams (210)	TE	Notre Dame
8b	Mark Dennis (212)	T	Illinois (from Kansas City in '87 draft trade-down)
9	Tim Pidgeon (237)	LB	Syracuse
10	Bobby Taylor (266)	CB	Wisconsin
11	Terance Mann (293)	DE	So. Methodist
12	x-Jim Karsatos (322)	QB	Ohio State

x-injured reserve '87

1988

1	Eric Kumerow (16)	DE	Ohio State
2	Jarvis Williams (42)	S	Florida
3	Ferrell Edmunds (73)	TE	Maryland
4	Greg Johnson (99)	T	Oklahoma
5	Rodney Thomas (126)	CB	Brigham Young
6a	x-Melvin Bratton (153)	FB	Miami (Fl.)
6b	George Cooper (156)	FB	Ohio State (from Minnesota for Greg Koch)
7	Kerwin Bell (180)	QB	Florida
8a	Harry Galbreath (212)	G	Tennessee
8b	Louis Cheek (220)	T	Texas A&M (from Denver for Larry Lee)
9	Jeff Cross (239)	DE	Missouri
10	Artis Jackson (266)	DT	Texas Tech
11	Tom Kelleher (292)	FB	Holy Cross
12	Brian Kinchen (320)	TE	Louisiana St.

x-injured/unsigned '88

1989

1a	Sammie Smith (9)	RB	Florida State
1b	Louis Oliver (25)	S	Florida
	(from Chicago in '89 draft trade-up)		
2	TO CHICAGO in '89 draft trade-up (36)		
3	TO CHICAGO in '89 draft trade-up (65)		
4	David Holmes (92)	CB	Syracuse
5	Jeff Uhlenhake (121)	C	Ohio State
6	Wes Pritchett (147)	LB	Notre Dame
7	Jim Zdelar (176)	T	Youngstown St.
8	Pete Stoyanovich (203)	K	Indiana
9	x-Dana Batiste (232)	LB	Texas A&M
10a	Deval Glover (259)	WR	Syracuse
10b	Greg Ross (275)	DT	Memphis State
	(from Minnesota for Greg Koch)		
11	y-Bert Weidner (288)	DT	Kent State
12	J.B. Brown (315)	CB	Maryland
	x-injured reserve '89 y-developmental squad '89		

1990

1	Richmond Webb (9)	T	Texas A&M
2	Keith Sims (39)	G	Iowa State
3	Alfred Oglesby (66)	NT	Houston
4	Scott Mitchell (93)	QB	Utah
5a	TO DALLAS for Scott Secules (120)		
5b	x-Leroy Holt (137)	FB	Southern Cal
	(from Washington in '90 draft trade-up)		
6	y-Sean Vanhorse (151)	CB	Howard
7	TO CLEVELAND in '90 draft trade-down (178)		
8	Thomas Woods (205)	WR	Tennessee
9	Phil Ross (231)	TE	Oregon State
10	TO WASHINGTON in '90 draft trade-up (262)		
11	TO SAN FRANCISCO in Tim McKyer deal (289)		
12	Bobby Harden (315)	S	Miami (Fla.)
	x-injured reserve '90 y-physically unable to perform '90		

1991

1	Randal Hill (23)	WR	Miami (Fla.)
2	TO SAN FRANCISCO in Tim McKyer deal (45)		
3a	Aaron Craver (60)	RB	Fresno State
	(from Atlanta in Tim McKyer deal)		
3b	TO HOUSTON for John Grimsely (79)		
4	TO WASHINGTON in '90 trade-up (103)		
5a	Bryan Cox (113)	LB	Western Illinois
	(from Cleveland in '90 trade-down)		
5b	Gene Williams (121)	G	Iowa State
	(from Green Bay in '91 draft trade-up)		
5c	TO GREEN BAY in '91 draft trade-up (135)		
6	TO GREEN BAY in '91 draft trade-up (164)		
7	Chris Green (191)	CB	Illinois
8	Roland Smith (220)	CB	Miami (Fla.)
9	Scott Miller (246)	WR	UCLA
10	Michael Tittle (275)	TE	Iowa
11	Ernie Rogers (302)	T	California
12	Joe Brunson (331)	DT	Chattanooga

1992

1a	Troy Vincent (7)	CB	Wisconsin
	(from Phoenix for Randal Hill)		
1b	Marco Coleman (12)	LB	Georgia Tech
2	x-Eddie Blake (43)	G	Auburn
3	Larry Webster (70)	DE	Maryland
4	Dwight Hollier (97)	LB	North Carolina
5	Christopher Perez (124)	T	Kansas
6	Roosevelt Collins (155)	LB	Texas Christian
7a	TO ATLANTA in '92 draft trade-down (182)		
7b	TO L.A. RAIDERS in '92 draft trade-down (185)		
	(from Atlanta in '92 draft trade-down)		
7c	Dave Moore (191)	TE	Pittsburgh
	(from L.A. Raiders in '92 draft trade-down)		
8	Andre Powell (209)	LB	Penn State

9	Tony Tellington (236)	CB	Youngstown St.
10	Raoul Spears (267)	RB	Southern Cal
11a	Lee Miles (294)	WR	Baylor
11b	Mark Barsotti (296)	QB	Fresno State
	(from L.A. Raiders in '92 draft trade-down)		
12a	Milton Biggins (322)	TE	West. Kentucky
12b	Kameno Bell (328)	RB	Illinois
	(from Atlanta in '92 draft trade-down)		
	x - Non Football Injury '92		

1993

1	O.J. McDuffie (25)	WR	Penn State
2	TO NEW ENGLAND in Irving Fryar deal (52)		
3	Terry Kirby (78)	RB	Virginia
4	Ronnie Bradford (105)	CB	Colorado
5	Chris Gray (132)	T	Auburn
6	Robert O'Neal (164)	S	Clemson
7	David Merritt (191)	LB	N. Carolina St.
8	Dwayne Gordon (218)	LB	New Hampshire

1994

1a	TO GREEN BAY in '94 trade-down (16)		
1b	Tim Bowens (20)	DT	Mississippi
	(from Green Bay in '94 draft trade-down)		
2a	Aubrey Beavers (54)	LB	Oklahoma
2b	Tim Ruddy (65)	C	Notre Dame
	(from Arizona in '94 trade-up)		
3	TO ARIZONA in '94 trade-up (89)		
	(from Green Bay in '94 draft trade-down)		
4a	Ronnie Woolfork (112)	LB	Colorado
	(from Cleveland for G Gene Williams)		
4b	TO ARIZONA in '94 trade-up (115)		
	(from San Diego for WR Tony Martin)		
4c	TO ARIZONA in '94 trade-up (121)		
5	William Gaines (147)	DT	Florida
6	Brant Boyer (177)	LB	Arizona
7	Sean Hill (214)	CB	Montana St.

1995

1	Billy Milner (25)	T	Houston
2a	Andrew Greene (53)	G	Indiana
	(from Green Bay in Ingram-Jackson deals)		
2b	TO CHICAGO in Trace Armstrong deal (56)		
3	TO CHICAGO in Trace Armstrong deal (87)		
4a	TO GREEN BAY in Keith Jackson deal (117)		
	(from Green Bay for Mark Ingram)		
4b	Pete Mitchell (122)	TE	Boston College
5	Norman Hand (158)	DT	Mississippi
6	Jeff Kopp (194)	LB	Southern Cal
7a	Corey Swinson (233)	DT	Hampton
7b	x-Shannon Myers (246)	WR	Lenoir-Rhyne
	(compensatory pick from NFL)		
	x - Physically Unable To Perform '95		

1996

1	Daryl Gardener (20)	DE	Baylor
2a	TO DALLAS in '96 trade-down (49)		
2b	TO JACKSONVILLE in '96 trade-down (60)		
	(from Dallas in '96 trade-down)		
3a	Dorian Brew (79)	CB	Kansas
	(from Jacksonville in '96 trade-down)		
3b	Karim Abdul-Jabbar (80)	RB	UCLA
4a	TO KANSAS CITY in '96 trade-down (98)		
	(from Jacksonville in '96 trade-down)		
4b	TO JACKSONVILLE in '96 trade-down (99)		
	(from Dallas in '96 trade-down)		
4c	Kirk Pointer (113)	CB	Austin Peay
	(from Kansas City in '96 trade-down)		
4d	Stanley Pritchett (118)	FB	South Carolina
4e	LaCurtis Jones (125)	LB	Baylor
	(from Kansas City in '96 trade-down)		

- 5a **Jerris McPhail** (134) RB East Carolina
(from Jacksonville in '96 trade-down)
5b **Shane Burton** (150) DE Tennessee
(from Jacksonville in '96 trade-down)
5c **Zach Thomas** (154) LB Texas Tech
6 **Shawn Wooden** (189) S Notre Dame
7a **Jeff Buckley** (230) T Stanford
7b **Brice Hunter** (251) WR Georgia
(compensatory pick from NFL)

1997

- 1 **x-Yatil Green** (15) WR Miami (Fla.)
2 **Sam Madison** (44) CB Louisville
3 **Jason Taylor** (73) DE Akron
3b **Derrick Rodgers** (92) LB Arizona State
(compensatory pick from NFL)
3c **Ronnie Ward** (93) LB Kansas
(compensatory pick from NFL)
3d **Brent Smith** (96) T Mississippi St.
(compensatory pick from NFL)
4a TO ST. LOUIS in '97 trade-down (112)
4b **Jerome Daniels** (121) G Northeastern
(from St. Louis in '97 trade-down)
4c TO OAKLAND in '97 trade-down (123)
(from San Francisco for RB Terry Kirby)
5a TO N.Y. JETS for T James Brown (145)
5b **Barron Tanner** (149) DT Oklahoma
(from Kansas City for K Pete Stoyanovich)
5c **Nicholas Lopez** (157) DE Texas Southern
(from Oakland in '97 trade-down)
6a **John Fiala** (166) LB Washington
(from Oakland in '97 trade-down)
6b **Brian Manning** (170) WR Stanford
(from St. Louis in '97 trade-down)
6c **Mike Crawford** (173) LB Nevada-Reno
(from St. Louis in '97 trade-down)
6d **Ed Perry** (177) TE James Madison
7a **Hudhaifa Ismaeli** (203) CB Northwestern
(from Oakland in '97 trade-down)
7b TO KANSAS CITY in '96 trade-down (214)

x - Injured Reserve '97

1998

- 1a TO GREEN BAY in '98 trade-down (19)
1b **John Avery** (29) RB Mississippi
(from Green Bay in '98 trade-down)
2a **Patrick Surtain** (44) CB Southern Miss.
(from Carolina for 1st-round pick in 2000)
2b **Kenny Mixon** (49) DE LSU
2c TO DETROIT in '98 trade-down (60)
(from Green Bay in '98 trade-down)
3a **Brad Jackson** (79) LB Cincinnati
(from Detroit in '98 trade-down)
3b **x-Larry Shannon** (82) WR East Carolina
4a **Lorenzo Bromell** (102) DE Clemson
(from Philadelphia in '98 trade-up)
4b TO PHILADELPHIA in '98 trade-up (112)
4c TO PHILADELPHIA in '98 trade-up (142)
5b **Scott Shaw** (143) G Michigan State
(from Detroit in '98 trade-down)
6a **Nathan Strikwerda** (171) C Northwestern
6b **John Dutton** (172) QB Nevada
(from Detroit in '98 trade-down)
7 **Jim Bunden** (210) G Clemson

x - Injured Reserve '98

1999

- 1a TO SAN FRANCISCO in '99 draft trade-down (24)
1b TO DETROIT in '99 draft trade-down (27)
2a **J.J. Johnson** (39) RB Mississippi State

- (from Detroit in '99 draft trade-down)
2b **Rob Konrad** (43) FB Syracuse
(from Kansas City in '99 draft trade-up)
2c TO KANSAS CITY in '99 draft trade-up (54)
3a TO DETROIT in '99 draft trade-down (70)
(from Detroit in '99 draft trade-down)
3b **Grey Ruegamer** (72) C Arizona State
(from Detroit in '99 draft trade-down)
3b TO KANSAS CITY in '99 draft trade-up (84)
4 TO MINNESOTA for signing TE Hunter Goodwin (120)
5a **Cecil Collins** (134) RB McNeese State
(from San Francisco in '99 draft trade-down)
5b **Bryan Jones** (142) LB Oregon State
(from Detroit in '99 draft trade-down)
5c TO SAN FRANCISCO for G Kevin Gogan (157)
6 **Brent Bartholomew** (192) P Ohio State
7a TO N.Y. GIANTS for RB Tyrone Wheatley (231)
7b **y-Jermaine Haley** (232) DT Butte College
(from Detroit in '99 draft trade-down)
7c **z-Joe Wong** (244) T Brigham Young
(compensatory pick from NFL)

y-previously under contract with CFL; z-injured reserve '99

2000

- 1 TO CAROLINA in '98 draft trade-up (23)
2 **Todd Wade** (53) T Mississippi
3 **Ben Kelly** (84) CB Colorado
4 **Deon Dyer** (117) FB North Carolina
5 **Arturo Freeman** (152) S South Carolina
6a **Ernest Grant** (167) DT Arkansas-Pine Bluff
(from Cleveland for RB Karim Abdul-Jabbar)
6b TO KANSAS CITY in '99 draft trade-down (188)
7a TO SAN FRANCISCO for QB Jim Druckenmiller (230)
7b **x-Jeff Harris** (232) CB Georgia
(from Chicago for P Brent Bartholomew)

x-injured reserve '00

2001

- 1 **Jamar Fletcher** (26) CB Wisconsin
2a **Chris Chambers** (52) WR Wisconsin
(from Indianapolis through Dallas in '01 draft trade-up)
2b TO DALLAS in '01 draft trade-up (56)
3a **Travis Minor** (85) RB Florida State
3b **Morlon Greenwood** (88) LB Syracuse
(from Philadelphia in '01 draft trade-up)
4 TO DALLAS in '01 draft trade-up (122)
5 **Shawn Draper** (156) T Alabama
6a **Brandon Winey** (164) T Louisiana State
(from San Diego for WR Nate Jacquet)
6b **Josh Heupel** (177) QB Oklahoma
(from Washington for DT Barron Tanner)
6c **Otis Leverette** (187) DE Alabama-Birmingham
(from Philadelphia in '01 draft trade-up)
6d **Rick Crowell** (188) LB Colorado State
7a TO CHICAGO for TE Alonzo Mayes (208)
(from Chicago for P Brent Bartholomew)
7b TO WASHINGTON for P Matt Turk (224)

2002

- 1 TO NEW ORLEANS in RB Ricky Williams deal (25)
2 TO PHILADELPHIA in '01 draft trade-up (59)
3 **Seth McKinney** (90) C Texas A&M
4a **Randy McMichael** (114) TE Georgia
(from New Orleans in RB Ricky Williams deal)
4b TO NEW ORLEANS in RB Ricky Williams deal (125)
5a **Omare Lowe** (161) CB Washington
5b **Sam Simmons** (170) WR Northwestern
(compensatory pick from NFL)
6 TO CHICAGO in QB Cade McNown deal (199)
7a TO DALLAS for WR Jeff Ogden (237)

7b **Leonard Henry** (241) RB East Carolina
(from Chicago in QB Cade McNown deal)

2003

- 1 TO NEW ORLEANS in RB Ricky Williams deal (18)
- 2 **z-Eddie Moore** (49) LB Tennessee
- 3a **Wade Smith** (78) T Memphis
(from New England for 2nd-round pick in 2004)
- 3b **Taylor Whitley** (87) G Texas A&M
- 4 TO CAROLINA for DE Jay Williams (119)
- 5a **Donald Lee** (156) TE Mississippi State
- 5b **J.R. Tolver** (169) WR San Diego State
(compensatory pick from NFL)
- 6a **Corey Jenkins** (181) LB South Carolina
(from Carolina in draft day trade-up)
- 6b TO CHICAGO in QB Cade McNown deal (191)
- 6c Tim Provost (209) T San Jose State
(compensatory pick from NFL)
- 6d **y-Yeremiah Bell** (213) S Eastern Kentucky
(compensatory pick from NFL)
- 7a TO CAROLINA in draft day trade-up (226)
(from Washington for signing DT Jermaine Haley)
- 7b TO WASHINGTON for QB Sage Rosenfels (232)
- 7c TO CAROLINA in draft day trade-up (247)
(from Tampa Bay for T Cornell Green)
- 7d **z-Davern Williams** (248) DT Troy State
(compensatory pick from NFL)

y - Practice Squad Injured in '03; z - Injured Reserve in '03

2004

- 1a **Vernon Carey** (19) G/T Miami (Fla.)
(from Minnesota in 2004 draft trade-up)
- 1b TO MINNESOTA in 2004 draft trade-up (20)
- 2 TO NEW ENGLAND for 3rd-round pick in 2004 (56)
- 3 TO GREEN BAY in 2004 draft trade-down (87)
- 4a **Will Poole** (102) CB Southern California
(from Jacksonville through Green Bay in 2004 draft trade-down)
- 4b TO MINNESOTA in 2004 draft trade-up (119)
- 5a TO BALTIMORE in 2004 draft trade-down (153)
(from Green Bay in 2004 draft trade-down)
- 5b TO SAN DIEGO for LB Junior Seau (154)
- 5c **Tony Bua** (160) LB Arkansas
(from Baltimore in 2004 draft trade-down)
- 6a **Rex Hadnot** (174) C Houston
(from Atlanta in 2004 draft trade-up)
- 6b TO ATLANTA in 2004 draft trade-up (186)
- 7a TO ATLANTA in 2004 draft trade-up (219)
(from New Orleans for LB Derrick Rodgers)
- 7b **x-Tony Pape** (221) T Michigan
- 7c **Derrick Pope** (222) LB Alabama
(from Baltimore in 2004 draft trade-down)

x - Practice Squad in '04

2005

- 1 **Ronnie Brown** (2) RB Auburn
- 2a TO PHILADELPHIA for QB A.J. Feeley (35)
- 2b **Matt Roth** (46) DE Iowa
(from Kansas City in CB Patrick Surtain deal)
- 3a TO ST. LOUIS for RB Lamar Gordon (66)
- 3b **Channing Crowder** (70) LB Florida
(from Chicago in Booker-Ogunleye deal)
- 4 **Travis Daniels** (104) CB LSU
- 5a TO KANSAS CITY in CB Patrick Surtain deal (138)
- 5b **Anthony Alabi** (162) T TCU
(from Kansas City in CB Patrick Surtain deal)
- 6 TO SAN DIEGO in WR David Boston deal (177)
- 7 **x-Kevin Vickerson** (216) DT Michigan State

x - Injured Reserve in '05

2006

- 1 **Jason Allen** (16) S Tennessee
- 2 TO MINNESOTA for QB Daunte Culpepper (51)
- 3 **Derek Hagan** (82) WR Arizona State
- 4 **x-Joe Toledo** (114) T Washington
- 5 Exercised in 2005 supplemental draft for Manny Wright (149)
- 6 TO SAN DIEGO in Cleo Lemon-A.J. Feeley trade (188)
- 7a **Frederick Evans** (212) DT Texas State
(from Green Bay in Brad Bedell trade)
- 7b **y-Rodrique Wright** (226) DT Texas
- 7c Devin Aromashodu (233) WR Auburn
(from Chicago in John Owens-B. Ayanbadejo trade)

x - Injured Reserve in '06; y - Reserve/NFI in '06

2007

- 1 **Ted Ginn Jr.** (9) WR Ohio State
- 2a **John Beck** (40) QB Brigham Young
- 2b **Samson Satele** (60) C/G Hawaii
(from New England in Wes Welker trade)
- 3 **Lorenzo Booker** (71) RB Florida State
- 4 **Paul Soliai** (108) DT Utah
- 5 TO DETROIT for QB Joey Harrington (145)
- 6a **Reagan Maui** (181) FB Hawaii
- 6b **x-Drew Mornino** (199) C Central Michigan
(from New Orleans for K Olindo Mare)
- 7a **Kevin Smith** (219) LB Syracuse
- 7b **Brandon Fields** (225) P Michigan State
(from St. Louis for signing of RFA P Donnie Jones)
- 7c **Abraham Wright** (238) LB Colorado
(from New England in Wes Welker trade)

x - Injured Reserve in '07

2008

- 1 **Jake Long** (1) T Michigan
- 2a **Phillip Merling** (32) DE Clemson
- 2b **Chad Henne** (57) QB Michigan
(from San Diego for WR Chris Chambers)
- 3a TO DETROIT in draft trade-down (64)
- 3b **Kendall Langford** (66) DE Hampton
(from Detroit in draft trade-down)
- 4a TO DALLAS for LB Akin Ayodele and TE Anthony Fasano (100)
- 4b **Shawn Murphy** (110) G Utah State
(from Chicago in draft trade-up)
- 4c TO CHICAGO in draft trade-up (115)
(from Philadelphia for RB Lorenzo Booker)
- 5 TO KANSAS CITY for QB Trent Green (136)
- 6a TO DALLAS in DT Jason Ferguson trade (167)
- 6b **Jalen Parmele** (176) RB Toledo
(from Detroit in draft day trade-down)
- 6c **Donald Thomas** (195) G Connecticut
(from Dallas in DT Jason Ferguson trade)
- 6d **Lex Hilliard** (204) RB Montana
(compensatory pick from NFL)
- 7a TO CHICAGO in draft trade-up (208)
- 7b **Lionel Dotson** (245) DE Arizona
(compensatory pick from NFL)

2009

- 1 **Vontae Davis** (25) CB Illinois
- 2a **Pat White** (44) QB/WR West Virginia
(from Washington in DE Jason Taylor trade)
- 2b TO INDIANAPOLIS in draft trade-down (56)
- 2c **Sean Smith** (61) CB Utah
(from Indianapolis in draft trade-down)
- 3 **Patrick Turner** (87) WR Southern California
- 4a **Brian Hartline** (108) WR Ohio State
(from Oakland in C Samson Satele trade)

- 4b TO OAKLAND in C Samson Satele trade (126)
 5a **John Nalbone** (161) TE Monmouth
 5b **Chris Clemons** (165) S Clemson
 (from Indianapolis in draft trade-down)
 6a **Andrew Gardner** (181) T Georgia Tech
 (from Oakland in C Samson Satele trade)
 6b TO DALLAS for NT Jason Ferguson (197)
 7a **J.D. Folsom** (214) LB Weber State
 (from Cleveland for CB Travis Daniels)
 7b TO JACKSONVILLE for DE Tony McDaniel (232)
 7c TO KANSAS CITY in draft trade-down (237)
 (from Carolina for QB Josh McCown)

2010

- 1a TO SAN DIEGO in draft trade-down (12)
 1b **Jared Odrick** (28) DE Penn State
 (from San Diego in draft trade-down)
 2a **Koa Misi** (40) LB Utah
 (from San Diego in draft trade-down)
 2b TO DENVER in WR Brandon Marshall trade (43)
 3 **John Jerry** (73) G Mississippi
 4a TO SAN DIEGO in draft trade-down (110)
 4b x-A.J. Edds (119) LB Iowa
 (from Dallas in draft trade-up)
 4c TO DALLAS in draft trade-up (126)
 (from San Diego in draft trade-down)
 5a TO KANSAS CITY for QB Tyler Thigpen (142)
 5b **Nolan Carroll** (145) CB Maryland
 (from San Francisco for WR Ted Ginn, Jr.)
 5c **Reshad Jones** (163) S Georgia
 (from Washington in draft trade-up)
 6a TO SAN DIEGO in draft trade-down (173)
 (from Kansas City for OL Andy Alleman and
 Ikechuku Ndukwe)
 6b TO WASHINGTON in draft trade-up (174)
 6c TO DALLAS in draft trade-up (179)
 7a Chris McCoy (212) LB Middle Tennessee
 (from Kansas City in 2009 draft trade-down)
 7a TO WASHINGTON in draft trade-up (219)
 7c **Austin Spitler** (252) LB Ohio State
 (compensatory pick from NFL)

x - Injured Reserve in '10

2011

- 1a **Mike Pouncey** (15) G/C Florida
 2a TO DENVER for WR Brandon Marshall (46)
 2b **Daniel Thomas** (62) RB Kansas State
 (from Washington in draft trade-up)
 3 TO WASHINGTON in draft trade-up (79)
 4 **Clyde Gates** (111) WR Abilene Christian
 5 TO WASHINGTON in draft trade-up (146)
 6a **Charles Clay** (174) TE Tulsa
 (from Green Bay in draft trade-up)
 6b TO GREEN BAY in draft trade-up (179)
 7a TO WASHINGTON in draft trade-up (217)
 7b TO GREEN BAY in draft trade-up (218)
 (from Jacksonville for G Justin Smiley)
 7c Frank Kearse (231) DT Alabama A&M
 (from Green Bay in draft trade-up)
 7d **Jimmy Wilson** (235) CB Montana
 (compensatory pick from NFL)

2012

- 1 **Ryan Tannehill** (8) QB Texas A&M
 2 **Jonathan Martin** (42) T Stanford
 3b **Oliver Vernon** (72) DE Miami (Fla.)
 TO SAN DIEGO in draft trade-down (73)
 (from Chicago in WR Brandon Marshall trade)
 3c **Michael Egnew** (78) TE Missouri
 (from San Diego in draft trade-down)

- 4a **Lamar Miller** (97) RB Miami (Fla.)
 (from San Francisco in draft trade-up)
 4b TO SAN FRANCISCO in draft trade-up (103)
 5a TO TENNESSEE in draft trade-down (145)
 5b **Josh Kaddu** (155) LB Oregon
 (from Tennessee in draft trade-down)
 6a TO NEW ORLEANS in Reggie Bush trade (179)
 6b B.J. Cunningham (183) WR Michigan State
 6c TO SAN FRANCISCO in draft trade-up (196)
 (from New Orleans in Reggie Bush trade)
 7a **Kheeston Randall** (215) DT Texas
 7b **Rishard Matthews** (227) WR Nevada
 (from Tennessee in draft trade-down)

2013

- 1a **Dion Jordan** (3) DE Oregon
 (from Oakland in draft trade-up)
 1b TO OAKLAND in draft trade-up (12)
 2a TO OAKLAND in draft trade-up (42)
 2b **Jamar Taylor** (54) CB Boise State
 (from Indianapolis in CB Vontae Davis trade)
 3a **Dallas Thomas** (77) G/T Tennessee
 3b TO NEW ORLEANS in draft trade-down (82)
 (from Chicago in WR Brandon Marshall trade)
 3c **Will Davis** (93) CB Utah State
 (from Green Bay in draft trade-up)
 4a **Jelani Jenkins** (104) LB Florida
 4b **Dion Sims** (106) TE Michigan St.
 (from New Orleans in draft trade-down)
 4c TO GREEN BAY in draft trade-up (109)
 (from New Orleans in draft trade-down)
 4b TO CLEVELAND in Davone Bess trade (111)
 5a TO GREEN BAY in draft trade-up (146)
 5b **Mike Gillislee** (164) RB Florida
 (from Cleveland in Davone Bess trade)
 5b **Calib Sturgis** (166) K Florida
 (compensatory pick from NFL)
 6 TO SAN FRANCISCO in 2012 draft trade-up (180)
 7a TO CLEVELAND in Davone Bess trade (217)
 7b TO GREEN BAY in draft trade-up (224)
 (from Dallas for G/C Ryan Cook)
 7c **Don Jones** (250) S Arkansas St.
 (compensatory pick from NFL)

2014

- 1 **Ja'Wuan James** (19) T Tennessee
 2a TO SAN DIEGO in draft trade down (50)
 2b TO SAN FRANCISCO in draft trade down (57)
 (from San Diego in draft trade down)
 2c **Jarvis Landry** (63) WR Louisiana State
 (from San Francisco in draft trade down)
 3a **Billy Turner** (67) G North Dakota St.
 (from Oakland in draft trade-up)
 3b TO OAKLAND in draft trade-up (81)
 4a TO OAKLAND in draft trade-up (116)
 4b **Walt Aikens** (125) CB Liberty
 (from San Diego in draft trade down)
 5a x-Arthur Lynch (155) TE Georgia
 5b **Jordan Tripp** (171) LB Montana
 (from San Francisco in draft trade down)
 6 Matt Hazel (190) WR Coastal Carolina
 7 **Terrence Fede** (234) DE Marist College

x - Injured Reserve in '14

2015

- 1 DeVante Parker (14) WR Louisville
 2a TO PHILADELPHIA in draft trade-down (47)
 2b Jordan Phillips (52) DT Oklahoma
 3 TO NEW ORLEANS in WR Kenny Stills trade (78)
 4 Jamil Douglas (114) G Arizona State

5a Bobby McCain (145) CB Memphis
 (from Philadelphia in draft trade-down)
 5b Jay Ajayi (149) RB Boise State
 (from Minnesota in WR Mike Wallace trade)
 5c Cedric Thompson (150) S Minnesota
 5d Tony Lippett (156) CB Michigan State

(from Philadelphia in draft trade-down)
 6 TO PHILADELPHIA in draft trade down (191)
 7a TO BALTIMORE for T Bryant McKinnie (231)
 7b TO MINNESOTA in WR Mike Wallace trade (232)
 (from San Francisco for T Jonathan Martin)

FIRST-ROUND BY POSITION

POSITION	TOP NO.	ALL FIRST ROUND
Defensive Line	10	10
Offensive Line	12#	9
Running Back	8*	7
Defensive Back	5	6
Wide Receiver	6*	5
Linebacker	4&	4
Quarterback	4*	4
Tight End	1*	0
Kicker/Punter	0	0

*includes one selection in second round #includes two selections in second round and one in third round
 & includes two selections in second round

ALL-TIME DRAFT BY POSITION

POSITION	NO.
Offensive Line	104
Defensive Line	99
Defensive Back	90
Linebacker	86
Running Back	77
Wide Receiver	60
Tight End	39
Quarterback	28
Kicker	7
Punter	5

ALL-TIME TRADES

1966
1/15 LB Ron Caveness to Houston for rights to QB Billy Anderson (1965 redshirt draftee of Houston)
7/3 13th (318th overall) round pick in 1967 to Buffalo for QB George Wilson, Jr.
8/30 RB Jack Spikes to Buffalo for 5th (129th overall) round pick in 1967
11/10 3rd (58th overall) and 5th (110th overall) round picks in 1967 to Denver for RB Cookie Gilchrist
11/10 DT Jerry Oliver to Denver for 12th (295th overall) round pick in 1967
11/10 8th (186th overall) round pick in 1967 to Oakland for TE Bill Cronin

1967
4/4 T Nick DeFelice to N.Y. Jets for C Mike Hudock
5/4 TE Bill Cronin to Denver for DT Ray Jacobs
6/27 DE Earl Faison, RB Cookie Gilchrist, G Earnie Park and QB George Wilson, Jr., to Denver for RB Abner Haynes, LB Jerry Hopkins, DE Danny La Rose and 6th (142nd overall) round pick in 1968
7/25 4th (91st overall) round pick in 1968 to Denver for LB John Bramlett
9/5 TE Dave Kocourek to Oakland for 8th (217th overall) round pick in 1968
9/26 8th (200th overall) round pick in 1968 to N.Y. Jets for QB Archie Roberts

- 12/3 QB Jon Brittenum to San Diego for 3rd (73rd overall) round pick in 1968
- 12/27 QB John Stofa to Cincinnati for 1st (27th overall) and 2nd (54th overall) round picks in 1968
- 12/27 QB Billy Anderson to Houston for 9th (240th overall) round pick in 1968

1968

- 8/19 LB Tom Erlandson to San Diego for 7th (174th overall) round pick in 1969
- 8/21 WR John Roderick to Oakland for 5th (128th overall) round pick in 1969

1969

- 3/24 LB John Bramlett, QB Kim Hammond and 5th (107th overall) round pick in 1970 to Boston for LB Nick Buoniconti
- 7/2 CB Mack Lamb to San Diego for G Larry Little

1970

- 1/27 1st (3rd overall) round pick in 1970 to Cleveland for WR Paul Warfield
- 4/13 1st (22nd overall) round pick in 1971 to Baltimore as compensation for Head Coach Don Shula
- 5/1 CB Dick Westmoreland to Minnesota for G Bookie Bolin
- 5/1 S Tom Beier to San Francisco for T/C Lance Olssen
- 5/18 WR Jack Clancy to Green Bay as compensation for TE Marv Fleming
- 8/31 8th (203rd overall) round pick in 1971 to Pittsburgh for C Bob DeMarco
- 9/15 5th (126th overall) round pick in 1971 to Pittsburgh for WR Willie Richardson

1971

- 9/1 2nd (51st overall) round pick in 1972 to Cleveland for LB Bob Matheson
- 9/8 C Carl Mauck to San Diego for DT Tony Liscio and 4th (91st overall) round pick in 1972
- 11/23 QB John Stofa to Denver for 7th (161st overall) round pick in 1972
- 11/23 10th (259th overall) round pick in 1972 to Houston for DE Russell Price

1972

- 6/7 LB Dale Farley to Buffalo for DT Jim Dunaway
- 6/7 1st (26th overall) round pick in 1973 to Buffalo for WR Marlin Briscoe
- 8/22 DT Frank Cornish to Buffalo for G/C Howard Kindig and 5th (111th overall) round pick in 1973
- 8/28 T Wayne Mass to New England for 7th (160th overall) round pick in 1973
- 9/26 C Bob DeMarco to Cleveland for 7th (178th overall) round pick in 1973
- 9/26 G/C Bill Griffin to New England for 7th (163rd overall) round pick in 1973

1973

- 8/10 CB Dave McCurry to Chicago for 9th (212th overall) round pick in 1974
- 8/22 QB Jim Del Gaizo to Green Bay for 2nd (38th overall) round pick in 1974 and 2nd (36th overall) round pick in 1975

- 8/27 DT Mike Kadish to Buffalo for C/G Irv Goode
- 8/29 K Jeff White to New Orleans for 7th (164th overall) round pick in 1974
- 5/10 WR Otto Stowe to Dallas for WR Ron Sellers and 2nd (47th overall) round pick in 1974
- 10/2 RB Hubert Ginn to Baltimore for FB Don Nottingham and 6th (136th overall) round pick in 1974

1974

- 1/25 QB Joe Theismann to Washington for 1st (17th overall) round pick in 1976
- 8/7 DT Larry Woods to N.Y. Jets for 6th (143rd overall) round pick in 1975
- 8/9 WR Charley Wade to Chicago for 10th (239th overall) round pick in 1975
- 8/17 RB Ed Jenkins to N.Y. Giants for 14th (338th overall) round pick in 1975
- 8/21 G/C Howard Kindig to Washington for 10th (256th overall) round pick in 1975
- 8/28 6th (143rd overall) round pick in 1975 to N.Y. Jets for T John Mooring
- 9/10 WR Bo Rather to Chicago for 3rd (71st overall) round pick in 1977

1975

- 1/28 CB Henry Stuckey to N.Y. Giants for 5th (106th overall) round pick in 1975
- 1/30 Rights to DE Karl Lorch to Washington for 10th (281st overall) round pick in 1976
- 5/6 WR Marlin Briscoe and RB Hubert Ginn to St. Louis for RB Donny Anderson and compensation for TE Jim McFarland
- 7/9 4th (111th overall) round pick in 1976 to Philadelphia for FB Norm Bulaich
- 7/23 LB Bruce Bannion to San Diego for DE Pete Lazetich
- 9/7 LB Larry Ball and 5th (145th overall) round pick in 1976 to Detroit for 4th (96th overall) round pick in 1976
- 9/9 WR Mel Baker to New Orleans for 7th (185th overall) round pick in 1976

1976

- 4/6 LB Rodrigo Barnes to St. Louis for 12th (341st overall) round pick in 1976
- 4/6 Compensation for signing FB Larry Csonka to N.Y. Giants for 3rd (64th overall) round pick in 1978 and 3rd (63rd overall) round pick in 1979
- 4/8 Compensation for signing WR Paul Warfield to Cleveland for 4th (93rd overall) and 7th (178th overall) round picks in 1978
- 4/10 Compensation for signing RB Jim Kiick to Denver for 12th (333rd overall) round pick in 1978 and 8th (215th overall) round pick in 1979
- 8/24 RB Mercury Morris to San Diego for a 3rd (71st overall) round pick in 1977
- 8/24 S Jake Scott and 4th (97th overall) round pick in 1977 to Washington for S Bryant Salter
- 9/2 6th (153rd overall) round pick in 1977 to N.Y. Giants for LB Andy Selfridge
- 9/21 3rd (70th overall) round pick in 1977 to Houston for CB Ken Ellis

1977

- 1/21 Rights to LB Ray Nettles to Tampa Bay for 5th (113th overall) round pick in 1977

- 2/7 6th round pick in 1977 to Tampa Bay for WR Barry Smith and T Randy Young
 7/20 11th (310th overall) round pick in 1978 to Seattle for DT Carl Barisich
 8/8 T Darryl Carlton to Tampa Bay for T Mike Current and 5th (133rd overall) round pick in 1978
 8/30 5th round pick (133rd overall) in 1978 to Tampa Bay for T Steve Young
 9/5 CB Jeris White to Tampa Bay for 5th (111th overall) round pick in 1978

1978

- 4/17 S Vern Roberson, WR Freddie Solomon and 1st (24th overall) and 5th (133rd overall) round picks in 1978 to San Francisco for RB Delvin Williams
 5/11 TE Jim Mandich to Washington for 8th (206th overall) round pick in 1979 and 8th (214th overall) round pick in 1980
 7/5 8th (217th overall) round pick in 1979 to Tampa Bay for DE Council Rudolph
 8/28 T Karl Baldischwiler to Detroit for 10th (258th overall) round pick in 1979
 10/10 RB Benny Malone and 5th (132nd overall) round pick in 1980 to Washington for FB Jim Braxton and 3rd (80th overall) round pick in 1979

1979

- 3/22 3rd (80th overall) round pick in 1979 to Oakland for S Neal Colzie
 4/18 3rd (79th overall) round pick in 1979 to Atlanta for LB Ralph Ortega
 8/21 DE Randy Crowder to Tampa Bay for 3rd (61st overall) pick in 1979
 8/21 CB Charles Cornelius to San Francisco for 11th (297th overall) round pick in 1980
 8/27 FB Leroy Harris to Philadelphia for 5th (138th overall) round pick in 1981

1980

- 8/25 RB Gary Davis and CB Norris Thomas to Tampa Bay for FB Jimmy DuBose and 2nd (44th overall) round pick in 1981
 8/28 QB Guy Benjamin to New Orleans for 4th (84th overall) round pick in 1981
 9/24 C Jim Langer to Minnesota for 6th (154th overall) round pick in 1981 and 5th (120th overall) round pick in 1982

1981

- 4/28 2nd (43rd overall) and 3rd (69th overall) round picks in 1981 and 2nd (44th overall) round pick in 1982 to Los Angeles for LB Bob Brudzinski and 2nd (56th overall) round pick in 1981
 7/13 LB Steve Towle to Detroit for 9th (239th overall) round pick in 1982
 7/22 4th (111th overall) round pick in 1983 to Los Angeles for RB Eddie Hill
 8/18 FB Steve Howell to Philadelphia for 10th (271st overall) round pick in 1982
 8/31 P George Roberts to San Diego for 6th (161st overall) round pick in 1982

1983

- 4/26 3rd (81st overall) and 5th (139th overall) round picks in 1983 to Houston for 3rd (76th overall) round pick in 1983
 8/15 5th (139th overall) round pick in 1985 to Denver for LB Larry Evans

- 8/29 P Tom Orosz to San Francisco for 12th (333rd overall) round pick in 1984

1984

- 2/21 QB David Woodley to Pittsburgh for 3rd (79th overall) round pick in 1984
 3/6 C Mark Dennard to Philadelphia for 3rd (65th overall) round pick in 1985
 3/27 WR Duriel Harris to Cleveland for 4th (91st overall) round pick in 1985
 5/1 1st (26th overall) round pick and 3rd (79th and 84th overall) round picks in 1984 to Buffalo for 1st (14th overall) round pick in 1984
 8/27 CB Gerald Small to Atlanta for T Ronnie Lee and 6th (145th overall) round pick in 1985
 9/22 2nd (55th overall) round pick in 1985 to San Diego for FB Pete Johnson

1985

- 5/7 Conditional pick in 1986 to Cincinnati for QB Bryan Clark
 8/15 Rights to WR Anthony Carter to Minnesota for LB Robin Sendline and 2nd (40th overall) round pick in 1986
 10/9 1st (25th overall) and 2nd (40th overall) round picks in 1986 to Tampa Bay for LB Hugh Green

1987

- 4/28 1st (14th overall) round pick in 1987 to Minnesota for 1st (16th overall) and 5th (128th overall) round picks in 1987
 4/28 3rd (70th overall) and 5th (156th overall) round picks in 1987 to St. Louis for 2nd (56th overall) round pick in 1987
 4/28 5th (128th overall) round pick in 1987 to Kansas City for 5th (132nd overall) and 8th (212nd overall) round picks in 1987
 8/20 G/C Larry Lee to Denver for 8th (220th overall) round pick in 1988
 10/20 T Greg Koch to Minnesota for 6th (156th overall) round pick in 1988 and 10th (275th overall) round pick in 1989

1989

- 4/23 2nd (36th overall) and 3rd (65th overall) round picks in 1989 to Chicago for 1st round pick (25th overall) in 1989
 8/6 5th (120th overall) round pick in 1990 to Dallas for QB Scott Secules

1990

- 4/22 10th (262nd overall) round pick in 1990 and 4th (103rd overall) round pick in 1991 to Washington for 5th (137th overall) round pick in 1990
 4/23 7th (178th overall) round pick in 1990 to Cleveland for 5th (113th overall) round pick in 1991
 4/23 11th (289th overall) round pick in 1990 and 2nd (60th overall) round pick in 1991 to San Francisco for CB Tim McMyer
 9/3 12th (331st overall) round pick in 1991 to Atlanta for NT Shawn Lee

1991

- 1/31 LB Eric Kumerow to Chicago for CB Vestee Jackson
 4/1 3rd (79th overall) round pick in 1991 to Houston for LB John Grimsley

- 4/21 CB Tim McKyer to Atlanta for 3rd (60th overall) and 12th (331st overall) round picks in 1991
 4/22 5th (135th overall) and 6th (163rd overall) round picks in 1991 to Green Bay for 5th (121st overall) in 1991
 9/3 WR Randal Hill to Phoenix for 1st (seventh overall) round pick in 1992

1992

- 4/27 7th (182nd overall) round pick in 1992 to Atlanta for 7th (185th overall) and 12th (328th overall) round picks in 1992
 4/27 7th (185th overall) round pick in 1992 to L.A. Raiders for 7th (191st overall) and 11th (296th overall) round picks in 1992
 5/26 RB Sammie Smith to Denver for RB Bobby Humphrey

1993

- 4/1 2nd (52nd overall) round pick in 1993 and 3rd (88th overall) round pick in 1994 to New England for WR Irving Fryar
 7/13 G Gene Williams to Cleveland for 4th (110th overall) round pick in 1994

1994

- 3/24 WR Tony Martin to San Diego for 4th (113th overall) round pick in 1994
 4/24 1st (16th overall) round pick in 1994 to Green Bay for 1st (20th overall) and 3rd (89th overall) round picks in 1994
 4/24 3rd (89th overall), 4th (115th overall) and 4th (121st overall) round picks in 1994 to Arizona for 2nd (65th overall) round pick in 1994

1995

- 3/21 WR Mark Ingram to Green Bay for 4th (116th overall) round pick in 1995
 3/29 TE Keith Jackson and 4th (116th overall) round pick to Green Bay for 2nd (53rd overall) round pick in 1995
 4/3 CB Terrell Buckley from Green Bay for past considerations
 4/4 2nd (56th overall) round pick and 3rd (87th overall) round pick in 1995 to Chicago for DE Trace Armstrong
 8/27 TE Pete Mitchell to Jacksonville for WR Mike Williams

1996

- 3/4 5th (145th overall) round pick in 1997 to N.Y. Jets for T James Brown
 4/20 2nd (49th overall) round pick in 1996 to Dallas for 2nd (60th overall) and 4th (99th overall) round picks in 1996
 4/20 2nd (60th overall) and 4th (99th overall) round picks in 1996 to Jacksonville for 3rd (79th overall), 4th (98th and 134th overall) and 5th (150th overall) round picks in 1996
 4/21 4th (98th overall) round pick in 1996 and 7th (214th overall) round pick in 1997 to Kansas City for 4th (113th and 125th overall) round picks in 1996
 8/19 RB Terry Kirby to San Francisco for 4th (123rd overall) round pick in 1997
 8/21 K Pete Stoyanovich to Kansas City for 5th (149th overall) round pick in 1997
 10/1 T Billy Milner to St. Louis for TE Troy Drayton

1997

- 4/20 4th (112th overall) round pick in 1997 to St. Louis for 4th (121st overall) and 6th (170th and 173rd overall) round picks in 1997
 4/20 4th (123rd overall) round pick in 1997 to Oakland for 5th (157th overall), 6th (166th overall) and 7th (203rd overall) round picks in 1997
 8/24 Conditional draft choice in 1998 to Green Bay for WR Qadry Ismail

1998

- 4/16 1st (23rd overall) round pick in 2000 to Carolina for 2nd (44th overall) round pick in 1998
 4/18 1st (19th overall) round pick in 1998 to Green Bay for 1st (29th overall) and 2nd (60th overall) round picks in 1998
 4/18 2nd (60th overall) round pick in 1998 to Detroit for 3rd (79th overall), 5th (143rd overall) and 6th (172nd overall) round picks in 1998
 4/19 4th (112th overall) and 5th (142nd overall) round picks in 1998 to Philadelphia for 4th (102nd overall) round pick in 1998

1999

- 2/12 7th (231st overall) round pick in 1999 to N.Y. Giants for RB Tyrone Wheatley
 3/1 5th (157th overall) round pick in 1999 to San Francisco for G Kevin Gogan
 4/17 1st (24th overall) round pick in 1999 to San Francisco for 1st (27th overall) and 5th (134th overall) round picks in 1999
 4/17 1st (27th overall) round pick in 1999 to Detroit for 2nd (39th overall), 3rd (70th overall) and 5th (142nd overall) round picks in 1999
 4/17 2nd (54th overall) and 3rd (84th overall) round picks in 1999 and 6th round pick (188th overall) in 2000 to Kansas City for 2nd (43rd overall) round pick in 1999
 4/17 3rd (70th overall) round pick in 1999 to Detroit for 3rd (72nd overall) and 7th (232nd overall) round picks in 1999
 9/4 DT Barron Tanner to Washington for a 6th (177th overall) round draft pick
 9/6 7th (230th overall) round pick in 2000 to San Francisco for QB Jim Druckenmiller
 9/21 RB John Avery to Denver for WR Marcus Nash
 10/19 RB Karim Abdul-Jabbar to Cleveland for 6th (167th overall) round pick in 2000

2000

- 3/9 7th (224th overall) round pick in 2001 to Washington for P Matt Turk
 4/16 P Brent Bartholomew to Chicago for 7th (232nd overall) round pick in 2000 and 7th (208th overall) round pick in 2001
 8/22 WR Nate Jacquet to San Diego for 6th (164th overall) round pick in 2001
 8/22 7th (237th overall) round pick in 2002 to Dallas for WR Jeff Ogden
 10/2 7th (208th overall) round pick in 2001 to Chicago for TE Alonzo Mayes

2001

- 4/21 2nd (56th overall) and 4th (122nd overall) round picks in 2001 to Dallas for 2nd (52nd overall) round pick in 2001

- 4/21 2nd (59th overall) round pick in 2002 to Philadelphia for 3rd (88th overall) and 6th (187th overall) round picks in 2001
- 8/22 6th (199th overall) round pick in 2002 and 6th (191st overall) round pick in 2003 to Chicago for QB Cade McNown and 7th (241st overall) round pick in 2002

2002

- 3/8 1st (25th overall) and 4th (125th overall) round picks in 2002 and 1st (18th overall) round pick in 2003 to New Orleans for RB Ricky Williams and 4th (114th overall) round pick in 2002
- 3/12 RB J.J. Johnson to Cleveland for conditional 7th round pick in 2004
- 6/13 QB Cade McNown to San Francisco for conditional 7th round pick in 2003
- 7/19 DE Al Wallace and 4th (119th overall) round pick in 2003 to Carolina for DE Jay Williams
- 8/20 T Cornell Green to Tampa Bay for 7th (247th overall) round pick in 2003
- 8/22 7th (232nd overall) round pick in 2003 to Washington for QB Sage Rosenfels

2003

- 4/16 5th (154th overall) round pick in 2004 to San Diego for LB Junior Seau
- 4/25 2nd round pick in 2004 to New England for 3rd (78th overall) round pick in 2003
- 4/27 7th (226th and 247th overall) round picks in 2003 to Carolina for 6th (181st overall) round pick in 2003
- 5/27 LB Derrick Rodgers to New Orleans for a 7th (219th overall) round pick in 2004
- 8/25 S Scott McGarrahan to Green Bay for conditional 7th round draft choice in 2006

2004

- 3/3 2nd (35th overall) round pick in 2005 to Philadelphia for QB A.J. Feeley
- 3/18 Cornerback Jamar Fletcher and a 6th (177th overall) round pick in 2005 to San Diego for WR David Boston
- 4/24 1st (20th overall) and 4th (119th overall) round picks in 2004 to Minnesota for 1st (19th overall) round pick in 2004
- 4/24 3rd (87th overall) round pick to Green Bay for 4th (102nd overall) and 5th (153rd overall) picks in 2004
- 4/25 5th (153rd overall) round pick in 2004 to Baltimore for 5th (160th overall) and 7th (222nd overall) picks in 2004
- 4/25 6th (186th overall) and 7th (219th overall) round picks in 2004 to Atlanta for 6th (174th overall) round pick in 2004
- 8/23 DE Adewale Ogunleye to Chicago for WR Marty Booker and a 3rd (70th overall) round pick in 2005
- 9/5 G Brad Bedell to Green Bay for a 7th (212th overall) round pick in 2006
- 9/9 3rd (66th overall) round pick in 2005 to St. Louis for RB Lamar Gordon

2005

- 4/23 CB Patrick Surtain and a 5th (138th overall) round pick in 2005 to Kansas City for 2nd (46th overall) and 5th (162nd overall) round picks in 2005
- 8/4 DE Ronald Flemons to Seattle for CB Kris Richard

- 8/29 LB Brendon Ayanbadejo to Chicago for TE John Owens and a 7th (233rd overall) round pick in 2006
- 10/11 RB Jesse Chatman to New Orleans for a conditional draft choice.
- 10/18 QB A.J. Feeley and a 6th (188th overall) round pick in 2006 to San Diego for QB Cleo Lemon

2006

- 3/15 2nd (51st overall) round pick in 2006 to Minnesota for QB Daunte Culpepper
- 5/12 5th (145th overall) round pick in 2007 Detroit for QB Joey Harrington

2007

- 3/5 WR Wes Welker to New England for 2nd (60th overall) and 7th (238th overall) round picks in 2007
- 4/3 K Olindo Mare to New Orleans for a 6th (199th overall) round pick in 2007
- 6/6 5th (136th overall) round pick in 2008 to Kansas City for QB Trent Green
- 10/16 WR Chris Chambers to San Diego for a 2nd (57th overall) round pick in 2008

2008

- 2/29 6th (167th overall) round pick in 2008 and a 6th (197th overall) round pick in 2009 to Dallas for DT Jason Ferguson and a 6th (195th overall) round pick in 2008
- 4/26 4th (100th overall) round pick in 2008 to Dallas for LB Akin Ayodele and TE Anthony Fasano
- 4/26 RB Lorenzo Booker to Philadelphia for a 4th (115th overall) round pick in 2008
- 4/27 3rd (64th overall) round pick in 2008 to Detroit for 3rd (66th overall) and 6th (176th overall) round picks in 2008
- 4/27 4th (115th overall) and 7th (208th overall) round picks in 2008 to Chicago for 4th (110th overall) round pick in 2008
- 7/20 DE Jason Taylor to Washington for 2nd (44th overall) round pick in 2009 and 7th (174) round pick in 2010
- 8/20 CB Travis Daniels to Cleveland for 7th (214th overall) round pick in 2009
- 8/29 QB Josh McCown to Carolina for 7th (237th overall) round pick in 2009

2009

- 3/20 7th (232nd overall) round pick in 2009 to Jacksonville for DE Tony McDaniel
- 3/23 C Samson Satele and 4th (126th overall) round pick in 2009 for 4th (108th overall) and 6th (181st overall) round picks in 2009
- 4/25 2nd (56th overall) round pick in 2009 to Indianapolis for 2nd (61st overall) and 5th (165th overall) round picks
- 4/25 7th (237th overall) round pick in 2009 to Kansas City for 7th (212th overall) round pick in 2010
- 8/23 G Andy Alleman and G Ike Ndukwe to Kansas City for 6th (173rd overall) round pick in 2010
- 9/29 5th (142nd overall) round pick in 2010 to Kansas City for QB Tyler Thigpen

2010

- 4/14 2nd (43rd overall) round pick in 2010 and 2nd (46th overall) round pick in 2011 to Denver for WR Brandon Marshall
- 4/16 WR Ted Ginn, Jr. to San Francisco for 5th (145th overall) round pick in 2010
- 4/22 1st (12th overall), 4th (110th overall) and 6th (173rd overall) round picks to San Diego for 1st (28th overall), 2nd (40th overall), 4th (126th overall) round picks in 2010 and LB Tim Dobbins
- 4/24 4th (126th overall) and 6th (179th overall) round picks in 2010 to Dallas for 4th (119th overall) round pick in 2010
- 4/24 6th (174th overall) and 7th (219th overall) round picks in 2010 to Washington for 5th (163rd overall) round pick in 2010
- 5/25 G Justin Smiley to Jacksonville for a 7th (218th overall) round pick in 2011
- 8/26 WR Greg Camarillo to Minnesota for CB Benny Sapp
- 9/4 Conditional draft choice in 2011 to Dallas for G/T Pat McCuistan

2011

- 4/29 3rd (79th overall), 5th (146th overall) and 7th (217th overall) round picks in 2011 to Washington for 2nd (62nd overall) round pick in 2011
- 4/30 6th (179th overall) and 7th (218th overall) round picks in 2011 to Green Bay for 6th (174th overall) and 7th (231st overall) round picks in 2011
- 7/29 S Jonathon Amaya and 6th (179th overall) round pick in 2012 to New Orleans for RB Reggie Bush and 6th (196th overall) round pick in 2012

2012

- 3/13 WR Brandon Marshall to Chicago for 3rd (73rd overall) round pick in 2012 and 3rd round pick (82nd overall) in 2013
- 4/27 3rd (73rd overall) round pick in 2012 to San Diego for 3rd (78th overall) and 6th (183rd overall) round picks in 2012
- 4/28 4th (103rd overall) and 6th (196th overall) round picks in 2012 and 6th round pick in 2013 to San Francisco for 4th (97th overall) round pick in 2012

- 4/28 5th (145th overall) round pick in 2012 to Tennessee for 5th (155th overall) and 7th (227th overall) round picks in 2012
- 8/26 CB Vontae Davis to Indianapolis for 2nd (54th overall) and conditional round picks in 2013
- 8/31 G/C Ryan Cook to Dallas for 6th (224th overall) round pick in 2013

2013

- 4/25 1st (12th overall) and 2nd (42nd overall) round picks in 2013 to Oakland for 1st (3rd overall) round pick in 2013
- 4/26 WR Davone Bess, 4th (111th overall) and 7th (217th overall) round picks in 2013 to Cleveland for 4th (104th overall) and 5th (164th overall) round picks in 2013
- 4/26 3rd (82nd overall) round pick in 2013 to New Orleans for 4th (106th and 109th overall) round picks in 2013
- 4/26 4th (109th and 146th overall) and 7th (224th overall) round picks to Green Bay for 3rd (93rd overall)
- 10/22 7th (232nd overall) round pick in 2015 to Baltimore for T Bryant McKinnie

2014

- 4/25 T Jonathan Martin to San Francisco for 7th (231st overall) round pick in 2015
- 5/9 2nd (50th overall) round pick in 2014 to San Diego for 2nd (57th overall) and 4th (125th overall) round picks in 2014
- 5/9 2nd (57th overall) round pick in 2014 to San Francisco for 2nd (63rd overall) and 5th (171st overall) round picks in 2014
- 5/9 3rd (81st overall) and 4th (116th overall) round picks in 2014 to Oakland for 3rd (67th overall) round pick in 2014

2015

- 3/13 WR Mike Wallace and 7th (232nd overall) round pick in 2015 to Minnesota for 5th (149th overall) round pick in 2015
- 3/13 LB Dannell Ellerbe and 3rd (78th overall) round pick in 2015 to New Orleans for WR Kenny Stills
- 5/1 2nd (47th overall) and 6th (191st overall) round picks in 2015 to Philadelphia for 2nd (52nd overall) and 5th (145th and 156th) round picks in 2015

SHULA IS COACH TO HALL OF FAMERS

Hall of Fame and former Dolphins Head Coach Don Shula has had 15 of his former players enshrined into the Pro Football Hall of Fame in Canton, Ohio. This total of 15 is the second-most players that an NFL head coach has had inducted into the Hall of Fame, trailing only George Halas, who had 25 players enshrined. Of this group, seven played for Shula while he was Head Coach with the Baltimore Colts (1963-69), while eight were on his teams with the Dolphins (1970-95).

Hall of Famers who played under Shula in Baltimore include DE Gino Marchetti (Class of 1972), WR Raymond Berry (1973), OT Jim Parker (1973), RB Lenny Moore (1975), QB Johnny Unitas (1979), LB Ted Hendricks (1990) and TE John Mackey (1992)

The Dolphins contingent includes WR Paul Warfield (1983), FB Larry Csonka (1987), Jim Langer (1987), QB Bob Griese (1990), G Larry Little (1993), C Dwight Stephenson (1998), LB Nick Buoniconti (2001) and QB Dan Marino (2005).

PLAN B FREE AGENCY

(**Boldface** indicates made active roster)

1989

PLAYERS LEFT UNPROTECTED (25): FB Woody Bennett, S Glenn Blackwood, S Bud Brown, LB Bob Brudzinski, FB Tony Burse, G/C Chris Conlin, RB Joe Cribbs, LB Tony Furjanic, T Jon Giesler, LB Hugh Green, TE Bruce Hardy, S Liffort Hobley, QB Ron Jaworski, TE Dan Johnson, LB Larry Kolic, NT Mike Lambrecht, CB Don McNeal, LB Scott Nicolas, CB Bruce Plummer, DE Chris Scott, LB Jackie Shipp, FB Chad Stark, C Dwight Stephenson, WR Jimmy Teal and CB Reyna Thompson.

PLAYERS SIGNED (11):

LB **Dave Ahrens** – signed on March 23 (from Detroit)
LB **Greg Clark** – signed on March 15 (from Chicago)
S Steve Gage – signed on February 13 (from Washington)
CB **Ernest Gibson** – signed on February 16 (from New England)
LB **E.J. Junior** – signed on February 25 (from Phoenix)
FB **Marc Logan** – signed on February 16 (from Cincinnati)
TE Jeff Markland – signed on April 1 (from Pittsburgh)
QB Brent Pease – signed on March 20 (from Houston)
RB Eric Starr – signed on March 31 (from Chicago)
DE Don Thorp – signed on April 1 (from Kansas City)
CB Bobby Watkins – signed on March 30 (from Detroit)

PLAYERS LOST (6):

FB Tony Burse – signed on April 1 (by Seattle)
QB **Ron Jaworski** – signed on April 1 (by Kansas City)
NT Mike Lambrecht – signed on March 15 (by N.Y. Giants)
CB Bruce Plummer – signed on March 31 (by Indianapolis)
LB **Jackie Shipp** – signed on March 21 (by L.A. Raiders)
CB **Reyna Thompson** – signed on March 30 (by N.Y. Giants)

1990

PLAYERS LEFT UNPROTECTED (19): LB Dave Ahrens, LB Dana Batiste, FB Tom Brown, LB Bob Brudzinski, T Louis Cheek, LB Greg Clark, DE Jackie Cline, CB Ernest Gibson, T Jon Giesler, LB Hugh Green, RB Lorenzo Hampton, TE Bruce Hardy, G Greg Johnson, CB William Judson, LB Barry Krauss, T Ronnie Lee, CB Don McNeal, QB Cliff Stoudt and G Tom Toth.

PLAYERS SIGNED (9):

CB Donnie Elder – signed on March 29 (from Tampa Bay)
CB **Kerry Glenn** – signed on March 30 (from N.Y. Jets)
LB Stacy Harvey – signed on April 1 (from Kansas City)
RB **Mark Higgs** – signed on March 31 (from Philadelphia)
S **Stevon Moore** – signed on March 31 (from N.Y. Jets)
LB **Cliff Odom** – signed on March 27 (from Indianapolis)
FB **Tony Paige** – signed on March 12 (from Detroit)
LB **Mike Reichenbach** – signed on March 30 (from Philadelphia)
DE **Karl Wilson** – signed on March 26 (from Phoenix)

PLAYERS LOST (11):

LB **Dave Ahrens** – signed on March 9 (by Seattle)
FB Tom Brown – signed on March 29 (by Washington)
T **Louis Cheek** – signed on March 29 (by Dallas)
LB Greg Clark – signed on April 1 (by Green Bay)
DE Jackie Cline – signed on March 29 (by Atlanta)
CB Ernest Gibson – signed on March 29 (by New England)
RB Lorenzo Hampton – signed on March 23 (by Denver)

G Greg Johnson – signed on March 3 (by Dallas)
CB William Judson – signed on March 29 (by Detroit)
T Ronnie Lee – signed on March 1 (by Atlanta)
G **Tom Toth** – signed on March 28 (by San Diego)

1991

PLAYERS LEFT UNPROTECTED (24): S Stefon Adams, TE Greg Baty, DE John Bosa, WR Andre Brown, G Roy Foster, LB Rick Graf, S African Grant, RB Mark Higgs, S Liffort Hobley, WR Jim Jensen, LB E.J. Junior, TE Brian Kinchen, LB Barry Krauss, CB Paul Lankford, FB Garrett Limbrick, CB Michael McGruder, LB Cliff Odom, WR James Pruitt, LB Mike Reichenbach, WR Scott Schwedes, RB Troy Stradford, CB Rodney Thomas, CB Sean Vanhorne and DE Karl Wilson.

PLAYERS SIGNED (5):

LB **Ned Bolcar** – signed on March 26 (from Seattle)
LB **Louis Cooper** – signed on April 1 (from Kansas City)
DE Terry Price – signed on March 11 (from Chicago)
TE Eric Sievers – signed on March 18 (from New England)
RB Don Smith – signed on April 1 (from Buffalo)

PLAYERS LOST (10):

S Stefon Adams – signed on April 1 (by L.A. Raiders)
DE John Bosa – signed on March 15 (by N.Y. Jets)
G **Roy Foster** – signed on March 18 (by San Francisco)
LB **Rick Graf** – signed on March 21 (by Houston)
TE Brian Kinchen – signed on April 1 (by Green Bay)
WR James Pruitt – signed on March 31 (by Minnesota)
RB **Troy Stradford** – signed on April 1 (by Kansas City)
CB Rodney Thomas – signed on March 21 (by L.A. Rams)
CB Sean Vanhorne – signed on March 20 (by Detroit)
DE **Karl Wilson** – signed on March 5 (by L.A. Rams)

1992

PLAYERS LEFT UNPROTECTED (25): WR Fred Banks, TE Greg Baty, LB Louis Cooper, DE Donnie Gardner, CB Kerry Glenn, LB Hugh Green, LB John Grimsley, S Liffort Hobley, S Mike Iaquaniello, WR Jim Jensen, LB E.J. Junior, NT Chuck Klingbeil, CB Paul Lankford, FB Garrett Limbrick, RB Marc Logan, CB Bruce McNorton, S Stevon Moore, LB Cliff Odom, T James Parrish, DE Terry Price, CB Pat Ray, LB Mike Reichenbach, RB Don Smith, DE Pat Swoopes and WR Mike Williams.

PLAYERS SIGNED (6):

CB **Bruce Alexander** – signed on March 26 (from Detroit)
WR **Robert Clark** – signed on March 19 (from Detroit)
DE Tim Downing – signed on February 28 (from N.Y. Giants)
LB Brian Jones – signed on April 1 (from Indianapolis)
NT Gerald Nichols – signed on March 31 (from Tampa Bay)
FB **James Saxon** – signed on March 17 (from Kansas City)

PLAYERS LOST (6):

DE Donnie Gardner – signed on March 3 (by N.Y. Jets)
RB **Marc Logan** – signed on April 1 (by San Francisco)
S **Stevon Moore** – signed on March 25 (by Cleveland)
T James Parrish – signed on February 21 (by San Diego)
DE Terry Price – signed on April 1 (by San Diego)
LB Mike Reichenbach – signed on April 1 (by San Francisco)

FREE AGENCY

(**Boldface** indicates made active roster)

1992

PLAYERS SIGNED (1):

TE **Keith Jackson** – signed on September 29 (from Philadelphia)

1993

PLAYERS SIGNED (4):

FB **Keith Byars** – signed on July 15 (from Philadelphia)
 DT **Mike Golic** – signed on June 8 (from Philadelphia)
 T **Ron Heller** – signed on April 20 (from Philadelphia)
 WR **Mark Ingram** – signed on March 18 (from N.Y. Giants)

PLAYERS LOST (4):

WR **Mark Clayton** – signed on June 4 (by Green Bay)
 TE **Ferrell Edmunds** – signed on March 12 (by Seattle)
 G **Harry Galbreath** – signed on March 23 (by Green Bay)
 QB **Scott Secules** – signed on March 22 (by New England)

1994

PLAYERS SIGNED (5):

P **Jim Arnold** – signed on April 25 (from Detroit)
 S **Gene Atkins** – signed on February 18 (from New Orleans)
 CB **Tyrone Braxton** – signed on May 13 (from Denver)
 QB **Bernie Kosar** – signed on April 13 (from Dallas)
 S **Michael Stewart** – signed on March 9 (from L.A. Rams)

PLAYERS LOST (5):

DE **David Griggs** – signed on March 24 (by San Diego)
 DE **Jeff Hunter** – signed on April 25 (by Tampa Bay)
 QB **Scott Mitchell** – signed on March 6 (by Detroit)
 S **Louis Oliver** – signed on March 15 (by Cincinnati)
 C **Jeff Uhlenhake** – signed on April 23 (by New Orleans)

1995

PLAYERS SIGNED (3):

TE **Eric Green** – signed on March 10 (from Pittsburgh)
 WR **Randal Hill** – signed on March 7 (from Arizona)
 QB **Dan McGwire** – signed on April 24 (from Seattle)

PLAYERS LOST (6):

RB **Aaron Craver** – signed on March 10 (by Denver)
 C **Jeff Dellenbach** – signed on March 8 (by New England)
 RB **Cleveland Gary** – signed on May 8 (by St. Louis)
 S **Chris Green** – signed on June 5 (by Buffalo)
 RB **James Saxon** – signed on June 19 (by Kansas City)
 DT **Craig Veasey** – signed on June 2 (by Houston)

1996

PLAYERS SIGNED (6):

CB **Robert Bailey** – signed on March 7 (from Dallas)
 WR **Fred Barnett** – signed on March 12 (from Philadelphia)
 QB **Mike Buck** – signed on April 11 (from Arizona)
 C **Cal Dixon** – signed on April 16 (from N.Y. Jets)
 WR **Charles Jordan** – signed on March 13 (from Green Bay)
 DE **Daniel Stubbs** – signed on April 4 (from Philadelphia)

PLAYERS LOST (4):

DE **Marco Coleman** – signed on March 7 (by San Diego)
 LB **Bryan Cox** – signed on February 22 (by Chicago)
 WR **Irving Fryar** – signed on March 19 (by Philadelphia)
 CB **Troy Vincent** – signed on March 2 (by Philadelphia)

1997

PLAYERS SIGNED (4):

WR **Lawrence Dawsey** – signed on March 24 (from N.Y. Giants)
 S **Corey Harris** – signed on March 17 (from Seattle)
 TE **Walter Reeves** – signed on March 21 (from San Diego)
 S **George Teague** – signed on March 20 (from Dallas)

PLAYERS LOST (1):

WR **Randal Hill** – signed on May 28 (by New Orleans)

1998

PLAYERS SIGNED (2):

G **Kevin Donnalley** – signed on February 17 (from Tennessee)
 S **Brock Marion** – signed on March 3 (from Dallas)

PLAYERS LOST (3):

WR **Qadry Ismail** – signed on March 3 (by New Orleans)
 G **Everett McIver** – signed on February 23 (by Dallas)
 FB **Roosevelt Potts** – signed on February 26 (by Baltimore)

1999

PLAYERS SIGNED (4):

TE **Hunter Goodwin** – signed to offer sheet as a restricted free agent on April 8 (Minnesota declined to match offer sheet on April 9)
 CB **Greg Jeffries** – signed on February 18 (from Detroit)
 DE **Rich Owens** – signed on March 16 (from Washington)
 FB **Roosevelt Potts** – signed on April 1 (from Baltimore)

PLAYERS LOST (2):

TE **Frank Wainright** – signed on February 26 (by Baltimore)
 P **Klaus Wilmsmeyer** – signed on April 1 (by Carolina)

2000

PLAYERS SIGNED (4):

QB **Jay Fiedler** – signed on February 17 (from Jacksonville)
 LB **Scott Galyon** – signed on February 29 (from N.Y. Giants)
 G **Heath Irwin** – signed on February 29 (from New England)
 S **Brian Walker** – signed on February 16 (from Seattle)

PLAYERS LOST (3):

P **Tom Hutton** – signed on May 16 (by Green Bay)
 FB **Stanley Pritchett** – signed on March 14 (by Philadelphia)
 S **Shawn Wooden** – signed on March 10 (by Chicago)

2001

PLAYERS SIGNED (6):

CB **Terry Cousin** – signed on March 15 (from Atlanta)
 QB **Ray Lucas** – signed offer sheet on March 9 (from N.Y. Jets). Jets declined to match offer sheet on March 16
 WR **James McKnight** – signed on March 16 (from Dallas)
 G **Todd Perry** – signed on March 3 (from Chicago)
 T **Marcus Spriggs** – signed on April 19 (from Buffalo)
 WR **Dedric Ward** – signed on April 18 (from N.Y. Jets)

PLAYERS LOST (7):

DE **Trace Armstrong** – signed on March 5 (by Oakland)
 G **Kevin Donnalley** – signed on March 16 (by Carolina)
 WR **Bert Emanuel** – signed on March 30 (by New England)
 LB **Larry Izzo** – signed on March 6 (by New England)

DE Rich Owens – signed on April 9 (by Kansas City)
CB Terrance Shaw – signed on March 23 (by New England)
T Richmond Webb – signed on April 30 (by Cincinnati)

2002

PLAYERS SIGNED (1):

DT Larry Chester – signed on March 5 (from Carolina)

PLAYERS LOST (7):

DE Lorenzo Bromell – signed on April 12 (by Minnesota)
CB Terry Cousin – signed on March 19 (by Carolina)
T Spencer Folau – signed on April 12 (by New Orleans)
DE Kenny Mixon – signed on March 12 (by Minnesota)
RB Lamar Smith – signed on March 25 (by Carolina)
P Matt Turk – signed on April 22 (by N.Y. Jets)
S Brian Walker – signed on March 5 (by Detroit)

2003

PLAYERS SIGNED (6):

TE Marco Battaglia – signed on March 25 (from Pittsburgh)
CB Terrell Buckley – signed on March 13 (from New England)
S Sammy Knight – signed on May 13 (from New Orleans)
KR Charlie Rogers – signed on April 11 (from Buffalo)
WR Derrius Thompson – signed on March 8 (from Washington)
DT Jeff Zgonina – signed on March 31 (from St. Louis)

PLAYERS LOST (2):

TE Desmond Clark – signed on March 3 (by Chicago)
DT Jermaine Haley – signed offer sheet on April 18 (by Washington). Dolphins declined to match offer sheet on April 25
CB Paul Miranda – signed on June 3 (by Oakland)
T Brent Smith – signed on May 6 (by N.Y. Jets)
T Marcus Spriggs – signed on June 3 (by Green Bay)
TE Jed Weaver – signed on March 14 (by San Francisco)

2004

PLAYERS SIGNED (9):

x-S Chris Akins – signed on March 5 (from New England)
S Antuan Edwards – signed on April 12 (from Green Bay)
CB Reggie Howard – signed on March 5 (from Carolina)
G Geno James – signed on March 5 (from Carolina)
TE John Jones – signed on March 29 (from Baltimore)
T Damion McIntosh – signed on March 16 (from San Diego)
RB Sammy Morris – signed on March 12 (from Buffalo)
T John St. Clair – signed on March 12 (from St. Louis)
WR Terrence Wilkins – signed on March 16 (from Indianapolis)
x - Injured Reserve in '04

PLAYERS LOST (4):

FB Obafemi Ayanbadejo – signed on March 6 (by Arizona)
CB Terrell Buckley – signed on June 8 (by New England)
LB Tommy Hendricks – signed on March 8 (by Jacksonville)
T Todd Wade – signed on March 4 (by Houston)

2005

PLAYERS SIGNED (6):

T Damion Cook – signed on March 21 (from Cleveland)
FB Heath Evans – signed on March 17 (from Seattle)
QB Gus Ferotte – signed on March 17 (from Minnesota)
T Stockcar McDougale – signed on March 15 (from Detroit)
LB Donnie Spragan – signed on March 11 (from Denver)
S Travares Tillman – signed on March 4 (from Carolina)

PLAYERS LOST (3):

LB Morlon Greenwood – signed on March 3 (by Houston)
S Sammy Knight – signed on March 11 (by Kansas City)
DT Bryan Robinson – signed on March 14 (by Cincinnati)

2006

PLAYERS SIGNED (11):

CB Will Allen – signed on March 20 (from N.Y. Giants)
FB Fred Beasley – signed on March 27 (from San Francisco)
S Deke Cooper – signed on April 5 (from Jacksonville)
CB André Goodman – signed on March 13 (from Detroit)
TE Keith Heinrich – signed on May 15 (from Cleveland)
DB Renaldo Hill – signed on March 17 (from Oakland)
LB Sedrick Hodge – signed on March 13 (from New Orleans)
LB Keith Newman – signed on May 15 (from Minnesota)
T Mike Pearson – signed on May 1 (from Jacksonville)
TE Justin Peele – signed on March 20 (from San Diego)
T L.J. Shelton – signed on March 13 (from Cleveland)

PLAYERS LOST (4):

WR Bryan Gilmore – signed on March 14 (by San Francisco)
T Stockar McDougale – signed on March 16 (by Jacksonville)
QB Sage Rosenfels – signed on March 12 (by Houston)
CB Kiwaukee Thomas – signed on April 5 (by Buffalo)

2007

PLAYERS SIGNED (6):

K Jay Feely – signed on March 8 (from N.Y. Giants)
WR Az-Zahir Hakim – signed on March 22 (from San Diego)
G Chris Liwinski – signed on March 22 (from Arizona)
TE David Martin – signed on March 5 (from Green Bay)
FB Cory Schlesinger – signed on March 15 (from Detroit)
S Cameron Worrell – signed on March 8 (from Chicago)

PLAYERS LOST (7):

FB Darian Barnes – signed on March 8 (by N.Y. Jets)
DE David Bowens – signed on April 2 (by N.Y. Jets)
G Toniu Fonoti – signed on March 15 (by Atlanta)
T Damion McIntosh – signed on March 3 (by Kansas City)
RB Travis Minor – signed on March 9 (by St. Louis)
RB Sammy Morris – signed on March 3 (by New England)
DT Jeff Zgonina – signed on March 15 (by Houston)

2008

PLAYERS SIGNED (10):

LB Charlie Anderson – signed on March 1 (from Houston)
S Chris Crocker – signed on March 31 (from Atlanta)
S Keith Davis – signed on March 11 (from Dallas)
CB Nathan Jones – signed on March 14 (from Dallas)
QB Josh McCown – signed on March 1 (from Oakland)
TE Sean Ryan – signed on February 29 (from N.Y. Jets)
G Justin Smiley – signed on March 1 (from San Francisco)
DE Randy Starks – signed on March 1 (from Tennessee)
LB Reggie Torbor – signed on March 1 (from N.Y. Giants)
WR Ernest Wilford – signed on February 29 (from Jacksonville)

PLAYERS LOST (4):

RB Jesse Chatman – signed on March 11 (by N.Y. Jets)
G Rex Hadnot – signed on March 11 (by Cleveland)
QB Cleo Lemon – signed on March 1 (by Jacksonville)
LB Derrick Pope – signed on March 14 (by Minnesota)

2009

PLAYERS SIGNED (3):

G Joe Berger – signed on February 27 (from Dallas)
C Jake Grove – signed on March 3 (from Oakland)
CB Eric Green – signed on March 12 (from Arizona)

PLAYERS LOST (3):**CB André Goodman** – signed on March 1 (by Denver)**CB Renaldo Hill** – signed on February 27 (by Denver)**C Al Johnson** – signed on March 16 (by New England)**2010****PLAYERS SIGNED (2):****LB Karlos Dansby** – signed on March 5 (from Arizona)**G Richie Incognito** – signed on March 17 (from Buffalo)**PLAYERS LOST (2):****CB Nate Jones** – signed on March 6 (by Denver)**LB Jason Taylor** – signed on April 20 (by N.Y. Jets)**2011****PLAYERS SIGNED (5):****LB Kevin Burnett** – signed on July 30 (from San Diego)**DT Ronald Fields** – signed on July 31 (from Denver)**QB Matt Moore** – signed on July 29 (from Carolina)**LB Jason Trusnik** – signed on July 29 (from Cleveland)**T Ray Willis** – signed on August 6 (from Seattle)**PLAYERS LOST (4):****RB Ronnie Brown** – signed on August 2 (by Philadelphia)**T Pat McCuistan** – signed on August 8 (by Tennessee)**QB Tyler Thigpen** – signed on July 29 (by Buffalo)**RB Ricky Williams** – signed on August 8 (by Baltimore)**2012****PLAYERS SIGNED (6):****LB Gary Guyton** – signed on April 17 (from New England)**T Artis Hicks** – signed on March 16 (from Cleveland)**S Tyrell Johnson** – signed on April 5 (from Minnesota)**CB Richard Marshall** – signed on March 15 (from Arizona)**WR Legedu Naanee** – signed on April 17 (from Carolina)**LB Jamaal Westerman** – signed on March 20 (from N.Y. Jets)**PLAYERS LOST (5):****CB Will Allen** – signed on March 21 (by New England)**S Jeremiah Bell** – signed on May 18 (by N.Y. Jets)**QB Chad Henne** – signed on March 15 (by Jacksonville)**DE Kendall Langford** – signed on March 17 (by St. Louis)**LB Marvin Mitchell** – signed on April 17 (by Minnesota)**2013****PLAYERS SIGNED (8):****LB Dannel Ellerbe** – signed on March 13 (from Baltimore)**WR Brandon Gibson** – signed on March 15 (from St. Louis)**TE Dustin Keller** – signed on March 15 (from N.Y. Jets)**G Lance Louis** – signed on March 27 (from Chicago)**WR Mike Wallace** – signed on March 12 (from Pittsburgh)**LB Philip Wheeler** – signed on March 13 (from Oakland)**DT Vaughn Martin** – signed on March 28 (from San Diego)**CB Brent Grimes** – signed on March 30 (from Atlanta)**PLAYERS LOST (6):****RB Reggie Bush** – signed on March 13 (by Detroit)**TE Anthony Fasano** – signed on March 13 (by Kansas City)**K Nate Kaeding** – signed on April 2 (by Tampa Bay)**T Jake Long** – signed on March 17 (by St. Louis)**DT Tony McDaniel** – signed by March 28 (by Seattle)**CB Sean Smith** – signed on March 14 (by Kansas City)**2014****PLAYERS SIGNED (6):****T Brandon Albert** – signed on March 12 (from Kansas City)**T Jason Fox** – signed on April 2 (from Detroit)**DT Earl Mitchell** – signed on March 12 (from Houston)**RB Knowshon Moreno** – signed on March 28 (from Denver)**G Shelley Smith** – signed on March 18 (from St. Louis)**WR Damian Williams** – signed on April 11 (from Tennessee)**PLAYERS LOST (6):****CB Nolan Carroll** – signed on March 13 (by Philadelphia)**S Chris Clemons** – signed on March 28 (by Houston)**G John Jerry** – signed on March 21 (by NY Giants)**CB Christopher Owens** – signed on March 21 (by Kansas City)**DT Paul Soliai** – signed on March 11 (by Atlanta)**LB Austin Spitler** – signed on June 20 (by Baltimore)**2015****PLAYERS SIGNED (8):****CB Zack Bowman** – signed on April 13 (from Chicago)**TE Jordan Cameron** – signed on March 12 (from Cleveland)**G/T Jeff Linkenbach** – signed on April 22 (from Kansas City)**CB Brice McCain** – signed on March 11 (from Pittsburgh)**C/G Jacques McClendon** – signed on April 22 (from Jacksonville)**DT C.J. Mosley** – signed on June 10 (from Detroit)**LB Spencer Paysinger** – signed on April 2 (from N.Y. Giants)**DT Ndamukong Suh** – signed on March 11 (from Detroit)**PLAYERS LOST (5):****TE Charles Clay** – signed on March 18 (by Buffalo)**DT Jared Odrick** – signed on March 11 (by Jacksonville)**RB Daniel Thomas** – signed on June 18 (by Chicago)**LB Jason Trusnik** – signed on March 31 (by Carolina)**CB/S Jimmy Wilson** – signed on March 13 (by San Diego)**INDEX OF DOLPHINS FACTS**

Brothers, First Round Picks.....	155
Brothers in Dolphins History.....	503
Bye Weeks, Record Before And After	68
Changes of Game Dates and Venues	136
Coaching Longevity, Dolphins	460
Domed Teams, Home Record Against.....	53
Father-Son Combinations In Dolphins History	70
Florida Colleges, Dolphins Drafted From.....	667
Home Wins, Consecutive	24
International Games, Dolphins In	299
Least Penalized Teams in NFL	149
Longest Drives, Dolphins History	290
Margin of Victory, 2014	78
NFL, Top 100 Players	338
One Thousand-Yard Rushers, Two On Same Team	36
Player-Coaches in Dolphins History	304
Playoff Shutouts	67
Points Scored and Allowed In Same Season	74

Pro Bowl MVPs	263
Pro Bowl Players	170
Pro Bowl Touchdowns	580
Pro Bowls, Multiple Positions	435
Quarterbacks, Starting Records	672
Receiving, Dual 100-Yard Games	220
Rookies, 2014 On Opening Day Roster	60
Rushing, Dual 100-Yard Games	606
Sacks Allowed, Dolphins Among League Leaders	142
Scoring Average In 2014	46
Shula, Don Coaching Longevity	58
Shula is Coach to Hall of Famers	659
Shutouts, All-Time	33
Stofa Traded Twice By Dolphins	618
Sun Life Stadium Goes Hollywood	348
Training Sites, Chronology of Miami Dolphins.....	101
Win Streaks, Regular Season	285

2015 NFL SCHEDULE

National Football League
345 Park Avenue, New York, NY 10154
Phone: 212-450-2000

AMERICAN CONFERENCE

EAST

Buffalo
Miami
New England
N.Y. Jets

SOUTH

Houston
Indianapolis
Jacksonville
Tennessee

NORTH

Baltimore
Cincinnati
Cleveland
Pittsburgh

WEST

Denver
Kansas City
Oakland
San Diego

NATIONAL CONFERENCE

EAST

Dallas
N.Y. Giants
Philadelphia
Washington

SOUTH

Atlanta
Carolina
New Orleans
Tampa Bay

NORTH

Chicago
Detroit
Green Bay
Minnesota

WEST

Arizona
St. Louis
San Francisco
Seattle

2015 NFL Schedule

(All times Eastern)

THURSDAY, SEPTEMBER 10

Pittsburgh at New England 8:30

SUNDAY, SEPTEMBER 13

Indianapolis at Buffalo 1:00
Green Bay at Chicago 1:00
Kansas City at Houston 1:00
Carolina at Jacksonville 1:00
Cleveland at N.Y. Jets 1:00
Seattle at St. Louis 1:00
Miami at Washington 1:00
New Orleans at Arizona 4:05
Detroit at San Diego 4:05
Baltimore at Denver 4:25
Cincinnati at Oakland 4:25
Tennessee at Tampa Bay 4:25
N.Y. Giants at Dallas 8:30

MONDAY, SEPTEMBER 14

Philadelphia at Atlanta 7:10
Minnesota at San Francisco 10:20

THURSDAY, SEPTEMBER 17

Denver at Kansas City 8:25

SUNDAY, SEPTEMBER 20

New England at Buffalo 1:00
Houston at Carolina 1:00
Arizona at Chicago 1:00
San Diego at Cincinnati 1:00
Tennessee at Cleveland 1:00
Detroit at Minnesota 1:00
Tampa Bay at New Orleans 1:00
Atlanta at N.Y. Giants 1:00
San Francisco at Pittsburgh 1:00
St. Louis at Washington 1:00
Miami at Jacksonville 4:05
Baltimore at Oakland 4:05
Dallas at Philadelphia 4:25
Seattle at Green Bay 8:30

MONDAY, SEPTEMBER 21

N.Y. Jets at Indianapolis 8:30

THURSDAY, SEPTEMBER 24

Washington at N.Y. Giants 8:25

SUNDAY, SEPTEMBER 27

Cincinnati at Baltimore 1:00
New Orleans at Carolina 1:00

Oakland at Cleveland 1:00
Atlanta at Dallas 1:00
Tampa Bay at Houston 1:00
San Diego at Minnesota 1:00
Jacksonville at New England 1:00
Philadelphia at N.Y. Jets 1:00
Pittsburgh at St. Louis 1:00
Indianapolis at Tennessee 1:00
San Francisco at Arizona 4:05
Buffalo at Miami 4:25
Chicago at Seattle 4:25
Denver at Detroit 8:30

MONDAY, SEPTEMBER 28

Kansas City at Green Bay 8:30

THURSDAY, OCTOBER 1

(Byes: Tennessee, New England)

Baltimore at Pittsburgh 8:25

SUNDAY, OCTOBER 4

N.Y. Jets at Miami (London) 9:30
Houston at Atlanta 1:00
N.Y. Giants at Buffalo 1:00
Oakland at Chicago 1:00
Kansas City at Cincinnati 1:00
Jacksonville at Indianapolis 1:00
Carolina at Tampa Bay 1:00
Philadelphia at Washington 1:00
Cleveland at San Diego 4:05
St. Louis at Arizona 4:25
Minnesota at Denver 4:25
Green Bay at San Francisco 4:25
Dallas at New Orleans 8:30

MONDAY, OCTOBER 5

Detroit at Seattle 8:30

THURSDAY, OCTOBER 8

(Byes: Carolina, Miami, Minnesota, N.Y. Jets)

Indianapolis at Houston 8:25

SUNDAY, OCTOBER 11

Washington at Atlanta 1:00
Cleveland at Baltimore 1:00
Seattle at Cincinnati 1:00
St. Louis at Green Bay 1:00
Chicago at Kansas City 1:00
New Orleans at Philadelphia 1:00
Jacksonville at Tampa Bay 1:00

Buffalo at Tennessee 1:00
Arizona at Detroit 4:05
New England at Dallas 4:25
Denver at Oakland 4:25
San Francisco at N.Y. Giants* 8:30

MONDAY, OCTOBER 12

Pittsburgh at San Diego 8:30

THURSDAY, OCTOBER 15

(Byes: Dallas, Oakland, St. Louis, Tampa Bay)
Atlanta at New Orleans 8:25

SUNDAY, OCTOBER 18

Cincinnati at Buffalo 1:00
Denver at Cleveland 1:00
Chicago at Detroit 1:00
Houston at Jacksonville 1:00
Kansas City at Minnesota 1:00
Washington at N.Y. Jets 1:00
Arizona at Pittsburgh 1:00

Miami at Tennessee 1:00

Carolina at Seattle 4:05
San Diego at Green Bay 4:25
Baltimore at San Francisco 4:25
New England at Indianapolis* 8:30

MONDAY, OCTOBER 19

N.Y. Giants at Philadelphia 8:30

THURSDAY, OCTOBER 22

(Byes: Chicago, Cincinnati, Denver, Green Bay)
Seattle at San Francisco 8:25

SUNDAY, OCTOBER 25

Buffalo at Jacksonville (London) 9:30
Minnesota at Detroit 1:00
New Orleans at Indianapolis 1:00
Pittsburgh at Kansas City 1:00

Houston at Miami 1:00

N.Y. Jets at New England 1:00
Cleveland at St. Louis 1:00
Atlanta at Tennessee 1:00
Tampa Bay at Washington 1:00
Oakland at San Diego 4:05
Dallas at N.Y. Giants 4:25
Philadelphia at Carolina* 8:30

MONDAY, OCTOBER 26

Baltimore at Arizona 8:30

THURSDAY, OCTOBER 29		Oakland at Detroit		1:00
(Byes: Buffalo, Jacksonville, Philadelphia, Washington)		N.Y. Jets at Houston		1:00
Miami at New England		Dallas at Miami		1:00
SUNDAY, NOVEMBER 1		Green Bay at Minnesota		1:00
Detroit at Kansas City (London)	9:30	Tampa Bay at Philadelphia		1:00
Tampa Bay at Atlanta	1:00	Cincinnati at Arizona		4:05
San Diego at Baltimore	1:00	San Francisco at Seattle		4:25
Minnesota at Chicago	1:00	Kansas City at San Diego*		8:30
Arizona at Cleveland	1:00	MONDAY, NOVEMBER 23		
Tennessee at Houston	1:00	Buffalo at New England		8:30
N.Y. Giants at New Orleans	1:00	THURSDAY, NOVEMBER 26		
Cincinnati at Pittsburgh	1:00	Philadelphia at Detroit		12:30
San Francisco at St. Louis	1:00	Carolina at Dallas		4:30
N.Y. Jets at Oakland	4:05	Chicago at Green Bay		8:30
Seattle at Dallas	4:25	SUNDAY, NOVEMBER 29		
Green Bay at Denver*	8:30	Minnesota at Atlanta		1:00
MONDAY, NOVEMBER 2		St. Louis at Cincinnati		1:00
Indianapolis at Carolina	8:30	New Orleans at Houston		1:00
THURSDAY, NOVEMBER 5		Tampa Bay at Indianapolis		1:00
(Byes: Arizona, Baltimore, Detroit, Houston, Kansas City, Seattle)		San Diego at Jacksonville		1:00
Cleveland at Cincinnati	8:25	Buffalo at Kansas City		1:00
SUNDAY, NOVEMBER 8		Miami at N.Y. Jets		1:00
Miami at Buffalo	1:00	Oakland at Tennessee		1:00
Green Bay at Carolina	1:00	N.Y. Giants at Washington		1:00
St. Louis at Minnesota	1:00	Arizona at San Francisco		4:05
Washington at New England	1:00	Pittsburgh at Seattle		4:25
Tennessee at New Orleans	1:00	New England at Denver*		8:30
Jacksonville at N.Y. Jets	1:00	MONDAY, NOVEMBER 30		
Oakland at Pittsburgh	1:00	Baltimore at Cleveland		8:30
Atlanta at San Francisco	4:05	THURSDAY, DECEMBER 3		
N.Y. Giants at Tampa Bay	4:05	Green Bay at Detroit		8:25
Denver at Indianapolis	4:25	SUNDAY, DECEMBER 6		
Philadelphia at Dallas*	8:30	Houston at Buffalo		1:00
MONDAY, NOVEMBER 9		San Francisco at Chicago		1:00
Chicago at San Diego	8:30	Cincinnati at Cleveland		1:00
THURSDAY, NOVEMBER 12		Baltimore at Miami		1:00
(Byes: Atlanta, Indianapolis, San Diego, San Francisco)		Seattle at Minnesota		1:00
Buffalo at N.Y. Jets	8:25	Carolina at New Orleans		1:00
SUNDAY, NOVEMBER 15		N.Y. Jets at N.Y. Giants		1:00
Jacksonville at Baltimore	1:00	Arizona at St. Louis		1:00
Detroit at Green Bay	1:00	Atlanta at Tampa Bay		1:00
Miami at Philadelphia		Jacksonville at Tennessee		1:00
Cleveland at Pittsburgh	1:00	Kansas City at Oakland		4:05
Chicago at St. Louis	1:00	Denver at San Diego		4:05
Dallas at Tampa Bay	1:00	Philadelphia at New England		4:25
Carolina at Tennessee	1:00	Indianapolis at Pittsburgh*		8:30
New Orleans at Washington	1:00	MONDAY, DECEMBER 7		
Minnesota at Oakland	4:05	Dallas at Washington		8:30
Kansas City at Denver	4:25	THURSDAY, DECEMBER 10		
New England at N.Y. Giants	4:25	Minnesota at Arizona		8:25
Arizona at Seattle*	8:30	SUNDAY, DECEMBER 13		
MONDAY, NOVEMBER 16		Atlanta at Carolina		1:00
Houston at Cincinnati	8:30	Washington at Chicago		1:00
THURSDAY, NOVEMBER 19		Pittsburgh at Cincinnati		1:00
(Byes: Cleveland, New Orleans, N.Y. Giants, Pittsburgh)		San Francisco at Cleveland		1:00
SUNDAY, NOVEMBER 22		New England at Houston		1:00
Indianapolis at Atlanta	1:00	Indianapolis at Jacksonville		1:00
St. Louis at Baltimore	1:00	San Diego at Kansas City		1:00
Washington at Carolina	1:00	Tennessee at N.Y. Jets		1:00
Denver at Chicago	1:00	Buffalo at Philadelphia		1:00
		Detroit at St. Louis		1:00
		New Orleans at Tampa Bay		1:00
		Oakland at Denver		4:05
		Dallas at Green Bay		4:25
		Seattle at Baltimore*		8:30
		MONDAY, DECEMBER 14		
		N.Y. Giants at Miami		8:30
		SATURDAY, DECEMBER 19		
		N.Y. Jets at Dallas		8:25
		SUNDAY, DECEMBER 20		
		Kansas City at Baltimore		1:00
		Houston at Indianapolis		1:00
		Atlanta at Jacksonville		1:00
		Chicago at Minnesota		1:00
		Tennessee at New England		1:00
		Carolina at N.Y. Giants		1:00
		Arizona at Philadelphia		1:00
		Buffalo at Washington		1:00
		Green Bay at Oakland		4:05
		Cleveland at Seattle		4:05
		Denver at Pittsburgh		4:25
		Miami at San Diego		4:25
		Cincinnati at San Francisco*		8:30
		MONDAY, DECEMBER 21		
		Detroit at New Orleans		8:30
		THURSDAY, DECEMBER 24		
		San Diego at Oakland		8:25
		SATURDAY, DECEMBER 26		
		Washington at Philadelphia		8:25
		SUNDAY, DECEMBER 27		
		Carolina at Atlanta		1:00
		Dallas at Buffalo		1:00
		San Francisco at Detroit		1:00
		Cleveland at Kansas City		1:00
		Indianapolis at Miami		1:00
		N.Y. Giants at Minnesota		1:00
		Jacksonville at New Orleans		1:00
		New England at N.Y. Jets		1:00
		Chicago at Tampa Bay		1:00
		Houston at Tennessee		1:00
		Green Bay at Arizona		4:25
		St. Louis at Seattle		4:25
		Pittsburgh at Baltimore*		8:30
		MONDAY, DECEMBER 28		
		Cincinnati at Denver		8:30
		SUNDAY, JANUARY 3**		
		New Orleans at Atlanta		1:00
		N.Y. Jets at Buffalo		1:00
		Tampa Bay at Carolina		1:00
		Detroit at Chicago		1:00
		Baltimore at Cincinnati		1:00
		Pittsburgh at Cleveland		1:00
		Washington at Dallas		1:00
		Minnesota at Green Bay		1:00
		Jacksonville at Houston		1:00
		Tennessee at Indianapolis		1:00
		Oakland at Kansas City		1:00
		New England at Miami		1:00
		Philadelphia at N.Y. Giants		1:00
		Seattle at Arizona		4:25
		San Diego at Denver		4:25
		St. Louis at San Francisco		4:25

* - Sunday night games in Weeks 5-16 subject to change
 ** - Sunday Night Game In Week 17 TBD

DOLPHINS ON THE AIR

WBGG (105.9 FM) and WINZ (940 AM) **Flagship Stations for the Miami Dolphins Radio Network**

WBGG (105.9 FM) and WINZ (940 AM) are in their sixth year as the flagship stations for the Miami Dolphins Radio Network.

On March 1, 2010, the Dolphins announced a multi-year radio broadcast rights partnership with Clear Channel Communications that resulted in WBGG-FM (Big 105.9) and WINZ-AM (940 – Miami Sports) being the Dolphins flagship stations. All Dolphins preseason, regular season and playoff games are broadcast exclusively in South Florida on those two outlets and throughout South and Central Florida on The Miami Dolphins Radio Network.

In addition to the game broadcasts, a two-hour pregame and a two-hour postgame show round out “Dolphins Game Day Live” coverage on WBGG, WINZ, The Miami Dolphins Radio Network, Dolphins.com, the In-Stadium Television Network, the Dolphins Television Network and the Dolphins mobile app.

The radio and TV broadcasts are part of the Dolphins’ fully integrated multimedia assets that include websites (Dolphins.com, DolphinsCheerleaders.com and SunLifeStadium.com); social media platforms (Dolphins Facebook page, Dolphins Twitter, and Dolphins Instagram); radio programming (the Finsiders daily multimedia show airing on Fox Sports Florida and on 940 AM and WBZT in West Palm Beach, Dolphins Game Day radio on 940 AM, 105.9 FM and 1140 AM; television programming (Finsiders Final Drive, The Joe Philbin Show, Dolphins Weekly Live, The Fifth Quarter, The Fifth Quarter Overtime, and Under The Helmet airing on CBS4 and My33); video programming (the In-Stadium Television Network; video boards; video streaming on Dolphins.com; print platforms (Finsiders Playbook game day publication) and mobile platforms (Dolphins Mobile App including live video streaming, updates and images available on phone or iPad devices).

Jimmy Cefalo begins his 11th season as part of the Dolphins’ radio team, and is certainly well-known as both a broadcaster and a former Dolphins player. For many years he served as the sports anchor for WPLG-TV (Channel 10), first joining that station in October of 1992 as the host of Sports Monday. Since then he became the sports anchor for Local 10 News Monday through Friday and anchored the station’s popular “Sports Jam Live,” which aired on Sunday nights.

Before joining WPLG, Cefalo assembled a long list of impressive broadcast credentials. He is best known for his work as a color analyst on NBC’s network telecasts of the NFL and also served as a correspondent for NBC News on the “Today Show,” sports anchor for “NBC News at Sunrise” and co-host of NBC’s broadcast of the 1988 Olympic Games in Seoul. Cefalo also co-hosted “PM Magazine” and “AM South Florida” on WTVJ-TV and hosted the “Trump Card” game show, nationally distributed by Warner Brothers Television.

In 1988, Cefalo snared an Emmy for his writing on NBC’s Olympic telecasts. In addition, the National Sportscasters and Sportswriters Association named him Florida Sportscaster of the Year six times (1998, 2001, 2002, 2003, 2004 and 2005).

Prior to his broadcasting career, Cefalo played seven seasons with the Dolphins (1978-84) as a wide receiver, and finished with 93 catches for 1,739 yards and 13 touchdowns. His best season came in 1981, when he caught 29 passes for 631 yards (21.8 yards per catch) and three touchdowns. He also was a member of two Dolphins Super Bowl teams, and in Super Bowl XVII against the Washington Redskins, he caught a 76-yard touchdown pass from David Woodley, which at the time was the second-longest reception in Super Bowl history. Cefalo originally joined the Dolphins as a third-round draft choice in 1978 following a stellar collegiate career at Penn State.

Joe Rose again joins Cefalo on the team’s radio broadcasts, and like Cefalo he built a broadcast career after his playing days ended. He is in his 10th season as a Dolphins radio analyst. He previously served as the sports director for WTVJ-TV (Channel 6), joining that station in 1992. In past years, he hosted “The Coaches Show” on that outlet and was featured on the station’s successful “Sunday Sports Final” as well. Rose is well-known locally for his popular 6-10 a.m. weekday show on WQAM.

Rose was a Dolphins tight end from 1980-85, and in that time caught 112 passes for 1,493 yards and 13 touchdowns. He had his best year in 1983, when he had 29 catches for 345 yards and three touchdowns. He is best known for catching Dan Marino’s first regular season touchdown pass, a six-yard reception on September 19, 1983 in Los Angeles versus the Raiders. Rose originally was a seventh-round draft pick of the Dolphins in 1980 after playing at the University of California.

Joining Rose and Cefalo in the booth for the regular season is former Dolphins great and Pro Football Hall of Fame member Bob Griese, who is in his fifth year as a member of Miami's radio team after a long tenure on ABC and ESPN's broadcast teams for college football.

In July 2015, the Dolphins announced a multi-year deal with 1210 ESPN Deportes in Miami to be the team's Spanish language flagship station. 1210 ESPN Deportes (WNMA-1210 AM) and the Miami Dolphins Spanish Radio Network will broadcast every Dolphins game. This season marks the 34th consecutive year that Dolphins games will be broadcast in Spanish.

Following is a list of radio stations on The Miami Dolphins Radio Network in 2015 (as of printing):

Florida Keys.....	WKWF 1600 AM	Miami (Spanish).....	WNMA 1210 AM
Fort Lauderdale	WBGG 105.9 FM	Orlando	ESPN 580 AM
Fort Lauderdale.....	WINZ 940 AM	Stuart	WCZR 101.7 FM
Fort Lauderdale (Spanish) ..	WNMA 1210 AM	Vero Beach	WCZR 101.7 FM
Fort Myers/Naples	WRXK 96 K-Rock	West Palm Beach	WZZR 94.3 FM
Fort Pierce	WCZR 101.7 FM	West Palm Beach	WJNO 1290 AM
Miami	WBGG 105.9 FM	West Palm Beach (Spanish) ..	WRLX 92.1 FM
Miami	WINZ 940 AM		

PRESEASON TELEVISION

All four of the Miami Dolphins preseason games will be broadcast on WFOR-TV (Channel 4) in Miami. It marks the 20th consecutive season WFOR has served as the preseason home of the Dolphins and the four games on WFOR will also be carried on WBBH/NBC Ch. 2 in Naples/Ft. Myers, WTVX-CW Ch. 34 and WWHB Ch. 48 (Spanish) in West Palm Beach/Treasure Coast and WRDQ Ch. 27 in Orlando.

The Dolphins open the 2015 NFL preseason schedule on the road on Thursday, Aug. 13 as Miami travels to Chicago to face the Bears at Soldier Field. It is the 14th time the teams will face each other in the preseason, with the Bears leading the series by a 4-8-1 count. The game will be played at 8 p.m. and will be televised live on WFOR, WBBH, WTVX and WRDQ.

Miami continues on the road the following week as they head to Carolina on Saturday, Aug. 22 to face the Panthers at 7 p.m. ET at Bank of America Stadium. Miami and Carolina meet for the fifth time in the preseason and first time since 2012.

The Dolphins play their first home game of the preseason when they welcome the Atlanta Falcons to Sun Life Stadium on Saturday, Aug. 29 at 7 p.m. Miami and Atlanta will meet for the 14th time with the Falcons leading the preseason series by an 8-5 margin.

The preseason concludes for Miami at home against Tampa Bay on Thursday, Sept. 3 as the Buccaneers pay a visit Sun Life Stadium. Kickoff is set for 7 p.m. This will be the 15th consecutive season and 22nd time in 24 years that the Dolphins and Buccaneers have met in the preseason, with Miami leading the series by 17-12 margin.

Dick Stockton handles the play-by-play for the games on WFOR. Stockton has a long history of covering almost every major sports event on a national level. Currently he is a member of FOX's NFL broadcast team and also handles national telecasts of Major League Baseball and the National Basketball Association on both FOX and Turner Sports.

Joining Stockton as a color analyst will be former Dolphins great and Pro Football Hall of Fame member Bob Griese. In addition, Nat Moore, the Dolphins' third all-time leading receiver and one of the most popular players in club history, again will handle color commentary. Kim Bokamper, a former Dolphins Pro Bowl linebacker, will continue in his role on WFOR's broadcast team as a sideline reporter.

DATE	OPPONENT	BROADCAST	TIME (EDT)
Thurs., Aug. 13	at Chicago	WFOR, WBBH, WTVX, WRDQ	8:00 p.m.
Sat., Aug. 22	at Carolina	WFOR, WBBH, WTVX, WRDQ	7:00 p.m.
SAT., AUG. 29	ATLANTA	WFOR, WBBH, WTVX, WRDQ	7:00 P.M.
THURS., SEPT. 3	TAMPA BAY	WFOR, WBBH, WTVX, WRDQ	7:00 P.M.

DOLPHINS DRAFT FROM FLORIDA COLLEGES

The Dolphins have selected a player from a Florida university in 25 of the team's 50 college drafts. Overall, the Dolphins have drafted 46 players from a Florida school. With the selection of center Mike Pouncey out of the University of Florida in 2011, the Dolphins have selected a player from the state of Florida eight times in the first round. The University of Miami leads the way with 17 Dolphins draftees, followed by 14 from the University of Florida, eight from Florida State University, four from the University of Tampa, two from Bethune-Cookman and one from Florida A&M.

ALL-TIME BROADCAST TEAMS

ENGLISH RADIO

Year	Station	Play-By-Play	Color	Color/Sideline
2014	WBGG (105.9)	Jimmy Cefalo	Joe Rose	Bob Griese
	WINZ (940)			Keith Sims/Kim Bokamper
2013	WBGG (105.9)	Jimmy Cefalo	Joe Rose	Bob Griese
	WINZ (940)			Keith Sims/Kim Bokamper
2012	WBGG (105.9)	Jimmy Cefalo	Joe Rose	Bob Griese
	WINZ (940)			Keith Sims/Kim Bokamper
2011	WBGG (105.9)	Jimmy Cefalo	Joe Rose	Bob Griese
	WINZ (940)			
2010	WBGG (105.9)	Jimmy Cefalo#	Joe Rose	Jim Mandich
	WINZ (940)			
2009	WQAM (560)	Jimmy Cefalo	Joe Rose	Jim Mandich
2008	WQAM (560)	Jimmy Cefalo	Joe Rose	Jim Mandich
2007	WQAM (560)	Jimmy Cefalo	Joe Rose	Jim Mandich
2006	The Ticket (790)	Jimmy Cefalo	Joe Rose	Nat Moore
2005	The Ticket (790)	Jimmy Cefalo	Joe Rose	Nat Moore
2004	WQAM (560)	Howard David	Jim Mandich	
2003	WQAM (560)	Howard David	Jim Mandich	
2002	WQAM (560)	Howard David	Jim Mandich	
2001	WQAM (560)	Bill Zimpfer	Jim Mandich	
2000	WQAM (560)	Bill Zimpfer	Jim Mandich	
1999	WQAM (560)	Bill Zimpfer	Jim Mandich	
1998	WQAM (560)	Bill Zimpfer	Jim Mandich	
1997	WQAM (560)	Bill Zimpfer	Jim Mandich	
1996	WIOD (610)	Bill Zimpfer	Jim Mandich	
1995	WIOD (610)	Bill Zimpfer	Jim Mandich	
1994	WIOD (610)	Bill Zimpfer	Jim Mandich	
1993	WIOD (610)	Rick Weaver	Jim Mandich	
1992	WIOD (610)	Rick Weaver	Jim Mandich*	
1991	WIOD (610)	Rick Weaver	Hank Goldberg	
1990	WIOD (610)	Rick Weaver	Hank Goldberg	
1989	WIOD (610)	Rick Weaver	Hank Goldberg	
1988	WIOD (610)	Rick Weaver	Hank Goldberg	Brian Robbie
1987	WIOD (610)	Rick Weaver	Hank Goldberg	Barry Buetel/Brian Robbie
1986	WIOD (610)	Rick Weaver	Hank Goldberg	Joe Zagacki
1985	WIOD (610)	Rick Weaver	Hank Goldberg	Henry Barrow
1984	WIOD (610)	Rick Weaver	Hank Goldberg	Henry Barrow
1983	WIOD (610)	Rick Weaver	Hank Goldberg	Henry Barrow
1982	WIOD (610)	Rick Weaver	Hank Goldberg	Henry Barrow
1981	WIOD (610)	Rick Weaver	Hank Goldberg	Henry Barrow
1980	WIOD (610)	Rick Weaver	Hank Goldberg	Henry Barrow
1979	WIOD (610)	Rick Weaver	Hank Goldberg	Henry Barrow
1978	WIOD (610)	Rick Weaver	Hank Goldberg	Henry Barrow
1977	WIOD (610)	Rick Weaver	Henry Barrow	Larry King
1976	WIOD (610)	Rick Weaver	Henry Barrow	Al Minter
1975	WIOD (610)	Rick Weaver	Henry Barrow	Karl Noonan
1974	WIOD (610)	Rick Weaver	Henry Barrow	Karl Noonan
1973	WIOD (610)	Rick Weaver	Henry Barrow	Freddie Woodson
1972	WIOD (610)	Rick Weaver	Henry Barrow	Lou Creekmur
1971	WIOD (610)	Rick Weaver	Henry Barrow	Larry King
1970	WIOD (610)	Joe Croghan	Henry Barrow	Larry King
1969	WIOD (610)	Bob Gallagher	Henry Barrow	
1968	WIOD (610)	Bob Gallagher	Henry Barrow	
1967	WIOD (610)	Bob Gallagher	Henry Barrow	
1966	WIOD (610)	Bob Gallagher**	Henry Barrow	

Dick Stockton was the play-by-play caller for Dolphins games against New England on October 4, 2010 and Chicago on November 18, 2010

* Goldberg was replaced following the season opener in Cleveland by Mandich

**Mel Allen and Red Barber also did play-by-play for the Miami Dolphins' inaugural season in 1966

SPANISH RADIO

Year	Station	Play-By-Play	Color	Color/Sideline
2014	WQBA (1140)	Raul Striker Jr.	Roly Martin**	
2013	WQBA (1140)	Raul Striker Jr.	Joaquin Duro	
2012	WQBA (1140)	Raul Striker Jr.	Joaquin Duro	
2011	WQBA (1140)	Rafael Hernandez Brito*	Raul Striker Jr.	
2010	WQBA (1140)	Rafael Hernandez Brito	Raul Striker Jr.	
2009	WSUA (1260)	Roly Martin	Raul Striker Jr.	
2008	WSUA (1260)	Roly Martin	Raul Striker Jr.	
2007	WSUA (1260)	Roly Martin	Raul Striker Jr.	
2006	WSUA (1260)	Rene Giraldo	Roly Martin	
2005	WSUA (1260)	Rene Giraldo	Roly Martin	
2004	WSUA (1260)	Rene Giraldo	Roly Martin	
2003	Radio Unica (1210)	Rene Giraldo	Roly Martin	
2002	Radio Unica (1210)	Rene Giraldo	Roly Martin	
2001	Radio Unica (1210)	Rene Giraldo	Roly Martin	
2000	WQBA (1140)	Rene Giraldo	Roly Martin	
1999	WQBA (1140)	Rene Giraldo	Roly Martin	
1998	WQBA (1140)	Rene Giraldo	Roly Martin	
1997	WQBA (1140)	Rene Giraldo	Roly Martin	
1996	WCMQ (1210)	Rene Giraldo	Roly Martin	
1995	WCMQ (1210)	Rene Giraldo	Roly Martin	
1994	WQBA (1140)	Rene Giraldo	Eduardo Lujan	Roly Martin
1993	WQBA (1140)	Rene Giraldo	Eduardo Lujan	Roly Martin
1992	WQBA (1140)	Rene Giraldo	Eduardo Lujan	Roly Martin
1991	WQBA (1140)	Rene Giraldo	Eduardo Lujan	Roly Martin
1990	WQBA (1140)	Rene Giraldo	Eduardo Lujan	Roly Martin
1989	WQBA (1140)	Rene Giraldo	Eduardo Lujan	Roly Martin
1988	WQBA (1140)	Rene Giraldo	Eduardo Lujan	Roly Martin
1987	WQBA (1140)	Rene Giraldo	Eduardo Lujan	Roly Martin
1986	WQBA (1140)	Rene Giraldo	Eduardo Lujan	Roly Martin
1985	WQBA (1140)	Rene Giraldo	Eduardo Lujan	Roly Martin
1984	WQBA (1140)	Jorge Cunill	Rene Giraldo	Eduardo Lujan
1983	WQBA (1140)	Jorge Cunill	Rene Giraldo	Eduardo Lujan
1982	WQBA (1140)	Jorge Cunill	Rene Giraldo	Eduardo Lujan

* Mike Marchant replaced Rafael Hernandez Brito for the Spanish broadcast for Dolphins games against Buffalo on Nov. 20, 2011, Oakland on Dec. 4, 2011 and the N.Y. Jets on January 1, 2012.

** Joaquin Duro replaced Roly Martin for the Spanish broadcast for Dolphins games at Detroit on Nov. 9, 2014 and at Denver on Nov. 23, 2014.

MEDIA INFORMATION

CREDENTIALS: Media representatives who do not have press credentials for the entire season (but will be working for an accredited media outlet on an immediate deadline) may request them on a single-game basis. Reserved credentials can be picked up at the press will call booth, located outside SW Gate of Sun Life Stadium, on the day of the game. ALL members of the media picking up credentials at the will call window must present a valid photo identification. In addition, all media members must show valid photo identification upon entering the stadium. The media entrance is at SW Gate.

PHOTOGRAPHERS: Photographers with accredited media outlets on an immediate deadline may request credentials on a single-game basis from the Dolphins' media relations department. Credentials **WILL NOT** be issued to freelance photographers unless granted special approval by the Dolphins. Field photographers are reminded to remain outside of the bench area. ALL photographers are required to wear a vest that must be obtained prior to the game in the photo lounge located adjacent to the press box elevator inside SW Gate. All photographers must kneel when shooting in either the East or West end zone.

STILL PHOTOGRAPHY: Still photography of any kind is NOT permitted at any time in the Dolphins' locker room following both home and road games, in addition to the locker room at the team's training facility during the course of the week.

VIDEO PHOTOGRAPHY: Video photography is limited to just interviews in the Dolphins' locker room following both home and road games, in addition to the locker room at the team's training facility during the course of the week. B-roll footage is NOT permitted at any time.

EDWIN POPE PRESS BOX: To get to the Edwin Pope Press Box, enter at SW Gate. Go through a set of double doors and turn right to access the press elevator. Exit the elevator on the second floor and the press box is to your left on both the second and third floors. Individuals with "West Press Box" credentials should exit the main press box doors on the third level and proceed right. Walk through the BankUnited Club Level to the West Press Box doors on the right. Only credentials issued by the Dolphins will be honored for admittance to Sun Life Stadium.

PHOTO WORK ROOM: To access the photo work room in Sun Life Stadium enter at SW Gate. Go through a set of double doors and turn right, follow the hallway towards the Press Elevator and enter the double doors adjacent to the elevator. To enter the field from the Photo Work Room proceed through the work room to the inner ring of the stadium, turn right and follow the inner ring about 200 feet to the field tunnel which will be located on your left.

LOCKER ROOMS: Admission to the home and visiting locker rooms is governed by each individual team. Only media representatives with proper credentials, granting locker room access will be admitted. No one will be admitted to the locker rooms prior to the game. Both teams' locker rooms are located on the ground level on the west side of the stadium. From the press box, take the elevator to the ground level. Out of the elevator, bear right and go through the double doors to the corridor. Go straight to the main corridor and turn left. The Dolphins' locker room will be on your left, and the interview room will be about 20 yards further, also on the left. Continue straight past the tunnel, and the visitor's interview room, as well as the visitor's locker room, will be on the left.

INTERVIEW ROOM: Head Coach Joe Philbin will hold his post-game press conference immediately following the conclusion of the game in the interview room, which is located on the ground level in the west side of the stadium.

PARKING: Press parking at Sun Life Stadium is very limited. All parking requests must be directed to the communications department, (954/452-7010).

TELEPHONES: Any media member desiring to have their own press box telephone line must order it directly by emailing telco@dolphins.com. Instruments can be ordered from the Dolphins' communications department, (954/452-7010).

WIRELESS ACCESS: Sun Life Stadium offers wireless internet access in all areas of the press boxes and the photo work room. The access is free of charge and works with all wi-fi enabled computer equipment. For those computers that do not have wi-fi capabilities, every seat is equipped with a hardwire ethernet network jack to which members of the media can connect using a Cat 5 ethernet patch cable.

FIELD ACCESS: Only working newspaper, network TV photographers, club/stadium officials and a limited number of local TV photographers are permitted on the field during the game. Press box passes will not be honored for field admittance at any time, unless authorized by the Miami Dolphins.

FOR MORE INFO: For more information on the Dolphins, contact the communications department: Jason Jenkins, senior vice president of communications and community affairs; Matt Taylor, director of football communications; Theresa Manahan, communications manager; Hank Nathan, football communications manager; Gayle Baden, communications coordinator and Michael Farnham, communications coordinator. Office phone number is (954) 452-7010 and (954) 452-7000-switchboard.

TRAINING CAMP: The Dolphins practice at The Doctors Hospital Training Facility at Nova Southeastern University during both the preseason and regular season. The campus is located in Davie at 7500 S.W. 30th Street.

DIRECTIONS

FT. LAUDERDALE TO TRAINING CAMP: From the north, take I-95 South to I-595 West. Take I-595 West to University Drive exit. Proceed off exit and turn left onto University Drive (going south). Go past three traffic lights to S.W. 30th Street and turn left. Entrance to facility is 300 yards on right.

MIAMI AIRPORT TO TRAINING CAMP: From the airport, take 836 West to 826 North. Follow 826 North to exit for Florida Turnpike North. Take Turnpike North to I-595 West. Take I-595 West to University Drive exit. Proceed off exit and turn left onto University Drive (going south). Go past three traffic lights to S.W. 30th Street and turn left. Entrance to facility is 300 yards on right.

FROM THE SOUTH TO TRAINING CAMP: From the south, take I-95 North to I-595 West. Take I-595 West to University Drive exit. Proceed off exit and turn left onto University Drive (going south). Go past three traffic lights to S.W. 30th Street and turn left. Entrance to facility is 300 yards on right.

FT. LAUDERDALE TO SUN LIFE STADIUM: Take I-595 West to Florida Turnpike South. Upon approaching stadium, follow signs for "Stadium via I-95" (DO NOT take turnpike extension -exit 47 Homestead). Get off at Exit 2X (Dan Marino Blvd./199th St.). Proceed off exit and make a right onto Dan Marino Blvd. Enter through Parking Gate 4, which is on the right.

MIAMI AIRPORT TO SUN LIFE STADIUM: Take I-95 North to Ives Dairy Road. Proceed west for five miles (name of road changes to 199th Street/Dan Marino Blvd.) and stadium is on right. Enter parking Gate 4.

2015-16 NFL IMPORTANT DATES

- 2015 -

- Aug. 9 – Hall of Fame Game, Minnesota Vikings vs. Pittsburgh Steelers, Canton, Ohio.
- Aug. 11 – Special League Meeting, Hyatt-Schaumburg, Schaumburg, Illinois.
- Aug. 11 – If a drafted rookie has not signed with his club by this date, he cannot be traded to any other club in 2015, and may sign a player contract only with the drafting club until the day of the draft in the 2016 League Year.
- Sept. 1 – Prior to 4:00 p.m., New York time, clubs must reduce their rosters to a maximum of 75 players on the Active List.
- Sept. 5 – Prior to 4:00 p.m., New York time, clubs must reduce rosters to a maximum of 53 players on the Active/Inactive List.
- Sept. 5 – Simultaneously with the cut-down to 53, clubs that have players in the categories of Active/Physically Unable to Perform or Active/Non-Football Injury or Illness must select one of the following options: place player on Reserve/Physically Unable to Perform or Reserve/Non-Football Injury or Illness, whichever is applicable; request waivers; terminate contract; trade contract; or continue to count the player on the Active List.
- Sept. 6 – Claiming period for players placed on waivers at the final roster reduction will expire at 12:00 noon, New York time.
- Sept. 6 – Upon receipt of the Personnel Notice at approximately 1:00 p.m., New York time, clubs may establish a Practice Squad of 10 players. No club, including the player's prior club, will be permitted to sign a player to a Practice Player Contract until all clubs have received simultaneous notification via the above Personnel Notice that such player's prior NFL player contract has been terminated via the waiver system.
- Sept. 6 – After 4:00 p.m., New York time, a club is permitted to place a player on Reserve/Injured as "Designated for Return."
- Sept. 10 – At 12:00 a.m., New York time, the Top 51 Rule expires for all NFL clubs.
- Oct. 6-7 – Fall League Meeting, New York, New York.
- Oct. 16 – Beginning on the sixth calendar day prior to a club's seventh regular season game (including any bye week) and continuing through the day after the conclusion of the 11th regular season weekend, clubs are permitted to begin practicing players on Reserve/Physically Unable to Perform and Reserve/Non-Football Injury or Illness for a period not to exceed 21 days. Players may be activated during the 21-day practice period, or prior to 4:00 p.m., New York time, on the day after the conclusion of the 21-day period, provided that no player may be activated to participate in a Week 6 game.
- Nov. 3 – All trading ends for 2015 at 4:00 p.m., New York time.
- Nov. 4 – Players with at least four previous pension-credited seasons are subject to the waiver system for the remainder of the regular season and postseason.
- Nov. 17 – At 4:00 p.m., New York time, signing period ends for Franchise Players who are eligible to receive offer sheets.
- Nov. 17 – Prior to 4:00 p.m., New York time, deadline for clubs to sign their unsigned Franchise and Transition Players, including Franchise Players who were eligible to receive offer sheets until this date. If still unsigned after this date, such players are prohibited from playing in NFL in 2015.
- Nov. 17 – Prior to 4:00 p.m., New York time, deadline for clubs to sign their Unrestricted Free Agents to whom the "May 12 Tender" was made. If still unsigned after this date, such players are prohibited from playing in NFL in 2015.
- Nov. 17 – Prior to 4:00 p.m., New York time, deadline for clubs to sign their Restricted Free Agents, including those to whom the "June 1 Tender" was made. If such players remain unsigned after this date, they are prohibited from playing in NFL in 2015.
- Nov. 17 – Prior to 4:00 p.m., New York time, deadline for clubs to sign their drafted rookies. If such players remain unsigned after this date, they are prohibited from playing in NFL in 2015.

- 2016 -

- Jan. 3 – Seventeenth Week of Regular Season Games.
- Jan. 4 – Earliest permissible date for clubs to renegotiate or extend the rookie contract of a drafted rookie who was selected in any round of the 2013 NFL Draft. Any permissible renegotiated or extended player contract will not be considered a rookie contract, and will not be subject to the rules that limit rookie contracts.
- Jan. 4 – Option exercise period begins for Fifth-Year Option for First- Round Selections from the 2013 NFL Draft. To exercise the option, the club must give written notice to the player on or after January 4, 2016, but prior to May 3, 2016.
- Jan. 9-10 – Wild Card Playoffs.
- Jan. 10 – Assistant coaches under contract to playoff clubs that have byes in the Wild Card weekend may be interviewed for head coaching positions through the conclusion of the Wild Card games.
- Jan. 16-17 – Divisional Playoffs.
- Jan. 17 – Assistant coaches under contract to playoff clubs that won their Wild Card games may be interviewed for head coaching positions through the conclusion of Divisional Playoff games.
- Jan. 18 – Deadline for college players that are underclassmen to apply for special eligibility. A list of players who are accepted into the NFL Draft will be transmitted to clubs on January 22.
- Jan. 23 – East-West Shrine Game, Tropicana Field, St. Petersburg, Florida.

Jan. 24 – AFC and NFC Championship Games.
Jan. 30 – Senior Bowl, Ladd-Peebles Stadium, Mobile, Alabama.
Jan. 31 – NFL Pro Bowl, Aloha Stadium, Honolulu, Hawaii.
Jan. 31 – An assistant coach, whose team is participating in the Super Bowl, who has previously interviewed for another club's head coaching job may have a second interview with such club no later than the Sunday preceding the Super Bowl.
Feb. 7 – Super Bowl 50, Levi's Stadium, Santa Clara, California.
Feb. 22 – First day for clubs to designate Franchise or Transition Players.
Feb. 23-29 – Combine Timing and Testing, Lucas Oil Stadium, Indianapolis, Indiana.
March 7 – Prior to 4:00 p.m., New York time, deadline for clubs to designate Franchise or Transition Players.
March 12-15 – Beginning at 12 noon, New York time, clubs are permitted to contact, and enter into contract negotiations with the certified agents of players who will become Unrestricted Free Agents upon the expiration of their 2015 player contracts at 4:00 p.m., New York time, on March 15. However, a contract cannot be executed with a new club until 4:00 p.m., New York time, on March 15.
March 15 – The 2016 League Year and Free Agency period begin at 4:00 p.m., New York time. The first day of the 2016 League Year will end at 11:59:59 p.m., New York time, on March 15. Clubs will receive a personnel notice that will include all transactions submitted to the League office during the period between 4:00 p.m., New York time, and 11:59:59 p.m., New York time, on March 15.
March 15 – Trading period for 2016 begins at 4:00 p.m., New York time, after expiration of all 2015 contracts.
March 20-23 – Annual League Meeting, Boca Raton, Florida.
April 4 – Clubs that hired a new head coach after the end of the 2015 regular season may begin offseason workout programs.
April 18 – Clubs with returning head coaches may begin offseason workout programs.
April 22 – Deadline for Restricted Free Agents to sign Offer Sheets.
April 27 – Deadline for prior club to exercise Right of First Refusal to Restricted Free Agents.
April 28-30 – NFL Draft (site TBD).

RECORDS OF DOLPHINS STARTING QBs (1966-2014)

PLAYER	YEARS	REGULAR SEASON	PLAYOFFS	TOTAL
Dan Marino	1983-99	147-93-0	8-10	155-103-0
Bob Griese	1967-80	92-56-3	6-5	98-61-3
Jay Fiedler	2000-04	36-23-0	1-2	37-25-0
David Woodley	1980-83	27-12-1	3-2	30-14-1
Ryan Tannehill	2012-14	23-25-0	0-0	23-25-0
Don Strock	1974-87	14-6-0	0-0	14-6-0
Earl Morrall	1972-76	11-1-0	2-0	13-1-0
Chad Henne	2008-10	13-19-0	0-0	13-19-0
Chad Pennington	2008-10	12-8-0	0-1	12-9-0
Gus Frerotte	2005	9-6-0	0-0	9-6-0
Matt Moore	2011	6-6-0	0-0	6-6-0
Damon Huard	1997-2000	5-1-0	0-0	5-1-0
Joey Harrington	2006	5-6-0	0-0	5-6-0
Brian Griese	2003	3-2-0	0-0	3-2-0
Scott Mitchell	1990-93	3-4-0	0-0	3-4-0
A.J. Feeley	2004	3-5-0	0-0	3-5-0
John Stofa	1966-67, 1969-70	2-0-0	0-0	2-0-0
Steve DeBerg	1993	2-2-0	0-0	2-2-0
Ray Lucas	2001-02	2-4-0	0-0	2-4-0
George Wilson, Jr.	1966	2-5-0	0-0	2-5-0
George Mira	1971	1-0-0	0-0	1-0-0
Craig Erickson	1996-98	1-2-0	0-0	1-2-0
Kyle Mackey	1987	1-2-0	0-0	1-2-0
Daunte Culpepper	2006	1-3-0	0-0	1-3-0
Cleo Lemon	2005-07	1-7-0	0-0	1-7-0
Rick Norton	1966-69	1-10-0	0-0	1-10-0
Tyler Thigpen	2009-10	0-1-0	0-0	0-1-0
Sage Rosenfels	2002-05	0-2-0	0-0	0-2-0
Bernie Kosar	1994-96	0-2-0	0-0	0-2-0
John Beck	2007	0-4-0	0-0	0-4-0
Dick Wood	1966	0-4-0	0-0	0-4-0
Trent Green	2007	0-5-0	0-0	0-5-0
TOTALS		423-325-4	20-20	443-345-4