

2018 MEDIA GUIDE





2018 MIAMI DOLPHINS SCHEDULE

PRESEASON

AUG

PRE1—VS
TB
AUG 9
7:00PM

PRE2—@
CAR
AUG 17
7:30PM

PRE3—VS
BAL
AUG 25
7:00PM

PRE4—@
ATL
AUG 30
7:00PM

REGULAR SEASON

SEPT

W/01—VS
TEN
SEPT 9
1:00PM

W/02—@
NYJ
SEPT 16
1:00PM

W/03—VS
OAK
SEPT 23
1:00PM

W/04—@
NE
SEPT 30
1:00PM

OCT

W/05—@
CIN
OCT 7
1:00PM

W/06—VS
CHI
OCT 14
1:00PM

W/07—VS
DET
OCT 21
1:00PM

W/08—@
HOU
OCT 25
8:20PM
TNF

NOV

W/09—VS
NYJ
NOV 4
1:00PM

W/10—@
GB
NOV 11
1:00PM

BYE WEEK

W/12—@
IND
NOV 25
1:00PM

W/13—VS
BUF
DEC 2
1:00PM

DEC


DEC

W/14—VS
NE
DEC 9
1:00PM

W/15—@
MIN
DEC 16
1:00PM

W/16—VS
JAX
DEC 22 OR 23
TBD

W/17—@
BUF
DEC 30
1:00PM



DEDICATION

The 2018 Miami Dolphins Media Guide is dedicated to the memories of former Dolphins owner H. Wayne Huizenga and players Kim Hammond, Chuck Klingbeil and Don Testerman, each of whom passed away within the past year.



Hammond (Oct. 12, 1944 – July 16, 2017) played quarterback with the Dolphins in 1968. In his one season with the team, Hammond saw action in three games and completed 13 of 26 passes (50.0 percent) for 116 yards with two interceptions. He was a sixth-round selection (142nd overall) of the Dolphins in the 1968 draft. Hammond also played with the Boston Patriots in 1969.



Huizenga (Dec. 29, 1937 – March 22, 2018) began his active involvement in South Florida sports on March 7, 1990 when he purchased 15 percent of the Dolphins and a 50 percent interest in then-Joe Robbie Stadium from the Robbie family. That involvement was expanded on Jan. 24, 1994, when he acquired the remaining 85 percent of the Dolphins and the additional 50 percent of the stadium, leaving him with 100 percent ownership of both entities. Huizenga maintained that position until Feb. 22, 2008, when Stephen Ross became a 50 percent partner in the franchise and the stadium. Ross increased that share to a 95 percent ownership stake on Jan. 20, 2009. The Dolphins made the playoffs in all but one of Huizenga's first eight years as owner, including four appearances in the divisional round of the playoffs. Huizenga was responsible for bringing Major League Baseball to South Florida in 1993, serving as chairman of the Florida Marlins through 1998, and under his direction the Marlins won the World Series in 1997. He also brought the National Hockey League to South Florida, serving as Owner, Chairman and Chief Executive Officer of the Florida Panthers for the first eight years (1993-2001) of the team's existence, including the 1995-96 season when it reached the Stanley Cup Finals.



Klingbeil (Nov. 2, 1965 – June 19, 2018) played defensive tackle with the Dolphins from 1991-95 after signing with the team after starting his pro career with the Saskatchewan Rough Riders of the Canadian Football League. In his six seasons with the Dolphins, he saw action in 78 games with 65 starts and recorded 183 tackles and 7.5 sacks. His most memorable play was recovering a fumble by Green Bay Packers quarterback Don Majkowski in the end zone for a touchdown on the day Dolphins Head Coach Don Shula won his 300th game.



Testerman (Nov. 7, 1952 – May 8, 2018) played running back with the Dolphins in 1980, after having originally joined the team as a 10th-round draft choice (282nd overall) out of Clemson in 1976. Testerman was released by the Dolphins after the draft and signed with the Eagles before joining the expansion Seattle Seahawks, where he spent the 1976-80 seasons. He was traded to the Washington Redskins in 1979 before finishing his NFL career with the Dolphins in 1980, where he played in five games and recorded one carry for 5 yards.

INDEX

- A -

All-Time Dolphins Won-Lost Records.....	299
Acquired, How They Were	249
Attendance	475-478

- B -

Biographies	
Assistant Coaches.....	24-49
Directors and Partners	11
Executives.....	11-21
Football Operations	49-64
Gase, Adam.....	22-24
Players	
Draft Choices	224-231
Rookie Free Agents.....	232-242
Veterans	92-223
Ross, Stephen M.....	10
Broadcasters, All-Time.....	667-668

- C -

Cheerleaders.....	65
Coldest/Warmest Games.....	515
Comebacks, Largest	469
Content, Miami Dolphins.....	665-666
Credits.....	9
Crowds, Dolphins' 10 Largest	474-475

- D -

Dedication.....	2
Directory, Ownership and Staff	5-9
Dolphins Are Among The Best.....	86-87
Dolphins Facts, Index of	643
Dolphins Name	331
Dolphins = Winners.....	87-89
Dolphins on the Air.....	666-669
Dolphins vs. the NFL.....	292-298
Draft, All-Time (1966-2018).....	644-652
Draft, All-Time By Position.....	653
Draft, First Round By Position.....	653

- F -

Flipper.....	160
Football Unites.....	67
Free Agency, Plan B	659
Free Agents, Unrestricted.....	660-662

- G -

Game-By-Game Starters, 2017.....	262-263
Game-By-Game Statistics, 2017	264-268
Game-By-Game Summaries, 2017	270-289
Game-By-Game Summaries, 2017 Preseason	304-309
Game Status, 2017	269-270

- H -

Hall of Fame, Dolphins In	592-614
Hard Rock Stadium	69-79
Hard Rock Stadium Parking Map.....	81
Hard Rock Stadium Seating Diagram	80
Historical Highlights.....	478-515
Honors	577-585

- L -

Last Time (Playoffs).....	573-576
Last Time (Regular Season).....	452-457
Leaders, All-Time	410-427
League Leaders, Dolphins.....	590-591
Logo, Dolphins.....	68

- M -

Margins, Largest of Victory and Defeat.....	470
---	-----

Media Information	669-671
Media Information en Espanol	671-672
Medical Consultants	63

- N -

NFL Men Of The Year.....	21
Numbers, Dolphins By The.....	638-643

- O -

Orange Bowl.....	80
Outstanding Performances, Dolphins.....	430-438
Outstanding Performances, Opponents.....	444-451
Overtime, Dolphins In	467-469

- P -

Performance Awards.....	585-587
Players of the Week & Month, AFC/NFL	588-590
Playoff History.....	516-560
Playoff Leaders, All-Time	569-573
Playoff Records, Dolphins Individual	561-564
Playoff Records, Dolphins Team.....	564-566
Playoff Records, Opponents.....	567-568
Preseason, All-Time Results.....	309-314
Preseason, Miami In.....	299-300
Prime Time Dolphins	472-474
Pro Bowl Selections	579-580
Pronunciation Guide.....	246-247

- R -

Record, Home and Away.....	470-471
Record, Month-By-Month.....	471-472
Records, Dolphins Individual	384-400
Records, Dolphins Team.....	401-409
Records, Opponents Individual	438-442
Records, Starting Quarterbacks	591
Retired Jerseys.....	615
Robbie Alumni Plaza	178
Roster Moves, 2017-18.....	289-292
Roster, 2018 Rookie and First-Year	246-247
Roster, 2018 Numerical	243
Roster, 2018 Positional	248
Roster, 2018 Veteran	244-245
Roster, All-Time Players and Coaches.....	616-637

- S -

Schedule, 2018 Dolphins.....	1
Schedule, 2018 NFL	663-664
Schedule, 2018 Training Camp	86
Season Leaders, Top 20	427-430
Service, Length of.....	637
Shula, Don Statue	121
Statistical Bests, 2017	255-261
Statistics, 2017 Dolphins.....	250-254
Statistics, 2017 Preseason	300-304

- T -

T.D. Biography.....	68
Teamwork At Work.....	66-67
Top Tens, Opponents.....	443
Trades (1966-2018).....	653-658
Training Facility, Dolphins	82-83

- U -

Uniform Modernization	91
-----------------------------	----

- W -

What To Look For in 2018.....	84-86
Where They've Come From	637-638

- Y -

Year-By-Year Final Statistics (1966-2017)	332-383
Year-By-Year Leaders.....	457-465
Year-By-Year Offense and Defense	465-467
Year-By-Year Scores.....	315-331

OWNERSHIP AND STAFF DIRECTORY

MIAMI DOLPHINS CORPORATE HEADQUARTERS

HARD ROCK STADIUM

347 Don Shula Drive

Miami Gardens, FL 33056

(305) 943-8000 - Office • (888) FINS-TIX - Tickets

BAPTIST HEALTH TRAINING FACILITY

AT NOVA SOUTHEASTERN UNIVERSITY

7500 SW 30th Street

Davie, FL 33314

(954) 452-7000

Chairman of the Board/Managing General Partner.....	Stephen M. Ross
Vice Chairman/Partner	Bruce Beal
Vice Chairmen	Tom Garfinkel, Matt Higgins, Jorge Perez, Donald F. Shula
Partners.....	Marc Anthony, Fergie, Serena Williams, Venus Williams

EXECUTIVES

Vice Chairman, President and Chief Executive Officer	Tom Garfinkel
Executive Vice President, Football Operations.....	Mike Tannenbaum
General Manager.....	Chris Grier
Senior Vice President, Operations	Todd Boyan
Senior Vice President, Chief Financial Officer	Chris Clements
Senior Vice President, Miami Dolphins Foundation and Dolphins Cancer Challenge.....	Jennifer Jehn
Senior Vice President, Communications and Community Affairs.	Jason Jenkins
Senior Vice President, Chief Commercial Officer	Todd Kline
Senior Vice President, Special Projects, Alumni Relations & Advisor to CEO	Nat Moore
Senior Vice President, General Counsel	Myles Pistorius
Senior Vice President, Chief Marketing Officer.....	Jeremy Walls
Special Advisor to the Vice Chairman, President and CEO.....	Dan Marino

COACHING

Head Coach	Adam Gase
Associate Head Coach/Special Teams Coordinator	Darren Rizzi
Assistant Head Coach/Linebackers	Frank Bush
Assistant Head Coach/Offense.....	Shawn Jefferson
Assistant Strength and Conditioning	Jim Arthur
Assistant Linebackers	Charlie Bullen
Defensive Coordinator	Matt Burke
Assistant Defensive Line.....	Andre Carter
Tight Ends	Shane Day
Offensive Quality Control	Josh Grizzard
Quarterbacks	Bo Hardegree
Assistant Defensive Backs	Renaldo Hill
Wide Receivers.....	Ben Johnson
Defensive Line.....	Kris Kocurek
Assistant Offensive Line.....	Chris Kuper
Offensive Coordinator	Dowell Loggains
Assistant Special Teams	Marwan Maalouf
Defensive Quality Control	Rusty McKinney
Defensive Backs	Tony Oden
Head Strength and Conditioning	Dave Puloka
Run Game Coordinator/Running Backs	Eric Studesville
Offensive Line	Jeremiah Washburn
Assistant to the Head Coach	Jay Kaiser
Coaching Assistant	Ryan Condon

FOOTBALL OPERATIONS

ADMINISTRATION

Senior Director, Football Administration	Brandon Shore
Senior Director, Football and Player Development	Joe Vitt
Director, Football and Player Development	Clyde Christensen
Director, Football Research and Strategy	Matt Sheldon
Director, Football Research	Brian Fleury
Director, Analytics	Dennis Lock
Coordinator, Football Administration/Strategic Planning	Tom Pasquali
Personnel Assistant.....	Harrison Freid

Football Analyst.....Max Multiz
Executive Assistants, Football OperationsAnnie Berger, Irma Gonzalez

ATHLETIC TRAINING

Head Athletic TrainerKyle Johnston
Assistant Athletic TrainersTroy Maurer, Naohisa Inoue

EQUIPMENT

Equipment ManagerJoe Cimino
Assistant Equipment ManagerCharlie Thiele
Equipment AssistantsSteve Guida, Jon Swede

PLAYER PERSONNEL

Director, College ScoutingAdam Engroff
Director, Pro Personnel.....Anthony Hunt
Senior ScoutTerry Bradway
National Scouts.....Ron Brockington, Matt Winston
College ScoutsChris Buford, Chase Leshin, Lenny McGill, JP McGowan,
Grant Wallace
Pro ScoutsMax Gruder, Chris Rossetti, Andy Howell
Coordinator, Player PersonnelMinh Luu
Scouting AssistantJ.P. Correia

SPORTS PERFORMANCE

Director, Sports PerformanceWayne Diesel
Manager, Skills DevelopmentMike Wahle
Coordinator, Sports ScienceAdam Lachance

SUPPORT

Senior Director, Team OperationsScott Bullis
Director, Team SecurityDrew Brooks
Director, Player EngagementKaleb Thornhill
Manager, Team OperationsMatt Langer
Coordinator, Player EngagementYves Batoba
Team SecurityStuart Weinstein

TRAINING FACILITY OPERATIONS

Director, Grounds.....Edwin Lamour
Facility SecurityJohn Nessl
Senior Facility EngineerCraig Ferguson
Assistant Head GroundskeeperMark Mroczkowski
Engineering AssistantFerdinand Titre
Housekeeping.....Hubert Fertil
ReceptionistValerie Tucci

VIDEO

Video DirectorMike Nobler
Assistant Director, VideoDane Chester
Video AssistantsNinno DePatrick, Brian Regan

BUSINESS OPERATIONS

ALUMNI RELATIONS

Manager, Alumni RelationsAna Cook

COMMUNICATIONS

Senior Director, Football CommunicationsMatt Taylor
Senior Manager, Corporate CommunicationsTheresa Garner
Managers, Football CommunicationsBrett Brecheisen, Renzo Sheppard
Coordinator, CommunicationsSydney Wade

COMMUNITY RELATIONS AND YOUTH PROGRAMS

Senior Director, Community Affairs.....Leslie Nixon
Director, Youth Programs and Camps.....RaShauna Hobbs
Senior Manager, Youth Programs and CampsAnn Hake
Manager, Youth ProgramsTroy Drayton
Manager, Community RelationsAshley Gillis
Youth Programs AmbassadorTwan Russell
Coordinator, Special TeamsCallie Newbanks

CONTENT AND CREATIVE

Managing Director, Content and Creative	Surf Melendez
Senior Director, Design and Photography	Jon Willey
Director, Creative and Video	Will Posthumus
Senior Producer.....	Jeff Griffith
Senior Manager, Creative and Photography	Jeff Nguyen
Manager, Video Content.....	Leon Gonzalez
Manager, Creative Production.....	Aryel Rivero
Senior Videographer/Editor	Jordan Sims
Videographers/Editors	Tre Freeman, Tom Frenette, Jim Wolak, Brett Yanick
Video Producer	Logan McCall
Graphic Designer.....	Brandon Moore
Digital Designer	Yuliya Shumilina
Coordinator, Photography	Pete McMahon
Multimedia Host	John Congemi

CORPORATE PARTNERSHIPS

Senior Director, Partnership Activation	Dana Geary
Senior Director, Corporate Partnerships	Ari Mark
Directors, Corporate Partnerships.....	Surena Ebrahimi, Christina Epling
Senior Manager, Corporate Partnerships.....	Ben Bianchi
Senior Manager, Activation and Retention	Brian Saal
Senior Manager, Partnership Activation	Wincy Wong
Manager, Corporate Partnerships	Goyo Perez
Manager, Business Solutions Insights and Analytics	Kelley Newman
Account Managers, Partnership Activation	Allie Chierici, Steve Postma, Rob Woodbury
Coordinators, Partnership Activation	Oskar Cadena, Amanda Cozze, Briana Sanchez
Coordinator, Sales and Client Development	Katie Foreman
Coordinator, Business Solutions Insights and Analytics	Brenda Li

DIGITAL MEDIA

Director, Digital Content	Vince Pannozzo
Editor, Digital and Print Media.....	Scott Stone
Manager, Digital Media	Eric Todoroff
Coordinator, Social Media	Stuart Drew

FINANCE AND ADMINISTRATION

Senior Director, Legal and Government Affairs	Marcus Bach-Armas
Senior Director, Finance Operations	Mike Geraci
Director, Digital and Historical Affairs	Kristin Hingston
Director, Finance and Accounting	Brian Patullo
Senior Manager, Accounting	Dionne Harris
Managers, Accounts Payable	Craig Heil, Karen Khaleel
Coordinator, Legal Affairs	Brandon Briggs
Coordinator, Payroll	Stephanie Burgos
Business Analysts	Jake Levine, Max Segal
Accounts Payable Specialist	Michel Lopez
Senior Accountant.....	Bryce Zimmer
Staff Accountants	Brooks Pery, Jonathan Rego
Executive Assistant, Vice Chairman, President and CEO	Anita Barton
Executive Assistant, Communications, Community and Foundation.....	Gayle Baden
Executive Assistant, Human Resources and Administration.. ..	Katie Bielski
Executive Assistant, Stadium Renovation	Laura Mazzali
Executive Assistant, CCO and CMO	Rebecca Wright

HUMAN RESOURCES

Vice President, Human Resources and Performance Management	Sam Coghill
Senior Director, Human Resources	Jeremy Campos
Manager, Human Resources	Angela Sperbeck

INFORMATION TECHNOLOGY

Senior Director, Football Systems	Alex Corris
Director, Technology Services and Compliance	Joe Curbelo
Director, CRM Systems Development	Ray Pimienta
Director, Broadcast Operations	Tomas Ruiz

Manager, Telecommunications	Juan Basto
Manager, Enterprise Systems	Carlos Olivares
Manager, Broadcast Distribution	Heather Pearson
Business Intelligence Architect	Rao Bandrupalli
Event System, Technical Project Manager.....	Michael Perodeau
Database Architect	Carl Harris
System Administrator	Danny Vazquez
Network Support Specialist	Anthony Igelsias
Broadcast Operations Technicians	Brian Dougherty, Doug Erwin
Network and System Support Technician	Josh Pritzker
Coordinator, Help Desk	Patrick Oliver
Administrative Assistant.....	Keri Seiple

MARKETING

Senior Director, Entertainment and Brand Impact	Dorie Grogan
Director, Marketing	Patrick Arthur
Director, Entertainment and Brand Impact	Katherine Milliken
Senior Manager, Cheerleaders and Military Engagement.....	Jamie Quadrozzi
Manager, Special Events	Christie Bond
Manager, Digital Marketing.....	Alex Parker
Coordinators, Project Management	Cassy Congemi, Karli Kadleck
Coordinator, Events and Entertainment	Kelly Heinle
Coordinator, Marketing.....	Lauren Kelly

MIAMI DOLPHINS FOUNDATION

Director, Business Operations	Amanda Chase
Senior Manager, Operations and Logistics	Will Leahy
Program Managers, Foundation	Jerry Andrew, Erika Favors
Manager, Marketing	Brittany Leahy
Manager, Fundraising	Abbey Sutton
Coordinator, Foundation	Amber Brunson
Coordinator, Operations.....	Pedro Penaherrera

SALES AND MEMBERSHIP SERVICES

Vice President, Ticket Sales and Service.....	Dave Baldwin
Vice President, Marketing Analytics	Ben Roller
Senior Director, Membership and Premium Service	Jamie Weinstein
Director, Ticket Sales	Moni Gerbini
Director, Premium Sales	Ron Hecht
Director, Group and Event Sales	Dave Mack
Director, Membership Services	Kat Malara
Director, Ticket Operations	Kyle Mockler
Senior Manager, Business Development	Brendan Boyle
Senior Manager, Suite Services	Jarett Grushka
Senior Manager, Ticket Operations.....	Wes Serato
Manager, Group Sales.....	Evans Adonis
Manager, Suite Sales	Patrick Berishaj
Manager, Ticket Operations.....	Christina Cathcart
Manager, Ticket Sales Events and Administration	Danielle Marks
Managers, Membership Development.....	Nolan O'Connor, Brandon Plinto
Manager, CRM	Ephraim Perez
Manager, Suite and Luxury Service	Kenny Stolberg
Account Managers, Premium Sales	Dustin Campbell, Nick Gordon, Bobby Meehan, Andre Price, Adam Romano
Account Managers, Event Sales	Shannon Corrigan, Melissa Darusz, Mariela Fuentes
Account Manager, Luxury Membership Services	Kathy Garcia
Sales and Marketing Business Analyst	Drew Lieberman
Senior Account Executives, Group Sales	Thomas Eugene, Todd Rhinehart
Account Executives, Group Sales	Haydon Dotson, Scottie Frisina, Alex Green, Robert Horvitz, Josh Keller, Nick Maldonado, Tim Sozio, Megan Weinberg
Account Executives, Business Development	Philicia Douglas, Carly Furr, Hannah Gordon, Kirsten Hilbert, Ryan Lee, Mitch MacDonald, Riley McMinn, Nathan Medrano, Ellie Melanson, Ryan Messina, Mason Minnich, Cody Musselman, Zac Pallissard, TJ Schepperly

Coordinators, Ticket Operations.....	Kevin Barrington, Sarah Lang
Coordinator, Sales	Alli England
Coordinator, CRM	Raymond Rondez
Senior Membership Services Representative	Marcela Orjuela
Membership Services Representatives	Jackie Bergen, Andrew Duke, John Gandy, Alexa Glover, Kytra Hunter, Bryce Jackson, Lindsey Marlin, Michael McClimans, Allison Rosa, Scott Schneider

HARD ROCK STADIUM

ENGINEERING

Chief Engineer	Rick Schaffer
Assistant Chief Engineer	Todd Ellzey
HVAC Mechanic	Roger Reinsvold
HVAC Technician	Chris Bare
Mechanic	Jason Moody
Electricians	Greg Gastiaburo, Richie Harris
Plumber	Bill Woessner
Maintenance Workers	Simon Blucher, Eugene Raymonvil, Ron Reely, Pete Rizzo

GROUNDS

Head Groundskeeper	Tom Wilson
Assistant Head Groundskeeper	Tim Collins
Groundskeepers	Sergio Canales, Drew Gilmore, Clive Williams

GUEST EXPERIENCE

Vice President, Guest and VIP Services	Bill Galante
Director, Guest Experience	Anthony Mozzicato
Managers, Guest Experience.....	Hayle Krigel, Deandra Saunders
Coordinator, Guest Experience	Carl Decatrel
Guest Experience Specialists	Johany Peralta, Allison Segal

HOUSEKEEPING

Director, Housekeeping	Marcello Essabba
Senior Managers, Housekeeping.....	James Altidor, Fernando Gamburgazio
Managers, Housekeeping	Elena Pasat, David Fabian
Housekeeping Day Supervisor	Derrik Brookins
Administrative Assistant.....	Diane Hidalgo

STADIUM OPERATIONS

Vice President, Stadium Construction	Todd Staley
Senior Director, Security	Joe Cicini
Director, Operations	Frank Losito
Director, Parking	Al Riano
Senior Manager, Stadium Operations	Donald Rubio
Manager, Stadium Security	Joss Cange
Manager, Stadium Operations	Ryan Labell
Office Manager	Heidi Alfassa
Coordinator, Stadium Operations	Morgan Cole
Mail Attendant	Bill Tone
Set-Up Crew Supervisor.....	Tommy Bell
Set-Up Crew	Eddie Brown, Withfield Blucher, Devon Fletcher

CREDITS

The 2018 Miami Dolphins Media Guide was published by Scott Stone and written and edited by Jason Jenkins, Matt Taylor, Theresa Garner, Brett Brecheisen, Renzo Sheppard, Gayle Baden, Sydney Wade, Ryan Murphy and Harvey Greene. Special thanks to the Pro Football Hall of Fame and the Elias Sports Bureau for their help and assistance. Editors Emeritus include Jeff Blumb, "Fudge" Browne, Charlie Callahan, Beano Cook, Michael Farnham, Tom Grimes, Neal Gulkis, Mike Hanson, Dick Horning, Bob Kearney, Seth Levit, Arthur Mickelson, Chip Namias, Hank Nathan, Fitz Ollison, Michael Pehanich, Mike Rathet, Eddie White and Rodney Wood. Photography by Jon Willey, Peter McMahon, Jeff Nguyen, Jose Pineiro and Dave Cross.



STEPHEN ROSS

CHAIRMAN OF THE BOARD / MANAGING GENERAL PARTNER

COLLEGE: MICHIGAN

NFL: 11TH SEASON

DOLPHINS: 11TH SEASON

Stephen M. Ross, Chairman and Founder of Related Companies – an international real estate firm – began his ownership interest in the Miami Dolphins in February of 2008 when he became a 50 percent partner with H. Wayne Huizenga in the team, Hard Rock Stadium and the surrounding developable land. He increased that share to a 95 percent ownership of the team and the stadium on Jan. 20, 2009 and assumed the responsibility of managing general partner of both the Dolphins and the stadium, which culminated one of his long-held dreams; Mr. Ross grew up in South Florida and the Dolphins have been a lifetime passion for him.

Under Mr. Ross' leadership, the Dolphins have become one of the most fan-friendly teams in the National Football League. They have significantly expanded the Miami Dolphins Foundation's presence in the South Florida community with a host of new civic and charitable initiatives. Additionally, Mr. Ross reached a unique agreement with Miami-Dade County in June 2014 to modernize the home stadium of the Miami Dolphins. Phase I of the project was completed in time for the 2015 season and changed every seat in the stadium, rebuilt the concourses on the 100 and 300 levels, moved seats 25-feet closer to the field on the north and south sidelines, introduced five new premium spaces and allowed fans to enjoy improved food, enhanced concourses and 16 new restroom facilities throughout the stadium. For the 2016 season, Hard Rock Stadium installed a state-of-the-art canopy that keeps as many as 92 percent of the spectators in the shade and protected from the rain and four giant high-definition video boards. Unveiled in 2017 were remodeled, modernized suites throughout the stadium offering a more intimate club space on the 200 level with improved amenities and food. Also, Mr. Ross has lived up to his pledge to provide the coaches, support staff and players all of the necessary resources to build a winning team, including a \$10 million renovation to make the club's training facility a state-of-the-art venue that incorporates the latest technology and advances.

Mr. Ross is committed to supporting the community that supports the Dolphins. He has strengthened the reach of the Miami Dolphins Foundation, offering tremendous support in the areas of education, health, volunteerism and youth programs. In May 2013, Mr. Ross pledged to give more than half of his estate to philanthropic causes and charitable organizations, including South Florida-based institutions. The commitment was made through the Giving Pledge, a long-term global initiative created by Warren Buffett and Bill and Melinda Gates that aims to inspire deeper engagement in philanthropy and increase charitable giving globally. As an NFL owner, he is using his platform to harness the unifying power of sport to advance race relations across the country through the establishment of the nonprofit organization Ross Initiative in Sports for Equality (RISE). The nonprofit's efforts have been so impactful, RISE was recognized in 2017 by ESPN's Humanitarian Awards for the Stuart Scott Enspire Award. The award celebrates people who have taken risk and used an innovative approach to helping the disadvantaged through the power of sports. Mr. Ross' efforts through RISE were honored as they personify the ethos of fairness, ethics, respect and fellowship with others.

Mr. Ross graduated from the University of Michigan with a Bachelor of Business Administration degree and from Wayne State University Law School with a Juris Doctor degree. He later received a Master of Laws in Taxation from New York University School of Law. In 2004, the University of Michigan renamed its business school the Stephen M. Ross School of Business at the University of Michigan and in 2011, the school awarded him an honorary Doctor of Laws degree at its commencement.

DIRECTORS




BRUCE BEAL
Vice Chairman/Partner



TOM GARFINKEL
Vice Chairman, President
and CEO



MATT HIGGINS
Vice Chairman



JORGE PEREZ
Vice Chairman



DON SHULA
Vice Chairman

PARTNERS



MARC ANTHONY
Partner



FERGIE
Partner



SERENA WILLIAMS
Partner



VENUS WILLIAMS
Partner



TOM GARFINKEL

VICE CHAIRMAN, PRESIDENT & CHIEF EXECUTIVE OFFICER
COLLEGE: COLORADO
NFL: SIXTH SEASON
DOLPHINS: SIXTH SEASON

Tom Garfinkel serves as vice-chairman, president and chief executive officer of the Miami Dolphins and Hard Rock Stadium. Since his hire, Garfinkel has led the business turnaround of the Dolphins, highlighted by:

- The initiation, creation and execution of a plan to privately fund a more than \$500 million renovation of a 27-year-old stadium.
- The sale of more than \$500 million in future contractually obligated suite and sponsorship income, including the in-house sale of naming rights to “Hard Rock Stadium.”
- Unprecedented ticket sales revenue growth and three years of consecutive regular season sell-outs.
- The creation of an in-house creative content team that resulted in more than 240 million social media video views in 2017, the most in the NFL, as well as five Emmy Awards and two Clio Awards.
- The winning bid for both the 2020 Super Bowl and 2021 College Football Playoff National Championship game at Hard Rock Stadium.
- The highest grossing soccer event in U.S. history in July of 2017 (El Clasico Miami: Real Madrid vs. Barcelona).
- The continuation and growth of the Dolphins Cancer Challenge, which has garnered more than \$25 million to date in donations for Sylvester Comprehensive Cancer Center at the University of Miami; the largest such fundraiser in the NFL.
- The culmination of a partnership with IMG/WME to bring the Miami Open tennis tournament to Hard Rock Stadium in 2019.

His operating experience includes serving as president and chief executive officer of the San Diego Padres, chief operating officer of the Arizona Diamondbacks and executive vice president of Chip Ganassi Racing's NASCAR, IndyCar and Grand-Am racing teams. Prior to working in sports, Garfinkel held different leadership roles in sales, marketing and branding with Miller Brewing Company and Texaco, Inc.

Garfinkel serves on the board of the Dolphins Cancer Challenge, the Steering Committee of the Marjory Stoneman Douglas Victims' Fund, the Gulliver School's Board of Trustees and the Sports Management Advisory Board and Ross School of Business Advisory Board at the University of Michigan.

Garfinkel graduated with a bachelor's degree from the University of Colorado, Boulder, and earned his MBA at the University of Michigan.

Garfinkel and his wife, Allison, live in Coral Gables with their three sons.



Mike Tannenbaum enters his fourth season as the team's executive vice president of football operations after he was named to the role on Jan. 6, 2015. He originally joined the organization as a consultant in August 2014 and has more than 20 years of NFL experience at various levels of NFL personnel departments and front offices.

In his role, Tannenbaum oversees and coordinates the effort of football operations and administration. He works together with General Manager Chris Grier and Head Coach Adam Gase and other senior executives in implementing the philosophy of building a championship caliber football team. In Tannenbaum's first three seasons, he has overseen a successful transition to a new head coach and general manager, and helped the Dolphins earn their first playoff berth in eight years with a 10-6 record in 2016.

Tannenbaum has made several significant trades during his Dolphins tenure. He acquired wide receiver Kenny Stills in 2015 from the New Orleans Saints. Stills led the Dolphins with nine touchdowns and finished third in the NFL with a 17.3 yards per reception average in 2016. Prior to the 2016 NFL draft, Tannenbaum swapped first-round picks with Philadelphia, moving down five spots and adding linebacker Kiko Alonso and cornerback Byron Maxwell. The team used the acquired first-round pick (No. 13 overall) on offensive lineman Laremy Tunsil, successfully adding three starters in exchange for one selection. In 2016, Alonso led the team with 115 tackles (69 solo), Maxwell had more passes defensed (15) than any Dolphins player since 2008 and Tunsil became the first Dolphin to ever start games at both guard and tackle as a rookie.

Tannenbaum has been instrumental in getting long-term contract extensions done with some of the Dolphins' top players. He renegotiated quarterback Ryan Tannehill's contract in 2017 and 2018 as one of the most modest contracts for a starting quarterback in the NFL. Tannenbaum also extended Pro Bowl defensive end Cameron Wake's deal in 2016 and 2017 and reached an extension with Pro Bowl safety Reshad Jones in 2017.

Prior to the Dolphins, Tannenbaum spent two years (2013-14) as an agent and principal at Priority Sports and Entertainment. He spent the previous 16 seasons (1997-2012) in various roles for the New York Jets, including his final seven years (2006-12) as the team's executive vice president and general manager. During his time as general manager, the Jets went to the playoffs three times, won four playoff games and made two AFC Championship game appearances.

Tannenbaum began his tenure in New York as director of player contracts in 1997 and was promoted to assistant general manager and director of pro personnel in 2001. In 2004, he was elevated to the role of assistant general manager and senior vice president of football operations before taking on the role of general manager prior to the 2006 season. Tannenbaum's first draft at the helm as general manager began with the selection of two offensive linemen, making the Jets the first team since the 1975 L.A. Rams to select two offensive linemen in the first round. Both left tackle D'Brickshaw Ferguson, chosen fourth overall, and center Nick Mangold, selected 29th overall, were named to various NFL All-Rookie teams and have since been named to multiple Pro Bowls. That draft class started 47 games in 2006 and helped the Jets advance to the first round of the NFL playoffs with a record of 10-6, a six-win improvement from the 2005 campaign.

In Tannenbaum's second draft as GM, the Jets selected two invaluable additions to their defense. Using

the trade route, they moved up in rounds one and two to select cornerback Darrelle Revis and linebacker David Harris, respectively. Both emerged as starters as rookies. Revis quickly blossomed into a perennial All-Pro and Harris emerged as one of the game's most consistent linebackers. The 2011 draft generated an immediate impact when Tannenbaum selected first-rounder Muhammed Wilkerson, who started all 16 games on the defensive line during his rookie season.

Tannenbaum began his career in the NFL with the New Orleans Saints in 1994 before accepting the position of player personnel assistant with the Cleveland Browns in 1995. He returned to the Saints for the 1996 season as a player personnel assistant prior to joining the Jets in 1997.

A native of Needham, Massachusetts, Tannenbaum earned an accounting degree from the University of Massachusetts-Amherst and graduated cum laude from Tulane University Law School. He also was selected to the NFL General Managers Advisory Committee in 2008 and appointed to the board of directors of the Sports Lawyers Association, while serving as a member of the American Bar Association in the sports and entertainment division.



Chris Grier is entering his 19th season with the Miami Dolphins and third as the club's general manager. Grier was appointed general manager on Jan. 4, 2016 after spending the previous nine years as the team's director of college scouting. He works together with Executive Vice President of Football Operations Mike Tannenbaum and Head Coach Adam Gase to help build a championship-caliber football team. In his role, Grier oversees the draft, both college and pro personnel departments and all scouting efforts.

The 2017 draft saw Grier and his personnel department net several key contributors. The Dolphins finished the season with 10 rookies on the active roster and four more on injured reserve or non-football illness lists. Miami was one of just three teams to play eight rookies on defense and one of just six to have at least four rookies start games on defense. Six undrafted rookie free agents contributed to the team that season. Defensive tackle Davon Godchaux finished his rookie campaign fourth among all NFL defensive linemen with 40 tackles (26 solo), despite being a fifth-round pick.

In his first draft as general manager in 2016, Grier worked with his staff to bring linebacker Kiko Alonso and cornerback Byron Maxwell to Miami in a trade with the Philadelphia Eagles. The deal net the team the 13th pick of the draft, which Grier used to select offensive lineman Laremy Tunsil, who started 14 games as a rookie and became the first offensive lineman in franchise history to start at least one game at both guard and tackle in his rookie year. Alonso went on to start 15 games and lead the team with 115 total tackles (69 solo), ranking No. 9 in the AFC in 2016, while Maxwell started 13 games and had 15 passes defended, the most by a Dolphins player since 2008.

The team also drafted running back Kenyan Drake and wide receiver Jakeem Grant in 2016, who became just the second rookie duo in team history to combine for a kickoff return and punt return for a touchdown in the same season. Cornerback Xavien Howard posted four interceptions in his sophomore season in 2017, including two interceptions of Patriots quarterback Tom Brady on Dec. 11, becoming the first player since Nov. 16, 2014 (Indianapolis' Mike Adams) to pick Brady off twice in the same game.

Grier helped turn more than half the roster over in 2016, as the team entered training camp with more than 45 new players acquired during the offseason. The results were a four-game improvement from the previous season, the fifth-best mark in the NFL. The Dolphins finished 10-6 with a playoff berth, the team's best record and first playoff appearance since 2008.

As the team's director of college scouting (2007-15), Grier was part of a front office that discovered numerous Pro Bowl players. During that time, the Dolphins drafted seven players that have combined for 14 Pro Bowl selections with the team. The list includes tackle Jake Long (2008-10), defensive tackle Paul Soliai (2011), punter Brandon Fields (2013), center Mike Pouncey (2013-15), safety Reshad Jones (2015; 2017), wide receiver Jarvis Landry (2015-17) and running back Jay Ajayi (2016).

Grier also did a good job of finding value late in drafts. Jones was a fifth-round pick in 2010 and was named the team's co-MVP following the 2015 season after he became the first player in team history to record at least 100 tackles, four interceptions and two sacks in a season. Ajayi was also a fifth-round pick (2015) and became the fourth player in NFL history to rush for 200 yards in three games during the same season. Ajayi's 1,272 rushing yards in 2016 were third-most in Dolphins history.

Prior to being the team's director of college scouting, Grier served as an area scout with the club from 2000-02, before being promoted to national scout/assistant director of college scouting in 2003. Miami won the AFC East during his first season with the team.


Grier started with the New England Patriots as an intern in 1994. He joined the club on a full-time basis the following year, and served as a regional scout until joining the Dolphins in 2000. In 1996, Grier was part of a New England staff that won the AFC Championship. He helped scout several players for a Patriots roster that went on to win Super Bowls XXXVI, XXXVIII and XXXIX.

Grier has worked with several of football's most successful coaches and executives throughout his career and that has helped shape his football philosophy. His father, Bobby Grier, is the former vice president of player personnel for the Patriots and recently retired as a senior personnel advisor with the Houston Texans. Chris has also worked with and learned under Pro Football Hall of Famer Bill Parcells, Patriots Head Coach Bill Belichick, Seattle Seahawks Head Coach Pete Carroll and University of Alabama Head Coach Nick Saban.

Grier attended the University of Massachusetts-Amherst where he majored in journalism and played football for two years before injuries ended his career. He spent his final two years there as an undergraduate assistant.

Chris' brother, Michael, played for the Edmonton Oilers, Washington Capitals, San Jose Sharks and Buffalo Sabres of the National Hockey League. He is currently a scout for the Chicago Blackhawks.

A native of Holliston, Mass., Grier resides in Weston with his wife, Paige, and their two sons, Landon and Jackson.



Todd Boyan is the senior vice president of stadium operations, responsible for all aspects of Hard Rock Stadium's operations, including engineering, grounds, housekeeping, operations, parking, security and coordinating event logistics with various local, state and federal governmental agencies.

Boyan came to the Dolphins after nine years as the vice president of operations for the Washington Redskins. Prior to his role with the Redskins, Boyan worked for the Florida Marlins Baseball Club from 1992-1995 in ticketing. He also managed ticket operations for the former Marlins Spring Training site, Space Coast Stadium in Melbourne, when it first opened.

Boyan graduated in 1992 with a bachelor's degree from Georgetown University, where he also played varsity baseball. Boyan and his wife, Christine, live in Plantation with their two children, Rachel and Jack.



CHRIS CLEMENTS

SENIOR VICE PRESIDENT, CHIEF FINANCIAL OFFICER

COLLEGE: NORTHWOOD

NFL: FIFTH SEASON

DOLPHINS: FIFTH SEASON

Chris Clements is in his fifth season with the Dolphins as senior vice president and chief financial officer. He reports directly to Vice Chairman, President & Chief Executive Officer Tom Garfinkel and is responsible for the team and Hard Rock Stadium's accounting, payroll, insurance, treasury, business systems, purchasing operations and business analytics, as well as concessions and merchandise.

Clements joined the Dolphins after working at IMG Worldwide since 1996 in a variety of senior leadership positions, most recently as senior vice president and business unit chief financial officer of several sports segments in Cleveland.

Clements holds a degree in accounting from Northwood University in Midland, Michigan. In 2015, Clements received the Alumni Achievement Award from his alma mater, the highest honor the university bestows upon an alumnus. He and his wife, Sherry, reside in Parkland with their three children, Riley, Ella and Blaine.



JENNIFER JEHN

SR. VICE PRESIDENT, MIAMI DOLPHINS FOUNDATION & DOLPHINS CANCER CHALLENGE

COLLEGE: WISCONSIN

NFL: THIRD SEASON

DOLPHINS: THIRD SEASON

Jennifer Jehn enters her third season as senior vice president of the Miami Dolphins Foundation and the Dolphins Cancer Challenge. In her role, Jehn provides strategic leadership for the foundation and steers it to achieve its full mission and financial objectives.

She joined the Dolphins after serving as the chief executive officer and president of Keep America Beautiful. Prior to joining Keep America Beautiful, Jehn held several leadership positions with News Corporation, including head of consumer marketing and revenue for the Wall Street Journal and senior vice president of marketing & customer experiences for Dow Jones Company. Jehn joined Dow Jones from the New York Post as senior vice president, marketing and digital strategy. She previously held executive leadership positions for startup organizations Fortress Technologies and Liquidmetal Technologies as well as retail organizations Macy's and May Company.

Jehn holds a bachelor's of science degree from the University of Wisconsin.



JASON JENKINS

SENIOR VICE PRESIDENT, COMMUNICATIONS & COMMUNITY AFFAIRS
COLLEGE: TEXAS TECH
NFL: 18TH SEASON
DOLPHINS: 10TH SEASON

Jason Jenkins is in his tenth season with the Miami Dolphins and was named senior vice president, communications and community affairs in January 2015. Jenkins oversees the organization's front-facing brands, including media outreach, public relations, digital and social media and community efforts.

Jenkins previously served as the team's vice president of communications, being named to that position in May 2013. Prior to joining the Dolphins, Jenkins worked in the media relations department for the San Francisco 49ers, as well as served as the associate athletic director at Texas Southern University from 1999-2002 and as athletic sales and promotion manager and sports communications assistant at Lehigh University from 1997-99.

A native of Houston, Jenkins earned his bachelor's degree in 1997 in broadcast journalism from Texas Tech University. In 2017, Jenkins was selected by faculty and alumni as an Outstanding Alumni Award winner. He served as commencement speaker for the 2018 Texas Tech graduating class.

He resides in Coral Springs with his wife, Elizabeth, and their three children, Liya, Aiden and Sloane.



TODD KLINE

SENIOR VICE PRESIDENT, CHIEF COMMERCIAL OFFICER
COLLEGE: MARYLAND
NFL: FOURTH SEASON
DOLPHINS: FOURTH SEASON

Todd Kline enters his fourth season with the Miami Dolphins as senior vice president, chief commercial officer. In his role, Kline oversees all sponsorship revenue and activation for the Dolphins.

Kline came to the Dolphins after serving as the senior vice president of partnership and media sales for AEG Global Partnerships. Prior to his time with AEG, Kline served as the senior corporate marketing manager for the NFL Players Association and an account director at GroupM ESP.

He received his bachelor's degree in business management from the University of Maryland and a master's degree in marketing at Johns Hopkins University.



NAT MOORE

SENIOR VICE PRESIDENT, SPECIAL PROJECTS & ALUMNI RELATIONS
COLLEGE: FLORIDA
NFL: 26TH SEASON
DOLPHINS: 26TH SEASON

Longtime Miami Dolphins player and executive Nat Moore is entering his seventh season as senior vice president of special projects and alumni relations, after being named to the position on April 1, 2012. Moore oversees the Dolphins alumni activities and, in an expanded senior advisory role, works closely with Dolphins Vice Chairman, President & Chief Executive Officer Tom Garfinkel on a variety of special projects.

One of the most celebrated players in Dolphins history, Moore played in Super Bowls XVII and XIX. Establishing a positive reputation on and off the field led Moore to be named the Dolphins' 1984 NFL "Man of the Year," and earned him the 1985 Byron White Humanitarian Award for his service to his team, community and country. In 1987, Dolphins Founder Joe Robbie renamed the Dolphins' community service award to The Nat Moore Community Service Award.

Moore graduated from the University of Florida with a degree in education. He resides in Miami with his wife, Pat.



MYLES PISTORIUS

SENIOR VICE PRESIDENT, GENERAL COUNSEL
COLLEGE: RUTGERS
NFL: FOURTH SEASON
DOLPHINS: FOURTH SEASON

Myles Pistorius enters his fourth season with the Miami Dolphins as senior vice president and general counsel. In his role, Pistorius is responsible for oversight of all legal matters related to the Miami Dolphins and Hard Rock Stadium.

Pistorius joined the Dolphins after 15 years at the National Basketball Association where he last served as senior vice president of business affairs & content. Prior to that, Pistorius was senior vice president of legal & business affairs at the NBA.

Pistorius started his legal career as a corporate associate with the law firm of Simpson Thatcher & Bartlett in New York City. He received his Juris Doctor from Columbia Law School, and a bachelor of arts degree with honors in political science from Rutgers University.

Pistorius resides in Parkland with his wife, Robin, and their three children.



JEREMY WALLS

SENIOR VICE PRESIDENT, CHIEF MARKETING OFFICER
COLLEGE: MOUNT VERNON NAZARENE
NFL: SIXTH SEASON
DOLPHINS: SIXTH SEASON

Jeremy Walls is in his sixth season with the Miami Dolphins and third as the team's senior vice president and chief marketing officer after being named to the position in January 2015. In his role, Walls leads the team's ticket sales and operations, member services, suites, CRM, marketing, brand, creative, video, tour/event space business, in-stadium guest experience and in-game entertainment efforts. He previously served within the organization as the Dolphins chief revenue officer.

Walls previously worked with the San Diego Padres as vice president of ticket sales, service and operations. He also has held roles as the director of team marketing and business operations (TMBO) for the National Basketball Association, director of groups, suites and inside sales for the Arizona Diamondbacks and a group sales manager with the NBA's Phoenix Suns.

In May 2017, the SportsBusiness Journal honored Walls as a member of its esteemed Forty under 40 class, a tribute to some of the best and brightest executives under the age of 40.

Walls has a degree in sports management from Mount Vernon Nazarene University. He and his wife, Maile, live in Plantation with their daughter, Kaelin, and son, Kostner.



DAVE BALDWIN

VICE PRESIDENT, TICKET SALES & SERVICE
COLLEGE: AQUINAS COLLEGE
NFL: SIXTH SEASON
DOLPHINS: SIXTH SEASON

Dave Baldwin is entering his sixth season with the Miami Dolphins, and second as vice president of ticket sales and service, reporting directly to Senior Vice President & Chief Marketing Officer Jeremy Walls. In his role, he is responsible for overseeing all aspects of the Dolphins ticket sales, suites and service.

Prior to joining the Dolphins, Baldwin served as director of new business development with the NBA's Phoenix Suns and WNBA's Phoenix Mercury. He started his career with the Atlanta Hawks and Thrashers.

Baldwin received his degree in business administration/sports management from Aquinas College where he was a member of the men's basketball team. He is currently pursuing his MBA from the University of Miami and resides in Sunrise with his wife, Mary.



SAM COGHILL

VICE PRESIDENT, HUMAN RESOURCES & PERFORMANCE MANAGEMENT

COLLEGE: INDIANA

NFL: THIRD SEASON

DOLPHINS: THIRD SEASON

Sam Coghill is entering her third season with the Miami Dolphins and second as vice president of human resources and performance management. Reporting directly to Dolphins Vice Chairman, President & CEO Tom Garfinkel, Coghill leads the department responsible for curating a high-performance culture with heart through talent evaluation and development, as well as establishing processes that incent, measure and drive performance.

Prior to her current role, Coghill drove revenue through corporate partnerships for Chicago-based W Partners, the Chicago Cubs and Atlanta Braves. She also worked in Minor League Baseball, including time with the Buffalo Bison and Indianapolis Indians and the NHL's Atlanta Thrashers.

Coghill is a graduate of Indiana University Bloomington with a degree in kinesiology - sport communication. She resides in Parkland with her husband, Jeff Carr, and their three children, Halle, Hunter and Cameron.



BILL GALANTE

VICE PRESIDENT, GUEST & VIP SERVICES

COLLEGE: ST. MARY'S

NFL: 25TH SEASON

DOLPHINS: 25TH SEASON

Bill Galante is in his 25th season with the Miami Dolphins and his second as vice president of guest experience and VIP services. In his role, he oversees the guest experience department, ensuring all visitors coming into Hard Rock Stadium have a seamless and enjoyable experience.

Prior to his current role, Galante served as senior vice president of operations of the team's training facility in Davie. Galante spent his first six years in Miami overseeing the stadium's ticket sales, including serving as vice president of ticket sales and operations.

Galante graduated from St. Mary's University in Winona, Minnesota with a degree in marketing & management. He is a member of the Nova Southeastern University MBA Sport Revenue Generation Advisory Board. Galante is a resident of the city of Ft. Lauderdale.



BEN ROLLER

VICE PRESIDENT, MARKETING ANALYTICS

COLLEGE: POINT LOMA NAZARENE

NFL: FOURTH SEASON

DOLPHINS: FOURTH SEASON

Ben Roller is in his fourth year with the Miami Dolphins and first year as vice president of marketing analytics. In this role, he oversees sales and marketing analytics, ticket operations and customer relationship management (CRM). Roller previously served as the Dolphins senior director of sales and marketing research and analytics.

Before moving to South Florida in 2014, Roller spent 12 years with the San Diego Padres as director of CRM and ticket analytics, CRM manager and ticket operations manager.

Roller has attended degree in business management from Point Loma Nazarene University in San Diego. He resides in Plantation with his wife, Molly, and their two children, Tyler and Lorelei.



TODD STALEY

VICE PRESIDENT, STADIUM CONSTRUCTION

COLLEGE: CINCINNATI

NFL: SECOND SEASON

DOLPHINS: SECOND SEASON

Todd Staley is entering his second season with the Miami Dolphins as vice president of stadium construction. Reporting directly to Dolphins Vice Chairman, President & CEO Tom Garfinkel, Staley leads the department responsible for construction renovations and new project construction.

Prior to his current role, Staley held development jobs in construction, design, and budget management with firms including Jones Lang LaSalle in Atlanta, Keo International Consultants in Doha, Qatar, Lendlease Corporation in Abu Dhabi and served as principal for the International Development Partners.

Staley is a graduate of the University of Cincinnati with a degree in construction management. He resides in Davie with his wife, Diane.



DAN MARINO

SPECIAL ASSISTANT TO THE VICE CHAIRMAN, PRESIDENT & CEO

COLLEGE: PITTSBURGH

NFL: 22ND SEASON

DOLPHINS: 22ND SEASON

Dan Marino is entering his fifth season in a front office capacity with the Dolphins after Chairman of the Board and Managing General Partner Stephen Ross named him the team's special advisor on August 24, 2014. In his role, Marino works in a variety of different capacities throughout all facets of the organization.

The most decorated player in team history, Marino spent his entire 17-year playing career with the Dolphins. He played in 242 games (240 starts) and was 4,967-of-8,358 (59.4 percent) passing for 61,361 yards, 420 touchdowns and 252 interceptions for an 86.4 passing efficiency rating. Marino holds 28 Dolphins regular season team records (40 overall, including playoffs) and is tied for two others (three, including playoffs). At the time of his retirement, Marino held 25 NFL regular season records and was tied for five others. He was elected to the Pro Football Hall of Fame on Feb. 5, 2005 and enshrined on Aug. 7, 2005. Marino's No. 13 jersey became the second Dolphins' uniform number to be retired, on Sunday, Sept. 17, 2000, at halftime of the Dolphins-Baltimore Ravens game, where he was inducted into the Dolphins Honor Roll. He was also a charter inductee in the Dolphins Walk of Fame on Dec. 4, 2011. Additionally, in 2015 he was voted as one of the Dolphins' all-time top 50 players as part of the franchise's 50th season celebration.

A native of Pittsburgh, Marino graduated from the University of Pittsburgh with his degree in communications. He received an Honorary Doctorate Degree in broadcast journalism from Pitt in 2008.


Marino and his wife, Claire, have six children, Daniel Charles, Michael Joseph, Joseph Donald, Alexandra Claire, Niki Lin, and Lia, and reside in Weston.

A complete bio of Marino can be found in the Hall of Fame section of the media guide.


THREE DOLPHINS NAMED NFL MAN OF THE YEAR

The NFL's Man of the Year award is the highest off-the-field honor attainable by an NFL player. It recognizes players for their excellence both on the field and in their communities.

Center Dwight Stephenson (1985), quarterback Dan Marino (1998) and defensive end Jason Taylor (2007) have each won the award while playing for the Dolphins. Miami is one of only seven teams to have three or more of its players receive the honor since it was instituted by the league in 1970. Kansas City and Chicago have had five players win the award, Pittsburgh and San Diego both have had four players, while Miami, Dallas and Cincinnati each boast three award winners.



Dwight Stephenson




Dan Marino



Jason Taylor

COACHING STAFF



ADAM GASE

HEAD COACH
COLLEGE: MICHIGAN STATE
NFL: 16TH SEASON
DOLPHINS: THIRD SEASON

Adam Gase was named the 12th head coach in Miami Dolphins history on Jan. 9, 2016. He holds a 16-16 record (.500) after his first two seasons as head coach.

As Miami's offensive play-caller, Gase helped engineer some memorable come-from-behind victories in 2017. In Week 6, the Dolphins overcame a 17-0 second-half deficit on the road against Atlanta, the defending NFC champions. The comeback was the team's largest since overcoming a 21-point deficit in 2005 and the team's largest road comeback win since the "Fake Spike" game in 1994. The following week, the Dolphins overcame a 14-point fourth-quarter deficit to defeat the New York Jets. Gase also helped running back Kenyan Drake lead the NFL in rushing with 444 yards during the final five weeks of the season.

In just his first season as an NFL head coach in 2016, Gase directed the Dolphins to a 10-6 record and playoff berth, the team's best record and first playoff appearance since 2008. Miami turned its season around with a six-game winning streak following a 1-4 start. The streak was the team's longest since 2005 and marked just the second time a coach other than Don Shula led the team to six straight regular season wins. From Week 6 through the end of the season, the team was third in the NFL in rushing offense (132.9 yards per game), tied for third in sacks allowed (13), tied for fourth in takeaways (21) and 11th in scoring offense (25.0 points per game). Halftime adjustments were also key to the team's improvement. The Dolphins finished the 2016 season with a +46 point differential after halftime, which ranked No. 8 in the NFL. The team outscored its opponents by a total of 221-175 after the break, including overtime wins vs. Cleveland (9/25) and at Buffalo (12/24).

With Gase directing the offense, quarterback Ryan Tannehill posted the most efficient season of his five-year NFL career, despite being lost to a season-ending injury in Week 14. Tannehill completed 261-of-389 passes (67.1 pct.) for 2,995 yards and 19 touchdowns. His 93.5 quarterback rating, 7.7 yards per attempt and 67.1 completion percentage were all career highs. Tannehill completed a 50-plus-yard pass in seven of his 13 games, which tied for the NFL lead. Tannehill and quarterback Matt Moore finished first and second in the NFL in highest red zone passer rating (min. six attempts), with Tannehill posting a 119.7 mark and Moore finishing second at 118.8.

In 2015, Gase was the offensive coordinator for the Chicago Bears. Under Gase, the Bears implemented a balanced offensive attack that improved the team's rushing totals from No. 27 in the season before Gase arrived in Chicago to No. 11 in 2015, as the unit averaged 25.6 more rushing yards per game. Bears quarterback Jay Cutler finished the 2015 season with the highest passer rating (92.3) of his career. Cutler also threw seven fewer interceptions than the previous season and his interception rate of 2.3 percent was the best showing of his career for a season where he played at least 12 games. In addition, Cutler's yards per attempt increased by 0.8, the second-largest one-year increase in his career.

Prior to joining the Bears, Gase spent six seasons (2009-14) with the Denver Broncos, during which the team compiled a 58-38 (.604) regular-season record, won four AFC West titles, three playoff games and an AFC Championship, including a trip to Super Bowl XLVIII.

While Gase was the Denver Broncos' offensive coordinator in 2013 and 2014, the Broncos led the NFL in scoring offense (34.0 points per game), total offense (430.1 yards per game) and passing offense (315.8 yards per game). During his two seasons as coordinator, seven players from the Broncos offense were named to the Pro Bowl: running back C.J. Anderson (2014), tackle Ryan Clady (2014), quarterback Peyton Manning (2013-14), wide receiver Emmanuel Sanders (2014), wide receiver Demaryius Thomas (2013-14), tight end Julius Thomas (2013-14) and guard Louis Vasquez (2013).

In 2014, the Broncos finished 12-4, winning the AFC West and earning a bye in the first round of the playoffs. Gase helped Denver finish second in scoring, averaging 30.1 points per contest. Manning continued his excellence, completing 66.2 percent of his passes and passing for 4,727 yards and 39 touchdowns. He

set the NFL's career passing touchdown record on Oct. 19, 2014 against San Francisco. Demaryius Thomas broke the franchise's single-season receiving record with 1,619 receiving yards. He finished the year with 111 receptions, second in the league and a career high. Wide receiver Emmanuel Sanders also set career highs in both receptions (101) and receiving yards (1,404), ranking No. 5 in the NFL in both categories. Running back C.J. Anderson, who entered the 2014 season with just seven career carries, was instrumental in helping Denver finish the season strong. In the final seven games of the regular season, Anderson carried the ball 140 times for 648 yards (4.6 avg.) and eight touchdowns as the Broncos won five of their last seven contests. He became the first Denver running back since 2004 to rush for 150-plus yards in consecutive games.

In 2013, Gase's first as offensive coordinator, the Broncos set NFL records in both points (606) and touchdowns (76) and Denver's scoring output increased by 7.8 points per game. The Broncos totaled 59.4 yards per game more than they did in 2012 and led the NFL with 5,444 passing yards and 55 passing touchdowns. The explosive offense helped Denver finish the regular season 13-3, winning the AFC West and earning the top seed in the AFC playoffs, where the Broncos won the conference title and played in Super Bowl XLVIII.

In addition to setting NFL team records, Gase also helped Manning have the most prolific season of any quarterback in NFL history. Manning's 5,477 passing yards and 55 passing touchdowns were both NFL records that still stand today. Manning earned his fifth NFL MVP award and also was honored as the Maxwell Club Player of the Year and AP Offensive Player of the Year.

In total, the Broncos set or tied 12 NFL offense and scoring records in the 2013 season with Gase as offensive coordinator: points (606), touchdowns (76), players with 10 or more touchdowns (5), passing first downs (293), games with 50-plus points (3), points in the second half (318), individual passing yards (Manning, 5,477), individual passing touchdowns (Manning, 55), most four-touchdown passing games (Manning, 9), most two-touchdown passing games (Manning, 15), most 400-yard passing games (Peyton Manning, 4) and most 90-plus passer rating games (Manning, 15).

The 2013 Broncos were one of just four teams in the previous five seasons (2011-15) to have two 1,000-yard receivers and a 1,000-yard rusher. Wide receiver Demaryius Thomas was fourth in the NFL with 1,430 receiving yards, while fellow receiver Eric Decker ranked No. 9 with 1,288. Running back Knowshon Moreno rushed for 1,038 yards and 10 touchdowns. Denver became the only team in NFL history to have four players catch 10 or more touchdown passes in the same season. Demaryius Thomas led the way with 14 touchdown grabs, tight end Julius Thomas was second with 12, Decker finished with 11 and wide receiver Wes Welker totaled 10 touchdown receptions.

Gase served as Denver's quarterbacks coach from 2011-12. Manning joined the team in 2012 following 14 seasons with the Indianapolis Colts, including a 2011 campaign that he missed due to injury. With Gase as his position coach in 2012, Manning was wildly successful, finishing second in the league in passer rating (105.8), third in passing touchdowns (37) and sixth in passing yards (4,659). He earned the AP NFL Comeback Player of the Year award and was runner-up for NFL MVP. The Broncos won the AFC West with a 13-3 mark and finished the season on an 11-game winning streak. The team's passing offense was fifth in the NFL (283.4 yards per game) and the club finished second in scoring (30.1 points per game) and fourth in total offense (397.9 yards per game).

In 2011, Gase worked with quarterbacks Kyle Orton and Tim Tebow, helping lead the Broncos to the AFC West crown and a Wild Card playoff victory. Tebow rushed for 660 yards, the most by a quarterback in franchise history and 12th-most by an NFL quarterback ever. He also rushed for six touchdowns.

Gase joined the Broncos in 2009 as the wide receivers coach, a position he held for two seasons.

In 2010, he helped wide receiver Brandon Lloyd earn a Pro Bowl invitation after he led the league in receiving with 1,448 yards and 11 touchdowns. It was the first time a Broncos player had ever led the league in receiving yards. The 1,448 yards were 482 more than Lloyd recorded in any other season throughout his 11-year NFL career. He joined Brett Perriman (Detroit, 1995) as the only two players in NFL history to record their first 1,400-yard campaign in their eighth season or later.

Gase coached another Pro Bowl wide receiver in 2009 when Brandon Marshall caught 101 passes for 1,120 yards (11.1 avg.) and 10 touchdowns. The 101 receptions were the fourth-highest mark in the league and the Pro Bowl selection was Marshall's second of his young career. Marshall set a single-game NFL record with 21 receptions against Indianapolis on Dec. 13, 2009.

Gase spent the 2008 season as an offensive assistant for the San Francisco 49ers.

Prior to San Francisco, Gase held several roles for five seasons (2003-07) with the Detroit Lions. He coached the Lions' quarterbacks in 2007, working with quarterback Jon Kitna in one of the finest seasons of his career. Kitna passed for 4,068 yards, the second-most in his 14-year NFL career, and 18 touchdowns. His 4,068 passing yards ranked No. 6 in the NFL and he finished fifth with 355 completions.

Gase was an offensive quality control coach for the Lions in 2006. He began his NFL career as a scouting/coaching assistant for the Lions, a role he held from 2003 to 2005.

Gase began his coaching career as a defensive graduate assistant at LSU in 2000. He spent the following two seasons on the recruiting staff for Head Coach Nick Saban, winning a Southeastern Conference championship in 2001 and helping recruit a group of players that won the BCS National Championship in 2003.

He and his wife, Jennifer, have a daughter, McKenzie, and two sons, A.J. and Wyatt.

ADAM GASE'S COACHING CAREER

2000-02	Louisiana State	Graduate Assistant (2000) Recruiting Assistant (2001-02)
2003-07	Detroit Lions	Scouting/Coaching Assistant (2003-05) Offensive Quality Control (2006) Quarterbacks Coach (2007)
2008	San Francisco 49ers	Offensive Assistant
2009-14	Denver Broncos	Wide Receivers Coach (2009-10) Quarterbacks Coach (2011-12) Offensive Coordinator (2013-14)
2015	Chicago Bears	Offensive Coordinator
2016-present	Miami Dolphins	Head Coach



JIM ARTHUR

ASSISTANT STRENGTH & CONDITIONING

COLLEGE: SPRINGFIELD COLLEGE

NFL: 17TH SEASON

DOLPHINS: THIRD SEASON

Jim Arthur enters his 17th NFL season and third with the Miami Dolphins after he was named assistant strength and conditioning coach on Jan. 25, 2016. In his first season with the team, Arthur helped the Dolphins win 10 games and earn their first playoff berth since 2008.

Arthur worked 11 seasons (2005-15) with the strength and conditioning staff of the Chicago Bears, including seven as the team's strength and conditioning coach (2008-14). During his tenure, the Bears won the NFC in 2006 and advanced to the NFC Championship Game in 2010.

Prior to Chicago, Arthur spent three years as a strength and conditioning assistant with the Buffalo Bills, where he first worked with his mentor, Rusty Jones. He also interned at Louisiana Tech during the summer of 2001 and at Boston College while finishing his master's degree in 2002.

Arthur began his coaching career at his alma mater, Springfield College, working as a student assistant until his graduation in 2000. He was also a graduate assistant for two seasons, where he earned his master's degree in applied exercise science in 2002.

A native of Cheshire, Conn., Arthur and his wife, Kendra, have a son, Rhett.

JIM ARTHUR'S COACHING CAREER

2000-01	Springfield College	Graduate Assistant
2002-04	Buffalo Bills	Strength and Conditioning Assistant Coach
2005-15	Chicago Bears	Assistant Strength and Conditioning Coach (2005-07; 2015) Strength and Conditioning Coach (2008-14)
2016-present	Miami Dolphins	Assistant Strength and Conditioning Coach

DON SHULA'S COACHING LONGEVITY

Former Dolphins Head Coach Don Shula was one of only five coaches in NFL history to have coached the same team for 20 or more consecutive seasons. Shula (1970-95) completed 26 seasons with the Dolphins. Green Bay's Curley Lambeau (1921-49) and Dallas' Tom Landry (1960-88) share the record with 29 seasons each, while Pittsburgh's Chuck Noll (1969-91) and the N.Y. Giants' Steve Owen (1931-53) coached 23 years with their teams.



CHARLIE BULLEN

ASSISTANT LINEBACKERS

COLLEGE: IOWA

NFL: SEVENTH SEASON

DOLPHINS: SEVENTH SEASON

Charlie Bullen enters his seventh season with the Dolphins and third as the team's assistant linebackers coach, having been named to the position on Jan. 25, 2016. Bullen originally joined the organization as the team's defensive assistant on Feb. 10, 2012. He also served three seasons as the team's assistant defensive line coach (2013-15).

In 2017, Bullen's unit was forced to use five different starting linebackers, including an undrafted rookie free agent (Chase Allen) in the season opener. Linebacker Kiko Alonso was 14th in the NFL and eighth in the AFC with 115 total tackles (79 solo).

In his first season as assistant linebackers coach in 2016, Alonso's 115 total stops (69 solo) were ninth in the AFC and led the team. Alonso also had a game-winning interception return for a touchdown in Week 10 at San Diego to give the Dolphins a 31-24 lead with 1:01 to play, the latest interception return for a touchdown to win a game for the Dolphins since at least 1991. Alonso also became the first Dolphins linebacker since at least 1993 to intercept a pass and recover a fumble in the same game in Week 12 vs. San Francisco. Bullen was part of a defensive staff that helped the Dolphins finish fourth in the NFL in third-down conversion percentage (36.2 pct.) in 2016. Miami won nine of its final 11 games, posting 11 takeaways which tied for fourth in the NFL during that span. The timely stops and takeaways helped the Dolphins finish 10-6 and earn a playoff berth for the first time since 2008.

As a defensive line assistant from 2013-15, Bullen helped defensive ends Cameron Wake (27.0) and Olivier Vernon (25.5) both rank among the NFL's top 20 players in total sacks during that period. Miami was the only NFL team to have two players among the top 20 in sacks in those three seasons. As a team, the Dolphins ranked in the top half of the NFL with 154 sacks in the four seasons that Bullen worked with the defensive line.

In 2015, Bullen helped Wake join Julius Peppers as the only two players in the NFL to total seven-plus sacks in each of the previous six seasons (2011-15). Wake accomplished the feat despite playing in just seven games in 2015 due to injury. Wake also totaled four sacks in a win at Tennessee (10/18), tying for the fifth-most sacks in a single game in team history. Miami joined Chicago, New England and Philadelphia as one of just four teams in the NFL to have three players record at least six sacks in the 2015 campaign (Vernon, 7.5; Wake, 7.0; Ndamukong Suh, 6.0).

Bullen assisted with a defensive line that accounted for 30.5 of the team's 39 sacks in 2014. Leading the pass rush was defensive end Cameron Wake, who finished the season with 11.5 sacks and earned his fourth trip to the Pro Bowl. Along with Wake, fellow defensive end Olivier Vernon added 6.5 sacks, bringing his career total to 21.5 sacks, tied for the second-most sacks by a player in their first three NFL seasons with the Dolphins.

In 2013, Bullen helped guide a unit that contributed 34 of the defense's 42 sacks which was the third-consecutive season that the defense had recorded 40-plus sacks and marked the first time in team history the team had accomplished this feat in three straight seasons. Additionally, the Dolphins were one of only four NFL teams to record 40 or more sacks in each of the 2011-13 seasons. Wake earned his third Pro Bowl nod in 2013 with 8.5 sacks and Vernon notched a team-high 11.5 sacks.

Bullen assisted a defense that finished seventh in the NFL and third in the AFC in points allowed per game (19.8) in 2012. The defense's 42.6 percent of red zone touchdowns allowed was the lowest figure in the NFL. Bullen spent a lot of time helping the defensive line, which featured two players who were selected to the Pro Bowl, Wake and Randy Starks. Wake ranked No. 3 in the AFC and No. 4 in the NFL with 15 sacks and that total also tied for the sixth-highest single-season sack total in Dolphins history.

Prior to Miami, Bullen spent the 2009-11 seasons as a graduate assistant coach at the University of Iowa working with the defensive backs. Bullen also served as a student assistant for two seasons (2007-08), working with the Hawkeye quarterbacks while completing work towards his bachelor's degree.

Bullen served as a volunteer assistant coach at Iowa City High School in 2006, working with the quarterbacks.

Prior to attending Iowa, Bullen played quarterback at Harper College (Ill.) and St. Norbert College (Wis.). Bullen earned his bachelor's degree in finance in 2008 and a master's degree in sports management from the University of Iowa in 2011.

Bullen, along with the Dolphins' defensive linemen, participated in the "All-Community Team" program under the group name "First Line of Defense." As part of the program, Bullen and the defensive line purchased tickets, food vouchers, T-shirts and parking to each of the team's regular season home games and donated them to a charitable organization.

A member of the American Football Coaches Association, Bullen is a native of Palatine, Illinois. He and his wife, Megan, have two daughters, Elle and Berkley, and reside in Davie.

CHARLIE BULLEN'S COACHING CAREER

2007-11	University of Iowa	Student Assistant (2007-08) Graduate Assistant Coach (2009-11)
2012-present	Miami Dolphins	Defensive Assistant Coach (2012) Assistant Defensive Line Coach (2013-15) Assistant Linebackers Coach (2016-present)



Matt Burke enters his third season with the Miami Dolphins and second as defensive coordinator after he was promoted on Jan. 12, 2017. Burke originally joined the staff as linebackers coach on Jan. 12, 2016.

In Burke's first season as defensive coordinator in 2017, he helped the unit improve in several key categories. Miami's total defense went from 29th in the league in 2016 to 16th in 2017, allowing 46.9 yards less per game. The Dolphins made significant improvements stopping the run, moving from 30th in the league to 14th by allowing 29.9 fewer rushing yards per game. Miami was 11th in third-down defense (36.9 percent) and did not allow New England to convert a third down for the first time in the Tom Brady/Bill Belichick era in the Dolphins' win on Dec. 11. Safety Reshad Jones led all NFL safeties with 122 total tackles (94 solo), was the only NFL player with two fumble recoveries for touchdowns and earned a Pro Bowl selection. Defensive end Cameron Wake recorded 10.5 sacks, becoming the 12th player in NFL history (since 1982) and just the fourth in the previous 15 years (2003-17) to record double-digit sacks at the age of 35 or older.

With Burke overseeing the linebackers in 2016, the Dolphins won six consecutive games to bounce back after a 1-4 start. The six-game winning streak was the team's longest since 2005. In Miami's final 11 games, the team went 9-2 and a big part of its success was an opportunistic defense. Burke helped the team generate 21 turnovers during those 11 games, tied for fourth in the NFL during that span. It was the Dolphins' most successful season since 2008, posting 10 wins and earning a playoff berth. Burke helped linebacker Kiko Alonso lead the team and finish ninth in the AFC with 115 tackles (69 solo). Alonso made several critical plays, including a game-winning 60-yard interception return at San Diego with 1:01 remaining. It was the latest game-winning interception return by the Dolphins since at least 1991. Alonso also became the first Dolphins linebacker since at least 1993 to intercept a pass and recover a fumble in the same game in Week 12 vs. San Francisco.

Prior to Miami, Burke spent the previous seven years as an NFL linebackers coach, working with the position group in Cincinnati (2014-15) and Detroit (2009-13). He also spent five years with the Tennessee Titans, where he served as an administrative assistant (2004-05) and defensive assistant/quality control coach (2006-08).

In 2015, the Bengals had the second-best scoring defense (17.4 points per game) in the NFL. The defense forced 28 turnovers, tied for sixth in the league. Linebacker Vincent Rey posted the two most productive seasons of his career under Burke, recording 95 stops (62 solo), one sack, one interception and five passes defended in 2015. Thrust into a starting role due to injuries in 2014, Rey totaled a team-high 121 tackles (61 solo) and five passes defended that season.

The Bengals missed middle linebacker Rey Mauluga during the first half of the 2014 season, but once he returned during the final seven games of the season, Cincinnati surrendered just 82.0 rushing yards per contest, the second-best mark in the NFL.

Burke came to Cincinnati from the Lions, where he spent five seasons as the linebackers coach. In 2013, he helped lead a Lions defense that ranked No. 6 in the NFL against the run. Linebacker DeAndre Levy was

tied for second in the NFL in interceptions (6), becoming only the third linebacker in Lions history with six-plus interceptions and the first since 1958. The Lions held opponents to 30.3 percent on third downs, the lowest conversion rate in the league, and were second in red-zone touchdown percentage (38.1) in 2013. The defense went 37 straight quarters without allowing a rushing touchdown, breaking a club record from 1934. The Lions became the first NFL team since 1933 to allow 62 or fewer rushing yards in six consecutive games without allowing a rushing touchdown. In 2011, Detroit won 10 games and earned a playoff berth for the first time since 1999.

Burke spent five years (2004-08) with the Tennessee Titans as an administrative assistant and defensive assistant. He worked primarily with linebackers in 2008 when the Titans posted a 13-3 mark, the best record in the NFL and tied for the winningest season in franchise history. Burke also spent time coaching at Harvard (2003), Boston College (2002-03) and Bridgton Academy (1998-99) in Maine.

A native of Hudson, Massachusetts, Burke played safety at Dartmouth. He was part of an undefeated Ivy League championship team in 1996.

MATT BURKE'S COACHING CAREER

1998-99	Bridgton Academy (North Bridgton, Maine)	Secondary Coach
2000-02	Boston College	Graduate Assistant
2003	Harvard	Assistant Secondary/Cornerbacks Coach
2004-08	Tennessee Titans	Administrative Assistant (2004-05) Defensive Assistant/Quality Control Coach (2006-08)
2009-13	Detroit Lions	Linebackers Coach
2014-15	Cincinnati Bengals	Linebackers Coach
2016-present	Miami Dolphins	Linebackers Coach (2016) Defensive Coordinator (2017-present)



FRANK BUSH

ASSISTANT HEAD COACH / LINEBACKERS
 COLLEGE: NORTH CAROLINA STATE
 NFL: 35TH SEASON
 DOLPHINS: SECOND SEASON

Frank Bush is in his second season with the Miami Dolphins after he was named assistant head coach/linebackers on Jan. 19, 2017.

Bush has 34 years of NFL experience including 27 years as a coach, five years as a scout and two years as a player. During that time, he spent two years as a defensive coordinator (Houston; 2009-10) and one season as an assistant head coach (Arizona; 2006) while he has primarily focused on the linebacker unit, the same position he played in college and the NFL.

In his first season with the Dolphins, Bush oversaw a linebacker unit that had many moving parts with five different starters, including an undrafted rookie free agent (Chase Allen) starting the season opener. Kiko Alonso was eighth in the AFC and 14th in the NFL with 115 total tackles (79 solo).

Bush spent the previous four years (2013-16) as the linebackers coach for the St. Louis/Los Angeles Rams. He helped groom the team's leading tackler in three of his four seasons with the Rams. In 2013, Bush guided a unit that had three of its six players in their first NFL season. Rookie Alec Ogletree led the team with 119 tackles (95 solo) and his six forced fumbles was tied for third in the NFL.

From 2011-12, Bush coached the linebackers for Tennessee. Prior to that, he spent four seasons (2007-10) with the Houston Texans, including two (2009-10) as defensive coordinator.

As defensive coordinator, Bush helped the Texans establish new franchise lows for fewest points allowed per game (20.8) and yards allowed per game (324.9) in 2009. In both 2009 and 2010, Houston allowed the two lowest rushing yardage totals in their franchise's history. Additionally, linebacker Brian Cushing earned Defensive Rookie of the Year honors in 2009.

Bush was the linebackers coach (2004-05) and assistant head coach/linebackers (2006) in Arizona and helped the team make a significant defensive turnaround. In 2003, the year before his arrival, the Cardinals ranked No. 26 in defense but improved to No. 12 in his first season (2004) and No. 8 in his second (2005).

Prior to Arizona, Bush spent nine seasons (1995-2003) with the Denver Broncos in a variety of coaching roles and earned two Super Bowl Rings (XXXII and XXXIII). On the 1998 championship team, the top three

leading tacklers (John Mobley, Glenn Cadrez and Bill Romanowski) were all linebackers – the position he coached.


Bush's first coaching job came with the Houston Oilers from 1992-94 where he coached linebackers.

Prior to his coaching career, Bush served five seasons (1987-91) as a college scout for the Oilers. He was a fifth-round pick (133rd overall) by Houston in the 1985 NFL draft and played two seasons (1985-86) at linebacker before his career was cut short due to injury. He earned all-rookie honors in 1985.

A native of Athens, Georgia, Bush was a three-year starter at North Carolina State. He and his wife, Stephanie, reside in Fort Lauderdale.

FRANK BUSH'S COACHING CAREER

1992-94	Houston Oilers	Linebackers (1992) Defensive Quality Control/Linebackers (1993-94)
1995-2003	Denver Broncos	Linebackers (1995-99) Secondary/Nickel (2000) Special Teams (2001-03)
2004-06	Arizona Cardinals	Linebackers (2004-05) Assistant Head Coach/Linebackers (2006)
2007-10	Houston Texans	Senior Defensive Assistant (2007-08) Defensive Coordinator (2009-10)
2011-12	Tennessee Titans	Linebackers
2013-16	St. Louis/Los Angeles Rams	Linebackers
2017-present	Miami Dolphins	Assistant Head Coach/Linebackers



ANDRE CARTER

ASSISTANT DEFENSIVE LINE

COLLEGE: CALIFORNIA

NFL: 15TH SEASON

DOLPHINS: SECOND SEASON

Andre Carter is in his second season with the Miami Dolphins after he was named assistant defensive line coach on Feb. 10, 2017.

In his first season with the Dolphins, Carter helped defensive end Cameron Wake record 10.5 sacks, becoming the 12th player in NFL history (since 1982) and just the fourth in the previous 15 years (2003-17) to record double-digit sacks at age 35 or older.

Carter was a Bill Walsh NFL Diversity Coaching Fellowship participant with San Francisco in 2016. He began his coaching career in 2015 as a graduate student assistant at his alma mater, California.

Carter played 13 seasons in the NFL as a defensive end, totaling 184 games played with 147 starts for San Francisco (2001-05), Washington (2006-10), New England (2011, 2013) and Oakland (2012). He recorded career totals of 517 tackles (388 solo), 80.5 sacks, 18 forced fumbles and four fumble recoveries. His 80.5 sacks were the 13th most in the NFL during his 13 seasons from 2001-13.

In 2011, Carter earned All-AFC honors and was selected to the Pro Bowl after he recorded 10 sacks and two forced fumbles. His most productive season came in 2002 when he totaled 54 tackles (45 solo) and a career-high 12.5 sacks for San Francisco. Carter was a first-round pick (seventh overall) by San Francisco in the 2001 NFL draft.


Carter had an illustrious collegiate career at California where he was a unanimous All-American selection as a senior in 2000. He was named first-team All-Pac-10 twice (1999-2000) and won the Morris Trophy in 2000, awarded to the Pac-10's top defensive lineman.

Carter earned his bachelor's degree in American studies. His father, Rubin Carter, played at the University of Miami and had a 12-year NFL career as a defensive lineman with Denver (1975-86).

He and his wife, Bethany, have two children, Aysha and Quincy.

ANDRE CARTER'S COACHING CAREER

2015	California	Graduate Student Assistant
2017-present	Miami Dolphins	Assistant Defensive Line



SHANE DAY

TIGHT ENDS
COLLEGE: KANSAS STATE
NFL: 10TH SEASON
DOLPHINS: THIRD SEASON

Shane Day is in his third season with the Miami Dolphins after he was named tight ends coach on Jan. 12, 2016.

In 2017, Day helped Julius Thomas catch 41 passes for 388 yards (9.5 avg.) and three touchdowns. His three receiving touchdowns were third on the team.

In Day's first season with the team in 2016, the Dolphins had their most successful season since 2008, winning 10 games and earning a playoff berth. The team won nine of its final 11 contests. During that span, the team was third in the NFL in rushing (132.9 yards per game) and tied for third with 13 sacks allowed. Despite losing starter Jordan Cameron to injury in Week 3, Day prepared Dion Sims to have one of the best seasons of his career. Sims started 11 games and set career highs with 26 receptions and four receiving touchdowns and had a single-game career high with five receptions in the AFC Wild Card game at Pittsburgh (1/8/17). Tight end MarQueis Gray also had the best season of his career, setting career highs with seven starts, 14 receptions and 174 receiving yards.

Day came to Miami after two seasons as the assistant offensive line coach (2014-15) with the Washington Redskins.

The Redskins ranked No. 10 in the NFL with 24.3 points per game and No. 6 with 7.0 yards per pass attempt in 2015. Day helped the offensive line allow just 27 sacks, the fifth-best mark in the league. Washington won the NFC East for the second time since 1999 with a nine-win campaign. Tackle Trent Williams earned his fourth-consecutive Pro Bowl selection and was named to the Associated Press All-Pro second team for the first time in his career. In 2014, running back Alfred Morris rushed for 1,074 yards, his third-consecutive 1,000-yard season. The passing attack gained 6.7 yards per attempt, the eighth-best mark in the NFL. Williams earned another Pro Bowl selection, the third of his career.

Prior to Washington, Day was the quarterbacks coach at Connecticut for two seasons (2012-13). In 2013, he took over play-calling duties after an 0-9 start and helped the Huskies close the season on a three-game winning streak as the team passed for seven touchdowns and only one interception.

Day coached quarterbacks for the Chicago Bears from 2010-11. In his first season, Day helped quarterback Jay Cutler post the second-highest passer rating (86.3) at that point of his career as an NFL starter. The Bears went 11-5 and won the NFC North, advancing to the NFC Championship game that season.

Day also spent three seasons on the offensive staff with the San Francisco 49ers (2007-09) as an offensive quality control coach. He worked with the team's quarterbacks in 2007, running backs in 2008 and offensive line in 2009. During Day's stint in San Francisco, running back Frank Gore gained 3,258 rushing yards, the fifth-most in the NFL in that three-year span.

From 2005-06, Day served as an offensive quality control coach at Michigan, where he worked with the quarterbacks. The Wolverines earned a berth to the 2007 Rose Bowl following the 2006 season.

Day began coaching at Auburn Riverside High School in Auburn, Wash., where he spent one season coaching the wide receivers (2001) and three years coaching the quarterbacks (2002-04). He also served as offensive coordinator for two seasons (2003-04).

A wide receiver at Rhode College in Memphis, Tennessee, Day was a two-sport athlete, also playing baseball. He graduated from Kansas State in 1999 with a degree in English. He and his wife, Christie, have a daughter, Vivienne.

SHANE DAY'S COACHING CAREER

2001-04	Auburn Riverside HS (Auburn, Wash.)	Wide Receivers (2001) Quarterbacks Coach (2002) Quarterbacks and Offensive Coordinator (2003-04)
2005-06	Michigan	Offensive Quality Control
2007-09	San Francisco 49ers	Offensive Quality Control
2010-11	Chicago Bears	Quarterbacks
2012-13	Connecticut	Quarterbacks
2014-15	Washington Redskins	Assistant Offensive Line
2016-present	Miami Dolphins	Tight Ends



JOSH GRIZZARD

OFFENSIVE QUALITY CONTROL

COLLEGE: YALE

NFL: SECOND SEASON

DOLPHINS: SECOND SEASON

Josh Grizzard is in his second season with the Miami Dolphins after he was named offensive quality control on Feb. 10, 2017.

In his first season in Miami, Grizzard helped running back Kenyan Drake lead the NFL with 444 rushing yards in the final five weeks of the season. Drake was tied for second in the league with three runs of 40-plus yards despite having just 152 carries on the season. In his first two games as the team's primary running back, Drake topped 100 yards for the first two times in his career.

Grizzard spent the previous four seasons (2013-16) at Duke where he was a graduate assistant/quality control working primarily with the quarterbacks. He was promoted into that role following the 2013 season, when he served as a football operations assistant. Grizzard helped the Blue Devils to their best three-year stretch (2013-15) in school history with 27 total wins, an ACC Coastal division title and three consecutive bowl appearances.

In 2016, he worked with quarterback Daniel Jones and helped the redshirt freshman rank No. 6 in the ACC and lead all conference freshmen with 276.8 yards of total offense per game.

In 2015, Grizzard helped first-year starter Thomas Sirk throw for 2,625 yards and 16 touchdowns while rushing for 803 yards and eight more scores. Sirk became one of just three quarterbacks in ACC history to throw for 2,500-plus yards and rush for 800-plus yards in a single season. His 3,428 total offensive yards were second all-time in single-season school history.

The 2014 Blue Devils featured five All-ACC selections and compiled 421 total points, the second-most in school history. Quarterback Anthony Boone, the winningest quarterback in the history of Duke football, earned All-ACC honors and the team finished in the conference's top five in six offensive statistics.

Grizzard played defensive back at Yale and graduated with a degree in political science. He earned his master's degree in Christian studies from Duke. Grizzard is a native of Zebulon, North Carolina and currently resides in Fort Lauderdale. His last name is pronounced Grizz-ARD.

JOSH GRIZZARD'S COACHING CAREER

2013-16	Duke	Football Operations Assistant (2013) Graduate Assistant (2014-15) Assistant Quarterbacks/Graduate Assistant/Quality Control (2016)
2017-present	Miami Dolphins	Offensive Quality Control

DOLPHINS COACHING LONGEVITY

In 2007, former Dolphins secondary coach Mel Phillips wrapped up an impressive 23-year stint as an assistant on the team's coaching staff, a span which began in 1985. Over this time, Phillips served under six of the first seven head coaches in team history. Phillips' 23-year tenure with the club is the second-longest among assistant coaches in team history and third overall, including head coaches.

COACH	NO.	YEARS
Don Shula, Head Coach	26	1970-95
Carl Tasseff, Assistant	24	1970-93
Mel Phillips, Assistant	23	1985-07
Tom Keane, Assistant	20	1966-85
John Sandusky, Assistant	19	1976-94



BO HARDEGREE

QUARTERBACKS
COLLEGE: TENNESSEE
NFL: FIFTH SEASON
DOLPHINS: THIRD SEASON

Bo Hardegree is in his third season with the Miami Dolphins after he was named quarterbacks coach on Jan. 20, 2016.

In 2017, Hardegree worked with several different quarterbacks as the team adjusted from Ryan Tannehill's season-ending injury in training camp. Jay Cutler and Matt Moore both started for the Dolphins and the offense hit its stride in the second half of the season, ranking ninth in the NFL with 249.3 passing yards per game over the final eight weeks.

In his first season with the team in 2016, Hardegree helped Tannehill have the most efficient season of his five-year NFL career. Despite getting injured in Week 14 and missing the remainder of the season, Tannehill still set career highs with a 93.5 quarterback rating, 7.7 yards per attempt and a 67.1 completion percentage. He tied for the NFL lead with seven games where he completed at least one 50-yard pass. Both Tannehill and Moore led the NFL in red zone passer rating (min. six attempts). Tannehill posted a 119.7 mark to lead the league, while Moore finished second at 118.8. After Tannehill's injury, Hardegree groomed Moore to win two of his three starts, propelling the Dolphins into the playoffs for the first time since 2008.

Prior to Miami, Hardegree spent one season in Chicago as an offensive assistant in 2015. He helped the Bears' rushing attack improve from 27th in 2014 to 11th in the NFL in 2015 as the unit averaged 25.6 more rushing yards per game. Bears quarterback Jay Cutler finished the 2015 season with the highest passer rating (92.3) of his career and threw seven fewer interceptions than the prior year. He also posted the best interception rate (2.3) of his career in a season in which he played at least 12 games. Running back Jeremy Langford rushed for 537 yards and six touchdowns as a rookie. His 537 rushing yards ranked No. 7 among NFL rookies and his six touchdowns were tied for fourth amongst rookie rushers.

In 2014, Hardegree was an offensive quality control coach for the Denver Broncos, also working with Head Coach Adam Gase. Hardegree helped the Broncos finish 12-4, earn an AFC West title and first-round bye in the playoffs. Denver ranked No. 2 in the NFL in scoring, averaging 30.1 points per contest. Quarterback Peyton Manning completed 66.2 percent of his passes for 4,727 yards and 39 touchdowns and set the NFL's career-passing touchdown record on Oct. 19, 2014 against San Francisco. Wide receiver Demaryius Thomas recorded 1,619 receiving yards, breaking the team record for most receiving yards in a season. Thomas' 111 receptions were a career high and ranked No. 2 in the NFL. Wide receiver Emmanuel Sanders also set career highs in both receptions (101) and receiving yards (1,404) and ranked No. 5 in the NFL in both categories. Running back C.J. Anderson, who entered the 2014 season with just seven career carries, rushed for 648 yards on 140 carries (4.6 avg.) and eight touchdowns over the final seven games of the regular season, helping the Broncos win five of the seven contests. Anderson was the first Denver running back since 2004 to rush for 150 yards in back-to-back games.

Prior to Denver, Hardegree spent three years (2011-13) as an intern at Louisiana State, working with the offense in 2012-13 and the defense in 2011. During his three seasons, LSU went 33-7 overall, winning the SEC in 2011 and advancing to the 2012 BCS National Championship game. In 2013, LSU ranked No. 23 out of 124 FBS teams in scoring, averaging 35.8 points per game. At LSU, Hardegree coached Cleveland Browns wide receiver Jarvis Landry, N.Y. Giants wide out Odell Beckham and New England Patriots running back Jeremy Hill.

Hardegree began his coaching career as a graduate assistant at Duke (2008-10), where he earned his master's degree. He worked primarily with the offense under head coach David Cutcliffe, who coached both Peyton and Eli Manning at Tennessee and Ole Miss, respectively.

Hardegree played quarterback at Tennessee, where he was also a tennis student-athlete. He earned All-SEC Academic team honors from 2004-07 and graduated in 2007 with a degree in exercise science. A native of Jackson, Tennessee, he is married to his wife, Lauren.

BO HARDEGREE'S COACHING CAREER

2008-10	Duke	Graduate Assistant
2011-13	Louisiana State	Defensive Coaching Intern (2011) Offensive Coaching Intern (2012-13)
2014	Denver Broncos	Offensive Quality Control
2015	Chicago Bears	Offensive Assistant
2016-present	Miami Dolphins	Quarterbacks Coach



RENALDO HILL

ASSISTANT DEFENSIVE BACKS
COLLEGE: MICHIGAN STATE
NFL: 11TH SEASON
DOLPHINS: FOURTH SEASON

Renaldo Hill enters his first season on the Dolphins coaching staff after he was named assistant defensive backs coach on Feb. 9, 2018.

Following a 10-year NFL career as a safety, Hill entered the collegiate coaching ranks. He spent the past three seasons (2015-17) as the secondary coach at the University of Pittsburgh.

In 2017, Hill coached two All-ACC honorees as senior cornerback Avonte Maddox earned third-team honors and junior safety Jordan Whitehead earned honorable mention. Maddox made several plays from the cornerback position, totaling four sacks, three forced fumbles, two interceptions and 13 passes defended. His three forced fumbles were tied for second in the conference. Both were selected in the fourth round of the 2017 NFL draft – Whitehead at No. 117 overall to Tampa Bay and Maddox at No. 125 overall to Philadelphia.

Hill helped Whitehead earn second-team All-ACC honors in 2016 after the sophomore totaled 65 tackles, a fumble recovery, a forced fumble and an interception returned for a touchdown despite missing the final three games of the season due to injury. Maddox was one of the ACC's most productive cornerbacks, finishing in the top five in passes defended (fourth, 1.10 per game) and interceptions (fifth, 0.30 per game) despite battling injuries throughout the season.

During the 2015 season, Hill made a big impact mentoring Whitehead in his first year on campus. The true freshman was a consensus Freshman All-American and became the first defensive player to earn ACC Rookie of the Year honors since North Carolina's Dre Bly in 1996. Whitehead earned third-team All-ACC honors, leading the team with 109 tackles (74 solo) and totaling one forced fumble, one fumble recovery, one interception and seven passes defended. Hill also coached senior cornerback Lafayette Pitts, who signed with the Dolphins as an undrafted college free agent in 2016 and played in eight games for Miami that season.

Hill began his coaching career at Wyoming (2012-13) where he served as a graduate assistant in 2012 before he was promoted to cornerbacks coach in 2013. During his tenure there, Hill worked with safety Marqueston Huff, who earned second-team All-Mountain West honors in 2013 and was a fourth-round pick (122nd overall) by Tennessee in the 2014 NFL draft.


Hill played three seasons for the Dolphins from 2006-08 and was a member of the 2008 AFC East division title-winning team. He's the 10th person to have both played and coached for the Dolphins and the first to do this since Bryan Cox played linebacker from 1991-95 and was the team's pass rush coach in 2011. Hill's brother, Ray, also played with the Dolphins from 1998-2000. The duo were the third set of brothers to play for the Dolphins in team history.

During his playing career, Hill played 10 NFL seasons for four different teams – Arizona (2001-04), Oakland (2005), Miami (2006-08) and Denver (2009-10). He totaled 141 games played, 114 starts and 19 interceptions during his playing career. He originally entered the league as a seventh-round pick (202nd overall) by Arizona in the 2001 NFL draft.

Hill played collegiately at Michigan State, where he was a first-team All-Big Ten honoree as a senior in 2000. He earned his bachelor's degree in retail management from Michigan State in 2012.

RENALDO HILL'S COACHING CAREER

2012-13	Wyoming	Graduate Assistant (2012) Cornerbacks (2013)
2015-17	University of Pittsburgh	Secondary
2018-present	Miami Dolphins	Assistant Defensive Backs



SHAWN JEFFERSON

ASSISTANT HEAD COACH / OFFENSE

COLLEGE: CENTRAL FLORIDA

NFL: 27TH SEASON

DOLPHINS: THIRD SEASON

Shawn Jefferson is in his third season with the Miami Dolphins and first as assistant head coach/offense. He originally joined the organization as wide receivers coach on Jan. 12, 2016.

In 2017, Jefferson helped Jarvis Landry have one of the most productive seasons by a receiver in team history. Landry broke his own team record with 112 receptions, becoming the second Dolphins player to lead the NFL in receptions, joining O.J. McDuffie, who topped the league with 90 receptions in 1998. Landry also set a career high with nine touchdown receptions. Kenny Stills continued to produce, totaling 847 receiving yards and six touchdowns.

In Jefferson's first season with the team in 2016, he helped Landry earn a Pro Bowl selection for the second straight year. Landry caught 94 passes for 1,136 yards (12.1 avg.) and four touchdowns. His 94 receptions were tied for seventh in the NFL and his 1,136 receiving yards were 10th in the league. The 94 receptions were also the fourth-most in a single-season in team history, while the 1,136 receiving yards were eighth-best in Dolphins annals. Landry finished the season tied for seventh in the NFL with 26 third-down receptions and ninth with 335 receiving yards on third down. He became the first Dolphins wide receiver to top 1,000 yards in back-to-back seasons since 2012-13 (Brian Hartline) and is tied for the NFL record for most receptions (288) in the first three seasons of a career. Landry also tied the team's postseason single-game record with 11 receptions in the AFC Wild Card game at Pittsburgh (1/8/17). Jefferson also helped Stills have one of the finest seasons of his career. Stills caught 42 passes for 726 yards (17.3 avg.) and a team-leading nine touchdowns. His 17.3 yards per reception was third in the NFL and his nine touchdown receptions tied for sixth in the league. Stills became the first Dolphins player to have three touchdown catches of at least 50 yards in a season since Mark Duper did in 1986.

A former wide receiver, Jefferson played for 13 seasons in the NFL and spent nine years coaching the position for the Tennessee Titans (2013-15) and Detroit Lions (2005-12), prior to joining the Dolphins in 2016.

As the wide receivers coach for the Titans (2013-15), Jefferson mentored Kendall Wright, who ranked No. 12 among AFC wide receivers in receptions (187) and receiving yards (2,202) from 2013-15, despite missing several games of the 2015 season due to injury.

An immediate impact was made on Wright and the Titans' receivers when Jefferson joined the staff in 2013. In just his second year in the NFL, Wright totaled 94 receptions in 1,079 yards (11.5 avg.), the fifth-most receptions by a Titans player in team history. His receiving total was the fourth-best among second-year players. Wright became the first receiver in franchise history to lead the team in receptions in each of his first two years. In 2011, Wright and wide receiver Nate Washington combined to catch 152 passes for 1,998 yards (13.1 avg.).

Prior to Tennessee, Jefferson spent eight seasons on the Lions' coaching staff. As wide receiver Calvin Johnson's position coach, Jefferson helped the standout break the NFL record for receiving yards in a season (1,964) in 2012. Jefferson worked with Johnson in 2011 and 2012 where he led the NFL in receiving both seasons. Johnson set numerous NFL records, including most receiving yards in a single season (1,964), first player to have consecutive seasons with 1,600 receiving yards (2011, 2012), first player with consecutive games of at least 100-receiving yards (8), first player with consecutive games of at least 10 receptions (4) and most receptions in a four-quarter game (329). During the five years that Jefferson worked with him, Johnson led the NFL in receiving yards (7,080), receiving touchdowns (50) and receptions of 25 yards or more (70). Johnson earned three Pro Bowl invitations (2010-12) and twice was named to the Associated Press All-Pro team in 2011 and 2012.

In 2011, Detroit's vaunted passing attack earned the Lions a 10-win season and their first playoff berth since 1999. The Lions offense set team records for completions (423) and passing yards (5,071) as Johnson caught 16 touchdowns, the most by an NFL player since 2007. Jefferson also helped develop wide receiver Nate Burleson, who posted a career high with 73 receptions, and rookie wide receiver Titus Young, who totaled 48 grabs.

He joined the Lions in 2005 as a coaching assistant and was promoted to offensive assistant in 2006 and assistant wide receivers coach in 2007.

Jefferson played wide receiver for four NFL teams over 13 seasons – the San Diego Chargers (1991-95),

New England Patriots (1996-99), Atlanta Falcons (2000-02) and Detroit Lions (2003). He totaled 195 games played, 470 receptions, 7,023 receiving yards and 29 touchdowns. Jefferson was a ninth-round selection (240th overall) of the Houston Oilers in 1991.

A Jacksonville, Florida native, Jefferson played at Central Florida from 1988-90. He and his wife, Marla, have two daughters, Paige and Faith, and a son, Van.

SHAWN JEFFERSON'S COACHING CAREER

2005-12	Detroit Lions	Coaching Assistant (2005) Offensive Assistant (2006) Assistant Wide Receivers Coach (2007) Wide Receivers Coach (2008-12)
2013-15	Tennessee Titans	Wide Receivers Coach
2016-present	Miami Dolphins	Wide Receivers Coach (2016-17) Assistant Head Coach/Offense (2018-present)



BEN JOHNSON

WIDE RECEIVERS
COLLEGE: NORTH CAROLINA
NFL: SEVENTH SEASON
DOLPHINS: SEVENTH SEASON

Ben Johnson enters his seventh season with the Dolphins and his first as wide receivers coach after he was promoted to the position on Jan. 19, 2018. He was named assistant wide receivers coach on Jan. 25, 2016. Johnson originally joined the organization as the team's offensive assistant on Feb. 10, 2012 and spent three seasons as the team's assistant quarterbacks coach (2013-15). He was also the team's tight ends coach for the final 12 games of the 2015 season.

In 2017, Johnson helped wide receiver Jarvis Landry earn Pro Bowl recognition for the third consecutive season and set a team record and lead the NFL with 112 receptions. Landry also caught a career-high nine touchdown passes. Kenny Stills totaled 847 receiving yards and six touchdowns and Jakeem Grant came on late in the season, totaling 10 receptions for 188 yards (18.8 avg.) in the final four weeks. His 18.8 receiving average during that span was fourth in the NFL.

In Johnson's first season as assistant wide receivers coach in 2016, he helped the Dolphins win 10 games and earn their first playoff berth since 2008. Landry caught 94 passes for 1,136 yards (12.1 avg.) and four touchdowns, earning his second consecutive Pro Bowl selection. Landry's 94 receptions were fourth in single-season team history and his 1,136 receiving yards were eighth. It was Landry's second straight 1,000-yard season. He also tied for seventh in the NFL with 26 third-down receptions and had 335 receiving yards on third downs, the ninth-best mark in the league. Wide receiver Kenny Stills also had a remarkable season. He caught 42 passes for 726 yards (17.3 avg.) and nine touchdowns. His 17.3 yards per catch average was third in the NFL and his nine touchdowns led the team and tied for sixth in the league. Stills became the first Dolphins player since Mark Duper in 1986 to have three touchdown receptions of at least 50 yards in the same season.

Johnson spent the offseason and the first four games of the 2015 season assisting with the quarterback position and the development of Ryan Tannehill. Tannehill passed for 4,208 passing yards and steadily improved his passing yardage in all four of his NFL seasons with Johnson coaching his position. Tannehill's 15,460 passing yards in his first four seasons were the third-most by any quarterback in NFL history over the course of their first four seasons, behind only Peyton Manning and Dan Marino. Tannehill threw for more than 3,000 yards in each of his four seasons, becoming the first to do so in his first four seasons with the team. After being promoted to tight ends coach, Johnson helped Jordan Cameron catch at least one pass in every game. All three of Cameron's touchdown receptions came after Johnson began to oversee the position group in Week 5. Dion Sims caught 18 passes for 127 yards (7.1 avg.) and one touchdown, all in the final 12 games of the year.

In 2014, Johnson helped Tannehill finish with 4,045 passing yards and he joined Marino as the only quarterbacks in franchise history to surpass 4,000 yards in a season. His 27 touchdowns in 2014 were the sixth-most in Dolphins history, and the most since Marino threw 30 in 1994. Tannehill also had a completion percentage of 66.4 and a passer rating of 92.8. Additionally, Tannehill set a franchise record with his 392 completions, surpassing Marino's 385 in 1994.

Johnson helped guide quarterback Tannehill to throw for 3,912 passing yards in 2013. His 7,207 passing yards through his first two seasons were the fifth-most by any quarterback over the course of their first two seasons in NFL history.

In 2012, Johnson assisted with an offensive unit which finished fourth in the AFC in rushing touchdowns (15) and tied for third in the NFL in fewest offensive penalties (39). In addition, Tannehill set franchise rookie records in several offensive categories and became the first quarterback in Dolphins history to start in all of the team's games in his first year in the league.

Johnson joined the Dolphins after spending three years (2009-11) at Boston College. He spent his final season as tight ends coach after spending his first two seasons as a graduate assistant.

Johnson played four seasons as a quarterback for North Carolina after walking on to the team in 2004. He graduated from North Carolina in 2008 with a B.S. in mathematics and a B.S. in computer science. Johnson resides in Hollywood with his wife, Jessica, and daughter, Emory.

BEN JOHNSON'S COACHING CAREER

2009-11	Boston College	Graduate Assistant (2009-10) Tight Ends Coach (2011)
2012-present	Miami Dolphins	Offensive Assistant Coach (2012) Assistant Quarterbacks Coach (2013-15) Tight Ends (2015) Assistant Wide Receivers (2016-17) Wide Receivers (2018-present)



KRIS KOCUREK

DEFENSIVE LINE

COLLEGE: TEXAS TECH

NFL: 10TH SEASON

DOLPHINS: FIRST SEASON

Kris Kocurek is in his first season with the Miami Dolphins after he was named defensive line coach on Jan. 31, 2018.

Kocurek has nine years of NFL experience coaching the defensive line position, all with the Detroit Lions (2009-17). He was promoted from assistant defensive line to defensive line coach in 2010. In those nine years, he coached five Pro Bowl seasons, including four by current Dolphins defensive tackle Ndamukong Suh, and helped Suh become the Lions' all-time career sacks leader (36.0) by a defensive tackle.

Kocurek's defensive linemen accumulated 250 sacks while he was Detroit's defensive line coach from 2010-17, the fourth-most by a team's defensive linemen in the NFL during that span. His defensive linemen also ranked No. 5 in forced fumbles with 57 and No. 10 in passes defended with 82 since 2010. His rush defenses have ranked in the NFL's top 20 in each of the past six seasons and his teams have been among the league's top 10 in sacks in four of his nine years. Since his promotion to defensive line coach in 2010, he helped the Lions rank in the top half of the league in both rush defense and total team sacks. The Lions were 10th in the NFL in rush defense, limiting opponents to 109.0 rushing yards per game, and 14th in total team sacks with 298 during that span.

In 2017, Kocurek helped defensive end Ezekiel Ansah tie for eighth in the NFL with 12 sacks. He also worked with Anthony Zettel, who started all 16 games and totaled 6.5 sacks and 16 quarterback hits in just his second NFL season after he was a sixth-round pick in 2016. Defensive tackle A'Shawn Robinson was eighth among NFL interior defensive linemen with 53 tackles (32 solo) and tied for the league lead with six passes defended.

Kocurek helped the Lions earn an NFC Wild Card berth in 2016 and was instrumental in the development of defensive end Kerry Hyder. Hyder entered the league as an undrafted free agent in 2015 and played just one game that season but bursted onto the scene as a pass-rushing specialist in 2016. Despite starting just two games, Hyder led the Lions with eight sacks, which were fourth among undrafted players in the league. As a rookie that season, Robinson led all NFL defensive tackles with seven passes defended.

The 2015 season was a breakout campaign for Ansah, who set a career high with 14.5 sacks. His total was tops in the NFC and third in the NFL as Ansah earned his first Pro Bowl selection and second-team All-Pro honors. Ansah also forced four fumbles, which was tied for second-most in the NFL. The Lions were tied for seventh in the NFL with 43 sacks.

In 2014, Kocurek directed the unit primarily responsible for helping the Lions become the second-best run defense in the NFL in the previous decade (2005-14). Detroit led the league by allowing just 69.3 rushing yards per game, bested in the previous 10 years only by Pittsburgh's 2010 defense, which allowed 62.8 rushing yards per game. The Lions also were eighth in the NFL with 42 sacks. Suh had a first-team All-Pro season and earned his fourth Pro Bowl selection after tying for third among defensive tackles with 8.5 sacks and sixth with 53 tackles (44 solo). The Lions earned an NFC Wild Card berth after an 11-5 finish.

Suh also earned first-team All-Pro honors and a Pro Bowl selection in 2013. He was second among NFL defensive tackles with six passes defended. The Lions defense was sixth in the NFL in rushing, allowing just 99.8 yards per game. Ansah led all NFL rookies with eight sacks, which was also the most on the team.

In 2012, Suh was second among NFL interior defensive linemen with eight sacks and earned second-team All-Pro honors and his second Pro Bowl selection. Cliff Avril led the team with 9.5 sacks.

The 2011 Lions were tied for 10th in the NFL with 41 sacks. Detroit went 10-6 and earned an NFC Wild Card spot. Suh once again earned first-team All-Pro honors. Avril led the team with 11 sacks, which were tied for 11th in the league.

Kocurek was promoted to defensive line coach in 2010, where he helped the Lions finish sixth in the NFL with 44 sacks, an improvement from 29th in the league (26 sacks) the previous season. He mentored the team's first-round pick, Suh, and helped him have one of the most productive seasons by a rookie defensive tackle in NFL history. Suh led the team and all NFL defensive tackles with 10 sacks, the most by an NFL rookie interior lineman since 2003, when Minnesota's Kevin Williams posted 10.5. Suh's 10 sacks were the most by a Lions defensive tackle since Henry Thomas had 10.5 in 1995. Suh's 66 tackles (49 solo) were fourth on the team and fifth among NFL defensive tackles. Suh became the first rookie defensive tackle to ever earn Associated Press All-Pro honors and the first rookie defensive lineman to do so since Tennessee's Jevon Kearse in 1999. He also picked up AP Defensive Rookie of the Year honors, becoming the sixth defensive tackle to win the honor and first since Miami's Tim Bowens in 1994.

Kocurek landed his first NFL coaching job in 2009 as Detroit's assistant defensive line coach. He helped defensive tackle Sammie Hill become an opening day starter despite being a fourth-round rookie from Division II Stillman College. Hill finished the season with 26 tackles (14 solo) and two fumble recoveries in 13 games.

Prior to Detroit, Kocurek served as the defensive line coach at Stephen F. Austin (2008), assistant head coach/defensive line at West Texas A&M (2007) and defensive line coach at Texas A&M-Commerce (2006). His 2007 team at West Texas A&M won the conference title and led the Lone Star Conference in scoring defense. At Texas A&M Commerce in 2006, Kocurek helped the team's defense lead the conference in scoring and total yards allowed. He also served as a graduate assistant at Texas A&M-Kingsville (2004-05) and a student assistant at Texas Tech (2003).

Kocurek played two NFL seasons with Tennessee (2001-02) and Seattle (2001) after he was a seventh-round pick (237th overall) by Seattle in the 2001 NFL draft. He appeared in one game with Tennessee in 2001 before spending the 2002 season on injured reserve. Kocurek played collegiately at Texas Tech, where he was a three-time All-Big 12 selection. He was selected team captain and named the team's defensive player of the year as a senior. His last name is pronounced KO-SIR-ick.

KRIS KOCUREK'S COACHING CAREER

2003	Texas Tech	Graduate Assistant
2004-05	Texas A&M-Kingsville	Graduate Assistant
2006	Texas A&M-Commerce	Defensive Line
2007	West Texas A&M	Asst. Head Coach/Defensive Line
2008	Stephen F. Austin	Defensive Line
2009-17	Detroit Lions	Assistant Defensive Line (2009); Defensive Line (2010-17)
2018-present	Miami Dolphins	Defensive Line

TAYLOR HAS THREE TOURS OF DUTY WITH DOLPHINS

When future Hall of Fame defensive end Jason Taylor played in the season opener on Sept. 12, 2011 vs. New England, he became the first player in team history to have been a member of the Dolphins' roster with three different tours of duty interrupted by stints with other teams (1997-07, 2009, 2011). The last NFL player to appear in a game in three different stints with one franchise was linebacker Jeremiah Trotter, who played for the Philadelphia Eagles for a third time in 2009 after having previously played for them from 1998-2001 and 2004-06.



CHRIS KUPER

ASSISTANT OFFENSIVE LINE
COLLEGE: NORTH DAKOTA
NFL: 11TH SEASON
DOLPHINS: THIRD SEASON

Chris Kuper is in his third season with the Miami Dolphins and second as the assistant offensive line coach. He originally joined the team as offensive quality control on Jan. 25, 2016.

In his first season as assistant offensive line coach in 2017, Kuper was forced to use nine different starting offensive linemen due to injuries. The Dolphins allowed just 33 sacks, ranking 11th in the NFL. The unit's run blocking improved as the season progressed, with running back Kenyan Drake leading the NFL with 444 rushing yards over the final five weeks.

In his first season with the team in 2016, Kuper helped the Dolphins to their most successful campaign in eight years, winning 10 games and advancing to the playoffs for the first time since 2008. Miami won nine of its final 11 games. During those 11 contests, the team ranked No. 3 in the NFL with 132.9 rushing yards per game and tied for third with just 13 sacks allowed. Quarterback Ryan Tannehill had the most efficient season of his career, setting career highs in quarterback rating (93.5), yards per attempt (7.7) and completion percentage (67.1). Running back Jay Ajayi rushed for 1,272 yards, the third-most in a single season in Dolphins history. Wide receiver Jarvis Landry caught 94 passes, the fourth-most in a single season in team history. Landry and Ajayi became the second Dolphins duo to top 1,000 yards rushing and receiving in the same season and both earned Pro Bowl selections.

Kuper played eight years (2006-13) in the NFL, all as a guard for the Denver Broncos. During his career, he allowed just 12.5 sacks and was penalized only 20 times in 90-career games played. He was named one of the team's co-captains three times from 2010-12.

Kuper started 79 career games, 68 at right guard and 11 at left guard. He was selected to the Pro Bowl following the 2012 season, and his teammates chose him as the recipient of the Ed Block Courage Award in 2012 after he persevered through a fractured/dislocated ankle suffered in the 2011 regular-season finale and a broken forearm sustained during training camp.

In 2011, Kuper was named first-team All-Pro by Rick Gosselin of the Dallas Morning News after he started all 16 regular-season games and helped the Broncos lead the league in rushing with a team-record 2,632 yards.

During the 2008 campaign, Kuper was the only guard in the NFL to start all 16 games and not surrender a sack. The Broncos set a club record for fewest sacks allowed (12) that season and ranked No. 3 in the league in yards per rush (4.8).

Kuper played collegiately at North Dakota and earned All-American honors from the Associated Press in each of his final two seasons. A native of Anchorage, Alaska, he is married to his wife, Cynthia. They have four children – Madeline, James, Anna and Alexandra. His last name is pronounced KOO-pehr.

CHRIS KUPER'S COACHING CAREER

2016-present	Miami Dolphins	Offensive Quality Control (2016) Assistant Offensive Line (2017-present)
---------------------	----------------	---

COACHING REUNIONS

Jeremiah Washburn was named the Dolphins offensive line coach prior to the 2018 season. It marks his second stint on the team's coaching staff, having previously served as assistant offensive line coach in 2016. Washburn became the eighth coach in Dolphins history to serve two separate terms on the team's coaching staff. He joined Bill Arnsparger (1970-73 and 1976-83), Monte Clark (1970-75 and 1995), George Edwards (2005-09 and 2012-13), Dan Henning (1979-80 and 2008-10), Howard Schnellenberger (1970-72 and 1975-78), Mike Shula (1991-92 and 2000-01) and Chris Foerster (2004 and 2016-17).



DOWELL LOGGAINS

OFFENSIVE COORDINATOR

COLLEGE: ARKANSAS

NFL: 14TH SEASON

DOLPHINS: FIRST SEASON

Dowell Loggains enters his first season with the Miami Dolphins after he was named offensive coordinator on Jan. 19, 2018.

Loggains joined the Dolphins with three years of experience as an NFL offensive coordinator, including the last two (2016-17) as Chicago's play-caller. He has coached a 1,000-yard rusher in all three seasons he has been an offensive coordinator and has worked with several successful offensive minds during his time in the NFL, including Sean Payton, Norm Chow, Mike Heimerdinger, Chris Palmer, Kyle Shanahan and current Dolphins Head Coach Adam Gase.

In 2017, Loggains oversaw a very young offense that finished the season with four starters on injured reserve, just one starter over the age of 28 and a rookie starting quarterback. He helped Mitchell Trubisky rank second among rookie passers with 2,193 passing yards and a 77.5 quarterback rating in 12 starts. Running back Jordan Howard topped 1,000 yards for his second straight season. Howard's 1,122 rushing yards were sixth in the NFL and his nine rushing touchdowns were tied for third. Rookie running back Tarik Cohen became the first rookie since Gale Sayers in 1965 and first NFL player since Terry Metcalf in 1975 to record a rushing, passing, receiving and punt return touchdown in the same season.

Loggains took over as Bears offensive coordinator in 2016 in place of Gase, who left to become the Dolphins head coach. In his first season as the team's play-caller, Loggains helped the Bears rank third in single-season franchise history in passing yards (3,969) and second in passing first downs (212) despite starting three different quarterbacks at least five games – Matt Barkley (6), Jay Cutler (5) and Brian Hoyer (5). Chicago was fifth in the NFL in yards per play (5.0), tied for fifth in 10-plus-yard plays (230), sixth in rushing yards per play (4.57) and eighth in sacks allowed per pass attempts (5.01 pct.).

The 2016 season also saw the emergence of Howard. The rookie running back finished second in the NFL in rushing (1,313 yards), which was the most by a rookie in Bears history. Howard was one of just five running backs in the past decade (2007-16) to rush for more than 1,300 yards in their rookie season, joining Ezekiel Elliott (1,631 in 2016), Alfred Morris (1,613 in 2012), Doug Martin (1,454 in 2012) and Kareem Hunt (1,327 in 2017). He also earned a Pro Bowl selection, joining guard Josh Sitton as the two Chicago offensive players to participate in the Pro Bowl that season. Wide receiver Cameron Meredith caught 66 passes for 888 yards (13.5 avg.) and four touchdowns to become the first undrafted player to lead the Bears in receptions since Tom Waddle (44) in 1993.

In 2015, Loggains was Chicago's quarterbacks coach, working closely with Gase, who was the team's offensive coordinator at the time. He helped Cutler finish the season with the highest passer rating (92.3) of his 12-year NFL career. Cutler also threw seven fewer interceptions than the previous season and his interception rate of 2.3 percent was the best showing of his career for a season where he played at least 12 games. In addition, Cutler's yards per attempt increased by 0.8, the second-largest one-year increase in his career.

Loggains came to Chicago from Cleveland, where he was the Browns' quarterbacks coach in 2014. He helped the team finish with 3,465 passing yards, the 10th-most in franchise history. Their 7.33 yards per attempt was the highest for the franchise since 1992 and their 21 pass plays of 25-plus-yards were the most for the team since 1995.

Prior to Cleveland, Loggains spent six years (2008-13) on Tennessee's coaching staff. He was the team's offensive coordinator for the final five games of the 2012 season and all of the 2013 campaign. In 2013, he coached the organization's fifth 1,000-yard rushing (Chris Johnson) and receiving (Kendall Wright) tandem despite the team's starting quarterback, Jake Locker, playing just seven games due to injury. Locker still put together the best season of his career, posting an 86.7 quarterback rating that placed him in the top 20 in the NFL in the category. Wright also had the best season of his career, posting personal bests in receptions (94) and receiving yards (1,079). His 94 receptions were seventh in the NFL and his 1,079 receiving yards were 19th. Johnson's 1,077 rushing yards marked the last 1,000-yard season of his career and ranked 11th in the league.

Loggains was the quarterbacks coach/passing game coordinator from 2010-12 working with several different quarterbacks including Locker, Matt Hasselbeck, Vince Young and Kerry Collins. In 2011, the Titans threw for 3,923 passing yards, the most by the team since 1992 and fourth-most in franchise history. The

team's 84.4 passer rating that season was seventh-best in team annals. In 2010, Collins posted the third-best passer rating (82.2) of his 17-year NFL career while Young's 98.6 rating was his best in his six NFL seasons.

Loggains originally joined the Titans in 2006, working as a coaching administrative assistant for two seasons before being named a quality control coach in 2008.

In 2005, Loggains was a scouting assistant with the Dallas Cowboys, where he helped with opponent film breakdown, self-scouting and statistical analysis to be used in game-plan preparation.

Loggains walked on as a quarterback and holder at Arkansas before earning a scholarship and becoming a four-year letterman, where he appeared in 50 career games. He and his wife, Beth, have two daughters, Reese and Aven, and one son, Ryne. His last name is pronounced LOG-gins.

DOWELL LOGGAINS' COACHING CAREER

2005	Dallas Cowboys	Scouting Assistant
2006-13	Tennessee Titans	Coaching Administrative Assistant (2006-07) Quality Control (2008-09) Quarterbacks/Passing Game Coordinator (2010-12) Offensive Coordinator (2012-13)
2014	Cleveland Browns	Quarterbacks
2015-17	Chicago Bears	Quarterbacks (2015); Offensive Coordinator (2016-17)
2018-present	Miami Dolphins	Offensive Coordinator



MARWAN MAALOUF

ASSISTANT SPECIAL TEAMS

COLLEGE: BALDWIN-WALLACE

NFL: 14TH SEASON

DOLPHINS: SIXTH SEASON

Marwan Maalouf enters his sixth season with the Dolphins after being named assistant special teams coach on Jan. 30, 2013.

Working with Associate Head Coach/Special Teams Coordinator Darren Rizzi, Maalouf has helped the Dolphins rank in the top half of Rick Gosselin's annual Dallas Morning News Special Teams rankings each season he has been in Miami.

In 2017, the Dolphins were tied for third in the NFL with three blocked kicks – two field goals and one punt. Kicker Cody Parkey tied the team record for highest field goal percentage, converting 21-of-23 opportunities (91.3 pct.) and earned AFC Player of the Week honors after he made the longest game-winning kick (54 yards) in team history in the season opener at the L.A. Chargers (9/17). Parkey also successfully converted four outside kicks, the most in NFL history since records date back to 1997. The kickoff coverage unit was the best in the NFL, with opponents' average starting field position following a kickoff at the 23-yard line. Gosselin ranked the Dolphins special teams units No. 11 in the NFL while Pro Football Focus graded the units No. 6. Michael Thomas earned PFF's Special Teamer of the Year award and led the team with 11 special teams tackles.

Gosselin ranked the Dolphins special teams unit No. 7 in the NFL in 2016. The high ranking was due in part because Miami led the league in opponent gross punting as opposing punters tried to keep it away from Jakeem Grant. Grant and Kenyan Drake became the first Dolphins rookie tandem to return a punt and a kickoff for a touchdown in the same season since 1981. It was just the fourth time in the NFL since the merger in 1970 that different rookies on the same team took back a punt and a kickoff for touchdowns in the same year. Miami also ranked in the top 10 in opponents' starting field position after a kickoff (10th/24.4 yard line), own starting field position after a kickoff (8th/25.3 yard line), and opponents' net punting average (3rd/37.4 net yards per punt). The Dolphins also tied for the NFL lead with four blocked kicks. Three of those were credited to the field goal block unit, which ranked No. 5 in the NFL in field goal percentage against. Kicker Andrew Franks made the first two game-winning kicks of his NFL career and drilled an even more impressive kick, booting a 55-yard field goal at Buffalo (12/24) to send the game into overtime as the field goal unit rushed onto the field with time running out.

In 2015, Maalouf helped the Dolphins rank No. 15 despite having a rookie punter and kicker. Wide receiver and punt returner Jarvis Landry opened the season with a 69-yard punt return for a touchdown in the Week 1 win at Washington, earning himself AFC Special Teams Player of the Week honors. Rookie punter Matt Darr

averaged 47.6 yards per punt, the fourth-best single-season mark in team history and finished third in the NFL in the statistic. Rookie kicker Andrew Franks successfully converted 13 of his 16 field goal attempts and the field goal block unit ranked No. 1 in the NFL in field goal percentage against.

Maalouf assisted with a unit that set a franchise record with three blocked punts in a season in 2014. They also added two blocked field goals, giving Miami five blocked kicks on the year, the most since the team blocked seven in 1977. Explosive plays weren't limited to the block units as Landry, a rookie, won AFC Special Teams Player of the Month for October when he returned five kickoffs for 178 yards (35.6), with a long of 54 yards. The 35.6 average kickoff return was the second-highest in the NFL in October and was the highest October average in franchise history. Landry finished the season with a 28.1 kick return average, the fourth-highest in the NFL and tops among rookies.

In 2013, Maalouf assisted with a unit that was rated among the top eight in the NFL based on the annual Dallas Morning News Special Teams rankings. The 2013 special teams units were highlighted by the play of Brandon Fields, who earned his first Pro Bowl berth. Fields ranked No. 2 in the NFL in gross punt average (48.8 yards per punt), No. 2 in net average (42.4, which is the eight best in NFL history), tied for No. 3 with 33 punts inside the 20-yard line and also recorded the third-longest punt (74 yards) during the season. Fields is one of only two Dolphins punters to be selected to the Pro Bowl, joining Reggie Roby (1984, 1989).

Maalouf joined the Dolphins after spending the 2012 season as special teams coordinator with the Indianapolis Colts. Under his direction, the Colts special teams significantly improved in 2012, aided in part by returning a punt and a kickoff for a touchdown in the same season for the just the sixth time in franchise history and first since 2001. The kick return unit recorded its first touchdown since 2009. The Colts also posted an 11.1-yard average per punt return which ranked as the fourth-highest punt return average in franchise history. Individually, the Colts special teams saw returner Deji Karim return a kickoff 101 yards for a touchdown in the final week of the regular season against the Houston Texans. Karim's return was the longest return in franchise history in 39 years. In 2012, Pat McAfee was among the elite kickoff specialists and punters in the NFL, finishing third in the AFC and fifth in the NFL in punting average with a 47.9 per punt average. McAfee, who also handled the kickoff duties for Indianapolis, finished fourth in the AFC and eighth in the NFL with 43 touchback kicks. McAfee made his mark in the Colts history books as his 2012 season set franchise single-season records for kickoff touchbacks (43), punting average (47.9), net punting average (40.3), 50.0-yard average games (five) and tied the franchise record for punts inside the 20 (26). Rounding out Maalouf's unit in 2012 was kicker Adam Vinatieri. His 53-yard game-winning field goal against the Minnesota Vikings was the longest game-winning field goal Vinatieri has made in his career in the last minute of the fourth quarter or in overtime. Also in 2012, Vinatieri surpassed 100 points scored for the season for the 15th time in his career.

Prior to joining the Colts, Maalouf spent four seasons (2008-11) as the assistant special teams coach for the Baltimore Ravens. In 2010, Maalouf helped rookie kickoff returner David Reed lead the NFL in kickoff return average (29.2) and coached a unit which finished third in the league in opponent average starting position (27.2-yard line). Kicker Billy Cundiff earned his first Pro Bowl invitation after tying an NFL mark with 40 touchbacks (since kickoffs moved back to the 30-yard line).

In 2009, Baltimore ranked No. 2 in the NFL in both kickoff return average (26.3) and opponents' average starting field position (26.9). Maalouf joined the Ravens in 2008 and that season coached punter Sam Koch, who had the NFL's fifth-best net punting average (39.9). Koch also led the league with 18 punts inside the 10-yard line and was second in the league with 34 kicks inside the 20-yard line. Maalouf also helped guide special teams ace Brendon Ayanbadejo to his third Pro Bowl selection.

Prior to coming to Baltimore, Maalouf spent the 2007 season working for Scouts Inc., writing weekly scouting reports and game reviews for ESPN.com and worked as a volunteer coach for Baldwin-Wallace.

From 2004-06, Maalouf was the special teams quality control coach for the Cleveland Browns. During his final season, he coached Josh Cribbs, who ranked No. 3 in the NFL with 1,545 total return yards. The Browns' punt return average of 10.3 yards also ranked No. 7 in the NFL.

Maalouf spent two seasons (2002-03) as an assistant offensive line coach/graduate assistant at Rutgers following a brief stint at Eastern Michigan as a graduate assistant. He also held positions as an assistant offensive line coach for Fordham (2001) and Baldwin-Wallace College (2000).

Collegiately, Maalouf earned three letters while playing guard for Baldwin-Wallace (1997- 1999) and was a two-time All-Ohio Athletic Conference selection. He was Baldwin-Wallace's Outstanding Offensive Lineman and was elected as a team captain his senior season.

Maalouf is a graduate of Strongsville (Ohio) High School, where he lettered in football and track and field. He and his wife, Dana, have two sons, Mason and Morgan. His last name is pronounced mah-LOOF.

MARWAN MAALOUF'S COACHING CAREER

2000	Baldwin-Wallace College	Assistant Offensive Line Coach
2001	Fordham	Assistant Offensive Line Coach
2002	Eastern Michigan	Graduate Assistant Coach
2002-03	Rutgers	Assistant Offensive Line/Graduate Assistant Coach
2004-06	Cleveland Browns	Special Teams Quality Control Coach
2008-11	Baltimore Ravens	Assistant Special Teams Coach
2012	Indianapolis Colts	Special Teams Coordinator
2013-present	Miami Dolphins	Assistant Special Teams Coach



RUSTY McKINNEY

DEFENSIVE QUALITY CONTROL

COLLEGE: TOWSON

NFL: FIFTH SEASON

DOLPHINS: THIRD SEASON

Rusty McKinney is in his third season with the Miami Dolphins after he was named defensive quality control on Jan. 25, 2016.

In 2017, McKinney helped linebacker Kiko Alonso total 115 tackles (79 solo), which ranked 14th in the NFL and eighth in the AFC. He assisted Chase Allen in becoming the first undrafted rookie free agent to start a season opener at linebacker since Doug Swift did so in 1970.

During McKinney's first season in Miami in 2016, he helped the Dolphins have their most successful season in eight years, winning 10 games and earning a playoff berth for the first time since 2008. The team won nine of its final 11 games and during that span, forced 21 turnovers, tied for the fourth-most in the NFL. Miami's defense was very opportunistic, finishing fourth in the NFL in third-down conversion percentage, allowing opponents to convert just 36.2 percent of third downs. The team also had a seven-game streak with at least one turnover, it's longest such streak since 2013. The 19 turnovers they forced in those seven games were the most in a seven-game span by the team since 2004. Defensive end Cameron Wake and defensive tackle Ndamukong Suh both earned Pro Bowl selections.

Prior to Miami, McKinney spent two seasons (2014-15) as a coaching intern for the Cleveland Browns. He also spent five years on the staff at Bentley University (2009-13), including the 2013 season as the defensive coordinator.

At Bentley, McKinney had several responsibilities, including linebackers coach, strength and conditioning coordinator and special teams coordinator.

McKinney's first coaching job was at Saint Anselm College in 2008 where he was the team's outside linebackers coach.

McKinney was a four-year letterwinner at Towson where he was named a team captain and team MVP as a senior. He garnered second-team All-Patriot League honors in both 2000 and 2001 and earned his bachelor's degree in business administration from the school in 2002. McKinney also earned an associate's degree in culinary arts from Johnson and Wales in 2004.

RUSTY McKINNEY'S COACHING CAREER

2008	Saint Anselm	Linebackers Coach
2009-13	Bentley University	Linebackers/Special Teams Coordinator (2009-12) Linebackers/Defensive Coordinator (2013)
2014-15	Cleveland Browns	Coaching Intern
2016-present	Miami Dolphins	Defensive Quality Control

A PLAYERS COACH

When Renaldo Hill was named the team's assistant defensive backs coach prior to the 2018 season, he became the 10th person who will have both played and coached with the Dolphins. Hill played safety with the team from 2006-08. The first to have achieved this was Bob Matheson, who was a linebacker from 1971-79 before going on to serve with the staff from 1983-86. The others who followed Matheson and preceded Hill are Larry Seiple (P/RB/TE, 1967-77; Coach, 1988-99), Tony Nathan (RB, 1979-87; Coach, 1989-95), Dwight Stephenson (C, 1980-87; Coach, 1992), Bernie Parmalee (RB, 1992-98; Coach, 2002-04), Jeff Dellenbach (T/C, 1985-94; Coach, 2004), Terry Robiskie (FB, 1980-81; Coach, 2007), James Saxon (RB, 1992-94; Coach, 2008-10) and Bryan Cox (LB 1991-95; Coach 2011). In addition, while not seeing action in a game, Jason Garrett served as the team's 3rd quarterback for five games in 2004 before joining the coaching staff from 2005-06 as the team's quarterbacks coach.



TONY ODEN

DEFENSIVE BACKS
COLLEGE: BALDWIN-WALLACE
NFL: 15TH SEASON
DOLPHINS: FIRST SEASON

Tony Oden enters his first season with the Miami Dolphins after being named defensive backs coach on Jan. 31, 2018.

Oden brings 14 years of NFL coaching experience to the organization, all with defensive backs. In three of his past five seasons, Oden's teams have ranked in the NFL's top five in interceptions (2013-14, 2017). He's played an instrumental part in five players earning seven Pro Bowl selections.

Oden spent the past four seasons (2014-17) coaching defensive backs and cornerbacks for Detroit. During his tenure in Detroit, the Lions recorded 58 interceptions which is the ninth most in the NFL during that time span.

In 2017, he helped the Lions tie for fourth in the NFL with 19 interceptions. Slay tied for the league lead with eight interceptions, more than the previous four years of his NFL career combined. Slay's breakout season also included a league-high 26 passes defended and 60 tackles (54 solo), fourth-most on the team. The 26 passes defended were tied for second-most in the NFL in the previous decade (2008-17). Slay earned first-team All-Pro honors and the first Pro Bowl selection of his career.

During the 2016 season, two of Oden's cornerbacks were among the team's top six leading tacklers – Nevin Lawson and Slay. The Lions finished 9-7 that season and earned an NFC Wild Card playoff berth.

The 2015 Lions finished in the top half of the NFL in passing defense, surrendering just 236.6 passing yards per game. The team limited downfield passing plays by holding opponents to just a 5.8 yards at catch average, the 10th-best in the league.

In Oden's first season in Detroit in 2014, he helped the Lions win 11 games and earn a playoff berth. Slay had 17 passes defended, tied for the sixth-most in the NFL. The Lions were tied for third in the NFL with 20 interceptions and 13th in pass defense, allowing just 231.6 passing yards per game.

Oden spent the 2013 season coaching cornerbacks for Tampa Bay. The Buccaneers were tied for third in the NFL with 21 interceptions. Revis earned a Pro Bowl selection just one year removed from ACL surgery after posting 50 tackles (43 solo), two interceptions and two forced fumbles. He led the team with 11 passes defended. Rookie cornerback Johnthan Banks led the team with three interceptions.

Oden was in Jacksonville for the 2012 campaign. Cornerback Derek Cox led the team with four interceptions despite not having a pick in the previous season. Cox also led the team with 11 passes defended. Safety Dawan Landry totaled 100 tackles (81 solo) and one interceptions.

Oden spent six seasons (2006-11) with the New Orleans Saints, beginning as the assistant secondary coach (2006-10) before being promoted to secondary coach (2011). During his tenure with the Saints, the team won three NFC South titles (2006, 2009, 2011) and won Super Bowl XLIV following the 2009 season. His teams twice finished in the top five in the league in passing yards allowed, ranking third in 2006 (178.4 passing yards allowed per game) and fourth in 2010 (193.9). Harper earned Pro Bowl selections following the 2009 and 2010 seasons.

Oden began his NFL career in 2004 with the Houston Texans, where he spent two seasons (2004-05) as a defensive assistant and assistant defensive backs coach. In 2004, the team set the franchise record for interceptions (22).

Prior to joining the NFL coaching ranks, Oden spent eight seasons as a collegiate coach. He held various defensive assistant coaching positions at Eastern Michigan (2003), East Carolina (2000-02), Army (1998-99), Boston College (1997) and Millersville University (1996).

Oden was a two-time all-conference linebacker at Baldwin-Wallace where he was a captain his senior season and earned All-America honors as a junior. He was inducted into the Cleveland Heights High School Hall of Fame in 2017.

A native of Cleveland, Oden and his wife, Amanda, have a son, Jaylen, and a daughter, Ryan.

TONY ODEN'S COACHING CAREER

1996	Millersville (Pa.) University	Assistant Defensive Backs
1997	Boston College	Graduate Assistant (Wide Receivers)
1998-99	Army	Assistant Defensive Backs
2000-02	East Carolina	Outside Linebackers (2000); Secondary (2001); Safeties (2002)
2003	Eastern Michigan	Defensive Backs
2004-05	Houston Texans	Defensive Assistant/Assistant Defensive Backs
2006-11	New Orleans Saints	Assistant Secondary (2006-10); Secondary (2011)
2012	Jacksonville Jaguars	Defensive Backs
2013	Tampa Bay Buccaneers	Secondary/Cornerbacks
2014-17	Detroit Lions	Defensive Backs/Cornerbacks
2018-present	Miami Dolphins	Defensive Backs



DAVE PULOKA

HEAD STRENGTH & CONDITIONING
COLLEGE: HOLY CROSS
NFL: 12TH SEASON
DOLPHINS: 11TH SEASON

Dave Puloka enters his 11th season as a member of the Dolphins' coaching staff and his third as the team's head strength and conditioning coach, having been promoted to the position on Jan. 25, 2016. He originally joined the Dolphins as an assistant strength and conditioning coach on Jan. 28, 2008.

Puloka oversees all aspects of the players' weight training, along with the team's offseason conditioning program and rehabilitation process. In his first season as head strength and conditioning coach in 2016, he helped the team win 10 games and reach the playoffs for the first time since 2008.

Prior to Miami, Puloka spent the 2007 season as the assistant strength and conditioning coach with the Atlanta Falcons, his first year in the NFL. Prior to embarking on his NFL stint, Puloka served as a graduate assistant strength and conditioning coach at the University of Virginia from 2005-06.

Puloka went to training camp with the Cincinnati Bengals as an undrafted college free agent in 2001. He lettered in football and track at Holy Cross (1997-2000), where he played defensive end. His career totals in football included 19 sacks. He served as a team captain on the football team each of his final two years while he was also a first-team All-Patriot League and All-New England performer. Puloka earned his degree in psychology from Holy Cross College and his master's degree in exercise physiology from the University of Virginia.

Puloka and his wife, Sela, live in Fort Lauderdale with their son, Noa. His last name is pronounced Puh-LOH-kuh.

DAVE PULOKA'S COACHING CAREER

2005-06	Virginia	Graduate Assistant Strength and Conditioning Coach
2007	Atlanta Falcons	Assistant Strength and Conditioning Coach
2008-present	Miami Dolphins	Assistant Strength and Conditioning Coach (2008-15) Head Strength and Conditioning (2016-)

DOLPHINS SEND 189 PLAYERS TO PRO BOWL

Since the 1970 AFL-NFL merger, the Dolphins have sent a total of 189 players to the Pro Bowl, including two following the 2017 season. Over the course of those 47 seasons, 103 offensive players, 77 defensive players and nine special teams players have been chosen. The position that has been represented the most is wide receiver, which has occurred on 21 occasions, including following 2017 when wide receiver Jarvis Landry was selected. The only seasons since 1970 that the Dolphins did not have a player selected to the Pro Bowl were 1980



DARREN RIZZI

ASSOCIATE HEAD COACH / SPECIAL TEAMS COORDINATOR

COLLEGE: RHODE ISLAND

NFL: 10TH SEASON

DOLPHINS: 10TH SEASON

Darren Rizzi enters his 10th season as a member of the Dolphins' coaching staff, his eighth as special teams coordinator and second as associate head coach. He joined the Dolphins as assistant special teams coach in 2009.

Since becoming special teams coordinator in 2011, his units are second in the NFL with 20 blocked kicks. During his Dolphins tenure, three special teams players (long snapper John Denney [twice], punter Brandon Fields and kicker Dan Carpenter) have been named to the Pro Bowl. Rizzi has coached four players to the NFL All-Rookie team in the past five years. Punter Matt Darr earned All-Rookie honors in 2015, kick returner Jarvis Landry in 2014 and kicker Caleb Sturgis and special-teamer Don Jones in 2013.

Rizzi's units have ranked in the top half of Rick Gosselin's annual Dallas Morning News Special Teams rankings in all seven years that he has served as the Dolphins' special teams coordinator.

In 2017, the Dolphins were tied for second in the NFL with three blocked kicks – two field goals and one punt. Kicker Cody Parkey tied a team field goal percentage record by converting 21-of-23 attempts (91.3 pct.), including a 54-yard game-winner in the season opener at L.A. Chargers (9/17), the longest game-winner in team history. Parkey also successfully converted four inside kicks, the most in NFL history since records date back to 1997. Miami's kickoff coverage unit was the best in the NFL, forcing opponents to start on average at their own 23-yard line after kickoffs. The team graded out at No. 11 in Gosselin's rankings and Pro Football Focus ranked the team's special teams No. 6 in the NFL. Michael Thomas was named PFF's Special Teamer of the Year and led the Dolphins with 11 special teams tackles.

Miami was seventh in Gosselin's rankings in 2016 and led the NFL in opponent gross punting average (41.8 yards per punt) and tied for the league lead with four blocked kicks. Kicker Andrew Franks made the first two game-winning kicks of his career and drilled an important 55-yard field goal at Buffalo (12/24) as the field goal unit was rushing onto the field to tie the game and send it to overtime. The eventual Dolphins win went on to solidify the team's first playoff berth since 2008. Rookie punt returner Jakeem Grant and kickoff returner Kenyan Drake each had touchdown returns, becoming the second Dolphins rookie tandem and fourth NFL rookie duo to return a punt and kickoff for a touchdown in the same season. Thomas tied for the NFL lead in special teams tackles (19) and Mike Hull was third (18). Walt Aikens scored the first 2-point defensive conversion in team history after he returned a blocked PAT for two points vs. Arizona (12/11). The team finished in the top 10 in several additional special teams units including opponents starting field position following a kickoff (10th/24.4 yard line), own starting field position following a kickoff (8th/25.3 yard line) and opponent net punting average (3rd/37.4 yards per punt).

The Dolphins were No. 15 in Gosselin's rankings in 2015. Landry earned AFC Special Teams Player of the Week honors for his Week 1 performance at Washington where he returned a punt 69 yards for a touchdown in the win. Landry was fourth in the league with 356 punt return yards. Darr posted the fourth-best single-season punting average (47.6) in team history and earned NFL All-Rookie team honors as his average ranked third in the league. Franks was 13-for-16 in field goal attempts as a rookie. The Dolphins ranked in the top 10 in five special teams categories.

In 2014, Rizzi guided a special teams unit that set the franchise record with three blocked punts in a season. They also added two blocked field goals, giving Miami five blocked kicks on the year, the most since the team blocked seven in 1977. Explosive plays weren't limited to the block units as Jarvis Landry won AFC Special Teams Player of the Month for October when he returned five kickoffs for 178 yards (35.6), with a long of 54 yards. The 35.6 average kickoff return was the second-highest in the NFL in October and was the highest October average in franchise history. Landry finished the season with a 28.1 kick return average, the fourth-highest in the NFL and tops among rookies.

In 2013, for the third-consecutive season, the Dolphins' special teams were rated among the top eight units in the NFL based on the annual Dallas Morning News Special Teams rankings. Miami was one of three teams to remain in the top 10 (along with Baltimore and Seattle) in both the 2013 and 2012 rankings. Additionally, from 2011-13, only Miami and Seattle were ranked by the Dallas Morning News in the top 10.

Rizzi's 2013 special teams units were highlighted by the play of Fields, who earned his first Pro Bowl berth. Fields ranked second in the NFL in punt average (48.8 yards per punt), second in net average (42.4, which was

eighth-best in NFL history at the time), tied for third with 33 punts inside the 20-yard line and also recorded the third-longest punt (74 yards) during the season. Fields is one of only two Dolphins punters to be selected to the Pro Bowl, joining Reggie Roby (1984, 1989).

The 2012 campaign built off a strong 2011 season for Rizzi and the Dolphins special teams. Gosselin ranked Miami as one of the top five special teams units in the NFL for the second consecutive year, making the Dolphins the only team in the NFL to rank in the top five during both the 2012 and 2011 seasons, following a second place finish in '11. Fields continued to establish himself as one of the most productive punters in NFL history, leading the NFL with a 50.2 average, while moving into first place in team history for highest-career punting average (46.4), highest-career net punting average (38.7) and second place in NFL history for highest-career punting average (46.4). Newcomer Marcus Thigpen became the first player in team history to return a kickoff (96 yards at Buffalo on November 5, 2012) and a punt (72 yards at Houston on September 9, 2012) for touchdowns in the same season. Thigpen also stood alone as the only player in the NFL to rank in the top five in kickoff return average (27.4) and punt return average (12.2) in 2012. Additionally, Miami became the first NFL team in the last 20 years to block a field goal, block a punt and recover their own onside kick in the same game when the unit accomplished that feat at the New York Jets on October 28, 2012.

Rizzi led an impressive 2011 season by the Dolphins special teams. After he took over the special teams in Week 5, the Dolphins improved in almost every major statistical special teams category, including net and gross punt average, punt and kick return average, average drive start and opponent's gross and net punt average. The units showed the biggest improvement of any NFL special teams unit in the NFL from 2010 to 2011 according to the annual special teams report compiled by Gosselin. The improvement saw the Dolphins jump from their 2010 ranking of 24th in the NFL to second in 2011. The 22-place advancement was aided by Carpenter's 13 of 16 in field goals from 40 yards and beyond and Fields' net punting average of 41.1 yards, finishing just behind the special teams units of the San Francisco 49ers.

Rizzi joined the Dolphins with four years of experience as a collegiate head coach, including the 2008 season at the University of Rhode Island. Prior to taking over the program at URI, Rizzi was an assistant at Rutgers for the previous six seasons (2002-07), where he headed up the Scarlet Knights' special teams unit. He also tutored the team's running backs his first three years there and the linebackers for his final three. In addition, he held the title of assistant head coach from 2004-06 and associate head coach in 2007. In Rizzi's six years at Rutgers, he coached three players who earned first-team All-Big East honors in special teams including kick returner Nate Jones (2002), kick/punt returner Willie Foster (2005) and punter Joe Radigan (2006). Jones also was named the conference's co-Special Teams Player of the Year in 2002 while Foster was the Big East Special Teams Player of the Year in 2005.

Before his stint at Rutgers, Rizzi was the head coach at the University of New Haven, where he guided the Chargers to a three-year record of 15-14 from 1999-2001. Rizzi was the special teams and linebackers coach at Northeastern University in 1998. He coached at New Haven from 1994-97, where he was UNH's defensive coordinator in his final year there, after overseeing the special teams and defensive line his first three. Rizzi began his coaching career as a graduate assistant at Colgate in 1993.

Rizzi played tight end at Rhode Island, where he first walked on in 1988. He went on to tally 160 receptions for 2,426 yards (15.2 avg.) and 15 touchdowns in his collegiate career and was a consensus All-American in 1992. Following his time at Rhode Island, Rizzi was signed as a free agent by the Philadelphia Eagles prior to beginning his coaching career.

A native of Hillsdale, New Jersey and a graduate of Bergen (N.J.) Catholic High School, Rizzi earned a degree in speech communications from URI in 1992. During the spring of 2013, Rizzi was inducted into the Bergen Catholic High School Hall of Fame. A two-sport high school star, he concluded his prep football career with 69 receptions, a school record which stood for 22 years, while also excelling as an All-League outfielder for the baseball team.

He and his wife, Tracey, have two daughters, Mackenzie and Alexandra, and three sons, Christian, Casey and Cameron.

DARREN RIZZI'S COACHING CAREER

1993	Colgate	Graduate Assistant
1994-97	New Haven	Special Teams/Defensive Line Coach (1994-96) Defensive Coordinator (1997)
1998	Northeastern	Special Teams/Linebackers Coach
1999-2001	New Haven	Head Coach
2002-07	Rutgers	Special Teams/Running Backs Coach (2002-03) Assistant Head Coach/Special Teams Coordinator/Running Backs Coach (2004) Linebackers/Assistant Head Coach/Special Teams (2005-06) Outside Linebackers/Special Teams/Associate Head Coach (2007)
2008	Rhode Island	Head Coach
2009-present	Miami Dolphins	Assistant Special Teams Coach (2009) Special Teams Coach (2010) Special Teams Coordinator (2011-15) Assistant Head Coach/Special Teams Coordinator (2015-16) Associate Head Coach/Special Teams Coordinator (2017-)



ERIC STUTESVILLE

RUN GAME COORDINATOR / RUNNING BACKS

COLLEGE: WISCONSIN-WHITEWATER

NFL: 22ND SEASON

DOLPHINS: FIRST SEASON

Eric Stutesville is in his first season with the Miami Dolphins after he was named run game coordinator/running backs coach on Jan. 31, 2018.

Stutesville brings 21 years of NFL coaching experience, including 17 at the running backs position. He has been on the coaching staffs of two conference championship teams (2013 and 2015) and won Super Bowl 50 with the Denver Broncos.

Stutesville has helped his players earn three Pro Bowl selections – Marshawn Lynch (2008), Willis McGahee (2011) and C.J. Anderson (2014). He's also been the position coach for 10 1,000-yard rushing campaigns with McGahee (3), Tiki Barber (2), Lynch (2), Knowshon Moreno (1), Fred Jackson (1) and C.J. Anderson (1). In total, his running backs have registered 59 individual 100-yard performances – a total that includes 24 by McGahee and 12 by Barber.

Stutesville spent the past eight seasons (2010-17) as Denver's running backs coach. He was promoted to assistant head coach in 2017. That season, he helped Anderson reach 1,000 rushing yards for the first time in his career. As a team, the Broncos were 12th in the NFL in rushing, averaging 115.8 yards per game. His running backs were also active in the passing game as three of the team's top six reception leaders were players he coached, including Devontae Booker (30 receptions), Anderson (28 receptions) and Jamaal Charles (23 receptions).

In 2016, Stutesville's unit lost its starting running back (Anderson) and fullback (Andy Janovich) to injured reserve but helped Booker, a fourth-round pick, lead the team in rushing with 612 yards. His total was fourth among NFL rookies that season and he was second among rookie running backs with 31 receptions for 265 yards (8.5 avg.) and one touchdown.

Stutesville was part of the Broncos' Super Bowl 50 victory at the end of the 2015 season. The team averaged nearly 50 rushing yards per game more during the final seven weeks of the season than the first 10, ranking seventh in the league with 135.1 rushing yards in those final seven games. Ronnie Hillman (4) and Anderson (2) combined for six 100-yard performances that season. Anderson led the NFL in rushing attempts (54) and rushing yards (234) during the postseason.

In 2014, Stutesville helped Anderson earn a Pro Bowl selection despite not making his first career start until Week 11. Anderson led the NFL with 709 yards from scrimmage (472 rushing and 237 receiving) during the month of November and tied for the league lead with seven rushing touchdowns in the month of December. He became just the fifth undrafted running back in NFL history to earn a Pro Bowl selection.

The 2013 Broncos were the best offense in NFL history, setting the league's scoring record with 606 points. Stutesville worked under future Dolphins Head Coach Adam Gase, who was the Broncos' offensive coordinator at the time, and helped Moreno become the first player in Broncos history to post 1,000 yards rushing (1,038) and 500 yards receiving (548). Denver won the AFC Championship and participated in Super Bowl XLVIII.

In 2012, Stutesville helped the Broncos finish 13-3 and win the AFC West. The team won 11 straight games to finish the regular season and earned a first-round bye in the playoffs. His running backs unit was ravaged by injuries but still helped the Broncos finish fourth in offense. McGahee rushed for 731 yards and four touchdowns despite playing just 10 games.

Stutesville's group in 2011 helped the Broncos lead the NFL in rushing, setting a team record with 164.5 rushing yards per game. McGahee tied for the NFL lead with seven 100-yard rushing games and totaled 1,199 rushing yards on the season.

The 2010 season was Stutesville's first in Denver and he helped Moreno become the fifth player in team history to record 1,000 yards from scrimmage in each of his first two NFL seasons. He was named the team's interim head coach on Dec. 6, 2010 and served in that capacity for the final four games of the season, becoming the first African-American head coach in Broncos history. He earned his first win as an NFL head coach on Dec. 26, 2010 vs. Houston.

From 2004-09, Stutesville was the running backs coach for the Buffalo Bills. He added running game coordinator responsibilities in 2008. He coached a 1,000-yard rusher in five of his six seasons in Buffalo, including three straight years to end his tenure there.

In 2008, Studesville helped Lynch become the first Bills running back in five years to earn a Pro Bowl nomination after his second consecutive 1,000-yard season (1,036). Fred Jackson rushed for 500 yards and the pairing combined for 84 receptions, a mark that led the league among rushing tandems.

McGahee (2004-05) and Lynch (2007-08) rushed for 1,000 yards in each of their first two NFL seasons under Studesville. McGahee's 2,375 yards broke a team record for the most rushing yards in a player's first two years. McGahee was the fourth rookie in team history to reach 1,000 rushing yards (1,128) and tied a franchise rookie record with 13 rushing touchdowns. He began his career with at least 100 yards in his first three starts, becoming only the third NFL player to do so since 1970.

Prior to Buffalo, Studesville was the running backs coach for the New York Giants and helped Tiki Barber rush for 1,000 yards in back-to-back seasons. Barber was seventh in the NFL in yards per rush (3.6), ninth in rushing yards (3,468) and led all NFC running backs with 210 receptions during that three-year span. His 5,103 scrimmage yards were fifth in the NFL.


Studesville's first NFL stop was the Chicago Bears, where he was an NFL minority coaching fellowship during training camp in 1996. He spent four seasons (1997-2000) with the Bears as offensive quality control.

Prior to his NFL coaching career, Studesville was a defensive assistant in the collegiate ranks. He was a secondary coach at Kent State (1995-96) and Wingate (1994). Studesville also spent time as a video assistant at North Carolina (1992-93) and a graduate assistant at Arizona (1991).

Studesville was a defensive back at Wisconsin-Whitewater and graduated with a bachelor's degree in physical education. He earned his master's degree in exercise physiology at Arizona. He and his wife, Staci, have one daughter, Sydni, and a son, Eric Jr.

ERIC STUDEVILLE'S COACHING CAREER

1995-96	Kent State	Secondary
1997-2000	Chicago Bears	Offensive Quality Control
2001-03	N.Y. Giants	Running Backs
2004-09	Buffalo Bills	Running Backs (2004-07) Run Game Coordinator/Running Backs (2008-09)
2010-17	Denver Broncos	Running Backs (2010-16) Interim Head Coach (2010) Assistant Head Coach/Running Backs (2017)
2018-present	Miami Dolphins	Run Game Coordinator/Running Backs



JEREMIAH WASHBURN

OFFENSIVE LINE

COLLEGE: ARKANSAS

NFL: 17TH SEASON

DOLPHINS: SECOND SEASON

Jeremiah Washburn is in his first season of his second stint with the Miami Dolphins. He was named offensive line coach on Jan. 19, 2018.

Washburn returned to Miami after a one-year hiatus where he spent the 2017 season as Chicago's offensive line coach. He was the Dolphins assistant offensive line coach in 2016 and is one of just eight coaches in team history to have multiple tenures with the team.

In Chicago, Washburn helped running back Jordan Howard rush for 1,122 yards, which were sixth in the NFL, and his nine rushing touchdowns were tied for third.

In Washburn's first stint with Miami in 2016, Washburn helped the Dolphins to their most successful season in eight years, winning 10 games and advancing to the playoffs for the first time since 2008. The Dolphins won nine of their final 11 contests and during those 11 games, the team ranked No. 3 in the NFL with 132.9 rushing yards per game and tied for third with just 13 sacks allowed. Running back Jay Ajayi rushed for 1,272 yards, the third-most in a single season in Dolphins history. He joined wide receiver Jarvis Landry as the second Dolphins duo to top 1,000 yards rushing and receiving in the same season and both earned Pro Bowl selections.

Prior to Miami, Washburn spent the previous seven years (2009-15) working with the offensive line for the Detroit Lions. He joined the Lions staff in 2009 as an assistant offensive line coach and was promoted to offensive line coach in 2013.

The 2014 Detroit Lions won 11 games, the most in a single season for the franchise since 1991. Washburn's offensive line helped protect quarterback Matthew Stafford, who earned Pro Bowl honors by directing the No. 12 passing offense in the NFL (251.9 yards per game). The offensive line was forced to use seven different starting lineup combinations due to injuries and Washburn helped develop two rookie offensive linemen, tackle Cornelius Lucas and guard Travis Swanson.

In 2013, Washburn's first year as the Lions' offensive line coach, he helped a unit that returned just two starters rank second in the league in fewest sacks allowed (23). Detroit also finished second in sacks per pass play (3.5 percent) and tied for first in percentage of negative offensive plays (6.9 percent). The unit allowed zero or one sack in 11 games and allowed two or fewer sacks in 14 games. On Nov. 28, 2013, the Lions rushed for 241 yards against Green Bay, the club's most in a single game since Oct. 12, 1997.

As an assistant offensive line coach in 2012, Washburn mentored a unit that paved the way for 17 rushing touchdowns.

From 2010-13, the Lions allowed only 115 sacks, the third-best mark in the league.


Prior to Detroit, Washburn worked six seasons (2003-08) with the Baltimore Ravens in personnel and scouting. He spent two years as a player personnel assistant (2003-04) and four as an area scout (2005-08), where he was responsible for scouting the southwest area. As a player personnel assistant, he assisted in pro scouting, including some advance scouting of opponents, unrestricted free agents, NFL Europe and other free agents. He also assisted the college scouting director in preparation for the NFL draft.

Washburn entered the NFL as a football operations assistant with the Carolina Panthers in 2002. He began his coaching career as a graduate assistant (2000-01) at his alma mater, Arkansas.

Washburn played guard at Arkansas, where he majored in international economics and earned his MBA. His father, Jim Washburn, was on the Dolphins coaching staff in 2016 as a senior defensive assistant/pass rush specialist. He and his wife, Susan, have two daughters, Ally and Megan, and a son, Drew.

JEREMIAH WASHBURN'S COACHING CAREER

2000-01	Arkansas	Graduate Assistant
2002	Carolina Panthers	Football Operations Assistant
2003-08	Baltimore Ravens	Player Personnel Assistant (2003-04) Area Scout (2005-08)
2009-15	Detroit Lions	Assistant Offensive Line (2009-12)
2016	Miami Dolphins	Assistant Offensive Line
2017	Chicago Bears	Offensive Line
2018-	Miami Dolphins	Offensive Line



**JAY
KAISER**

ASSISTANT TO THE HEAD COACH
COLLEGE: BETHANY
NFL: 10TH SEASON
DOLPHINS: SEVENTH SEASON

Jay Kaiser enters his seventh season as assistant to the head coach with the Dolphins, assisting Head Coach Adam Gase in organizing football operations for the club. Kaiser manages several elements of Gase's off-field agenda, involving the day-to-day schedule, player and staff communications and the football calendar, including the offseason programs, minicamps and training camp.

In the three years (2009-11) before coming to the Dolphins, Kaiser served in a similar capacity for Raheim Morris, the head coach of the Tampa Bay Buccaneers, including the Bucs' 10-6 season in 2010.

Prior to joining the Buccaneers, Kaiser spent seven seasons (2002-08) on the Kansas State football staff. In 2008, he served as the director of recruiting operations for the Wildcats. In addition to organizing Kansas State's recruiting efforts, he assisted with day-to-day operations and oversaw the Powercat Pride program.

Kaiser served as a graduate assistant at Toledo before working for Kansas State, where he spent one year as the Rockets' assistant quarterbacks and receivers coach. He also coached tight ends and special teams at Northern Iowa as an assistant coach in 1999 following a two-year stint as a graduate assistant at Northwest Missouri State. While on staff with the Bearcats, Kaiser helped the program win an NCAA Division II national title.

Kaiser received his start as a student coach at Bethany College from 1993 through 1996. He earned a

bachelor's degree from Bethany and later added a master's degree from Northwest Missouri State. A native of Liberal, Kansas, Kaiser and his wife, Camille, have two children, Karson and Payton.



**RYAN
CONDON**

COACHING ASSISTANT
COLLEGE: ITHACA COLLEGE
NFL: FOURTH SEASON
DOLPHINS: FOURTH SEASON

Ryan Condon is entering his fourth season with the Miami Dolphins and second as a coaching assistant. He was promoted to football operations coordinator in 2016 and coaching assistant in 2017. Condon serves as an administrative assistant to Head Coach Adam Gase and works with the offensive coaching staff in their weekly preparation.

Condon earned his bachelor's degree in business administration from Ithaca College, where he also played quarterback for the Bomber football team. While at Ithaca, he interned with the NFL league office in London, Priority Sports & Entertainment and the Ithaca College Athletic Department.

Condon is originally from Westwood, New Jersey and currently resides in Fort Lauderdale.

PLAYER PERSONNEL



**ADAM
ENGROFF**

DIRECTOR OF COLLEGE SCOUTING
COLLEGE: KANSAS STATE
NFL: 20TH SEASON
DOLPHINS: 20TH SEASON

Adam Engroff is entering his 20th season with the Dolphins and his third as the team's director of college scouting. In his role, Engroff oversees the team's college scouting department and is also responsible for scouting the top prospects throughout the country.

He previously spent four seasons as a national scout, where he was responsible for scouting the entire country. Engroff spent nine seasons as a regional scout covering the Western portion of the country in the team's scouting system.

Engroff first joined the Dolphins in 1999 in the team's college scouting department. During that time, he performed a myriad of functions, including college scouting and draft preparation.

Prior to his tenure with the Dolphins, Engroff worked in football operations for the Orange Bowl Committee from 1998-99. He also worked for the Prep Recruiting Network from 1997-98, where he scouted high school football players.

A native of Topeka, Kansas, Engroff received his undergraduate degree from Kansas State in 1997. He went on to earn his master's degree in sports administration from Lynn University in Boca Raton, Florida, in 2000.

Engroff and his wife, Beth, reside in Boise, Idaho, with their three sons, Austin, Brody and Beau.



ANTHONY HUNT

DIRECTOR OF PRO PERSONNEL
COLLEGE: ST. THOMAS
NFL: 25TH SEASON
DOLPHINS: 25TH SEASON

Anthony Hunt is in his 25th season with the Dolphins and his sixth as director of pro personnel after being promoted to the position in 2013. Hunt works closely with Executive Vice President of Football Operations Mike Tannenbaum and General Manager Chris Grier to continually upgrade the roster through free agent acquisitions, trades, waiver claims and practice squad signings. He assists Head Coach Adam Gase and the coaching staff with their weekly preparation for upcoming opponents by providing advance scouting reports during the season.

Hunt is responsible for overseeing the team's pro scouting efforts, which include player evaluations, managing depth charts, organizing tryouts and monitoring transactions around the NFL as well as other professional leagues. Hunt collaborates with football administration and analytics to assess the marketplace and establish contract values heading into the free agency period. He helps the college scouting department with evaluating prospects, attending pro days and identifying team needs leading up to the annual draft.

Hunt previously served as a national scout for the Dolphins and oversaw the Eastern half of the United States from 2009-2012. He covered the Southeast, Southwest, Northeast and parts of the Midwest as a regional scout from 2003-2008. He was the club's BLESTO representative in his first few seasons as a scout from 2000-2002. Hunt was a scouting assistant from 1996-1999 after beginning his career as a personnel intern from 1994-1995.

During Hunt's tenure with the Miami Dolphins, he has had the privilege of working with legendary coaches and executives Don Shula, Bill Parcells, Jimmy Johnson and Nick Saban.

A Miami native, Hunt attended Archbishop Curley-Notre Dame High School and graduated from St. Thomas University, where he earned a bachelor's degree in sports administration. He and his wife, Suzy, have two sons, Keaton and Marshall, and a daughter, Jolie.



TERRY BRADWAY

SENIOR SCOUT
COLLEGE: ROWAN
NFL: 33RD SEASON
DOLPHINS: FOURTH SEASON

Terry Bradway is entering his fourth season as a member of the Dolphins' scouting staff. As senior scout, he is primarily focused on scouting the East Coast region for the organization.

Prior to Miami, Bradway spent the previous 14 seasons (2001-14) in various roles with the New York Jets, with his last two as senior director of college scouting. Following the 2012 NFL draft, Bradway added the responsibility of overseeing all team efforts surrounding the draft, a role he had from 2006-08. During that span, he also oversaw the Jets' pro scouting operations. For five seasons (2001-05), he served as the Jets' general manager and executive vice president. During that time, the Jets appeared in the postseason three times in four years (2001, '02, '04), earning Bradway Executive of the Year honors in 2002 by the New Jersey Sportswriters Association.

Bradway originally joined the Jets in 2001 after having worked for the Kansas City Chiefs for nine seasons

in the team's player personnel department. He held several positions in Kansas City, including vice president of player personnel (2000), director of player personnel (1997-99) and director of college scouting (1992-96). The Chiefs had seven winning seasons and five postseason appearances in his nine years.

Prior to the Chiefs, he spent six years (1986-91) as a scout with the New York Giants, participating in two Super Bowl runs (XXI and XXV). Bradway also spent three seasons (1983-85) as assistant director of player personnel for the USFL's Philadelphia/Baltimore Stars, highlighted by three championship game appearances and two USFL titles. Bradway started his football career as a graduate assistant coaching the receivers at the University of Cincinnati in 1978 and as running backs coach at the United States Merchant Marine Academy in 1979.

The former defensive back at Trenton State (now the College of New Jersey) earned three letters there before transferring and graduating from Glassboro State (now Rowan University) with a bachelor's degree in health/physical education in 1978. He earned his master's degree in health and physical education from Rowan in 1982. Born in Atlantic City, New Jersey, he was inducted into the Holy Spirit High School (Absecon, N.J.) Hall of Fame in October 2004.

Bradway and his wife, Kathy, have two sons, Mike and Tom, and a daughter, Jen. Jen played lacrosse at Delaware before graduating in December 2011. Mike played tight end and graduated from Villanova, is currently the assistant director of player personnel for the Kansas City Chiefs. Tom played wide receiver at Temple and is now a graduate assistant at the school focusing on recruiting.



RON BROCKINGTON

NATIONAL SCOUT
COLLEGE: MASSACHUSETTS
NFL: 22ND SEASON
DOLPHINS: 13TH SEASON

Ron Brockington is entering his 13th season as a member of the Dolphins' scouting staff after spending the previous nine years in the player personnel department of the New York Jets, including the last seven as a scout. The Dolphins promoted him to national scout in 2016.

Brockington started full-time with the Jets in 1997 when he worked in the team's personnel department. After two years as an assistant in player personnel, he was elevated to a scout for the 1999 season.

Brockington is a 1997 graduate of the University of Massachusetts-Amherst where he lettered as a running back for three seasons (1994-96) after transferring from Syracuse. He had his best year as a senior, when he led the team with 776 yards rushing and six touchdowns on 123 attempts (6.3 avg.).

Brockington earned his bachelor's degree in sports management. During the summers while he was in college (1993-96), Brockington worked in the Jets' operations department where he served in a myriad of roles. From 1991-93, he worked in the club's equipment room as a student assistant. As a high school student, he also helped in the team's marketing department in the summer of 1990.

Brockington is a native of Hempstead, New York, where he was a two-time All-Long Island linebacker (1990-91) at Hempstead High School and the Gatorade Player of the Year for New York. He resides in Indianapolis with his wife, Aixa, daughters, Dajanae and Savaya, and son, Christopher.



MATT WINSTON

NATIONAL SCOUT
COLLEGE: TEXAS A&M
NFL: 13TH SEASON
DOLPHINS: 11TH SEASON

Matt Winston enters his 11th season with the Dolphins and third in his current role as a national scout. He spent the previous five seasons as a college scout, focusing on the Southwest region of the country.

In 2010, he served as a pro scout and spent his first two seasons in Miami working in the player personnel department as a scouting assistant, where he performed a variety of functions to aid in the day-to-day operations of the department.

Prior to joining the Dolphins in 2008, Winston was the director of football operations at Florida International University in 2007 and worked as a college scouting intern for the Houston Texans in 2006.

Winston completed his bachelor's degree at Texas A&M in economics and earned his MBA from Florida Atlantic University.

A native of Midland, Texas, Winston resides in Frisco, Texas, with his wife and three children.



CHRIS BUFORD

COLLEGE SCOUT
COLLEGE: BAYLOR
NFL: SEVENTH SEASON
DOLPHINS: SEVENTH SEASON

Chris Buford is entering his seventh season with the team and fifth as a college scout. Buford focuses on the Southwest region of the country. He spent the past three years covering the Midwest and covered the Northeast region in 2014.

Buford joined the Dolphins in 2012 as an assistant in the team's scouting department. In that role, he provided support to all levels of the department while focusing on overall evaluation and preparation for the NFL draft.

Prior to his tenure with the Dolphins, Buford was a four-year letterwinner for the Baylor football team (2007-10). He appeared in 30 games in his career and, as a senior, he was a part of a Bears football team that made its first bowl appearance since 1994. Buford was a four-time member of the Big 12 Commissioner's Honor Roll and earned a degree in education with a minor in corporate communications. He also received a master's degree from Baylor in sports management in 2012.

A native of Arlington, Texas, Buford attended Bowie High School and earned honorable mention all-district honors as a senior football player. Buford currently resides in Brookfield, Wisconsin with his wife, Jasmine, and their daughter, Charley Rose.



CHASE LESHIN

COLLEGE SCOUT
COLLEGE: TEXAS
NFL: 10TH SEASON
DOLPHINS: 10TH SEASON

Chase Leshin is entering his 10th season with the team and his fourth as a college scout. He also served as player personnel coordinator from 2012-17 and was the college scouting coordinator from 2011-12. His current responsibilities include scouting schools in the Southeast region.

Leshin joined the Dolphins in 2009 in the equipment department as a staff assistant and worked as an operations assistant in 2010 before transitioning to the player personnel department in 2011.

A native of Corpus Christi, Texas, Leshin earned a Bachelor of Business Administration degree in marketing from Texas. In his senior year, he worked for the Longhorn football team in the equipment department, where he received the Darrell K. Royal Memorial Scholarship.

Leshin resides with his wife, Krysten, and son, Tanner, in Fort Lauderdale.



LENNY McGILL

COLLEGE SCOUT
COLLEGE: ARIZONA STATE
NFL: 24TH SEASON
DOLPHINS: FOURTH SEASON

Lenny McGill enters his fourth season with the Dolphins after spending the prior six seasons (2009-14) with the Denver Broncos. In his current role, he is responsible for scouting the West Coast region of the Dolphins scouting system.

McGill scouted the Southwest region for the Broncos in 2014 after spending his first five years with the team as assistant director of college scouting. His scouting efforts helped Denver capture four consecutive AFC West division titles from 2011-14 with a young nucleus of talent that played major roles for the club. The Broncos went on to win the AFC Championship game in 2013 and play in Super Bowl XLVIII.

McGill joined the Broncos after nine years (2000-08) as a college scout for the Green Bay Packers following the conclusion of his five-year NFL playing career. As a college scout with the Packers, McGill was responsible for scouting the Central Plains region. Hired by Green Bay in 2000, he was part of five playoff berths and four division titles.

Before beginning his scouting career, McGill played cornerback in the NFL and saw time in 62 career regular-season games (nine starts) and three postseason contests with Green Bay (1994-95), Atlanta (1996-97) and Carolina (1998). He totaled 104 tackles (84 solo), four interceptions, 16 pass breakups, one sack, two fumble recoveries and one forced fumble during his NFL career.

McGill played at Arizona State University from 1990-93 and was a two-year starter for the Sun Devils, earning honorable mention All-Pac-10 honors as a senior. He also lettered for three seasons on the Sun Devils' track and field team, finishing second in the conference in the triple jump as a sophomore. As a senior in high school, he had the top triple jump in the nation at 51'2".

McGill is a graduate of Arizona State with a bachelor's degree in criminal justice.



J.P.
McGOWAN

COLLEGE SCOUT
COLLEGE: TEXAS A&M
NFL: SEVENTH SEASON
DOLPHINS: FIFTH SEASON

J.P. McGowan is entering his fifth season as a member of the Dolphins and his third as a college scout after he was promoted from scouting assistant in 2016. In his role, he is responsible for evaluating players at schools in the Northeast region of the country in preparation for the NFL draft.

Prior to joining the Dolphins, McGowan spent three seasons in the scouting departments of other NFL teams, first as a scouting intern for both the Houston Texans (2009-10) and the Tennessee Titans (2012-13), and most recently as a scouting assistant with the Philadelphia Eagles (2013-14).

A native of Houston, McGowan graduated from Texas A&M in 2010 where he worked in the recruiting department during his time there (2006-10). McGowan also received a master's degree in sports business from the University of Washington in 2011.

McGowan and his wife, Melissa, reside in Miami.



GRANT
WALLACE

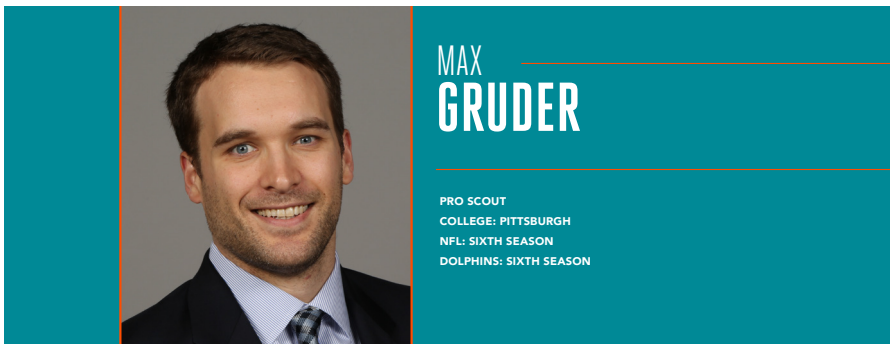
COLLEGE SCOUT
COLLEGE: YALE
NFL: FOURTH SEASON
DOLPHINS: FOURTH SEASON

Grant Wallace is entering his fourth season with the Dolphins and his first as a college scout. Wallace focuses on the Midwest region of the country. He spent the 2017 season as a player personnel scout, was a player personnel assistant in 2016 and spent the 2015 season as a scouting intern, assisting both the college and pro personnel departments.

In his current role, Wallace assists both the college scouting and pro personnel departments in daily operations, assisting with player evaluations and traveling to different colleges around the country. Additionally, Wallace continues to evaluate current NFL players around the league.

Wallace attended Yale University where he was a three-year letterman and three-year starter at wide receiver. Wallace finished his collegiate career ranked No. 4 all-time in school history in receptions (146) and receiving yards (1,923). He led the FCS in receiving yards per game (113.9) as a senior.

A native of St. Louis, Wallace graduated from Yale with a degree in political science. He currently resides in St. Louis.



MAX GRUDER

PRO SCOUT
COLLEGE: PITTSBURGH
NFL: SIXTH SEASON
DOLPHINS: SIXTH SEASON

Max Gruder is entering his sixth season with the team and his fifth as a pro scout after spending 2013 as a scouting assistant. In his current role, he monitors personnel moves throughout the NFL, evaluates professional players and manages player databases. Gruder also performs advance scouting for future opponents.

Gruder joined the Dolphins in 2013 as an assistant in the team's scouting department. In that role, he provided support to all levels of the department while focusing on overall evaluation and preparation for the NFL draft.

Prior to his tenure with the Dolphins, Gruder was a four-year letterwinner at linebacker with the University of Pittsburgh football team. He signed with the Atlanta Falcons as an undrafted free agent following the 2012 NFL draft before being released at the end of training camp.

At Pittsburgh, Gruder appeared in 52 games with 39 starts and totaled 296 tackles (159 solo), 13.5 tackles for loss, one sack and one interception. As a senior, he recorded a career and team-high 116 total tackles, 8.5 tackles for loss, 0.5 sacks and was named second-team All-Big East. Additionally, he was a two-time honoree on the Big East All-Academic team who majored in business.

A native of Charlotte, North Carolina, Gruder attended Charlotte Country Day School where he played linebacker and was selected to the first-team All-North Carolina Independent School Association as a senior.

Gruder currently resides in Davie with his wife, Christie.



CHRIS ROSSETTI

PRO SCOUT
COLLEGE: GUELPH
NFL: FOURTH SEASON
DOLPHINS: FOURTH SEASON

Chris Rossetti is entering his fourth season with the Dolphins and third as a pro scout after being promoted in 2016. He originally joined the Dolphins as a pro personnel assistant in 2015 after serving as the director of player personnel for the Toronto Argonauts in the CFL. In his current role, he monitors personnel moves throughout the NFL, evaluates professional players in the NFL, Canadian Football League and Arena Football League and manages player databases. Rossetti also performs team advancing for future opponents.


Prior to Miami, Rossetti spent three seasons (2012-14) in the CFL with the Toronto Argonauts' player personnel department. He initially began as a scouting assistant in 2012 on the 100th Grey Cup team before being promoted to player personnel assistant the following year and serving as director of player personnel in 2014. His duties included recruitment strategies in both Canada and the U.S., hosting free agent camps, scouting NFL camps, contract negotiations and coordinating CFL draft preparation. While with Toronto, Rossetti was responsible for the signing of both wide receiver Vidal Hazelton and defensive end Tristan Okpalauogo who went on to win back-to-back CFL East Division Rookie of the Year awards, the first time for Toronto in 28 years.

A four-year letterman and two-year starter as a quarterback at the University of Guelph (Ontario), Rossetti

was named OUA Player of the Week in 2010 and was an Academic All-Canadian in 2011. He graduated in 2012 with an honors degree in history.

Rossetti is a Mississauga, Ontario native and attended St. Michael's College School in Toronto where he played quarterback. His team lost only one game in four seasons and captured three Provincial championships.

Rossetti and his wife, Alex, currently reside in Davie.



**ANDY
HOWELL**

PRO SCOUT
COLLEGE: OHIO
NFL: SIXTH SEASON
DOLPHINS: THIRD SEASON

Andy Howell is entering his third season with the Dolphins and his first as a pro scout. He previously served as a player personnel scout (2017) and staff assistant (2016). In his current role, he monitors personnel moves throughout the NFL, evaluates professional players and performs advance scouting of future opponents.

Howell joined the Dolphins after one year at Western Michigan, where he oversaw all aspects of the football recruiting department as the director of player personnel, including initial player evaluation, coordinating recruiting visits, arranging coaches recruiting schedules and management of social media accounts.

Prior to that, Howell spent two years with the New York Jets as a pro personnel intern, where he evaluated professional players, coordinated free agent workouts, created player profile tapes and assisted with player database management. He also spent one season with the Cleveland Browns as a college scouting assistant in 2012 and was a training camp intern in the Browns scouting department in 2011.

Howell was a walk-on safety at the University of Kansas prior to earning his bachelor's degree in sports management from Ohio University. He was a student assistant at Ohio, where he worked primarily with the defensive line and in the recruiting department.

A native of Avon Lake, Ohio, Howell currently resides in Davie with his wife, Tara.



**MINH
LUU**

PLAYER PERSONNEL COORDINATOR
COLLEGE: CENTRAL FLORIDA
NFL: FOURTH SEASON
DOLPHINS: THIRD SEASON

Minh Luu is entering his third season with the Dolphins and his first as player personnel coordinator. He spent the 2017 season as a college scouting staff assistant and the 2016 season as a team operations staff assistant prior to being promoted to his current role.

Luu is responsible for managing the college scouting database, including compiling and distributing scouting reports, organizing and planning the yearly player personnel calendar, and coordinating the logistics of the team's Top 30 Visits, Local Day, All-Star Games, and the NFL Combine.

Prior to joining the Dolphins, Luu spent the 2015 season as a video intern with the Detroit Lions. He also worked three seasons with the Orlando Predators of the Arena Football League, most recently serving as the director of football operations and player personnel manager.

A native of Westminster, California, Luu earned his bachelor's degree in radio and television from the University of Central Florida, where he also minored in sports business management. He currently resides in Fort Lauderdale.



J.P. CORREIA
Scouting Assistant

NFL: 2nd Season
DOLPHINS: 1st Season

FOOTBALL ADMINISTRATION



BRANDON SHORE

SENIOR DIRECTOR OF FOOTBALL ADMINISTRATION
COLLEGE: ELON
NFL: NINTH SEASON
DOLPHINS: NINTH SEASON

Brandon Shore is entering his ninth season with the Dolphins, having been named senior director of football administration in September 2016. Shore previously served as the club's senior director of human resources (2015-16), director of human resources (2014-15), senior manager of human resources & football administration (2014), finance & legal affairs specialist (2012-14) and football administration assistant (2010-12).


Shore serves as the team's lead negotiator for player contracts and is responsible for managing the salary cap, day-to-day football administration matters, football operations budgets, club compliance with the NFL's Collective Bargaining Agreement and as the organization's liaison on labor relations and league matters. Shore's primary responsibilities include working closely with Executive Vice President of Football Operations Mike Tannenbaum, Head Coach Adam Gase and General Manager Chris Grier on all football operations and administration support functions.

In Shore's previous roles in human resources, he led the team's efforts to build and cultivate a strategic human resources department designed to drive company performance and establish a consistent culture and value structure across the organization. Shore was responsible for all human resources activities across football and business operations, including staffing, performance management, employee relations, development, compensation and benefits.

As finance and legal affairs specialist, Shore was involved in a number of finance and legal functions across the organization including serving as the franchise's business operations attorney, managing the club's insurance programs and related business affairs. Also, Shore served as a liaison between football and business operations.

Shore began his career with the Dolphins as a football administration assistant, conducting various player contract and marketplace analysis, assisting with player payroll and on salary cap and player personnel related research.

Shore was born and raised in South Florida. He received a Bachelor of Science degree from Elon University with majors in accounting and business management and a Juris Doctorate from the University of Miami School of Law. He is a member of the Florida Bar and a licensed Certified Public Accountant. Shore lives in Cooper City with his wife, Alison, and their two dogs, Cooper and Lily.



JOE VITT

SENIOR DIRECTOR OF FOOTBALL AND PLAYER DEVELOPMENT

COLLEGE: TOWSON

NFL: 40TH SEASON

DOLPHINS: FIRST SEASON

Joe Vitt enters his 40th season in the NFL and first with the Miami Dolphins as the team's senior director of football and player development.

Vitt spent 38 seasons as an NFL assistant coach with eight different teams, primarily overseeing linebackers. He was most recently the assistant head coach/linebackers for the New Orleans Saints, serving in that role from 2006-16. He helped the Saints win Super Bowl XLIV following the 2009 season.

Vitt also had stints with the St. Louis Rams (2004-05), Kansas City Chiefs (2000-03), Green Bay Packers (1999), Philadelphia Eagles (1995-98), Los Angeles Rams (1992-94), Seattle Seahawks (1982-91) and Baltimore Colts (1979-81).

He served as interim head coach on two occasions, leading the Saints during the 2012 campaign and serving in the role for the final 11 games of the 2005 season with St. Louis.

Vitt has held a variety of titles during his coaching career. In addition to interim head coach, he has overseen linebackers, defensive backs, safeties and served as an assistant head coach, quality control coach and strength and conditioning coach.

Vitt played linebacker at Towson State where he was part of the school's 1974 undefeated team. In 1976, he helped Towson finish as the NCAA Division III runner-ups in just the program's eighth year of existence. That squad was honored as a Team of Distinction by the school's Hall of Fame in 2009.

Vitt also is an avid supporter of the United States military. He was the Saints' 2012 and 2013 nominee for the NFL's Salute to Service Award.

DOLPHINS POST THREE PLAYOFF SHUTOUTS

Since the 1970 merger of the American and National Football Leagues, the Miami Dolphins have recorded three of the eight shutouts registered by AFC teams in the playoffs. The Dolphins recorded a 31-0 win over the San Diego Chargers on January 10, 1993, a 14-0 win over the N.Y. Jets on January 23, 1983, and a 21-0 win over the Baltimore Colts on January 2, 1972. The only other AFC playoff shutouts were by the Kansas City Chiefs (30-0 over the Houston Texans on January 9, 2016), the New York Jets (41-0 over the Indianapolis Colts on January 4, 2003), the Oakland Raiders (27-0 over the Dolphins on January 6, 2001), the San Diego Chargers (17-0 over the Kansas City Chiefs on January 2, 1993) and the Baltimore Colts (17-0 over the Cincinnati Bengals on December 26, 1970).



CLYDE CHRISTENSEN

DIRECTOR OF FOOTBALL AND PLAYER DEVELOPMENT

COLLEGE: NORTH CAROLINA

NFL: 23RD SEASON

DOLPHINS: THIRD SEASON

Clyde Christensen is in his third season with the Miami Dolphins and first as director of football and player development. He joined the organization as offensive coordinator in 2016.

Christensen came to Miami after spending 14 seasons (2002-15) with the Indianapolis Colts. In his first season with the Dolphins in 2016, he helped the team to its most successful campaign since 2008, winning 10 games and earning a playoff berth. The Dolphins won nine of their final 11 games. During that span, Miami was third in the NFL in rushing (132.9 yards per game) and allowed just 13 sacks, tied for third-best in the league.

During Christensen's 14 years in Indianapolis, the Colts set a league record with seven consecutive seasons of 12-plus wins. He worked closely with quarterbacks Peyton Manning and Andrew Luck, serving as quarterbacks coach (2012-15) and offensive coordinator (2010-11). He also held worked with the Colts' wide receivers from 2002-09, added assistant head coach responsibilities in 2008 and helped the Colts win Super Bowl XLI at the end of the 2006 season.

Prior to Indianapolis, Christensen spent six seasons (1996-2001) on the Tampa Bay Buccaneers staff. He served as tight ends coach (1996-98), quarterbacks coach (1999-2000) and was promoted to offensive coordinator in 2001, where he helped the Buccaneers reach the NFC playoffs after a 9-7 regular-season finish.

Christensen entered the NFL following 17 years of coaching at the collegiate level. He made stops at Clemson (1994-95), Maryland (1992-93), South Carolina (1991), Holy Cross (1989-90), East Carolina (1986-88), Temple (1983-85), East Tennessee State (1980-82) and Mississippi (1979)..

Christensen was an All-America quarterback at Fresno City Junior College in 1975 and finished his playing career at the University of North Carolina (1977-78). There, he helped the Tar Heels earn Peach and Liberty Bowl bids during his career.

A Covina, California native, Christensen earned his bachelor's degree in industrial relations from North Carolina. He and his wife, Debbie, have three daughters, Rachel, Rebecca and Ruth.



MATT SHELDON

DIRECTOR OF FOOTBALL RESEARCH & STRATEGY

COLLEGE: MINNESOTA

NFL: 15TH SEASON

DOLPHINS: SECOND SEASON

Matt Sheldon enters his second season as the Dolphins' director of football research and strategy, focusing on league-wide research, self-scouting and strategy.

Sheldon brings a diverse background to the Dolphins, having previously served in analytics, coaching and video. He was most recently director of analytics and football research for the Chicago Bears (2015-16). Previous, he was director of sports solutions development with Zebra Technologies (2013-14), the official player tracking provider of the NFL.

Sheldon spent 12 seasons as a coach at the professional level. In 2012, he coached linebackers for the Montreal Alouettes of the CFL, mentoring linebacker Shea Emry to all-star and East Division Most

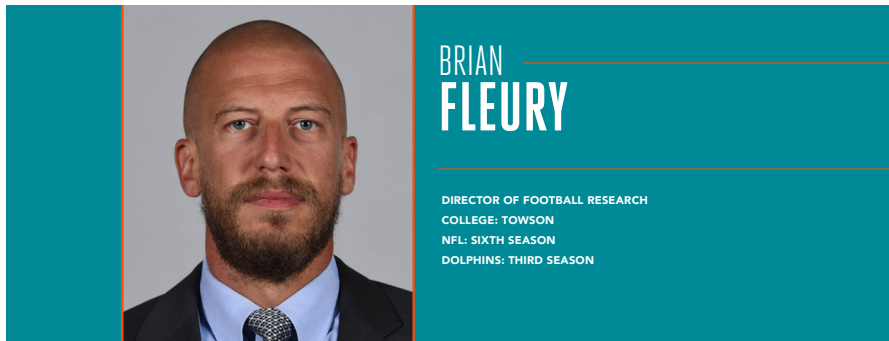
Outstanding Defender honors. From 2010-11, Sheldon was the assistant defensive backs coach with the Minnesota Vikings.

From 2006-09, Sheldon coached linebackers with the Buffalo Bills, developing middle linebacker Paul Posluszny, who earned team defensive MVP honors in 2008. In 2009, the Bills defense was second in the NFL with 28 interceptions.

Sheldon joined the NFL coaching ranks with the St. Louis Rams (2001-05), where he was a defensive and special teams assistant. In his first season, the Rams were NFC champions and played in Super Bowl XXXVI.

Sheldon began his coaching career at Wisconsin (1997-99), where he served as a graduate assistant and assisted with the secondary. He helped the Badgers become the only school in Big Ten history to win back-to-back Rose Bowls.

Passionate about evangelizing the game at every level, Sheldon has been a clinician for professional, collegiate and high school teams and leagues in both North America and Europe, most recently speaking at the USA Football National Conference. He played defensive back at Minnesota (1987-91) and earned an undergraduate degree from the Carlson School of Management and is a graduate of the University of Wisconsin MBA program.



Brian Fleury enters his third season with the Dolphins and second as the director of football research. In his role, he works closely with Defensive Coordinator Matt Burke to help prepare for upcoming opponents and follow league-wide trends. He will assist the team's defensive backs in 2018 after assisting the defensive line in 2017 and linebackers in 2016.

Fleury was Miami's football research analyst in 2016 and joined the team from the Cleveland Browns, where he coached outside linebackers from 2014-15.

Fleury was Cleveland's outside linebackers coach in 2015 and assistant linebackers coach in 2014 and oversaw the outside linebackers during both seasons. In 2014, he helped guide sixth-year NFL veteran Paul Kruger to career highs in tackles (53), sacks (11) and forced fumbles (4).

As a quality control coach for the Buffalo Bills in 2013, Fleury worked with the linebacker unit. He helped develop current Dolphins linebacker Kiko Alonso during his rookie season with the Bills. Alonso totaled 159 tackles (87 solo), four interceptions, two sacks, four passes defended, two fumble recoveries and one forced fumble and was named PFWA NFL Defensive Rookie of the Year.

Fleury spent four seasons at Towson (2009-12), where he served as the special teams coordinator and coached the defensive backs. He helped the team achieve top 10 national rankings in kickoff return yardage (24.28 yards per return) in 2011 and punt return defense (3.46 yards per return) in 2010. Towson won the Colonial Athletic Association in 2011 and earned a share of the conference title in 2012.

Fleury was the defensive coordinator (2006-08) and defensive backs coach (2005) at Sacred Heart. He spent time as a graduate assistant (2004) and coaching intern (2003) at Maryland.

A four-year quarterback at Towson (1998-2002), Fleury earned his bachelor's degree in sports management from the school in 2002. He and his wife, Natasha, have a daughter, Nadia, and reside in Plantation.



DENNIS LOCK

DIRECTOR OF ANALYTICS
COLLEGE: ST. LAWRENCE
NFL: FIFTH SEASON
DOLPHINS: FIFTH SEASON

Dennis Lock is entering his fifth season with the Dolphins. He was promoted to director of analytics in 2015 after serving as head analyst in 2014. In his role, he supports football operations through statistical analysis and research.

Lock graduated with his PhD in statistics from Iowa State University with a dissertation on utilizing statistics in sports. While at Iowa State, Lock worked as a consultant for many academic departments as well as the Iowa State University men's basketball team. During this time, he also served as a co-author on a prominent statistics textbook, currently in its second edition.

Originally from Canton, New York, Lock earned his bachelor's degree in mathematics from St. Lawrence University in 2008. He and his wife, Amy, have two daughters, Jocelyn and Hailey, and reside in Davie.



TOM PASQUALI

FOOTBALL ADMINISTRATION/STRATEGIC PLANNING COORDINATOR
COLLEGE: ST. LAWRENCE
NFL: FIFTH SEASON
DOLPHINS: FIFTH SEASON

Tom Pasquali enters his fifth season with the Dolphins and second as football administration/strategic planning coordinator.

Pasquali's primary responsibilities include assisting with the club's salary cap planning and management as well as in veteran player contract negotiation strategy. He is responsible for NFL player contract and marketplace analysis and statistical and salary cap related studies. Pasquali also collaborates with the coaching and personnel staffs on a variety of analytics projects.

Pasquali spent the previous three seasons (2014-16) as a football analyst. As part of the football analytics group, he supported the department in the gathering and interpretation of statistics and data for the coaching staff, pro personnel and sports science departments.

Upon graduating from St. Lawrence University with a degree in mathematics, Pasquali earned his master's degree in applied statistics from Villanova University. While at Villanova, he tutored for the statistics department and interned at Turnkey Sports & Entertainment.

A Voorheesville, New York native, Pasquali also interned for the New York Yankees as a quantitative analyst in their baseball operations department before joining the Dolphins. He resides in Davie.



HARRISON FREID

PERSONNEL ASSISTANT
COLLEGE: MICHIGAN
NFL: FIFTH SEASON
DOLPHINS: THIRD SEASON

Harrison Freid enters his third season with the Dolphins and his fifth season in the NFL, having been named personnel assistant in July 2017. Previously, Freid was a football administration staff assistant. In his role, Freid supports numerous departments with research related responsibilities including football administration, coaching and personnel.

Freid joined the Dolphins from the NFL league office where he served in two capacities, football operations analyst and talent acquisition analyst.

A native of Needham, Massachusetts, Freid played collegiate lacrosse at the University of Michigan, where he earned a communications degree and was a team captain. He also played lacrosse at St. John's University, where he earned his MBA in executive management.. Freid represented the Israeli national lacrosse team in the 2014 World Lacrosse Championships and 2015 World Indoor Lacrosse Championships.



MAX MULITZ


FOOTBALL ASSISTANT
COLLEGE: BROWN
NFL: THIRD SEASON
DOLPHINS: SECOND SEASON

Max Multz enters his second season with the Dolphins and his third season in the NFL, having been promoted to football analyst in 2018. Previously, Multz was an analytics staff assistant. In his role, Multz supports football operations through statistical analysis and research.

Multz joined the Dolphins after spending the 2015 season with the Philadelphia Eagles where he served as an analytics intern. He helped develop game management systems and models to improve in-game decision-making and help analyze prospective players.

A native of Washington, D.C., Multz began his football career as a student assistant at Brown, where he graduated with a degree in mathematics in 2016. He earned his master's degree in data science from George Washington in 2018.

ATHLETIC TRAINING



KYLE JOHNSTON
Head Athletic Trainer

NFL: 2nd Season
DOLPHINS: 1st Season



TROY MAURER
Assistant Athletic Trainer

NFL: 28th Season
DOLPHINS: 27th Season



NAOHISA INOUE
Assistant Athletic Trainer

NFL: 9th Season
DOLPHINS: 9th Season

COMMUNICATIONS



MATT TAYLOR
Senior Director, Football Communications

NFL: 8th Season
DOLPHINS: 4th Season



THERESA GARNER
Senior Manager, Corporate Communications

NFL: 5th Season
DOLPHINS: 5th Season



BRETT BRECHEISEN
Manager, Football Communications

NFL: 4th Season
DOLPHINS: 3rd Season



RENZO SHEPPARD
Manager, Football Communications

NFL: 11th Season
DOLPHINS: 3rd Season



SYDNEY WADE
Coordinator, Communications


NFL: 5th Season
DOLPHINS: 3rd Season

EQUIPMENT



JOE CIMINO
Equipment Manager

NFL: 25th Season
DOLPHINS: 25th Season




CHARLIE THIELE
Asst. Equipment Manager

NFL: 24th Season
DOLPHINS: 24th Season



STEVE GUIDA
Equipment Assistant

NFL: 7th Season
DOLPHINS: 7th Season



JON SWEDE
Equipment Assistant

NFL: 11th Season
DOLPHINS: 11th Season

MIAMI DOLPHINS MEDICAL CONSULTANTS

Chief Orthopedic Consultant	Dr. John Uribe
Orthopedic Consultant	Dr. Gautam Yagnik
Primary Care Sports Medicine	Dr. Michael Swartzon
Internal Medicine Consultant	Dr. Howard Bush
Sports Dentistry Consultant	Dr. Ira Kotch, DDS
Optometry & Vision Training Consultant	Dr. Robert Davis
Chiropractic Consultant	Dr. Nicholas Ruggiero

FOOTBALL SUPPORT



SCOTT BULLIS
Senior Director, Team Operations

NFL: 9th Season
DOLPHINS: 9th Season



DREW BROOKS
Director, Team Security

NFL: 3rd Season
DOLPHINS: 3rd Season



KALEB THORNHILL
Director, Player Engagement

NFL: 10th Season
DOLPHINS: 9th Season



MATT LANGER
Manager, Team Operations

NFL: 5th Season
DOLPHINS: 5th Season



YVES BATOBA
Player Engagement Coordinator

NFL: 4th Season
DOLPHINS: 4th Season



STUART WEINSTEIN
Team Security

NFL: 34th Season
DOLPHINS: 34th Season

SPORTS PERFORMANCE




WAYNE DIESEL
Director, Sports Performance

NFL: 4th Season
DOLPHINS: 4th Season



MIKE WAHLE
Manager, Skills Development

NFL: 15th Season
DOLPHINS: 4th Season



ADAM LaCHANCE
Sports Science Coordinator


NFL: 4th Season
DOLPHINS: 4th Season

VIDEO




MIKE NOBLER
Video Director

NFL: 4th Season
DOLPHINS: 4th Season



DANE CHESTER
Assistant Video Director

NFL: 4th Season
DOLPHINS: 4th Season



NINNO DePATRICK
Video Assistant

NFL: 10th Season
DOLPHINS: 8th Season



BRIAN REGAN
Video Assistant

NFL: 3rd Season
DOLPHINS: 2nd Season

MIAMI DOLPHINS CHEERLEADERS



The Miami Dolphins Cheerleaders are among the most highly regarded and recognized cheerleader brands in the world. The cheerleaders are in the community on a weekly basis and make more than 400 appearances per year. This diverse team is a body of women who are professional, educated and hard working. They are athletes, students, teammates and sisters. The Miami Dolphins Cheerleaders represent the very best aspirations of the team itself, symbolizing the pursuit of flawless performance, humble intelligence, generous kindness, teamwork and competition.

For more information on the Miami Dolphins Cheerleaders, please email cheerleaders@dolphins.com.

2018 MIAMI DOLPHINS CHEERLEADERS TRAINING CAMP ROSTER

Agustina
Ailly
Amanda
Anna
Annaniki
Ashley
Breann
Briana
Carina
Carly

Davia
Elena
Emily M.
Emily S.
Estefania
Etta
Gigi
Holly
Jamie
Jennifer

Jenny
Jess
Joie
Juliana
Kally
Katie
Kayla B.
Kayla W.
Kelly
Nayara

Paige
Rachel C.
Rachel F.
Shayla
Tamara
Vera
Whitney
Zahra

DOLPHINS FATHER-SON COMBINATIONS

There have been three father-son coaching tandems in Dolphins history, including current offensive line coach Jeremiah Washburn who coached alongside his father, Jim Washburn, who had served as senior defensive assistant/pass rush specialist in 2016. Earlier, both Dave Shula (1982-88) and Mike Shula (1991-92, 2000-02) coached under their father, Don.

In 2005, DT Randy Crowder (1974-76) and LB Channing Crowder (2005-10) became the third father-son combination to play for the Dolphins in franchise history. They joined the Barbers, which included linebacker Rudy (1968) and fullback Kantroy (1999), and the Grieses, which consisted of Bob (1967-80) and Brian (2003), both quarterbacks. The Crowders were the first father-son tandem to both be drafted by the Dolphins, as Randy was taken in the sixth round in 1974 and Channing was selected in the third round in 2005. In addition, quarterback George Wilson, Jr., played with the Dolphins in 1966 under his father, George, Sr., who was the team's head coach.

TEAMWORK AT WORK

The Miami Dolphins are committed to leveling the playing field through the power of teamwork to inspire a healthier, more educated and united South Florida community. Together our players, cheerleaders, alumni, staff and partners are dedicated to being difference makers in our community.

This is Dolphins teamwork at work.



DOLPHINS CANCER CHALLENGE

The Dolphins Cancer Challenge raises critical funds for cancer research at Sylvester Comprehensive Cancer more than \$27.5 million dollars.



JUNIOR DOLPHINS

The Junior Dolphins program encourages youth players and coaches to teach, learn and play football in a fun and safe environment. As advocates for safe play, the Dolphins support UHealth's county wide concussion program in all Miami Dade high schools.



SPECIAL TEAMS

Together, AARP Foundation, the Dolphins and more than 4,000 Special Teams volunteers have packed more than 5 million meals for older adults and families facing food insecurity in our community.



FINS WEEKEND

Fins Weekend is dedicated to improving education outcomes by raising money for mentoring and scholarship programs.



TEAM VISITS

The Dolphins host high school, girl's flag and youth football teams during practices throughout the season. These team visits, initiated by Dolphins Head Coach Adam Gase, encourage and inspire youth football participation at all levels of the game.



COACHES CLINICS

In 2018, more than 615 youth and high school coaches took part in the Miami Dolphins 4th annual Coaches Clinic, focusing on football competencies, health and motivational techniques.

TEAMWORK AT WORK



NATURAL DISASTER RELIEF

Making a long-term commitment to hurricane relief, recovery and rebuilding, the Dolphins committed funds, collected and distributed critical care items and restored public spaces including a playground in the Keys.



HOLIDAY CHEER

The Dolphins organization lifts up our community each holiday season with multiple thanksgiving meal distribution and holiday toy events.

FOOTBALL UNITES

The Miami Dolphins believe it is important to be inclusive of the diversity and aware of the intersections that make up South Florida through its "Football Unites" program. Social justice doesn't have one face — nor one race, gender, sexual orientation or identity. We embrace our role as leaders in South Florida and believe the Miami Dolphins can serve as an inspiring and uniting force to level the playing field in our community.



5000 ROLES MODELS AND MIAMI DOLPHINS POLICE AND YOUTH CONFERENCE



PROJECT CHANGE SCHOLARSHIP WINNER VALICIA BROWNE



KENNY STILL AT RIDE ALONG WITH NORTH MIAMI POLICE



STEPHEN ROSS AT FOOTBALL UNITES: COMMUNITY TAILGATE



1 T.D.

MASCOT // 7-0 // ALL MUSSELS
 ACQUIRED: FA, '97
 COLLEGE: ATLANTIS '97
 NFL: 22ND SEASON // DOLPHINS: 22ND SEASON

T.D., the official mascot of the Miami Dolphins, has been a fixture at Dolphins games since his introduction at the Miami Dolphins' Draft Party on April 19, 1997. His charming personality, outstanding sense of humor and ability to relate to young and old alike make him a "Fin"-tastic ambassador for the Dolphins.

T.D. performs at every Dolphins home game, but his job isn't done when the season is over. He can be found throughout South Florida, making appearances at schools, parades, hospitals and various other functions.

A 10-time Pro Bowl mascot, T.D. also has performed at the Chinese New Year's Day Parade in Hong Kong, was the first mascot to participate in the Hall of Fame Game in Canton, Ohio, and has traveled overseas to meet American troops abroad on three military tours.

When T.D. originally debuted, he had not yet been named. The Dolphins' "Name the Mascot Contest" drew more than 13,000 entries from all 50 states and more than 22 countries. Sara Fernandez of Miami was the first to submit the name "T.D.," and she won two tickets to Super Bowl XXXII when the name was selected at the annual Dolphins Awards Banquet on June 4, 1997.

Prior to T.D., the club had a live dolphin named "Flipper," who was situated in a fish tank in the open end of the Orange Bowl. The club also had "Dolfan Denny" patrol the sidelines for several seasons. However, with the debut of T.D., the Dolphins finally had an official mascot.

If you'd like to score a T.D. at your next event, please email KHeinle@dolphins.com.

MIAMI DOLPHINS LOGO HISTORY

On April 25, 2013, the Miami Dolphins unveiled the fifth team logo in the organization's history. The new logo was developed during a creative process spanning more than a year and a half and incorporated input from ownership, members of the organization, former players and the franchise's loyal fans.

Highlighting the evolution is the return to the original aqua and orange color scheme that has come to embody the team and the surrounding Miami area. The iconic elements, the sun and the dolphin, remain prominent and allow the redesigned logo to remain connected throughout the team's history while representing the constant influence of the South Florida environment and community.

Within the logo, the aqua, along with the marine blue, first introduced in 1997 and now finessed through this process, are inspired by the color of South Florida's Atlantic Ocean; while the orange is representative of the bright South Florida sun. The dolphins' positioning has been refined and now features the moment of most power in the marine mammal's trajectory, right before it breaks the plane of the water. The sun has also been refined to incorporate more rays as well as an overall enhancement to a more bright and vibrant color.

The original logo featured the dolphin jumping in front of a sunburst using the team's base colors (aqua, coral and white). In 1974, the dolphin was repositioned in front of the sunburst and the aqua color was strengthened. In 1989, there was a further strengthening of the aqua color and the dolphin's tail was elongated. In 1997, the traditional logo and colors were kept as a base, while the sunburst on the logo was accentuated and the dolphin was strengthened with a stronger definition of its shape. In addition, the sunburst was more prominently displayed with the elimination of the hashmarks around the sun's perimeter, while the dolphin's features were accentuated by navy highlights.



HARD ROCK STADIUM



HARD ROCK STADIUM

347 Don Shula Drive, Miami Gardens, FL 33056 • (305) 943-8000
www.HardRockStadium.com

HARD ROCK STADIUM

Hard Rock Stadium is a global entertainment destination that serves as home to the Miami Dolphins, University of Miami football team, Orange Bowl, Super Bowl LIV and the 100th anniversary of the NFL, 2021 College Football Playoff National Championship, College Football Playoff Semifinals, the 2019 Miami Open tennis tournament, major concerts, international soccer and a host of world-class events.

The multi-purpose, open-air complex recently completed a multi-year renovation fine-tuned to enhance the fan experience. On June 17, 2014, the Miami-Dade County Commission approved by a 7-4 vote a Performance-Based Marquee Event Grant Agreement, which moved forward Hard Rock Stadium's modernization plan. The agreement provides bonus payments to the Miami Dolphins for hosting major events in exchange for Dolphins Owner Stephen Ross taking financial responsibility for the renovation of Hard Rock Stadium without county assistance. The modernization was privately funded by Ross at an estimated cost of more than \$500 million.

Phase I of the project was completed for the 2015 season and changed every seat in the stadium, rebuilt the concourses on the 100 and 300 levels, moved seats 25 feet closer to the field on the north and south sidelines, introduced five new premium spaces and allowed fans to enjoy improved food, enhanced concourses and 16 new restroom facilities throughout the facility. For the 2016 season, Hard Rock Stadium installed a state-of-the-art canopy that keeps as many as 92 percent of the spectators in the shade and protected from the rain and four giant high-definition video boards. Unveiled in 2017 were remodeled, modernized suites throughout the stadium offering a more intimate club space on the 200 level with improved amenities and food.

Hard Rock Stadium hosted its first football game in August 1987 and its first regular season Major League Baseball game in April 1993. It has been home to five Super Bowls, four BCS National Championships and was the first stadium to host the NFL Pro Bowl after 30 years of the game being held in Hawaii.

HISTORY

Now in its 31st year of operation, Hard Rock Stadium was the first of its kind to be constructed entirely with private funds, costing \$115 million when it was completed in 1987. The late Dolphins Owner Joe Robbie led the financing campaign to build "Joe Robbie Stadium." The stadium revolutionized the economics of professional sports when it opened that year. Inclusion of a club level, along with executive suites, helped to finance the construction of the stadium. Season ticket members committed to long-term agreements and in return they received first-class amenities in a state-of-the-art facility.

On March 7, 1990, H. Wayne Huizenga, then Chairman of the Board and Chief Executive Officer of Blockbuster Video and Huizenga Holdings Inc., agreed to purchase fifty percent of Joe Robbie Stadium and became the point man in the drive to bring Major League Baseball to South Florida. That effort was rewarded in July 1991, when South Florida was awarded a National League expansion franchise. On Jan. 24, 1994, Huizenga acquired the remaining fifty percent of the stadium to give him 100 percent ownership.

On Aug. 26, 1996, Pro Player, the sports apparel division of Fruit of the Loom, sponsored the renaming of Joe Robbie Stadium as Pro Player Stadium. It became the first sports marketing and products company to entitle a stadium or arena.

The first football game in Joe Robbie Stadium was held on Aug. 16, 1987, when the Miami Dolphins met the Chicago Bears in a preseason battle. The game also marked the 22nd anniversary of the Dolphins franchise. The stadium hosted the National Football League's premier game, Super Bowl XXIII, on Jan. 22, 1989. It marked the return of the Super Bowl to South Florida after a 10-year absence. Subsequent Super Bowls include Super Bowl XXIX (Jan. 29, 1995), Super Bowl XXIII (Jan. 31, 1999), Super Bowl XLI (Feb. 4, 2007) and Super Bowl XLIV (Feb. 1, 2010). Hard Rock Stadium has the honor of hosting South Florida's record 11th Super Bowl in 2020, the 100th anniversary of the NFL.

Major League Baseball officially began in South Florida in the spring of 1993 as the Florida Marlins opened their inaugural campaign as a National League team. On April 5, 1993, the "new" look of Joe Robbie Stadium as a baseball facility was unveiled to the public for the first time as the Florida Marlins earned a 6-3 win over the Los Angeles Dodgers. On Sept. 28, 2011, the Marlins played their final game at the stadium. A crowd of 34,615 watched as the Marlins dropped a 3-1 decision to the Washington Nationals. In all, the Marlins played 1,504 games in the stadium and posted a record of 781-723.

In 1997, the stadium hosted four World Series games between the Marlins and the Cleveland Indians, including Game 1 on Oct. 18, 1997, the first Series game ever played at the stadium, and Game 7 on Oct. 26, 1997, which the Marlins won, 3-2 in 11 innings, to capture their first World Championship.

Before the arrival of the Marlins, the stadium had played host to 13 spring training games that attracted 370,000 fans and paved the way for baseball in South Florida.

The stadium was renamed Dolphins Stadium in Jan. 2005, as part of a major plan renovation initiated by HuiZenga. In April 2006, two high-definition video boards, the largest and second largest in professional sports at that time, were unveiled. A new fascia LED ribbon-board was installed in July 2006.

In 2007, Hard Rock Stadium underwent \$250 million in improvements and innovations, adding 360,000 square feet of programmable space, new casual seating and gathering areas throughout the stadium, an all-new club level, refurbished luxury suites, new team merchandise store and other amenities. In 2010, corporate offices were built on the east side of Hard Rock Stadium in order to consolidate the business offices of the Miami Dolphins. "A Perfect Moment In Time" statue honoring Don Shula and the team's undefeated season in 1972 was unveiled and proudly adorns the entrance of the offices.

In 2008, HuiZenga sold 50 percent of the team, stadium and surrounding developable land to Stephen M. Ross, Chairman of Related Companies, an international real estate development company. HuiZenga remained the managing general partner of the franchise until he sold another 45 percent of the team and stadium to Ross in Jan. 2009. Ross became managing general partner with 95 percent ownership of the Dolphins and the stadium while HuiZenga retained a five percent share of both and remained a 50 percent partner in the land.

In one of his first moves to improve the fan experience at the stadium, in May 2009, Ross and celebrated singer songwriter Jimmy Buffett announced Dolphin Stadium would be renamed Land Shark Stadium. The unique branding brought Buffett's Margaritaville and Land Shark themes to enhance the game-day experience. To mark the announcement, Buffett performed three songs and unveiled the new lyrics to his iconic song "FINS," written expressly for the team.

On Jan. 20, 2010, the stadium's name was changed to Sun Life Stadium as the international financial services organization made Miami and South Florida a major part of a multi-city philanthropic endeavor through a comprehensive marketing partnership with the Miami Dolphins and the Miami Dolphins Foundation.

On Aug. 17, 2016, the Dolphins and Hard Rock International announced an 18-year agreement to name the newly renovated facility Hard Rock Stadium. As part of the agreement, the iconic lifestyle brand became the official Dolphins' hotel and resort partner, casual dining restaurant partner, hospitality partner and Native American Tribe.

LOCATION

Hard Rock Stadium is located at 347 Don Shula Drive in Miami Gardens, only one mile south of the Miami-Dade Broward County Line. The 160-acre site stands midway between downtown Miami (16 miles) and downtown Fort Lauderdale (18 miles).

WORLD-CLASS EVENTS

Hard Rock Stadium displays its versatility every year by hosting a wide variety of events. Along with Miami Dolphins football, Hard Rock Stadium is home to University of Miami college football and the Capital One Orange Bowl game. The stadium has hosted five Super Bowls (XXIII, XXIX, XXXIII, XLI and XLIV), the 2010 NFL Pro Bowl and four BCS National

Championship Games (2001, 2005, 2009 and 2013). The facility will host its sixth Super Bowl, when Super Bowl LIV is played at Hard Rock Stadium on Feb. 2, 2020. The venue additionally will host the 2021 College Football Playoff National Championship. Additionally, IMG announced the Miami Open presented by Itaú will be relocating to Hard Rock Stadium in 2019.

Hard Rock Stadium's largest attendance came when Alabama defeated Notre Dame in the 2013 BCS National Championship game in front of a record crowd of 81,120. Hard Rock Stadium had the distinction of being the first to host the Pro Bowl before the Super Bowl was played, and the first to host the Pro Bowl on the U.S. mainland in 30 years. Major League Baseball's premier event, the World Series, was played at the stadium in 1997 and 2003. The building is recognized throughout the industry as one of the busiest multi-purpose facilities in the world due in large part to Hard Rock Stadium's expertise in hosting big events.

Hard Rock Stadium has hosted numerous world class international soccer matches, including the International Champions Cup Finals in 2013 and 2014. The facility is the first to host El Clásico Miami, a Relevant Sports' soccer match between Real Madrid and FC Barcelona hosted for the first time in North America. The event was July 29, 2017 and was preceded by a match on July 26 between Paris Saint-Germain F.C. and Juventus F.C. at Hard Rock Stadium. The stadium has hosted the sport's most recognizable clubs including Manchester United, FC Barcelona, Chelsea FC and AC Milan. National teams' matches have included international powerhouses Brazil, Colombia, Croatia, England, Honduras, Peru, Spain and the USA. The Brazil vs. Colombia match on Sept. 5, 2014 established the attendance record (73,429) for a soccer match held in the state of Florida.

Hard Rock Stadium also hosted the Florida high school class 3A, 4A, 5A and 6A state championship football games in 2005, 2006 and 2007, Monster Jam, lacrosse competitions as well as various festivals and trade shows.

Numerous concerts also have been performed at Hard Rock Stadium, featuring entertainers such as the Black Eyed Peas, Chicago, Coldplay, the Eagles with Jimmy Buffett, Elton John/Billy Joel, Genesis, Gloria Estefan, Guns & Roses, Hall & Oates, Jay Z and Beyonce, Madonna, Metallica, New Kids on the Block, 'N Sync, Paul McCartney, Pink Floyd, The Police, Rod Stewart, the Rolling Stones, Taylor Swift, the Three Tenors World Tour, U2 and The Who. Hard Rock Stadium has twice broken its attendance records for entertainment events. U2's 360 Tour broke the record for highest concert attendance in the stadium's history when a crowd of 75,529 attended the rocking show on June 29, 2011. The record was broken as Hard Rock Stadium hosted the largest ever crowd for an entertainment event when 78,363 attended WrestleMania on April 1, 2012. At the time, that figured marked record attendance for the WWE.

PLAYING SURFACE

Hard Rock Stadium is equipped with Bermuda 419 grass. All of the sod used by the Dolphins and Hard Rock Stadium goes through a six-month enhancement process of being harvested and installed on plastic to thicken the sod and toughen the turf to meet the standards of the NFL. Hard Rock Stadium also has purchased 13 field grow lights to make up for the loss of direct sun light due to the shade canopy installed over the seating bowl, as well as eight large oscillating fans to keep the grass as dry as possible on the surface. The mission is to provide the best playing surface in the NFL and for all international events.

NEW SEATING PRODUCTS

Hard Rock Stadium's modernization included doubling unique seating experiences from eight to 16. Some of the newest seating products include:

THE 72 CLUB

The 598 seats in the 72 Club take the premium seating experience to another level. It's the most luxurious seating experience in all of South Florida sports and entertainment. Seats are double-padded, have 11 inches more legroom and are located at midfield. At any point in-game, guests are able to enjoy sideline field views and a private drink rail, located directly on the north side of the field, before walking to their private club designed by the Rockwell Group.

LIVING ROOM BOXES

Hard Rock Stadium has created private four-person boxes known as Living Room Boxes. Located on the 35-yard line and within the Atos Club presented by DELL EMC and Ford Field Club in the end zones, Living Room Boxes are the biggest, most comfortable seats in the stadium. These boxes give guests the ability to watch replays and highlights on their own private screens.

HYUNDAI CLUB

The Hyundai Club is a club located between the 30-yard lines on the north side that offers wider, padded seats for fans and an air conditioned club to enjoy pre-game and throughout the game. The club is designed by the Rockwell Group.

LIFEWTR LOUNGE

A 3,300-square-foot private club located in the east end zone, the LIFEWTR Lounge has 144 seats with an open-air, shared suite experience. It features an all-you-can-eat game day buffet, open bar (beer, wine, soda and LIFEWTR) and televisions featuring all the day’s NFL action.

CORNER TERRACES

The 100 level Corner Terraces provide a unique social experience where guests can watch the game from a high-top table and comfortable swivel chairs. Corner Terraces provide guests the enjoyment of sitting with family or friends without being confined to a row of seats.

THE NINE HOSTED BY ASTON MARTIN RESIDENCES AT 300 BISCAYNE BOULEVARD WAY

The NINE, hosted by Aston Martin Residences at 300 Biscayne Boulevard Way, are the ultimate luxury hospitality experience at Hard Rock Stadium. Designed as open-air suites between the 30s that connect to a private club designed by the Rockwell Group, the NINE presents guests with complimentary car service, a private entrance and a dedicated game day concierge for a truly unforgettable experience.

EXECUTIVE SUITES

Hard Rock Stadium’s 147 suites were completely renovated during the 2017 offseason. These suites offer luxury and comfort in the ultimate setting to watch any event. Suites vary in size from 10 seats up to 50 seats offering air conditioning and DirecTV access with NFL Sunday Ticket, multi-feed sound systems, refrigerators, ice-makers and private telephone services. Suite attendants provide personal service in each suite during the games. Centerplate caters the suites with a wide-variety of food and beverages.

THEATRE BOXES

Hard Rock Stadium features Theatre Boxes on the Bank United Club Level. These 4-6 person individual boxes are located in a shared suite environment with inclusive food and beverage. This new seating product is a perfect option for families or small businesses who may not have a need for a full suite but want to enjoy the amenities of the suite experience.

PARTY TERRACES

Phase III of the renovation brought new party terraces on the 300 level of Hard Rock Stadium. These party terraces have a bar that services guests on the concourse, as well as a double-sided bar with awesome views of the field. Each corner includes two semi-private spaces that each can hold up to 100 people – creating a new experience for a total of 800 guests per event. The Dolphins additionally have made a commitment to donate a party terrace of 100 military tickets each game to local troops serving our country.

LIV AT HARD ROCK STADIUM

The South Beach experience made its way to the stadium and Dolphins football games in 2010. The 10,000-square-foot LIV at Hard Rock Stadium has the look and feel of the LIV nightclub. Complete with a pair of bars, private cabanas and tables and a dance floor and DJ booth, the space overlooks the west end zone and creates a nightclub experience for the fan before, during and after the game.

DINING

Full service hospitality facilities, managed by Centerplate, are available on all levels and include flavors of South Florida like Bru’s Room, Café Versailles, Coyo Taco, Fuku, Grown, Jackson, Los Ranchos, O-B House, Shorty’s BBQ, Shula Burger, Sloppy Joe’s and Sushi Maki. On the Club Level, premium food stations feature delicacies such as sushi, freshly-baked pizza, hand-carved sandwiches, sauté dishes, delicious desserts and much more.

HARD ROCK STADIUM FACTS

Stadium Address	347 Don Shula Drive Miami Gardens, FL 33056
Stadium Telephone	(305) 943-8000
Relative Location	16 miles northwest of downtown Miami 18 miles southwest of Fort Lauderdale 3/4 mile south of Calder Race Course 1 mile south of Miami-Dade-Broward county line on N.W. 27th Ave.
Opening Date	August 16, 1987 Chicago Bears 10, Miami Dolphins 3

First Baseball Game	March 11, 1988
	Los Angeles Dodgers 10, Baltimore Orioles 8
First Soccer Game	March 4, 1988
	U.S. National team 2, Millonarios (Colombia) 1
First Concert	July 3, 1988
	Rod Stewart, Hall and Oates and Chicago
First Super Bowl	January 22, 1989
	San Francisco 49ers 20, Cincinnati Bengals 16
First Blockbuster Bowl	December 29, 1990
(Micron P.C. Bowl, Carquest Bowl)	Florida State 24, Penn State 17
First Capital One Orange Bowl	December 31, 1996
	Nebraska 41, Virginia Tech 21
First World Series	October 18, 1997
	Florida Marlins 7, Cleveland Indians 4

HARD ROCK STADIUM HISTORY

- Mar. 5, 1976 – Consultants are hired to do feasibility study for South Florida stadium.
- July 21, 1976 – Preliminary plan for 70,000-seat stadium is unveiled.
- Nov. 15, 1977– Miami voters reject \$15 million bond issue for Orange Bowl renovations.
- May 22, 1978– Committee estimates to Dade County a cost of \$40 million to build a new Orange Bowl next to the old one with financing coming from a resort tax and ticket surcharge.
- Feb. 19, 1979– County attorney rules resort tax money cannot be used to build a new Orange Bowl.
- March, 1979 – National Football League rejects Miami as a Super Bowl site until stadium situation is rectified.
- Dec. 22, 1981– Dolphins owner Joe Robbie reveals that he is negotiating to develop privately a stadium at Lake Lucerne in north Dade County.
- Nov. 2, 1981 – Voters in Dade and Broward counties overwhelmingly defeat a sales tax increase which would go toward building a new stadium.
- Dec. 14, 1983– City of Miami voters reject sales tax increase to renovate the Orange Bowl.
- Mar. 5, 1984 – Dolphins owner Joe Robbie announces plans to build a new multi-purpose stadium in north Dade County at the team’s annual awards banquet.
- Mar. 13, 1984– City of Miami voters reject raising taxes to pay for \$55 million bond issue to repair the Orange Bowl.
- May 10, 1984– Dolphins owner Joe Robbie begins campaign to market Dolphin Stadium executive suites and club seats.
- July 3, 1984 – Metro Commission accepts 160 acres donated by Emil and Lawrence Morton at Lake Lucerne, then leases it to Dolphin Stadium Corporation for 99 years.
- Dec. 6, 1984 – Metro commissioners unanimously agree to let Dolphins owner Joe Robbie sell \$85 million in tax exempt bonds to finance his stadium project.
- Jan. 8, 1985 – Dolphins owner Joe Robbie announces that he is ready to spend two million dollars for stadium blueprints and engineering studies.
- Mar. 14, 1985– At the NFL meetings in Phoenix, Dolphin Stadium is named as the host site for Super Bowl XXIII (1989).
- July 22, 1985 – Clearing of stadium site begins.
- Sept. 9, 1985 – South Florida Regional Planning Council recommends approval of proposed Dolphin Center.
- Sept. 26, 1985– Metro Commission approves development order and zoning request of Dolphin Center.
- Dec. 1, 1985 – Groundbreaking ceremonies for Dolphin Stadium take place.
- Dec. 19, 1985– Foundation permit is issued to Dolphin Stadium Corporation by Dade County.
- Dec. 26, 1985– First concrete is poured at stadium site.
- Dec. 31, 1985– Dolphins owner Joe Robbie obtains construction loan and is granted permanent financing for the new stadium.
- June 3, 1986 – Dolphins owner Joe Robbie plants a ceremonial 30-foot Royal Palm tree to begin a million-dollar beautification project for neighborhoods near Dolphin Stadium.
- Aug. 27, 1986– Topping Out Ceremonies take place at Dolphin Stadium as highest point of construction is reached.
- Feb. 3, 1987 – Metro Commission unanimously passes a resolution recommending that Dolphin Stadium be named after its builder, Joe Robbie.
- April 30, 1987– Tim Robbie, designated spokesman for the Robbie children, announces that Dolphin Stadium has been renamed “Joe Robbie Stadium.”

- Aug. 2, 1987 – An estimated 40,000 people attend Family Day at Joe Robbie Stadium, the general public's first opportunity to see the new facility.
- Aug. 16, 1987– The Miami Dolphins play host to the Chicago Bears in the first game ever played in Joe Robbie Stadium. The Bears put a damper on the festive evening with a 10-3 preseason victory in front of 63,451 fans. The date also marks the 22nd anniversary of the Dolphins franchise.
- Oct. 11, 1987 – The Dolphins' "replacement" team records a 42-0 shutout win over the Kansas City Chiefs in the first regular-season game at JRS.
- Mar. 4, 1988 – The first soccer game ever played at JRS takes place as part of the Marlboro Soccer Cup of Miami. The U.S. National team defeats Millonarios of Colombia, 2-1, in the match before 14,877 fans.
- Mar. 11, 1988 – The first baseball game ever played at JRS takes place in front of 24,247 spectators, then the largest crowd ever to see a major-league game in the state of Florida. The Los Angeles Dodgers defeat the host Baltimore Orioles, 10-8, in the exhibition contest. The following night, the Montreal Expos beat the Orioles, 9-3, with 17,830 in attendance. Seven home runs are hit each night as a temporary 30-foot wall in left field compensates for a distance of 272 feet down the foul line.
- April 16, 1988– A technical inspection team from FIFA, soccer's international governing body, visits JRS as part of the United States' bid to host the 1994 World Cup.
- July 3, 1988 – The first concert ever held at JRS takes place. "Happy Birthday America '88" features performances by Rod Stewart, Hall and Oates and Chicago.
- Jan. 22, 1989 – The first Super Bowl ever held at JRS takes place. The game marks the first time since Super Bowl XIII (January 21, 1979) that the NFL's Championship game is played in Miami. The San Francisco 49ers defeat the Cincinnati Bengals, 20-16.
- Mar. 7, 1990 – H. Wayne Huizenga, Chairman of the Board and Chief Executive Officer of Blockbuster Video and Huizenga Holdings, Inc., agrees to purchase fifty percent of Robbie Stadium Corporation (the parent company of Joe Robbie Stadium), as well as a fifteen percent limited partnership interest in the Miami Dolphins.
- April 14 & 15, 1990 – Nearly 100,000 people pack the stands in Joe Robbie Stadium over a two-day period to see former Beatle Paul McCartney perform live in concert.
- April 17, 1990– The Blockbuster Bowl, college football's newest post-season bowl game, is officially certified by the NCAA. The bowl is scheduled to kickoff its inaugural matchup on December 29, 1990, at Joe Robbie Stadium.
- Dec. 29, 1990– The Florida State Seminoles defeat the Penn State Nittany Lions, 24-17, in the inaugural Blockbuster Bowl at JRS before a capacity crowd of 74,021.
- Jan. 5, 1991 – Dolphins host the Kansas City Chiefs in the first NFL playoff game ever played in JRS. The Dolphins come back to defeat the Chiefs, 17-16.
- Jan. 28, 1991 – Seats are removed on the north side of JRS to begin renovating for baseball.
- March 26, 1991– H. Wayne Huizenga and the Robbie family jointly purchase 42 acres adjacent to JRS. In addition, Huizenga purchases two additional lots, totaling 65 acres. The lots were purchased from the estates of Emil and Lawrence Morton.
- March 30, 1991– The New York Yankees and the Baltimore Orioles play an exhibition game before 67,654 fans at Joe Robbie Stadium – the largest crowd ever to watch a baseball game in a non-Major League city. The Yankee-Oriole game the following day draws 57,359, giving the two-game series a total attendance figure of 125,013.
- May 23, 1991 – At the NFL meetings in Minneapolis, Joe Robbie Stadium is selected as the host site for Super Bowl XXIX, to be played on January 29, 1995.
- June 10, 1991– The National League expansion committee recommends South Florida (Joe Robbie Stadium) and Denver to Major League Baseball's ownership committee as the two sites for National League expansion. The two teams will begin play in 1993.
- July 18, 1991 – Major League Baseball officially awards South Florida a National League expansion franchise, the Florida Marlins, who will begin play in 1993 at JRS.
- Jan. 25, 1992 – The U.S. World Cup soccer team faces the Soviet National Team (C.I.S.) before a crowd of 30,386.
- Jan. 17, 1993 – The Dolphins host the Buffalo Bills in the first AFC Championship Game ever played at JRS. The Bills defeat the Dolphins, 29-10, and advance to Super Bowl XXVII.
- April 5, 1993 – In the first regular season baseball game ever played at JRS, the Florida Marlins win their inaugural game, defeating the Los Angeles Dodgers, 6-3.
- Jan. 24, 1994 – H. Wayne Huizenga acquires remaining 50 percent of Joe Robbie Stadium and the additional 85 percent of the Miami Dolphins, leaving him with 100-percent ownership of both the stadium and Dolphins.
- Jan. 25, 1995 – The second Super Bowl game held at JRS takes place. In Super Bowl XXIX, the San Francisco 49ers defeat the San Diego Chargers, 49-26.

- May 11, 1996 – Al Leiter of the Marlins pitches the first no-hitter in JRS history, shutting out the Colorado Rockies, 11-0.
- Aug. 26, 1996– Pro Player, the sports apparel division of Fruit of the Loom, sponsors the renaming of Joe Robbie Stadium to Pro Player Stadium for \$20 million over a 10-year period.
- Oct. 31, 1996 – At the NFL meetings in New Orleans, Pro Player Stadium is selected as the host site for Super Bowl XXXIII, to be played on January 31, 1999.
- Dec. 31, 1996– The Nebraska Cornhuskers defeat the Virginia Tech Hokies, 41-21, in the first FedEx Orange Bowl played at Pro Player Stadium.
- Mar. 8, 1997 – Pro Player Stadium plays host to the Three Tenors concert (Luciano Pavarotti, Plácido Domingo, Jose Carreras).
- Oct. 18, 1997 – Pro Player Stadium hosts its first ever World Series game, as the Florida Marlins defeat the Cleveland Indians, 7-4, in Game One.
- Oct. 25, 1997 – The Pro Player Stadium crowd of 67,498 to watch the Marlins defeat the Indians in Game Six is the largest to see a World Series game since 1954.
- Oct. 26, 1997 – Edgar Renteria's single in the bottom of the 11th inning of Game Seven of the World Series drives in Craig Counsell to give the Marlins a 3-2 win and the World Championship.
- Jan. 31, 1999 – The third Super Bowl game held at Pro Player Stadium takes place. In Super Bowl XXXIII, the Denver Broncos defeat the Atlanta Falcons, 34-19.
- Jan. 3, 2001 – The Oklahoma Sooners defeat the Florida State Seminoles, 13-2, in the FedEx Orange Bowl to win the National Championship.
- Aug. 2, 2001 – Pro Player Stadium plays host to the *NSYNC concert.
- Oct 21, 2003 – Pro Player Stadium hosts its second World Series as 65,731 fans file in to watch the New York Yankees defeat the Florida Marlins, 6-1, in Game 3 of the Fall Classic. Marlins rebound to win their second world title in six games.
- Jan. 4, 2005 – USC defeats Oklahoma, 55-19, in the FedEx Orange Bowl to claim the national championship.
- Jan. 10, 2005 – Pro Player Stadium is re-named Dolphins Stadium. A three-phase improvement process to the stadium includes a remodeled club level and luxury suites, improved traffic flow, additional parking and state-of-the-art scoreboards.
- April 8, 2006 – Owner H. Wayne Huizenga and Dolphins Enterprises CEO Joe Bailey announce and unveil a new logo and modified name for the stadium. The new name, Dolphin Stadium, appears on the new logo with a contemporary-looking dolphin. The world's largest hi-definition video boards are also unveiled and used for the first time. Dolphin Stadium begins a \$250 million historic transformation.
- Dec., 2006 – Dolphin Stadium begins a \$250 million historic transformation unlike any stadium in the United States has experienced. With the addition of 360,000 square feet, Dolphin Stadium is creating space for incredible experiences.
- Feb. 4, 2007 – The fourth Super Bowl held at Dolphin Stadium takes place. In Super Bowl XLI the Indianapolis Colts defeat the Chicago Bears, 29-17.
- July 10, 2007 – "Sting" and The Police perform at Dolphin Stadium
- Jan. 3, 2008 – Kansas defeats Virginia Tech, 24-21, in the 74th FedEx Orange Bowl.
- Feb. 22, 2008– H. Wayne Huizenga announces Stephen M. Ross becomes 50 percent partner of stadium and team.
- Aug. 28, 2008– The University of Miami plays its first home football game at Dolphin Stadium with a 52-7 win over Charleston Southern before a crowd of 48,119.
- Nov. 26, 2008– Madonna performs at Dolphin Stadium.
- Dec. 30, 2008– The NFL announces that Dolphin Stadium will be the first venue in recent history to host the Pro Bowl outside of Hawaii. The 2010 Pro Bowl is only the second Pro Bowl played in the same city as the Super Bowl. The Los Angeles Coliseum hosted the first Super Bowl on January 15, 1967, and the Pro Bowl the following week. The 2010 Pro Bowl will be played on Sunday, January 31, 2010 also the site of Super Bowl XLIV a week later on Sunday, February 7.
- Jan. 8, 2009 – The Florida Gators win their second National Championship in three years with a 24-14 win over the Oklahoma Sooners in the 2009 BCS National Championship Game played before a crowd of 78,468 at Dolphin Stadium.
- Jan. 20, 2009 – Wayne Huizenga and Stephen M. Ross jointly announce that Ross has closed on the purchase of an additional 45 percent of the Miami Dolphins and Dolphin Stadium. Coupled with his earlier purchase of 50 percent of the franchise, the stadium, and the excess developable land last February 22, Ross now has 95 percent ownership of the Dolphins and the stadium while Huizenga will retain a 5 percent share of both and remains a 50 percent partner in that land.
- Mar. 14-18 2009 – Dolphin Stadium plays host to the second round (Pool 2) of the World Baseball Classic. A total of six games are played at the stadium featuring

- Puerto Rico, the Netherlands, United States and Venezuela. The United States and Venezuela advanced from the group to the semi-finals in Los Angeles.
- May 3, 2009 – Mike Dee is named as Chief Executive Officer of the Miami Dolphins and Sun Life Stadium by Dolphins Owner and Managing General Partner Stephen M. Ross.
- May 8, 2009 – Stephen M. Ross and celebrated singer songwriter Jimmy Buffett announce that Dolphin Stadium will be renamed Land Shark Stadium. The unique branding brings Buffett's Margaritaville and Land Shark themes to enhance the game-day experience. To mark the announcement, Buffett performs three songs and unveils the new lyrics to his iconic song "FINS", written expressly for the team.
- Nov. 4, 2009 – Honduras plays Peru in an international soccer friendly match.
- Jan. 20, 2010 – Land Shark Stadium is renamed Sun Life Stadium after Sun Life Financial enters into a multi-year naming rights partnership with the stadium and the Dolphins.
- Jan. 31, 2010 – The 2010 NFL Pro Bowl takes place at Sun Life Stadium. The first Pro Bowl game to be played outside of Hawaii in 30 years.
- Feb. 7, 2010 – The fifth Super Bowl at Sun Life Stadium takes place. The New Orleans Saints defeat the Indianapolis Colts, 31-17.
- April 3, 2010 – Paul McCartney's "Up & Coming Tour" stops at Sun Life Stadium.
- Sept. 26, 2010 – LIV Sun Life Stadium makes its debut during the Dolphins-Jets game. The South Beach-style club is situated west endzone in the stadium's Club Level. It combines the excitement of Dolphins football with the allure of South Beach and features waitress and butler service, premium bars, HDTVs, celebrity appearances, DJs and a dance floor.
- Feb. 9, 2011 – At the Fontainebleau Hotel in Miami Beach, it is announced that WrestleMania XXVIII will be held at Sun Life Stadium on April 1, 2012. In addition to the actual main event, which will be televised via pay-per-view to more than 100 countries, there will be a week-long slate of events similar to Super Bowl week. Among them will be the 2012 WWE Hall of Fame Induction Ceremony, WrestleMania Axxess, the finals of the WrestleMania Reading Challenge and a Celebrity Pro-Am Golf Tournament.
- June 29, 2011 – Featuring one of the biggest concert stages ever built, the U2 360 Tour stops at Sun Life Stadium before a crowd of more than 73,000.
- Aug. 3, 2011 – FC Barcelona, the 2011 UEFA Champions League champions, face one of Mexico's most popular clubs, CD Guadalajara, as part of the 2011 Herbalife World Football Challenge, at Sun Life Stadium. This marks the first time ever FC Barcelona has played in South Florida. Chivas stuns Barcelona, 4-1, on four second half goals before a record crowd of 70,080 to see a soccer event in South Florida. It eclipsed the previous record of 57,724 set in 1984 when Colombia played AC Milan in the Orange Bowl.
- Sept. 28, 2011 – The Marlins play their final game at Sun Life Stadium. A crowd of 34,615 watch as the Marlins drop a 3-1 decision to the Washington Nationals. Since their debut season in 1993, in all the Marlins played 1,504 games in the stadium and posted a record of 781-723.
- Nov. 23, 2011 – The Black Eyed Peas play their final show in an all-star heavy concert featuring Cee Lo Green, Jason DeRulo, T-Pain, Sean Kingston, Flo Rida, DJ Smiley, and host Queen Latifah.
- March 3, 2012 – The inaugural Orange Bowl Lacrosse Classic is held at Sun Life Stadium as the all-day event features three high school games, a middle-school contest and an interactive lacrosse camp.
- April 1, 2012 – The WWE's WrestleMania XXVIII is held at the stadium before a crowd of 78,363. The four-hour show featured CM Punk, John Cena, The Rock, The Undertaker, Triple H, as well as Flo Rida, Diddy and MGK.
- June 23, 2012 – The World Soccer Masters Tour stops at Sun Life Stadium as a crowd of 48,327 watched as Lionel Messi and other stars come together. Messi, who has been named the World Soccer Player of the Year the previous three seasons, makes his South Florida debut by scoring three goals and adding two assists in a steady game-long rain as his Black Masters team tie the Red Stars, 7-7.
- July 28, 2012 – AC Milan defeats Chelsea, 1-0, in front of a crowd of 57,748 at Sun Life Stadium in an exhibition match as part of the Herbalife World Football Challenge.
- Jan. 7, 2013 – The Alabama Crimson Tide win their second consecutive National Championship and third title in four years with a 42-14 win over the Fighting Irish of Notre Dame in the 2013 BCS National Championship Game played before a crowd of 80,120 at Sun Life Stadium.
- Jan. 10, 2013 – Cirque du Soleil debuts at Sun Life Stadium with TOTEM, a new big top production. Under the blue and yellow Big Top, TOTEM explores the ties that bind Man to other species, his dreams and his infinite potential.

- Feb. 22, 2013– With more than 23 Grammy Awards, 67 million albums sold and two Emmys combined, music icons JAY Z and Justin Timberlake announce 12 once-in-a-lifetime stadium performances which will conclude with an Aug. 16, 2013 concert at Sun Life Stadium.
- May 30, 2013 – It is announced that eight world-class soccer teams – AC Milan, Inter Milan, Valencia, Chelsea, Real Madrid, Everton, Juventus and the Los Angeles Galaxy – will participate in the inaugural Guinness International Champions Cup, which will conclude with an exciting pair of doubleheaders at Sun Life Stadium on Aug. 6-7, where every team will play in an unprecedented two-day event.
- June 8, 2013 – Spain, the defending World Cup champions, defeated Haiti, 2-1, in front of a crowd of 36,535 at Sun Life Stadium. Through Project Phoenix, the match directly supported the Haitian community by not only donating one dollar per ticket sold to help construct a national team stadium in Cité Soleil, Haiti, but also develop a surrounding community center. Additionally, 100 percent of proceeds of a specially designed jersey sold at Sun Life Stadium went directly to the development efforts.
- Aug. 6-7, 2013–The championship rounds of the inaugural Guinness International Champions Cup take place at Sun Life Stadium before a two-day crowd of 105,750. On Aug. 6, in the seventh-place match, Inter defeats Juventus on penalty kicks by a score of 9-8 after the match was tied 1-1 at the end of regulation. In the second game of the evening, playing for fifth place in the tournament, Valencia defeats Everton by a score of 1-0. On Aug. 7, in the third-place game, Milan defeats the L.A. Galaxy by a 2-0 score. Later that evening, Real Madrid wins the Guinness ICC trophy, defeating Chelsea by a score of 3-1. Cristiano Ronaldo leads the way for Madrid by scoring two goals and earning Man of the Tournament honors.
- Aug. 16, 2013– The Legends of the Summer Tour, featuring Justin Timberlake and Jay Z, closes its 13-city, 15-show tour with a sold-out stop at Sun Life Stadium.
- Sept. 9, 2013 – Tom Garfinkel is named President and Chief Executive Officer of the Miami Dolphins and Sun Life Stadium. Garfinkel joined the organizations after working with the San Diego Padres from 2009-13, where he served as president and chief executive officer.
- Nov. 16, 2013– Playing before a crowd of 71,124, an all-time attendance record for soccer in the state of Florida, Brazil defeats Honduras by a score of 5-0.
- April 5, 2014 – For the first time in its 41-year history, the American Invitational, presented by G&C Farm, is held at Sun Life Stadium. Known as the "Super Bowl of Show Jumping," it is the only major equestrian competition held in a football stadium in the United States.
- June 4 & 7, 2014–The English national soccer team plays to a 2-2 tie against Ecuador (June 4) and a 0-0 tie against Honduras (June 7) at Sun Life Stadium. The matches are part of England's final preparations for the 2014 FIFA World Cup.
- June 9, 2014 – The Ghana national soccer team earns a 4-0 victory at Sun Life Stadium over Korea in preparation for the 2014 FIFA World Cup.
- June 17, 2014– Miami-Dade County Commission approved by a 7-4 vote a Performance-Based Marquee Event Grant Agreement, which moved forward Hard Rock Stadium's modernization plan. The agreement gives bonus payments to the Miami Dolphins for hosting major events in exchange for Dolphins Owner Stephen Ross being financially responsible for the renovation of Hard Rock Stadium without county assistance. The modernization is privately funded by Ross at an estimated cost of more than \$500 million.
- June 25, 2014– With a combined 300 million records sold worldwide and 36 Grammys, Beyoncé and Jay Z launch their "On The Run" tour at Sun Life Stadium.
- June 28, 2014– The Dolphins commence work on the modernization of Sun Life Stadium. The multi-year construction project, which will encompass a host of improvements, including all-new seats, a shade canopy, new video boards, and concourse and concession improvements, is expected to be complete by the start of the 2016 football season.
- Sept. 5, 2014 – Sun Life Stadium again breaks the attendance record for the largest crowd to watch a soccer game in the state of Florida when Brazil and Colombia compete in front of 73,429 fans.
- Aug. 29, 2015– The Dolphins unveil Phase I of the new-look stadium in a 13-9 preseason victory against the Atlanta Falcons. The first phase of the stadium renovation project includes changing every seat in the stadium, rebuilding the concourses on the 100 and 300 levels, moving the seats 25 feet closer to the field on the north and south sidelines, introducing five new premium spaces

and allowing fans to enjoy improved food, enhanced concourses and 16 new restroom facilities throughout the facility.

- Dec. 31, 2015 – The 2015 Capital One Orange Bowl matches the undefeated and No. 1 overall team in the nation, the Clemson Tigers, against the one-loss Oklahoma Sooners in a College Football Playoff semifinal. Clemson earns a 37-17 victory to advance to the 2016 College Football Playoff National Championship.
- May 24, 2016 – NFL owners vote at the spring league meetings in Charlotte, North Carolina, to award the Dolphins' stadium the 2020 Super Bowl, which will culminate the 2019 season – the 100th season of professional football. Super Bowl LIV will be the 11th played in South Florida, the most for any region. South Florida currently is tied with New Orleans.
- Aug. 17, 2016 – Hard Rock International and the Miami Dolphins announce an 18-year facility naming rights agreement, renaming the venue to Hard Rock Stadium.
- July 26, 2017 – Paris Saint-Germain F.C. takes on Juventus F.C. as part of the 2017 International Champions Cup presented by Heineken.
- July 29, 2017 – El Clasico Miami between Real Madrid C.F. and F.C. Barcelona takes place at Hard Rock Stadium, the first time the match has been hosted in North America. The event is part of the 2017 International Champions Cup presented by Heineken.
- Nov. 1, 2017 – The College Football Playoff announced Hard Rock Stadium as the site for the 2021 College Football Playoff National Championship.
- Dec. 20, 2017 – IMG, a part of the Endeavor network, announced the Miami Open presented by Itaú will be relocating to Hard Rock Stadium in 2019.
- July 28, 2018 – F.C. Bayern Munich takes on Manchester City F.C. as part of the 2018 International Champions Cup presented by Heineken.
- July 31, 2018 – Manchester United F.C. faces Real Madrid C.F. as part of the sixth-annual International Champions Cup. It is the second consecutive year that Real Madrid will play at Hard Rock Stadium, after they dropped a 3-2 decision to F.C. Barcelona in 2017.

HARD ROCK STADIUM FIRSTS

FOOTBALL

PRESEASON GAME: 8/16/87 – Chicago 10, Dolphins 3
REGULAR SEASON GAME: 10/11/87 – Dolphins 42, Kansas City 0
DOLPHINS PLAYOFF GAME: 1/5/91 – Dolphins 17, Kansas City 16
AFC CHAMPIONSHIP GAME: 1/17/93 – Buffalo 29, Dolphins 10
SUPER BOWL: 1/22/89 – San Francisco 49ers 20, Cincinnati Bengals 16
COLLEGE BOWL GAME: 12/29/90 – Florida State 24, Penn State 17 (Blockbuster Bowl)
DOLPHINS WIN: 10/11/87 – Dolphins 42, Kansas City 0
DOLPHINS LOSS: 10/25/87 – Buffalo 34, Dolphins 31 (OT)
DOLPHINS SHUTOUT: 10/11/87 – Dolphins 42, Kansas City 0
SHUTOUT, OPPONENT: 7/26/91 – Chicago 6, Dolphins 0 (preseason)
OVERTIME GAME: 10/25/87 – Buffalo 34, Dolphins 31

REGULAR SEASON GAMES

NATIONAL ANTHEM, PERFORMANCE: Thomas Brown, III vs. Kansas City, 10/11/87 (played trumpet)
NATIONAL ANTHEM, SINGING: Pete Harris vs. Buffalo, 10/25/87
COIN TOSS: vs. Kansas City, 10/11/87 (won by Chiefs)
DOLPHINS CAPTAINS: Kyle Mackey, Tim Pidgeon, Demetrious Johnson
KICKOFF: Willie Beecher (Dolphins) vs. Kansas City, 10/11/87 (to 2-yard line)
KICKOFF RETURN: Kevin Wyatt of Kansas City, 10/11/87 (21 yards)
DOLPHINS KICKOFF RETURN: Pete Roth vs. Kansas City, 10/11/87 (23 yards)
TACKLE, ON KICKOFF: Scott Nicolas (Dolphins) vs. Kansas City, 10/11/87 (of Kevin Wyatt)
KICKOFF RETURNED FOR TD: Stanford Jennings (Cincinnati) vs. San Francisco (SB XXIII), 1/22/89
PUNT: Kelly Goodburn of Kansas City, 10/11/87 (47 yards)
DOLPHINS PUNT: Stacy Gore vs. Kansas City, 10/11/87 (35 yards)
PUNT RETURN: Mike Caterbone (Dolphins) vs. Kansas City, 10/11/87 (15 yards)
PUNT RETURNED FOR TD: O.J. McDuffie (Dolphins) vs. Indianapolis, 10/24/93 (71 yards)
BLOCKED PUNT: William Judson (Dolphins) vs. Green Bay, 9/18/88
PENALTY: On Dolphins vs. Kansas City, 10/11/87 (illegal formation)
FIELD GOAL ATTEMPT: Willie Beecher (Dolphins) vs. Kansas City, 10/11/87 (missed from 49 yards)
FIELD GOAL: Scott Norwood of Buffalo, 10/25/87 (41 yards)
DOLPHINS FIELD GOAL: Fuad Reveiz vs. Buffalo, 10/25/87 (46 yards)
TURNOVER: Alex Espinosa of Kansas City intercepted by Liffort Hobley of Dolphins, 10/11/87
DOLPHIN TURNOVER: Lawrence Sampleton fumbles (recovered by James Harrell) vs. Kansas City, 10/11/87

FUMBLE: Blaine Smith of Kansas City, 10/11/87 (own recovery)
DOLPHINS FUMBLE: Lawrence Sampleton vs. Kansas City, 10/11/87 (recovered by Chiefs' James Harrell)
FORCED FUMBLE: Mike Lambrecht (Dolphins) vs. Kansas City, 10/11/87 (on Chris Smith)
FUMBLE LOST: Chris Smith of Kansas City, 10/11/87 (recovered by Liffort Hobley)
FUMBLE RECOVERY: Blaine Smith of Kansas City 10/11/87 (his own)
FUMBLE RETURNED FOR TD: Liffort Hobley (Dolphins) vs. Kansas City, 10/11/87 (55 yards)
INTERCEPTION: Liffort Hobley (Dolphins) vs. Kansas City, 10/11/87 (of Alex Espinosa)
INTERCEPTION RETURNED FOR TD: Donnie Shell of Steelers, 11/1/87 (50 yards)
SCORING PLAY: Rickey Isom (Dolphins) vs. Kansas City, 10/11/87 (6-yard TD run)
SCORING PLAY, OPPONENT: Scott Norwood of Buffalo, 10/25/87 (41-yard FG)
TOUCHDOWN: Rickey Isom (Dolphins) vs. Kansas City, 10/11/87 (6-yard run)
RUSHING TOUCHDOWN: Rickey Isom (Dolphins) vs. Kansas City, 10/11/87 (6 yards)
RUSHING TOUCHDOWN, OPPONENT: Robb Riddick of Buffalo, 10/25/87 (1 yard)
PASSING TOUCHDOWN: Dan Marino to Mark Duper (Dolphins) vs. Buffalo, 10/25/87 (5 yards)
PASSING TOUCHDOWN, OPPONENT: Jim Kelly to Chris Burkett (Buffalo), 10/25/87 (14 yards)
DEFENSIVE TOUCHDOWN: Liffort Hobley (Dolphins) vs. Kansas City, 10/11/87 (55-yard fumble return)
DEFENSIVE TOUCHDOWN, OPPONENT: Donnie Shell of Steelers, 11/1/87 (50-yard interception return)
SPECIAL TEAMS TOUCHDOWN: Marc Logan (Dolphins) vs. Buffalo, 9/10/89 (blocked punt recovery)
SCORING DRIVE: By Miami (7 plays, 54 yards in 3:28) vs. Kansas City, 10/11/87
PAT: Willie Beecher (Dolphins) vs. Kansas City, 10/11/87 (Good)
MISSED PAT: Fuad Reveiz (Dolphins) vs. Washington, 12/20/87
FIRST DOWN: Robert Parker of Kansas City, 10/11/87 (1-yard run)
DOLPHIN FIRST DOWN: Dameon Reilly (Dolphins) vs. Kansas City, 10/11/87 (16-yard pass from Kyle Mackey)
THIRD-DOWN CONVERSION: By Kansas City, 10/11/87 (Robert Parker 1-yard run)
DOLPHINS THIRD-DOWN CONVERSION: vs. Kansas City, 10/11/87 (16-yard pass from Kyle Mackey to Dameon Reilly)
FOURTH-DOWN CONVERSION: By Dolphins vs. Buffalo, 10/25/87 (17-yard pass from Dan Marino to Mark Duper)
TACKLE: Mike Lambrecht (Dolphins) vs. Kansas City, 10/11/87 (of Robert Parker)
TACKLE, OPPONENT: Chris Lindstrom of Kansas City, 10/11/87 (of John Tagliaferri)
QB SACK: Ike Readon (Dolphins) vs. Kansas City, 10/11/87 (of Matt Stevens)
QB SACK, OPPONENT: Bruce Smith of Buffalo, 10/25/87 (of Dan Marino)
RUSHING ATTEMPT: Robert Parker of Kansas City, 10/11/87 (2 yards)
DOLPHINS RUSHING ATTEMPT: John Tagliaferri vs. Kansas City, 10/11/87 (2 yards)
PASSING ATTEMPT: Matt Stevens of Kansas City, 10/11/87 (incomplete, intended for David Montagne)
DOLPHINS PASSING ATTEMPT: Kyle Mackey vs. Kansas City, 10/11/87 (incomplete, intended for Eddie Chavis)
PASS COMPLETION: Matt Stevens to John Trahan (Kansas City), 10/11/87 (5 yards)
DOLPHINS PASS COMPLETION: Kyle Mackey to Mark Konecny vs. Kansas City, 10/11/87 (10 yards)
TIMEOUT: By Dolphins vs. Kansas City, 10/11/87 (2:23 of 2nd quarter)

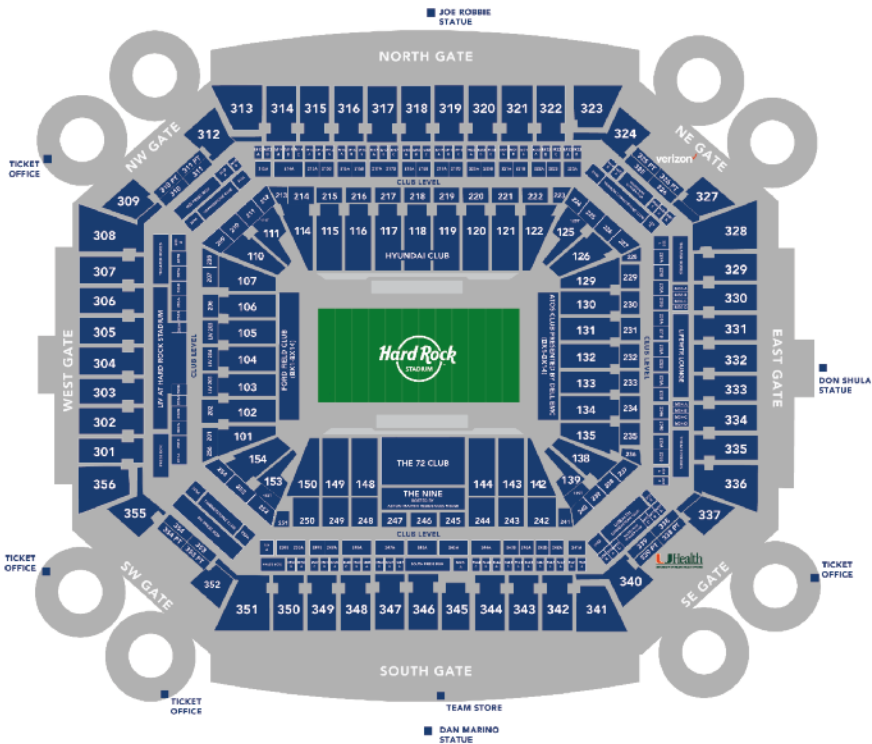
BASEBALL

EXHIBITION GAME: March 11, 1988, Los Angeles Dodgers 10, Baltimore Orioles 8
REGULAR SEASON GAMES:
GAME: April 5, 1993, Florida Marlins 6, Los Angeles Dodgers 3
CEREMONIAL FIRST PITCH: New York Yankee great Joe DiMaggio
PITCH: Charlie Hough (Marlins) a called strike to Jose Offerman (Dodgers), 4/5/93
HIT: Bret Barberie (Marlins) first inning single to left field off Orel Hershiser (Dodgers), 4/5/93
DOUBLE: Eric Davis (Dodgers) second inning, 4/5/93
TRIPLE: Walt Weiss (Marlins), second inning, 4/5/93
HOME RUN: Tim Wallach (Dodgers), sixth inning solo home run over left field wall, 4/5/93
RUN: Benito Santiago (Marlins), second inning, 4/5/93
RBI: Walt Weiss (Marlins), second inning, 4/5/93
STOLEN BASE: Jeff Conine (Marlins), eighth inning 4/5/93
STRIKEOUT: Jose Offerman (Dodgers) goes down looking to Charlie Hough in first inning, 4/5/93
WALK: Eric Karros (Dodgers), second inning off Charlie Hough, 4/5/93
ERROR: Jody Reed (Dodgers), muffs first inning ground ball hit by Scott Pose, 4/5/93
WINNING PITCHER: Charlie Hough (Marlins), 4/5/93
LOSING PITCHER: Orel Hershiser (Dodgers), 4/5/93
SAVE: Bryan Harvey (Marlins), 4/5/93
NO-HITTER: Al Leiter (Marlins), 5/11/96
WORLD SERIES GAME: October 18, 1997, Florida Marlins 7, Cleveland Indians 4

SOCCER

(all 3/4/88, U.S. vs. Millonarios)
GAME: 3/4/88 U.S. National team 2, Millonarios (Colombia) 1
GOAL: Jorge Raigoza (Millonarios) at 55:44
ASSIST: Ruben Dario Hernandez (Millonarios)
GAME-WINNING GOAL: Bruce Murray (U.S.), at 78:34
PENALTY KICK: Tab Ramos (U.S.), saved by Ruben Cousillas of Millonarios

HARD ROCK STADIUM SEATING



THE ORANGE BOWL


The 1986 season marked the end of an era for the Miami Dolphins as the team played its final season in the Orange Bowl.

In 21 years at the venue, the Dolphins posted a 110-38-3 (.738) regular-season record. In the playoffs, Miami was 10-4 at the 75,206-seat Orange Bowl, giving the team a 120-43-3 (.736) mark in all games played there.

Miami played in the Orange Bowl from the team's initial season in 1966 through the 1986 campaign. From 1966 to 1969, the Orange Bowl had a grass playing field. The playing surface was changed to Poly-Turf in 1970, was replaced in 1972 and finally removed in March 1976, so that Prescription Athletic Turf could be installed.

The Orange Bowl was the site of many great sporting events, including five Super Bowls, the annual Orange Bowl Classic, Olympic soccer matches and championship boxing matches.

The 2007 season was the final one for the Orange Bowl. The University of Miami, who called the Orange Bowl home from 1937-2007, played its final game there on Nov. 10, 2007, when it dropped a 48-0 decision to the University of Virginia. The final collegiate game at the Orange Bowl occurred on Dec. 1, 2007 when Florida International defeated North Texas, 38-19. The final organized game took place on January 4, 2008 in "The O-D All-American Bowl," a high school all-star game. A "Farewell To The Orange Bowl" celebration was held on Jan. 26, 2008. Approximately 15,000 people watched a team of ex-Miami Hurricanes beat a team of ex-Dolphins, 65-51, in a flag-football exhibition. Demolition began in March of 2008 and was completed in May.



HARD ROCK STADIUM PARKING



BAPTIST HEALTH TRAINING FACILITY AT NOVA SOUTHEASTERN UNIVERSITY



On July 11, 1993, the Miami Dolphins officially moved into their new training facility at Nova Southeastern University in Davie, Florida, from their long-time base at St. Thomas University (formerly Biscayne College) in Miami. On Aug. 8, 2012, the Dolphins announced a comprehensive marketing and community partnership agreement with Baptist Health South Florida. The partnership includes the naming rights to the team's training facility as well as sports medicine care through Miami Orthopedics & Sports Medicine Institute. As a result of the partnership, the complex became officially known as the Baptist Health Training Facility at Nova Southeastern University.

The \$10 million state-of-the-art facility covers 393,784.4 square feet and incorporates the latest technology and advances that were utilized in the design of other NFL training facilities.

The Baptist Health Training Facility not only houses the Dolphins' football operation personnel, but it also serves as the site of the club's preseason training camp and all offseason conditioning programs.

The facility includes a large locker room area, sauna and steam rooms, a full size 18-by-40 foot cold plunge pool, whirlpools, a state-of-the-art weight training room, rehab area that includes four nap pods, one float pod, two-room electric cryotherapy chamber and massage area as well as a sports science lab.

In addition to the physical training needs, modern support facilities also were constructed. Those include a full-size kitchen and dining lounge, player lounge, conference rooms, equipment rooms, laundry areas, video editing labs, an auditorium that functions as a site for major press conferences as well as for full team and staff meetings, video production studio and the Dolphins Pro Shop, which sells official team merchandise.

Administrative offices, located on the second floor, include the head coach's office with an adjacent conference room overlooking the practice fields. Offensive and defensive coaches' offices flank these areas. Other office space exists for personnel and administrative staff members.

At the rear of the facility are two full-sized grass football fields. The Dolphins also have their own indoor practice field, which was completed in July 2006. The 96,000-square foot structure sits on a three-acre tract adjacent to the two outdoor fields. The 100-yard field is made of Matrix® Turf with Helix Technology and organic infill, manufactured by Hellas Construction.

With a primary emphasis to design the complex in a "fan-friendly" manner, a bleacher structure adjacent to the fields was constructed, utilizing elements of Hard Rock Stadium. When the Miami Gardens stadium was revised to accommodate baseball, large sections of seats from the venue were removed. Those sections were relocated to the Nova Southeastern

facility as part of the new complex. As a result, the bleacher facility at the Baptist Health Training Facility at Nova Southeastern University can accommodate up to 2,400 spectators, including 600 in chair-back seats, for open practice sessions and other special events. The structure also provides fans permanent amenities such as concession areas, a merchandise pro shop and restrooms. The Dolphins unveiled several exciting changes for the 2016 training camp to improve the fan experience, including a brand new canopy over the seated area, providing fans with shade and a more comfortable experience than ever before.



FACTS AND FIGURES

Site	Nova Southeastern University 7500 S.W. 30th Street, Davie, Florida 33314
Distance to Facility From Airport	12 miles-Ft. Lauderdale Int'l
Number of Stories of Facility	2
Total Acreage	9.04 acres
Square Feet of Training Facility	76,562 feet + sports science trailers (1,920 square feet)
Square Feet of Bleacher Building	15,000 feet
Number of Seats for Fans	2,400 (600 chairbacks; 1,800 bench seating)
Square Feet of Weight Room	7,500 feet
Square Feet of Locker Room	4,600 feet
Number of Lockers	80 players, 24 coaches & 24 staff
Square Feet of Player Lounge	1,850 feet
Number of Offices for Coaches and Personnel	53
Number of Player Meeting Rooms	8 and 1 auditorium
Number of Conference Rooms	4
Square Feet of Auditorium	2,950 feet
Number of Seats in Auditorium	110 seats
Square Feet of Media Workroom	1,255 feet
Work Spaces in Media Workroom	25
Number of Whirlpools	4 portable and 2 cold pools
Number of Practice Fields	3 (2 grass, 1 indoor turf)
Type of Grass for Practice Fields	Tifway 419 Bermuda and Platinum TE Paspalum
Type of Drainage System	Prescription Athletic Turf-patented (sub-terrain vacuum drainage)

INDOOR FIELD FACTS AND FIGURES

Total Acreage	3 acres (approx.)
Square Feet	96,800 feet
Dimensions	420' long x 230' wide x 70' high at peak
Bubble Material	28 oz. per square yard vinyl-coated polyester with "Stay Clean" coating and 14 oz. Thermaliner with "Rip Stop" construction
Manufacturer	Air Structures American Technologies, Inc.
Surface	Matrix® Turf with Helix Technology and organic infill, manufactured by Hellas Construction.

CHRONOLOGY OF MIAMI DOLPHINS TRAINING SITES

July 5, 1966 - July 15, 1966	St. Petersburg Beach (St. Petersburg, Fla.)
July 16, 1966 - August 6, 1966	Boca Ciega High School (St. Petersburg, Fla.)
August 7, 1966 - April 24, 1970	St. Andrew's School (Boca Raton, Fla.)
April 25, 1970 - July 11, 1970	Indoctrination Camp at Univ. of Miami (Miami, Fla.)
July 12, 1970 - June 30, 1993	Biscayne College/St. Thomas University (Miami, Fla.)
July 1, 1993 - present	Baptist Health Training Facility at Nova Southeastern University (Davie, Fla.)

WHAT TO LOOK FOR IN 2018

S WALT AIKENS...

- Has played in 62 games. Needs 13 games played to reach 75 in his career.

LB KIKO ALONSO...

- Has 48 starts. Needs 2 starts to reach 50 in his career.
- Has 432 tackles. Needs 68 tackles to reach 500 in his career.

WR DANNY AMENDOLA...

- Has played in 111 games. Needs 14 games played to reach 125 in his career.
- Has 46 starts. Needs 4 starts to reach 50 in his career.
- Has 426 receptions. Needs 74 receptions to reach 500 in his career.
- Has 4,109 receiving yards. Needs 891 receiving yards to reach 5,000 in his career.
- Has 19 receiving TDs. Needs 6 receiving TDs to reach 25 in his career.

LB STEPHONE ANTHONY...

- Has played in 34 games. Needs 16 games played to reach 50 in his career.

DE ANDRE BRANCH...

- Has 37 starts. Needs 13 starts to reach 50 in his career.
- Has 24 sacks. Needs 1 sack to reach 25 in his career.

LS JOHN DENNEY...

- Extending his consecutive games played streak, which currently stands at a franchise-record 208, having played in every game in his 13-year NFL career. It is tied for the 3rd-longest active streak in the NFL.
- Can become the 2nd player in team history to play a game after his 40th birthday (12/13/78).

RB KENYAN DRAKE...

- Extending his consecutive games played streak, which currently stands at 32, which is tied for the 4th-longest active streak by an NFL running back.

TE GAVIN ESCOBAR...

- Has played in 64 games. Needs 11 games played to reach 75 in his career.

LB TERENCE GARVIN...

- Has played in 74 games. Needs 1 game played to reach 75 in his career.
- Has 49 special teams tackles. Needs 1 special teams tackle to reach 50 in his career.

RB FRANK GORE...

- Has 14,026 rushing yards. Needs 76 rushing yards to surpass Curtis Martin (14,101) for 4th in NFL history.
- Has 3,226 carries. Needs 254 carries to surpass Jerome Bettis (3,479) for 4th in NFL history.
- Has 17,698 scrimmage yards. Needs 493 scrimmage yards to surpass Barry Sanders (18,190) for 6th and 758 scrimmage yards to surpass LaDainian Tomlinson for 5th in NFL history.
- Has 77 career rushing TDs. Needs 3 rushing TDs to move into the top 20 and 9 rushing TDs to move into the top 15 in NFL history.
- Extending his consecutive games played streak, which currently stands at 112, the longest active streak by an NFL running back and 2nd-longest by an active NFL offensive skill player (RB, WR or TE).
- Extending his consecutive games started streak, which currently stands at 108, the longest active streak by an NFL offensive skill player (RB, WR or TE).
- Has 196 games played. Needs 4 games played to reach 200 in his career and can continue moving up the NFL all-time games played chart for running backs (currently 10th).
- Has 14,026 rushing yards. Needs 974 rushing yards to become the 4th player in NFL history to total 15,000 rushing yards.
- Has 343 runs of 10+ yards. Needs 21 runs of 10+ yards to surpass Barry Sanders (363) for

2nd in NFL history.

- Extending his streak of 13 straight seasons with 500+ rushing yards, which would surpass Emmitt Smith and Walter Payton for the longest streak in NFL history.
- Extending his streak of 12 straight seasons with 1,000+ scrimmage yards, already an NFL record.
- Extending his streak of 3 straight seasons with 900+ rushing yards, the only running back in the NFL with that current streak.
- Can total his 10th career season with 1,000+ rushing yards, which would tie him for 2nd in NFL history.

TE MarQUEIS GRAY...

- Has 61 games played. Needs 14 games played to reach 75 in his career.

DE WILLIAM HAYES...

- Has 134 games played. Needs 16 games played to reach 150 in his career.
- Has 46 starts. Needs 4 starts to reach 50 in his career.

CB XAVIEN HOWARD...

- Has 88 tackles. Needs 12 tackles to reach 100 in his career.

LB MIKE HULL...

- Has 35 games played. Needs 15 games played to reach 50 in his career.

T JA'WUAN JAMES...

- Has 47 games played. Needs 3 games played to reach 50 in his career.
- Has 47 starts. Needs 3 starts to reach 50 in his career.

S RESHAD JONES...

- Has 110 games played. Needs 15 games played to reach 125 in his career.
- Has 96 starts. Needs 4 starts to reach 100 in his career.
- Has 664 tackles. Needs 86 tackles to reach 750 in his career.
- Has 18 interceptions. Needs 2 interceptions to reach 20 in his career.
- Has 45 passes defended. Needs 5 passes defended to reach 50 in his career.

C DANIEL KILGORE...

- Has 74 games played. Needs 1 game played to reach 75 in his career.
- Has 39 starts. Needs 11 starts to reach 50 in his career.

C/G TED LARSEN...

- Has 110 games played. Needs 15 games played to reach 125 in his career.
- Has 73 starts. Needs 2 starts to reach 75 in his career.

CB TONY LIPPETT...

- Has 77 tackles. Needs 23 tackles to reach 100 in his career.

CB BOBBY McCAIN...

- Has 48 games played. Needs 2 games played to reach 50 in his career.

S T.J. McDONALD...

- Has 61 games played. Needs 15 games played to reach 75 in his career.
- Has 61 starts. Needs 15 starts to reach 75 in his career.

QB BROCK OSWEILER...

- Has 42 games played. Needs 8 games played to reach 50 in his career.
- Has 987 pass attempts. Needs 13 pass attempts to reach 1,000 in his career.

WR DeVANTE PARKER...

- Has 42 games played. Needs 8 games played to reach 50 in his career.
- Has 1,908 receiving yards. Needs 592 receiving yards to reach 2,500 in his career.
- Has 139 receptions. Needs 61 receptions to reach 200 in his career.

DT JORDAN PHILLIPS...

- Has 44 games played. Needs 6 games played to reach 50 in his career.

DE ROBERT QUINN...

- Has 95 games played. Needs 5 games played to reach 100 in his career.
- Has 217 tackles. Needs 33 tackles to reach 250 in his career.

- Has 62.5 sacks. Needs 12.5 sacks to reach 75 in his career.
- Has 20 forced fumbles. Needs 5 forced fumbles to reach 25 in his career.

G JOSH SITTON...

- Has 147 games played. Needs 3 games played to reach 150 in his career.
- Has 137 starts. Needs 13 starts to reach 150 in his career.

DT AKEEM SPENCE...

- Has 41 starts. Needs 9 starts to reach 50 in his career.

WR KENNY STILLS...

- Has 222 receptions. Needs 28 receptions to reach 250 in his career.
- Has 3,585 receiving yards. Needs 415 receiving yards to reach 4,000 in his career.

QB RYAN TANNEHILL...

- Has 18,455 passing yards. Needs 1,545 passing yards to reach 20,000 in his career.
- Has 106 passing TDs. Needs 19 passing TDs to reach 125 in his career.
- Has 1,653 completions. Needs 274 completions to surpass Bob Griese (1,926) for 2nd in team history.

DE CAMERON WAKE...

- Has 112 starts. Needs 13 starts to reach 125 in his career.
- Has 92 sacks. Needs 8 sacks to reach 100 in his career.
- Has 92 sacks. Needs 14.5 sacks to surpass Jason Taylor (106) for the most by a Dolphins player in their first 10 seasons on the team.
- Has 21 forced fumbles. Needs 4 forced fumbles to reach 25 in his career.

WR ALBERT WILSON...

- Has 124 receptions. Needs 26 receptions to reach 150 in his career.
- Has 1,544 receiving yards. Needs 456 receiving yards to reach 2,000 in his career.

DOLPHINS TRAINING CAMP SCHEDULE

The Miami Dolphins will hold their first practice on Thursday, July 26 at 8:30 a.m. and will host a public scrimmage at Hard Rock Stadium at 11 a.m. on Saturday, Aug. 4.

Practice times are subject to change and the most updated information can be obtained by visiting Dolphins.com/TrainingCamp or following the Dolphins' official Twitter account @MiamiDolphins.

MIAMI DOLPHINS 2018 TRAINING CAMP SCHEDULE

(All open practices will take place at the Baptist Health Training Facility at Nova Southeastern University in Davie)

TIME	DATE
8:30 a.m.	Thursday, July 26
8:30 a.m.	Friday, July 27
8:30 a.m.	Saturday, July 28
8:30 a.m.	Sunday, July 29
8:30 a.m.	Monday, July 30
8:30 a.m.	Wednesday, Aug. 1
8:30 a.m.	Thursday, Aug. 2
8:30 a.m.	Friday, Aug. 3
11 a.m.	Saturday, Aug. 4*
8:30 a.m.	Monday, Aug. 6
8:30 a.m.	Tuesday, Aug. 7
8:30 a.m.	Saturday, Aug. 11**
8:30 a.m.	Sunday, Aug. 12
8:30 a.m.	Monday, Aug. 13
8:30 a.m.	Tuesday, Aug. 14

* The Dolphins will hold a public scrimmage at Hard Rock Stadium on Saturday, Aug. 4 at 11 a.m.*

This practice is for Dolphins Season Ticket Members only. Please do not publish or post. For planning purposes only

DOLPHINS ARE AMONG THE BEST

Since the 1970 merger of the National and American Football Leagues, the Miami Dolphins have the fourth-highest regular season winning percentage in the NFL with a record of 430-312-2 (.579) and the fifth-highest overall winning percentage with an overall mark of 450-333-2 (.575) over that time span.

TEAM	REGULAR SEASON				OVERALL			
	W	L	T	PCT.	W	L	T	PCT.
1. Pittsburgh	457	285	2	.616	493	309	2	.614
2. Dallas	435	309	0	.585	468	332	0	.585
3. Denver	431	307	6	.584	454	326	6	.582
4. New England	426	318	0	.573	459	337	0	.577
5. MIAMI	430	312	2	.579	450	333	2	.575
6. San Francisco	408	332	4	.551	438	351	4	.555
7. Minnesota	418	323	3	.564	436	350	3	.554
8. Baltimore	190	161	1	.541	205	169	1	.548
9. Green Bay	393	342	9	.534	415	361	9	.534
10. Washington	389	352	3	.525	409	367	3	.527
11. Oakland	385	353	6	.522	407	369	6	.524
12. Philadelphia	384	352	8	.522	402	372	8	.519
13. Seattle	334	325	1	.507	350	340	1	.507
14. Indianapolis	373	369	2	.503	391	389	2	.501
15. Carolina	183	184	1	.499	192	192	1	.500
16. N.Y. Giants	363	378	3	.490	383	390	3	.495
17. Kansas City	370	367	7	.502	374	383	7	.494
18. L.A. Rams	364	375	5	.493	380	394	5	.491
19. Chicago	362	381	1	.487	372	394	1	.486
20. Tennessee	352	390	2	.474	365	407	2	.473
21. L.A. Chargers	349	390	5	.472	359	403	5	.471
22. Buffalo	344	398	2	.464	356	412	2	.464
23. Cincinnati	344	397	3	.464	349	411	3	.459
24. Atlanta	339	400	5	.459	349	414	5	.458
25. New Orleans	337	403	4	.455	345	413	4	.455
26. Jacksonville	165	203	0	.448	172	210	0	.450
27. N.Y. Jets	328	414	2	.442	338	426	2	.443
28. Arizona	318	419	7	.432	324	427	7	.432
29. Houston	110	146	0	.430	113	150	0	.430
30. Detroit	311	429	4	.421	312	441	4	.415
31. Cleveland	282	411	3	.407	286	422	3	.404
32. Tampa Bay	255	404	1	.387	261	413	1	.387

Since 1970, the Miami Dolphins have the ninth-best regular-season winning percentage of any team in the four major professional sports (minimum 15 seasons played). Miami's regular-season winning percentage of .579 (430-312-2) is behind only the San Antonio Spurs, Pittsburgh Steelers, Los Angeles Lakers, Boston Bruins, Montreal Canadiens, Philadelphia Flyers, Dallas Cowboys and Denver Broncos among the combined teams from the National Football League, Major League Baseball, National Hockey League and National Basketball Association. Football and baseball records are through the end of the 2017 season. Basketball and hockey records are through the end of the 2017-18 seasons.

TEAM	SPORT	W	L	T	PCT.
1. San Antonio Spurs	Basketball	2114	1282	0	.622
2. Pittsburgh Steelers	Football	457	285	2	.616
3. Los Angeles Lakers	Basketball	2371	1517	0	.610
4. Boston Bruins	Hockey	1984	1396	358	.600
5. Montreal Canadiens	Hockey	1959	1395	384	.595
6. Philadelphia Flyers	Hockey	1908	1429	401	.585
7. Dallas Cowboys	Football	435	309	0	.585
8. Denver Broncos	Football	431	307	6	.583
9. MIAMI DOLPHINS	FOOTBALL	430	312	2	.579

TEAM	SPORT	W	L	T	PCT.
10. Boston Celtics	Basketball	2249	1638	0	.579
11. New England Patriots	Football	426	318	0	.573
12. Minnesota Vikings	Football	418	323	3	.564
13. New York Yankees	Baseball	4280	3354	0	.561
14. Nashville Predators	Hockey	739	725	60	.553
15. Oklahoma City Thunder	Basketball	2145	1743	0	.552
16. San Francisco 49ers	Football	408	332	4	.551
17. Minnesota Wild	Hockey	652	653	55	.549
18. Anaheim Ducks	Hockey	909	886	107	.546
19. Phoenix Suns	Basketball	2112	1776	0	.543
20. Baltimore Ravens	Football	190	161	1	.541

*NHL loss totals include games that were lost in overtime and winning percentage is based on percentage of total possible points.

DOLPHINS = WINNERS

Highest Winning Percentage In NFL History (regular season, minimum 50 seasons)

TEAM	W	L	T	PCT.
1. Dallas	502	374	6	.573
2. Green Bay	737	562	37	.565
3. Chicago.....	749	579	42	.562
4. MIAMI.....	445	351	4	.559
5. New England	489	386	9	.558

Highest Winning Percentage Since NFL-AFL Merger (regular season, 1970-2017)

1. Pittsburgh.....	457	285	2	.616
2. Dallas	435	309	0	.585
3. Denver	431	307	6	.583
4. MIAMI.....	430	312	2	.579
5. New England	426	318	0	.573

Best Record in the 1990s (regular season, minimum six seasons)

1. San Francisco	113	47	0	.706
2. Buffalo.....	103	57	0	.644
3. Kansas City.....	102	58	0	.638
4. Dallas	101	59	0	.631
5. MIAMI.....	95	65	0	.594
Minnesota	95	65	0	.594

Best Record in the 1980s (regular season)

1. San Francisco	104	47	1	.688
2. Washington	97	55	0	.638
3. MIAMI.....	94	57	1	.622
4. Denver	93	58	1	.615
5. Chicago.....	92	60	0	.605

Best Record in the 1970s (regular season)

1. Dallas	105	39	0	.729
2. MIAMI.....	104	39	1	.726
3. Oakland.....	100	38	6	.715
4. St. Louis	98	42	4	.694
Minnesota	99	43	2	.694

**Highest Average Points Scored Per Game Since NFL-AFL Merger
(1970-2017, among teams that have played every season)**

1. New England	22.6
2. Denver.....	22.4
3. Dallas.....	22.4
4. San Francisco	22.4
5. Minnesota	22.0
6. Pittsburgh.....	21.9
7. Green Bay.....	21.8
8. L.A. Chargers	21.7
9. MIAMI	21.6

**Fewest Average Points Allowed Per Game Since NFL-AFL Merger
(1970-2017, among teams that have played every season)**

1. Pittsburgh.....	17.9
2. MIAMI	19.3
3. Dallas.....	19.5
4. Chicago.....	19.7
5. San Francisco	19.9

**Fewest Penalties Since NFL-AFL Merger
(1970-2017, among teams that have played every season)**

1. MIAMI	4,118
2. Indianapolis.....	4,227
3. New England	4,270
4. Green Bay.....	4,359
5. N.Y. Giants.....	4,435

**Most Seasons With 10 Or More Wins Since NFL-AFL Merger
(1970-2017)**

1. Dallas.....	25
Pittsburgh.....	25
3. New England	24
4. San Francisco	23
5. MIAMI	22

**Most Seasons With a Winning Record Since NFL-AFL Merger
(1970-2017)**

1. Pittsburgh.....	35
2. New England	32
Dallas.....	32
4. MIAMI	30
5. Minnesota	29

**Most Division Championships Since NFL-AFL Merger
(1970-2017)**

1. Pittsburgh.....	23
2. San Francisco	19
Dallas.....	19
New England	19
5. Minnesota	18
6. Indianapolis.....	15
Denver.....	15
8. MIAMI	13

**Most Playoff Appearances Since NFL-AFL Merger
(1970-2017)**

1. Pittsburgh.....	30
2. Dallas.....	28
3. Minnesota	27
4. San Francisco	24
New England	24
6. MIAMI	23

Best Home Record Since NFL-AFL Merger (regular season, 1970-2017)

1. Pittsburgh	268	103	1	.722
2. Denver	258	111	4	.698
3. Baltimore.....	120	55	1	.685
4. Minnesota	250	122	1	.672
5. MIAMI.....	244	126	1	.659

Best Road Record Since NFL-AFL Merger (regular season, 1970-2017)

1. Dallas	194	178	0	.522
2. Pittsburgh.....	189	182	1	.509
3. MIAMI.....	186	186	1	.500
4. New England	185	187	0	.497
5. San Francisco	184	187	1	.496

Best Interconference Record Since NFL-AFL Merger (regular season, 1970-2017)

1. Pittsburgh.....	108	67	1	.616
MIAMI.....	109	68	0	.616
3. Dallas	101	75	0	.574
4. Denver	103	77	2	.571
5. Baltimore.....	48	37	1	.564

DOLPHINS ARE TRUE GLOBETROTTERS

The Miami Dolphins have been the NFL's globetrotters in their history, having played regular season games in London (four times) and Toronto as well as preseason contests in London, Berlin, Tokyo and Mexico City.

The Dolphins and Bills took part in the NFL's first-ever regular season game staged in Canada on Dec. 7, 2008 as Miami recorded a 16-3 victory at the Rogers Centre in Toronto. On Oct. 28, 2007. The Dolphins also battled the New York Giants at London's Wembley Stadium before a crowd of 81,176 in the first-ever NFL regular season game that was staged outside of North America. Miami returned to Wembley on Sept. 28, 2014, and earned 38-14 win against Oakland before a crowd of 83,436 and made its third regular season appearance in London when the team fell to the New York Jets, 27-14, at Wembley Stadium on Oct. 4, 2015. The Dolphins most recent appearance was on Oct. 1, 2017 when they fell to the New Orleans Saints, 20-0, at Wembley Stadium.

From 1986-2003, the NFL held American Bowl games and the Dolphins made four appearances in the preseason series. Miami was 4-0 in those games played on foreign soil, with wins in London (1988), Tokyo (1991), Berlin (1992) and Mexico City (1997). The Dolphins became the first NFL team to win four American Bowl contests, and they also became the first team to win an American Bowl matchup in each of the three continents in which the games have been played.



London 1988



Tokyo 1991

MIAMI DOLPHINS UNIFORMS: HISTORICALLY MODERN

A modern version of the classic Miami Dolphins look.



SMALL CHANGE. BIG MEANING.

The orange is darker and richer. A nod to the original color that has adorned the uniform throughout our rich history.



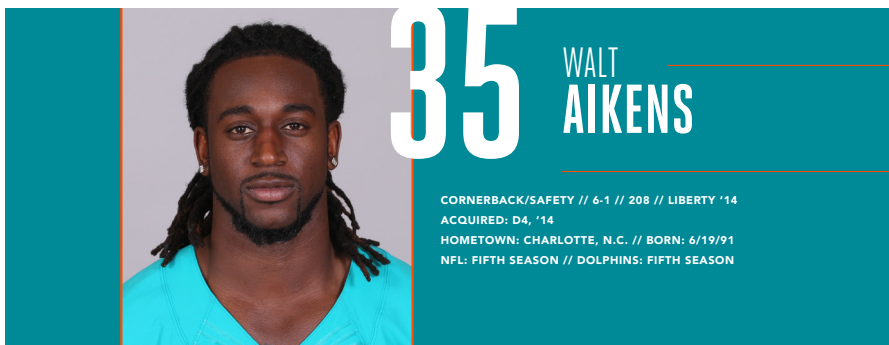
ADDITION BY SUBTRACTION

Pulling the blue out of the numbers and stripes brings the look closer to the Miami Dolphins of old with a modern evolution, and also adds a bold level of simplicity.

PURE AQUA AND ORANGE.

The uniforms are very much a visual representation of the organization – built on a winning tradition in a modern, creative, and aspirational place like Miami. Simplicity and the most vibrant color palette in the NFL – Aqua and Orange.





CORNERBACK/SAFETY // 6-1 // 208 // LIBERTY '14
 ACQUIRED: D4, '14
 HOMETOWN: CHARLOTTE, N.C. // BORN: 6/19/91
 NFL: FIFTH SEASON // DOLPHINS: FIFTH SEASON

NFL CAREER

TRANSACTIONS:

- 4th-round pick (125th overall) by Miami in the 2014 NFL draft.

CAREER HIGHLIGHTS:

- Played in 62 career games with 4 starts.
- 31 tackles (24 solo), 1 interception and 1 pass defended.
- 30 special teams tackles (23 solo) and 1 forced fumble.
- Missed just 2 games in his 4-year NFL career.
- Recorded the first defensive 2-point conversion in Dolphins history when he returned a blocked PAT vs. Arizona (12/11/16).

2017 (MIAMI):

- Played in all 16 games.
- 2 solo tackles.
- 7 special teams tackles (4 solo) and 1 forced fumble.

AT NEW ENGLAND (11/26): 2 special teams tackles and 1 special teams forced fumble.

- Forced WR Danny Amendola to fumble a punt at New England's 28-yard line in the 3rd quarter.

AT KANSAS CITY (12/24): 2 special teams tackles (1 solo).

VS. BUFFALO (12/31): 1 solo tackle and 2 special teams tackles (1 solo).

2016 (MIAMI):

- Played in 15 games.
- Inactive for 1 contest.
- 7 special teams tackles (4 solo).

VS. ARIZONA (12/11): Defensive 2-point conversion.

- Returned a defensive 2-point conversion following a DT Jordan Phillips blocked PAT in the 4th quarter to extend Miami's lead to 23-15.
- The defensive 2-point conversion was the first in team history.

AT N.Y. JETS (12/17): 1 assisted special teams tackle and 1 blocked punt.

- Blocked a P Lachlan Edwards punt and returned it 11 yards for a TD.
- It was Miami's first blocked punt return for a TD since 2012.

POSTSEASON:

AFC WILD CARD AT PITTSBURGH (1/8): 1 special teams tackle.

2015 (MIAMI):

- Played in all 16 games with 4 starts.
- 20 tackles (15 solo).
- 10 special teams tackles (9 solo).

AT WASHINGTON (9/13): 2 solo tackles and 1 solo special teams stop.

- Made 1st career start.

AT JACKSONVILLE (9/20): 4 tackles (2 solo).

AT PHILADELPHIA (11/15): 6 tackles (5 solo) and 3 special teams stops.

- His 6 tackles were a season high.

2014 (MIAMI):

- Played in 15 games.
- Inactive for 1 contest.
- 9 tackles (7 solo), 1 interception, 1 pass defended.
- 6 solo special teams tackles.

VS. NEW ENGLAND (9/7): 1 special teams tackle.

- Made NFL debut.

AT OAKLAND IN LONDON (9/28): 1 interception.

- Picked off QB Matt McGloin for his 1st career interception and returned it 43 yards in the 4th quarter.

AT NEW ENGLAND (12/14): 4 tackles (3 solo).

- His 4 tackles were a season high.

BEFORE THE NFL

COLLEGE (LIBERTY):

- 3-year starter (2011-13).
- Transferred from Illinois after his freshman season (2009).

CAREER (AT LIBERTY): Played in 34 games with 31 starts for Liberty; 162 tackles (120 solo), 3 sacks, 7 interceptions, 20 passes defended and 6 forced fumbles.

SENIOR (2013 AT LIBERTY): Played in 12 games with 10 starts; 62 tackles (50 solo), 3 interceptions, 6 passes defended, 3.5 tackles for loss and 1 sack; 2 punt returns for 2 yards (1.0 avg.); 2 kickoff returns for 57 yards (28.5 avg.).

- His 62 tackles were tied for the team lead.
- 1st-team All-Big South.

JUNIOR (2012 AT LIBERTY): Played in 11 games with 10 starts; 51 tackles (39 solo), 1 interception, 6 passes defended and 3 forced fumbles; 4 punt returns for 42 yards (10.5 avg.).

- His 51 tackles led the team's defensive backs.
- His 3 forced fumbles were tied for most in the conference.
- 2nd-team All-Big South.

REDSHIRT SOPHOMORE (2011 AT LIBERTY):

Started all 11 games; 49 tackles (31 solo), 3 interceptions, 3 forced fumbles and 2 sacks.

- 2nd-team All-Big South.

SOPHOMORE (2010): Redshirted after transferring to Liberty.

TRUE FRESHMAN (2009 AT ILLINOIS): Played in 10 games with 5 starts; 32 tackles (26 solo) and 2 passes defended.

- All-Big Ten Freshman team.

HIGH SCHOOL (HARDING UNIVERSITY – CHARLOTTE, N.C.)

- Played quarterback and defensive back.
- Also played basketball for his father, Walter, who was the school's head basketball coach.

SENIOR (2008): Threw for 1,500 yards and 15 TDs; Rushed for 565 yards and 5 TDs; Recorded 6 interceptions.

- All-Queen City Conference Offensive Player of the Year.
- 1st-team all-conference on defense.
- Earned The Gridiron Great award.

OFF THE FIELD

COMMUNITY:

- Has been an advocate for the American Diabetes Association since joining the NFL.
- Became an ambassador for the Police Athletic/Activities League in 2018.

PERSONAL:

- Served as the Miami Dolphins correspondent at the 2017 and 2018 Pro Bowls in Orlando, Florida.
- Participated in a media combine in 2017, gaining experience with local TV and radio stations.
- **MAJOR:** Kinesiology.

WALT AIKENS' NFL REGULAR SEASON STATS

YEAR	TEAM	GP	GS	TACKLES					INTERCEPTIONS					FUMBLES	
				TOT	SOLO	ASST	SK	YDS	INT	YDS	LG	TD	PD	FF	FR
2014	MIAMI	15	0	9	7	2	0.0	0.0	1	43	43	0	1	0	0
2015	MIAMI	16	4	20	15	5	0.0	0.0	0	0	0	0	0	0	0
2016	MIAMI	15	0	0	0	0	0.0	0.0	0	0	0	0	0	0	0
2017	MIAMI	16	0	2	2	0	0.0	0.0	0	0	0	0	0	1	0
NFL TOTALS		62	4	31	24	7	0.0	0.0	1	43	43	0	1	1	0

WALT AIKENS' NFL PLAYOFF STATS

YEAR	TEAM	GP	GS	TACKLES					INTERCEPTIONS					FUMBLES	
				TOT	SOLO	ASST	SK	YDS	INT	YDS	LG	TD	PD	FF	FR
2016	MIAMI	1	0	0	0	0	0.0	0.0	0	0	0	0	0	0	0
NFL TOTALS		1	0	0	0	0	0.0	0.0	0	0	0	0	0	0	0

ADDITIONAL STATS

Special Teams Touchdowns: 1 blocked punt return in 2016.

Special Teams Tackles: 6 in 2014, 10 in 2015, 7 in 2016, 7 in 2017 for total of 30.


Special Teams Forced Fumbles: 1 in 2017.

Blocked Kicks: 1 punt in 2016.

Defensive 2-Point Conversions: 1 in 2016.

SINGLE-GAME CAREER HIGHS

- Tackles:** 6 at Philadelphia, 11/15/15
- Interceptions:** 1 at Oakland, 9/28/14
- Passes Defended:** 1 at Oakland, 9/28/14
- Forced Fumbles:** 1 at New England, 11/26/17



59
CHASE ALLEN

LINEBACKER // 6-3 // 250 // SOUTHERN ILLINOIS '17
ACQUIRED: FA, '17
HOMETOWN: BELLEVILLE, ILL. // **BORN:** 8/29/93
NFL: SECOND SEASON // DOLPHINS: SECOND SEASON

NFL CAREER

TRANSACTIONS:

- Signed by Miami as an undrafted free agent on May 5, 2017.

CAREER HIGHLIGHTS:

- Played in 16 career games with 4 starts.
- 33 tackles (24 solo).
- 7 special teams tackles (5 solo) and 1 forced fumble.

- Played in all 16 games in his rookie season in 2017.
- Became 1st Dolphins undrafted rookie linebacker to start a season opener since Doug Swift in 1970.

2017 (MIAMI):

- Played in all 16 games with 4 starts.
- 33 tackles (24 solo).
- 7 special teams tackles (5 solo) and 1 forced fumble.

AT L.A. CHARGERS (9/17): 3 solo tackles and 1 special teams stop.

- Became 1st Dolphins undrafted rookie linebacker to start a season opener since Doug Swift in 1970.
- Was 1 of 3 undrafted rookie free agents across the NFL to start a season opener in 2017.

VS. DENVER (12/3): 2 tackles (1 solo) and 1 special teams forced fumble.

- Forced a fumble on a punt that was recovered by Denver in the end zone and tackled by RB Senorise Perry, causing a safety.

VS. BUFFALO (12/31): 7 tackles (4 solo).

BEFORE THE NFL

COLLEGE (SOUTHERN ILLINOIS):

- 4-year letterman (2013-16) and 3-year starter.

CAREER: Played in 45 games with 30 starts; 324 tackles (157 solo), 6 sacks, 7 passes defended, 3 forced fumbles, 2 fumble recoveries and 4 blocked kicks.

- Finished career 12th in school history with 324 career tackles.

SENIOR (2016): Played in 10 games with 8 starts; 77 tackles (49 solo), 1 sack, 1 pass defended, 1 forced fumble and 1 blocked kick.

- Became 2nd player in school history to lead team in tackles for 3 straight seasons.
- Honorable mention All-Missouri Valley Football Conference.
- Team MVP.

JUNIOR (2015): Played in all 11 games with 10 starts; 120 tackles (44 solo), 2.5 sacks, 2 passes defended, 2 forced fumbles, 2 fumble recoveries and 3 blocked kicks.

- Also returned 1 punt for 18 yards.
- 2nd-team All-MVFC.
- His 120 tackles led the team and his 10.9 tackles per game were third in the MVFC.

SOPHOMORE (2014): Started all 12 games; 95 tackles (45 solo), 1 sack, 3 passes defended and 1 forced fumble.

- Transitioned to middle linebacker after beginning his collegiate career as an outside linebacker.
- His 95 tackles led the team and were 9th in the MVFC.

REDSHIRT FRESHMAN (2013): Played in all 12 games; 32 tackles (19 solo), 1.5 sacks and 1 pass defended.

- Redshirted in 2012.

HIGH SCHOOL (BELLEVILLE EAST – BELLEVILLE, ILL.)

SENIOR (2011): 107 tackles and 5 interceptions; 700 rushing yards.

- All-state and all-conference at linebacker.

OFF THE FIELD

COMMUNITY:

- Visited military troops overseas with the Armed Forces Entertainment group in 2018.
- Participated in the 2018 Dolphins Cancer Challenge Golf Tournament.
- Fished in the 2017 Fins Weekend Fishing Tournament.

PERSONAL:

- **MAJOR:** Management.

CHASE ALLEN'S NFL REGULAR SEASON STATS

YEAR	TEAM	GP	GS	TACKLES					INTERCEPTIONS					FUMBLES		
				TOT	SOLO	ASST	SK	YDS	INT	YDS	LG	TD	PD	FF	FR	
2017	MIAMI	16	4	33	24	9	0.0	0.0	0	0	0	0	0	0	1	0
NFL TOTALS		16	4	33	24	9	0.0	0.0	0	0	0	0	0	0	1	0

ADDITIONAL STATS

Special Teams Tackles: 7 in 2017.

SINGLE-GAME CAREER HIGHS

Tackles: 7 twice, last: vs. Buffalo, 12/31/17
Forced Fumbles: 1 vs. Denver, 12/3/17

DOLPHINS HOLD NFL RECORD FOR CONSECUTIVE HOME WINS

The Dolphins own the NFL record for consecutive home games won. Over a four-year stretch from 1971-74, the team compiled 27 straight regular season wins at the Orange Bowl. The streak began in the second home game of 1971, a 41-3 decision over New England on October 17, and ended in the 1975 season-opener, a 31-21 loss to Oakland on September 22. The most recent team to threaten this mark was the Green Bay Packers, who won 25 consecutive regular season contests at Lambeau Field between 1995-98 before dropping a 37-24 decision to Minnesota on October 5, 1998. The Denver Broncos won 24 straight home games from 1996-98.



47

KIKO ALONSO

LINEBACKER // 6-3 // 239 // OREGON '13
 ACQUIRED: T, '16 (PHI.)
 HOMETOWN: LOS GATOS, CALIF. // BORN: 8/14/90
 NFL: SIXTH SEASON // DOLPHINS: THIRD SEASON

NFL CAREER

TRANSACTIONS:

- Traded from Philadelphia to Miami on March 9, 2016.
- Traded from Buffalo to Philadelphia on March 10, 2015.
- 2nd-round pick (46th overall) by Buffalo in the 2013 NFL draft.

CAREER HONORS:

- 2013 PFWA NFL Defensive Rookie of the Year.
- Pepsi MAX Rookie of the Week (vs. Baltimore, 9/29/13).

CAREER HIGHLIGHTS:

- Played in 58 career games with 48 starts.
- 432 tackles (265 solo), 3 sacks, 7 interceptions, 10 passes defended, 4 forced fumbles and 6 fumble recoveries; 1 interception return for a TD.
- Totaled 100+ tackles in 3 of his 4 NFL seasons.
- Played all 1,145 of Buffalo's defensive snaps in 2013 and was one of just 3 NFL linebackers (Nick Roach and Lawrence Timmons) to do so that year.
- Became just the 8th linebacker since 1989 to record at least 150 tackles and 4 interceptions in a single season (2013).
- In 2013, his 159 tackles were third in the NFL and led all rookies:

TOTAL TACKLES IN THE NFL (2013)

PLAYER	TEAM	TOT	SOLO	ASST
1. Vontaze Burfict	Cincinnati	171	114	57
2. Paul Posluszny	Jacksonville	162	122	40
3. KIKO ALONSO	BUFFALO	159	87	72
4. Luke Kuechly	Carolina	156	93	63
5. Lavonte David	Tampa Bay	144	106	38

- Recorded 22 tackles vs. Cincinnati on Oct. 13, 2013, the 2nd-most by any NFL player during that season:

NFL SINGLE-GAME TACKLES (2013)

PLAYER	TM	OPP	DATE	TOT	SL	AST
1. Luke Kuechly	Car.	N.O.	12/22/13	24	9	15
2. KIKO ALONSO	BUF.	CIN.	10/13/13	22	9	13
3. Paul Worrlow	Atl.	Sea.	11/10/13	19	10	9
Paul Worrlow	Atl.	Car.	11/3/13	19	9	10

2017 (MIAMI):

- Started all 16 games.

- 115 tackles (79 solo), 1 sack, 2 forced fumbles and 1 pass defended.
- His 115 total tackles were 8th in the AFC and 14th in the NFL.

VS. TENNESSEE (10/8): 7 tackles (6 solo), 1 sack, 1 pass defended and 1 forced fumble.

- Sacked QB Matt Cassel for a loss of 7 yards, forcing a fumble that was recovered by S Reshad Jones for a 38-yard TD.

VS. OAKLAND (11/15): 5 tackles (4 solo) and 1 forced fumble.

- Forced a OL Marshall Newhouse fumble that was recovered by DE Charles Harris in the 4th quarter.

AT KANSAS CITY (12/24): 11 tackles (8 solo).

- His 11 tackles were a season high.

2016 (MIAMI):

- Started 15 games.
- Inactive for 1 contest.
- 115 tackles (69 solo), 2 interceptions, 4 passes defended, 1 forced fumble and 4 fumble recoveries.
- His 115 total tackles led the team and were 9th in the AFC.
- Tied for 1st in the NFL with 4 defensive fumble recoveries, which were the most by a Dolphins player since DE Jason Taylor in 2001.

AT SEATTLE (9/11): 11 tackles (3 solo) and 1 fumble recovery.

- Made Dolphins debut.
- Recovered a QB Russell Wilson fumble in the 4th quarter.

AT SAN DIEGO (11/13): 4 solo tackles and 1 interception.

- Intercepted QB Philip Rivers with 1:01 remaining in the 4th quarter and returned it 60 yards for a TD, sealing Miami's 31-24 win.
- It was the latest interception return to give the Dolphins a lead since at least 1991.

VS. SAN FRANCISCO (11/27): 11 tackles (4 solo), 1 interception and 1 fumble recovery.

- Became first Dolphins linebacker since at least 1993 to recover a fumble and intercept a pass in the same game.
- Recovered a TE Garrett Celek fumble in the 2nd quarter.
- Intercepted a QB Colin Kaepernick pass and returned the ball 10 yards in the 3rd quarter.
- Tackled QB Colin Kaepernick along with DT

Ndamukong Suh at Miami's 2-yard line on the final play to end the game and preserve Miami's 31-24 victory.

POSTSEASON:

AFC WILD CARD AT PITTSBURGH (1/8): 6 tackles (1 solo).

2015 (PHILADELPHIA):

- Played in 11 games with 1 start.
- 43 tackles (30 solo), 1 interception and 1 pass defended.
- Traded from Buffalo to Philadelphia on March 9, 2016.

AT ATLANTA (9/14): 6 tackles (4 solo) and 1 interception.

- Made his Eagles debut.
- Recorded a one-handed interception of QB Matt Ryan in the end zone.

VS. WASHINGTON (12/26): 8 tackles (5 solo).

AT N.Y. GIANTS (1/3): 9 tackles (8 solo).

- His 9 tackles were a season high.

2014 (BUFFALO):

- Missed the entire season due to injury.
- Placed on injured reserve on Aug. 26.

2013 (BUFFALO):

- Started all 16 games.
- 159 tackles (87 solo), 4 interceptions, 2 sacks, 4 passes defended, 2 fumble recoveries and 1 forced fumble.
- Became just the 8th linebacker since 1989 to record at least 150 tackles and 4 interceptions in a single season.
- His 159 tackles were third in the NFL.
- Played all 1,145 of the team's defensive snaps and was one of just 3 NFL linebackers (Nick Roach and Lawrence Timmons) to do so.

VS. NEW ENGLAND (9/8): 9 tackles (5 solo), 1 forced fumble and 1 fumble recovery.

- Made his NFL debut.

VS. BALTIMORE (9/29): 5 tackles (2 solo) and 2 interceptions.

- Picked off QB Joe Flacco twice in the 2nd half, including on Baltimore's final drive to seal the win.
- Earned Pepsi MAX Rookie of the Week honors for the performance.

VS. CINCINNATI (10/13): 22 tackles (9 solo).

- His 22 tackles were the 2nd-most by an NFL player during the 2013 season.

HONORS:

- PFWA NFL Defensive Rookie of the Year
- Pepsi MAX Rookie of the Week (vs. Baltimore, 9/29)

BEFORE THE NFL

COLLEGE (OREGON):

- 3-year letterman (2009, 2011-12) and 1-year starter.

CAREER: Played in 36 games with 17 starts; 143 tackles (99 solo), 3.5 sacks, 6 interceptions, 9 passes defended, 3 forced fumbles and 2 fumble recoveries.

SENIOR (2012): Started 12 games; 81 tackles (58 solo), 1 sack and 4 interceptions.

JUNIOR (2011): Played in 12 games with 5 starts; 46 tackles (28 solo), 2 interceptions and 2.5 sacks.

- Named Rose Bowl Defensive Player of the Game with 5 tackles, 1 interception and 1.5 sacks vs. Wisconsin (1/2).

SOPHOMORE (2010): Missed the entire season.

REDSHIRT FRESHMAN (2009): Played in 12 games; 16 tackles (3 solo) and 1 forced fumble.

- Redshirted in 2008.

HIGH SCHOOL (LOS GATOS HS – LOS GATOS, CALIF.)

SENIOR (2007): 150 tackles (81 solo) and 27 sacks; 35 receptions for 559 yards (16.0 avg.) and 7 TDs.

- Helped school win the league title.
- 1st-team All-Northern California on defense.

OFF THE FIELD

COMMUNITY:

- Regularly hosts youth football camps in Puerto Rico during the offseason.
- Has made multiple mission trips to Puerto Rico to help with hurricane relief efforts.
- Brother, Carlos, was drafted by MLB's Philadelphia Phillies.

PERSONAL:

- Born to a Colombian mother and Cuban father.
- Speaks Spanish fluently and embraces Miami's Latin culture.

KIKO ALONSO'S NFL REGULAR SEASON STATS

YEAR	TEAM	GP	GS	TACKLES					INTERCEPTIONS					FUMBLES		
				TOT	SOLO	ASST	SK	YDS	INT	YDS	LG	TD	PD	FF	FR	
2013	BUFFALO	16	16	159	87	72	2.0	17.0	4	38	32	0	4	1	2	
2014	BUFFALO			INJURED RESERVE												
2015	PHILADELPHIA	11	1	43	30	13	0.0	0.0	1	0	0	0	1	0	0	
2016	MIAMI	15	15	115	69	46	0.0	0.0	2	70	60t	1	4	1	4	
2017	MIAMI	16	16	115	79	36	1.0	0.0	0	0	0	0	1	2	0	
	NFL TOTALS	58	48	432	265	167	3.0	17.0	7	108	60t	1	10	4	6	

KIKO ALONSO'S NFL PLAYOFF STATS

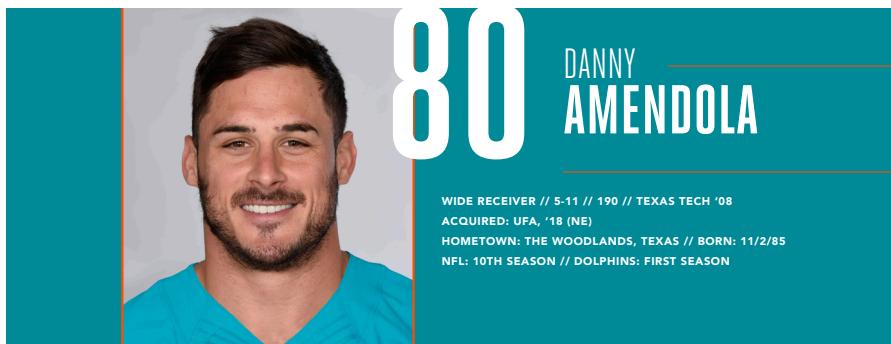
YEAR	TEAM	GP	GS	TACKLES					INTERCEPTIONS					FUMBLES	
				TOT	SOLO	ASST	SK	YDS	INT	YDS	LG	TD	PD	FF	FR
2016	MIAMI	1	1	6	1	5	0.0	0.0	0	0	0	0	0	0	0
	NFL TOTALS	1	1	6	1	5	0.0	0.0	0	0	0	0	0	0	0

ADDITIONAL STATS

Defensive Touchdowns: (Miami) 1 interception return in 2016.

SINGLE-GAME CAREER HIGHS

Tackles:	22	vs. Cincinnati, 10/13/13
Sacks:	1	3 times, last: vs. Tennessee, 10/8/17
Interceptions:	2	vs. Baltimore, 9/29/13
Passes Defensed:	2	twice, last: vs. N.Y. Jets, 11/6/16
Forced Fumbles:	1	4 times, last: vs. Oakland, 11/5/17
Fumble Recoveries:	1	6 times, last: vs. San Francisco, 11/27/16



WIDE RECEIVER // 5-11 // 190 // TEXAS TECH '08
ACQUIRED: UFA, '18 (NE)
HOMETOWN: THE WOODLANDS, TEXAS // BORN: 11/2/85
NFL: 10TH SEASON // DOLPHINS: FIRST SEASON

NFL CAREER

TRANSACTIONS:

- Signed by Miami as an unrestricted free agent from New England on March 15, 2018.
- Signed by New England as an unrestricted free agent from St. Louis on March 14, 2013.
- Signed by St. Louis on Sept. 22, 2009.
- Signed to Philadelphia's practice squad on Sept. 6, 2009.
- Waived by Philadelphia on Sept. 5, 2009.
- Signed by Philadelphia on Jan. 19, 2009.
- Signed to Philadelphia's practice squad on Jan. 7, 2009.
- Signed to Dallas' practice squad on Sept. 3, 2008.
- Waived by Dallas on Aug. 31, 2008.
- Signed by Dallas as an undrafted college free agent on April 28, 2008.

CAREER HIGHLIGHTS:

- Played in 111 career games with 46 starts.
- 426 receptions for 4,109 yards (9.6 avg.) and 19 TDs.
- 15 carries for 99 yards (6.6 avg.).
- 152 kickoff returns for 3,575 yards (23.5 avg.).
- 174 punt returns for 1,707 yards (9.8 avg.).
- Won 2 Super Bowls (LI and XLIX) with New England.
- Totaled 13 receptions for 126 yards (9.7 avg.), 2 TDs and a 2-point conversion in the Super Bowl wins with both TD receptions aiding 4th-quarter comebacks.
- His 21 receptions and 278 receiving yards in his 3 Super Bowl appearances are both 5th-best in all-time Super Bowl history:

NFL RECEPTION LEADERS (SUPER BOWLS)

PLAYER	TEAM(S)	REC	YDS	AVG
1. Jerry Rice	SF/Oak.	33	589	17.8
2. Andre Reed	Buf.	27	323	12.0
3. Wes Welker	NE/Den.	26	247	9.5
4. Deion Branch	NE	24	321	13.4
5. DANNY AMENDOLA	NE	21	278	13.2

NFL RECEIVING YARDS LEADERS (SUPER BOWL HISTORY)

PLAYER	TEAM(S)	REC	YDS	AVG
1. Jerry Rice	SF/Oak.	33	589	17.8
2. Lynn Swann	Pit.	16	364	22.8
3. Andre Reed	Buf.	27	323	12.0
4. Deion Branch	NE	24	321	13.4
5. DANNY AMENDOLA	NE	21	278	13.2

- His 348 receiving yards in the playoffs following the 2017 season set a Patriots franchise record and are 10th all-time in NFL history:

NFL SINGLE-SEASON RECEIVING LEADERS (PLAYOFFS)

PLAYER	TEAM	YEAR	REC	YDS	TD
1. Larry Fitzgerald	Ari.	2008	30	546	7
2. Hakeem Nicks	NYG	2011	28	444	4
3. Jerry Rice	SF	1988	21	409	6
4. Steve Smith Sr.	Car.	2003	18	404	3
5. Charlie Brown	Was.	1983	14	401	1
6. Anthony Carter	Min.	1987	23	391	1
7. Anquan Boldin	Balt.	2012	22	380	4
8. Fred Biletnikoff	Oak.	1968	14	370	4
9. Muhsin Muhammad	Car.	2003	15	352	2
10. DANNY AMENDOLA	NE	2017	26	348	2

- His 152 receiving yards in Super Bowl LII are tied for 5th-most in Super Bowl history, 3rd-most in a postseason game in Patriots history and set a Super Bowl team record:

MOST RECEPTIONS IN A SUPER BOWL						
PLAYER	TM	OPP	DATE	REC	YDS	AVG
1. Jerry Rice	SF	Cin.	1/22/89	11	215	19.5
2. Ricky Saunders	Was.	Den.	1/31/88	9	193	21.4
3. Isaac Bruce	STL	Ten.	1/30/00	6	162	27.0
4. Lynn Swann	Pit.	Dal.	1/18/76	4	161	40.3
5. D. AMENDOLA	NE	PHI.	2/4/18	8	152	19.0
Andre Reed	Buf.	Dal.	1/31/93	8	152	19.0
Rod Smith	Den.	Atl.	1/31/99	5	152	30.4

PATRIOTS SINGLE-GAME RECEPTIONS LEADERS (PLAYOFF GAMES)						
PLAYER	OPP	DATE	REC	YDS	AVG	
1. Chris Hogan	Pit.	1/22/17	9	180	20.0	
2. Deion Branch	Den.	1/14/06	8	153	19.1	
3. DANNY AMENDOLA	PHI.	2/4/18	8	152	19.0	
4. Rob Gronkowski	Den.	1/14/12	10	145	14.5	
5. Rob Gronkowski	Den.	1/24/16	8	144	18.0	

- Caught the 400th TD pass of QB Tom Brady's career vs. Jacksonville on Sept. 27, 2015.
- Tied an NFL record with 12 first-half receptions vs. Washington on Sept. 16, 2012:

MOST RECEPTIONS IN AN NFL GAME (1ST HALF ONLY)						
PLAYER	TM	OPP	DATE	REC	YDS	
1. DANNY AMENDOLA	STL	WAS.	9/16/12	12	133	
Reggie Wayne	Ind.	Ten.	12/30/07	12	87	
3. Keenan Allen	SD	GB	10/18/15	11	128	
Tim Brown	Oak.	Jax.	12/21/97	11	131	
Dallas Clark	Ind.	Hou.	11/8/09	11	86	
Terry Glenn	NE	Cle.	10/3/99	11	145	

- Tied the Rams' single-game receptions franchise record with 15 on Sept. 16, 2012:

RAMS SINGLE-GAME RECEPTIONS LEADERS						
PLAYER	OPP	DATE	REC	YDS	AVG	
1. DANNY AMENDOLA	WAS.	9/16/12	15	160	10.7	
Flipper Anderson	NO	11/26/89	15	336	22.4	
Isaac Bruce	Mia.	12/94/95	15	210	14.0	
4. Marshall Faulk	Den.	9/8/02	14	91	6.5	
5. Steven Jackson	KC	11/5/06	13	133	10.5	
Jim Phillips	GB	12/17/61	13	101	7.8	

- Led the NFL in all-purpose yards (2,364) in 2010:

NFL ALL-PURPOSE YARDAGE LEADERS (2010)			
PLAYER	TEAM	AP YDS	
1. DANNY AMENDOLA	ST. LOUIS	2,364	
2. Arian Foster	Houston	2,221	
3. Darren Sproles	San Diego	2,210	
4. Jamaal Charles	Kansas City	1,935	
5. Stefan Logan	Detroit	1,909	

- Finished 3rd in the NFL with 29 receptions on 3rd down in 2010:

NFL RECEPTION LEADERS ON THIRD DOWN (2010)				
PLAYER	TEAM	REC	YDS	AVG
1. Roddy White	Atlanta	36	497	13.8
2. Stevie Johnson	Buffalo	30	433	14.4
3. DANNY AMENDOLA	ST. LOUIS	29	298	10.3
4. Davone Bess	Miami	28	299	10.7
Kellen Winslow	Tampa Bay	28	313	11.2
Jason Witten	Dallas	28	258	9.2

- Led the NFL and set Rams franchise records in kickoff returns (66), kickoff return yards (1,618) and total return yards (1,978) in 2009:

NFL KICKOFF RETURN LEADERS (2009)				
PLAYER	TEAM	KR	YDS	AVG
1. DANNY AMENDOLA	STL	66	1,618	24.5
2. Josh Cribbs	Cle.	56	1,542	27.5
3. Stefan Logan	Pit.	55	1,466	26.7
4. Darren Sproles	SD	54	1,300	24.1
5. Ted Ginn Jr.	Mia.	52	1,296	24.9

RAMS SINGLE-SEASON KICKOFF RETURN LEADERS				
PLAYER	YEAR	KR	YDS	AVG
1. DANNY AMENDOLA	2009	66	1,618	24.5
2. Tony Horne	2000	57	1,379	24.2
3. Tony Horne	1998	56	1,306	23.3
4. Arlen Harris	2003	51	1,175	23.0
5. Drew Hill	1981	60	1,170	19.5

2017 (NEW ENGLAND):

- Played in 15 games with 8 starts.
- Inactive for 1 game.
- 61 receptions for 659 yards (10.8 avg.) and 2 TDs.
- 1 kickoff return for 16 yards.
- 27 punt returns for 231 yards (8.6 avg.).
- His 348 receiving yards in the playoffs set a Patriots franchise record and were 10th all-time in NFL history.

VS. KANSAS CITY (9/7): 6 receptions for 100 yards (16.7 avg.).

- It was the 8th 100-yard performance of his career.

VS. CAROLINA (10/1): 6 receptions for 42 yards (7.0 avg.) and 1 TD.

- Caught a 1-yard TD pass from QB Tom Brady with 3:09 remaining to tie the game.

AT OAKLAND (11/19): 8 receptions for 66 yards (8.3 avg.) and 1 TD.

- Hauled in a 5-yard TD pass from Brady to give the team a 14-0 lead in the 2nd quarter.

POSTSEASON:

AFC DIVISIONAL VS. TENNESSEE (1/13): 11 receptions for 112 yards (10.2 avg.).

- It was his 1st 100-yard playoff effort.
- His 11 receptions are tied for 2nd-most in a playoff game in Patriots history.

AFC CHAMPIONSHIP VS. JACKSONVILLE (1/21): 7 receptions for 84 yards (12.0 avg.) and 2 TDs.

- Caught 2 TD passes in the 4th quarter to lead the Patriots to a come-from-behind victory.
- His 1st TD came on a 9-yard pass from Brady with 8:44 left to make it a 1-score game.
- Reeled in a 4-yard TD pass from Brady with 2:48 left to give New England the game-winning score.

SUPER BOWL LII VS. PHILADELPHIA (2/4): 8 receptions for 152 yards (19.0 avg.).

- His 152 receiving yards are tied for 5th-most in Super Bowl history, 3rd-most in a postseason game in Patriots history and set a Super Bowl team record.

2016 (NEW ENGLAND):

- Played in 12 games with 4 starts.
- Inactive for 4 games.
- 23 receptions for 243 yards (10.6 avg.) and 4 TDs.
- 5 kickoff returns for 129 yards (25.8 avg.).
- 18 punt returns for 121 yards (6.7 avg.).

VS. MIAMI (9/18): 4 receptions for 48 yards (12.0 avg.) and 2 TDs.

- Caught 2 TD passes in the 1st half to give New England an early lead.
- Reeled in a 12-yard TD pass from QB Jimmy Garoppolo on the team's opening drive.
- Scored on a 10-yard catch from Garoppolo in the 2nd quarter.

AT BUFFALO (10/30): 3 receptions for 29 yards (9.7 avg.) and 1 TD.

- Caught a 9-yard TD pass from QB Tom Brady to give his team a 1st-quarter lead.

AT SAN FRANCISCO (11/20): 2 receptions for 2 yards (1.0 avg.) and 1 TD.

- Hauled in a 5-yard TD pass from Brady in the 4th quarter.

POSTSEASON:

AFC DIVISIONAL VS. HOUSTON (1/14): Played but did not record any stats.

AFC CHAMPIONSHIP VS. PITTSBURGH (1/22): 2 receptions for 12 yards (6.0 avg.).

SUPER BOWL LI VS. ATLANTA (2/5): 8 receptions for 78 yards (9.8 avg.) and 1 TD.

- Won his 2nd Super Bowl with the Patriots.
- Caught a 6-yard TD pass from Brady with 5:58 remaining to make it a 1-score game.
- Caught a 2-point conversion with 57 seconds left to tie the game and send it to overtime.

2015 (NEW ENGLAND):

- Played in 14 games with 7 starts.
- Inactive for 2 games.
- 65 receptions for 648 yards (10.0 avg.) and 3 TDs.
- 8 kickoff returns for 172 yards (21.5 avg.).
- 23 punt returns for 276 yards (12.0 avg.).

VS. JACKSONVILLE (9/27): 5 receptions for 39 yards (7.8 avg.) and 1 TD.

- His 1-yard TD reception in the 2nd quarter was the 400th career TD pass for QB Tom Brady.

VS. N.Y. JETS (10/25): 8 receptions for 86 yards (10.8 avg.) and 1 TD.

- Caught an 8-yard TD pass from Brady with 7:16 remaining to give his team the lead.

VS. BUFFALO (11/23): 9 receptions for 117 yards (13.0 avg.).

POSTSEASON:

AFC DIVISIONAL VS. KANSAS CITY (1/16): 2 receptions for 18 yards (9.0 avg.).

AFC CHAMPIONSHIP AT DENVER (1/24): 5 receptions for 39 yards (7.8 avg.).

2014 (NEW ENGLAND):

- Played in all 16 games with 4 starts.
- 27 receptions for 200 yards (7.4 avg.) and 1 TD.
- 20 kickoff returns for 482 yards (24.1 avg.).
- 16 punt returns for 132 yards (8.3 avg.).

VS. N.Y. JETS (10/16): 1 reception for 19 yards and 1 TD.

- Caught a 19-yard TD pass from QB Tom Brady in the 4th quarter.

AT N.Y. JETS (12/21): 8 receptions for 63 yards (7.9 avg.).

VS. BUFFALO (12/28): 4 receptions for 24 yards (6.0 avg.).

POSTSEASON:

AFC DIVISIONAL VS. BALTIMORE (1/10): 5 receptions for 81 yards (16.2 avg.) and 2 TDs.

- Caught 2 TD passes, both to tie the score.
- Hauled in his first TD on a 15-yard pass from Brady in the 2nd quarter.
- Scored again on a 51-yard pass from Brady in the 3rd quarter.

AFC CHAMPIONSHIP VS. INDIANAPOLIS (1/18): 1 reception for 8 yards.

SUPER BOWL XLIX VS. SEATTLE (2/1): 5 receptions for 48 yards (9.6 avg.) and 1 TD.

- Won his 1st Super Bowl.
- Caught a 4-yard TD pass from Brady with 7:55 to go and made it a 1-score game.

2013 (NEW ENGLAND):

- Played in 12 games with 6 starts.
- Inactive for 4 games.
- 54 receptions for 633 yards (11.7 avg.) and 2 TDs.

AT BUFFALO (9/8): 10 receptions for 104 yards (10.4 avg.).

- Made his Patriots debut.
- VS. CLEVELAND (12/8):** 4 receptions for 36 yards (9.0 avg.) and 1 TD.
- Caught a 1-yard TD pass from QB Tom Brady with 31 seconds left to win the game.

AT MIAMI (12/15): 10 receptions for 131 yards (13.1 avg.).

POSTSEASON:

AFC DIVISIONAL VS. INDIANAPOLIS (1/11): 3 receptions for 77 yards (25.7 avg.).

AFC CHAMPIONSHIP AT DENVER (1/19): Played but did not record any stats.

2012 (ST. LOUIS):

- Played in 11 games with 8 starts.
- Inactive for 5 games.
- 63 receptions for 666 yards (10.6 avg.) and 3 TDs.
- 2 kickoff returns for 16 yards (8.0 avg.).
- 17 punt returns for 122 yards (7.2 avg.).

VS. WASHINGTON (9/16): 15 receptions for 160 yards (10.7 avg.) and 1 TD.

- Tied an NFL record with 12 first-half receptions.
- His 15 receptions tied the Rams' single-game receptions franchise record.

VS. SEATTLE (9/30): 6 receptions for 55 yards (9.2 avg.) and 1 TD.

- Caught a 2-yard TD pass from P. Johnny Hekker on a fake field goal.

AT SAN FRANCISCO (11/11): 11 receptions for 102 yards (9.3 avg.).

2011 (ST. LOUIS):

- Started 1 game.
- Inactive for 3 games.
- Missed the rest of the season after being placed on injured reserve on Oct. 10.
- 5 receptions for 45 yards (9.0 avg.).

VS. PHILADELPHIA (9/11): 5 receptions for 45 yards (9.0 avg.).

2010 (ST. LOUIS):

- Played in all 16 games with 6 starts.
- 85 receptions for 689 yards (8.1 avg.) and 3 TDs.
- 50 kickoff returns for 1,142 yards (22.8 avg.).
- 40 punt returns for 452 yards (11.3 avg.).
- Led the NFL in all-purpose yards (2,364).
- Was 3rd in the NFL with 29 receptions on 3rd down.

AT DETROIT (10/10): 12 receptions for 95 yards (7.9 avg.).

VS. CAROLINA (10/31): 6 receptions for 28 yards (4.7 avg.) and 1 TD.

- Caught a 2-yard TD pass from QB Sam Bradford in the 2nd quarter.

AT SAN FRANCISCO (11/14): 7 receptions for 51 yards (7.3 avg.) and 1 TD.

- Caught a 5-yard TD pass from Bradford in the 2nd quarter.

2009 (ST. LOUIS/PHILADELPHIA):

- Played in 14 games with 2 starts.
- Signed by St. Louis from Philadelphia's practice squad on Sept. 22, 2009.
- Spent 2 weeks on Philadelphia's practice squad.
- Spent the entire offseason and training camp with Philadelphia.
- 43 receptions for 326 yards (7.6 avg.) and 1 TD.
- 66 kickoff returns for 1,618 yards (24.5 avg.).
- 31 punt returns for 360 yards (11.6 avg.).
- Led the NFL and set Rams franchise records in kickoff returns (66), kickoff return yards (1,618) and total return yards (1,978).

VS. GREEN BAY (9/27): Played but did not record any stats.

- Made his NFL debut.

VS. SEATTLE (11/29): 7 receptions for 55 yards (7.9 avg.).

- Made his 1st NFL start.

VS. HOUSTON (12/20): 2 receptions for 7 yards (3.5 avg.) and 1 TD.

- Caught a 2-yard TD pass from QB Keith Null for his 1st career score.

2008 (PHILADELPHIA/DALLAS):

- Spent 1 playoff week on Philadelphia's practice squad.
- Was on Dallas' practice squad for the remainder of the season.
- Also spent the offseason and training camp with Dallas.

BEFORE THE NFL

COLLEGE (TEXAS TECH):

- 4-year letterman (2004-07) and 3-year starter.

CAREER: Played in all 50 games with 33 starts; 204 receptions for 2,246 yards (11.0 avg.) and 15 TDs; 7 carries for 20 yards (2.9 avg.); 17 kickoff returns for 290 yards (17.1 avg.); 116 punt returns for 1,283 yards (11.1 avg.) and 1 TD.

- Finished his career 5th in school history with 204 receptions and 8th with 2,246 receiving yards.

• His 3,839 career all-purpose yards were 7th in school history.

- His 1,283 career punt return yards were 3rd in school history.

SENIOR (2007): Started all 13 games; 109 receptions for 1,245 yards (11.4 avg.) and 6 TDs; 14 punt returns for 222 yards (15.9 avg.).

- His 109 receptions were 2nd and his 1,245 receiving yards were 4th in school history.

• Joined WR Michael Crabtree (134) to set an FBS record for most passes caught by two players on the same team (243) in the same season.

- 2nd-team All-Big 12.

JUNIOR (2006): Played in all 13 games with 11 starts; 48 receptions for 487 yards (10.1 avg.) and 5 TDs; 3 carries for 12 yards (4.0 avg.); 41 punt returns for 377 yards (9.2 avg.).

- His 9.2 yards per punt return average was 6th in the Big 12.

- Honorable mention All-Big 12.

SOPHOMORE (2005): Played in all 12 games with 8 starts; 34 receptions for 395 yards (11.6 avg.) and 3 TDs; 2 carries for -1 yard (-0.5 avg.); 9 kickoff returns for 141 yards (15.7 avg.); 32 punt returns for 313 yards (9.8 avg.).

- Honorable mention All-Big 12.

TRUE FRESHMAN (2004): Played in all 12 games with 1 start; 13 receptions for 119 yards (9.2 avg.) and 1 TD; 2 carries for 9 yards (4.5 avg.); 8 kickoff returns for 149 yards (18.6 avg.); 29 punt returns for 371 yards (12.8 avg.) and 1 TD.

- 1st-team All-Big 12 as a return specialist.

- Only true freshman to play for the team that season.

HIGH SCHOOL (THE WOODLANDS HS – THE WOODLANDS, TEXAS)

- Played wide receiver and safety.

• Also earned all-state honors as a second baseman on the baseball team.

SENIOR (2003): 60 receptions for 864 yards (14.4 avg.) and 9 TDs.

- 1st-team all-state.

OFF THE FIELD

COMMUNITY:

- Started the Danny Amendola Catches for Kids Foundation to provide opportunities, support and resources to children and families in need.

• Following the 2013 Boston Marathon bombing, he donated \$100 for every catch to a victim recovery fund.

PERSONAL:

- Brother, Matt, played safety at Baylor in the early 2000s.

• **PRONUNCIATION:** Last name is pronounced am-men-DOLE-uh.

DANNY AMENDOLA'S NFL REGULAR SEASON STATS

YEAR	TEAM	GP	GS	RECEIVING					RUSHING				
				REC	YDS	AVG	LG	TD	ATT	YDS	AVG	LG	TD
2009	ST. LOUIS	14	2	43	326	7.6	25	1	3	-2	-0.7	8	0
2010	ST. LOUIS	16	6	85	689	8.1	36	3	7	81	11.6	30	0
2011	ST. LOUIS	1	1	5	45	9.0	18	0	0	0	0.0	0	0
2012	ST. LOUIS	11	8	63	666	10.6	56	3	2	8	4.0	6	0
2013	NEW ENGLAND	12	6	54	633	11.7	57	2	1	1	1.0	1	0
2014	NEW ENGLAND	16	4	27	200	7.4	21	1	0	0	0.0	0	0
2015	NEW ENGLAND	14	7	65	648	10.0	41	3	2	11	5.5	8	0
2016	NEW ENGLAND	12	4	23	243	10.6	32	4	0	0	0.0	0	0
2017	NEW ENGLAND	15	8	61	659	10.8	27	2	0	0	0.0	0	0
NFL TOTALS		111	46	426	4109	9.6	57	19	15	99	6.6	30	0

DANNY AMENDOLA'S NFL REGULAR SEASON RETURNING STATS

YEAR	TEAM	KICKOFF RETURN					PUNT RETURN					
		KR	YDS	AVG	LG	TD	PR	FC	YDS	AVG	LG	TD
2009	ST. LOUIS	66	1618	24.5	58	0	31	11	360	11.6	56	0
2010	ST. LOUIS	50	1142	22.8	84	0	40	18	452	11.3	42	0
2011	ST. LOUIS	0	0	0.0	-	0	1	0	0	0.0	0	0
2012	ST. LOUIS	2	16	8.0	12	0	17	10	122	7.2	22	0
2013	NEW ENGLAND	0	0	0.0	-	0	1	0	13	13.0	13	0
2014	NEW ENGLAND	20	482	24.1	81	0	16	5	132	8.3	39	0
2015	NEW ENGLAND	8	172	21.5	29	0	23	12	276	12.0	82	0
2016	NEW ENGLAND	5	129	25.8	73	0	18	7	121	6.7	30	0
2017	NEW ENGLAND	1	16	16.0	16	0	27	18	231	8.6	40	0
NFL TOTALS		152	3575	23.5	84	0	174	81	1707	9.8	82	0

DANNY AMENDOLA'S NFL PLAYOFF STATS

YEAR	TEAM	GP	GS	RECEIVING					RUSHING				
				REC	YDS	AVG	LG	TD	ATT	YDS	AVG	LG	TD
2013	NEW ENGLAND	2	1	3	77	25.7	53	0	0	0	0.0	0	0
2014	NEW ENGLAND	3	1	11	137	12.5	51	3	1	-2	-2.0	-2	0
2015	NEW ENGLAND	2	2	7	57	8.1	16	0	0	0	0.0	0	0
2016	NEW ENGLAND	3	0	10	90	9.0	20	1	1	15	15.0	15	0
2017	NEW ENGLAND	3	2	26	348	13.4	50	2	1	3	3.0	3	0
PLAYOFF TOTALS		13	6	57	709	12.4	53	6	3	16	5.3	15	0

DANNY AMENDOLA'S NFL PLAYOFF RETURNING STATS

YEAR	TEAM	KICKOFF RETURN					PUNT RETURN					
		KR	YDS	AVG	LG	TD	PR	FC	YDS	AVG	LG	TD
2014	NEW ENGLAND	9	213	23.7	30	0	0	2	0	0.0	-	0
2015	NEW ENGLAND	0	0	0.0	-	0	4	4	54	13.5	28	0
2017	NEW ENGLAND	0	0	0.0	-	0	5	9	52	10.4	20	0
NFL TOTALS		9	213	23.7	30	0	9	15	106	11.8	28	0

ADDITIONAL STATS

Passing: (New England) 1-of-1 (100.0 pct.) for 36 yards in 2015.

Miscellaneous Tackles: (St. Louis) 3 in 2009, 1 in 2010, 1 in 2012, (New England) 1 in 2016, 2 in 2017 for total of 8.

SINGLE-GAME CAREER HIGHS

Receptions:	15	vs. Washington, 9/16/12
Receiving Yards:	160	vs. Washington, 9/16/12
Longest Reception:	57	vs. Pittsburgh, 11/3/13
Receiving TDs:	2	3 times, last: vs. Jacksonville, 1/21/18*
Punt Returns:	5	twice, last: vs. San Francisco, 1/3/10
Punt Return Yards:	84	at N.Y. Giants, 11/15/15
Longest Punt Return:	82	at N.Y. Giants, 11/15/15
Kickoff Returns:	9	at Tennessee, 12/13/09
Kickoff Return Yards:	217	at Tennessee, 12/13/09
Longest Kickoff Return:	84	vs. San Francisco, 12/26/10

* AFC Divisional game

100-YARD RECEIVING GAMES (10)

DATE	OPPONENT	REC	YDS	AVG	LG	TD
9/16/12	WASHINGTON	15	160	10.7	56	1
11/11/12	at San Francisco	11	102	9.3	16	0
9/8/13	at Buffalo	10	104	10.4	24	0
11/3/13	PITTSBURGH	4	122	30.5	57	1
12/15/13	at Miami	10	131	13.1	30	0
10/18/15	at Indianapolis	7	105	15.0	35	0
11/23/15	BUFFALO	9	117	13.0	41	0
9/7/17	KANSAS CITY	6	100	16.7	27	0
1/13/18	TENNESSEE*	11	112	10.5	25	0
2/4/18	vs. Philadelphia**	8	152	19.0	50	0

* AFC Divisional game

** Super Bowl XLII

2009 GAME-BY-GAME STATS (ST. LOUIS)

DATE	OPPONENT	P/S	REC	YDS	AVG	LG	TD
09/13	at Seattle		NOT ON ROSTER				
09/20	at Washington		NOT ON ROSTER				
09/27	GREEN BAY	1/0	0	0	0.0	-	0
10/04	at San Francisco	1/0	1	8	8.0	8	0
10/11	MINNESOTA	1/0	5	43	8.6	14	0
10/18	at Jacksonville	1/0	3	25	8.3	13	0
10/25	INDIANAPOLIS	1/0	5	39	7.8	14	0
11/01	at Detroit	1/0	1	13	13.0	13	0
11/15	NEW ORLEANS	1/0	0	0	0.0	-	0
11/22	ARIZONA	1/0	4	61	15.3	25	0
11/29	SEATTLE	1/1	7	55	7.9	11	0
12/06	at Chicago	1/0	1	0	0.0	0	0
12/13	at Tennessee	1/0	5	19	3.8	8	0
12/20	HOUSTON	1/0	2	7	3.5	5	1
12/27	at Arizona	1/0	6	38	6.3	12	0
01/03	SAN FRANCISCO	1/1	3	18	6.0	9	0
2009 TOTALS		14/2	43	326	7.6	25	1

2010 GAME-BY-GAME STATS (ST. LOUIS)

DATE	OPPONENT	P/S	REC	YDS	AVG	LG	TD
09/12	ARIZONA	1/1	6	67	11.2	36	0
09/19	at Oakland	1/1	4	39	9.8	16	0
09/26	WASHINGTON	1/0	6	56	9.3	18	0
10/03	SEATTLE	1/0	5	46	9.2	14	0
10/10	at Detroit	1/1	12	95	7.9	18	0
10/17	SAN DIEGO	1/0	3	19	6.3	11	0
10/24	at Tampa Bay	1/0	3	29	9.7	18	1
10/31	CAROLINA	1/0	6	28	4.7	9	1
11/14	at San Francisco	1/1	7	51	7.3	25	1
11/21	ATLANTA	1/1	8	63	7.9	18	0
11/28	at Denver	1/0	4	41	10.3	17	0
12/05	at Arizona	1/0	1	17	17.0	17	0
12/12	at New Orleans	1/0	3	16	5.3	10	0
12/19	KANSAS CITY	1/0	7	60	8.6	16	0
12/26	SAN FRANCISCO	1/1	8	53	6.6	10	0
01/02	at Seattle	1/0	2	9	4.5	6	0
2010 TOTALS		16/6	85	689	8.1	36	3

2011 GAME-BY-GAME STATS (ST. LOUIS)

DATE	OPPONENT	P/S	REC	YDS	AVG	LG	TD
09/11	PHILADELPHIA	1/1	5	45	9.0	18	0
09/19	at N.Y. Giants		INACTIVE				
09/25	BALTIMORE		INACTIVE				
10/02	WASHINGTON		INACTIVE				
10/16	at Green Bay		INJURED RESERVE				
10/23	at Dallas		INJURED RESERVE				
10/30	NEW ORLEANS		INJURED RESERVE				
11/06	at Arizona		INJURED RESERVE				
11/13	at Cleveland		INJURED RESERVE				
11/20	SEATTLE		INJURED RESERVE				
11/27	ARIZONA		INJURED RESERVE				
12/04	at San Francisco		INJURED RESERVE				
12/12	at Seattle		INJURED RESERVE				
12/18	CINCINNATI		INJURED RESERVE				
12/24	at Pittsburgh		INJURED RESERVE				
01/01	SAN FRANCISCO		INJURED RESERVE				
2011 TOTALS		1/1	5	45	9.0	18	0

2012 GAME-BY-GAME STATS (ST. LOUIS)

DATE	OPPONENT	P/S	REC	YDS	AVG	LG	TD
09/09	at Detroit	1/1	5	70	14.0	17	0
09/16	WASHINGTON	1/1	15	160	10.7	56	1
09/23	at Chicago	1/1	5	66	13.2	30	0
09/30	SEATTLE	1/1	6	55	9.2	15	1
10/04	ARIZONA	1/0	1	44	44.0	44	0
10/14	at Miami		INACTIVE				
10/21	GREEN BAY		INACTIVE				
10/28	NEW ENGLAND		INACTIVE				
11/11	at San Francisco	1/1	11	102	9.3	16	0
11/18	N.Y. JETS	1/1	7	41	5.9	10	0
11/25	at Arizona	1/0	1	38	38.0	38	0
12/02	SAN FRANCISCO		INACTIVE				
12/09	at Buffalo		INACTIVE				
12/16	MINNESOTA	1/1	6	58	9.7	26	1
12/23	at Tampa Bay	1/1	2	5	2.5	8	0
12/30	at Seattle	1/0	4	27	6.8	9	0
2012 TOTALS		11/8	63	666	10.6	56	3

2013 GAME-BY-GAME STATS (NEW ENGLAND)

DATE	OPPONENT	P/S	REC	YDS	AVG	LG	TD
09/08	at Buffalo	1/1	10	104	10.4	24	0
09/12	N.Y. JETS		INACTIVE				
09/22	TAMPA BAY		INACTIVE				
09/29	at Atlanta		INACTIVE				
10/06	at Cincinnati	1/0	4	55	13.8	21	0
10/13	NEW ORLEANS	1/1	2	0	0.0	1	0
10/20	at N.Y. Jets		INACTIVE				
10/27	MIAMI	1/1	3	15	5.0	8	0
11/03	PITTSBURGH	1/1	4	122	30.5	57	1
11/18	at Carolina	1/1	6	45	7.5	13	0
11/24	DENVER	1/0	3	17	5.7	8	0
12/01	at Houston	1/0	5	54	10.8	17	0
12/08	CLEVELAND	1/0	4	36	9.0	13	1
12/15	at Miami	1/1	10	131	13.1	30	0
12/22	at Baltimore	1/0	2	45	22.5	34	0
12/29	BUFFALO	1/0	1	9	9.0	9	0
2013 TOTALS		12/6	54	633	11.7	57	2

DATE	OPPONENT	P/S	REC	YDS	AVG	LG	TD
01/11	INDIANAPOLIS*	1/0	3	77	25.7	53	0
01/19	at Denver**	1/1	0	0	0.0	-	0
PLAYOFF TOTALS		2/1	3	77	25.7	53	0

* AFC Divisional game

** AFC Championship

2014 GAME-BY-GAME STATS (NEW ENGLAND)

DATE	OPPONENT	P/S	REC	YDS	AVG	LG	TD
09/07	at Miami	1/0	3	16	5.3	8	0
09/14	at Minnesota	1/0	0	0	0.0	-	0
09/21	OAKLAND	1/0	0	0	0.0	-	0
09/29	at Kansas City	1/1	0	0	0.0	-	0
10/05	CINCINNATI	1/0	1	7	7.0	7	0
10/12	at Buffalo	1/0	0	0	0.0	-	0
10/16	N.Y. JETS	1/0	1	19	19.0	19t	1
10/26	CHICAGO	1/1	2	5	2.5	6	0
11/02	DENVER	1/0	2	35	17.5	21	0
11/16	at Indianapolis	1/0	2	13	6.5	9	0
11/23	DETROIT	1/0	0	0	0.0	-	0
11/30	at Green Bay	1/0	0	0	0.0	-	0
12/07	at San Diego	1/0	3	7	2.3	5	0
12/14	MIAMI	1/0	1	11	11.0	11	0
12/21	at N.Y. Jets	1/1	8	63	7.9	12	0
12/28	BUFFALO	1/1	4	24	6.0	12	0
2014 TOTALS		16/4	27	200	7.4	21	1

DATE	OPPONENT	P/S	REC	YDS	AVG	LG	TD
01/10	BALTIMORE*	1/1	5	81	16.2	51t	2
01/18	INDIANAPOLIS**	1/0	1	8	8.0	8	0
02/01	vs. Seattle***	1/0	5	48	9.6	17	1
PLAYOFF TOTALS		3/1	11	137	12.5	51t	3

* AFC Divisional game
 ** AFC Championship
 *** Super Bowl XLIX

2015 GAME-BY-GAME STATS (NEW ENGLAND)

DATE	OPPONENT	P/S	REC	YDS	AVG	LG	TD
09/10	PITTSBURGH	1/1	2	24	12.0	18	0
09/20	at Buffalo	1/1	1	29	29.0	29	0
09/27	JACKSONVILLE	1/1	5	39	7.8	12	1
10/11	at Dallas	1/0	2	6	3.0	4	0
10/18	at Indianapolis	1/0	7	105	15.0	35	0
10/25	N.Y. JETS	1/1	8	86	10.8	23	1
10/29	MIAMI	1/1	1	11	11.0	11	0
11/08	WASHINGTON	1/1	4	24	6.0	11	0
11/15	at N.Y. Giants	1/0	10	79	7.9	12	0
11/23	BUFFALO	1/1	9	117	13.0	41	0
11/29	at Denver						INACTIVE
12/06	PHILADELPHIA	1/0	7	62	8.9	14	1
12/13	at Houston	1/0	6	46	7.7	10	0
12/20	TENNESSEE	1/0	1	3	3.0	3	0
12/27	at N.Y. Jets						INACTIVE
01/03	at Miami	1/0	2	17	8.5	9	0
2015 TOTALS		14/7	65	648	10.0	41	3

DATE	OPPONENT	P/S	REC	YDS	AVG	LG	TD
01/16	KANSAS CITY*	1/1	2	18	9.0	16	0
01/24	at Denver**	1/1	5	39	7.8	10	0
PLAYOFF TOTALS		2/2	7	57	8.1	16	0

* AFC Divisional game
 ** AFC Championship

2016 GAME-BY-GAME STATS (NEW ENGLAND)

DATE	OPPONENT	P/S	REC	YDS	AVG	LG	TD
09/11	at Arizona	1/0	3	48	16.0	32	0
09/18	MIAMI	1/0	4	48	12.0	13	2
09/22	HOUSTON	1/0	2	23	11.5	16	0
10/02	BUFFALO	1/1	0	0	0.0	-	0
10/09	at Cleveland	1/0	2	11	5.5	7	0
10/16	CINCINNATI	1/0	2	30	15.0	17	0
10/23	at Pittsburgh	1/0	0	0	0.0	-	0
10/30	at Buffalo	1/0	3	29	9.7	15	1
11/13	SEATTLE	1/1	1	14	14.0	14	0
11/20	at San Francisco	1/0	2	2	1.0	5t	1
11/27	at N.Y. Jets	1/1	1	8	8.0	8	0
12/04	L.A. RAMS	1/1	3	30	10.0	17	0
12/12	BALTIMORE						INACTIVE
12/18	at Denver						INACTIVE
12/24	N.Y. JETS						INACTIVE
01/01	at Miami						INACTIVE
2016 TOTALS		12/4	23	243	10.6	5t	4

DATE	OPPONENT	P/S	REC	YDS	AVG	LG	TD
01/14	HOUSTON*	1/0	0	0	0.0	-	0
01/22	PITTSBURGH**	1/0	2	12	6.0	8	0
02/05	vs. Atlanta***	1/0	8	78	9.8	20	1
PLAYOFF TOTALS		3/0	10	90	9.0	20	1


* AFC Divisional game
 ** AFC Championship
 *** Super Bowl LI

2017 GAME-BY-GAME STATS (NEW ENGLAND)

DATE	OPPONENT	P/S	REC	YDS	AVG	LG	TD
09/07	KANSAS CITY	1/0	6	100	16.7	27	0
09/17	at New Orleans						INACTIVE
09/24	HOUSTON	1/0	3	48	16.0	27	0
10/01	CAROLINA	1/1	6	42	7.0	16	1
10/05	at Tampa Bay	1/0	8	77	9.6	14	0
10/15	at N.Y. Jets	1/1	3	40	13.3	17	0
10/22	ATLANTA	1/0	3	17	5.7	7	0
10/29	L.A. CHARGERS	1/0	2	14	7.0	9	0
11/12	at Denver	1/0	4	36	9.0	16	0
11/19	at Oakland	1/0	8	66	8.3	18	1
11/26	MIAMI	1/1	1	15	15.0	15	0
12/03	at Buffalo	1/1	2	34	17.0	27	0
12/11	at Miami	1/1	6	76	12.7	26	0
12/17	at Pittsburgh	1/1	2	23	11.5	12	0
12/24	BUFFALO	1/1	3	28	9.3	13	0
12/31	N.Y. JETS	1/1	4	43	10.8	16	0
2017 TOTALS		15/8	61	659	10.8	27	2

DATE	OPPONENT	P/S	REC	YDS	AVG	LG	TD
01/13	TENNESSEE*	1/1	11	112	10.2	25	0
01/21	JACKSONVILLE**	1/1	7	84	12.0	21	2
02/04	vs. Philadelphia***	1/0	8	152	19.0	50	0
PLAYOFF TOTALS		3/2	26	348	13.4	50	2

* AFC Divisional game
 ** AFC Championship
 *** Super Bowl LI



44

STEPHONE ANTHONY

LINEBACKER // 6-3 // 245 // CLEMSON '15
ACQUIRED: T, '17 (NO)
HOMETOWN: POLKTON, N.C. // BORN: 7/28/92
NFL: FOURTH SEASON // DOLPHINS: SECOND SEASON

NFL CAREER

TRANSACTIONS:

- Traded from New Orleans to Miami on Sept. 19, 2017.
- 1st-round pick (31st overall) by New Orleans in the 2015 NFL draft.

CAREER HIGHLIGHTS:

- Played in 34 career games with 19 starts.
- 142 tackles (94 solo), 1 sack, 1 interception, 5 passes defended, 2 forced fumbles and 1 fumble recovery.
- Started all 16 games and totaled 112 tackles in his rookie season (2015).

2017 (MIAMI/NEW ORLEANS):

- Played in 8 games with Miami.
- Dressed but did not play in 1 game with Miami.
- Inactive for 6 games with Miami and 2 games with New Orleans.
- Traded from New Orleans to Miami on Sept. 19, 2017.
- 15 tackles (12 solo).

VS. NEW ORLEANS IN LONDON (10/1): Appeared on special teams.

- Made his Dolphins debut.

VS. DENVER (12/3): 5 tackles (4 solo).

VS. BUFFALO (12/31): 5 solo tackles.

2016 (NEW ORLEANS):

- Played in 10 games with 3 starts.
- Inactive for 4 games.
- Placed on injured reserve on Dec. 20, missing the final 2 games.
- 15 tackles (12 solo).

VS. ATLANTA (9/26): 3 solo tackles.

AT TAMPA BAY (12/11): 9 tackles (7 solo).

2015 (NEW ORLEANS):

- Started all 16 games.
- 112 tackles (70 solo), 1 sack, 1 interception, 2 forced fumbles, 1 fumble recovery and 5 passes defended.

AT ARIZONA (9/13): 4 tackles (3 solo) and 1 pass defended.

- Started in his NFL debut.

AT INDIANAPOLIS (10/25): 7 tackles (5 solo), 1 interception and 1 pass defended.

VS. CAROLINA (12/6): 10 tackles (4 solo), 1 forced fumble and 1 fumble recovery.

BEFORE THE NFL

COLLEGE (CLEMSON):

- 4-year letterman (2011-14) and 3-year starter.

CAREER: Played in 52 games with 35 starts; 330 tackles (210 solo), 9.5 sacks, 3 interceptions, 13 passes defended, 5 forced fumbles and 1 fumble recovery.

SENIOR (2014): Played in 13 games with 12 starts; 90 tackles (61 solo), 2.5 sacks, 1 interception, 4 passes defended and 2 forced fumbles.

- Semifinalist for the Butkus Award.
- Consensus 1st-team All-American.
- Team Co-Captain.

JUNIOR (2013): Started all 13 games; 131 tackles (75 solo), 4 sacks, 1 interception, 5 passes defended and 1 fumble recovery.

- 2nd-team All-ACC.

SOPHOMORE (2012): Played in all 13 games with 7 starts; 77 tackles, 1 sack, 1 interception, 3 passes defended and 1 forced fumble.

- Honorable mention sophomore All-American.

TRUE FRESHMAN (2011): Played in 13 games with 3 starts; 32 tackles, 2 sacks, 1 pass defended and 2 forced fumbles.

HIGH SCHOOL (ANSON HS – WADESBORO, N.C.)

- Also played catcher on the baseball team and power forward on the basketball team.

SENIOR (2010): 123 tackles, 4 sacks, 2 interceptions; 50 carries for 302 yards (6.0 avg.); 14 kickoff returns for 498 yards (35.6 avg.).

- 1st-team All-American.
- 1st-team all-state.
- Conference Player of the Year.

JUNIOR (2009):

- 1st-team all-state.

SOPHOMORE (2008):

- Conference Player of the Year.

OFF THE FIELD

PERSONAL:

- Cousin, Tyrone Crowder, was a 3-year All-ACC honoree at guard (2015-17) for Clemson.

- **PRONUNCIATION:** First name is pronounced steh-FAHN.
- **MAJOR:** Sociology.

STEPHONE ANTHONY'S NFL REGULAR SEASON STATS

YEAR	TEAM	GP	GS	TACKLES					INTERCEPTIONS					FUMBLES	
				TOT	SOLO	ASST	SK	YDS	INT	YDS	LG	TD	PD	FF	FR
2015	NEW ORLEANS	16	16	112	70	42	1.0	8.0	1	5	5	0	5	2	1
2016	NEW ORLEANS	10	3	15	12	3	0.0	0.0	0	0	0	0	0	0	0
2017	MIAMI	8	0	15	12	3	0.0	0.0	0	0	0	0	0	0	0
NFL TOTALS		34	19	142	94	48	1.0	8.0	1	5	5	0	5	2	1

ADDITIONAL STATS

Special Teams Tackles: 1 in 2016.

SINGLE-GAME CAREER HIGHS

Tackles:	11	vs. N.Y. Giants, 11/1/15
Sacks:	1	vs. Dallas, 10/4/15
Interceptions:	1	at Indianapolis, 10/25/15
Passes Defensed:	2	vs. Atlanta, 10/15/15
Forced Fumbles:	1	twice, last: vs. Detroit, 12/21/15
Fumble Recoveries:	1	vs. Carolina, 12/6/15



68

ISAAC ASIATA

GUARD // 6-3 // 345 // UTAH '17
 ACQUIRED: D5A, '17
 HOMETOWN: SPANISH FORK, UTAH // BORN: 12/29/92
 NFL: SECOND SEASON // DOLPHINS: SECOND SEASON

NFL CAREER

TRANSACTIONS:

- 5th-round pick (164th overall) by Miami in the 2017 NFL draft.

CAREER HIGHLIGHTS:

- Played in 1 career game.

2017 (MIAMI):

- Played in 1 game.
- Inactive for 15 games.

VS. BUFFALO (12/31):

- Appeared on special teams.
- Made his NFL debut.

JUNIOR (2015):

Started all 13 games at left guard.

- Honorable mention All-Pac 12.

SOPHOMORE (2014):

Started all 13 games, 7 at right guard and 6 at left guard.

REDSHIRT FRESHMAN (2013):

Played in 6 games with 4 starts at right tackle.

- Missed the 2012 season on a church mission.
- Redshirted in 2011.

HIGH SCHOOL (SPANISH FORK HS – SPANISH FORK, UTAH)

- 3-year starter (2008-10).
- Team captain as a junior (2009) and senior (2010).

BEFORE THE NFL

COLLEGE (UTAH):

- 4-year letterman (2013-16) and 3-year starter.

CAREER:

Played in 45 games with 43 starts.

SENIOR (2016):

- Started 39 consecutive games to finish his career.
- Started all 13 games at left guard.
- Morris Award winner as Pac-12's best offensive lineman, voted on by the league's starting defensive linemen.
- 2nd-team All-Pac 12.
- Scored a TD after falling on a fumble in the end zone vs. USC (9/23).

OFF THE FIELD

COMMUNITY:

- Served a church mission in Tulsa, Oklahoma in 2012.
- Participated in the Aware of Angels event to advocate for kids with rare childhood diseases.


PERSONAL:

- Cousin, Matt Asiata, played 5 seasons with Minnesota (2012-16) at running back.
- Married to Angel.
- **PRONUNCIATION:** Last name is pronounced ah-see-ah-ta.
- **MAJOR:** Sports management.

ISAAC ASIATA'S NFL REGULAR SEASON STATS

GAMES/STARTS: 2017: 1/0

NFL TOTALS: 1/0



50

ANDRE BRANCH

DEFENSIVE END // 6-5 // 263 // CLEMSON '12
ACQUIRED: UFA, '16 (JAX.)
HOMETOWN: RICHMOND, VA. // BORN: 7/14/89
NFL: SEVENTH SEASON // DOLPHINS: THIRD SEASON

NFL CAREER

TRANSACTIONS:

- Signed by Miami as an unrestricted free agent from Jacksonville on March 16, 2016.
- 2nd-round pick (38th overall) by Jacksonville in the 2012 NFL draft.

CAREER HIGHLIGHTS:

- Played in 81 career games with 37 starts.
- 162 tackles (108 solo), 24 sacks, 13 passes defended, 7 forced fumbles and 3 fumble recoveries.
- Started 25 games for the Dolphins since signing with the team in 2016.

2017 (MIAMI):

- Started 14 games.
- Inactive for 2 games.
- 23 tackles (12 solo), 4.5 sacks and 1 pass defended.

VS. TENNESSEE (10/8): 2 solo tackles and 2 sacks.

- Sacked QB Matt Cassel for a loss of 5 yards in the 2nd quarter.
- Sacked Cassel again on the same drive on a 3rd-and-20, forcing a punt.
- It was the 4th multi-sack game of his career and his 2nd with Miami.

VS. TAMPA BAY (11/19): 1 assisted tackle and 1 pass defended.

- Forced QB Ryan Fitzpatrick to step up in the pocket where he was tackled by DE Cameron Wake for a third-down sack on Tampa Bay's goal line.
- Tackled down a pass on a 2nd-and-8 in the 3rd quarter.

VS. DENVER (12/3): 1 solo tackle and 1 sack.

- Sacked QB Trevor Siemian for a loss of 6 yards on 3rd-and-11.

2016 (MIAMI):

- Played in all 16 games with 11 starts.
- 49 tackles (27 solo), 5.5 sacks, 1 pass defended and 2 forced fumbles.

AT SEATTLE (9/11): 4 assisted tackles.

- Made Dolphins debut.

VS. PITTSBURGH (10/16): 4 tackles (3 solo) and 1.5 sacks.

- Sacked QB Ben Roethlisberger for an 11-yard loss in the 1st quarter.
- Split a sack with DE Cameron Wake for a loss of 9 yards in the 1st quarter.

VS. ARIZONA (12/11): 6 tackles (3 solo), 1 sack, 1 pass defended and 1 forced fumble.

- Strip-sacked QB Carson Palmer for a 5-yard loss.

POSTSEASON:

AFC WILD CARD AT PITTSBURGH (1/8): 1 solo tackle.

2015 (JACKSONVILLE):

- Played in 13 games with 9 starts.
- Inactive for 3 games.
- 24 tackles (18 solo), 4 sacks, 4 passes defended, 2 forced fumbles and 1 fumble recovery.

VS. BUFFALO (10/25): 2 solo tackles, 1 sack and 1 forced fumble.

VS. INDIANAPOLIS (12/13): 4 solo tackles, 2 sacks, 1 pass defended, 1 forced fumble and 1 fumble recovery.

AT HOUSTON (1/3): 4 tackles (2 solo).

2014 (JACKSONVILLE):

- Played in 9 games.
- Inactive for 7 games.
- 18 tackles (12 solo), 3 sacks, 3 passes defended, 2 forced fumbles and 1 fumble recovery.

AT PHILADELPHIA (9/7): 3 solo tackles, 2 sacks and 2 forced fumbles.

VS. INDIANAPOLIS (9/21): 2 solo tackles and 1 sack.

VS. CLEVELAND (10/19): 4 tackles (2 solo) and 1 pass defended.

2013 (JACKSONVILLE):

- Played in all 16 games.
- 37 tackles (30 solo), 6 sacks and 3 passes defended.

AT ST. LOUIS (10/6): 3 solo tackles and 1 sack.

VS. BUFFALO (12/15): 5 tackles (4 solo) and 1 sack.

2012 (JACKSONVILLE):

- Played in 13 games with 3 starts.

- Inactive for 1 game.
- Placed on injured reserve on Dec. 18, missing the final 2 games.
- 11 tackles (9 solo), 1 sack, 1 pass defended, 1 forced fumble and 1 fumble recovery.

AT MINNESOTA (9/9): 1 solo tackle.

- Made NFL debut

VS. HOUSTON (9/16): 4 tackles (3 solo) and 1 pass defended.

- Made first NFL start.

AT GREEN BAY (10/28): 1 solo tackle, 1 sack, 1 forced fumble and 1 fumble recovery.

- Strip-sacked QB Aaron Rodgers in the 2nd quarter for the first sack of his career.
- The fumble was recovered by Branch himself and set up a Jaguars TD drive.

BEFORE THE NFL

COLLEGE (CLEMSON):

- 4-year letterman (2008-11) and 2-year starter.

CAREER: Played in 48 games with 27 starts; 197 tackles (142 solo), 17.5 sacks and 11 passes defended.

- Recorded at least 1 tackle in 41 straight games.

SENIOR (2011): Started all 14 games; 85 tackles (64 solo), 10.5 sacks, 1 forced fumble and 1 fumble recovery.

- 2nd-team All-American.
- 1st-team All-ACC.

- Finalist for the Ted Hendricks Award (nation's top defensive end).

- Team co-captain.

JUNIOR (2010): Started all 13 games; 55 tackles (36 solo), 5 sacks and 7 passes defended.

- His 7 passes defended led all ACC defensive ends.

SOPHOMORE (2009): Played all 14 games; 46 tackles (33 solo) and 2 sacks.

REDSHIRT FRESHMAN (2008): Played 7 games; 11 tackles (9 solo) and 2 special teams tackles.

- Redshirted in 2007.

HIGH SCHOOL (VARINA HS – RICHMOND, VA.)

- 2-year starter at linebacker and tight end.
- Also played basketball and earned all-district honors at power forward.

SENIOR (2006): 62 tackles, 3 sacks, 2 interceptions and 2 fumble recoveries.

- All-district team.
- 2nd-team all-region.

OFF THE FIELD

PERSONAL:

- Participated in the 2017 Miami Dolphins Business Combine.
- **MAJOR:** Sociology.

ANDRE BRANCH'S NFL REGULAR SEASON STATS

YEAR	TEAM	GP	GS	TACKLES					INTERCEPTIONS					FUMBLES	
				TOT	SOLO	ASST	SK	YDS	INT	YDS	LG	TD	PD	FF	FR
2012	JACKSONVILLE	13	3	11	9	2	1.0	7.0	0	0	0	0	1	1	1
2013	JACKSONVILLE	16	0	37	30	7	6.0	53.0	0	0	0	0	3	0	0
2014	JACKSONVILLE	9	0	18	12	6	3.0	26.0	0	0	0	0	3	2	1
2015	JACKSONVILLE	13	9	24	18	6	4.0	36.0	0	0	0	0	4	2	1
2016	MIAMI	16	11	49	27	22	5.5	34.5	0	0	0	0	1	2	0
2017	MIAMI	14	14	23	12	11	4.5	18.5	0	0	0	0	1	0	0
NFL TOTALS		81	37	162	108	54	24.0	175.0	0	0	0	0	13	7	3

ANDRE BRANCH'S NFL PLAYOFF STATS

YEAR	TEAM	GP	GS	TACKLES					INTERCEPTIONS					FUMBLES	
				TOT	SOLO	ASST	SK	YDS	INT	YDS	LG	TD	PD	FF	FR
2016	MIAMI	1	1	1	1	0	0.0	0.0	0	0	0	0	0	0	0
NFL TOTALS		1	1	1	1	0	0.0	0.0	0	0	0	0	0	0	0

ADDITIONAL STATS

Special Teams Tackles: 1 in 2012.

SINGLE-GAME CAREER HIGHS

Tackles:	6	vs. Arizona, 12/11/16
Sacks:	2	3 times, last: vs. Tennessee, 10/8/17
Passes Defended:	2	vs. Atlanta, 12/20/15
Forced Fumbles:	2	at Philadelphia, 9/7/14
Fumble Recoveries:	1	3 times, last: vs. Indianapolis, 12/13/15



64

JAKE BRENDL

CENTER // 6-4 // 299 // UCLA '16
ACQUIRED: FA, '16
HOMETOWN: PLANO, TEXAS // BORN: 9/10/92
NFL: THIRD SEASON // DOLPHINS: THIRD SEASON

NFL CAREER

TRANSACTIONS:

- Promoted from Miami's practice squad on Nov. 19, 2016.
- Signed to Miami's practice squad on Oct. 11, 2016.
- Released from Dallas' practice squad on Sept. 22, 2016.
- Signed to Dallas' practice squad on Sept. 4, 2016.
- Waived by Dallas on Sept. 3, 2016.
- Signed by Dallas as an undrafted college free agent on May 6, 2016.

CAREER HIGHLIGHTS:

- Played in 17 career games.

2017 (MIAMI):

- Played in all 16 games.

AT ATLANTA (10/15): Played center the entire 2nd half for an injured C Mike Pouncey.

- Protected QB Jay Cutler, who was 11-for-19 (57.9 pct.) for 87 yards, 2 TDs, no interceptions and a 104.5 QB rating once Brendel entered the game.

VS. TAMPA BAY (11/19): Played 1 snap at left guard in the 3rd quarter.

VS. DENVER (12/3): Entered the game at center for an injured C Mike Pouncey in the 4th quarter.

2016 (MIAMI/DALLAS):

- Played in 1 game.
- Dressed but did not play in 6 games.
- Spent time on Miami and Dallas' practice squads.
- Went to training camp and spent the offseason with Dallas.

VS. SAN FRANCISCO (11/27): Played 1 offensive snap.

- Made NFL debut.

POSTSEASON:

AFC WILD CARD AT PITTSBURGH (1/8): Appeared on special teams.

BEFORE THE NFL

COLLEGE (UCLA):

- 4-year starter (2012-15).

CAREER: Started all 52 games at center.

- Left school as the team's all-time leader in games started.

SENIOR (2015): Started all 13 games at center.

- Finalist for the Campbell Trophy (nation's top scholar-athlete).
- 2nd-team All-Pac 12.
- Helped team allow just 14 sacks, the 2nd-lowest in school history.
- Team co-captain.

JUNIOR (2014): Started 12 games at center.

- 2nd-team All-Pac 12.
- Team co-captain.

SOPHOMORE (2013): Started all 13 games at center.

- Honorable mention All-Pac 12.

REDSHIRT FRESHMAN (2012): Started all 14 games at center.

- 1st-team Freshman All-American.
- Honorable mention All-Pac 12.
- Redshirted in 2011.

HIGH SCHOOL (PLANO EAST HS – PLANO, TEXAS)

- Played defensive line as a freshman and sophomore.

SENIOR (2010):

- Did not allow a sack.
- Team captain.

JUNIOR (2009):

- Did not allow a sack.

OFF THE FIELD

PERSONAL:

- Attended the 2018 Miami Dolphins Business Combine in New York.
- Made the dean's list all 4 years at UCLA.
- 4-time 1st-team All-Pac 12 Academic Team selection.
- **MAJOR:** Economics.

JAKE BRENDL'S NFL REGULAR SEASON STATS

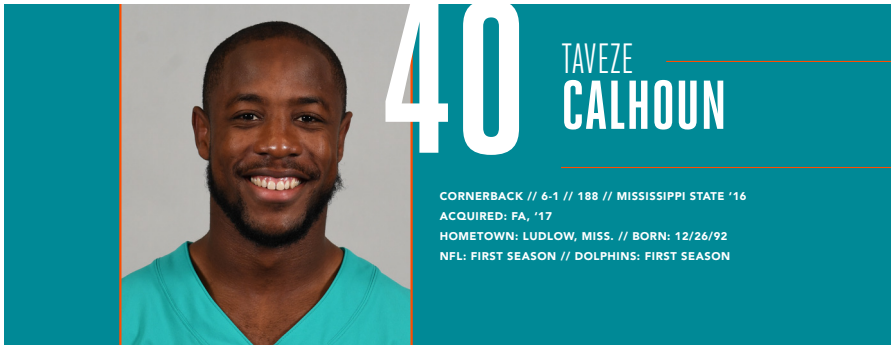
GAMES/STARTS: 2016: 1/0, 2017: 16/0

NFL TOTALS: 17/0

JAKE BRENDL'S NFL PLAYOFF STATS

GAMES/STARTS: 2016: 1/0

PLAYOFF TOTALS: 1/0



NFL CAREER

TRANSACTIONS:

- Signed by Miami on Jan. 1, 2018.
- Signed to Miami's practice squad on Dec. 20, 2017.
- Waived by New Orleans on Sept. 2, 2017.
- Promoted from New Orleans' practice squad on Dec. 31, 2016.
- Signed to New Orleans' practice squad on Sept. 13, 2016.
- Released from New Orleans' practice squad on Sept. 9, 2016.
- Signed to New Orleans' practice squad on Sept. 5, 2016.
- Waived by Chicago on Sept. 3, 2016.
- Signed by Chicago as an undrafted college free agent on May 6, 2016.

CAREER HIGHLIGHTS:

- Played in 1 game.

2017 (MIAMI/NEW ORLEANS):

- Spent 2 games on Miami's practice squad.
- Was with New Orleans for the offseason and training camp.

2016 (NEW ORLEANS/CHICAGO):

- Played 1 game for New Orleans.
- Spent most of the season on New Orleans' practice squad.
- Was with Chicago for the offseason and training camp.

AT ATLANTA (1/1): Played but did not record any stats.

- Made NFL debut.

BEFORE THE NFL

COLLEGE (MISSISSIPPI STATE):

- 4-year letterman (2012-15) and 3-year starter.

CAREER: Played in 50 games with 36 starts; 161 tackles (107 solo), 6 interceptions, 27 passes

defensed, 3 forced fumbles and 1 fumble recovery.

SENIOR (2015): Played in 12 games with 11 starts; 39 tackles (24 solo), 2 interceptions and 10 passes defensed.

- His 10 passes defensed led the team and were 14th in the SEC.

- Finalist for the William V. Campbell Trophy (top scholar-athlete in the nation).

JUNIOR (2014): Started all 13 games; 53 tackles (35 solo), 1 interception, 10 passes defensed and 1 forced fumble.

SOPHOMORE (2013): Started 12 games; 45 tackles (33 solo), 3 interceptions, 7 passes defensed and 1 forced fumble.

- His 101 interception return yards were 2nd in the SEC.

REDSHIRT FRESHMAN (2012): Played in all 13 games; 24 tackles (15 solo) and 1 forced fumble.

- Redshirted in 2011.

HIGH SCHOOL (MORTON HS – MORTON, MISS.)

- Played on both sides of the ball.

SENIOR (2010): 90 tackles, 6 interceptions, 2 forced fumbles; 31 carries for 205 yards (6.6 avg.) and 3 TDs; 1 blocked punt.

- 1st-team all-state.

JUNIOR (2009): 42 tackles and 3 interceptions; 23 carries for 207 yards (9.0 avg.) and 3 TDs; 7 receptions for 255 yards (36.4 avg.) and 3 TDs.

SOPHOMORE (2008): 60 tackles, 2 interceptions and 9 passes defensed.

OFF THE FIELD

COMMUNITY:

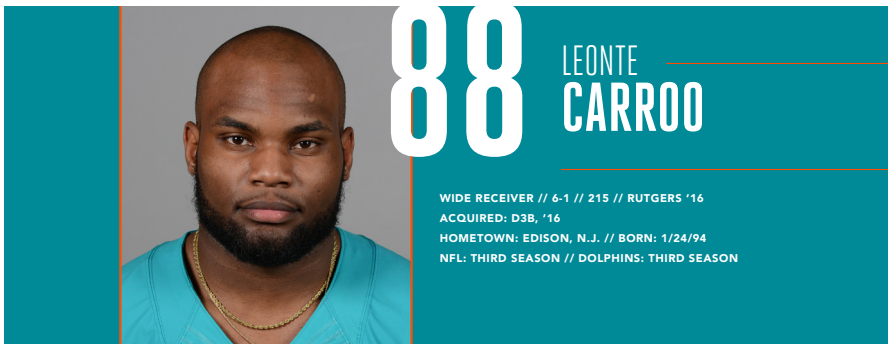
- Helped assist victims of the Mississippi tornadoes in the spring of 2014.

PERSONAL:

- **MAJOR:** Interdisciplinary studies.
- Earned a master's degree in teaching.

TAVEZE CALHOUN'S NFL REGULAR SEASON STATS

YEAR	TEAM	GP	GS	TACKLES					INTERCEPTIONS					FUMBLES		
				TOT	SOLO	ASST	SK	YDS	INT	YDS	LG	TD	PD	FF	FR	
2016	NEW ORLEANS	1	0	0	0	0	0.0	0.0	0	0	0	0	0	0	0	0
NFL TOTALS		1	0	0	0	0	0.0	0.0	0	0	0	0	0	0	0	0



WIDE RECEIVER // 6-1 // 215 // RUTGERS '16
 ACQUIRED: D3B, '16
 HOMETOWN: EDISON, N.J. // BORN: 1/24/94
 NFL: THIRD SEASON // DOLPHINS: THIRD SEASON

NFL CAREER

TRANSACTIONS:

- 3rd-round pick (86th overall) by Miami in the 2016 NFL draft.

CAREER HIGHLIGHTS:

- Played in 28 career games with 2 starts.
- 10 receptions for 98 yards (9.8 avg.) and 1 TD.

2017 (MIAMI):

- Played in 14 games.
- Inactive for 2 games.
- Missed the final game of the season after being placed on the non-football injury list on Dec. 28.
- 7 receptions for 69 yards (9.9 avg.).

AT N.Y. JETS (9/24): 1 reception for 21 yards.

AT BALTIMORE (10/26): 6 receptions for 48 yards (8.0 avg.).

- His 6 receptions led the team.

2016 (MIAMI):

- Played in 14 games with 2 starts.
- Inactive for 2 games.
- 3 receptions for 29 yards (9.7 avg.) and 1 TD.

AT SEATTLE (9/11): 2 receptions for 14 yards (7.0 avg.).

- Made his NFL debut.

VS. SAN FRANCISCO (11/27): 1 reception for 15 yards and 1 TD.

- Caught a 15-yard TD pass from QB Ryan Tannehill for his 1st NFL score.

POSTSEASON:

AFC WILD CARD AT PITTSBURGH (1/8): Inactive.

BEFORE THE NFL

COLLEGE (RUTGERS):

- 4-year letterman (2012-15) and 2-year starter.

CAREER: Played in 44 games with 22 starts; 122 receptions for 2,373 yards (19.5 avg.) and 29 TDs.

- Left as the school's all-time leader with 29 TD receptions.

SENIOR (2015): Played in 8 games with 6 starts; 39 receptions for 809 yards (20.7 avg.) and 10 TDs.

- Led team with 39 receptions and 809 yards.
- 3rd-team All-Big Ten.
- Team MVP.

JUNIOR (2014): Started all 13 games; 55 receptions for 1,086 yards (19.7 avg.) and 10 TDs.

- His 19.7 yards per catch average led the nation (min. 51 receptions).
- 1st-team All-Big Ten.
- Team Offensive MVP.

SOPHOMORE (2013): Played in 10 games with 3 starts; 28 receptions for 478 yards (17.1 avg.) and 9 TDs.

- His 9 TD receptions led the team.
- 8 of his 9 TD receptions came in the 4th quarter or overtime.

TRUE FRESHMAN (2012): Played in all 13 games; 1 special teams tackle.

HIGH SCHOOL (DON BOSCO PREP – RAMSEY, N.J.)

- 3-year letterman (2009-11).
- 82 receptions for 1,548 yards (18.9 avg.) and 18 TDs in his final 2 seasons.
- Also ran track.

SENIOR (2011): 37 receptions for 543 yards (14.7 avg.) and 4 TDs.

- Helped his school earn a No. 1 national ranking in several polls.

- All-state.
- All-county.

JUNIOR (2010):

- All-county.

OFF THE FIELD

COMMUNITY:

- Participated in team events such as delivering beds from Ashley HomeStore to underprivileged children.

PERSONAL:

- **DOUBLE MAJOR:** Labor studies and employment relations and communication.

LEONTE CARROO'S NFL REGULAR SEASON STATS

YEAR	TEAM	GP	GS	RECEIVING					RUSHING				
				REC	YDS	AVG	LG	TD	ATT	YDS	AVG	LG	TD
2016	MIAMI	14	2	3	29	9.7	15t	1	0	0	0.0	0	0
2017	MIAMI	14	0	7	69	9.9	21	0	0	0	0.0	0	0
NFL TOTALS		28	2	10	98	9.8	21	1	0	0	0.0	0	0

SINGLE-GAME CAREER HIGHS

Receptions:	6	at Baltimore, 10/26/17
Receiving Yards:	48	at Baltimore, 10/26/17
Longest Reception:	21	vs. N.Y. Jets, 10/22/17
Receiving TDs:	1	vs. San Francisco, 11/27/16

2016 GAME-BY-GAME STATS (MIAMI)

DATE	OPPONENT	P/S	ATT	YDS	AVG	LG	TD
09/11	at Seattle	1/1	2	14	7.0	12	0
09/18	at New England	1/0	0	0	0.0	-	0
09/25	CLEVELAND	1/0	0	0	0.0	-	0
09/29	at Cincinnati	1/1	0	0	0.0	-	0
10/09	TENNESSEE	1/0	0	0	0.0	-	0
10/16	PITTSBURGH	1/0	0	0	0.0	-	0
10/23	BUFFALO	1/0	0	0	0.0	-	0
11/06	N.Y. JETS	1/0	0	0	0.0	-	0
11/13	at San Diego	1/0	0	0	0.0	-	0
11/20	at L.A. Rams	1/0	0	0	0.0	-	0
11/27	SAN FRANCISCO	1/0	1	15	15.0	15t	1
12/04	at Baltimore	1/0	0	0	0.0	-	0
12/11	ARIZONA	1/0	0	0	0.0	-	0
12/17	at N.Y. Jets	1/0	0	0	0.0	-	0
12/24	at Buffalo						INACTIVE
01/01	NEW ENGLAND						INACTIVE
2016 TOTALS		14/2	3	29	9.7	15t	1

DATE	OPPONENT	P/S	ATT	YDS	AVG	LG	TD
01/08	at Pittsburgh*						INACTIVE

* AFC Wild Card game

2017 GAME-BY-GAME STATS (MIAMI)

DATE	OPPONENT	P/S	ATT	YDS	AVG	LG	TD
09/17	at L.A. Chargers	1/0	0	0	0.0	-	0
09/24	at N.Y. Jets	1/0	0	0	0.0	-	0
10/01	NEW ORLEANS	1/0	0	0	0.0	-	0
10/08	TENNESSEE	1/0	0	0	0.0	-	0
10/15	at Atlanta	1/0	0	0	0.0	-	0
10/22	N.Y. JETS	1/0	1	21	21.0	21	0
10/26	at Baltimore	1/0	6	48	8.0	14	0
11/5	OAKLAND	1/0	0	0	0.0	-	0
11/13	at Carolina	1/0	0	0	0.0	-	0
11/19	TAMPA BAY						INACTIVE
11/26	at New England	1/0	0	0	0.0	-	0
12/3	DENVER	1/0	0	0	0.0	-	0
12/11	NEW ENGLAND	1/0	0	0	0.0	-	0
12/17	at Buffalo	1/0	0	0	0.0	-	0
12/24	at Kansas City	1/0	0	0	0.0	-	0
12/31	BUFFALO						INACTIVE
2017 TOTALS		14/0	7	69	9.9	21	0



7

JESSE DAVIS

GUARD/TACKLE // 6-6 // 325 // IDAHO '16

ACQUIRED: FA, '16

HOMETOWN: ASOTIN, WASH. // BORN: 9/15/91

NFL: SECOND SEASON // DOLPHINS: SECOND SEASON

NFL CAREER

TRANSACTIONS:

- Signed by Miami on Jan. 10, 2017.
- Signed to Miami's practice squad on Nov. 22, 2016.
- Released from the N.Y. Jets practice squad on Nov. 15, 2016.
- Signed to the N.Y. Jets practice squad on Nov. 1, 2016.
- Waived by the N.Y. Jets on Aug. 28, 2016.
- Signed by the N.Y. Jets on Jan. 11, 2016.
- Waived by Seattle on Aug. 31, 2015.
- Signed by Seattle as an undrafted college free agent on May 2, 2015.

CAREER HIGHLIGHTS:

- Played in 16 career games with 10 starts.
- Became 1 of 5 players in Dolphins history to start at 3 positions on the offensive line in a season (2017) and the only 1st-year player to do so.

2017 (MIAMI):

- Played in all 16 games with 10 starts.
- Started 6 games at right guard, 2 at left guard and 2 at right tackle.
- Became 1 of 5 players in Dolphins history to start at 3 positions on the offensive line in a season and the only 1st-year player to do so.

AT L.A. CHARGERS (9/17): Played 22 snaps at left guard.

- Made NFL debut.

AT BALTIMORE (10/26): Started at left guard.

- Made first NFL start.

VS. DENVER (12/3): Started at right guard.

- Blocked for RB Kenyan Drake, who rushed 23 times for 120 yards (5.2 avg.) and 1 TD.
- It was the 1st 100-yard rushing game of Drake's career.

2016 (MIAMI/N.Y. JETS):

- Spent the season on Miami and the N.Y. Jets practice squads.
- Went to training camp with the N.Y. Jets.

2015 (SEATTLE):

- Went to training camp with Seattle.

BEFORE THE NFL

COLLEGE (IDAHO):

- 4-year letterman (2011-14) and 3-year starter.

CAREER: Played in 39 games with 27 starts.

- Spent first two seasons playing defense and totaled 22 tackles (10 solo), 2 passes defended and 1 fumble recovery.
- Moved from defensive tackle to offensive tackle after his sophomore season (2012).

SENIOR (2014): Played in all 11 games with 9 starts at quick tackle.

JUNIOR (2013): Started 5 games at strong tackle.

- Moved from defensive tackle to offensive tackle during the spring.

SOPHOMORE (2012): Started all 12 games at defensive tackle; 13 tackles (7 solo), 1 pass defended and 1 fumble recovery.

- Led the team with 5 quarterback hurries.

REDSHIRT FRESHMAN (2011): Played in all 11 games with 1 start; 9 tackles (3 solo) and 1 pass defended.

- Redshirted in 2010.

HIGH SCHOOL (ASOTIN HS – ASOTIN, WASH.):

- Played tight end and defensive line.
- Also participated in basketball and baseball.

SENIOR (2009): 10 receptions for 169 yards (16.9 avg.) and 4 TDs; 35 tackles (14 solo), 2 sacks, 1 pass defended, 1 fumble recovery and 1 blocked punt.

- 1st-team all-state at tight end.
- 1st-team all-district at tight end.

JUNIOR (2008):

- 1st-team all-district.

OFF THE FIELD

COMMUNITY:

- Annually participates in the AARP Foundation Million Meal Pack to pack more than 1 million meals in a single day for older adults in the South Florida community.
- Participated in the 2018 Dolphins Cancer Challenge Golf Tournament.
- Fished in the 2017 Fins Weekend Fishing Tournament.

PERSONAL:

- **MAJOR:** General studies.

JESSE DAVIS' NFL REGULAR SEASON STATS

GAMES/STARTS: 2017: 16/10

NFL TOTALS: 16/10



92

JOHN DENNEY

LONG SNAPPER // 6-5 // 242 // BRIGHAM YOUNG '05
 ACQUIRED: FA, '05
 HOMETOWN: THORNTON, COLO. // BORN: 12/13/78
 NFL: 14TH SEASON // DOLPHINS: 14TH SEASON



2010, 2012

NFL CAREER

TRANSACTIONS:

- Signed by Miami as an undrafted college free agent on April 29, 2005.

CAREER HONORS:

- 2013 Nat Moore Community Service Award.
- 2012 Pro Bowl selection.

- 2010 Pro Bowl selection.

CAREER HIGHLIGHTS:

- Played in 208 career games.
- 45 special teams tackles (36 solo), 1 forced fumble and 3 fumble recoveries.
- Has not missed a game in his 13 NFL seasons.
- Is 1st in Dolphins history with 208 consecutive regular season games played:

MOST CONSECUTIVE GAMES PLAYED IN DOLPHINS HISTORY

PLAYER	CONS. GP	STREAK
1. JOHN DENNEY	208*	1ST (2005)-PRESENT
2. Jason Taylor	130	15th (1999)-16th (2007)
3. Jim Langer	128	10th (1970)-9th (1979)
4. Garo Yepremian	127	2nd (1970)-16th (1978)
5. Bob Baumhower	125	1st (1977)-14th (1984)

- His 208 consecutive games played is tied for the 3rd-longest active streak in the NFL:

MOST CONSECUTIVE GAMES PLAYED IN NFL HISTORY (ACTIVE STREAKS)

PLAYER	TEAM(S)	POS	CONS. GP
1. Shane Lechler	Oak./Hou.	P	254
2. Jason Witten	Dallas	TE	235
3. JOHN DENNEY	MIAMI	LS	208
Donnie Jones	Mia./STU/Hou./Phi.	P	208

- His 208 games played are the 2nd-most in Dolphins history:

MOST GAMES PLAYED IN DOLPHINS HISTORY

PLAYER	GP	YEARS
1. Dan Marino	242	1983-99
2. JOHN DENNEY	208*	2005-PRESENT
3. Jason Taylor	204	1997-2007, 2009, 2011
4. Bob Kuechenberg	196	1970-84
5. Nat Moore	183	1974-86

- He is the 3rd-oldest Dolphins player to see action in a game. This list shows the ages of the most senior players in Dolphins history when they played their last game with the team:

OLDEST PLAYERS TO PLAY IN A GAME FOR THE DOLPHINS

PLAYER	YRS	DAYS
1. Earl Morrall	42	208
2. Steve DeBerg	39	334
3. JOHN DENNEY*	39	18
4. Keith Traylor	38	111
5. Dan Marino	38	109

2017 (MIAMI):

- Played in all 16 games.
- 2 special teams tackles (1 solo).
- Helped K Cody Parkey tie the team record for best field goal percentage in a single season (91.3 pct.).

VS. OAKLAND (11/5): Played but did not record any stats.

- Became the 20th active NFL player and the 313th player in NFL history to play in 200 career games.
- Served as a game captain.

2016 (MIAMI):

- Played in all 16 games.
- 1 special teams tackle.

POSTSEASON:

AFC WILD CARD AT PITTSBURGH (1/8): Played but did not record any stats.

2015 (MIAMI):

- Played in all 16 games.
- 4 special teams tackles (3 solo).

2014 (MIAMI):

- Played in all 16 games.
 - 2 special teams tackles and 1 fumble recovery.
- AT DENVER (11/23):** 1 fumble recovery.

2013 (MIAMI):

- Played in all 16 games.
- 4 special teams tackles (3 solo) and 1 fumble recovery.
- Helped P Brandon Field set a single-season team record with a 42.4 net punting average.

VS. ATLANTA (9/22): 1 fumble recovery.

HONORS:

- Nat Moore Community Service Award winner.

2012 (MIAMI):

- Played in all 16 games.
 - 2 special teams tackles and 1 forced fumble.
 - Helped P Brandon Field set the single-season team record with a 50.2 gross punting average.
- VS. ST. LOUIS (10/14):** 1 forced fumble.

PRO BOWL:

- Earned the 2nd Pro Bowl bid of his career as a coach's selection.
- Became the 1st Dolphins player to twice be selected to a Pro Bowl as a "need" player and also the first non-punting or kicking Dolphins special teams player to be twice named to an AFC Pro Bowl squad in team history.

2011 (MIAMI):

- Played in all 16 games.
- 4 solo special teams tackles.

2010 (MIAMI):

- Played in all 16 games.
- 4 solo special teams tackles.

PRO BOWL:

- Earned his 1st Pro Bowl bid as a coach's selection.
- Became the 2nd Dolphins "need" player selected to a Pro Bowl team in franchise history, along with linebacker Zach Thomas in 2000.
- Became only the 2nd non-punting or kicking Dolphins special teams player named to an AFC Pro Bowl squad in Dolphins history, joining special teamer Larry Izzo, a 2000 selection.

2009 (MIAMI):

- Played in all 16 games.
- 7 special teams tackles (6 solo)

2008 (MIAMI):

- Played in all 16 games.
- 4 special teams tackles (3 solo)

POSTSEASON:

AFC WILD CARD VS. BALTIMORE (1/4): 1 solo special teams tackle.

2007 (MIAMI):

- Played in all 16 games.
- 3 solo special teams tackles.
- Helped K Jay Feely tie the team record for best field goal percentage in a single season (91.3 pct.).

2006 (MIAMI):

- Played in all 16 games.
- 5 special teams tackles (4 solo) and 1 fumble recovery.

VS. N.Y. JETS (12/25): 1 fumble recovery.

2005 (MIAMI):

- Played in all 16 games.
- 4 special teams tackles (2 solo).
- Only undrafted rookie to spend all 16 games on the team's 53-man roster that season.

BEFORE THE NFL

COLLEGE (BRIGHAM YOUNG):

- 3-year starter (2002-04) at defensive end.

CAREER: Played in 32 games with 29 starts; 93 tackles (44 solo), 9 sacks, 3 passes defended and 2 forced fumbles.

- Also handled long-snapping duties.

SENIOR (2004): Started 10 games; 27 tackles (13 solo), 4 sacks, 1 pass defended and 1 forced fumble.

- Selected for the Hula Bowl.

JUNIOR (2003): Started all 12 games; 41 tackles (23 solo), 4 sacks, 2 passes defended and 1 forced fumble.

REDSHIRT SOPHOMORE (2002): Played in 10 games with 7 starts; 25 tackles (8 solo) and 1 sack.

- Redshirted in 2001 after transferring to BYU.

TRUE FRESHMAN: (2000 AT RICKS JUNIOR COLLEGE): 51 tackles (21 solo) and 5 sacks.

- All-Region 18 honors.
- Helped team win the Real Dairy Bowl.

HIGH SCHOOL (HORIZON HS – CHARLOTTE, N.C.)

- 3-year letterwinner.

SENIOR (1996):

- Special Teams Player of the Year.
- 1st-team all-conference.
- 2nd-team all-state.

OFF THE FIELD

COMMUNITY:

- 2013 Nat Moore Community Service Award winner.
- Participated in numerous hurricane relief efforts and hospital visits.
- Regularly helps out with the Dolphins Cancer Challenge (DCC) and Fins Weekend golf and fishing tournaments.
- Participated in several Dolphins community events such as backpack hand outs, serving food to the homeless, working with local schools and donating money for holiday gifts for needy families.

PERSONAL:

- Served a 2-year Spanish-speaking church mission in Morristown, N.J.
- Has played the violin since age 5 and still plays on occasion.
- Enjoys golfing in his spare time.
- Graduated with his MBA from the University of Miami in 2016.
- Participated in the 2017 Miami Dolphins Business Combine.
- Brother, Ryan Denney, was a defensive end for Buffalo (2002-09) and Houston (2010) after the Bills selected him in the 2nd round of the 2002 NFL draft.
- Married to Christy with three sons, Austin, Brock and Wes, and two daughters, Gracie and Bailey.
- **MAJOR:** Business management.

JOHN DENNEY'S NFL REGULAR SEASON STATS

GAMES/STARTS: 2005: 16/0, 2006: 16/0, 2007: 16/0, 2008: 16/0, 2009: 16/0, 2010: 16/0, 2011: 16/0, **NFL TOTALS: 208/0**
2012: 16/0, 2013: 16/0, 2014: 16/0, 2015: 16/0, 2016: 16/0, 2017: 16/0

JOHN DENNEY'S NFL PLAYOFF STATS

GAMES/STARTS: 2008: 1/0, 2016: 1/0

PLAYOFF TOTALS: 2/0

ADDITIONAL STATS

Special Teams Tackles: 4 in 2005, 5 in 2006, 3 in 2007, 4 in 2008, 7 in 2009, 4 in 2010, 4 in 2011, 2 in 2012, 3 in 2013, 2 in 2014, 4 in 2015, 1 in 2016 and 2 in 2017 for total of 45 (P-1).

Special Teams Forced Fumbles: 1 in 2012.

Special Teams Fumble Recoveries: 1 in 2006, 1 in 2013, 1 in 2014 for total of 3.

SINGLE-GAME CAREER HIGHS

Special Teams Tackles: 3 at Philadelphia, 11/15/15
Forced Fumbles: 1 vs. St. Louis, 10/14/12
Fumble Recoveries: 1 3 times, last: at Denver, 11/23/14



85 A.J. DERBY

TIGHT END // 6-5 // 240 // ARKANSAS '15
 ACQUIRED: WAL., '17 (DEN.)
 HOMETOWN: IOWA CITY, IOWA // BORN: 9/20/91
 NFL: FOURTH SEASON // DOLPHINS: SECOND SEASON

NFL CAREER

TRANSACTIONS:

- Awarded off waivers to Miami on Nov. 29, 2017.
- Waived by Denver on Nov. 28, 2017.
- Waived/injured by Denver on Nov. 18, 2017.
- Traded from New England to Denver on Oct. 25, 2016.
- 6th-round pick (202nd overall) by New England in the 2015 NFL draft.

CAREER HIGHLIGHTS:

- Played in 21 career games with 4 starts.
- 37 receptions for 404 yards (10.9 avg.) and 2 TDs.

2017 (MIAMI/DENVER):

- Played in 2 games with Miami.
- Dressed but did not play 1 game with Miami.
- Inactive for 1 game with Miami.
- 2 receptions for 20 yards (10.0 avg.) with Miami.
- Awarded off waivers to Miami on Nov. 29.
- Waived/injured by Denver on Nov. 18.
- Played 9 games with 1 start with Denver.
- 19 receptions for 224 yards (11.8 avg.) and 2 TDs with Denver.

VS. OAKLAND (10/1): 4 receptions for 75 yards (18.8 avg.) and 1 TD.

- Caught a 22-yard TD from QB Trevor Siemian in the first quarter, the first TD of his career.

AT KANSAS CITY (10/30): 2 receptions for 21 yards (10.5 avg.) and 1 TD.

- Hauled in an 11-yard TD pass from QB Trevor Siemian in the 4th quarter.

AT KANSAS CITY (12/24): 1 reception for 11 yards.

- Made his Dolphins debut.

2016 (DENVER/NEW ENGLAND):

- Played in 6 games with 3 starts with Denver.
- Inactive for 3 games with Denver.
- 16 receptions for 160 yards (10.0 avg.) with Denver.
- Traded to Denver on Oct. 25.
- Played in 4 games with New England.
- Inactive for 3 games with New England.
- 1 special teams tackle.

AT ARIZONA (9/11): Played but did not record any stats.

- Made his NFL debut.

AT OAKLAND (11/6): Started but did not record any stats.

- Made his first NFL start.

AT TENNESSEE (12/11): 5 receptions for 57 yards (11.4 avg.).

2015 (NEW ENGLAND):

- Missed the entire season due to injury.
- Placed on injured reserve on Aug. 5.

BEFORE THE NFL

COLLEGE (ARKANSAS):

- 2-year letterman (2013-14) and 1-year starter.
- Transferred from Coffeyville (Kan.) Community College following his sophomore season (2012).
- Transferred from Iowa following his redshirt freshman season (2011).

CAREER (AT ARKANSAS): Played in 18 games with 8 starts; 22 receptions for 303 yards (13.8 avg.) and 3 TDs; 19-of-36 passing (52.8 pct.) for 178 yards and 1 TD.

- Moved from quarterback to tight end after his junior season (2013).

SENIOR (2014 AT ARKANSAS): Played in 11 games with 7 starts; 22 receptions for 303 yards (13.8 avg.) and 3 TDs.

- Moved from quarterback to tight end during the spring.

JUNIOR (2013 AT ARKANSAS): Played in 7 games with 1 start at quarterback; 19-of-36 passing (52.8 pct.) for 178 yards and 1 TD.

SOPHOMORE (2012 AT COFFEYVILLE CC): Played 10 games at quarterback; 149-of-321 passing (46.4 pct.) for 1,936 yards and 22 TDs.

REDSHIRT FRESHMAN: (2011 AT IOWA): Played 9 games at quarterback; 3-of-6 passing (50.0 pct.) for 30 yards.

- Redshirted in 2010.

HIGH SCHOOL (IOWA CITY HS – IOWA CITY, IOWA)

- Also played basketball and baseball.
- Won state title in basketball as a sophomore in 2008.

SENIOR (2009): 98-of-187 passing (52.4 pct.) for 1,820 yards and 23 TDs; 142 carries for 752 yards (5.3 avg.).

- 1st-team all-state at quarterback.
- Won state championship.

JUNIOR (2008): 77-of-136 passing (56.6 pct.) for 1,197 yards and 11 TDs; 168 carries for 1,064 yards (6.3 avg.) and 13 TDs.

- 1st-team all-state at quarterback.

OFF THE FIELD

PERSONAL:

- Father, John Derby, played linebacker for Detroit in 1992.
- Uncle, Glenn Derby, was an 8th-round pick (218th overall) by New Orleans in the 1988 NFL draft and played 7 games as an offensive lineman from 1989-90.
- **MAJOR:** Economics.

A.J. DERBY'S NFL REGULAR SEASON STATS

YEAR	TEAM	GP	GS	RECEIVING					RUSHING					
				REC	YDS	AVG	LG	TD	ATT	YDS	AVG	LG	TD	
2015	NEW ENGLAND													
2016	NEW ENGLAND	4	0	0	0	0	-	0	0	0	0	-	0	
	DENVER	6	3	16	160	10.0	17	0	0	0	0.0	-	0	
2017	DENVER	9	1	19	224	11.8	29	2	0	0	0.0	-	0	
	MIAMI	2	0	2	20	10.0	11	0	0	0	0.0	-	0	
	NFL TOTALS	21	4	37	404	10.9	29	2	0	0	0.0	-	0	

ADDITIONAL STATS

Special Teams Tackles: (Denver) 2 in 2017.

Miscellaneous Tackles: (Miami) 1 in 2017.

Kickoff Returns: (Miami) 1 for 11 yards in 2017.

SINGLE-GAME CAREER HIGHS

Receptions: 6 at L.A. Chargers, 10/22/17

Receiving Yards: 75 vs. Oakland, 10/1/17

Longest Rec.: 29 vs. Oakland, 10/1/17

TD Receptions: 1 twice, last: at Kansas City, 10/30/17

2016 GAME-BY-GAME STATS (DENVER/NEW ENGLAND)

DATE	OPPONENT	P/S	REC	YDS	AVG	LG	TD
09/11	at Arizona	1/0	0	0	0.0	-	0
09/18	MIAMI						
09/22	HOUSTON						
10/02	BUFFALO	1/0	0	0	0.0	-	0
10/09	at Cleveland	1/0	0	0	0.0	-	0
10/16	CINCINNATI	1/0	0	0	0.0	-	0
10/23	at Pittsburgh						
	N.E. TOTALS	4/0	0	0	0.0	-	0
10/30	SAN DIEGO						
11/06	at Oakland	1/1	0	0	0.0	-	0
11/13	at New Orleans	1/0	2	22	11.0	12	0
11/27	KANSAS CITY	1/0	4	43	10.8	13	0
12/04	at Jacksonville	1/1	1	3	3.0	3	0
12/11	at Tennessee	1/1	5	57	11.4	17	0
12/18	NEW ENGLAND	1/0	4	35	8.8	16	0
	DENVER TOTALS	6/3	16	160	10.0	17	0
	2016 TOTALS	10/3	16	160	10.0	17	0

2017 GAME-BY-GAME STATS (MIAMI/DENVER)

DATE	OPPONENT	P/S	REC	YDS	AVG	LG	TD
09/11	L.A. CHARGERS	1/0	3	34	11.3	13	0
09/17	DALLAS	1/0	0	0	0.0	-	0
09/24	at Buffalo	1/1	1	5	5.0	5	0
10/01	OAKLAND	1/0	4	75	18.8	29	1
10/15	N.Y. GIANTS	1/0	1	10	10.0	10	0
10/22	at L.A. Chargers	1/0	6	66	11.0	23	0
10/30	at Kansas City	1/0	2	21	10.5	11t	1
11/05	at Philadelphia	1/0	1	11	11.0	11	0
11/12	NEW ENGLAND	1/0	1	2	2.0	2	0
	DENVER TOTALS	9/1	19	224	11.8	29	2
12/03	DENVER						
12/11	NEW ENGLAND						
12/17	at Buffalo						
12/24	at Kansas City	1/0	1	11	11.0	11	0
12/31	BUFFALO	1/0	1	9	9.0	9	0
	MIAMI TOTALS	2/0	2	20	10.0	11	2
	2017 TOTALS	11/1	21	244	11.6	29	2



32

KENYAN DRAKE

RUNNING BACK // 6-1 // 211 // ALABAMA '16
ACQUIRED: D3A, '16
HOMETOWN: MARIETTA, GA. // BORN: 1/26/94
NFL: THIRD SEASON // DOLPHINS: THIRD SEASON

NFL CAREER

TRANSACTIONS:

- 3rd-round pick (73rd overall) by Miami in the 2016 NFL draft.

CAREER HONORS:

- 2017 Week 16 NFLPA Community MVP.

CAREER HIGHLIGHTS:

- Played in 32 career games with 7 starts.
- 166 carries for 823 yards (5.0 avg.) and 5 TDs.
- 41 receptions for 285 yards (7.0 avg.) and 1 TD.
- 20 kickoff returns for 544 yards (27.2 avg.) and 1 TD.
- 9 special teams tackles (6 solo).
- Led the NFL with 444 rushing yards in the final 5 weeks of the 2017 season:

NFL RUSHING LEADERS (FINAL 5 WEEKS – 2017)

PLAYER	TEAM	ATT	YDS	TD
1. KENYAN DRAKE	MIAMI	91	444	2
2. Todd Gurley	L.A. Rams	75	440	5
3. Kareem Hunt	Kansas City	88	437	4
4. Marshawn Lynch	Oakland	84	434	2
5. C.J. Anderson	Denver	101	422	1

- Tied the team record with 3 kickoff returns of at least 50 yards in a single season in 2016 after he posted kickoff returns of 96, 78 and 58 yards.
- Joined WR Jakeem Grant in 2016 as the 2nd pair of Dolphins rookies to have a kickoff and punt returned for a TD in the same season. It was just the 4th time in NFL history two different rookies on the same team combined for a kickoff and punt return for TD in the same season.

2017 (MIAMI):

- Played in all 16 games with 6 starts.
- 133 carries for 644 yards (4.8 avg.) and 3 TDs; 32 receptions for 239 yards (7.5 avg.) and 1 TD; 7 kickoff returns for 147 yards (21.0 avg.).
- Led the NFL with 444 rushing yards in the final 5 weeks of the 2017 season.
- His 644 yards led the team in rushing despite starting just 6 games.

AT CAROLINA (11/13): 7 carries for 82 yards (11.7 avg.) and 1 TD.

- Scored on a 66-yard TD run.
- The Panthers hadn't allowed a run for longer than

25 yards on the season until that one.

VS. DENVER (12/3): 23 carries for 120 yards (5.2 avg.) and 1 TD.

- Scored on a 42-yard carry in the 3rd quarter to extend Miami's lead.
- It was the 1st 100-yard game of his career.
- His 120 rushing yards were the most he had in a game since high school.

VS. NEW ENGLAND (12/11): 25 carries for 114 yards (4.6 avg.); 5 receptions for 79 yards (15.8 avg.).

- 2nd straight game with 100 yards.
- Led the team in both rushing and receiving yards.
- Became just the 3rd Dolphins player to record 100-plus rushing yards and 75-plus receiving yards in a game, joining Troy Stradford (169 rushing, 83 receiving) at Dallas on Nov. 27, 1987 and Ronnie Brown (112 rushing, 99 receiving) vs. the N.Y. Jets on Sept. 23, 2007.

2016 (MIAMI):

- Played in all 16 games with 1 start.
- 33 carries for 179 yards (5.4 avg.) and 2 TDs; 9 receptions for 46 yards (5.1 avg.); 13 kickoff returns for 397 yards (30.5 avg.) and 1 TD.
- Tied the team record with 3 kickoff returns of at least 50 yards in a single season in 2016 after he posted kickoff returns of 96, 78 and 58 yards.
- Joined WR Jakeem Grant as the 2nd pair of Dolphins rookies to have a kickoff and punt returned for a TD in the same season. It was just the 4th time in NFL history two different rookies on the same team combined for a kickoff and punt return for TD in the same season.

VS. CLEVELAND (9/25): 9 carries for 37 yards (4.1 avg.).

- Made first NFL start.

VS. N.Y. JETS (11/6): 2 kickoff returns for 123 yards (61.5 avg.) and 1 TD.

- Returned a kickoff 96 yards for a TD with 5:15 remaining in the 4th quarter, sealing Miami's 27-23 victory.
- Became the 6th-longest kickoff return and 2nd-longest by a rookie in Dolphins history.
- It was Miami's 1st kickoff return for a TD since Nov. 15, 2012 (Marcus Thigpen).
- Marked the latest game-winning kickoff return for a TD in an NFL game since 2003 (Kansas City's Dante Hall).

AT BUFFALO (12/24): 4 carries for 56 yards (14.0 avg.) and 1 TD.

- Rushed for a 45-yard TD in the 2nd quarter.

POSTSEASON:

AFC WILD CARD AT PITTSBURGH (1/8): 3 kickoff returns for 101 yards (33.7 avg.).

- Returned a kickoff 58 yards in the 3rd quarter.

BEFORE THE NFL

COLLEGE (ALABAMA):

- 4-year letterman (2012-15)

CAREER: Played in 42 games with 6 starts; 233 carries for 1,495 yards (6.4 avg.) and 18 TDs; 46 receptions for 570 yards (12.4 avg.) and 4 TDs; 16 kickoff returns for 505 yards (26.6 avg.) and 1 TD.

SENIOR (2015): Played in 13 games with 4 starts; 77 carries for 408 yards (5.3 avg.) and 1 TD; 29 receptions for 276 yards (9.5 avg.) and 1 TD; 19 kickoff returns for 505 yards (26.6 avg.) and 1 TD.

- Totaled 19 first downs rushing and 9 first downs receiving.
- Returned a kickoff 95 yards for a TD with less than 8 minutes remaining to help win the national championship over Clemson (1/11/16).

JUNIOR (2014): Played in 5 games with 1 start; 22 carries for 112 yards (5.1 avg.) and 4 TDs; 5 receptions for 159 yards (31.8 avg.) and 2 TDs.

SOPHOMORE (2013): Played in 12 games with 1 start; 92 carries for 694 yards (7.5 avg.) and 8 TDs; 12 receptions for 135 yards (11.3 avg.) and 1 TD; 1 blocked punt and 4 special teams tackles.

- Totaled 37 first downs rushing and 7 receiving.

- Averaged 71.8 rushing yards per game in conference play.

TRUE FRESHMAN (2012): Played in 12 games; 42 carries for 281 yards (6.7 avg.) and 5 TDs.

- Won the national championship.

HIGH SCHOOL (HILLGROVE HS – POWDER SPRINGS, GA.)

- Also ran track and won a state title in the 100-meter dash.

SENIOR (2011): 175 carries for 1,610 yards (9.2 avg.) and 18 TDs; 315 receiving yards and 5 receiving TDs; 2 kickoff return TDs.

- Georgia's Gatorade High School Player of the Year.
- All-American.
- All-state.

OFF THE FIELD

COMMUNITY:

- Cheered on participants in the 7th annual Dolphins Cancer Challenge in February 2017.
- Named Week 16 NFLPA Community MVP for providing a night of holiday food and fun for 125 kids at a local Boys & Girls Club in 2017.
- Regularly visits local Boys & Girls Clubs.

PERSONAL:

- **MAJOR:** Communications.

KENYAN DRAKE'S NFL REGULAR SEASON STATS

YEAR	TEAM	GP		RUSHING							RECEIVING				
		GS	ATT	YDS	AVG	LG	TD	REC	YDS	AVG	LG	TD			
2016	MIAMI	16	1	33	179	5.4	45t	2	9	46	5.1	9	0		
2017	MIAMI	16	6	133	644	4.8	66t	3	32	239	7.5	47	1		
NFL TOTALS		32	7	166	823	5.0	66t	5	41	285	7.0	47	1		

KENYAN DRAKE'S NFL REGULAR SEASON RETURNING STATS

YEAR	TEAM	KICKOFF RETURN					PUNT RETURN					
		KR	YDS	AVG	LG	TD	PR	FC	YDS	AVG	LG	TD
2016	MIAMI	13	397	30.5	96t	1	0	0	0	0.0	-	0
2017	MIAMI	7	147	21.0	34	0	0	0	0	0.0	-	0
NFL TOTALS		20	544	27.2	96t	1	0	0	0	0.0	-	0

KENYAN DRAKE'S NFL PLAYOFF STATS

YEAR	TEAM	GP		RUSHING							RECEIVING				
		GS	ATT	YDS	AVG	LG	TD	REC	YDS	AVG	LG	TD			
2016	MIAMI	1	0	0	0	0.0	0	0	0	0	0.0	0	0		
PLAYOFF TOTALS		1	0	0	0	0.0	0	0	0	0	0.0	0	0		

KENYAN DRAKE'S NFL PLAYOFF RETURNING STATS

YEAR	TEAM	KICKOFF RETURN					PUNT RETURN					
		KR	YDS	AVG	LG	TD	PR	FC	YDS	AVG	LG	TD
2016	MIAMI	3	101	33.7	58	0	0	0	0	0.0	-	0
NFL TOTALS		3	101	33.7	58	0	0	0	0	0.0	-	0

ADDITIONAL STATS

Special Teams Tackles: 4 in 2016 and 5 in 2017 for total of 9.

Miscellaneous Tackles: 1 in 2016 and 1 in 2017 for total of 2.

SINGLE-GAME CAREER HIGHS

Rushes:	25	vs. New England, 12/11/17
Rushing Yards:	120	vs. Denver, 12/3/17
Longest Rush:	66t	at Carolina, 11/13/17
Rushing TDs:	1	5 times, last: at Buffalo, 12/17/17
Receptions:	6	Twice, last: at Buffalo, 12/17/17
Receiving Yards:	79	vs. New England, 12/11/17
Longest Reception:	47	vs. New England, 12/11/17
Receiving TDs:	1	at New England, 11/26/17

100-YARD RUSHING GAMES (2)

DATE	OPPONENT	ATT	YDS	AVG	LG	TD
12/3/17	DENVER	23	120	5.2	42t	1
12/11/17	NEW ENGLAND	25	114	4.6	31	0

2016 GAME-BY-GAME STATS (MIAMI)

DATE	OPPONENT	P/S	ATT	YDS	AVG	LG	TD
09/11	at Seattle	1/0	0	0	0.0	-	0
09/18	at New England	1/0	2	12	6.0	7t	1
09/25	CLEVELAND	1/1	9	37	4.1	11	0
09/29	at Cincinnati	1/0	2	15	7.5	12	0
10/09	TENNESSEE	1/0	2	4	2.0	6	0
10/16	PITTSBURGH	1/0	0	0	0.0	-	0
10/23	BUFFALO	1/0	0	0	0.0	-	0
11/06	N.Y. JETS	1/0	0	0	0.0	-	0
11/13	at San Diego	1/0	1	9	9.0	9	0
11/20	at L.A. Rams	1/0	1	2	2.0	2	0
11/27	SAN FRANCISCO	1/0	1	9	9.0	9	0
12/04	at Baltimore	1/0	1	1	1.0	1	0
12/11	ARIZONA	1/0	1	8	8.0	8	0
12/17	at N.Y. Jets	1/0	5	16	3.2	16	0
12/24	at Buffalo	1/0	4	56	14.0	45t	1
01/01	NEW ENGLAND	1/0	4	10	2.5	4	0
2016 TOTALS		16/1	33	179	5.4	45t	2

DATE	OPPONENT	P/S	ATT	YDS	AVG	LG	TD
01/08	at Pittsburgh*	1/0	0	0	0.0	-	0

* AFC Wild Card game

2017 GAME-BY-GAME STATS (MIAMI)

DATE	OPPONENT	P/S	ATT	YDS	AVG	LG	TD
09/17	at L.A. Chargers	1/0	1	-3	-3.0	-3	0
09/24	at N.Y. Jets	1/0	1	0	0.0	0	0
10/01	NEW ORLEANS	1/0	1	6	6.0	6	0
10/08	TENNESSEE	1/0	1	0	0.0	0	0
10/15	at Atlanta	1/0	0	0	0.0	-	0
10/22	N.Y. JETS	1/0	0	0	0.0	-	0
10/26	at Baltimore	1/0	6	22	3.7	12	0
11/05	OAKLAND	1/0	9	69	7.7	42	0
11/13	at Carolina	1/0	7	82	11.7	66t	1
11/19	TAMPA BAY	1/0	7	4	0.6	6	0
11/26	at New England	1/1	9	20	2.2	13	0
12/03	DENVER	1/1	23	120	5.2	42t	1
12/11	NEW ENGLAND	1/1	25	114	4.6	31	0
12/17	at Buffalo	1/1	16	78	4.9	31	1
12/24	at Kansas City	1/1	13	57	4.4	18	0
12/31	BUFFALO	1/1	14	75	5.4	32	0
2017 TOTALS		16/6	133	644	4.8	66t	3



83

THOMAS DUARTE

TIGHT END // 6-2 // 241 // UCLA '16
ACQUIRED: D7B, '16
HOMETOWN: FULLERTON, CALIF. // BORN: 3/30/95
NFL: SECOND SEASON // DOLPHINS: SECOND SEASON

NFL CAREER

TRANSACTIONS:

- Promoted from Miami's practice squad on Dec. 20, 2017.
- Signed to Miami's practice squad on Sept. 3, 2017.
- Waived by Miami on Sept. 2, 2017.
- Promoted from Miami's practice squad on Nov. 5, 2016.
- Signed to Miami's practice squad on Sept. 4, 2016.
- Waived by Miami on Sept. 3, 2016.
- 7th-round pick (231st overall) by Miami in the 2016 NFL draft.

CAREER HIGHLIGHTS:

- Played in 1 career game.

2017 (MIAMI):

- Inactive for 1 game.
- Dressed but did not play 1 game.

- Promoted from Miami's practice squad on Dec. 20, 2017.
- Spent the rest of the season on Miami's practice squad.

2016 (MIAMI):

- Played in 1 game.
- Inactive for 8 games.
- Promoted from Miami's practice squad on Nov. 5, 2016.
- Spent the rest of the season on Miami's practice squad.

VS. N.Y. JETS (11/6): Played but did not record any stats.

- Made his NFL debut.

POSTSEASON:

AFC WILD CARD AT PITTSBURGH (1/8): Inactive.

BEFORE THE NFL

COLLEGE (UCLA):

- 3-year letterwinner (2013-15) and 2-year starter.

CAREER: Played in 38 games with 22 starts at

receiver; 97 receptions for 1,626 yards (16.8 avg.) and 17 TDs.

- Left school ranked No. 17 in school history with 1,626 career receiving yards.

JUNIOR (2015): Played in all 13 games with 11 starts; 53 receptions for 872 yards (16.5 avg.) and 10 TDs.

- His 10 TDs were fourth in school history, led the team and ranked No. 17 nationally that season.
- 2nd-team All-Pac 12.

SOPHOMORE (2014): Played in 12 games with 7 starts; 28 receptions for 540 yards (19.3 avg.) and 4 TDs.

- His 19.3 yards per catch average was No. 15 nationally and led the team.
- Honorable mention All-Pac 12.

TRUE FRESHMAN (2013): Played in 13 games with 4 starts; 16 receptions for 214 yards (13.4 avg.) and 3 TDs.

- His 3 TD receptions tied a school single-season record for a true freshman.
- Honorable mention All-Pac 12.

HIGH SCHOOL (MATER DEI HS – SANTA ANA, CALIF.)

- Played wide receiver and linebacker.
- SENIOR (2012):** 58 receptions for 1,025 yards (17.7 avg.) and 17 TDs; 42 tackles, 10 sacks and 3 interceptions.
- All-American.
 - Area Offensive Player of the Year.
 - Team captain.


OFF THE FIELD

PERSONAL:

- **PRONUNCIATION:** Last name is pronounced DOO-art-ee.

THOMAS DUARTE'S NFL REGULAR SEASON STATS

YEAR	TEAM	GP	GS	RECEIVING				RUSHING					
				REC	YDS	AVG	LG	TD	ATT	YDS	AVG	LG	TD
2016	MIAMI	1	0	0	0	0.0	0	0	0	0	0	0	0
2017	MIAMI	0	0	0	0	0.0	0	0	0	0	0	0	0
NFL TOTALS		1	0	0	0	0.0	0	0	0	0	0	0	0



27

TRAE ELSTON

SAFETY // 6-0 // 203 // MISSISSIPPI '16
ACQUIRED: WAI., '17 (BUF.)
HOMETOWN: OXFORD, ALA. // BORN: 2/16/94
NFL: SECOND SEASON // DOLPHINS: FIRST SEASON

NFL CAREER

TRANSACTIONS:

- Awarded off waivers to Miami on Dec. 29, 2017.
- Waived by Buffalo on Dec. 28, 2017.
- Signed by Buffalo on Oct. 3, 2017.
- Waived by Philadelphia on Sept. 30, 2017.
- Awarded off waivers to Philadelphia on Sept. 20, 2017.
- Waived by Buffalo on Sept. 19, 2017.
- Awarded off waivers to Buffalo on April 21, 2017.
- Waived by Cleveland on April 20, 2017.
- Signed by Cleveland on Jan. 2, 2017.
- Signed to Cleveland's practice squad on Dec. 23, 2016.
- Waived by Cleveland on Dec. 21, 2016.
- Signed by Cleveland on Dec. 7, 2016.
- Released from Tampa Bay's practice squad on Nov. 15, 2016.
- Signed to Tampa Bay's practice squad on Oct. 17, 2016.
- Waived by New Orleans on Sept. 3, 2016.

- Signed by New Orleans as an undrafted college free agent on May 6, 2016.

CAREER HIGHLIGHTS:

- Played in 14 career games with 1 start.
- 15 tackles (8 solo), 1 interception and 1 pass defensed.

2017 (MIAMI/BUFFALO/PHILADELPHIA/ CLEVELAND):

- Inactive for 1 game with Miami.
- Awarded off waivers to Miami on Dec. 29.
- Waived by Buffalo on Dec. 28.
- Played in 13 games with 1 start in 2 stints with Buffalo.
- 15 tackles (8 solo), 1 interception and 1 pass defensed with Buffalo.
- 3 special teams tackles (1 solo) with Buffalo.
- Signed by Buffalo on Oct. 3.
- Waived by Philadelphia on Sept. 30.
- Played in 1 game with Philadelphia.
- 1 solo special teams tackle with Philadelphia.

- Awarded off waivers to Philadelphia on Sept. 20.
- Waived by Buffalo on Sept. 19.
- Spent part of the offseason with Cleveland and training camp with Buffalo.

VS. N.Y. JETS (9/10): Played but did not record any stats.

- Made his NFL debut.

VS. OAKLAND (10/29): 11 tackles (8 solo) and 1 interception.

- Made 1st NFL start.
- Intercepted a QB Derek Carr pass and returned it 22 yards in the 4th quarter for his 1st career interception.

AT L.A. CHARGERS (11/19): 4 solo tackles and 1 special teams stop.

2016 (NEW ORLEANS/TAMPA BAY/ CLEVELAND):

- Inactive for 2 games with Cleveland.
- Signed by Cleveland on Dec. 7.
- Spent time on Tampa Bay and Cleveland's practice squads.
- Spent the offseason with New Orleans.

BEFORE THE NFL

COLLEGE (MISSISSIPPI):

- 4-year starter (2012-15).

CAREER: Played in 50 games with 44 starts; 252 tackles (153 solo), 1 sack, 5 interceptions, 34 passes defended and 2 forced fumbles; 1 kickoff return for 20 yards.

- Returned 2 interceptions for TDs.

SENIOR (2015): Started all 13 games; 70 tackles (44 solo), 4 interceptions and 18 passes defended.

- Returned 2 interceptions for TDs.
- His 18 passes defended were tied for the SEC lead and 13th nationally.
- His 4 interceptions were tied for 4th in the SEC.
- 1st-team All-American.
- 1st-team All-SEC.

JUNIOR (2014): Played in 12 games with 11 starts; 59 tackles (35 solo), 1 interception, 4 passes defended and 1 forced fumble.

SOPHOMORE (2013): Played in all 13 games with 11 starts; 62 tackles (42 solo), 6 passes defended and 1 forced fumble.

TRUE FRESHMAN (2012): Played in 12 games with 9 starts; 61 tackles (32 solo), 1 sack and 6 passes defended; 1 kickoff return for 20 yards.

- SEC All-Freshman team.

HIGH SCHOOL (OXFORD HS – OXFORD, ALA.)

- Played on both sides of the ball.

SENIOR (2011): 94 tackles and 8 interceptions; 34 receptions for 656 yards (19.3 avg.) and 8 TDs.

- 1st-team all-state.

JUNIOR (2010):

- 1st-team all-state.

OFF THE FIELD

PERSONAL:

- **MAJOR:** Business with a minor in marketing.

TRAE ELSTON'S NFL REGULAR SEASON STATS

YEAR	TEAM	GP	GS	TACKLES					INTERCEPTIONS				FUMBLES		
				TOT	SOLO	ASST	SK	YDS	INT	YDS	LG	TD	PD	FF	FR
2017	BUFFALO	13	1	15	8	7	0.0	0	1	22	22	0	1	0	0
	PHILADELPHIA	1	0	0	0	0	0.0	0	0	0	0	0	0	0	0
	NFL TOTALS	14	1	15	8	7	0.0	0.0	1	22	22	0	1	0	0

ADDITIONAL STATS

Special Teams Tackles: (Philadelphia) 1 in 2017, (Buffalo) 3 in 2017 for total of 4.

SINGLE-GAME CAREER HIGHS

Tackles: 11 vs. Oakland, 10/29/17
Interceptions: 1 vs. Oakland, 10/29/17
Passes Defended: 1 vs. Oakland, 10/29/17

A PERFECT MOMENT IN TIME



On January 31, 2010, prior to kickoff of the Pro Bowl game played at the stadium, the Miami Dolphins unveiled the "Perfect Moment In Time" statue in honor of Hall of Fame Coach Don Shula. The 10-foot tall bronze sculpture of Shula riding on the shoulders of Hall-of-Fame linebacker Nick Buoniconti and reserve offensive lineman Al Jenkins after winning Super Bowl VII to complete the Perfect Season was unveiled in front of the team's corporate headquarters at Gate E at the stadium. The event marked the return of the Dolphins front office to Miami-Dade County after 16 years. Additionally on that day, the stadium's new address was announced as 347 Don Shula Drive in honor of the head coach's career victory total.



89

GAVIN ESCOBAR

TIGHT END // 6-5 // 247 // SAN DIEGO STATE '13

ACQUIRED: FA, '18

HOMETOWN: RANCHO SANTA MARGARITA, CALIF. // BORN: 2/3/91

NFL: FIFTH SEASON // DOLPHINS: FIRST SEASON

NFL CAREER

TRANSACTIONS:

- Signed by Miami on April 16, 2018.
- Waived by Cleveland on April 12, 2018.
- Signed by Cleveland on Jan. 15, 2018.
- Waived by Baltimore on Nov. 18, 2017.
- Signed by Baltimore on Oct. 23, 2017.
- Waived by Kansas City on Sept. 2, 2017.
- Signed by Kansas City as an unrestricted free agent from Dallas on March 31, 2017.
- 2nd-round pick (47th overall) by Dallas in the 2013 NFL draft.

CAREER HIGHLIGHTS:

- Played in 64 career games with 7 starts.
- 30 receptions for 333 yards (11.1 avg.) and 8 TDs.

2017 (BALTIMORE/KANSAS CITY):

- Played in 2 games with Baltimore.
- Did not record any stats.
- Waived by Baltimore on Nov. 18.
- Signed by Baltimore on Oct. 23.
- Spent the offseason and training camp with Kansas City before being waived on Sept. 2.

VS. MIAMI (10/26): Made his Baltimore debut.

2016 (DALLAS):

- Played in all 16 games with 1 start.
- 4 receptions for 30 yards (7.5 avg.) and 1 TD.

AT CLEVELAND (11/6): 1 reception for 2 yards and 1 TD.

- Caught a 2-yard TD pass from QB Dak Prescott in the 3rd quarter.

VS. BALTIMORE (11/20): 2 receptions for 21 yards (10.5 avg.).

AT PHILADELPHIA (1/1): 1 reception for 7 yards.

POSTSEASON:

NFC DIVISIONAL VS. GREEN BAY (1/15): Started but did not record any stats.

2015 (DALLAS):

- Played in 14 games with 4 starts.
- Missed the final 2 games after being placed on injured reserve on Dec. 25.
- 8 receptions for 64 yards (8.0 avg.) and 1 TD.

VS. N.Y. GIANTS (9/13): 2 receptions for 8 yards (4.0 avg.) and 1 TD.

- Caught a 2-yard TD pass from QB Tony Romo in

the 3rd quarter to make it a 1-score game.

AT TAMPA BAY (11/15): 1 reception for 22 yards.

AT MIAMI (11/22): 2 receptions for 20 yards (10.0 avg.).

2014 (DALLAS):

- Played in all 16 games with 1 start.
- 9 receptions for 105 yards (11.7 avg.) and 4 TDs.

AT SEATTLE (10/12): 1 reception for 2 yards and 1 TD.

- Caught a 2-yard TD pass from QB Tony Romo in the 1st quarter.

VS. N.Y. GIANTS (10/19): 3 receptions for 65 yards (21.7 avg.) and 2 TDs.

- Caught a 15-yard TD pass from Romo in the 1st quarter to give Dallas an early lead.

- Hauled in a 26-yard TD pass from Romo in the 3rd quarter to put the Cowboys ahead again.

AT CHICAGO (12/4): 1 reception for 6 yards and 1 TD.

- Caught a 6-yard TD pass from Romo in the 3rd quarter.

POSTSEASON:

NFC WILD CARD VS. DETROIT (1/4): Played but did not record any stats.

NFC DIVISIONAL AT GREEN BAY (1/11): Played but did not record any stats.

2013 (DALLAS):

- Played in all 16 games with 1 start.
- 9 receptions for 134 yards (14.9 avg.) and 2 TDs.

VS. N.Y. GIANTS (9/8): 1 reception for 7 yards.

- Made his NFL debut and caught his 1st NFL pass.

VS. ST. LOUIS (9/22): 1 reception for 24 yards and 1 TD.

- Caught his 1st NFL TD on a 24-yard strike from QB Tony Romo in the 3rd quarter.

VS. GREEN BAY (12/15): 1 reception for 15 yards.

- Made his 1st NFL start.

BEFORE THE NFL

COLLEGE (SAN DIEGO STATE):

- 3-year starter (2010-12).

CAREER: Played in all 39 games with 24 starts; 122 receptions for 1,646 yards (13.5 avg.) and 17 TDs; 2 carries for 7 yards (3.5 avg.); 1 kickoff return for 11 yards.

JUNIOR (2012): Played in all 13 games with 6 starts; 42 receptions for 543 yards (12.9 avg.) and 6 TDs;

2 carries for 7 yards (3.5 avg.); 1 kickoff return for 11 yards.

- Led the team in receptions, receiving yards and receiving TDs.
- 1st-team All-Mountain West.
- All-American honorable mention.

SOPHOMORE (2011): Played in all 13 games with 6 starts; 51 receptions for 780 yards (15.3 avg.) and 7 TDs.

- His 51 receptions and 780 receiving yards were 2nd-best among tight ends in school history.
- His 60.0 receiving yards per game were 3rd nationally among tight ends.
- 1st-team All-Mountain West.
- All-American honorable mention.

REDSHIRT FRESHMAN (2010): Played in all 13 games with 12 starts; 29 receptions for 323 yards (11.1 avg.) and 4 TDs.

- 2nd-team Freshman All-American.
- 2nd-team All-Mountain West.
- Redshirted in 2009.

HIGH SCHOOL (SANTA MARGARITA CATHOLIC HS – RANCHO SANTA MARGARITA, CALIF.)

- Played wide receiver.
- Also lettered in basketball.

SENIOR (2008): 37 receptions for 492 yards (13.3 avg.) and 6 TDs.

- 2nd-team All-League.

JUNIOR (2007): 11 receptions for 163 yards (14.8 avg.).

OFF THE FIELD

COMMUNITY:

- Participated in several team community and charitable efforts in Dallas such as high school camps, NFL Play 60 clinics, hospital visits, the Salvation Army Angel Tree Christmas Program, Make-A-Wish Foundation and the Susan G. Komen Foundation.
- Participated in a Relay For Life event in 2015.
- Participated in the fishing tournament at Fins Weekend.

PERSONAL:

- Has 2 daughters, Josey and Charlotte.
- **MAJOR:** Public administration.

GAVIN ESCOBAR'S NFL REGULAR SEASON STATS

YEAR	TEAM	GP	GS	RECEIVING				RUSHING					
				REC	YDS	AVG	LG	TD	ATT	YDS	AVG	LG	TD
2013	DALLAS	16	1	9	134	14.9	25	2	0	0	0.0	0	0
2014	DALLAS	16	1	9	105	11.7	26t	4	0	0	0.0	0	0
2015	DALLAS	14	4	8	64	8.0	22	1	0	0	0.0	0	0
2016	DALLAS	16	1	4	30	7.5	14	1	0	0	0.0	0	0
2017	BALTIMORE	2	0	0	0	0.0	0	0	0	0	0.0	0	0
NFL TOTALS		64	7	30	333	11.1	26t	8	0	0	0.0	0	0

GAVIN ESCOBAR'S NFL PLAYOFF STATS

YEAR	TEAM	GP	GS	RECEIVING				RUSHING					
				REC	YDS	AVG	LG	TD	ATT	YDS	AVG	LG	TD
2014	DALLAS	2	0	0	0	0.0	0	0	0	0	0.0	0	0
2016	DALLAS	1	1	0	0	0.0	0	0	0	0	0.0	0	0
PLAYOFF TOTALS		3	1	0	0	0.0	0	0	0	0	0.0	0	0

ADDITIONAL STATS

Special Teams Tackles: (Dallas) 2 in 2014, 1 in 2015, 4 in 2016 for total of 7.

Miscellaneous Tackles: (Dallas) 1 in 2013.

Kickoff Returns: (Dallas) 1 for 0 yards in 2013, 1 for 5 yards in 2016 for total of 2 for 5 yards (2.5 avg.).

SINGLE-GAME CAREER HIGHS

Receptions:	3	vs. N.Y. Giants, 10/19/14
Receiving Yards:	65	vs. N.Y. Giants, 10/19/14
Longest Rec.:	26t	vs. N.Y. Giants, 10/19/14
TD Receptions:	2	vs. N.Y. Giants, 10/19/14

2013 GAME-BY-GAME STATS (DALLAS)

DATE	OPPONENT	P/S	REC	YDS	AVG	LG	TD
09/08	N.Y. GIANTS	1/0	1	7	7.0	7	0
09/15	at Kansas City	1/0	1	9	9.0	9	0
09/22	ST. LOUIS	1/0	1	24	24.0	24t	1
09/29	at San Diego	1/0	0	0	0.0	-	0
10/06	DENVER	1/0	1	25	25.0	25	0
10/13	WASHINGTON	1/0	0	0	0.0	-	0
10/20	at Philadelphia	1/0	0	0	0.0	-	0
10/27	at Detroit	1/0	0	0	0.0	-	0
11/03	MINNESOTA	1/0	0	0	0.0	-	0
11/10	at New Orleans	1/0	0	0	0.0	-	0
11/24	at N.Y. Giants	1/0	1	5	5.0	5	0
11/28	OAKLAND	1/0	0	0	0.0	-	0
12/09	at Chicago	1/0	2	32	16.0	25	0
12/15	GREEN BAY	1/1	1	15	15.0	15	0
12/22	at Washington	1/0	0	0	0.0	-	0
12/29	PHILADELPHIA	1/0	1	17	17.0	17t	1
2013 TOTALS		16/1	9	134	14.9	25	2

2014 GAME-BY-GAME STATS (DALLAS)

DATE	OPPONENT	P/S	REC	YDS	AVG	LG	TD
09/07	SAN FRANCISCO	1/0	0	0	0.0	-	0
09/14	at Tennessee	1/0	1	5	5.0	5	0
09/21	at St. Louis	1/0	1	7	7.0	7	0
09/28	NEW ORLEANS	1/0	1	6	6.0	6	0
10/05	HOUSTON	1/0	0	0	0.0	-	0
10/12	at Seattle	1/0	1	2	2.0	2t	1
10/19	N.Y. GIANTS	1/0	3	65	21.7	26t	2
10/27	WASHINGTON	1/0	0	0	0.0	-	0
11/02	ARIZONA	1/0	0	0	0.0	-	0
11/09	at Jacksonville	1/0	1	14	14.0	14	0
11/23	at N.Y. Giants	1/0	0	0	0.0	-	0
11/27	PHILADELPHIA	1/0	0	0	0.0	-	0
12/04	at Chicago	1/0	1	6	6.0	6t	1
12/14	at Philadelphia	1/1	0	0	0.0	-	0
12/21	INDIANAPOLIS	1/0	0	0	0.0	-	0
12/28	at Washington	1/0	0	0	0.0	-	0
2014 TOTALS		16/1	9	105	11.7	26t	4

DATE	OPPONENT	P/S	REC	YDS	AVG	LG	TD
01/04	DETROIT*	1/0	0	0	0.0	-	0
01/11	at Green Bay**	1/0	0	0	0.0	-	0
PLAYOFF TOTALS		2/0	0	0	0.0	-	0

* NFC Wild Card game
** NFC Divisional game

2015 GAME-BY-GAME STATS (DALLAS)

DATE	OPPONENT	P/S	REC	YDS	AVG	LG	TD
09/13	N.Y. GIANTS	1/0	2	8	4.0	6	1
09/20	at Philadelphia	1/1	2	16	8.0	13	0
09/27	ATLANTA	1/0	0	0	0.0	-	0
10/04	at New Orleans	1/0	0	0	0.0	-	0
10/11	NEW ENGLAND	1/1	0	0	0.0	-	0
10/25	at N.Y. Giants	1/0	0	0	0.0	-	0
11/01	SEATTLE	1/1	0	0	0.0	-	0
11/08	PHILADELPHIA	1/0	0	0	0.0	-	0
11/15	at Tampa Bay	1/0	1	22	22.0	22	0
11/22	at Miami	1/1	2	20	10.0	15	0
11/26	CAROLINA	1/0	1	-2	-2.0	-2	0
12/07	at Washington	1/0	0	0	0.0	-	0
12/13	at Green Bay	1/0	0	0	0.0	-	0
12/19	N.Y. JETS	1/0	0	0	0.0	-	0
12/27	at Buffalo						INJURED RESERVE
01/03	WASHINGTON						INJURED RESERVE
2015 TOTALS		14/4	8	64	8.0	22	1

2016 GAME-BY-GAME STATS (DALLAS)


DATE	OPPONENT	P/S	REC	YDS	AVG	LG	TD
09/11	N.Y. GIANTS	1/0	0	0	0.0	-	0
09/18	at Washington	1/0	0	0	0.0	-	0
09/25	CHICAGO	1/0	0	0	0.0	-	0
10/02	at San Francisco	1/0	0	0	0.0	-	0
10/09	CINCINNATI	1/0	0	0	0.0	-	0
10/16	at Green Bay	1/0	0	0	0.0	-	0
10/30	PHILADELPHIA	1/0	0	0	0.0	-	0
11/06	at Cleveland	1/0	1	2	2.0	2t	1
11/13	at Pittsburgh	1/0	0	0	0.0	-	0
11/20	BALTIMORE	1/0	2	21	10.5	14	0
11/24	WASHINGTON	1/0	0	0	0.0	-	0
12/01	at Minnesota	1/0	0	0	0.0	-	0
12/11	at N.Y. Giants	1/1	0	0	0.0	-	0
12/18	TAMPA BAY	1/0	0	0	0.0	-	0
12/26	DETROIT	1/0	0	0	0.0	-	0
01/01	at Philadelphia	1/0	1	7	7.0	7	0
2016 TOTALS		16/1	4	30	7.5	14	1

DATE	OPPONENT	P/S	REC	YDS	AVG	LG	TD
01/15	GREEN BAY*	1/1	0	0	0.0	-	0

* NFC Divisional game

2017 GAME-BY-GAME STATS (BALTIMORE)

DATE	OPPONENT	P/S	REC	YDS	AVG	LG	TD
09/10	at Cincinnati						NOT ON ROSTER
09/17	CLEVELAND						NOT ON ROSTER
09/24	at Jacksonville						NOT ON ROSTER
10/01	PITTSBURGH						NOT ON ROSTER
10/08	at Oakland						NOT ON ROSTER
10/15	CHICAGO						NOT ON ROSTER
10/22	at Minnesota						NOT ON ROSTER
10/26	MIAMI	1/0	0	0	0.0	-	0
11/05	at Tennessee	1/0	0	0	0.0	-	0
11/19	at Green Bay						NOT ON ROSTER
11/27	HOUSTON						NOT ON ROSTER
12/03	DETROIT						NOT ON ROSTER
12/10	at Pittsburgh						NOT ON ROSTER
12/17	at Cleveland						NOT ON ROSTER
12/23	INDIANAPOLIS						NOT ON ROSTER
12/31	CINCINNATI						NOT ON ROSTER
2017 TOTALS		2/0	0	0	0.0	-	0



9

DAVID FALES

QUARTERBACK // 6-2 // 213 // SAN JOSE STATE '14
ACQUIRED: FA, '17
HOMETOWN: SALINAS, CALIF. // BORN: 10/4/90
NFL: FOURTH SEASON // DOLPHINS: SECOND SEASON

NFL CAREER

TRANSACTIONS:

- Signed by Miami on Oct. 24, 2017.
- Waived by Miami on Sept. 2, 2017.
- Signed by Miami on April 5, 2017.
- Signed by Chicago off Baltimore's practice squad on Nov. 23, 2016.
- Signed to Baltimore's practice squad on Nov. 19, 2016.
- Released from Baltimore's practice squad on Nov. 16, 2016.
- Signed to Baltimore's practice squad on Nov. 10, 2016.
- Released from Baltimore's practice squad on Nov. 8, 2016.

- Signed to Baltimore's practice squad on Sept. 6, 2016.
- Waived by Chicago on Sept. 3, 2016.
- Promoted from Chicago's practice squad on Sept. 22, 2015.
- Signed to Chicago's practice squad on Sept. 17, 2015.
- Waived by Chicago on Sept. 15, 2015.
- Promoted from Chicago's practice squad on Dec. 13, 2014.
- Signed to Chicago's practice squad on Sept. 15, 2014.
- Waived by Chicago on Sept. 13, 2014.
- 6th-round pick (183rd overall) by Chicago in the 2014 NFL draft.

CAREER HIGHLIGHTS:

- Played in 3 career games.
- Completed 31-of-48 passes (64.6 pct.) for 287 yards and 1 TD for a QB rating of 79.1.
- 5 carries for 8 yards (1.6 avg.) and 1 TD.

2017 (MIAMI):

- Played in 2 games.
- Dressed but did not play in 5 games.
- Inactive for 3 games.
- Signed by Miami on Oct. 24.
- Spent the offseason and training camp with the Dolphins before being waived on Sept. 2, 2017.
- Completed 29-of-43 passes (67.4 pct.) for 265 yards and 1 TD for a QB rating of 82.0.
- 4 carries for 8 yards (2.0 avg.) and 1 TD.

VS. DENVER (12/3): 0-for-1 passing.

- Made his Dolphins debut, relieving QB Jay Cutler on the team's final possession.

VS. BUFFALO (12/31): 29-of-42 passing (69.0 pct.) for 265 yards and 1 TD; 4 carries for 8 yards (2.0 avg.) and 1 TD.

- Entered the game on Miami's second possession and played the rest of the contest.
- Connected with WR Jarvis Landry for a 1-yard TD pass for the 1st TD pass of his career.
- Rushed for a 1-yard TD with 1:56 left in the game, the 1st rushing TD of his career.

2016 (CHICAGO/BALTIMORE):

- Played in 1 game for Chicago.
- Dressed but did not play in 5 games for Chicago.
- Completed 2-of-5 passes (40.0 pct.) for 22 yards.
- 1 rush for 0 yards.
- Signed by Chicago on Nov. 23.
- Spent the majority of the season on Baltimore's practice squad.
- Spent the offseason and training camp with Chicago before he was waived on Sept. 3.

AT MINNESOTA (1/1): 2-of-5 passing (40.0 pct.) for 22 yards; 1 rush for 0 yards.

- Made his NFL debut.

2015 (CHICAGO):

- Dressed but did not play in 7 games.
- Inactive for 3 games.
- Spent the rest of the season on Chicago's practice squad.

- Spent training camp and the offseason with Chicago.

2014 (CHICAGO):

- Dressed but did not play in 1 game.
- Inactive for 3 games.
- Spent the rest of the season on Chicago's practice squad.
- Spent training camp and the offseason with Chicago.

BEFORE THE NFL

COLLEGE (SAN JOSE STATE):

- 2-year starter (2012-13).
- Transferred from Monterey Peninsula College following his redshirt sophomore season (2011).
- Transferred from Nevada following his true freshman season (2009).

CAREER (AT SAN JOSE STATE): Started all 25 games; Completed 639-of-938 passes (68.1 pct.) for 8,382 yards, 66 TDs, 22 interceptions and a passer efficiency of 161.7; 90 carries for -132 yards (-1.5 avg.) and 2 TDs.

- Finished career holding 25 school records and sharing 3 others.
- Left school holding 2 Mountain West Conference records and sharing 1 other.
- Became 1st QB in school history to surpass 4,000 passing yards in consecutive seasons.

SENIOR (2013 AT SAN JOSE STATE): Started all 12 games; 312-of-487 passing (64.1 pct.) for 4,189 yards, 33 TDs and 13 interceptions for a passer efficiency of 153.4; 48 carries for 7 yards (0.2 avg.) and 2 TDs.

- Set 8 career, 6 season and 4 single-game school records during his senior season.
- Set a conference record for surpassing 300 passing yards in 5 straight games.
- 2nd-team All-MWC.

JUNIOR (2012 AT SAN JOSE STATE): Started all 13 games; 327-of-451 passing (72.5 pct.) for 4,193 yards, 33 TDs and 9 interceptions for a passer efficiency of 170.8; 42 carries for -139 yards (-3.3 avg.).

- Set 7 single-season school passing records.
- His 72.5 completion percentage led FBS.
- 2nd-team All-MWC.
- Honorable mention All-American.

CAREER (AT MONTEREY PENINSULA COLLEGE): Completed 61.8 pct. of his passes for 4,635 yards and 37 TDs.

SOPHOMORE (2011 AT MONTEREY PENINSULA COLLEGE):

- Led team to a 2011 Coast Conference co-championship and a berth in the Sierra Central Credit Union Bowl.
- Ranked among the state's top 10 in completions, completion percentage, passing yards, TD passes and passing efficiency.
- 1st-team All-Coast Conference.

REDSHIRT FRESHMAN (2010 AT MONTEREY PENINSULA COLLEGE):

- 1st-team All-Coast Conference.

TRUE FRESHMAN (2009 AT NEVADA):

- Redshirted.

HIGH SCHOOL (PALMA HS – SALINAS, CALIF.)

- Completed 220-of-319 passes (69.0 pct.) for 3,267 yards, 31 TDs and 6 interceptions during his final 2 seasons.

SENIOR (2008): 94 tackles and 8 interceptions; 34 receptions for 656 yards (19.3 avg.) and 8 TDs.

- Tri-County League Most Valuable Offensive Player.

- All-league honors.

JUNIOR (2007):

- All-league honors.

OFF THE FIELD**PERSONAL:**

- **PRONUNCIATION:** Last name rhymes with NAILS.
- **MAJOR:** Psychology.

DAVID FALES' NFL REGULAR SEASON STATS


YEAR	TEAM	GP	GS	ATT	CMP	PCT	YDS	Y/A	TD	INT	LG	SK/YDS	RATE
2016	CHICAGO	1	0	5	2	40.0	22	4.4	0	0	12	1/5	53.8
2017	MIAMI	2	0	43	29	67.4	265	6.2	1	1	26	1/8	82.0
NFL TOTALS		3	0	48	31	64.6	287	6.0	1	1	26	2/13	79.1

ADDITIONAL STATS

Rushing: (Chicago) 1 for 0 yards in 2016, (Miami) 4 for 8 yards and 1 TD in 2017 for total of 5 for 8 yards and 1 TD.

SINGLE-GAME CAREER HIGHS

Pass Attempts:	42	vs. Buffalo, 12/31/17
Completions:	29	vs. Buffalo, 12/31/17
Completion Pct.:	69.0	vs. Buffalo, 12/31/17
Passing Yards:	265	vs. Buffalo, 12/31/17
Passing TDs:	1	vs. Buffalo, 12/31/17
Rushes:	4	vs. Buffalo, 12/31/17
Rushing Yards:	8	vs. Buffalo, 12/31/17
Rushing TDs:	1	vs. Buffalo, 12/31/17



84

ISAIAH
FORD

WIDE RECEIVER // 6-2 // 189 // VIRGINIA TECH '17
 ACQUIRED: D7, '17
 HOMETOWN: JACKSONVILLE, FLA. // BORN: 2/9/96
 NFL: SECOND SEASON // DOLPHINS: SECOND SEASON

NFL CAREER**TRANSACTIONS:**

- 7th-round pick (237th overall) by Miami in the 2017 NFL draft.

2017 (MIAMI):

- Missed the entire season after being placed on injured reserve on Aug. 19.

BEFORE THE NFL**COLLEGE (VIRGINIA TECH):**

- 3-year starter (2014-16).

CAREER: Played in 40 games with 37 starts; 210 receptions for 2,967 yards (14.1 avg.) and 24 TDs.

- Left school as the only player in ACC history to hold sole possession of his school's career records for receptions, receiving yards and receiving TDs.

JUNIOR (2016): Started all 14 games; 79 receptions

for 1,094 yards (13.9 avg.) and 7 TDs; 6 carries for 33 yards (5.5 avg.).

- His 79 receptions were a single-season school record.
- Consensus 2nd-team All-ACC.

SOPHOMORE (2015): Played in all 13 games with 12 starts; 75 receptions for 1,164 yards (15.5 avg.) and 11 TDs; 7 carries for 51 yards (7.3 avg.).

- His 1,164 receiving yards and 11 TD receptions were single-season school records.
- 1st-team All-ACC.

TRUE FRESHMAN (2014): Played in all 13 games with 11 starts; 56 receptions for 709 yards (12.7 avg.) and 6 TDs; 4 carries for 0 yards.

- His 56 receptions and 709 receiving yards led the team.
- Honorable mention All-ACC.

HIGH SCHOOL (TRINITY CATHOLIC – JACKSONVILLE, FLA.)

- Also played basketball, averaging 37 points per


game as a senior and earning 1st-team All-First Coast honors.

- SENIOR (2013):** 717 receiving yards and 12 receiving TDs; 401 rushing yards and 4 rushing TDs; 1 TD pass.
- All-state.

OFF THE FIELD

PERSONAL:

- **MAJOR:** Human development.



57

TERENCE GARVIN

LINEBACKER // 6-3 // 242 // WEST VIRGINIA '13

ACQUIRED: UFA, '18 (SEA.)

HOMETOWN: BALTIMORE, MD. // BORN: 1/1/91

NFL: SIXTH SEASON // DOLPHINS: FIRST SEASON

NFL CAREER

TRANSACTIONS:

- Signed by Miami as an unrestricted free agent from Seattle on April 11, 2018.
- Signed by Seattle as an unrestricted free agent from Washington on March 24, 2017.
- Signed by Washington as an unrestricted free agent from Pittsburgh on March 18, 2016.
- Promoted from Pittsburgh's practice squad on Sept. 3, 2013.
- Signed to Pittsburgh's practice squad on Sept. 1, 2013.
- Waived by Pittsburgh on Aug. 31, 2013.
- Signed by Pittsburgh as an undrafted college free agent on May 6, 2013.

CAREER HIGHLIGHTS:

- Played in 74 career games with 4 starts.
- 27 tackles (17 solo), 1.5 sacks and 1 pass defended.
- 49 special teams tackles (37 solo) and 1 forced fumble.

2017 (SEATTLE):

- Played in 15 games with 3 starts.
- Inactive for 1 game.
- 17 tackles (9 solo), 1 sack and 1 pass defended.
- 8 special teams tackles (7 solo) and 1 forced fumble.

AT GREEN BAY (9/10):

- Started the season opener in his Seattle debut.
- Recorded the 1st full sack of his career when he brought down QB Aaron Rodgers for a loss of 6 yards in the 2nd quarter.

AT JACKSONVILLE (12/10):

- 2 solo special teams tackles and 1 forced fumble.
- Forced the 1st fumble of his career when he knocked the ball loose from RB Corey Grant on a kickoff return.

VS. L.A. RAMS (12/17):

9 tackles (6 solo) and 1 pass defended.

2016 (WASHINGTON):

- Played in all 16 games.
- 8 tackles (6 solo) and 0.5 sacks.
- 8 special teams tackles (4 solo).

AT BALTIMORE (10/9):

- 2 tackles (1 solo) and 0.5 sack.
- Teamed up with DE Trent Murphy to take down QB Joe Flacco for an 8-yard loss on a 3rd down in the 3rd quarter.

VS. GREEN BAY (11/20):

- 2 solo special teams tackles.

AT CHICAGO (12/24):

- 5 solo tackles.

2015 (PITTSBURGH):

- Played in 12 games.
- Inactive for 4 games.
- 9 special teams tackles (8 solo).

AT ST. LOUIS (9/27):

- 1 solo special teams tackle.

VS. ARIZONA (10/18):

- 2 solo special teams tackles.

VS. INDIANAPOLIS (12/6):

- 2 solo special teams tackles.

POSTSEASON:

AFC WILD CARD AT CINCINNATI (1/9):

- 1 assisted special teams tackle.

AFC DIVISIONAL AT DENVER (1/17):

- 1 assisted special teams tackle.

2014 (PITTSBURGH):

- Played in all 16 games.
- 15 special teams tackles (9 solo).

VS. BALTIMORE (11/2):

- 3 solo special teams tackles.

AT CINCINNATI (12/7):

- 2 special teams tackles (1 solo).

VS. CINCINNATI (12/28):

- 2 assisted special teams tackles.

POSTSEASON:

AFC WILD CARD VS. BALTIMORE (1/3):

- Played but did not record any stats.

2013 (PITTSBURGH):

- Played in 15 games with 1 start.

- Inactive for 1 game.
- 2 solo tackles.
- 9 solo special teams tackles.

VS. TENNESSEE (9/8): Played but did not record any stats.

- Made his NFL debut.

AT MINNESOTA (9/29): 2 solo special teams tackles.

AT GREEN BAY (12/22): 1 solo special teams tackle.

- Made his 1st NFL start.

BEFORE THE NFL

COLLEGE (WEST VIRGINIA):

- 4-year letterman (2009-12) and 3-year starter.

CAREER: Played in 47 games with 37 starts; 235 tackles (140 solo), 10.5 sacks, 3 interceptions, 14 passes defended, 3 forced fumbles and 2 fumble recoveries.

SENIOR (2012): Started all 13 games; 83 tackles (53 solo), 6 sacks, 1 interception, 5 passes defended, 2 forced fumbles and 1 fumble recovery.

JUNIOR (2011): Started 11 games; 72 tackles (43 solo), 3.5 sacks, 2 interceptions and 5 passes defended.

SOPHOMORE (2010): Started all 13 games; 76 tackles (41 solo), 1 sack, 4 passes defended, 1 forced fumble and 1 fumble recovery.

- 3rd-team All-Big East.

TRUE FRESHMAN (2009): Played in 10 games; 10 tackles (3 solo).

- Redshirted in 2010.

HIGH SCHOOL (LOYOLA BLAKEFIELD HS – BALTIMORE, MD.)

- Played defensive back and running back.

SENIOR (2008): 32 tackles and 2 interceptions.

OFF THE FIELD

COMMUNITY:

- Supports autism awareness by participating in a number of different events each year.
- Coaches his own 7-on-7 youth football team.

PERSONAL:

- Member of Omega Psi Phi fraternity.
- Enjoys bowling and playing chess in his spare time.
- **MAJOR:** Interdisciplinary studies.

TERENCE GARVIN'S NFL REGULAR SEASON STATS

YEAR	TEAM	GP	GS	TACKLES					INTERCEPTIONS					FUMBLES		
				TOT	SOLO	ASST	SK	YDS	INT	YDS	LG	TD	PD	FF	FR	
2013	PITTSBURGH	15	1	2	2	0	0.0	0.0	0	0	0	0	0	0	0	0
2014	PITTSBURGH	16	0	0	0	0	0.0	0.0	0	0	0	0	0	0	0	0
2015	PITTSBURGH	12	0	0	0	0	0.0	0.0	0	0	0	0	0	0	0	0
2016	WASHINGTON	16	0	8	6	2	0.5	4.0	0	0	0	0	0	0	0	0
2017	SEATTLE	15	3	17	9	8	1.0	6.0	0	0	0	0	1	1	1	0
NFL TOTALS		74	4	27	17	10	1.5	10.0	0	0	0	0	1	1	1	0

TERENCE GARVIN'S NFL PLAYOFF STATS

YEAR	TEAM	GP	GS	TACKLES					INTERCEPTIONS					FUMBLES		
				TOT	SOLO	ASST	SK	YDS	INT	YDS	LG	TD	PD	FF	FR	
2014	PITTSBURGH	1	0	0	0	0	0.0	0.0	0	0	0	0	0	0	0	0
2015	PITTSBURGH	2	0	0	0	0	0.0	0.0	0	0	0	0	0	0	0	0
NFL TOTALS		3	0	0	0	0	0.0	0.0	0	0	0	0	0	0	0	0

ADDITIONAL STATS

Special Teams Tackles: (Pittsburgh) 9 in 2013, 15 in 2014, 9 in 2015, (Washington) 8 in 2016, (Seattle) 8 in 2017 for total of 49 (P-2).

Miscellaneous Tackles: (Pittsburgh) 1 in 2014.

SINGLE-GAME CAREER HIGHS

Tackles:	9	vs. L.A. Rams, 12/17/17
Special Teams Tackles:	3	vs. Baltimore, 11/2/14
Tackles:		
Sacks:	1	at Green Bay, 9/10/17
Passes Defended:	1	vs. L.A. Rams, 12/17/17
Forced Fumbles:	1	at Jacksonville, 12/10/17

DOLPHINS NO. 1 OVERALL DRAFT PICKS

The Dolphins have had five former No. 1 overall picks play for the team, but only one was selected by the Dolphins. Former No. 1 picks to play for the Dolphins include wide receiver Irving Fryar (1984 by New England), defensive tackles Steve Emtman (1992 by Indianapolis), Dan Wilkinson (1994 by Cincinnati), defensive end Mario Williams (2006 by Houston) and tackle Jake Long (2008 by Miami). This does not include running back Jim Grawowski (drafted in the 1966 AFL draft by Miami), but signed instead with the NFL's Green Bay Packers or quarterback Bernie Kosar, who was selected as the first overall pick in the 1985 supplemental draft by the Cleveland Browns before joining the Dolphins later in his career.



56

DAVON GODCHAUX

DEFENSIVE TACKLE // 6-3 // 315 // LSU '17
 ACQUIRED: D5B, '17
 HOMETOWN: PLAQUEMINE, LA. // BORN: 11/11/94
 NFL: SECOND SEASON // DOLPHINS: SECOND SEASON

NFL CAREER

TRANSACTIONS:

- 5th-round pick (178th overall) by Miami in the 2017 NFL draft.

CAREER HIGHLIGHTS:

- Played in 15 career games with 5 starts.
- 40 tackles (26 solo), 1 pass defended and 1 forced fumble.
- His 40 tackles in 2017 were 3rd in the NFL among rookie defensive linemen that season:

2017 LEADING TACKLERS (ROOKIE DEFENSIVE LINEMEN)

PLAYER	TEAM	TOT	SOLO	ASST
1. Dalvin Tomlinson	N.Y. Giants	50	30	20
2. Solomon Thomas	SF	41	34	7
3. DAVON GODCHAUX	MIAMI	40	26	14
4. Larry Ogunjobi	Cleveland	32	17	15
5. Myles Garrett	Cleveland	31	19	12

2017 (MIAMI):

- Played in 15 games with 5 starts.
- Inactive for 1 game.
- 40 tackles (26 solo), 1 forced fumble and 1 pass defended.
- His 40 tackles were 3rd in the NFL among rookie defensive linemen that season.

AT L.A. CHARGERS (9/17): 2 tackles (1 solo).

- Made NFL debut.

VS. TENNESSEE (10/8): 2 solo tackles and 1 forced fumble.

- Forced a RB DeMarco Murray fumble that was recovered by S Reshad Jones at the Tennessee 42-yard line in the 1st quarter.

VS. OAKLAND (11/5): 5 tackles (4 solo) and 1 pass defended.

- Broke up a QB Derek Carr pass intended for RB Jalen Richard.

BEFORE THE NFL

COLLEGE (LSU):

- 3-year starter (2014-16).

CAREER: Played in 37 games with 34 starts; 145 tackles (51 solo), 12.5 sacks, 2 passes defended and 2 forced fumbles.

- Finished his career with 33 consecutive starts.

JUNIOR (2016): Started all 12 games; 62 tackles (24 solo), 6.5 sacks and 1 pass defended.

- His 6.5 sacks were 2nd on the team.

SOPHOMORE (2015): Started all 12 games; 41 tackles (12 solo), 6 sacks, 1 pass defended and 1 forced fumble.

- His 6 sacks were 2nd on the team.

TRUE FRESHMAN (2014): Played in all 13 games with 10 starts; 42 tackles (15 solo) and 1 forced fumble.

- Started the final 9 games of the season.

HIGH SCHOOL (PLAQUEMINE HS – PLAQUEMINE, LA.)

SENIOR (2013): Had season cut short due to injury.

JUNIOR (2012): 60 tackles, 4.5 sacks.

- 1st-team all-state.

OFF THE FIELD

COMMUNITY:

- Hosted a youth football camp in his hometown in 2018.
- Hosted the 2018 ChauxDown Cook-off to help raise funds for childhood obesity.

PERSONAL:

- His hometown of Plaquemine honored him in 2017 by making May 9th Davon Godchaux Day.
- **PRONUNCIATION:** Name is pronounced duh-VAHN GOD-chaw.
- **MAJOR:** Sports management.

DAVON GODCHAUX'S NFL REGULAR SEASON STATS

YEAR	TEAM	GP	GS	TACKLES					INTERCEPTIONS				FUMBLES		
				TOT	SOLO	ASST	SK	YDS	INT	YDS	LG	TD	PD	FF	FR
2017	MIAMI	15	5	40	26	14	0.0	0.0	0	0	0	0	1	1	0
NFL TOTALS		15	5	40	26	14	0.0	0.0	0	0	0	0	1	1	0

SINGLE-GAME CAREER HIGHS

Tackles: 5 3 times, last: at New England, 11/26/17

Passes Defended: 1 vs. Oakland, 11/5/17

Forced Fumbles: 1 vs. Tennessee, 10/8/17

21

FRANK GORE

RUNNING BACK // 5-9 // 212 // MIAMI (FL) '05
ACQUIRED: UFA, '18 (IND.)
HOMETOWN: CORAL GABLES, FLA. // BORN: 5/14/83
NFL: 14TH SEASON // DOLPHINS: FIRST SEASON

NFL CAREER

TRANSACTIONS:

- Signed by Miami as an unrestricted free agent from Indianapolis on March 22, 2018.
- Signed by Indianapolis as an unrestricted free agent from San Francisco on March 10, 2015.
- 3rd-round pick (65th overall) by San Francisco in the 2005 NFL draft.

CAREER HONORS:

- 2016 Art Rooney Sportsmanship Award (as voted on by NFL players).
- 2013 Pro Bowl selection.
- 2012 Pro Bowl selection.
- 2011 Pro Bowl selection.
- FedEx Ground NFL Player of the Week (at Detroit, 10/16/11).
- 2009 Pro Bowl selection.
- NFC Offensive Player of the Week (vs. Arizona, 12/14/09).
- NFC Offensive Player of the Week (vs. Seattle, 9/20/09).
- FedEx Ground NFL Player of the Week (vs. Seattle, 9/20/09).
- 2007 Garry Niver Award (voted on by the team's media and awarded for cooperation and professional style in helping the media do their jobs).
- NFC Offensive Player of the Week (at Arizona, 11/25/07).
- 2006 Pro Bowl selection.
- 2006 49ers Ed Block Courage Award.
- 2006 Bill Walsh Award co-recipient (voted on by the coaching staff as the team's MVP).
- NFC Offensive Player of the Week (vs. Seattle, 11/19/06).
- NFC Offensive Player of the Week (vs. Oakland, 10/8/06).

CAREER HIGHLIGHTS:

- Played in 196 career games with 182 starts.
- 3,226 carries for 14,026 yards (4.3 avg.) and 77 TDs
- 443 receptions for 3,672 yards (8.3 avg.) and 17 TDs.
- His 14,026 career rushing yards are 5th in NFL history:

NFL ALL-TIME LEADING RUSHERS					
PLAYER	YEARS	ATT	YDS	AVG	TDs
1. Emmitt Smith	1990-2004	4,409	18,355	4.2	164
2. Walter Payton	1975-87	3,838	16,726	4.4	110
3. Barry Sanders	1989-98	3,062	15,269	5.0	99
4. Curtis Martin	1995-2005	3,518	14,101	4.0	90
5. FRANK GORE	2005-17	3,226	14,026	4.4	77

- His 3,226 career carries are 5th in NFL history:

NFL ALL-TIME CARRIES LEADERS					
PLAYER	YEARS	ATT	YDS	AVG	TDs
1. Emmitt Smith	1990-2004	4,409	18,355	4.2	164
2. Walter Payton	1975-87	3,838	16,726	4.4	110
3. Curtis Martin	1995-2005	3,518	14,101	4.0	90
4. Jerome Bettis	1993-2005	3,479	13,662	3.9	91
5. FRANK GORE	2005-17	3,226	14,026	4.4	77

- His 17,698 career total yards from scrimmage are 7th in NFL history:

NFL ALL-TIME SCRIMMAGE YARDS LEADERS					
PLAYER	YEARS	RUSH YDS	REC YDS	SCRIM YDS	
1. Jerry Rice	1985-2004	645	22,895	23,540	
2. Emmitt Smith	1990-2004	18,355	3,224	21,579	
3. Walter Payton	1975-87	16,726	4,538	21,264	
4. Marshall Faulk	1994-2005	12,279	6,875	19,154	
5. L. Tomlinson	2001-11	13,684	4,772	18,456	
6. Barry Sanders	1989-98	15,269	2,921	18,190	
7. FRANK GORE	2005-17	14,026	3,672	17,698	

- His 77 career rushing TDs are tied for 22nd in NFL history.
- His 112 consecutive games played are the most by an active NFL running back and 3rd-most by an active offensive skill position player (WR Eric Weems and TE Jason Witten):

MOST CONSECUTIVE GAMES PLAYED (ACTIVE NFL RUNNING BACKS)

PLAYER	TEAM	CONS. GP
1. FRANK GORE	SF/IND.	112
2. Isaiah Crowell	Cleveland	64
3. Duke Johnson	Cleveland	48

- His 108 consecutive starts are the most by an active NFL running back and 2nd-most by an active offensive skill position player (TE Jason Witten):

MOST CONSECUTIVE GAMES STARTED (ACTIVE NFL RUNNING BACKS)

PLAYER	TEAM	CONS. GS
1. FRANK GORE	SF/IND.	108
2. Isaiah Crowell	Cleveland	33
3. Jordan Howard	Chicago	29
4. LeSean McCoy	Buffalo	24

- Is the 1st running back to start 100+ consecutive games since RB Curtis Martin started 119 straight games from 1998-2005.
- His 196 career games played are 10th in NFL history among running backs:

MOST NFL GAMES PLAYED (RUNNING BACKS)

PLAYER	YEARS	GP
1. Lorenzo Neal	1993-2008	239
2. Tony Richardson	1995-2010	234
3. Emmitt Smith	1990-2004	226
4. Brian Mitchell	1990-2003	223
5. Marcus Allen	1982-97	222
6. Earnest Byner	1984-97	211
7. Mack Strong	1994-2007	201
8. Mosi Tatupu	1978-91	199
9. Larry Centers	1990-2003	198
10. FRANK GORE	2005-17	196

- Has played in 196 of a possible 208 games since entering the NFL in 2005.
- His 2,953 rushing yards since 2015 ranks 5th in the NFL during that span:

NFL LEADING RUSHERS (SINCE 2015)

PLAYER	TEAM(S)	ATT	YDS	AVG	TDs
1. LeSean McCoy	Buf.	724	3,300	4.6	22
2. Todd Gurley	STL/LAR	786	3,296	4.2	29
3. Le'Veon Bell	Pit.	695	3,115	4.5	19
4. Devonta Freeman	Atl.	688	3,000	4.4	29
5. FRANK GORE	IND.	782	2,953	3.8	13

- Has 43 career 100-yard rushing games.
- Has 343 career runs of 10+ yards, which is the 3rd-most in the NFL since records were kept beginning in 1994 (RB Emmitt Smith, 437; RB Barry Sanders, 363).
- Has 7 TDs of 50+ yards or more in his career.
- Is 1 of 6 players in NFL history to total 75+ career rushing TDs and 15+ career receiving TDs.
- Is the only running back in the NFL to rush for 900+ yards in each of the past 3 seasons (2015-17).

- Is 1 of just 5 NFL players to record 9+ seasons with 1,000+ rushing yards, joining Pro Football Hall of Famers Emmitt Smith (11), Curtis Martin (10), Walter Payton (10) and Barry Sanders (10).
- Has rushed for 500+ yards in all 13 of his NFL seasons, tying RB Emmitt Smith and RB Walter Payton for the longest streak in league history.
- Holds the NFL record with 12 straight seasons of 1,200+ yards from scrimmage.
- His 12 consecutive seasons of 1,000+ yards from scrimmage is just 1 shy of the NFL record held by RB Emmitt Smith (13).
- Holds several 49ers all-time rushing records:

49ERS ALL-TIME RUSHING LEADERS

PLAYER	YEARS	ATT	YDS	AVG	TDs
1. FRANK GORE	2005-14	2,442	11,073	4.5	64
2. Joe Perry	1950-63	1,475	7,344	5.0	50
3. Roger Craig	1983-90	1,686	7,064	4.2	50
4. Ken Willard	1965-73	1,582	5,930	3.8	45
5. Garrison Hearst	1997-2003	1,189	5,535	4.7	26

49ERS ALL-TIME CARRIES LEADERS

PLAYER	YEARS	ATT	YDS	AVG	TDs
1. FRANK GORE	2005-14	2,442	11,073	4.5	64
2. Roger Craig	1983-90	1,686	7,064	4.2	50
3. Ken Willard	1965-73	1,582	5,930	3.8	45
4. Joe Perry	1950-63	1,475	7,344	5.0	50
5. Garrison Hearst	1997-2003	1,189	5,535	4.7	26

49ERS ALL-TIME RUSHING TOUCHDOWN LEADERS

PLAYER	YEARS	ATT	YDS	AVG	TDs
1. FRANK GORE	2005-14	2,442	11,073	4.5	64
2. Joe Perry	1950-63	1,475	7,344	5.0	50
Roger Craig	1983-90	1,686	7,064	4.2	50
4. Ken Willard	1965-73	1,582	5,930	3.8	45
5. J.D. Smith	1956-64	1,007	4,370	4.3	37
Steve Young	1987-99	608	3,581	5.9	37

- His 13,956 yards from scrimmage during his tenure with San Francisco is 2nd in team history behind only Pro Football Hall of Fame WR Jerry Rice (19,872).
- His 7 seasons of 1,000+ rushing yards with the 49ers are the most in team history.
- His 83 total TDs (70 rushing, 12 receiving and 1 fumble return) with San Francisco are the 3rd-most in team history.
- His 342 receptions and 2,883 receiving yards in San Francisco are 2nd-most in franchise history by a running back:

49ERS ALL-TIME RECEIVING LEADERS (RUNNING BACKS)

PLAYER	YEARS	REC	YDS	AVG	TDs
1. Roger Craig	1983-90	508	4,442	8.7	16
2. FRANK GORE	2005-14	342	2,883	8.4	11
3. Hugh McElhenry	1952-60	195	2,666	13.7	15
4. Tom Rathman	1986-93	294	2,490	8.5	8
5. Ken Willard	1965-73	273	2,156	7.9	16

49ERS ALL-TIME RECEPTIONS LEADERS (RUNNING BACKS)

PLAYER	YEARS	REC	YDS	AVG	TDs
1. Roger Craig	1983-90	508	4,442	8.7	16
2. FRANK GORE	2005-14	342	2,883	8.4	11
3. Tom Rathman	1986-93	294	2,490	8.5	8
4. Ken Willard	1965-73	273	2,156	7.9	16
5. Earl Cooper	1980-85	213	1,908	9.0	12

- Has the most 100-yard rushing games (39) and 150-yard rushing games (7) in 49ers history.
- Has the most consecutive 100-yard rushing games (5) in San Francisco history.
- His 2,784 career offensive touches are the most in 49ers history:

49ERS ALL-TIME TOUCHES LEADERS				
PLAYER	YEARS	ATT	REC	TCHS
1. FRANK GORE	2005-14	2,442	342	2,784
2. Roger Craig	1983-90	1,686	508	2,194
3. Ken Willard	1965-73	1,582	273	1,855
4. Joe Perry	1950-63	1,475	185	1,660
5. Jerry Rice	1985-2000	84	1,281	1,365

- Became 1st player in 49ers history to post 4 straight 1,000-yard seasons (2006-09 and 2011-14).
- His 36 carries on Dec. 10, 2017 at Buffalo were the most in a single game by an NFL player 34+ years of age.
- Rushed for 1,025 yards in 2016 and became 1 of just 4 NFL players and the first since RB John Riggins in 1984 to rush for 1,000+ yards at age 33-or-older.
- In 2014, he became the 29th player in NFL history to top 10,000 career rushing yards.
- Tied San Francisco's single-season rushing TDs record with 10 in 2009.
- His 78 points in 2009 were tied for 2nd in the NFC and tied for 8th in the NFL among non-kickers.
- Holds several 49ers single-season records after his record-breaking 2006 campaign:

49ERS SINGLE-SEASON RUSHING LEADERS					
PLAYER	YEAR	ATT	YDS	AVG	TDs
1. FRANK GORE	2006	312	1,695	5.4	8
2. Garrison Hearst	1998	310	1,570	5.1	7
3. Roger Craig	1988	310	1,502	4.9	9
4. Wendell Tyler	1984	246	1,262	5.1	7
5. Charlie Garner	1999	241	1,229	5.1	4

49ERS SINGLE-SEASON CARRIES LEADERS					
PLAYER	YEAR	ATT	YDS	AVG	TDs
1. FRANK GORE	2006	312	1,695	5.4	8
2. Roger Craig	1988	310	1,502	4.9	9
Garrison Hearst	1998	310	1,570	5.1	7
4. FRANK GORE	2011	282	1,211	4.3	8
5. FRANK GORE	2013	276	1,128	4.1	9

- His 212 rushing yards vs. Seattle on Nov. 19, 2006 is a 49ers single-game record:

49ERS SINGLE-GAME RUSHING LEADERS					
PLAYER	OPP	DATE	ATT	YDS	AVG
1. FRANK GORE	SEA.	11/19/06	24	212	8.8
2. FRANK GORE	SEA.	9/20/09	16	207	12.9
3. Charlie Garner	Dal.	9/24/00	36	201	5.6
4. Garrison Hearst	Det.	12/14/98	24	198	8.3
5. Delvin Williams	STL	10/31/76	34	194	5.7

2017 (INDIANAPOLIS):

- Started all 16 games.
- 261 carries for 961 yards (3.7 avg.) and 3 TDs; 29 receptions for 245 yards (8.4 avg.) and 1 TD.
- Extended his NFL record with 12 straight seasons of 1,200+ yards from scrimmage.
- Tied for 10th in the NFL with 49 carries that resulted in 1st downs.

VS. ARIZONA (9/17): 14 carries for 46 yards (3.3 avg.) and 1 TD;

- Scored on a 5-yard carry on the team's 1st offensive possession.
- The TD made him the 6th player in NFL history to total 75+ career rushing TDs and 15+ career receiving TDs.

AT CINCINNATI (10/29): 16 carries for 82 yards (5.1 avg.); 4 receptions for 19 yards (4.8 avg.).

- Became the 1st running back since Curtis Martin (1998-2005) to start 100+ straight games.

AT BUFFALO (12/10): 36 carries for 130 yards (3.6 avg.); 1 reception for 10 yards.

- His 36 carries set an NFL record for the most in a single game by a player aged 34+.
- It was tied for the 3rd-most carries in a single game in Colts history.
- His 130 rushing yards were the most by a Colts running back since 2011 (RB Donald Brown).

2016 (INDIANAPOLIS):

- Started all 16 games.
- 263 carries for 1,025 yards (3.9 avg.) and 4 TDs; 38 receptions for 277 yards (7.3 avg.) and 4 TDs.
- Became the 1st running back aged 33+ to rush for 1,000 yards in a season since 1984 (RB John Riggins).
- Set an NFL record with his 11th consecutive season of 1,200+ scrimmage yards.
- Became the 5th player in NFL history to rush for 1,000+ yards in 9 different seasons.
- Was Indianapolis' 1st 1,000-yard rusher since 2007 (RB Joseph Addai) and the team's 8th different 1,000-yard rusher in team history.

AT HOUSTON (10/16): 22 carries for 106 yards (4.8 avg.); 1 reception for 2 yards.

- Registered the team's 1st 100-yard rushing performance in 55 regular-season games.

AT GREEN BAY (11/6): 19 carries for 60 yards (3.2 avg.) and 2 TDs; 2 receptions for 11 yards (5.5 avg.).

- Caught the 400th pass of his career and joined RBs Walter Payton, Emmitt Smith, Curtis Martin and LaDainian Tomlinson as the only NFL players with 12,500+ rushing yards and 400+ receptions.

AT MINNESOTA (12/18): 26 carries for 101 yards (3.9 avg.); 4 receptions for 14 yards (3.5 avg.).

- Became the 1st Colts running back since 2007 (RB Joseph Addai) to post 2 100-yard performances in the same season.

HONORS:

- Art Rooney Sportsmanship Award winner (as voted on by NFL players).

2015 (INDIANAPOLIS):

- Started all 16 games.
- 260 carries for 967 yards (3.7 avg.) and 6 TDs; 34 receptions for 267 yards (7.9 avg.) and 1 TD.
- His 967 rushing yards were the most by a Colts running back since 2007 (RB Joseph Addai).

AT TENNESSEE (9/27): 14 carries for 86 yards (6.1 avg.) and 2 TDs; 1 reception for 8 yards.

- Scored his 1st Colts TD with a 1-yard run in the 1st quarter.
- Scored the game-winning TD on a 6-yard carry with 2:51 left in the game.

AT HOUSTON (10/8): 22 carries for 98 yards (4.5 avg.) and 1 TD.

- Rushed for a 3-yard TD in the 1st quarter.

AT MIAMI (12/27): 15 carries for 85 yards (5.7 avg.) and 2 TDs; 2 receptions for 10 yards (5.0 avg.).

- Scored on a 37-yard TD run in the 1st quarter.
- Added an 11-yard TD run in the 2nd quarter.

2014 (SAN FRANCISCO):

- Started all 16 games.
- 255 carries for 1,106 yards (4.3 avg.) and 4 TDs; 11 receptions for 111 yards (10.1 avg.) and 1 TD.
- Became the 29th player in NFL history to top 10,000 career rushing yards.

AT DALLAS (9/7): 16 carries for 66 yards (4.1 avg.).

- Surpassed 10,000 career rushing yards.

VS. PHILADELPHIA (9/28): 22 carries for 98 yards (4.5 avg.) and 1 TD; 1 reception for 55 yards and 1 TD.

- Scored on a 55-yard TD reception from QB Colin Kaepernick, marking the longest reception by a 49ers running back since 2010 (Brian Westbrook).

VS. SAN DIEGO (12/20): 26 carries for 158 yards (6.1 avg.) and 1 TD.

- Scored on a 52-yard TD run on the opening possession, which was his longest TD run since 2009.
- Became the 1st player in the NFL that season to score on both a 50-yard run and a 50-yard reception.
- Joined Kaepernick as the 1st 49ers teammates to each rush for 100 yards in the same game since 1977 (RB Wilbur Jackson and RB Delvin Williams).
- Joined Kaepernick as the 4th pair of teammates to rush for 150+ yards each in NFL history and 1st since 1976.

2013 (SAN FRANCISCO):

- Started all 16 games.
- 276 carries for 1,128 yards (4.1 avg.); 16 receptions for 141 yards (8.8 avg.).
- His 276 carries were 5th in 49ers history.

VS. GREEN BAY (9/8): 21 carries for 44 yards (2.1 avg.) and 1 TD; 2 receptions for 21 yards (10.5 avg.).

- Moved past RB Roger Craig (11,506 yards) and into 2nd place in 49ers history in career scrimmage yards.

AT ST. LOUIS (9/26): 20 carries for 153 yards (7.7 avg.) and 1 TD.

AT JACKSONVILLE (10/27): 19 carries for 71 yards (3.7 avg.) and 2 TDs; 1 reception for 6 yards.

- Joined QB Colin Kaepernick as the 1st 49ers quarterback and running back duo to rush for two TDs each in the same game since 1961 (QB Billy Kilmer and RB J.D. Smith).
- It was the 1st time in the NFL since 2003 (QB Doug Flutie and RB LaDainian Tomlinson) that a quarterback and running back tandem each rushed for 2+ TDs in the same game.

POSTSEASON:

NFC WILD CARD AT GREEN BAY (1/5): 20 carries for 66 yards (3.3 avg.) and 1 TD; 1 reception for 11 yards.

- His 10-yard TD run in the 2nd quarter was the 5th postseason rushing score of his career.

NFC DIVISIONAL AT CAROLINA (1/12): 17 carries for 84 yards (4.9 avg.); 1 reception for 8 yards.

NFC CHAMPIONSHIP AT SEATTLE (1/19): 11 carries for 14 yards (1.3 avg.); 1 reception for 17 yards.

PRO BOWL:

- Selected to the Pro Bowl for the 5th time in his career but did not participate because his team was deep in the playoffs.

2012 (SAN FRANCISCO):

- Started all 16 games.
- 258 carries for 1,214 yards (4.7 avg.) and 8 TDs; 28 receptions for 234 yards (8.4 avg.) and 1 TD.
- His 4.7 yards per carry average was 6th in the NFL.
- His 1,214 rushing yards were 5th in the NFC and 10th in the NFL.
- Led the NFL with 319 rushing yards and 4 rushing TDs in the postseason.

AT GREEN BAY (9/9): 16 carries for 112 yards (7.0 avg.) and 1 TD.

- His 23-yard TD run in the 4th quarter gave San Francisco a 2-score lead.

VS. SEATTLE (10/18): 16 carries for 131 yards (8.2 avg.).

VS. MIAMI (12/9): 12 carries for 63 yards (5.3 avg.) and 1 TD.

- Scored his 50th career rushing TD and 60th total TD.

POSTSEASON:

NFC DIVISIONAL VS. GREEN BAY (1/12): 23 carries for 119 yards (5.2 avg.) and 1 TD; 2 receptions for 48 yards (24.0 avg.).

- Marked his 1st 100-yard postseason performance.

NFC CHAMPIONSHIP AT ATLANTA (1/20): 21 carries for 90 yards (4.3 avg.) and 2 TDs.

- Scored the game-winning TD on a 9-yard carry with 8:23 remaining.
- Marked his 1st multi-TD performance in the postseason.

SUPER BOWL XLVII VS. BALTIMORE (2/3): 19 carries for 110 yards (5.8 avg.) and 1 TD.

- His 110 rushing yards set a franchise Super Bowl record.
- Scored on a 6-yard TD run in the 3rd quarter, his 4th TD of the postseason.

PRO BOWL:

- Selected to the Pro Bowl for the 4th time in his career but did not participate because his team was deep in the playoffs.

2011 (SAN FRANCISCO):

- Played in all 16 games with 15 starts.
- 282 carries for 1,211 yards (4.3 avg.) and 8 TDs; 17 receptions for 114 yards (6.7 avg.).
- Became San Francisco's all-time leading rusher.
- Rushed for 100 yards in 5 consecutive games from Oct. 12 to Nov. 6.
- His 282 carries were 4th-most in 49ers history.

AT PHILADELPHIA (10/2): 15 carries for 127 yards (8.5 avg.) and 1 TD; 2 receptions for 12 yards (6.0 avg.).

- Marked his 25th career 100-yard effort.
- Rushed for a 12-yard TD with 3:00 left to win the game.

AT DETROIT (10/16): 15 carries for 141 yards (9.4 avg.) and 1 TD; 2 receptions for 5 yards (2.5 avg.).

VS. ST. LOUIS (12/4): 21 carries for 73 yards (3.5 avg.).

- Broke the franchise's all-time record for most career rushing yards, surpassing FB Joe Perry (7,344).

POSTSEASON:

NFC DIVISIONAL VS. NEW ORLEANS (1/14): 13 carries for 89 yards (6.8 avg.); 7 receptions for 38 yards (5.4 avg.).

- Made his 1st postseason appearance.

NFC CHAMPIONSHIP VS. N.Y. GIANTS (1/22): 16 carries for 74 yards (4.6 avg.); 6 receptions for 45 yards (7.5 avg.).

PRO BOWL:

- Selected to the Pro Bowl for the 3rd time in his career but did not participate because his team was in the playoffs.

HONORS:

- FedEx Ground NFL Player of the Week (at Detroit, 10/16).

2010 (SAN FRANCISCO):

- Started 11 games.
- Missed the rest of the season after being placed on injured reserve on Nov. 30.
- 203 carries for 853 yards (4.2 avg.) and 3 TDs; 46 carries for 452 yards (9.8 avg.) and 2 TDs.

VS. NEW ORLEANS (9/20): 20 carries for 112 yards (5.6 avg.) and 1 TD; 7 receptions for 56 yards (8.0 avg.) and 1 TD.

- Set a 49ers record with his 21st 100-yard game.
- Marked the 2nd time in his career he posted a rushing and receiving TD in the same game.

AT KANSAS CITY (9/26): 15 carries for 43 yards (2.9 avg.); 9 receptions for 102 yards (11.3 avg.).

- It was the 1st 100-yard receiving game of his career and the 1st by a 49ers running back since 2001 (RB Garrison Hearst).

VS. OAKLAND (10/17): 25 carries for 149 yards (6.0 avg.).

2009 (SAN FRANCISCO):

- Started 14 games.
- Inactive for 2 games.
- 229 carries for 1,120 yards (4.9 avg.) and 10 TDs; 52 receptions for 406 yards (7.8 avg.) and 3 TDs.
- Became 1st player in 49ers history to post 4 straight 1,000-yard seasons.
- Tied the team's single-season record with 10 rushing TDs.
- His 78 points were tied for 2nd in the NFC and tied for 8th in the NFL among non-kickers.
- His 1,120 rushing yards were 5th in the NFC and tied for 11th in the NFL.

VS. SEATTLE (9/20): 16 carries for 207 yards (12.9 avg.) and 2 TDs; 5 receptions for 39 yards (7.8 avg.).

- Scored on rushing TDs of 79 and 80 yards.
- Became the 2nd NFL player (RB Barry Sanders) to score on 2 runs of 75+ yards in the same game.

- It was just the 3rd 200-yard rushing performance in 49ers history.

VS. JACKSONVILLE (11/29): 16 carries for 33 yards (2.1 avg.); 7 receptions for 14 yards (2.0 avg.) and 1 TD.

- Scored a TD in his 5th straight game.
- Became the first 49ers player since 2001 (WR Terrell Owens) to record TDs in 5 consecutive contests.

VS. ARIZONA (12/14): 25 carries for 167 yards (6.7 avg.) and 1 TD; 2 receptions for 10 yards (5.0 avg.).

- Totaled 104 yards rushing in the 1st half.

PRO BOWL:

- Selected to the NFC Pro Bowl team for the 2nd time in his career.

HONORS:

- NFC Offensive Player of the Week (vs. Seattle, 9/20).
- FedEx Ground NFL Player of the Week (vs. Seattle, 9/20).
- NFC Offensive Player of the Week (vs. Arizona, 12/14).

2008 (SAN FRANCISCO):

- Started 14 games.
- Inactive for 2 games.
- 240 carries for 1,036 yards (4.3 avg.) and 6 TDs; 43 receptions for 373 yards (8.7 avg.) and 2 TDs.
- Became 1st player in 49ers history to record 3 consecutive 1,000-yard rushing seasons.

VS. ARIZONA (9/7): 14 carries for 96 yards (6.9 avg.) and 1 TD; 4 receptions for 55 yards (13.8 avg.).

VS. DETROIT (9/21): 27 carries for 130 yards (4.8 avg.) and 1 TD; 4 receptions for 32 yards (8.0 avg.).

VS. ST. LOUIS (11/16): 18 carries for 106 yards (5.9 avg.) and 2 TDs; 2 receptions for 8 yards (4.0 avg.).

- Scored 2 1st-half rushing TDs.
- Marked his 15th career 100-yard rushing game.

2007 (SAN FRANCISCO):

- Started 15 games.
- Inactive for 1 game.
- 260 carries for 1,102 yards (4.2 avg.) and 5 TDs; 53 receptions for 436 yards (8.2 avg.) and 1 TD.
- Finished 6th in the NFL with 1,533 combined yards (1,102 rushing and 436 receiving).

AT ST. LOUIS (9/16): 20 carries for 81 yards (4.1 avg.) and 2 TDs; 2 receptions for 4 yards (2.0 avg.).

- Scored on a 43-yard rush on a 4th-and-1 snap in the 3rd quarter.

AT ARIZONA (11/25): 21 carries for 116 yards (5.5 avg.) and 2 TDs; 11 receptions for 98 yards (8.9 avg.).

- His 11 receptions were 2nd-most in team history by a running back.

VS. CINCINNATI (12/15): 29 carries for 138 yards (4.8 avg.); 1 reception for 9 yards.

HONORS:

- Garry Niver Award (voted on by the team's media and awarded for cooperation and professional style in helping the media do their jobs).
- NFC Offensive Player of the Week (at Arizona, 11/25).

2006 (SAN FRANCISCO):

- Started 16 games.
- 312 carries for 1,695 yards (5.4 avg.) and 8 TDs; 61 receptions for 485 yards (8.0 avg.) and 1 TD.
- His 312 carries and 1,695 rushing yards were both franchise records.
- His 61 receptions led the team.
- Set a franchise record with 2,180 yards from scrimmage, which ranked 4th in the NFL and 2nd in the NFC that season.
- Was 3rd in the NFL and led the NFC with 1,695 rushing yards.
- Set a team record with 9 100-yard performances during the season.

VS. OAKLAND (10/8): 27 carries for 134 yards (5.0 avg.); 3 receptions for 38 yards (12.7 avg.).

AT DETROIT (11/12): 22 carries for 159 yards (7.2 avg.) and 1 TD; 2 receptions for 14 yards (7.0 avg.).

- Set a franchise record with 148 rushing yards in the 1st half.

VS. SEATTLE (11/19): 24 carries for 212 yards (8.8 avg.); 4 receptions for 26 yards (6.5 avg.).

- Set a franchise record with 212 rushing yards in a game.
- It was the 2nd 200-yard rushing performance in team history and the 1st of his career.

PRO BOWL:

- Selected to start for the NFC team in his 1st career Pro Bowl.

HONORS:

- 49ers Ed Block Courage Award.
- Co-recipient of the Bill Walsh Award (voted on by the coaching staff as the team's MVP).
- NFC Offensive Player of the Week (vs. Seattle, 11/19).
- NFC Offensive Player of the Week (vs. Oakland, 10/8).

2005 (SAN FRANCISCO):

- Played in 14 games with 1 start.
- Inactive for 2 games.
- 127 carries for 608 yards (4.8 avg.) and 3 TDs; 15 receptions for 131 yards (8.7 avg.).
- His 608 rushing yards led the team despite starting just 1 game.
- Became the 1st 49ers rookie to lead the team in rushing since 1990 (RB Dexter Carter) and the 608 rushing yards were the most by a 49ers rookie since 1983 (RB Roger Craig).

AT WASHINGTON (10/23): 9 carries for 89 yards (9.9 avg.) and 1 TD.

- Scored on a 72-yard carry in the 4th quarter for his 1st career TD.

AT JACKSONVILLE (12/18): 19 carries for 79 yards (4.2 avg.); 3 receptions for 57 yards (19.0 avg.).

- Made his 1st career start.

VS. HOUSTON (1/1): 25 carries for 108 yards (4.3 avg.); 2 receptions for 13 yards (6.5 avg.).

- It was his 1st career 100-yard rushing game.

BEFORE THE NFL

COLLEGE (MIAMI):

- 3-year letterman (2001-02; 2004) and 1-year starter.

CAREER: Played in 28 games with 16 starts; 348 carries for 1,975 yards (5.7 avg.) and 17 TDs; 23 receptions for 225 yards (9.8 avg.); 2 kickoff returns for 48 yards (24.0 avg.).

JUNIOR (2004): Played in all 12 games with 11 starts; 197 carries for 945 yards (4.8 avg.) and 8 TDs; 10 receptions for 106 yards (10.6 avg.).

- His 945 rushing yards were 4th in the ACC.
- Set career highs in rushing yards (945), carries (197) and TDs (8).

REDSHIRT SOPHOMORE (2003): Started 5 games; 89 carries for 468 yards (5.3 avg.) and 4 TDs; 12 receptions for 105 yards (8.8 avg.).

- Became the school's 1st running back to rush for 100+ yards in each of the team's 1st 3 games.

SOPHOMORE (2002): Missed the entire season due to injury and earned a medical redshirt.

TRUE FRESHMAN (2001): Played in 11 games; 62 carries for 562 yards (9.1 avg.) and 5 TDs; 1 reception for 14 yards; 2 kickoff returns for 48 yards (24.0 avg.).

- His 562 rushing yards were the 3rd-most by a freshman and 2nd-most by a true freshman in school history.
- Helped his team win the BCS National Championship.
- Freshman All-American.

HIGH SCHOOL (CORAL GABLES HS – CORAL GABLES, FLA.)

SENIOR (2000): 2,953 rushing yards and 34 TDs.

- His 2,953 rushing yards and 34 TDs were both Miami-Dade county records.
- All-American.

JUNIOR (1999): 1,559 rushing yards and 28 TDs; 301 receiving yards and 4 TDs.

OFF THE FIELD

PERSONAL:

- Received a key to the City of Miami in 2018.
- Inducted into the University of Miami Sports Hall of Fame in 2018.
- **MAJOR:** Business management and organization.

FRANK GORE'S NFL REGULAR SEASON STATS

YEAR	TEAM	GP		RUSHING					RECEIVING				
		GS	ATT	YDS	AVG	LG	TD	REC	YDS	AVG	LG	TD	
2005	SAN FRANCISCO	14	1	127	608	4.8	72t	3	15	131	8.7	47	0
2006	SAN FRANCISCO	16	16	312	1695	5.4	72	8	61	485	8.0	39	1
2007	SAN FRANCISCO	15	15	260	1102	4.2	43t	5	53	436	8.2	23t	1
2008	SAN FRANCISCO	14	14	240	1036	4.3	41t	6	43	373	8.7	26	2
2009	SAN FRANCISCO	14	14	229	1120	4.9	80t	10	52	406	7.8	48	3
2010	SAN FRANCISCO	11	11	203	853	4.2	64	3	46	452	9.8	41	2
2011	SAN FRANCISCO	16	15	282	1211	4.3	55	8	17	114	6.7	13	0
2012	SAN FRANCISCO	16	16	258	1214	4.7	37	8	28	234	8.4	26	1
2013	SAN FRANCISCO	16	16	276	1128	4.1	51	9	16	141	8.8	29	0
2014	SAN FRANCISCO	16	16	255	1106	4.3	52t	4	11	111	10.1	55t	1
2015	INDIANAPOLIS	16	16	260	967	3.7	37t	6	34	267	7.9	34	1
2016	INDIANAPOLIS	16	16	263	1025	3.9	22	4	38	277	7.3	49	4
2017	INDIANAPOLIS	16	16	261	961	3.7	21	3	29	245	8.4	26	1
NFL TOTALS		196	182	3226	14026	4.3	80t	77	443	3672	8.3	55t	17

FRANK GORE'S NFL PLAYOFF STATS

YEAR	TEAM	GP		RUSHING					RECEIVING				
		GS	ATT	YDS	AVG	LG	TD	REC	YDS	AVG	LG	TD	
2011	SAN FRANCISCO	2	2	29	163	5.6	42	0	13	83	6.4	24	0
2012	SAN FRANCISCO	3	3	63	319	5.1	33	4	2	48	24.0	45	0
2013	SAN FRANCISCO	3	3	48	164	3.4	39t	1	3	36	12.0	17	0
PLAYOFF TOTALS		8	8	140	646	4.6	42	5	18	167	9.3	45	0

ADDITIONAL STATS

Miscellaneous Tackles: (San Francisco) 1 in 2005, 2 in 2006, 3 in 2007, 2 in 2008, 2 in 2010, 1 in 2011, (Indianapolis) 2 in 2016 for total of 14.

SINGLE-GAME CAREER HIGHS

Rushes: 36 at Buffalo, 12/10/17
Rushing Yards: 212 vs. Seattle, 11/19/06
Longest Rush: 80t vs. Seattle, 9/20/09
Rushing TDs: 2 14 times, last: at Green Bay, 11/6/16
Receptions: 11 at Arizona, 11/25/07
Receiving Yards: 102 at Kansas City, 9/26/10
Longest Reception: 55t vs. Philadelphia, 9/8/14
Receiving TDs: 1 17 times, last: at Baltimore, 12/23/17

100-YARD RUSHING GAMES (45)

DATE	OPPONENT	ATT	YDS	AVG	LG	TD
1/1/06	HOUSTON	25	108	4.3	28	0
9/17/06	ST. LOUIS	29	127	4.4	32t	1
10/8/06	OAKLAND	27	134	5.0	26	0
10/29/06	at Chicago	12	111	9.3	53	0
11/12/06	at Detroit	22	159	7.2	61t	1
11/19/06	SEATTLE	24	212	8.8	51	0
11/26/06	at St. Louis	21	134	6.4	18	1
12/10/06	GREEN BAY	18	130	7.2	72	1
12/14/06	at Seattle	29	144	5.0	40	0
12/31/06	at Denver	31	153	4.9	24	0
11/25/07	at Arizona	21	116	5.5	35t	2
12/15/07	CINCINNATI	29	138	4.8	20	0
9/21/08	DETROIT	27	130	4.8	33	1
10/12/08	PHILADELPHIA	19	101	5.3	25	1
11/16/08	ST. LOUIS	18	106	5.9	37	2
9/20/09	SEATTLE	16	207	12.9	80t	2
11/12/09	CHICAGO	25	104	4.2	25	1
12/14/09	ARIZONA	25	167	6.7	36	1
12/20/09	at Philadelphia	16	107	6.7	37	0
1/3/10	at St. Louis	23	107	4.7	34	2
9/20/10	NEW ORLEANS	20	112	5.6	20	1
10/17/10	OAKLAND	25	149	6.0	64	0
10/24/10	at Carolina	19	102	5.4	20	0
10/31/10	DENVER	29	118	4.1	21	1
10/2/11	at Philadelphia	15	127	8.5	40	1
10/9/11	TAMPA BAY	20	125	6.3	21	1
10/16/11	at Detroit	15	141	9.4	55	1
10/30/11	CLEVELAND	31	134	4.3	26	1
11/6/11	at Washington	19	107	5.6	27	0
9/9/12	at Green Bay	16	112	7.0	23t	1
10/7/12	BUFFALO	14	106	7.6	31	1
10/18/12	SEATTLE	16	131	8.2	37	0
9/26/13	at St. Louis	20	153	7.7	34t	1
10/13/13	ARIZONA	25	101	4.0	32	0
12/8/13	SEATTLE	17	110	6.5	51	0
1/12/13	GREEN BAY*	23	119	5.2	26	1
2/3/13	vs. Baltimore**	19	110	5.8	33	1
9/28/14	PHILADELPHIA	24	119	5.0	28	0
10/5/14	KANSAS CITY	18	107	5.9	14	0
12/20/14	SAN DIEGO	26	158	6.1	52t	1
12/28/14	ARIZONA	25	144	5.8	24	0
10/16/16	at Houston	22	106	4.8	22	0
12/18/16	at Minnesota	26	101	3.9	9	0
12/10/17	at Buffalo	36	130	3.6	10	0
12/31/17	HOUSTON	24	100	4.2	16	0

* NFC Divisional game

** Super Bowl XLVII

100-YARD RECEIVING GAMES (1)

DATE	OPPONENT	REC	YDS	AVG	LG	TD
9/26/10	at Kansas City	9	102	11.3	41	0

2005 GAME-BY-GAME STATS (SAN FRANCISCO)

DATE	OPPONENT	P/S	ATT	YDS	AVG	LG	TD
09/11	ST. LOUIS	1/0	4	17	4.3	9	0
09/18	at Philadelphia	1/0	4	15	3.8	6	0
09/25	DALLAS	1/0	7	42	6.0	9	0
10/02	at Arizona	1/0	2	4	2.0	4	0
10/09	INDIANAPOLIS	1/0	8	31	3.9	11	0
10/23	at Washington	1/0	9	89	9.9	72t	1
10/30	TAMPA BAY	1/0	10	40	4.0	9	0
11/06	N.Y. GIANTS	1/0	7	33	4.7	22	0
11/13	at Chicago	1/0	14	55	3.9	19	0
11/20	SEATTLE						
11/27	at Tennessee						
12/04	ARIZONA	1/0	6	22	3.7	9	0
12/11	at Seattle	1/0	2	5	2.5	4	0
12/18	at Jacksonville	1/1	19	79	4.2	18	0
12/24	at St. Louis	1/0	10	68	6.8	30t	2
01/01	HOUSTON	1/0	25	108	4.3	28	0
2005 TOTALS		14/1	127	608	4.8	72t	3

2006 GAME-BY-GAME STATS (SAN FRANCISCO)

DATE	OPPONENT	P/S	ATT	YDS	AVG	LG	TD
09/10	at Arizona	1/1	16	87	5.4	32	2
09/17	ST. LOUIS	1/1	29	127	4.4	32t	1
09/24	PHILADELPHIA	1/1	16	52	3.3	15	0
10/01	at Kansas City	1/1	14	65	4.6	14	0
10/08	OAKLAND	1/1	27	134	5.0	26	0
10/15	SAN DIEGO	1/1	10	55	5.5	22	0
10/29	at Chicago	1/1	12	111	9.3	53	0
11/05	MINNESOTA	1/1	19	41	2.2	11	0
11/12	at Detroit	1/1	22	159	7.2	61t	1
11/19	SEATTLE	1/1	24	212	8.8	51	0
11/26	at St. Louis	1/1	21	134	6.4	18	1
12/03	at New Orleans	1/1	13	40	3.1	12	0
12/10	GREEN BAY	1/1	18	130	7.2	72	1
12/14	at Seattle	1/1	29	144	5.0	40	0
12/24	ARIZONA	1/1	11	51	4.6	15	2
12/31	at Denver	1/1	31	153	4.9	24	0
2006 TOTALS		16/16	312	1695	5.4	72	8

2007 GAME-BY-GAME STATS (SAN FRANCISCO)

DATE	OPPONENT	P/S	ATT	YDS	AVG	LG	TD
09/10	ARIZONA	1/1	18	55	3.1	12	1
09/16	at St. Louis	1/1	20	81	4.1	43t	2
09/23	at Pittsburgh	1/1	14	39	2.8	11	0
09/30	SEATTLE	1/1	16	79	4.9	17	0
10/07	BALTIMORE	1/1	16	52	3.3	10	0
10/21	at N.Y. Giants	1/1	14	88	6.3	24	0
10/28	NEW ORLEANS	1/1	12	41	3.4	9	0
11/04	at Atlanta						
11/12	at Seattle	1/1	13	72	5.5	16	0
11/18	ST. LOUIS	1/1	15	32	2.1	7	0
11/25	at Arizona	1/1	21	116	5.5	35t	2
12/02	at Carolina	1/1	12	58	4.8	11	0
12/09	MINNESOTA	1/1	16	68	4.3	15	0
12/15	CINCINNATI	1/1	29	138	4.8	20	0
12/23	TAMPA BAY	1/1	21	89	4.2	20	0
12/30	at Cleveland	1/1	23	94	4.1	16	0
2007 TOTALS		15/15	260	1102	4.2	43t	5

2008 GAME-BY-GAME STATS (SAN FRANCISCO)

DATE	OPPONENT	P/S	ATT	YDS	AVG	LG	TD
09/07	ARIZONA	1/1	14	96	6.9	41t	1
09/14	at Seattle	1/1	19	61	3.2	23	1
09/21	DETROIT	1/1	27	130	4.8	33	1
09/28	at New Orleans	1/1	16	82	5.1	11	0
10/05	NEW ENGLAND	1/1	12	54	4.5	16	0
10/12	PHILADELPHIA	1/1	19	101	5.3	25	1
10/19	at N.Y. Giants	1/1	11	11	1.0	5	0
10/26	SEATTLE	1/1	18	94	5.2	29	0
11/10	at Arizona	1/1	23	99	4.3	20	0
11/16	ST. LOUIS	1/1	18	106	5.9	37	2
11/23	at Dallas	1/1	14	26	1.9	7	0
11/30	at Buffalo	1/1	24	66	2.8	12	0
12/07	N.Y. JETS	1/1	14	52	3.7	12	0
12/14	at Miami						
12/21	at St. Louis						
12/28	WASHINGTON	1/1	11	58	5.3	11	0
2008 TOTALS		14/14	240	1036	4.3	41t	6

2009 GAME-BY-GAME STATS (SAN FRANCISCO)

DATE	OPPONENT	P/S	ATT	YDS	AVG	LG	TD
09/13	at Arizona	1/1	22	30	1.4	6t	1
09/20	SEATTLE	1/1	16	207	12.9	80t	2
09/27	at Minnesota	1/1	1	4	4.0	4	0
10/04	ST. LOUIS						
10/11	ATLANTA						
10/25	at Houston	1/1	13	32	2.5	9	0
11/01	at Indianapolis	1/1	13	91	7.0	64t	1
11/08	TENNESSEE	1/1	15	83	5.5	13	1
11/12	CHICAGO	1/1	25	104	4.2	25	1
11/22	at Green Bay	1/1	7	59	8.4	42	0
11/29	JACKSONVILLE	1/1	16	33	2.1	6	0
12/06	at Seattle	1/1	9	25	2.8	6	0
12/14	ARIZONA	1/1	25	167	6.7	36	1
12/20	at Philadelphia	1/1	16	107	6.7	37	0
12/27	DETROIT	1/1	28	71	2.5	15	1
01/03	at St. Louis	1/1	23	107	4.7	34	2
2009 TOTALS		14/14	229	1120	4.9	80t	10

2010 GAME-BY-GAME STATS (SAN FRANCISCO)

DATE	OPPONENT	P/S	ATT	YDS	AVG	LG	TD
09/12	at Seattle	1/1	17	38	2.2	10	0
09/20	NEW ORLEANS	1/1	20	112	5.6	20	1
09/26	at Kansas City	1/1	15	43	2.9	6	0
10/03	at Atlanta	1/1	21	77	3.7	13	0
10/10	PHILADELPHIA	1/1	18	52	2.9	16	0
10/17	OAKLAND	1/1	25	149	6.0	64	0
10/24	at Carolina	1/1	19	102	5.4	20	0
10/31	DENVER	1/1	29	118	4.1	21	1
11/14	ST. LOUIS	1/1	22	87	4.0	23	1
11/21	TAMPA BAY	1/1	12	23	1.9	6	0
11/29	at Arizona	1/1	5	52	10.4	25	0
12/05	at Green Bay						
12/12	SEATTLE						
12/16	at San Diego						
12/26	at St. Louis						
01/02	ARIZONA						
2010 TOTALS		11/11	203	853	4.2	64	3

2011 GAME-BY-GAME STATS (SAN FRANCISCO)

DATE	OPPONENT	P/S	ATT	YDS	AVG	LG	TD
09/11	SEATTLE	1/1	22	59	2.7	16	0
09/18	DALLAS	1/1	20	47	2.4	9	1
09/25	at Cincinnati	1/1	17	42	2.5	12	0
10/02	at Philadelphia	1/0	15	127	8.5	40	1
10/09	TAMPA BAY	1/1	20	125	6.3	21	1
10/16	at Detroit	1/1	15	141	9.4	55	1
10/30	CLEVELAND	1/1	31	134	4.3	26	1
11/06	at Washington	1/1	19	107	5.6	27	0
11/13	N.Y. GIANTS	1/1	6	0	0.0	3	0
11/20	ARIZONA	1/1	24	88	3.7	14	0
11/24	at Baltimore	1/1	14	39	2.8	9	0
12/04	ST. LOUIS	1/1	21	73	3.5	20	0
12/11	at Arizona	1/1	10	72	7.2	37	1
12/19	PITTSBURGH	1/1	18	65	3.6	13	1
12/24	at Seattle	1/1	23	83	3.6	14	1
01/01	at St. Louis	1/1	7	9	1.3	3	0
2011 TOTALS		16/15	282	1211	4.3	55	8

DATE	OPPONENT	P/S	ATT	YDS	AVG	LG	TD
01/14	NEW ORLEANS*	1/1	13	89	6.8	42	0
01/22	N.Y. GIANTS**	1/1	16	74	4.6	11	0
PLAYOFF TOTALS		2/2	29	163	5.6	42	0

* NFC Divisional game
** NFC Championship

2012 GAME-BY-GAME STATS (SAN FRANCISCO)

DATE	OPPONENT	P/S	ATT	YDS	AVG	LG	TD
09/09	at Green Bay	1/1	16	112	7.0	23t	1
09/16	DETROIT	1/1	17	89	5.2	16	1
09/23	at Minnesota	1/1	12	63	5.3	11	0
09/30	at N.Y. Jets	1/1	20	64	3.2	11	1
10/07	BUFFALO	1/1	14	106	7.6	31	1
10/14	N.Y. GIANTS	1/1	8	36	4.5	13	0
10/18	SEATTLE	1/1	16	131	8.2	37	0
10/29	at Arizona	1/1	16	55	3.4	17	0
11/11	ST. LOUIS	1/1	21	97	4.6	20t	1
11/19	CHICAGO	1/1	17	78	4.6	14	0
11/25	at New Orleans	1/1	19	83	4.4	14	0
12/02	at St. Louis	1/1	23	58	2.5	23	1
12/09	MIAMI	1/1	12	63	5.3	19	1
12/16	at New England	1/1	21	83	4.0	15	0
12/23	at Seattle	1/1	6	28	4.7	18	0
12/30	ARIZONA	1/1	20	68	3.4	9	1
2012 TOTALS		16/16	258	1214	4.7	37	8

DATE	OPPONENT	P/S	ATT	YDS	AVG	LG	TD
01/12	GREEN BAY*	1/1	23	119	5.2	26	1
01/20	at Atlanta**	1/1	21	90	4.3	11	2
02/03	BALTIMORE***	1/1	19	110	5.8	33	1
PLAYOFF TOTALS		3/3	63	319	5.1	33	4

* NFC Divisional game
** NFC Championship
*** Super Bowl XLVII

2013 GAME-BY-GAME STATS (SAN FRANCISCO)

DATE	OPPONENT	P/S	ATT	YDS	AVG	LG	TD
09/08	GREEN BAY	1/1	21	44	2.1	8	1
09/15	at Seattle	1/1	9	16	1.8	5	0
09/22	INDIANAPOLIS	1/1	11	82	7.5	22	0
09/26	at St. Louis	1/1	20	153	7.7	34t	1
10/06	HOUSTON	1/1	17	81	4.8	26	1
10/13	ARIZONA	1/1	25	101	4.0	32	0
10/20	at Tennessee	1/1	24	70	2.9	7	2
10/27	at Jacksonville	1/1	19	71	3.7	19t	2
11/10	CAROLINA	1/1	16	82	5.1	27	0
11/17	at New Orleans	1/1	13	48	3.7	14	0
11/25	at Washington	1/1	13	31	2.4	8	0
12/01	ST. LOUIS	1/1	15	42	2.8	10	1
12/08	SEATTLE	1/1	17	110	6.5	51	0
12/15	at Tampa Bay	1/1	22	86	3.9	13	0
12/23	ATLANTA	1/1	21	97	4.6	17	1
12/29	at Arizona	1/1	13	14	1.1	8	0
2013 TOTALS		16/16	276	1128	4.1	51	9

DATE	OPPONENT	P/S	ATT	YDS	AVG	LG	TD
01/05	at Green Bay*	1/1	20	66	3.3	10t	1
01/12	at Carolina**	1/1	17	84	4.9	39	0
01/19	at Seattle***	1/1	11	14	1.3	9	0
PLAYOFF TOTALS		3/3	48	164	3.4	39	1

* NFC Wild Card game
** NFC Divisional game
*** NFC Championship

2014 GAME-BY-GAME STATS (SAN FRANCISCO)

DATE	OPPONENT	P/S	ATT	YDS	AVG	LG	TD
09/07	at Dallas	1/1	16	66	4.1	20	0
09/14	CHICAGO	1/1	13	63	4.8	19	1
09/21	at Arizona	1/1	6	10	1.7	4	0
09/28	PHILADELPHIA	1/1	24	119	5.0	28	0
10/05	KANSAS CITY	1/1	18	107	5.9	14	0
10/13	at St. Louis	1/1	16	38	2.4	9	0
10/19	at Denver	1/1	9	20	2.2	7	0
11/02	ST. LOUIS	1/1	14	49	3.5	11	0
11/09	at New Orleans	1/1	23	81	3.5	11	1
11/16	at N.Y. Giants	1/1	19	95	5.0	17	0
11/23	WASHINGTON	1/1	13	36	2.8	8	0
11/27	SEATTLE	1/1	10	28	2.8	7	0
12/07	at Oakland	1/1	12	63	5.3	11	0
12/14	at Seattle	1/1	11	29	2.6	15	1
12/20	SAN DIEGO	1/1	26	158	6.1	52t	1
12/28	ARIZONA	1/1	25	144	5.8	24	0
2014 TOTALS		16/16	255	1106	4.3	52t	4

2015 GAME-BY-GAME STATS (INDIANAPOLIS)

DATE	OPPONENT	P/S	ATT	YDS	AVG	LG	TD
09/13	at Buffalo	1/1	8	31	3.9	9	0
09/21	N.Y. JETS	1/1	15	57	3.8	18	0
09/27	at Tennessee	1/1	14	86	6.1	25	2
10/04	JACKSONVILLE	1/1	17	53	3.1	22	0
10/08	at Houston	1/1	22	98	4.5	20	1
10/18	NEW ENGLAND	1/1	13	78	6.0	23	0
10/25	NEW ORLEANS	1/1	9	43	4.8	14	0
11/02	at Carolina	1/1	22	70	3.2	10	0
11/08	DENVER	1/1	28	83	3.0	17	1
11/22	at Atlanta	1/1	14	34	2.4	9	0
11/29	TAMPA BAY	1/1	19	24	1.3	5	0
12/06	at Pittsburgh	1/1	13	45	3.5	12	0
12/13	at Jacksonville	1/1	16	60	3.8	14	0
12/20	HOUSTON	1/1	16	44	2.8	12	0
12/27	at Miami	1/1	15	85	5.7	37t	2
01/03	TENNESSEE	1/1	19	76	4.0	15	0
2015 TOTALS		16/16	260	967	3.7	37t	6

2016 GAME-BY-GAME STATS (INDIANAPOLIS)

DATE	OPPONENT	P/S	ATT	YDS	AVG	LG	TD
09/11	DETROIT	1/1	14	59	4.2	9	0
09/18	at Denver	1/1	13	44	3.4	8	0
09/25	SAN DIEGO	1/1	21	82	3.9	19	1
10/02	at Jacksonville	1/1	16	68	4.3	17	1
10/09	CHICAGO	1/1	14	75	5.4	16	0
10/16	at Houston	1/1	22	106	4.8	22	0
10/23	at Tennessee	1/1	17	61	3.6	10	0
10/30	KANSAS CITY	1/1	9	37	4.1	11	0
11/06	at Green Bay	1/1	19	60	3.2	11	2
11/20	TENNESSEE	1/1	18	50	2.8	8	0
11/24	PITTSBURGH	1/1	15	28	1.9	7	0
12/05	at N.Y. Jets	1/1	20	79	4.0	19	0
12/11	HOUSTON	1/1	10	41	4.1	13	0
12/18	at Minnesota	1/1	26	101	3.9	9	0
12/24	at Oakland	1/1	13	72	5.5	13	0
01/01	JACKSONVILLE	1/1	16	62	3.9	18	0
2016 TOTALS		16/16	263	1025	3.9	22	4

2017 GAME-BY-GAME STATS (INDIANAPOLIS)

DATE	OPPONENT	P/S	ATT	YDS	AVG	LG	TD
09/10	at L.A. Rams	1/1	10	42	4.2	16	0
09/17	ARIZONA	1/1	14	46	3.3	13	1
09/24	CLEVELAND	1/1	25	57	2.3	21	1
10/01	at Seattle	1/1	12	46	3.8	14	0
10/08	SAN FRANCISCO	1/1	14	48	3.4	16	0
10/16	at Tennessee	1/1	10	49	4.9	12	0
10/22	JACKSONVILLE	1/1	9	34	3.8	7	0
10/29	at Cincinnati	1/1	16	82	5.1	15	0
11/05	at Houston	1/1	17	51	3.0	16	0
11/12	PITTSBURGH	1/1	17	54	3.2	9	0
11/26	TENNESSEE	1/1	17	62	3.6	14t	1
12/03	at Jacksonville	1/1	13	61	4.7	16	0
12/10	at Buffalo	1/1	36	130	3.6	10	0
12/14	DENVER	1/1	10	31	3.1	9	0
12/23	at Baltimore	1/1	17	68	4.0	12	0
12/31	HOUSTON	1/1	24	100	4.2	16	0
2017 TOTALS		16/16	261	961	3.7	21	3



19

JAKEEM GRANT

WIDE RECEIVER // 5-7 // 169 // TEXAS TECH '16
 ACQUIRED: D6A, '16
 HOMETOWN: DALLAS, TEXAS // BORN: 10/30/92
 NFL: THIRD SEASON // DOLPHINS: THIRD SEASON

NFL CAREER

TRANSACTIONS:

- 6th-round pick (186th overall) by Miami in the 2016 NFL draft.

CAREER HIGHLIGHTS:

- Played in 32 career games.
- 13 receptions for 203 yards (15.6 avg.) and 2 TDs.
- 40 kickoff returns for 918 yards (23.0 avg.).
- 45 punt returns for 355 yards (7.9 avg.) and 1 TD.
- Joined RB Kenyan Drake in 2016 as the 2nd pair of Dolphins rookies to have a kickoff and punt returned for a TD in the same season. It was just the 4th time in NFL history two different rookies on the same team combined for a kickoff and punt return for TD in the same season.

2017 (MIAMI):

- Played in all 16 games.
- 13 receptions for 203 yards (15.6 avg.) and 2 TDs; 3 carries for 12 yards (4.0 avg.); 25 punt returns for 190 yards (7.6 avg.); 21 kickoff returns for 479 yards (22.8 avg.); 1 assisted special teams tackle.

AT N.Y. JETS (9/24): 1 reception for 12 yards.

- Reeled in his first NFL reception.

VS. NEW ENGLAND (12/11): 2 receptions for 42 yards (21.0 avg.) and 1 TD.

- Hauled in a 25-yard TD pass from QB Jay Cutler

to give Miami a 20-10 lead.

- It was his first NFL TD reception.
- AT KANSAS CITY (12/24):** 4 receptions for 107 yards (26.8 avg.) and 1 TD.
- Scored on a 65-yard TD reception in the 2nd quarter from QB Jay Cutler.
 - Totaled 101 receiving yards in the 1st half.
 - It was the 1st 100-yard game of his career.

2016 (MIAMI):

- Played in all 16 games.
- 20 punt returns for 165 yards (8.3 avg.) and 1 TD; 19 kickoff returns for 439 yards (23.1 avg.); 1 carry for 1 yard; 1 solo special teams tackle.
- Joined RB Kenyan Drake as the 2nd pair of Dolphins rookies to have a kickoff and punt returned for a TD in the same season. It was just the 4th time in NFL history two different rookies on the same team combined for a kickoff and punt return for TD in the same season.

AT SEATTLE (9/11): 3 punt returns for 16 yards (5.3 avg.); 2 kickoff returns for 67 yards (33.5 avg.).

- Made his NFL debut.

VS. TENNESSEE (10/9): 1 punt return for 74 yards and 1 TD; 2 kickoff returns for 47 yards (23.5 avg.).

- His 74-yard TD was the 7th-longest punt return in team history and 3rd-longest by a rookie.

POSTSEASON:

AFC WILD CARD AT PITTSBURGH (1/8): 1 kickoff return for 18 yards.

BEFORE THE NFL

COLLEGE (TEXAS TECH):

- 4-year letterman (2012-15) and 3-year starter.

CAREER: Played in 50 games with 32 starts; 255 receptions for 3,289 yards (12.9 avg.) and 27 TDs; 33 carries for 199 yards (6.0 avg.) and 2 TDs; 87 kickoff returns for 2,169 yards (24.9 avg.) and 4 TDs.

- Left as the school's all-time leading receiver with 3,289 yards.

SENIOR (2015): Played in all 13 games with 10 starts; 90 receptions for 1,268 yards (14.1 avg.) and 10 TDs; 8 carries for 68 yards (8.5 avg.) and 2 TDs; 36 kickoff returns for 1,017 yards (26.1 avg.) and 2 TDs.

- His 181.0 all-purpose yards per game was 4th nationally, led the Big 12 and was a single-season school record.
- His 1,017 kickoff return yards were 4th nationally and led the Big 12.
- His 2 kickoff return TDs were 5th nationally and tied for the most in the Big 12.
- His 6.9 receptions per game were 2nd in the Big 12 and his 1,268 receiving yards were 4th.
- All-American as a kickoff returner/all-purpose player.
- 1st-team All-Big 12.

JUNIOR (2014): Played in all 12 games with 11 starts; 67 receptions for 938 yards (14.0 avg.) and 7 TDs; 5 carries for 35 yards (7.0 avg.); 23 kickoff returns for 515 yards (22.4 avg.).

- Led the team with 67 receptions and 938 receiving yards.

- Was the only Big 12 player with at least 900 receiving and 500 kickoff return yards.
- His 67 receptions were 4th in the Big 12.
- Honorable mention All-Big 12.

SOPHOMORE (2013): Played in 12 games with 8 starts; 65 receptions for 796 yards (12.2 avg.) and 7 TDs; 12 carries for 77 yards (6.4 avg.); 19 kickoff returns for 400 yards (21.1 avg.).

- His 65 receptions were 5th in the Big 12 and his 796 receiving yards were 6th.
- Honorable mention All-Big 12.

REDSHIRT FRESHMAN (2012): Played in all 13 games with 3 starts; 33 receptions for 287 yards (9.7 avg.) and 3 TDs; 8 carries for 19 yards (2.4 avg.); 6 kickoff returns for 237 yards (39.5 avg.) and 2 TDs.

- All-Big 12 Freshman Team.
- Redshirted in 2011.

HIGH SCHOOL (MESQUITE HS – MESQUITE, TEXAS)

- Also earned all-state honors in track and field.

SENIOR (2010): 79 receptions for 1,306 yards (16.5 avg.) and 13 TDs; 66 carries for 516 yards (7.8 avg.) and 9 TDs.

- All-state.
- All-area.

OFF THE FIELD

PERSONAL:

- **MAJOR:** Exercise and sport sciences.

JAKEEM GRANT'S NFL REGULAR SEASON STATS

YEAR	TEAM	GP	GS	RECEIVING					RUSHING				
				REC	YDS	AVG	LG	TD	ATT	YDS	AVG	LG	TD
2016	MIAMI	16	0	0	0	0.0	0	0	1	1	1.0	1	0
2017	MIAMI	16	0	13	203	15.6	65t	2	3	12	4.0	7	0
NFL TOTALS		32	0	13	203	15.6	65t	2	4	13	3.3	7	0

JAKEEM GRANT'S NFL REGULAR SEASON RETURNING STATS

YEAR	TEAM	KICKOFF RETURN					PUNT RETURN					
		KR	YDS	AVG	LG	TD	PR	FC	YDS	AVG	LG	TD
2016	MIAMI	19	439	23.1	45	0	20	3	165	8.3	74t	1
2017	MIAMI	21	479	22.8	31	0	25	11	190	7.6	27	0
NFL TOTALS		40	918	23.0	45	0	45	14	355	7.9	74t	1

JAKEEM GRANT'S NFL PLAYOFF STATS

YEAR	TEAM	GP	GS	RECEIVING					RUSHING				
				REC	YDS	AVG	LG	TD	ATT	YDS	AVG	LG	TD
2016	MIAMI	1	0	0	0	0.0	0	0	0	0	0.0	0	0
PLAYOFF TOTALS		1	0	0	0	0.0	0	0	0	0	0.0	0	0

JAKEEM GRANT'S NFL PLAYOFF RETURNING STATS

YEAR	TEAM	KICKOFF RETURN					PUNT RETURN					
		KR	YDS	AVG	LG	TD	PR	FC	YDS	AVG	LG	TD
2016	MIAMI	1	18	18.0	18	0	0	0	0	0.0	-	0
NFL TOTALS		1	18	18.0	18	0	0	0	0	0.0	-	0

ADDITIONAL STATS

Special Teams Tackles: 1 in 2016, 1 in 2017 for total of 2.

Special Teams Fumble Recoveries: 3 in 2016 and 2 in 2017 for total of 5.

SINGLE-GAME CAREER HIGHS

Receptions:	4	at Kansas City, 12/24/17
Receiving Yards:	107	at Kansas City, 12/24/17
Longest Reception:	65t	at Kansas City, 12/24/17
Receiving TDs:	1	twice, last: at Kansas City, 12/24/17
Punt Returns:	4	vs. Denver, 12/3/17
Punt Return Yards:	74	vs. Tennessee, 10/9/16
Longest Punt Return:	74t	vs. Tennessee, 10/9/16
Punt Return TDs:	1	vs. Tennessee, 10/9/16
Kickoff Returns:	4	at New England, 11/26/17
Kickoff Return Yards:	97	at New England, 11/26/17
Longest Kickoff Return:	45	at Seattle, 9/11/16

100-YARD RECEIVING GAMES (1)

DATE	OPPONENT	REC	YDS	AVG	LG	TD
12/24/17	at Kansas City	4	107	26.8	65t	1

2016 GAME-BY-GAME STATS (MIAMI)


DATE	OPPONENT	P/S	REC	YDS	AVG	LG	TD
09/11	at Seattle	1/0	0	0	0.0	-	0
09/18	at New England	1/0	0	0	0.0	-	0
09/25	CLEVELAND	1/0	0	0	0.0	-	0
09/29	at Cincinnati	1/0	0	0	0.0	-	0
10/09	TENNESSEE	1/0	0	0	0.0	-	0
10/16	PITTSBURGH	1/0	0	0	0.0	-	0
10/23	BUFFALO	1/0	0	0	0.0	-	0
11/06	N.Y. JETS	1/0	0	0	0.0	-	0
11/13	at San Diego	1/0	0	0	0.0	-	0
11/20	at L.A. Rams	1/0	0	0	0.0	-	0
11/27	SAN FRANCISCO	1/0	0	0	0.0	-	0
12/04	at Baltimore	1/0	0	0	0.0	-	0
12/11	ARIZONA	1/0	0	0	0.0	-	0
12/17	at N.Y. Jets	1/0	0	0	0.0	-	0
12/24	at Buffalo	1/0	0	0	0.0	-	0
01/01	NEW ENGLAND	1/0	0	0	0.0	-	0
2016 TOTALS		16/0	0	0	0.0	-	0

DATE	OPPONENT	P/S	REC	YDS	AVG	LG	TD
01/08	at Pittsburgh*	1/0	0	0	0.0	-	0

*AFC Wild Card game

2017 GAME-BY-GAME STATS (MIAMI)

DATE	OPPONENT	P/S	REC	YDS	AVG	LG	TD
09/17	at L.A. Chargers	1/0	0	0	0.0	-	0
09/24	at N.Y. Jets	1/0	1	12	12.0	12	0
10/01	NEW ORLEANS	1/0	0	0	0.0	-	0
10/08	TENNESSEE	1/0	1	-1	-1.0	-1	0
10/15	at Atlanta	1/0	1	4	4.0	4	0
10/22	N.Y. JETS	1/0	0	0	0.0	-	0
10/26	at Baltimore	1/0	0	0	0.0	-	0
11/05	OAKLAND	1/0	0	0	0.0	-	0
11/13	at Carolina	1/0	0	0	0.0	-	0
11/19	TAMPA BAY	1/0	0	0	0.0	-	0
11/26	at New England	1/0	0	0	0.0	-	0
12/03	DENVER	1/0	0	0	0.0	-	0
12/11	NEW ENGLAND	1/0	2	42	21.0	25t	1
12/17	at Buffalo	1/0	1	13	13.0	13	0
12/24	at Kansas City	1/0	4	107	26.8	65t	1
12/31	BUFFALO	1/0	3	26	8.7	13	0
2017 TOTALS		16/0	13	203	15.6	65t	2



48

MarQUEIS GRAY

TIGHT END // 6-4 // 263 // MINNESOTA '13

ACQUIRED: FA, '16

HOMETOWN: INDIANAPOLIS, IND. // BORN: 11/7/89

NFL: SIXTH SEASON // DOLPHINS: THIRD SEASON

NFL CAREER

TRANSACTIONS:

- Signed by Miami on March 31, 2016.
- Awarded off waivers to Buffalo on Nov. 20, 2014.
- Waived by Minnesota on Nov. 19, 2014.
- Awarded off waivers to Minnesota on Aug. 31, 2014.
- Waived by Cleveland on Aug. 30, 2014.
- Awarded off waivers to Cleveland on Sept. 1,

2013.

- Waived by San Francisco on Aug. 31, 2013.
- Signed by San Francisco as an undrafted college free agent on May 7, 2013.

CAREER HIGHLIGHTS:

- Played in 61 career games with 14 starts.
- 27 receptions for 328 yards (12.1 avg.).
- In 2017, became the 1st Dolphins tight end since

Larry Seiple in 1969 to throw a pass, catch a pass and record a rushing attempt in the same season.

2017 (MIAMI):

- Played in all 16 games.
- 1 reception for 10 yards; 5 carries for 14 yards (2.8 avg.); 0-for-1 passing; 1 special teams tackle.

VS. TENNESSEE (10/8): 0-for-1 passing.

VS. OAKLAND (11/5): 1 carry for 3 yards.

- The rush attempt converted a 3rd-and-1 in the 2nd quarter.
- It was his first carry since his rookie season in 2013.

VS. NEW ENGLAND (12/11): 1 reception for 10 yards.

- Became the 1st Dolphins tight end since Larry Seiple in 1969 to throw a pass, catch a pass and record a rushing attempt in the same season.

2016 (MIAMI):

- Played in 16 games with 7 starts.
- 14 receptions for 174 yards (12.4 avg.).

VS. CLEVELAND (9/25): Played but did not record any stats.

- Provided a pancake block at the point of attack on RB Jay Ajayi's 11-yard game-winning TD run in overtime.

VS. PITTSBURGH (10/16): 3 receptions for 81 yards (27.0 avg.).

- Caught a 53-yard pass from QB Ryan Tannehill in the 2nd quarter.

AT N.Y. JETS (12/17): 3 receptions for 28 yards (9.3 avg.); 1 kickoff return for 11 yards.

POSTSEASON:

AFC WILD CARD AT PITTSBURGH (1/8): Started but did not record any stats.

2015 (BUFFALO):

- Played in 4 games.
- Missed the rest of the season due to injury.
- Placed on injured reserve on Oct. 6.
- 1 reception for 2 yards.

VS. N.Y. GIANTS (10/4): 1 reception for 2 yards.

2014 (BUFFALO/MINNESOTA):

- Started 5 games with Buffalo.
- 8 receptions for 118 yards (14.8 avg.) with Buffalo.
- Inactive for 1 game with Buffalo.
- Awarded off waivers to Buffalo on Nov. 20.
- Waived by Minnesota on Nov. 19.
- Played in 8 games with Minnesota.
- Inactive for 2 games with Minnesota.
- 1 reception for 16 yards with Minnesota; 1 kickoff return for 14 yards with Minnesota.

VS. CLEVELAND (11/30): 2 receptions for 71 yards (35.5 avg.).

AT OAKLAND (12/21): 2 receptions for 15 yards (7.5 avg.).

AT NEW ENGLAND (12/28): 3 receptions for 35 yards (11.7 avg.).

2013 (CLEVELAND):

- Played in 12 games with 2 starts.
- Inactive for 4 games.
- 2 receptions for 8 yards (4.0 avg.); 6 carries for 43

yards (7.2 avg.).

AT MINNESOTA (9/22): Played but did not record any stats.

- Made his NFL debut.

AT KANSAS CITY (10/27): 1 reception for 5 yards.

AT NEW ENGLAND (12/8): 1 reception for 3 yards.

BEFORE THE NFL

COLLEGE (MINNESOTA):

- 4-year letterman (2009-12).

CAREER: Played in 47 games with 26 starts; 150-of-295 passing (50.8 pct.) for 2,053 yards and 14 TDs; 341 carries for 1,752 yards (5.1 avg.) and 12 TDs; 60 receptions for 766 yards (12.8 avg.) and 6 TDs.

- Started games at both quarterback and wide receiver.

SENIOR (2012): Played in 11 games with 8 starts; 34-of-59 passing (57.6 pct.) for 472 yards and 5 TDs; 72 carries for 390 yards (5.4 avg.) and 5 TDs; 12 receptions for 121 yards (10.1 avg.).

JUNIOR (2011): Played in 11 games with 10 starts; 108-of-213 passing (50.7 pct.) for 1,495 yards and 8 TDs; 199 carries for 966 yards (4.9 avg.) and 6 TDs.

- Named the starting quarterback prior to the season after previously spending time at quarterback and wide receiver.

SOPHOMORE (2010): Played in all 12 games with 7 starts; 42 receptions for 587 yards (14.0 avg.) and 5 TDs; 23 carries for 119 yards (5.2 avg.) and 1 TD; 2-of-8 passing (25.0 pct.) for 24 yards.

REDSHIRT FRESHMAN (2009): Played in 13 games with 1 start; 47 carries for 277 yards (5.6 avg.); 6-of-15 passing (40.0 pct.) for 62 yards and 1 TD; 6 receptions for 58 yards (9.7 avg.) and 1 TD.

- Redshirted in 2008.

HIGH SCHOOL (BEN DAVIS HS – INDIANAPOLIS, IND.)

- 3-year starter.

SENIOR (2007): 26-of-41 passing (63.4 pct.) for 376 yards and 3 TDs; 64 carries for 302 yards (4.7 avg.) and 4 TDs; 5 receptions for 86 yards (17.2 avg.) and 1 TD.

- Missed most of the season due to injury.

JUNIOR (2006): 73-of-140 passing (52.1 pct.) for 1,113 yards and 12 TDs; 127 carries for 603 yards (4.7 avg.) and 7 TDs.

- Honorable mention all-state.

SOPHOMORE (2005): 959 passing yards.

- Earned starting quarterback job midway through the season.

OFF THE FIELD

COMMUNITY:

- Visited military troops overseas with the Armed Forces Entertainment group in 2017-18 offseasons.

PERSONAL:

- Married with three children – two boys and a girl.
- **PRONUNCIATION:** First name is pronounced mar-KWEES
- **MAJOR:** Youth studies.

MarQUEIS GRAY'S NFL REGULAR SEASON STATS

YEAR	TEAM	GP	GS	RECEIVING				RUSHING					
				REC	YDS	AVG	LG	TD	ATT	YDS	AVG	LG	TD
2013	CLEVELAND	12	2	2	8	4	5	0	6	43	7.2	18	0
2014	MINNESOTA	8	0	1	16	16	16	0	0	0	0	-	0
	BUFFALO	5	5	8	118	14.8	41	0	0	0	0	-	0
2015	BUFFALO	4	0	1	2	2	2	0	0	0	0	0	0
2016	MIAMI	16	7	14	174	12.4	53	0	0	0	0	0	0
2017	MIAMI	16	0	1	10	10	10	0	5	14	2.8	5	0
NFL TOTALS		61	14	27	328	12.1	53	0	11	57	5.2	18	0

MarQUEIS GRAY'S NFL PLAYOFF STATS

YEAR	TEAM	GP	GS	RECEIVING				RUSHING					
				REC	YDS	AVG	LG	TD	ATT	YDS	AVG	LG	TD
2016	MIAMI	1	1	0	0	0.0	0	0	0	0	0.0	0	0
PLAYOFF TOTALS		1	1	0	0	0.0	0	0	0	0	0.0	0	0

ADDITIONAL STATS

Special Teams Tackles: (Cleveland) 1 in 2013, (Minnesota)

2 in 2014, (Miami) 3 in 2016 and 1 in 2017 for total of 7.

Miscellaneous Tackles: (Cleveland) 1 in 2013.

Miscellaneous Fumble Recoveries: (Miami) 1 in 2016.

Kickoff Returns: (Minnesota) 1 for 14 yards in 2014, (Miami) 1 for 11 yards in 2016 for total of 2 for 25 yards.

Passing: (Miami) 0 for 1 in 2017.

SINGLE-GAME CAREER HIGHS

Receptions: 3 3 times, last: at N.Y. Jets, 12/17/16

Receiving Yards: 81 vs. Pittsburgh, 10/16/16

Longest Rec.: 53 vs. Pittsburgh, 10/16/16

2013 GAME-BY-GAME STATS (CLEVELAND)

DATE	OPPONENT	P/S	REC	YDS	AVG	LG	TD
09/08	MIAMI		INACTIVE				
09/15	at Baltimore		INACTIVE				
09/22	at Minnesota	1/0	0	0	0.0	-	0
09/29	CINCINNATI	1/0	0	0	0.0	-	0
10/03	BUFFALO	1/0	0	0	0.0	-	0
10/13	DETROIT	1/0	0	0	0.0	-	0
10/20	at Green Bay	1/0	0	0	0.0	-	0
10/27	at Kansas City	1/0	1	5	5.0	5	0
11/03	BALTIMORE	1/0	0	0	0.0	-	0
11/17	at Cincinnati		INACTIVE				
11/24	PITTSBURGH		INACTIVE				
12/01	JACKSONVILLE	1/0	0	0	0.0	-	0
12/08	at New England	1/0	1	3	3.0	3	0
12/15	CHICAGO	1/0	0	0	0.0	-	0
12/22	at N.Y. Jets	1/1	0	0	0.0	-	0
12/29	at Pittsburgh	1/1	0	0	0.0	-	0
2013 TOTALS		12/2	2	8	4.0	5	0

2014 GAME-BY-GAME STATS (BUFFALO/MINNESOTA)

DATE	OPPONENT	P/S	REC	YDS	AVG	LG	TD
09/17	at St. Louis		INACTIVE				
09/14	NEW ENGLAND	1/0	0	0	0.0	-	0
09/21	at New Orleans	1/0	0	0	0.0	-	0
09/28	ATLANTA	1/0	0	0	0.0	-	0
10/02	at Green Bay	1/0	1	16	16.0	16	0
10/12	DETROIT	1/0	0	0	0.0	-	0
10/19	at Buffalo	1/0	0	0	0.0	-	0
10/26	at Tampa Bay	1/0	0	0	0.0	-	0
11/02	WASHINGTON	1/0	0	0	0.0	-	0
11/16	at Chicago		INACTIVE				
MINNESOTA TOTALS		8/0	1	16	16.0	16	0
11/24	N.Y. JETS		INACTIVE				
11/30	CLEVELAND	1/1	2	71	35.5	41	0
12/07	at Denver	1/1	0	0	0.0	-	0
12/14	GREEN BAY	1/1	1	7	7.0	7	0
12/21	at Oakland	1/1	2	15	7.5	9	0
12/28	at New England	1/1	3	25	8.3	10	0
BUFFALO TOTALS		5/5	8	118	14.8	41	0
2014 TOTALS		13/5	9	134	14.9	41	0

2015 GAME-BY-GAME STATS (BUFFALO)

DATE	OPPONENT	P/S	REC	YDS	AVG	LG	TD
09/13	INDIANAPOLIS	1/0	0	0	0.0	-	0
09/20	NEW ENGLAND	1/0	0	0	0.0	-	0
09/27	at Miami	1/0	0	0	0.0	-	0
10/04	N.Y. GIANTS	1/0	1	2	2.0	2	0
10/11	at Tennessee		INJURED RESERVE				
10/18	CINCINNATI		INJURED RESERVE				
10/25	at Jacksonville		INJURED RESERVE				
11/08	BUFFALO		INJURED RESERVE				
11/12	at N.Y. Jets		INJURED RESERVE				
11/23	at New England		INJURED RESERVE				
11/29	at Kansas City		INJURED RESERVE				
12/06	HOUSTON		INJURED RESERVE				
12/13	at Philadelphia		INJURED RESERVE				
12/20	at Washington		INJURED RESERVE				
12/27	DALLAS		INJURED RESERVE				
01/03	N.Y. JETS		INJURED RESERVE				
2015 TOTALS		4/0	1	2	2.0	2	0

THE LONGEST YARDS

Miami's 21-play, 92-yard drive vs. the New York Jets on January 1, 2012 was the longest scoring drive in terms of plays in franchise history. The previous team-long for a scoring drive was 18 plays, which happened three times (December 11, 2007 vs. Buffalo, September 17, 2008 at Arizona and December 27, 2009 vs. Houston). The drive against the Jets was also the longest scoring drive in team history in terms of time possession with 12 minutes and 29 seconds. The previous high was 10 minutes and 30 seconds vs. the Los Angeles Raiders on October 16, 1994.

2016 GAME-BY-GAME STATS (MIAMI)

DATE	OPPONENT	P/S	REC	YDS	AVG	LG	TD
09/11	at Seattle	1/0	0	0	0.0	-	0
09/18	at New England	1/0	0	0	0.0	-	0
09/25	CLEVELAND	1/0	0	0	0.0	-	0
09/29	at Cincinnati	1/0	0	0	0.0	-	0
10/09	TENNESSEE	1/1	0	0	0.0	-	0
10/16	PITTSBURGH	1/1	3	81	27.0	53	0
10/23	BUFFALO	1/1	0	0	0.0	-	0
11/06	N.Y. JETS	1/1	2	10	5.0	6	0
11/13	at San Diego	1/0	2	18	9.0	9	0
11/20	at L.A. Rams	1/0	1	5	5.0	5	0
11/27	SAN FRANCISCO	1/1	2	12	6.0	7	0
12/04	at Baltimore	1/0	0	0	0.0	-	0
12/11	ARIZONA	1/0	0	0	0.0	-	0
12/17	at N.Y. Jets	1/1	3	28	9.3	19	0
12/24	at Buffalo	1/1	1	20	20.0	20	0
01/01	NEW ENGLAND	1/0	0	0	0.0	-	0
2016 TOTALS		16/7	14	174	12.4	53	0

DATE	OPPONENT	P/S	REC	YDS	AVG	LG	TD
01/08	at Pittsburgh*	1/0	0	0	0.0	-	0

* AFC Wild Card game

2017 GAME-BY-GAME STATS (MIAMI)

DATE	OPPONENT	P/S	REC	YDS	AVG	LG	TD
09/17	at L.A. Chargers	1/0	0	0	0.0	-	0
09/24	at N.Y. Jets	1/0	0	0	0.0	-	0
10/01	NEW ORLEANS	1/0	0	0	0.0	-	0
10/08	TENNESSEE	1/0	0	0	0.0	-	0
10/15	at Atlanta	1/0	0	0	0.0	-	0
10/22	N.Y. JETS	1/0	0	0	0.0	-	0
10/26	at Baltimore	1/0	0	0	0.0	-	0
11/05	OAKLAND	1/0	0	0	0.0	-	0
11/13	at Carolina	1/0	0	0	0.0	-	0
11/19	TAMPA BAY	1/0	0	0	0.0	-	0
11/26	at New England	1/0	0	0	0.0	-	0
12/03	DENVER	1/0	0	0	0.0	-	0
12/11	NEW ENGLAND	1/0	1	10	10.0	10	0
12/17	at Buffalo	1/0	0	0	0.0	-	0
12/24	at Kansas City	1/0	0	0	0.0	-	0
12/31	BUFFALO	1/0	0	0	0.0	-	0
2017 TOTALS		16/0	1	10	10.0	10	0



2

MATT HAACK

PUNTER // 6-0 // 202 // ARIZONA STATE '17

ACQUIRED: FA, '17

HOMETOWN: WEST DES MOINES, IOWA // BORN: 7/25/94

NFL: SECOND SEASON // DOLPHINS: SECOND SEASON

NFL CAREER

TRANSACTIONS:

- Signed by Miami as an undrafted college free agent on May 5, 2017.

CAREER HIGHLIGHTS:

- Played in 16 career games.
- 83 punts for 3,695 yards (44.5 avg.).
- 1 solo special teams tackle.
- Set a single-game team record with 7 punts inside the 20-yard line on Dec. 3, 2017 vs. Denver:

MOST PUNTS INSIDE THE 20 (DOLPHINS SINGLE-GAME)

PLAYER	DATE	OPP	PI20
1. MATT HAACK	12/3/17	VS. DENVER	7
2. Brandon Fields	12/22/13	at Buffalo	6
Tom Hutton	1/9/00*	at Seattle	6
4. MATT HAACK	10/8/17	VS. TENNESSEE	5
Matt Darr	11/22/15	vs. Dallas	5
Brandon Fields	11/20/11	vs. Buffalo	5
Matt Turk	11/16/03	vs. Baltimore	5
Matt Turk	1/6/02	vs. Buffalo	5

* AFC Wild Card game

2017 (MIAMI):

- Played in all 16 games.
- 83 punts for 3,695 yards (44.5 avg.) and a 40.7 net average.

- His 30 punts inside the 20-yard line were tied for 8th in the NFL and led all rookie punters.

VS. TENNESSEE (10/8): 9 punts for 459 yards (51.0 avg.) and a 49.4 net average.

- His 5 punts inside the 20-yard line were the most by a Dolphins punter since P Matt Darr had 5 on Nov. 22, 2015 vs. Dallas.

VS. DENVER (12/3): 9 punts for 386 yards (42.9 avg.) and a 41.0 net average.

- His 7 punts inside the 20-yard line set a team record.

- Had 1 punt that resulted in a safety after he pinned Denver inside its own 5-yard line and LB Chase Allen forced a fumble that was recovered by Denver in its own end zone.

AT BUFFALO (12/17): 4 punts for 187 yards (46.8 avg.) and a 41.3 net average.

- Recovered a K Cody Parkey onside kick with 39 seconds remaining.

BEFORE THE NFL

COLLEGE (ARIZONA STATE):

- 4-year letterman (2013-16).

CAREER: Played in 44 games; 209 punts for 8,991 yards (43.0 avg.) and 73 punts inside the 20; 2 solo tackles; 1-of-1 passing for 27 yards; 1 rush for 7 yards.

- 52 punts of 50+ yards.
- His 43.0 yards per punt average was tied for 4th in school history.

SENIOR (2016): Played in all 12 games; 66 punts for 2,897 yards (43.9 avg.) and 21 punts inside the 20; 1 carry for 7 yards.

- 16 punts of 50+ yards.
- His 44.4 yard net average was 6th-best in FBS.
- 2nd-team All-Pac 12.
- Finalist for the William V. Campbell Trophy (top scholar-athlete in the nation).

JUNIOR (2015): Played in all 13 games; 74 punts for 3,186 yards (43.1 avg.) and 32 punts inside the 20; 1-of-1 passing for 27 yards; 1 solo tackle.

- 19 punts of 50+ yards.
- His 43.1 gross average was 5th-best in FBS.
- His 32 punts inside the 20 were 2nd in the nation and led the Pac-12.
- His 2 touchbacks were tied for the lowest in the nation by a full-time punter.

SOPHOMORE (2014): Played in all 13 games; 53 punts for 2,296 yards (43.3 avg.) and 17 punts inside the 20.

- 14 punts of 50+ yards.

TRUE FRESHMAN (2013): Played in 6 games; 16 punts for 612 yards (38.3 avg.) and 3 punts inside the 20; 1 solo tackle.

- 3 punts of 50+ yards.

HIGH SCHOOL (DOWNING HS – WEST DES MOINES, IOWA)

- Also played wide receiver.
- SENIOR (2012):**
 - 1st-team all-state.
 - Helped his team reach the state quarterfinals.

OFF THE FIELD

PERSONAL:

- **PRONUNCIATION:** Last name is pronounced HAWK.
- **MAJOR:** Sports business and media.

MATT HAACK'S NFL REGULAR SEASON STATS

YEAR	TEAM	GS	PUNT	YDS	AVG	LG	OPP RET	YDS	NET AVG	TB	IN 20
2017	MIAMI	16	83	3695	44.5	64	35	220	40.7	5	30
NFL TOTALS		16	83	3695	44.5	64	35	220	40.7	5	30

ADDITIONAL STATS

Special Teams Tackles: 1 in 2017.
Onside Kick Recoveries: 1 in 2017.

SINGLE-GAME CAREER HIGHS

Punts: 9 Twice, last: vs. Denver, 12/3/17
Punt Yards: 459 vs. Tennessee, 10/8/17
Punts Inside the 20: 7 vs. Denver, 12/3/17



90

CHARLES HARRIS

DEFENSIVE END // 6-3 // 250 // MISSOURI '17
 ACQUIRED: D1, '17
 HOMETOWN: KANSAS CITY, MO. // BORN: 3/6/95
 NFL: SECOND SEASON // DOLPHINS: SECOND SEASON

NFL CAREER

TRANSACTIONS:

- 1st-round pick (22nd overall) by Miami in the 2017 NFL draft.

CAREER HIGHLIGHTS:

- Played in 16 career games with 2 starts.
- 19 tackles (15 solo), 2 sacks, 2 passes defended and 1 fumble recovery.

2017 (MIAMI):

- Played in all 16 games with 2 starts.
- 19 tackles (15 solo), 2 sacks, 1 fumble recovery and 2 passes defended.

AT L.A. CHARGERS (9/17): 1 solo tackle and 1 quarterback hit.

• Made NFL debut.
VS. TENNESSEE (10/8): 1 solo tackle, 1 sack and 1 pass defended.

- Sacked QB Matt Cassel for a loss of 8 yards on 3rd-and-9 with 3:42 left in the game for his first career sack.

• Broke up a pass intended for RB DeMarco Murray on 3rd-and-5 in the 2nd quarter, forcing a punt.

AT KANSAS CITY (12/24): 2 solo tackles and 1 sack.

- Sacked QB Alex Smith for a loss of 3 yards in the 3rd quarter.

BEFORE THE NFL

COLLEGE (MISSOURI):

- 3-year letterman (2014-16) and 2-year starter.

CAREER: Played in 38 career games with 25 starts; 136 tackles (80 solo), 18 sacks, 5 passes defended, 5 forced fumbles and 1 fumble recovery.

- Finished his career tied for 7th in school history with 18 sacks and 11th with 34.5 tackles for loss.

JUNIOR (2016): Started all 12 games; 61 tackles (35 solo), 9 sacks, 2 passes defended, 4 forced fumbles and 1 fumble recovery.

- His 9 sacks, 12 tackles for loss and 10 quarterback hurries led the team.
- When he left, his 9 sacks were tied for the 9th-most in a single season in school history.
- 2nd-team All-SEC.

SOPHOMORE (2015): Started all 12 games; 56 tackles (32 solo), 7 sacks, 1 pass defended and 2 forced fumbles.

- His 18 tackles for loss led the SEC.
- 2nd-team All-SEC.

REDSHIRT FRESHMAN (2014): Played in all 14 games with 1 start; 19 tackles (13 solo), 2 sacks, 2 passes defended and 1 forced fumble.

- Redshirted in 2013.

HIGH SCHOOL (LINCOLN PREP HS – KANSAS CITY, MO.)

- Did not start playing football until his junior year.
- Played defensive end and tight end.
- Also played basketball.
- 1st-team All-Interscholastic League and Player of the Year (2011-12) in basketball.

SENIOR (2012): 60 tackles, 12 sacks and 2 forced fumbles; 15 receptions for 285 yards (19.0 avg.) and 5 TDs.

- 3rd-team All-Kansas City metro at defensive end.
- League Defensive MVP.

JUNIOR (2011): 40 tackles and 6 sacks.

- 1st-team all-state.

OFF THE FIELD

PERSONAL:


- MAJOR: Biology.

CHARLES HARRIS' NFL REGULAR SEASON STATS

YEAR	TEAM	GP	GS	TACKLES					INTERCEPTIONS				FUMBLES		
				TOT	SOLO	ASST	SK	YDS	INT	YDS	LG	TD	PD	FF	FR
2017	MIAMI	16	2	19	15	4	2.0	11.0	0	0	0	0	2	0	1
NFL TOTALS		16	2	19	15	4	2.0	11.0	0	0	0	0	2	0	1

SINGLE-GAME CAREER HIGHS

- Tackles:** 3 Twice, last: at Buffalo, 12/17/17
- Sacks:** 1 Twice, last: at Kansas City, 12/24/17
- Passes Defended:** 1 Twice, last: at Carolina, 11/13/17
- Fumble Recoveries:** 1 vs. Oakland, 11/5/17



95

WILLIAM
HAYES

DEFENSIVE END // 6-3 // 265 // WINSTON-SALEM STATE '08
 ACQUIRED: T, '17 (LAR)
 HOMETOWN: HIGH POINT, N.C. // BORN: 5/2/85
 NFL: 11TH SEASON // DOLPHINS: SECOND SEASON

NFL CAREER

TRANSACTIONS:

- Traded from the L.A. Rams to Miami on March 10, 2017.
- Signed by St. Louis as an unrestricted free agent from Tennessee on April 6, 2012.
- 4th-round pick (103rd overall) by Tennessee in the 2008 NFL draft.

CAREER HIGHLIGHTS:

- Played in 134 career games with 46 starts.
- 332 tackles (241 solo), 35.5 sacks, 1 interception, 6 passes defended, 7 forced fumbles and 5 fumble

recoveries.

- Ranks among the top 25 active NFL defensive linemen in several career statistical categories: stuffs (7th/48.5), games played (T-17th/134), tackles (T-18th/332) and sacks (25th/35.5).

2017 (MIAMI):

- Played in 10 games.
- Inactive for 1 game.
- Missed the remainder of the season after being placed on injured reserve on Nov. 28.
- 19 tackles (14 solo) and 1 sack.

AT L.A. CHARGERS (9/17): 2 tackles (1 solo) and 1 sack.

- Sacked QB Philip Rivers for a loss of 8 yards on 3rd-and-1 in the 2nd quarter.
- Made Dolphins debut.
- Served as a game captain.

VS. TENNESSEE (10/8): 3 solo tackles.

AT ATLANTA (10/15): 3 solo tackles.

2016 (L.A. RAMS):

- Started 14 games.
- Inactive for 2 games.
- 43 tackles (31 solo) and 5 sacks.

VS. SEATTLE (9/18): 5 tackles (1 solo) and 1 sack.

- Sacked QB Russell Wilson for a loss of 8 yards in the 3rd quarter.

VS. ATLANTA (12/11): 4 tackles (3 solo) and 1 sack.

- Sacked QB Matt Ryan on the final play of the 1st half.

AT SEATTLE (12/15): 6 tackles (2 solo) and 1 sack.

- Sacked Wilson on a 2nd-and-10 in the 1st quarter.

2015 (ST. LOUIS):

- Played in all 16 games with 11 starts.
- 53 tackles (36 solo), 5.5 sacks and 2 forced fumbles.

VS. CLEVELAND (10/25): 3 tackles (2 solo), 2 sacks and 2 forced fumbles.

- His 2 forced fumbles tied for the NFL's single-game high in 2015.
- Strip-sacked QB Josh McCown on the 2nd drive of the game, creating a turnover that led to a Rams field goal.
- Strip-sacked McCown again as Cleveland was driving into Rams territory in the 4th quarter, forcing a turnover.

VS. CHICAGO (11/15): 4 tackles (2 solo) and 0.5 sacks.

AT SEATTLE (12/27): 9 tackles (7 solo) and 3 sacks.

- Brought down QB Russell Wilson on a 3rd-and-8 in the 2nd quarter that forced a Seattle punt.
- It was the 5th multi-sack game of his career.

2014 (ST. LOUIS):

- Played in all 16 games with 9 starts.
- 42 tackles (33 solo), 4 sacks, 1 forced fumble and 1 fumble recovery.

AT KANSAS CITY (10/26): 4 tackles (3 solo) and 1 fumble recovery.

- Recovered a fumble by RB Jamaal Charles in the 2nd quarter.

AT SAN FRANCISCO (11/2): 3 tackles (2 solo) and 2 sacks.

- Sacked QB Colin Kaepernick twice in the 1st half.

VS. OAKLAND (11/30): 6 solo tackles, 1 sack and 1 forced fumble.

- Sacked QB Derek Carr for a loss of 8 yards in the 3rd quarter.
- Forced a fumble by RB Marcel Reece in the 3rd quarter that was recovered by the Rams.

2013 (ST. LOUIS):

- Played in 14 games.
- Inactive for 2 games.
- 28 tackles (21 solo), 5 sacks, 1 interception, 3 passes defended and 2 fumble recoveries.

VS. ARIZONA (9/8): 3 solo tackles and 1 sack.

- Sacked QB Carson Palmer on Arizona's final possession, keeping the Cardinals from getting into field goal range.

AT INDIANAPOLIS (11/10): 1 solo tackle, 1 interception and 1 pass defended.

- Intercepted QB Matt Hasselbeck in the 4th quarter for his 1st career interception.

VS. TAMPA BAY (12/22): 1 solo tackle and 2 fumble recoveries.

- Recovered a fumble in the 2nd quarter that led to a Rams TD drive.
- Recovered another fumble in the 4th quarter that led to a field goal and made it a 2-score game.

2012 (ST. LOUIS):

- Played in all 16 games.
- 35 tackles (29 solo), 7 sacks, 2 passes defended and 1 fumble recovery.

VS. ARIZONA (10/4): 2 assisted tackles, 0.5 sacks and 1 fumble recovery.

- Recovered a QB Kevin Kolb fumble forced by DE Robert Quinn to end Arizona's final possession and seal the victory.

VS. SAN FRANCISCO (12/2): 3 tackles (2 solo) and 1.5 sacks.

AT TAMPA BAY (12/23): 4 tackles (3 solo), 2 sacks and 1 pass defended.

2011 (TENNESSEE):

- Played in 10 games with 1 start.
- Inactive for 6 games.
- 16 tackles (11 solo) and 1.5 sacks.

AT JACKSONVILLE (9/11): 2 solo tackles and 1 sack.

AT CAROLINA (11/13): 1 assisted tackle and 0.5 sacks.

AT HOUSTON (1/1): 5 tackles (4 solo).

2010 (TENNESSEE):

- Played in 14 games.
- Inactive for 2 games.
- 32 tackles (25 solo), 1.5 sacks and 1 forced fumble.

VS. PHILADELPHIA (10/24): 4 tackles (3 solo).

AT HOUSTON (11/28): 4 solo tackles, 1 sack and 1 forced fumble.

VS. JACKSONVILLE (12/5): 7 tackles (3 solo) and 0.5 sacks.

2009 (TENNESSEE):

- Played in all 16 games with 11 starts.
- 50 tackles (30 solo), 4 sacks and 2 forced fumbles.

VS. INDIANAPOLIS (10/11): 3 tackles (2 solo).

- Made his 1st NFL start.

AT SAN FRANCISCO (11/8): 3 tackles (2 solo), 1.5 sacks and 1 forced fumble.

VS. BUFFALO (11/15): 3 tackles (2 solo), 1 sack and 1 forced fumble.

- Sacked QB Trent Edwards on a 3rd-and-9 to force a punt in a 1-score game in the 4th quarter.

2008 (TENNESSEE):

- Played in 8 games.
- Inactive for 8 games.
- 14 tackles (11 solo), 1 sack, 1 pass defended, 1 forced fumble and 1 fumble recovery.

AT CINCINNATI (9/14): Played but did not record any stats.

- Made NFL debut.

VS. HOUSTON (9/21): 3 solo tackles.

VS. PITTSBURGH (12/21): 3 tackles (2 solo), 1 sack, 1 forced fumble and 1 fumble recovery.

- Strip-sacked QB Ben Roethlisberger in the 2nd quarter to create a turnover that led to a Titans TD.

POSTSEASON:

AFC DIVISIONAL VS. BALTIMORE (1/10): Played but did not record any stats.

REDSHIRT FRESHMAN (2004): Played in 5 games with 2 starts; 8 tackles (3 solo) and 1 pass defended.

- Redshirted in 2003.

HIGH SCHOOL (ANDREWS HS – HIGH POINT, N.C.)

- Played defensive end, linebacker and tight end.
- SENIOR (2002):**
- Helped his school win a conference title.

OFF THE FIELD

COMMUNITY:

- Has participated in numerous team community events such as school visits, Taste of the NFL, Hayes for the Holidays, Big Plays Little Wishes to benefit Big Brothers Big Sisters, Urban League Turkey Distribution and the All-Community Team Ticket program.
- In July 2015, he spent a night homeless with Rams teammate Chris Long to give the 2 players the experience of not having a place to live or food to eat for 24 hours.
- Spoke to students at Miami Norland Senior HS in May 2017.

PERSONAL:

- **MAJOR:** Sports management.

BEFORE THE NFL

COLLEGE (WINSTON-SALEM STATE):

- 4-year letterman (2004-07) and 2-year starter.

CAREER: Played in 30 games with 24 starts; 150 tackles (80 solo), 15 sacks, 1 interception, 9 passes defended, 7 forced fumbles and 4 fumble recoveries.

SENIOR (2007): Started all 11 games; 78 tackles (46 solo), 8.5 sacks, 3 passes defended, 7 forced fumbles and 4 fumble recoveries.

- His 8.5 sacks and 7 forced fumbles led the team.

JUNIOR (2006): Played in all 11 games with 9 starts; 57 tackles (25 solo), 6.5 sacks, 1 interception, 5 passes defended and 2 fumble recoveries.

- His 6.5 sacks led the team.

SOPHOMORE (2005): Played in 3 games with 2 starts; 7 tackles (6 solo).

WILLIAM HAYES' NFL REGULAR SEASON STATS

YEAR	TEAM	GP	GS	TACKLES					INTERCEPTIONS					FUMBLES		
				TOT	SOLO	ASST	SK	YDS	INT	YDS	LG	TD	PD	FF	FR	
2008	TENNESSEE	8	0	14	11	3	1.0	1.0	0	0	0	0	1	1	1	1
2009	TENNESSEE	16	11	50	30	20	4.0	41.5	0	0	0	0	0	2	0	0
2010	TENNESSEE	14	0	32	25	7	1.5	17.5	0	0	0	0	0	1	0	0
2011	TENNESSEE	10	1	16	11	5	1.5	8.5	0	0	0	0	0	0	0	0
2012	ST. LOUIS	16	0	35	29	6	7.0	28.5	0	0	0	0	2	0	1	0
2013	ST. LOUIS	14	0	28	21	7	5.0	24.0	1	5	5	0	3	0	2	0
2014	ST. LOUIS	16	9	42	33	9	4.0	32.0	0	0	0	0	0	1	1	0
2015	ST. LOUIS	16	11	53	36	17	5.5	36.0	0	0	0	0	0	2	0	0
2016	L.A. RAMS	14	14	43	31	12	5.0	28.0	0	0	0	0	0	0	0	0
2017	MIAMI	10	0	19	14	5	1.0	8.0	0	0	0	0	0	0	0	0
NFL TOTALS		134	46	332	241	91	35.5	225.0	1	5	5	0	6	7	5	0

WILLIAM HAYES' NFL PLAYOFF STATS


YEAR	TEAM	GP	GS	TACKLES					INTERCEPTIONS					FUMBLES			
				TOT	SOLO	ASST	SK	YDS	INT	YDS	LG	TD	PD	FF	FR		
2008	TENNESSEE	1	0	0	0	0	0.0	0.0	0	0	0	0	0	0	0	0	0
NFL TOTALS		1	0	0	0	0	0.0	0.0	0	0	0	0	0	0	0	0	0

ADDITIONAL STATS

Special Teams Tackles: (Tennessee) 1 in 2009.

SINGLE-GAME CAREER HIGHS

- Tackles:** 9 at Seattle, 12/27/15
- Sacks:** 3 at Seattle, 12/27/15
- Interceptions:** 1 at Indianapolis, 11/10/13
- Passes Defended:** 1 6 times, last: at Arizona, 12/8/13
- Forced Fumbles:** 2 vs. Cleveland, 10/25/15
- Fumble Recoveries:** 2 vs. Tampa Bay, 12/22/13



25

XAVIEN HOWARD

CORNERBACK // 6-1 // 192 // BAYLOR '16

ACQUIRED: D2, '16

HOMETOWN: HOUSTON, TEXAS // BORN: 7/4/93

NFL: THIRD SEASON // DOLPHINS: THIRD SEASON

NFL CAREER

TRANSACTIONS:

- 2nd-round pick (38th overall) by Miami in the 2016 NFL draft.

CAREER HONORS:

- AFC Defensive Player of the Week (vs. New England, 12/11/17).

CAREER HIGHLIGHTS:

- Played in 23 career games with 22 starts.
- 88 tackles (71 solo), 1 sack, 4 interceptions, 19 passes defended and 1 forced fumble; 1 interception return for a TD.
- Became 1st player in Dolphins history to have multiple interceptions in consecutive games when he had two interceptions in games vs. Denver on 12/3/17 and vs. New England on 12/11/17.
- Was 1 of just 4 NFL players to post at least 5 passes defended in a game in the 2017 season when he had 5 passes defended vs. Denver on 12/3/17.
- On 12/11/17 vs. New England, he became 1st player to intercept Patriots QB Tom Brady twice in the same game since Indianapolis' Mike Adams on Nov. 16, 2014.

2017 (MIAMI):

- Started all 16 games.
- 48 tackles (42 solo), 1 sack, 4 interceptions and 13 passes defended.
- His 4 interceptions were tied for 8th in the AFC and 12th in the NFL.

VS. DENVER (12/3):

 1 tackle, 2 interceptions and 5 passes defended.

- Intercepted QB Trevor Siemian and returned it 30 yards for a TD in the 2nd quarter.
- Picked off Siemian again in the 4th quarter.
- It was the first 2 regular-season interceptions of his career.
- Was 1 of just 4 NFL players to post at least 5 passes defended in a game in the 2017 season.

VS. NEW ENGLAND (12/11):

 2 interceptions.

- Intercepted QB Tom Brady on 3rd-and-10 in the 1st quarter.
- Picked off Brady again on 3rd-and-16 in the 3rd quarter and returned the ball 29 yards.

- Became 1st player in Dolphins history to have multiple interceptions in consecutive games.
- Became 1st player to intercept Brady twice in the same game since Indianapolis' Mike Adams on Nov. 16, 2014.

AT BUFFALO (12/17):

 4 solo tackles and 1 sack.

- Sacked QB Tyrod Taylor for a loss of 11 yards in the 3rd quarter, the first sack of his career.

HONORS:

- AFC Defensive Player of the Week (vs. New England, 12/11).

2016 (MIAMI):

- Played in 7 games with 6 starts.
- Inactive for 9 games.
- 40 tackles (29 solo), 6 passes defended and 1 forced fumble.

AT SEATTLE (9/11):

 11 tackles (6 solo).

- Started in his NFL debut.
- Became 1st Dolphins rookie to start Week 1 at cornerback since Sean Smith (2009).
- His 11 tackles were a season high.

VS. CLEVELAND (9/25):

 6 solo tackles, 1 pass defended and 1 forced fumble.

- Forced a fumble from WR Ricardo Lewis in the 3rd quarter.

AT N.Y. JETS (12/17):

 3 solo tackles and 3 passes defended.

POSTSEASON:

AFC WILD CARD AT PITTSBURGH (1/8):

 5 tackles (3 solo), 1 interception and 2 passes defended.

- Broke up a pass intended for WR Antonio Brown on 3rd-and-10 in the 4th quarter.
- Intercepted QB Ben Roethlisberger on 3rd-and-8 and returned it 11 yards in the 4th quarter.
- Became the 2nd rookie in team history to record an interception in a playoff game (Troy Vincent, 1992).

BEFORE THE NFL

COLLEGE (BAYLOR):

- 3-year letterman (2013-15) and 2-year starter.

CAREER:

 Played in 39 games with 26 starts; 98 tackles (84 solo), 1.5 sacks, 10 interceptions, 33 passes defended, 1 forced fumble and 1 fumble recovery.

- Part of the most successful 4-year span in school history, winning two conference titles (2013-14), two bowl games and compiling 40 wins.

OFF THE FIELD

COMMUNITY:

- Cheered on participants at the 7th annual Dolphins Cancer Challenge in February 2017.
- Helped surprise 100 underprivileged children with their own beds from Ashley HomeStore in 2017.
- Annually participates in the AARP Foundation Million Meal Pack to pack more than 1 million meals in a single day for older adults in the South Florida community.
- Helped spearhead a clothing and food drive for Hurricane Harvey victims in his hometown of Houston.
- Hosted a youth football camp in his hometown in 2018.

PERSONAL:

- Has 2 daughters.
- **PRONUNCIATION:** First name is pronounced EX-ay-vee-n.
- **MAJOR:** Health, kinesiology and leisure studies.

JUNIOR (2015): Started all 13 games; 42 tackles (37 solo), 5 interceptions, 15 passes defended and 1 fumble recovery.

- His 5 interceptions led the team
- Consensus 1st-team All-Big 12.

SOPHOMORE (2014): Started all 13 games; 51 tackles (42 solo), 1.5 sacks, 4 interceptions and 13 passes defended.

- His 17 passes defended were 2nd in the Big 12 and 11th nationally.
- His 4 interceptions were tied for 3rd in the Big 12.
- Honorable mention All-Big 12.

REDSHIRT FRESHMAN (2013): Played all 13 games; 5 solo tackles, 1 interception, 1 pass defended and 1 forced fumble.

- Redshirted in 2011.

HIGH SCHOOL (WHEATLEY HS – HOUSTON, TEXAS)

- Played defensive back and quarterback.
- Also participated in basketball and ran track.

SENIOR (2011): 32 solo tackles, 9 interceptions and 33 pass breakups.

- Returned 2 interceptions for TDs.
- 1st-team all-state

XAVIEN HOWARD'S NFL REGULAR SEASON STATS

YEAR	TEAM	GP	GS	TACKLES					INTERCEPTIONS					FUMBLES	
				TOT	SOLO	ASST	SK	YDS	INT	YDS	LG	TD	PD	FF	FR
2016	MIAMI	7	6	40	29	11	0.0	0.0	0	0	0	0	6	1	0
2017	MIAMI	16	16	48	42	6	1.0	11.0	4	71	30t	1	13	0	0
NFL TOTALS		23	22	88	71	17	1.0	11.0	4	71	30t	1	19	1	0

XAVIEN HOWARD'S NFL PLAYOFF STATS

YEAR	TEAM	GP	GS	TACKLES					INTERCEPTIONS					FUMBLES	
				TOT	SOLO	ASST	SK	YDS	INT	YDS	LG	TD	PD	FF	FR
2016	MIAMI	1	1	5	3	2	0.0	0.0	1	11	11	0	2	0	0
NFL TOTALS		1	1	5	3	2	0.0	0.0	1	11	11	0	2	0	0

SINGLE-GAME CAREER HIGHS

Tackles:	11	at Seattle, 9/11/16
Sacks:	1	at Buffalo, 12/17/17
Interceptions:	2	twice, last: vs. New England, 12/11/17
Passes Defended:	5	vs. Denver, 12/3/17
Forced Fumbles:	1	vs. Cleveland, 9/25/16

SHULA IS COACH TO HALL OF FAMERS

Hall of Fame and former Dolphins Head Coach Don Shula has had 15 of his former players enshrined into the Pro Football Hall of Fame in Canton, Ohio. This total of 15 is the second-most players that an NFL head coach has had inducted into the Hall of Fame, trailing only George Halas, who had 25 players enshrined. Of this group, seven played for Shula while he was head coach with the Baltimore Colts (1963-69), while eight were on his teams with the Dolphins (1970-95).

Hall of Famers who played under Shula in Baltimore include DE Gino Marchetti (Class of 1972), WR Raymond Berry (1973), OT Jim Parker (1973), RB Lenny Moore (1975), QB Johnny Unitas (1979), LB Ted Hendricks (1990) and TE John Mackey (1992).

The Dolphins contingent includes WR Paul Warfield (1983), FB Larry Csonka (1987), Jim Langer (1987), QB Bob Griese (1990), G Larry Little (1993), C Dwight Stephenson (1998), LB Nick Buoniconti (2001) and QB Dan Marino (2005).



45

MIKE
HULL

LINEBACKER // 6-0 // 235 // PENN STATE '15

ACQUIRED: FA, '15

HOMETOWN: CANONSBURG, PA. // BORN: 5/25/91

NFL: THIRD SEASON // DOLPHINS: THIRD SEASON

NFL CAREER

TRANSACTIONS:

- Promoted from Miami's practice squad on Jan. 2, 2016.
- Signed to Miami's practice squad on Dec. 1, 2015.
- Waived by Miami on Nov. 28, 2015.
- Promoted from Miami's practice squad on Nov. 14, 2015.
- Signed to Miami's practice squad on Sept. 6, 2015.
- Waived by Miami on Sept. 5, 2015.
- Signed by Miami as an undrafted college free agent on May 8, 2015.

CAREER HIGHLIGHTS:

- Played in 35 career games with 4 starts.
- 42 tackles (27 solo), 1 interception, 1 pass defended and 1 fumble recovery.
- 27 special teams tackles (19 solo).
- Has played in 33 consecutive games.
- Finished 3rd in the NFL with 18 special teams tackles in 2016.

2017 (MIAMI):

- Played in all 16 games with 3 starts.
- 26 tackles (19 solo) and 1 fumble recovery.
- 9 special teams tackles (8 solo).
- His 9 special teams tackles were tied for 2nd on the team.

AT L.A. CHARGERS (9/17):

 10 tackles (7 solo).

- Started the season opener.
- His 10 tackles led the team.

AT N.Y. JETS (9/24):

 6 tackles (2 solo) and 1 fumble recovery.

- Recovered an RB Elijah McGuire fumble at the 50-yard line in the 4th quarter.

VS. BUFFALO (12/31):

 5 solo tackles.

2016 (MIAMI):

- Played in all 16 games with 1 start.
- 15 tackles (7 solo), 1 interception and 1 pass defended.
- 18 special teams tackles (11 solo).
- His 18 special teams tackles were 3rd in the NFL.

VS. SAN FRANCISCO (11/27):

 4 special teams tackles.

AT BALTIMORE (12/4):

 4 tackles (3 solo).

VS. ARIZONA (12/11):

 8 tackles (2 solo), 1 interception and 1 pass defended.

- Made his first NFL start.
- Intercepted QB Carson Palmer, returning the ball 8 yards in the 1st quarter.

POSTSEASON:

AFC WILD CARD AT PITTSBURGH (1/8):

 1 special teams tackle.

2015 (MIAMI):

- Played in 3 games.
- Promoted from Miami's practice squad on Jan. 2, 2016.
- Spent most of the season on Miami's practice squad.
- 1 solo tackle.

AT PHILADELPHIA (11/15):

 1 solo tackle.

- Made his NFL debut.

BEFORE THE NFL

COLLEGE (PENN STATE):

- 4-year letterman (2011-14) and 2-year starter.

CAREER:

 Played in 48 games; 294 tackles (159 solo), 6.5 sacks, 2 interceptions, 13 passes defended, 2 forced fumbles and 1 fumble recovery; 2 blocked kicks and 1 punt return for 14 yards.

- His 294 career tackles were 6th on the school's career tackles list when he left.

SENIOR (2014):

 Started all 13 games; 140 tackles (75 solo), 2 sacks, 1 interception, 4 passes defended and 1 forced fumble.

- His 140 tackles led the Big Ten.
- Team co-captain.
- 2nd-team All-American.
- Big Ten Butkus-Fitzgerald Linebacker of the Year.
- 1st-team All-Big Ten.

JUNIOR (2013):

 Played in 10 games with 8 starts; 78 tackles (44 solo), 0.5 sacks, 2 passes defended and 1 forced fumble.

SOPHOMORE (2012):

 Played in all 12 games with 1 start; 58 tackles (34 solo), 4 sacks, 1 interceptions, 5 passes defended, 1 fumble recovery; 1 blocked punt and 1 punt return for 14 yards.

- Played on all 4 punt and kickoff units.

REDSHIRT FRESHMAN (2011):

 Played in all 13 games; 18 tackles (6 solo) and 2 passes defended; 1 blocked kick.

- Redshirted in 2010.

HIGH SCHOOL (CANON-McMILLAN HS – CANONSBURG, PA.)

- Played linebacker and running back.
- Also was a 3-year letterman and team captain in baseball, a 2-year letterman and team captain in wrestling and a member of the track and field team for 1 year.

SENIOR (2009): 97 tackles; 443 rushing yards and 7 TDs.

JUNIOR (2008): Rushed for more than 1,300 yards.
 • Led the district in rushing.

OFF THE FIELD

COMMUNITY:

- Visited military troops overseas with the Armed Forces Entertainment group in 2018.

MIKE HULL'S NFL REGULAR SEASON STATS

YEAR	TEAM	GP	GS	TACKLES					INTERCEPTIONS					FUMBLES		
				TOT	SOLO	ASST	SK	YDS	INT	YDS	LG	TD	PD	FF	FR	
2015	MIAMI	3	0	1	1	0	0.0	0.0	0	0	0	0	0	0	0	0
2016	MIAMI	16	1	15	7	8	0.0	0.0	1	8	8	0	1	0	0	0
2017	MIAMI	16	3	26	19	7	0.0	0.0	0	0	0	0	0	0	0	1
NFL TOTALS		35	4	42	27	15	0.0	0.0	1	8	8	0	1	0	0	1

MIKE HULL'S NFL PLAYOFF STATS


YEAR	TEAM	GP	GS	TACKLES					INTERCEPTIONS					FUMBLES		
				TOT	SOLO	ASST	SK	YDS	INT	YDS	LG	TD	PD	FF	FR	
2016	MIAMI	1	0	0	0	0	0.0	0.0	0	0	0	0	0	0	0	0
NFL TOTALS		1	0	0	0	0	0.0	0.0	0	0	0	0	0	0	0	0

ADDITIONAL STATS

Special Teams Tackles: 18 in 2016 and 9 in 2017 for total of 27.

SINGLE-GAME CAREER HIGHS

Tackles: 10 at L.A. Chargers, 9/17/17
Special Teams Tackles: 4 vs. San Francisco, 11/27/16
Tackles:
Passes Defensed: 1 vs. Arizona, 12/11/16
Fumble Recoveries: 1 at N.Y. Jets, 9/24/17



70

JA'WAN JAMES

TACKLE // 6-6 // 312 // TENNESSEE '14
ACQUIRED: D1, '14
HOMETOWN: SUWANEE, GA. // BORN: 6/3/92
NFL: FIFTH SEASON // DOLPHINS: FIFTH SEASON

NFL CAREER

TRANSACTIONS:

- 1st-round pick (19th overall) by Miami in the 2014 NFL draft.

CAREER HIGHLIGHTS:

- Started 47 games.
- Became the 8th rookie offensive lineman in team history to start all 16 games in a season when he did so in 2014.

2017 (MIAMI):

- Started 8 games at right tackle.
- Missed 8 games after being placed on injured reserve on Nov. 11.

AT L.A. CHARGERS (9/17):

- Started at right tackle.
- Blocked for RB Jay Ajayi, who rushed for 122 yards, snapping the Chargers' streak of 17 straight games without allowing a 100-yard rusher.

AT ATLANTA (10/15):

- Started at right tackle
- Protected QB Jay Cutler, who completed 19-of-33 passes (57.6 pct.) for 151 yards and 2 TDs.
- The o-line did not give up a sack.

- RB Jay Ajayi rushed for 130 yards.

VS. N.Y. JETS (10/22): Started at right tackle.

- Helped QB Matt Moore engineer the 5th 4th-quarter comeback of his career as Miami QBs combined to pass for 326 yards and 4 TDs.

2016 (MIAMI):

- Started all 16 games at right tackle.
- Helped RB Jay Ajayi eclipse the 1,000-yard mark (1,272 rushing yards) for the 1st time in his career.
- Ajayi's 1,272 rushing yards were 3rd in Dolphins history.

VS. PITTSBURGH (10/16): Started at right tackle.

- Blocked for RB Jay Ajayi, who rushed for 204 yards for his first 100-yard effort.

VS. BUFFALO (10/23): Started at right tackle.

- Helped RB Jay Ajayi rush for 214 yards, his 2nd straight 200-yard game.

AT BUFFALO (12/24): Started at right tackle.

- Blocked for RB Jay Ajayi's 3rd 200-yard effort of the season, as he rushed 32 times for 206 yards in the victory.

POSTSEASON:

AFC WILD CARD AT PITTSBURGH (1/8): Started at right tackle.

2015 (MIAMI):

- Started 7 games at right tackle.
- Inactive for 9 games.
- Helped QB Ryan Tannehill throw for 4,208 yards, the 9th-best mark in the NFL.
- Allowed just 1.5 sacks on the season.

2014 (MIAMI):

- Started all 16 games.
- Started 9 games at right tackle and 7 at left tackle.
- Became the 8th rookie offensive lineman in team history to start all 16 games in a season.
- Helped RB Lamar Miller top the 1,000-yard mark (1,099 rushing yards.) for the 1st time in his career.
- Protected QB Ryan Tannehill as he threw for 4,045 passing yards, the most by a Dolphins QB since 1994 (Dan Marino, 4,453).
- The offense had a 1,000-yard rusher and 4,000-yard passer in the same season for the 1st time.

HONORS:

- NFL.com's Midseason All-Rookie Team.

BEFORE THE NFL

COLLEGE (TENNESSEE):

- 4-year starter (2010-13).

CAREER: Started all 49 games at right tackle.

- His 49 starts were the most in school history by an offensive lineman.

SENIOR (2013): Started all 12 games at right tackle.

- All-American honorable mention.
- 2nd-team All-SEC.
- Team captain.

JUNIOR (2012): Started all 12 games at right tackle.

- 1st-team All-SEC.

SOPHOMORE (2011): Started all 12 games at right tackle.

- 2nd-team All-SEC.

TRUE FRESHMAN (2010): Started all 13 games at right tackle.

- SEC All-Freshman Team.

HIGH SCHOOL (NORTH GWINNETT HS – SUWANEE, GA.)

SENIOR (2009): Helped his team to the state quarterfinals.

OFF THE FIELD

COMMUNITY:

- Participated in the Miami Dolphins "All-Community Team" program under the group name "Ja'Wuan's Zone Blockers," and purchased tickets, food vouchers, T-shirts and parking to each of the team's regular season home games and donated them to a charitable organization.

PERSONAL:

- Participated in the Stephen Ross externship at Hard Rock Stadium during the 2017 offseason.
- Named after former NBA player and current Miami Heat assistant coach Juwan Howard.
- **PRONUNCIATION:** First name is pronounced JUH-wan.
- **MAJOR:** Arts and sciences.

JA'WUAN JAMES' NFL REGULAR SEASON STATS

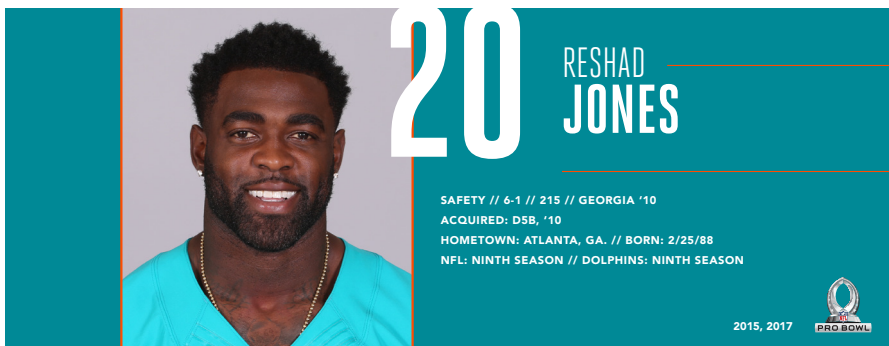
GAMES/STARTS: 2014: 16/16, 2015: 7/7, 2016: 16/16, 2017: 8/8

NFL TOTALS: 47/47

JA'WUAN JAMES' NFL PLAYOFF STATS

GAMES/STARTS: 2016: 1/1

PLAYOFF TOTALS: 1/1



NFL CAREER

TRANSACTIONS:

- 5th-round pick (163rd overall) by Miami in the 2010 NFL draft.

CAREER HONORS:

- 2017 Pro Bowl selection.
- Ike Taylor's Defensive Back of the Week (vs. Pittsburgh, 10/16/16).
- 2015 Pro Bowl selection.
- Co-recipient of the 2015 Dan Marino Team MVP Award (WR Jarvis Landry).
- No. 64 on the NFL Network Top 100 list in 2015.
- Peter King (MMQB) Defensive Player of the Week (vs. San Diego, 11/2/14).

CAREER HIGHLIGHTS:

- Played in 110 career games with 96 starts.
- 664 tackles (514 solo), 10.5 sacks, 18 interceptions, 45 passes defended, 3 forced fumbles and 7 fumble recoveries; 3 interception returns for TDs; 2 fumble returns for TDs.
- 13 special teams tackles (11 solo).
- His 5 defensive TDs are the 2nd-most in Dolphins history:

MOST DEFENSIVE TOUCHDOWNS IN DOLPHINS HISTORY

PLAYER	YEARS	DEF. TDs
1. Jason Taylor	1997-2007; 2009; 2011	9
2. RESHAD JONES*	2010-17	5
3. Dick Anderson	1968-77	4
Terrell Buckley	1995-99; 2003	4
Zach Thomas	1996-2007	4

- His 10.5 career sacks are 2nd in team history for most sacks among defensive backs:

MOST CAREER SACKS BY A DOLPHINS DEFENSIVE BACK

PLAYER	YEARS	SACKS
1. Yeremiah Bell	2004-11	11.0
2. RESHAD JONES*	2010-17	10.5
3. Patrick Surtain	1998-2004	6.5
4. Liffort Hobley	1987-93	6.0
5. Jerry Wilson	1996-2000	5.5

- His 122 tackles in 2017 led all NFL safeties and ranked No. 6 in the AFC and No. 12 in the NFL among all players:

2017 NFL TACKLE LEADERS (SAFETIES)

PLAYER	TEAM	TOTAL	SOLO	ASST
1. RESHAD JONES	MIAMI	122	94	28
2. Keanu Neal	Atlanta	113	81	32
3. Landon Collins	N.Y. Giants	99	74	25
4. Jahleel Addae	L.A. Chargers	96	66	30
5. Matthias Farley	Indianapolis	95	58	37
Jordan Poyer	Buffalo	95	63	32

- Was the only NFL player to have 2 fumble recoveries for TDs in 2017.
- Voted by teammates to be a season-long captain in 2016.
- His 135 tackles led all NFL defensive backs in 2015:

2015 NFL TACKLE LEADERS (DEFENSIVE BACKS)

PLAYER	TEAM	TOTAL	SOLO	ASST
1. RESHAD JONES	MIAMI	135	106	29
2. Corey Graham	Buffalo	122	91	31
3. Mark Barron	St. Louis	113	76	37
Barry Church	Dallas	113	75	38
5. Deone Bucannon	Arizona	109	90	19

- Became 1st player in team history to record at least 100 tackles, 4 interceptions and 2 sacks in a season when he did so in 2015.
- His 5 interceptions in 2015 were the most by a Dolphins safety in a single season since 2002 (Brock Marion).
- Became the 1st player in team history to record an interception for a TD in consecutive games (at Tennessee, 10/18/15 and vs. Houston, 10/25/15).

2017 (MIAMI):

- Started all 16 games.
- 122 tackles (94 solo), 1.5 sacks, 2 interceptions, 5 passes defended and 3 fumble recoveries; 2 fumble recovery TDs.
- His 122 tackles led all NFL safeties and ranked No. 6 in the AFC and No. 12 in the NFL among all players.
- Was the only NFL player to have 2 fumble recoveries for TDs.

VS. TENNESSEE (10/8):

- 7 tackles (6 solo), 0.5 sacks and 2 fumble recoveries.
- Recovered a QB Matt Cassel fumble that was forced by LB Kiko Alonso and returned it 38 yards for a TD to put Miami up 10-0 in the 1st quarter.
- It was his 1st career fumble recovery for a TD.
- Also recovered a RB DeMarco Murray fumble

that was forced by DT Davon Godchaux in the 1st quarter.

- Split a sack with DE Cameron Wake for a loss of 9 yards on 3rd-and-9, forcing Tennessee to punt in the 3rd quarter.

AT ATLANTA (10/15): 7 tackles (5 solo), 1 interception and 1 pass defended.

- Intercepted a QB Matt Ryan pass intended for TE Austin Hooper with 47 seconds remaining to seal the game for Miami.
- Also served as a game captain.

AT NEW ENGLAND (11/26): 13 tackles (10 solo) and 1 fumble recovery.

- Returned a fumble 14 yards for a 2nd quarter TD after a premature snap by the Patriots.
- It was the 5th defensive TD of Jones' career and his 2nd of the season.

PRO BOWL:

- Selected to start the Pro Bowl for the 2nd time in his career.
- Extended the team's streak to 20 consecutive seasons with a defensive player selected.
- Became the 4th Dolphins safety to earn multiple Pro Bowl selections, joining Jake Scott (5 times; 1971-75), Dick Anderson (3; 1972-74) and Brock Marion (3; 2000, 2003-04).

2016 (MIAMI):

- Started 6 games.
- Missed 10 games after being placed on injured reserve on Oct. 19.
- 51 tackles (31 solo), 0.5 sacks, 1 interception and 4 passes defended.
- Voted by teammates to be a season-long captain.

AT SEATTLE (9/11): 12 tackles (6 solo) and 1 pass defended.

VS. CLEVELAND (9/25): 10 tackles (9 solo), 0.5 sacks and 1 pass defended.

- Split a sack of QB Cody Kessler with DT Ndamukong Suh for a loss of 0.5 yards.

VS. PITTSBURGH (10/16): 5 tackles (4 solo), 1 interception and 1 pass defended.

- Intercepted a QB Ben Roethlisberger pass, returning it 17 yards.

HONORS:

- Ike Taylor's Defensive Back of the Week (vs. Pittsburgh, 10/16)

2015 (MIAMI):

- Started all 16 games.
- 135 tackles (106 solo), 2 sacks, 5 interceptions, 10 passes defended and 1 fumble recovery; 2 interception returns for TDs.
- Became 1st player in team history to record at least 100 tackles, 4 interceptions and 2 sacks in a season.
- His 5 interceptions were the most by a Dolphins safety in a single season since 2002 (Brock Marion).
- His 135 tackles led all NFL defensive backs.
- Became the 1st player in team history to record an interception for a TD in consecutive games (at Tennessee, 10/18 and vs. Houston, 10/25).

AT JACKSONVILLE (9/20): 11 tackles (8 solo).

- Along with LB Jelani Jenkins, recorded double-

digit tackles for the 2nd consecutive week, which marked the 1st time a Dolphins player recorded double-digit tackles in the first 2 weeks of the season since LB Zach Thomas in 2007.

AT TENNESSEE (10/18): 8 tackles (5 solo) and 1 interception.

- His 30-yard interception return for a TD in the 3rd quarter was the 2nd score of his NFL career.

VS. HOUSTON (10/25): 8 solo tackles and 1 interception.

- Returned an interception of QB Brian Hoyer 23 yards for a TD in the 2nd quarter.
- Became 1st player in team history to record an interception return for a TD in consecutive games.

PRO BOWL:

- Earned his 1st Pro Bowl selection and was chosen to start the game.
- Joined CB Brent Grimes on the roster and marked the 1st time since following the 2003 season (CB Patrick Surtain and S Brock Marion) the Dolphins had two defensive backs selected to the Pro Bowl in the same season.
- Became the 1st Dolphins safety to earn a Pro Bowl selection since S Jeremiah Bell following the 2009 season.
- Became the 6th safety in team history to go to the Pro Bowl.

HONORS:

- Co-recipient of the Dan Marino Team MVP Award (WR Jarvis Landry).
- No. 64 on the NFL Network Top 100 list.

2014 (MIAMI):

- Started 12 games.
- Missed the first 4 games due to suspension.
- 79 tackles (70 solo), 7 passes defended, 3 interceptions, 1 sack and 1 forced fumble.

AT CHICAGO (10/19): 7 solo tackles, 1 interception and 2 passes defended.

- Intercepted QB Jay Cutler and returned it 50 yards in the 2nd quarter.

VS. SAN DIEGO (11/2): 5 solo tackles and 1 interception.

- Intercepted QB Philip Rivers and returned it 16 yards in the 2nd quarter.

AT N.Y. JETS (12/1): 10 tackles (9 solo) and 1 interception.

- Intercepted QB Geno Smith near midfield to end a Jets comeback attempt on their final snap of the game.

HONORS:

- Peter King (MMQB) Defensive Player of the Week (vs. San Diego, 11/2).

2013 (MIAMI):

- Started all 16 games.
- 107 tackles (84 solo), 1.5 sacks, 1 interception and 4 passes defended; 1 interception return for a TD.

AT INDIANAPOLIS (9/15): 9 tackles (6 solo) and 0.5 sacks.

VS. BALTIMORE (10/6): 3 solo tackles and 1 interception.

- Intercepted QB Joe Flacco and returned it 25 yards for the 1st TD of his career.

BEFORE THE NFL

COLLEGE (GEORGIA):

- 3-year letterman (2007-09) and 2-year starter.

CAREER: Played in 39 games with 27 starts; 206 tackles (129 solo), 11 interceptions and 22 passes defended.

- Became the 8th player in school history since 1950 to lead the team in interceptions in consecutive seasons.

JUNIOR (2009): Started all 13 games; 73 tackles (44 solo), 4 interceptions, 11 passes defended and 1 forced fumble.

- His 4 interceptions led the team.
- 2nd-team All-SEC.
- Won school's Most Improved Player Award.

SOPHOMORE (2008): Played in all 13 games with 12 starts; 76 tackles (45 solo), 5 interceptions, 8 passes defended and 1 fumble recovery; 2 punt returns for 38 yards (19.0 avg.)

- His 5 interceptions led the team and were tied for 4th in the SEC.
- 2nd-team All-SEC.
- 2nd-team Sophomore All-American.
- Won school's Most Improved Defensive Back Award.

REDSHIRT FRESHMAN (2007): Played in all 13 games with 2 starts; 57 tackles (40 solo), 2 interceptions and 3 passes defended.

- Won the school's Most Improved Defensive Back Award.
- Redshirted in 2006.

HIGH SCHOOL (BOOKER T. WASHINGTON HS – ATLANTA, GA.)

- Played safety, running back and wide receiver.
- Also lettered in track and basketball.

SENIOR (2005): 82 tackles and 2 interceptions; Scored 15 TDs on offense.

- All-state.
- Georgia Defensive Player of the Year.

JUNIOR (2004): 71 tackles and 10 interceptions.

OFF THE FIELD

COMMUNITY:

- Participated in numerous team events, such as the Miami Dolphins Foundation Fishing Tournament, Kids and Fins Publix Shopping Spree, and taking local students to Dave & Buster's.
- Purchased game tickets and donated them to local charities.
- Donated money to help purchase toys and meals for families for the holidays.
- Participated in the Dolphins Cancer Challenge Celebrity Golf Tournament in April 2017.

PERSONAL:

- Participated in the 3-day Stephen Ross externship in New York in July 2016.
- **MAJOR:** Housing.

- It was the 1st interception return for a TD by a Dolphins safety since Brock Marion on Jan. 6, 2002.

VS. BUFFALO (10/20): 10 tackles (9 solo) and 1 sack.

2012 (MIAMI):

- Started all 16 games.
- 95 tackles (74 solo), 1 sack, 4 interceptions, 9 passes defended, 2 forced fumbles and 2 fumble recoveries.

VS. OAKLAND (9/18): 3 solo tackles and 1 interception.

- Intercepted QB Carson Palmer and returned it 8 yards.

AT CINCINNATI (10/7): 7 tackles (3 solo) and 1 interception.

- Intercepted QB Andy Dalton at midfield with 1:30 left in the game to secure the win.

VS. BUFFALO (12/23): 2 solo tackles, 1 interception and 2 fumble recoveries.

- Recovered a WR Steve Johnson fumble and returned it 24 yards, which led to a Dolphins TD in the 1st quarter.
- Recovered a fumble by QB Ryan Fitzpatrick in the 3rd quarter.
- Intercepted QB Ryan Fitzpatrick on Buffalo's final snap of the game, sealing the victory.

2011 (MIAMI):

- Played in 15 games with 12 starts.
- Inactive for 1 game.
- 62 tackles (45 solo), 2 sacks, 1 interception and 4 passes defended.
- 5 special teams tackles (4 solo).

VS. NEW ENGLAND (9/12): 12 tackles (8 solo) and 1 pass defended.

- Led the team in tackles.

VS. HOUSTON (9/18): 6 tackles (4 solo) and 1 sack.

- Sacked QB Matt Schaub for a 10-yard loss.

AT BUFFALO (12/18): 5 tackles (4 solo) and 1 interception.

- Intercepted QB Ryan Fitzpatrick and returned it 1 yard.

2010 (MIAMI):

- Played in 13 games with 2 starts.
- Inactive for 3 games.
- 14 tackles (11 solo), 1 sack, 1 interception and 2 passes defended.
- 7 solo special teams tackles and 1 special teams fumble recovery.

AT BUFFALO (9/12): Played but did not record any stats.

- Made his NFL debut.

VS. TENNESSEE (10/14): 2 solo tackles, 1 sack and 1 interception.

- Sacked QB Vince Young for a 10-yard loss for his 1st career sack.
- Reeled in his 1st career interception when he picked off Young in the end zone for a touchback with 3:28 left to seal the victory.

VS. CHICAGO (11/18): 5 tackles (4 solo).

- Made his 1st NFL start.

RESHAD JONES' NFL REGULAR SEASON STATS

YEAR	TEAM	GP	GS	TACKLES				INTERCEPTIONS					FUMBLES		
				TOT	SOLO	ASST	SK	YDS	INT	YDS	LG	TD	PD	FF	FR
2010	MIAMI	13	2	14	11	3	1.0	10.0	1	0	0	0	2	0	1
2011	MIAMI	15	12	62	45	17	2.0	14.0	1	1	1	0	4	0	0
2012	MIAMI	16	16	94	73	21	1.0	5.0	4	28	15	0	9	2	2
2013	MIAMI	16	16	107	84	23	1.5	9.0	1	25	25t	1	4	0	0
2014	MIAMI	12	12	79	70	9	1.0	8.0	3	62	50	0	7	1	0
2015	MIAMI	16	16	135	106	29	2.0	13.0	5	104	42	2	10	0	1
2016	MIAMI	6	6	51	31	20	0.5	0.5	1	17	17	0	4	0	0
2017	MIAMI	16	16	122	94	28	1.5	4.5	2	15	15	0	5	0	3
NFL TOTALS		110	96	664	514	150	10.5	64.0	18	252	50	3	45	3	7

ADDITIONAL STATS

Special Teams Tackles: 7 in 2010, 5 in 2011, 1 in 2014 for total of 13.

Punt Returns: 1 for 0 yards in 2012.

Kickoff Returns: 2 for 43 yards in 2015.

Defensive Touchdowns: 25-yard interception return vs. Baltimore (10/6/13); 30-yard interception return at Tennessee (10/18/15); 23-yard interception return vs. Houston (10/25/15); 39-yard fumble return vs. Tennessee (10/8/17); 14-yard fumble return at New England (11/26/17) for total of 5.

SINGLE-GAME CAREER HIGHS

Tackles:	15	at Kansas City, 12/24/16
Sacks:	1	9 times, last: vs. Buffalo, 12/31/17
Interceptions:	1	18 times, last: vs. Oakland, 11/5/17
Passes Defended:	2	4 times, last: vs. Houston, 10/25/15
Forced Fumbles:	1	3 times, last: vs. N.Y. Jets, 12/28/14
Fumble Recoveries:	2	twice, last: vs. Tennessee, 10/18/17



73

ROUBBENS
JOSEPH

TACKLE // 6-4 // 325 // BUFFALO '17

ACQUIRED: FA, '18

HOMETOWN: SPRINGFIELD, MASS. // BORN: 12/21/94

NFL: FIRST SEASON // DOLPHINS: FIRST SEASON

NFL CAREER

TRANSACTIONS:

- Signed by Miami on April 4, 2018.
- Waived by Baltimore on Sept. 1, 2017.
- Signed by Baltimore as an undrafted college free agent on May 15, 2017.

2017 (BALTIMORE):

- Spent training camp and the offseason with Baltimore.

BEFORE THE NFL

COLLEGE (BUFFALO):

- 2-year letterman (2015-16) and 1-year starter.
- Transferred from Hudson Valley Community College following his sophomore season (2014).

CAREER (AT BUFFALO): Played in 20 games with 15 starts.

SENIOR (2016 AT BUFFALO): Started all 12 games at left tackle.

JUNIOR (2015 AT BUFFALO): Played in 8 games with 3 starts.

SOPHOMORE (2014 AT HUDSON VALLEY CC): Started all 10 games.

TRUE FRESHMAN (2013 AT HUDSON VALLEY CC): Played in 2 games.

HIGH SCHOOL (COMMERCE HS – SPRINGFIELD, MASS.)

SENIOR (2012):

- All-League.
- All-Western Massachusetts.

OFF THE FIELD

COMMUNITY:

- Fed the homeless in Baltimore in 2017.

PERSONAL:

- **MAJOR:** Sociology.



67

DANIEL KILGORE

CENTER // 6-3 // 291 // APPALACHIAN STATE '08
ACQUIRED: T, '18 (SF)
HOMETOWN: KINGSFORT, TENN. // BORN: 12/18/87
NFL: EIGHTH SEASON // DOLPHINS: FIRST SEASON

NFL CAREER

TRANSACTIONS:

- Traded from San Francisco to Miami on March 15, 2018.
- 5th-round pick (163rd overall) by San Francisco in the 2011 NFL draft.

CAREER HONORS:

- 2012 Madden Most Valuable Protectors Award, recognizing the best offensive line in the NFL.

CAREER HIGHLIGHTS:

- Played in 74 career games with 39 starts.
- Has allowed just 7.75 sacks and flagged for only 9 penalties.
- Appeared in 6 postseason games and participated in 2 NFC Championship contests.
- Played in Super Bowl XLVII with San Francisco at the end of the 2012 season.

2017 (SAN FRANCISCO):

- Started all 16 games at center.
- Committed just 4 penalties.
- Helped San Francisco win 5 consecutive games and 6 of their last 7 contests to finish the season.
- Did not allow a sack and was flagged just once during that 7-game span.

AT SEATTLE (9/17):

 Started at center.

- Blocked for a rushing attack that totaled 159 yards on 19 carries (8.37 avg.), the 3rd-highest average against the Seahawks all-time and the 6th highest single-game average in 49ers history.

VS. N.Y. GIANTS (11/12):

 Started at center.

- Helped the offense total a season-high 474 yards in the 31-21 victory.

VS. JACKSONVILLE (12/24):

 Started at center.

- Helped the team score a season-high 44 points and win their 4th straight game.

2016 (SAN FRANCISCO):

- Started 13 games at center.
- Missed the final 3 games of the season after being placed on injured reserve on Dec. 13.
- Allowed just 1.5 sacks and was flagged only 3 times.

VS. N.Y. JETS (12/11):

 Started at center.

- Helped the offense total 248 rushing yards, the most by the 49ers in a game since Dec. 20, 2014

vs. San Diego (355).

- Averaged 9.2 yards per carry, which was the 2nd-highest single-game average in 49ers history.

2015 (SAN FRANCISCO):

- Played in 5 games with 3 starts at center.
- Completed the first 11 games of the season after he was placed on the physically unable to perform list on Aug. 31 and activated on Dec. 5.
- Allowed 0.75 sacks and was not flagged for any penalties.

2014 (SAN FRANCISCO):

- Started 7 games at center.
- Missed the rest of the season after being placed on injured reserve on Oct. 25.
- Allowed just 1 sack and did not commit any penalties.

AT DALLAS (9/7):

 Started at center.

- Made his 1st career start.

2013 (SAN FRANCISCO):

- Played in all 16 games.
- Did not allow a sack or commit any penalties.

POSTSEASON:

NFC WILD CARD AT GREEN BAY (1/5): Played but did not record any stats.

NFC DIVISIONAL AT CAROLINA (1/12): Played but did not record any stats.

NFC CHAMPIONSHIP AT SEATTLE (1/19): Played but did not record any stats.

2012 (SAN FRANCISCO):

- Played in all 16 games.
- Did not allow a sack and was flagged for just 2 penalties.

POSTSEASON:

NFC DIVISIONAL VS. GREEN BAY (1/12): Played but did not record any stats.

NFC CHAMPIONSHIP AT ATLANTA (1/20): Played but did not record any stats.

SUPER BOWL XLVII VS. BALTIMORE (2/3): Played but did not record any stats.

HONORS:

- Madden Most Valuable Protectors Award, recognizing the best offensive line in the NFL.

2011 (SAN FRANCISCO):

- Played in 1 game.

- Inactive for 14 games.
- Dressed but did not play 1 game.

VS. PITTSBURGH (12/19): Played but did not record any stats.

- Made his NFL debut.

BEFORE THE NFL

COLLEGE (APPALACHIAN STATE):

- 4-year letterman (2007-10) and 2-year starter.

CAREER: Played in 48 games with 29 starts.

- Started 16 games at right guard and 13 at left tackle.

SENIOR (2010): Started all 13 games at left tackle.

- College Sports News All-American.
- 1st-team All-Southern Conference

JUNIOR (2009): Played in 12 games.

SOPHOMORE (2008): Started all 14 games at right guard.

REDSHIRT FRESHMAN (2007): Played in 9 games with 2 starts at right guard.

- Also saw action at tight end.
- Helped his school win the FCS national championship.
- Redshirted in 2006.

HIGH SCHOOL (DOBYNS-BENNETT HS – KINGSFORT, TENN.)

- 3-year starter at center.
- Also played baseball, basketball, wrestling and threw shot put.

SENIOR (2005):

- 1st-team all-state.

OFF THE FIELD

COMMUNITY:

- Has participated in several 49ers charitable events, such as a breast cancer fashion show and elementary school visits.
- Sponsored the Tribe Games for each of the past 5 years in his hometown of Kingsport, Tenn., which is a series of athletic competitions for special needs kids.
- Coached youth football on the weekends while in San Francisco.

PERSONAL:


- Served as a student-teacher at Hardin Park Elementary School in Boone, N.C. working with special-education students in adaptive physical education classes.
- Aspires to be a coach and special-education teacher following his NFL career.
- **MAJOR:** Physical education and adaptive physical education.

DANIEL KILGORE'S NFL REGULAR SEASON STATS

GAMES/STARTS: 2011: 1/0, 2012: 16/0, 2013: 16/0, 2014: 7/7, 2015: 5/3, 2016: 13/13, 2017: 16/16 **NFL TOTALS: 74/39**

DANIEL KILGORE'S NFL PLAYOFF STATS

GAMES/STARTS: 2012: 3/0, 2013: 3/0 **PLAYOFF TOTALS: 6/0**



62 **TED LARSEN**

CENTER/GUARD // 6-3 // 323 // NC STATE '10

ACQUIRED: UFA, '17 (CHI.)

HOMETOWN: PALM HARBOR, FLA. // BORN: 6/13/87

NFL: NINTH SEASON // DOLPHINS: SECOND SEASON

NFL CAREER

TRANSACTIONS:

- Signed by Miami as an unrestricted free agent from Chicago on March 10, 2017.
- Signed by Chicago as an unrestricted free agent from Arizona on March 31, 2016.
- Signed by Arizona as an unrestricted free agent from Tampa Bay on March 12, 2014.
- Awarded off waivers to Tampa Bay on Sept. 5, 2010.
- Waived by New England on Sept. 4, 2010.

- 6th-round pick (205th overall) by New England in the 2010 NFL draft.

CAREER HIGHLIGHTS:

- Played in 110 career games with 73 starts.

2017 (MIAMI):

- Started 8 games at left guard.
- Inactive for 1 game.
- Missed 7 games after being placed on injured reserve on Sept. 4 and activated on Nov. 4.
- 1 miscellaneous tackle.

AT CAROLINA (11/13): Started at left guard.

- Made Dolphins debut.

VS. DENVER (12/3): Started at left guard.

- Blocked for RB Kenyan Drake, who rushed 23 times for 120 yards (5.2 avg.) and 1 TD.
- It was the 1st 100-yard rushing game of Drake's career.

VS. NEW ENGLAND (12/11): Started at left guard.

- Blocked for RB Kenyan Drake, who rushed 25 times for 114 yards (4.6 avg.)
- It was the 2nd 100-yard rushing game of Drake's career and the 1st time he rushed for 100 yards in back-to-back games.

2016 (CHICAGO):

- Played in all 16 games with 8 starts, all at right guard.
- 1 miscellaneous tackle.
- Allowed just a half-sack the entire season.
- Helped team finish 5th in the NFL with a 5.90 yards per play average.
- Part of an offensive line that blocked for the 3rd-most prolific passing attack (3,969 net passing yards) in team history.
- Paved the way for the team's 4.57 rushing average, the 6th-best in the NFL.

2015 (ARIZONA):

- Started 10 games.
- Started 7 games at right guard and 3 at left guard.
- Inactive for 3 games.
- Dressed but did not play 3 games.
- Did not get flagged for holding all season.
- Helped team finish with the No. 1 offense in the NFL for the 1st time in franchise history and set franchise records for points (489) and TDs (59).

POSTSEASON:

NFC DIVISIONAL VS. GREEN BAY (10/16): Started at right guard.

NFC CHAMPIONSHIP AT CAROLINA (1/24): Started at right guard.

2014 (ARIZONA):

- Started all 16 games.
- Started 14 games at left guard and 2 at right guard.
- 2 miscellaneous tackles.
- The offense allowed just 28 sacks on the season, tied for 6th-fewest in the league.

VS. SAN DIEGO (9/8): Started at left guard.

- Made Cardinals debut.

POSTSEASON:

NFC WILD CARD AT CAROLINA (1/3): Started at left guard.

2013 (TAMPA BAY):

- Played in all 16 games with 4 starts.
- Started 3 games at left guard and 1 at center.
- Did not allow a sack in his 4 starts.
- 1 miscellaneous tackle.

2012 (TAMPA BAY):

- Played in all 16 games with 13 starts.
- Started 9 games at center and 4 at right guard.
- Allowed just a half-sack the entire season.

AT OAKLAND (11/4): Started at center.

- Started at center for the 1st time in his career.
- Helped the offense amass 515 yards from scrimmage, the 2nd-most in a single game in team history at the time.

TED LARSEN'S NFL REGULAR SEASON STATS

GAMES/STARTS: (Tampa Bay) 2010: 12/11, 2011: 16/3, 2012: 16/13, 2013: 16/4, (Arizona) 2014: 16/16, 2015: 10/10, (Chicago) 2016: 16/8, (Miami) 2017: 8/8 **NFL TOTALS: 110/73**

TED LARSEN'S NFL PLAYOFF STATS

GAMES/STARTS: (Arizona) 2014: 1/1, 2015: 2/2

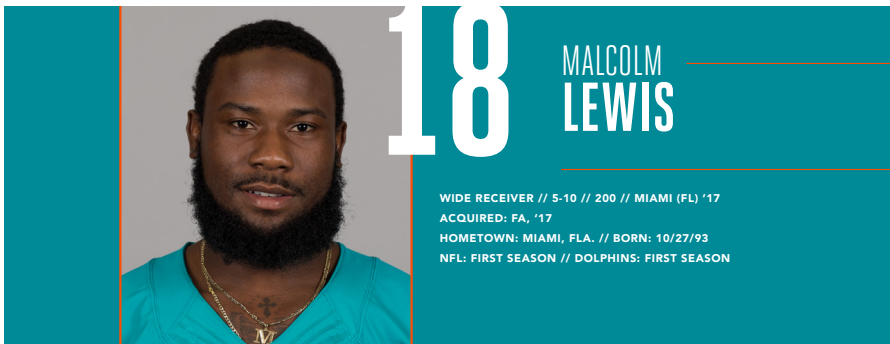
NFL TOTALS: 3/3

FLIPPER

From 1966-68, a live dolphin was situated in a water tank in the open (east) end of the Orange Bowl. He would jump in the tank to celebrate touchdowns and field goals. Flipper was removed from the Orange Bowl after 1968.

In the 1994 feature film, "Ace Ventura", starring Jim Carrey, the plot involved Snowflake, a fictional live dolphin who did tricks after the Dolphins score a touchdown and was the basis of the film after he was kidnapped as part of a revenge plot against Dolphins quarterback Dan Marino.





WIDE RECEIVER // 5-10 // 200 // MIAMI (FL) '17
 ACQUIRED: FA, '17
 HOMETOWN: MIAMI, FLA. // BORN: 10/27/93
 NFL: FIRST SEASON // DOLPHINS: FIRST SEASON

NFL CAREER

TRANSACTIONS:

- Signed by Miami on Jan. 1, 2018.
- Signed to Miami's practice squad on Sept. 3, 2017.
- Waived by Miami on Sept. 2, 2017.
- Signed by Miami as an undrafted college free agent on May 5, 2017.

2017 (MIAMI):

- Spent the entire season on Miami's practice squad.
- Also spent the offseason and training camp with Miami.

BEFORE THE NFL

COLLEGE (MIAMI):

- 5-year letterman (2012-16) and 1-year starter.

CAREER: Played in 50 games with 15 starts; 62 receptions for 649 yards (10.5 avg.) and 3 TDs; 21 kickoff returns for 470 yards (22.4 avg.); 1 carry for -2 yards; 1 punt return for -8 yards; 6 tackles (4 solo) and 1 pass defended.

- Became the 11th player in school history to play in 50+ games.

SENIOR (2016): Played in all 13 games with 4 starts; 17 receptions for 211 yards (13.7 avg.); 19 kickoff returns for 405 yards (21.3 avg.); 1 pass defended.

- Started the final 4 games of the season.

JUNIOR (2015): Played in 9 games with 1 start; 5 receptions for 47 yards (9.4 avg.); 1 carry for -2 yards; 1 assisted tackle.

SOPHOMORE (2014): Played in all 13 games with 7 starts; 25 receptions for 248 yards (9.9 avg.) and 1 TD; 1 solo tackle.

REDSHIRT FRESHMAN (2013): Played in 11 games with 2 starts; 7 receptions for 71 yards (10.1 avg.); 1 kickoff return for 26 yards; 4 tackles (3 solo).

TRUE FRESHMAN (2012): Played in 4 games with 1 start; 8 receptions for 73 yards (9.1 avg.) and 1 TD; 1 kickoff return for 39 yards; 1 punt return for -8 yards; 1 solo tackle.

- Had season cut short due to injury and was granted a redshirt year.

HIGH SCHOOL (MIRAMAR HS – MIRAMAR, FLA.)

- Also played basketball and ran track.

SENIOR (2011): 48 receptions for 716 yards (14.9 avg.) and 7 TDs; 1,010 all-purpose yards.

- 1st-team all-county.
- Team captain.

JUNIOR (2010): 32 receptions for 572 yards (17.9 avg.) and 5 TDs.

OFF THE FIELD

COMMUNITY:

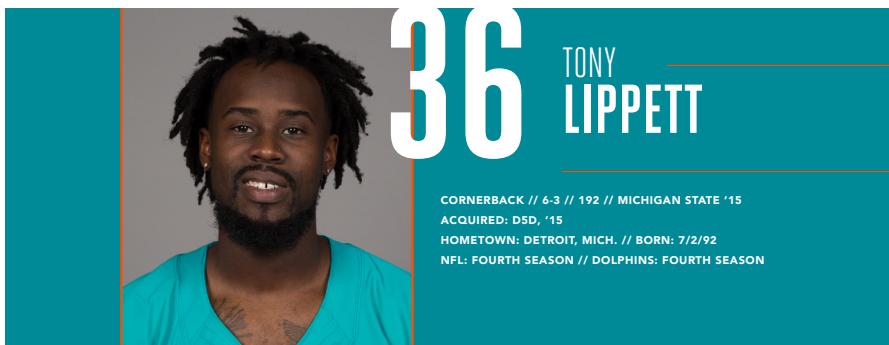
- Donated football equipment to his high school, Miramar HS.

PERSONAL:

- **MAJOR:** Sports administration with a minor in sociology.

DUAL 100-YARD RECEIVING GAMES

In the history of the franchise, the Dolphins have had 22 dual 100-yard receiving games, 24 including playoffs. The most frequent duo has been Mark Clayton and Mark Duper, who combined for four dual 100-yard receiving games. Overall, Clayton was part of eight such games while Duper was in seven. The most recent game in which the Dolphins had two players attain the 100-yard mark occurred on Sept. 18, 2016 when Jarvis Landry accumulated 137 yards on 10 receptions and DeVante Parker totaled 106 yards on eight catches at New England. The Dolphins are 9-13 in regular season games when they have had a pair of 100-yard receivers and 10-14 overall, including playoffs.



NFL CAREER

TRANSACTIONS:

- 5th-round pick (156th overall) by Miami in the 2015 NFL draft.

CAREER HIGHLIGHTS:

- Played in 25 career games with 13 starts.
- 77 tackles (54 solo), 4 interceptions and 11 passes defended.
- His 4 interceptions in 2016 led the team and were tied for 11th in the NFL.

2017 (MIAMI):

- Missed the entire season after being placed on injured reserve on Sept. 2.

2016 (MIAMI):

- Played in all 16 games with 13 starts.
- 67 tackles (45 solo), 4 interceptions and 10 passes defended.
- His 4 interceptions led the team and were tied for 11th in the NFL.
- His 4 interceptions were the most by a Dolphins player in his 1st or 2nd NFL season since CB Vontae Davis had 4 during his rookie season in 2009.

AT CINCINNATI (9/29): 6 tackles (1 solo) and 2 passes defended.

- Made his first NFL start.

AT SAN DIEGO (11/13): 7 solo tackles, 2 interceptions and 2 passes defended.

- Intercepted QB Philip Rivers in the end zone with 12:38 left for his 1st career interception.
- Picked off Rivers again with 44 seconds to play, sealing the victory.

AT N.Y. JETS (12/17): 5 tackles (3 solo), 2 interceptions and 2 passes defended.

- Intercepted QB Bryce Petty in the 3rd quarter.
- Picked off QB Ryan Fitzpatrick in the end zone on 4th-and-6 on the final play of the game.

POSTSEASON:

AFC WILD CARD AT PITTSBURGH (1/8): 4 tackles (2 solo).

2015 (MIAMI):

- Played in 9 games.
- Inactive for 7 games.
- 10 tackles (9 solo) and 1 pass defended.

- 3 solo special teams tackles.

VS. HOUSTON (10/25): Played but did not record any stats.

- Made his NFL debut.

AT SAN DIEGO (12/20): 2 tackles (1 solo).

VS. INDIANAPOLIS (12/27): 5 solo tackles.

BEFORE THE NFL

COLLEGE (MICHIGAN STATE):

- 4-year letterman (2011-14).

CAREER: Played in all 54 games with 34 starts (27 at wide receiver and 7 at cornerback); 149 receptions for 2,247 yards (15.1 avg.) and 15 TDs; 6 carries for 51 yards (8.5 avg.) and 1 TD; 23 tackles (14 solo), 5 passes defended and 1 fumble recovery.

SENIOR (2014): Started all 13 games with 12 starts at wide receiver and 2 at cornerback (including 1 game where he started at both); 65 receptions for 1,198 yards (18.4 avg.) and 11 TDs; 2 carries for 51 yards (25.5 avg.) and 1 TD; 4 tackles and 4 passes defended.

- Became the school's first 2-way starter in the same game since 1968.
- Became just the 3rd player in school history to record at least 50 receptions, 10 TD receptions, 1,000 receiving yards and 5 100-yard receiving games in a season.
- 1st-team All-Big Ten.
- Richter-Howard Big Ten Receiver of the Year.
- Team MVP.
- Co-recipient of the Downtown Coaches Club Award (school's most outstanding senior on offense).

JUNIOR (2013): Played in all 14 games with 10 starts at wide receiver; 44 receptions for 613 yards (13.9 avg.) and 2 TDs; 1 carry for 3 yards; 1-of-2 passing (50.0 pct.) for 5 yards and 1 TD; 1 tackle.

- Danziger Award (school's most outstanding Detroit-area player).

SOPHOMORE (2012): Played in all 13 games with 5 starts at wide receiver; 36 receptions for 392 yards (10.9 avg.) and 2 TDs.

REDSHIRT FRESHMAN (2011): Played in all 14 games with 5 starts at cornerback; 18 tackles (9 solo) and 5 passes defended; 4 receptions for 44 yards (11.0 avg.).

- Honorable mention All-Big Ten Freshman.
- Redshirted in 2010.

HIGH SCHOOL (CROCKETT HS – DETROIT, MICH.)

- 3-year starter.
- Played defensive back and quarterback.

SENIOR (2009): 55 tackles (36 solo) and 9 interceptions; 3,014 total yards and 30 TDs; 116-of-187 passing (62.0 pct.) for 2,066 yards and 17 TDs; 105 carries for 948 yards (9.0 avg.) and 13 rushing TDs.

- All-state at defensive back.
- All-Metro Detroit.

JUNIOR (2008): 36 tackles (32 solo) and 3 interceptions; 2,749 total yards and 23 TDs; 157-of-219 passing (71.7 pct.) for 1,967 yards and 13 TDs; 87 carries for 782 yards (9.0 avg.) and 10 TDs.

- Led the district in rushing.

OFF THE FIELD

COMMUNITY:

- Hosted youth football camps in his hometown in 2017-18.
- Adopted families for the holidays in 2017 by purchasing toys.

PERSONAL:

- Has 1 daughter.
- **MAJOR:** Communications.

TONY LIPPETT'S NFL REGULAR SEASON STATS

YEAR	TEAM	GP	GS	TACKLES					INTERCEPTIONS					FUMBLES	
				TOT	SOLO	ASST	SK	YDS	INT	YDS	LG	TD	PD	FF	FR
2015	MIAMI	9	0	10	9	1	0.0	0.0	0	0	0	0	1	0	0
2016	MIAMI	16	13	67	45	22	0.0	0.0	4	0	0	0	10	0	0
NFL TOTALS		25	13	77	54	23	0.0	0.0	4	0	0	0	11	0	0

TONY LIPPETT'S NFL PLAYOFF STATS

YEAR	TEAM	GP	GS	TACKLES					INTERCEPTIONS					FUMBLES	
				TOT	SOLO	ASST	SK	YDS	INT	YDS	LG	TD	PD	FF	FR
2016	MIAMI	1	1	4	2	2	0.0	0.0	0	0	0	0	0	0	0
NFL TOTALS		1	1	4	2	2	0.0	0.0	0	0	0	0	0	0	0

ADDITIONAL STATS

Special Teams Tackles: 3 in 2015.

SINGLE-GAME CAREER HIGHS

Tackles: 9 vs. Tennessee, 10/9/16
Interceptions: 2 twice, last: at N.Y. Jets, 12/17/16
Passes Defensed: 2 4 times, last: at Buffalo, 12/24/16



23

JORDAN LUCAS

CORNERBACK/SAFETY // 6-0 // 190 // PENN STATE '16

ACQUIRED: D6B, '16

HOMETOWN: NEW ROCHELLE, N.Y. // BORN: 8/2/93

NFL: THIRD SEASON // DOLPHINS: THIRD SEASON

NFL CAREER

TRANSACTIONS:

- Promoted from Miami's practice squad on Oct. 3, 2017.
- Signed to Miami's practice squad on Sept. 3, 2017.
- Waived by Miami on Sept. 2, 2017.
- 6th-round pick (204th overall) by Miami in the 2016 NFL draft.

CAREER HIGHLIGHTS:

- Played in 19 career games.

- 2 solo tackles.
- 6 special teams tackles (2 solo).

2017 (MIAMI):

- Played in 11 games.
- Inactive for 2 games.
- Spent 3 games on the Dolphins practice squad.
- Promoted from Miami's practice squad on Oct. 3.
- 2 solo tackles.
- 4 special teams tackles (2 solo).

VS. DENVER (12/3): 2 solo tackles.

VS. NEW ENGLAND (12/11): 1 assisted special teams tackle.

VS. BUFFALO (12/31): 1 assisted special teams tackle.

2016 (MIAMI):

- Played in 8 games.
- Inactive for 8 games.
- 4 special teams tackles (2 solo).

AT SEATTLE (9/11): Played but did not record any stats.

- Made NFL debut.

VS. BUFFALO (10/23): 2 assisted special teams tackles.

POSTSEASON:

AFC WILD CARD AT PITTSBURGH (1/8): 1 assisted special teams tackle.

BEFORE THE NFL

COLLEGE (PENN STATE):

- 4-year letterman (2012-15) and 3-year starter.

CAREER: Played in 46 games with 33 starts; 180 tackles (116 solo), 4 sacks, 3 interceptions, 16 passes defended and 3 forced fumbles.

- Started 27 consecutive games before suffering a season-ending injury near the end of his senior season.

SENIOR (2015): Started 9 games; 56 tackles (34 solo), 1 sack, 1 forced fumble and 3 passes defended.

- Shifted from cornerback to safety in the offseason.

JUNIOR (2014): Played in all 13 games with 12 starts; 58 tackles (37 solo), 2 sacks and 9 passes defended.

- His 9 passes defended led the team and his 58 tackles were 3rd.

- 3rd-team All-Big Ten.
- ESPN.com's All-Bowl team.

SOPHOMORE (2013): Started all 12 games; 65 tackles (45 solo), 1 sack, 3 interceptions, 16 passes defended and 2 forced fumbles.

- His 3 interceptions led the team.
- His 16 passes defended led the team and were 3rd in the Big Ten.
- Honorable mention All-Big Ten.

TRUE FRESHMAN (2012): Played in all 12 games; 1 assisted tackle.

HIGH SCHOOL (WORCESTER ACADEMY – WORCESTER, MASS.)

- Played defensive back and running back as a post-graduate.
- Recorded 13 TDs.
- Attended Worcester Academy (Mass.) following high school graduation from New Rochelle HS.

SENIOR (2010 AT NEW ROCHELLE HS):

- 1st-team all-star.
- AA South Back of the Year.

OFF THE FIELD

COMMUNITY:

- Participated in the Dan Marino WalkAbout Autism in January 2017.
- Regularly attends events spreading autism awareness in support of his younger brother, who has autism.

PERSONAL:

- **MAJOR:** Journalism.

JORDAN LUCAS' NFL REGULAR SEASON STATS

YEAR	TEAM	GP	GS	TACKLES					INTERCEPTIONS					FUMBLES		
				TOT	SOLO	ASST	SK	YDS	INT	YDS	LG	TD	PD	FF	FR	
2016	MIAMI	8	0	0	0	0	0.0	0.0	0	0	0	0	0	0	0	0
2017	MIAMI	11	0	2	2	0	0.0	0.0	0	0	0	0	0	0	0	0
NFL TOTALS		19	0	2	2	0	0.0	0.0	0	0	0	0	0	0	0	0

JORDAN LUCAS' NFL PLAYOFF STATS


YEAR	TEAM	GP	GS	TACKLES					INTERCEPTIONS					FUMBLES		
				TOT	SOLO	ASST	SK	YDS	INT	YDS	LG	TD	PD	FF	FR	
2016	MIAMI	1	0	0	0	0	0.0	0.0	0	0	0	0	0	0	0	0
NFL TOTALS		1	0	0	0	0	0.0	0.0	0	0	0	0	0	0	0	0

ADDITIONAL STATS

Special Teams Tackles: 2 in 2016, 4 in 2017 for total of 6.

1972 DOLPHINS LEAD NFL IN POINTS SCORED AND ALLOWED

En route to their perfect 17-0 season, the 1972 Miami Dolphins led the NFL that year in both points scored and points allowed. During the regular season, they averaged 27.5 points per contest while yielding an average of only 12.2. They are one of only 12 teams in NFL history to achieve this feat, and of the other 11, only the 1996 Green Bay Packers went on to win the Super Bowl.



75

CAMERON MALVEAUX

DEFENSIVE END // 6-5 // 265 // HOUSTON '17
 ACQUIRED: FA, '17
 HOMETOWN: BEAUMONT, TEXAS // BORN: 8/22/94
 NFL: FIRST SEASON // DOLPHINS: FIRST SEASON

NFL CAREER

TRANSACTIONS:

- Promoted from Miami's practice squad on Dec. 2, 2017.
- Signed to Miami's practice squad on Sept. 9, 2017.
- Waived by Miami on Sept. 2, 2017.
- Signed by Miami as an undrafted college free agent on May 5, 2017.

CAREER HIGHLIGHTS:

- Played in 4 career games.
- 5 tackles (4 solo) and 1 sack.

2017 (MIAMI):

- Played in 4 games.
- Inactive for 1 game.
- Spent the rest of the season on Miami's practice squad.
- Promoted from Miami's practice squad on Dec. 2, 2017.
- 5 tackles (4 solo) and 1 sack.

VS. DENVER (12/3): Played but did not record any stats.

- Made NFL debut.

AT KANSAS CITY (12/24): 2 solo tackles.

VS. BUFFALO (12/31): 2 tackles (1 solo).

- Recorded his 1st career sack when he took down QB Tyrod Taylor for a loss of 8 yards in the 4th quarter.

BEFORE THE NFL

COLLEGE (HOUSTON):

- 4-year letterman (2013-16) and 2-year starter.

CAREER: Played in 52 games with 27 starts; 81 tackles (44 solo), 4 sacks, 5 passes defended and 3 fumble recoveries.

SENIOR (2016): Started all 13 games; 21 tackles (11 solo), 1 sack, 1 pass defended and 2 fumble recoveries.

- His 2 fumble recoveries tied for the team lead.
- Team captain.

JUNIOR (2015): Played in all 14 games with 13 starts; 33 tackles (23 solo), 2.5 sacks and 3 passes defended.

SOPHOMORE (2014): Played in all 13 games with 1 start; 15 tackles (7 solo), 0.5 sacks and 1 pass defended.

REDSHIRT FRESHMAN (2013): Played in 12 games; 12 tackles (3 solo) and 1 fumble recovery.

- Redshirted in 2012.

HIGH SCHOOL (HAMSHIRE-FANNETT HS – HAMSHIRE, TEXAS)

- Played defense line and tight end.
- Earned all-district honors in basketball.
- Also threw discus and shot put in track.

SENIOR (2011):

- 74 tackles; 272 receiving yards and 3 TDs.
- 1st-team all-district.

OFF THE FIELD

PERSONAL:

- Uncle, Felman Malveaux Jr., played wide receiver at Michigan, in the CFL and spent time with the Washington Redskins (1997-98) and Tampa Bay Buccaneers (1999).
- **PRONUNCIATION:** Last name is pronounced mal-VOH.
- **MAJOR:** Supply chain and logistics technology.

CAMERON MALVEAUX'S NFL REGULAR SEASON STATS

YEAR	TEAM	GP	GS	TACKLES					INTERCEPTIONS					FUMBLES		
				TOT	SOLO	ASST	SK	YDS	INT	YDS	LG	TD	PD	FF	FR	
2017	MIAMI	4	0	5	4	1	1.0	8.0	0	0	0	0	0	0	0	0
NFL TOTALS		4	0	5	4	1	1.0	8.0	0	0	0	0	0	0	0	0

SINGLE-GAME CAREER HIGHS

Tackles: 2 twice, last: vs. Buffalo, 12/31/17
Sacks: 1 vs. Buffalo, 12/31/17



MIKE MATTHEWS

CENTER // 6-2 // 296 // TEXAS A&M '15

ACQUIRED: FA, '18

HOMETOWN: MISSOURI CITY, TEXAS // BORN: 1/27/94

NFL: FIRST SEASON // DOLPHINS: FIRST SEASON

NFL CAREER

TRANSACTIONS:

- Signed by Miami on May 25, 2018.
- Signed by Pittsburgh on Feb. 14, 2017.
- Waived by Cleveland on Sept. 3, 2016.
- Signed by Cleveland as an undrafted college free agent on May 5, 2016.

2017 (PITTSBURGH):

- Missed the entire season after being placed on injured reserve on Aug. 9.

2016 (CLEVELAND):

- Spent the offseason and training camp with Cleveland before being waived on Sept. 3.

BEFORE THE NFL

COLLEGE (TEXAS A&M):

- 4-year letterman (2012-15) and 3-year starter.

CAREER: Played in 40 games with 33 starts at center.

SENIOR (2015): Started all 13 games at center.

JUNIOR (2014): Started 10 games at center.

SOPHOMORE (2013): Started all 13 games at center.

- Helped block for QB Johnny Manziel, who was a finalist for the Heisman Trophy.
- Weight Room Offseason MVP.

TRUE FRESHMAN (2012): Played in 7 games.

HIGH SCHOOL (ELKINS HS – MISSOURI CITY, TEXAS)

- Played defensive line as a freshman and sophomore.

SENIOR (2011):

- 2nd-team All-American.
- All-Greater Houston honors.
- All-state honorable mention.
- All-district.

JUNIOR (2010):

- All-district.

OFF THE FIELD

PERSONAL:

- Father, Bruce Matthews, was inducted into the Pro Football Hall of Fame in 2007 after a 19-year career as a center for the Houston Oilers and Tennessee Titans.
- Brother, Jake, plays tackle for the Atlanta Falcons after he was their first-round pick in 2014.
- Brother, Kevin, was an NFL center and played in 17 games for Tennessee (2010, 2012).
- Cousin, Clay Matthews III, is a 6-time Pro Bowl linebacker for the Green Bay Packers.
- **MAJOR:** University studies.

BROTHERLY LOVE

In 2006, Renaldo Hill and Ray Hill became the third set of brothers to play for the Dolphins. Ray played with the team from 1998-2000 while Renaldo was a member of the Dolphins from 2006-08. The first set of brothers to play for the Dolphins were the Blackwoods, which included Glenn (1979-87) and Lyle (1981-86), both of whom played safety. In 2003, fullback Obafemi Ayanbadejo and linebacker Brendon Ayanbadejo, each of whom were in their first seasons with the Dolphins, became the second set of brothers to play for the team in franchise history.

The Dolphins also have had two sets of brothers serve on the team's coaching staff. The first set of brothers to have coached with the Dolphins was the Shulas, which included David (1982-88) and his younger brother, Mike (1991-92, 2000-02). In addition, Judd Garrett was an offensive quality control coach with the club from 2000-05, while his brother, Jason, was the team's quarterbacks coach from 2005-06.



28 BOBBY McCAIN

CORNERBACK // 5-11 // 192 // MEMPHIS '15
 ACQUIRED: D5A, '15
 HOMETOWN: OXFORD, ALA. // BORN: 8/18/93
 NFL: FOURTH SEASON // DOLPHINS: FOURTH SEASON

NFL CAREER

TRANSACTIONS:

- 5th-round pick (145th overall) by Miami in the 2015 NFL draft.

CAREER HIGHLIGHTS:

- Played in 48 career games with 19 starts.
- 111 tackles (84 solo), 2 sacks, 3 interceptions, 17 passes defended and 1 forced fumble.
- 11 special teams tackles (8 solo).

2017 (MIAMI):

- Played in all 16 games with 7 starts.
- 45 tackles (33 solo), 1 sack, 2 interceptions and 7 passes defended.
- 3 solo special teams tackles.

VS. N.Y. JETS (10/22): 2 solo tackles, 1 interception and 1 pass defended.

- Intercepted QB Josh McCown and returned it 6 yards to the Jets 17-yard line with 47 seconds left, setting up K Cody Parkey's 39-yard game-winning field goal.

AT NEW ENGLAND (11/26): 2 tackles (1 solo), 1 interception and 1 pass defended.

- Intercepted QB Tom Brady on a third-and-8 in the 2nd quarter.
- It was just the 3rd interception of Brady's season up until that point (Week 12).

VS. DENVER (12/3): 3 solo tackles, 1 sack and 3 passes defended.

- Deflected a QB Trevor Siemian pass that was intercepted by S T.J. McDonald on Denver's 1st possession of the game.
- Sacked Siemian for a loss of 13 yards with 11 seconds left in the game.

2016 (MIAMI):

- Played in all 16 games with 8 starts.
- 44 tackles (32 solo), 1 sack, 1 interception, 6 passes defended and 1 forced fumble.
- 2 special teams tackles (1 solo).

AT CINCINNATI (9/29): 4 tackles (2 solo), 1 sack and 1 pass defended.

- Sacked QB Andy Dalton for a loss of 11 yards for the 1st sack of his career.

VS. N.Y. JETS (11/6): 3 solo tackles, 1 interception and 1 pass defended.

• Intercepted QB Ryan Fitzpatrick in the end zone in the 4th quarter for his 1st career interception.

VS. NEW ENGLAND (1/1): 6 tackles (5 solo) and 1 pass defended.

POSTSEASON:

AFC WILD CARD AT PITTSBURGH (1/8): 2 assisted tackles.

2015 (MIAMI):

- Played in all 16 games with 4 starts.
- 22 tackles (19 solo).
- 6 special teams tackles (4 solo).

AT WASHINGTON (9/13): Played but did not record any stats.

- Made his NFL debut.

AT PHILADELPHIA (11/15): 2 tackles (1 solo) and 1 pass defended.

- Made his 1st NFL start.

VS. BALTIMORE (12/6): 7 solo tackles and 1 pass defended.

BEFORE THE NFL

COLLEGE (MEMPHIS):

- 4-year starter (2011-14).

CAREER: Played in 45 games with 43 starts; 136 tackles (108 solo), 1.5 sacks, 12 interceptions, 27 passes defended, 3 fumble recoveries and 1 forced fumble; 42 kickoff returns for 1,061 yards (25.3 avg.).

- Returned four interceptions for TDs.
- Finished career tied for 5th in school history with 12 interceptions and 2nd with 246 interception return yards.

SENIOR (2014): Started all 13 games; 46 tackles (38 solo), 5 interceptions, 9 passes defended and 1 fumble recovery; 13 kickoff returns for 326 yards (25.1 avg.).

- Returned 1 interception for a TD.
- 1st-team All-AAC.

JUNIOR (2013): Started 9 games; 25 tackles (21 solo), 6 interceptions, 10 passes defended and 2 fumble recoveries; 1 kickoff return for 14 yards.

- Returned 2 interceptions for TDs.

SOPHOMORE (2012): Started all 12 games.

- 36 tackles (26 solo), 1.5 sacks and 3 passes defended; 28 kickoff returns for 721 yards (25.8 avg.).

TRUE FRESHMAN (2011): Played in 11 games with 9 starts; 29 tackles (23 solo), 1 interception, 5 passes defended and 1 forced fumble.

- Returned 1 interception for a TD.

HIGH SCHOOL (OXFORD HS – OXFORD, ALA.)

- Played both sides of the ball.
- Also lettered in baseball, playing outfield and catcher.

SENIOR (2010): 35 tackles and 1 interception; 25 receptions for 378 yards (15.1 avg.) and 3 TDs; 28 carries for 212 yards (7.6 avg.) and 6 TDs; 10-of-21 passing (47.6 pct.) for 221 yards.

JUNIOR (2009): 39 tackles, 1 interception and 6 passes defended.

OFF THE FIELD

COMMUNITY:

- Participated in the Ashley HomeStore Hope to Dream sleepover event, surprising 100 underprivileged children with their own bed.
- Participated in the 2018 Miami Dolphins Business Combine.

PERSONAL:

- **MAJOR:** Sports & leisure management.

BOBBY McCAIN'S NFL REGULAR SEASON STATS

YEAR	TEAM	GP	GS	TACKLES					INTERCEPTIONS					FUMBLES	
				TOT	SOLO	ASST	SK	YDS	INT	YDS	LG	TD	PD	FF	FR
2015	MIAMI	16	4	22	19	3	0.0	0.0	0	0	0	0	4	0	0
2016	MIAMI	16	8	44	32	12	1.0	11.0	1	0	0	0	6	1	0
2017	MIAMI	16	7	45	33	12	1.0	13.0	2	6	6	0	7	0	0
NFL TOTALS		48	19	111	84	27	2.0	24.0	3	6	6	0	17	1	0

BOBBY McCAIN'S NFL PLAYOFF STATS


YEAR	TEAM	GP	GS	TACKLES					INTERCEPTIONS					FUMBLES	
				TOT	SOLO	ASST	SK	YDS	INT	YDS	LG	TD	PD	FF	FR
2016	MIAMI	1	1	2	0	2	0.0	0.0	0	0	0	0	0	0	0
NFL TOTALS		1	1	2	0	2	0.0	0.0	0	0	0	0	0	0	0

ADDITIONAL STATS

Special Teams Tackles: 6 in 2015, 2 in 2016 and 3 in 2017 for total of 11.

SINGLE-GAME CAREER HIGHS

Tackles: 8 at Kansas City, 12/24/17
Sacks: 1 twice, last: vs. Denver, 12/3/17
Interceptions: 1 3 times, last: at New England, 11/26/17
Passes Defended: 3 vs. Denver, 12/3/17
Forced Fumbles: 1 at New England, 9/18/16



22

T.J.
McDONALD

SAFETY // 6-2 // 223 // SOUTHERN CALIFORNIA '13
ACQUIRED: UFA, '17 (LAR)
HOMETOWN: FRESNO, CALIF. // BORN: 1/26/91
NFL: SIXTH SEASON // DOLPHINS: SECOND SEASON

NFL CAREER

TRANSACTIONS:

- Signed by Miami as an unrestricted free agent from the L.A. Rams on March 31, 2017.
- 3rd-round pick (71st overall) by St. Louis in the 2013 NFL draft.

CAREER HIGHLIGHTS:

- Started 61 career games.
- 326 tackles (247 solo), 5 sacks, 5 interceptions, 20 passes defended, 1 forced fumble and 2 fumble recoveries.

2017 (MIAMI):

- Started 8 games.
- Suspended for the first 8 games of the season.
- 45 tackles (31 solo), 1 interception and 3 passes defended.

AT CAROLINA (11/13):

9 tackles (7 solo).

- Made his Dolphins debut.

VS. TAMPA BAY (11/19):

5 tackles (4 solo) and 1 pass defended.

VS. DENVER (12/3):

2 solo tackles, 1 interception and 1 pass defended.

- Intercepted QB Trevor Siemian on Denver's 1st possession of the game.

2016 (L.A. RAMS):

- Started all 16 games.
- 62 tackles (49 solo), 1 sack, 2 interceptions and 6 passes defended.

AT SAN FRANCISCO (9/12): 8 solo tackles.

AT ARIZONA (10/2): 1 solo tackle, 2 passes defended and 1 interception.

- Intercepted QB Drew Stanton in the end zone on the final play of the game to preserve the victory.

VS. ARIZONA (1/1): 5 tackles (3 solo) and 1 interception.

2015 (ST. LOUIS):

- Started 11 games.
- Inactive for 1 game.
- Missed the final 4 games of the season after being placed on injured reserve on Dec. 11.
- 62 tackles (38 solo), 1 pass defended, 1 forced fumble and 1 fumble recovery.
- 1 solo special teams tackle.

VS. SEATTLE (9/13): 5 tackles (3 solo) and 1 pass defended.

AT ARIZONA (10/4): 6 tackles (5 solo) and 1 sack.

- Sacked QB Carson Palmer on a 3rd-and-2 inside the red zone in the 3rd quarter, forcing Arizona to kick a field goal.

VS. CLEVELAND (10/25): 7 tackles (3 solo) and 1 forced fumble.

- Stripped WR Travis Benjamin of the ball, which was recovered by St. Louis and led to a 4th-quarter TD drive.

2014 (ST. LOUIS):

- Started all 16 games.
- 104 tackles (84 solo), 2 sacks, 1 interception and 6 passes defended.
- 1 blocked field goal; 1 blocked punt.

AT TAMPA BAY (9/14): 5 solo tackles; 1 blocked field goal; 1 blocked punt.

- Blocked a punt by P Michael Koenen in the 2nd quarter, which led to a St. Louis field goal.
- Blocked a 24-yard field goal attempt by K Patrick Murray in the 4th quarter to keep it a 1-possession game.
- It was the 1st time since Dec. 2, 1979 the Rams blocked two kicks in the same game.

AT WASHINGTON (12/7): 4 assisted tackles and 1 interception.

- Intercepted QB Colt McCoy in the 4th quarter and returned it 20 yards.

VS. N.Y. GIANTS (12/21): 11 tackles (9 solo) and 1 sack.

2013 (ST. LOUIS):

- Started 10 games.
- Missed 6 games after he was placed on injured reserve/designated to return on Sept. 27.
- 53 tackles (45 solo), 1 sack, 1 interception and 4 passes defended.

VS. ARIZONA (9/8): 5 tackles (4 solo) and 1 pass defended.

- Made NFL debut and started his 1st NFL game.

VS. NEW ORLEANS (12/15): 5 tackles (4 solo) and 1 interception.

- Intercepted QB Drew Brees on New Orleans'

1st play from scrimmage to set up a St. Louis TD drive.

- It was his 1st career interception.

VS. TAMPA BAY (12/22): 6 solo tackles and 1 sack.

- Brought down QB Mike Glennon for a 9-yard loss for his 1st career sack.

BEFORE THE NFL

COLLEGE (SOUTHERN CALIFORNIA):

- 4-year letterman (2009-12) and 3-year starter.

CAREER: Played in 50 games with 36 starts; 273 tackles (151 solo), 2 sacks, 8 interceptions and 17 passes defended; 3 blocked kicks; 1 kickoff return for 2 yards; 1 punt return for 24 yards.

SENIOR (2012): Started all 13 games; 110 tackles (54 solo), 1 sack, 2 interceptions and 5 passes defended; 1 blocked kick; 1 kickoff return for 2 yards.

- Honorable mention All-American.
- 2nd-team All-Pac-12.
- Semifinalist for the Thorpe Award (nation's top defensive back).

JUNIOR (2011): Played in all 12 games with 11 starts; 67 tackles (39 solo), 3 interceptions and 5 passes defended; 1 blocked kick.

- 1st-team All-American.
- 1st-team All-Pac-12.
- Semifinalist for the Thorpe Award (nation's top defensive back).

SOPHOMORE (2010): Started 12 games; 89 tackles (54 solo), 1 sack, 3 interceptions and 7 passes defended; 1 blocked kick and 1 punt return for 24 yards.

- His 89 tackles led the team.
- 1st-team All-Pac-10.

TRUE FRESHMAN (2009): Played all 13 games; 7 tackles (4 solo).

HIGH SCHOOL (EDISON HS – FRESNO, CALIF.)

SENIOR (2008): 87 tackles and 3 interceptions.

- All-American.
- All-county.
- Metro Athletic Conference Defensive MVP.

JUNIOR (2007):

- 2nd-team Junior All-American.

OFF THE FIELD

COMMUNITY:

- Helped with many Dolphins community events, such as the Dade vs. Broward All-Star Game and the Dolphins Cancer Challenge.
- Joined 15 USC teammates for 5 days in Haiti in the spring of 2012 to build homes and assist those in need.
- Participated in numerous Rams community events, including Make-A-Wish Celebrity Server dinner, Coach Fisher's Celebrity Softball game, the 6th Annual Playground Build at Marygrove and the All-Community Team ticket program - T-Mac Attack.

PERSONAL:

- Father, Tim McDonald, was his high school head coach and played at USC and in the NFL for 13 years with the Cardinals (1987-92) and 49ers (1993-99).

- Brother, Tevin McDonald, played 4 games for Oakland in 2015.
- His initials, T.J., stand for Tim Jr.
- **MAJOR:** Communications.

T.J. McDONALD'S NFL REGULAR SEASON STATS

YEAR	TEAM	GP	GS	TACKLES					INTERCEPTIONS					FUMBLES	
				TOT	SOLO	ASST	SK	YDS	INT	YDS	LG	TD	PD	FF	FR
2013	ST. LOUIS	10	10	53	45	8	1.0	9.0	1	-2	-2	0	4	0	0
2014	ST. LOUIS	16	16	104	84	20	2.0	13.0	1	20	20	0	6	0	1
2015	ST. LOUIS	11	11	62	38	24	1.0	6.0	0	0	0	0	1	1	1
2016	L.A. RAMS	16	16	62	49	13	1.0	6.0	2	0	0	0	6	0	0
2017	MIAMI	8	8	45	31	14	0.0	0.0	1	7	7	0	3	0	0
NFL TOTALS		61	61	326	247	79	5.0	34.0	5	25	20	0	20	1	2

ADDITIONAL STATS

Special Teams Tackles: (St. Louis) 1 in 2015, (Los Angeles) 2 in 2016 for total of 3.

Blocked Kicks: (St. Louis) 1 blocked punt and 1 blocked field goal in 2014 for total of 2.

SINGLE-GAME CAREER HIGHS

- Tackles:** 11 twice, last: vs. N.Y. Giants, 12/21/14
- Sacks:** 1 5 times, last: at Tampa Bay, 9/25/16
- Interceptions:** 1 5 times, last: vs. Denver, 12/3/17
- Passes Defensed:** 2 twice, last: at Arizona, 10/2/16
- Forced Fumbles:** 1 vs. Cleveland, 10/25/15
- Fumble Recoveries:** 1 twice, last: at Washington, 9/20/15



52

RAEKWON McMILLAN

LINEBACKER // 6-2 // 248 // OHIO STATE '17
ACQUIRED: D2, '17
HOMETOWN: HINESVILLE, GA. // BORN: 11/17/95
NFL: SECOND SEASON // DOLPHINS: SECOND SEASON

NFL CAREER

TRANSACTIONS:

- 2nd-round pick (54th overall) by Miami in the 2017 NFL draft.

2017 (MIAMI):

- Missed the entire season after being placed on injured reserve on Sept. 2.

BEFORE THE NFL

COLLEGE (OHIO STATE):

- 3-year letterman (2014-16) and 2-year starter.

CAREER: Played in 41 games with 26 starts; 270 tackles (128 solo), 6 sacks, 1 interception, 10 passes defensed and 2 forced fumbles.

- Led the team in tackles in each of his 2 seasons as a starter (2015-16).

JUNIOR (2016): Started all 13 games; 102 tackles (49 solo), 2 sacks, 4 passes defensed and 2 forced fumbles.

- His 102 tackles led the team.
- 2nd-team All-American.

- 1st-team All-Big Ten.
 - Semifinalist for the Butkus Award (nation's top linebacker).
 - Semifinalist for the Lott IMPACT Trophy (best combination of performance and character for a defensive player).
 - Team captain.
- SOPHOMORE (2015):** Started all 13 games; 119 tackles (57 solo), 1.5 sacks and 4 passes defensed.
- His 119 tackles led the team and were 4th in the Big Ten.
 - His 119 tackles were the most by a sophomore at the school since 1990.
 - 2nd-team All-American.
 - 1st-team All-Big Ten.
- TRUE FRESHMAN (2014):** Played in all 15 games; 49 tackles (22 solo), 2.5 sacks, 1 interception and 2 passes defensed.
- Helped his team win the national championship and the Big Ten title.
 - Freshman All-American.

HIGH SCHOOL (LIBERTY COUNTY HS – HINESVILLE, GA.)

- Started all 4 years.
- 456 career tackles and 10 forced fumbles.
- Played linebacker and running back.

SENIOR (2013): 159 tackles and 8.5 sacks; nearly 700 rushing yards.

- Butkus Award winner (nation's top prep linebacker).
- 1st-team All-American.
- 1st-team all-state.
- Region 3 AAAA Defensive Player of the Year.
- Savannah Morning News Player of the Year.

JUNIOR (2012):

- Savannah Morning News Player of the Year.



24

TORRY McTYER

CORNERBACK // 5-11 // 188 // UNLV '17

ACQUIRED: FA, '17

HOMETOWN: LOS ANGELES, CALIF. // BORN: 4/10/95

NFL: SECOND SEASON // DOLPHINS: SECOND SEASON

NFL CAREER

TRANSACTIONS:

- Signed by Miami as an undrafted college free agent on May 5, 2017.

CAREER HIGHLIGHTS:

- Played in 7 career games.
- 1 solo tackle.
- 1 assisted special teams tackle.

2017 (MIAMI):

- Played in 7 games.
- Inactive for 9 games.
- 1 solo tackle.
- 1 assisted special teams tackle.

VS. N.Y. JETS (10/22): Played but did not record any stats.

- Made his NFL debut on special teams.

AT BUFFALO (12/17): 1 assisted special teams tackle.

VS. KANSAS CITY (12/24): 1 solo tackle.

BEFORE THE NFL

COLLEGE (UNLV):

- 4-year letterman (2013-16) and 2-year starter.

CAREER: Played in 49 games with 22 starts; 138 tackles (100 solo), 0.5 sacks, 4 interceptions, 28 passes defended and 1 forced fumble; 21 kickoff returns for 404 yards (19.2 avg.).

OFF THE FIELD

COMMUNITY:

- Participated in the 2018 AARP Foundation Million Meal Pack to pack more than 1 million meals in a single day for older adults in the South Florida community.
- Hosted a youth football camp in his hometown in 2018.

PERSONAL:

- **PRONUNCIATION:** First name is pronounced RAY-kwon
- **MAJOR:** Family resource management.

SENIOR (2016): Started 11 games; 49 tackles (34 solo), 3 interceptions and 15 passes defended; 20 kickoff returns for 384 yards (19.2 avg.).

- His 15 passes defended and 3 interceptions both led the team.

JUNIOR (2015): Played in all 12 games with 11 starts; 51 tackles (42 solo), 0.5 sacks, 10 passes defended and 1 forced fumble.

SOPHOMORE (2014): Played in all 13 games; 30 tackles (21 solo) and 2 passes defended; 1 kickoff return for 20 yards.

TRUE FRESHMAN (2013): Played in all 13 games; 8 tackles (3 solo) and 1 interception.

HIGH SCHOOL (CATHEDRAL HS – LOS ANGELES, CALIF.)

- Played defensive back and wide receiver.

SENIOR (2012): 30 tackles and 13 passes defended; 33 receptions for 662 yards (20.1 avg.) and 10 TDs.

OFF THE FIELD

PERSONAL:

- Father, Tim McTyer, was an all-conference defensive back for BYU (1995-96) and played 3 seasons in the NFL with Philadelphia (1997-98) and Cleveland (1999).
- **MAJOR:** Interdisciplinary studies.

TORRY McTYER'S NFL REGULAR SEASON STATS

YEAR	TEAM	GP	GS	TACKLES					INTERCEPTIONS					FUMBLES		
				TOT	SOLO	ASST	SK	YDS	INT	YDS	LG	TD	PD	FF	FR	
2017	MIAMI	7	0	1	1	0	0.0	0.0	0	0	0	0	0	0	0	0
NFL TOTALS		7	0	1	1	0	0.0	0.0	0	0	0	0	0	0	0	0

ADDITIONAL STATS

Special Teams Tackles: 1 in 2017.



81

DREW MORGAN

WIDE RECEIVER // 6-0 // 187 // ARKANSAS '17
ACQUIRED: FA, '17
HOMETOWN: GREENWOOD, ARK. // BORN: 12/2/94
NFL: FIRST SEASON // DOLPHINS: FIRST SEASON

NFL CAREER

TRANSACTIONS:

- Signed by Miami on Jan. 1, 2018.
- Signed to Miami's practice squad on Sept. 3, 2017.
- Waived by Miami on Sept. 2, 2017.
- Signed by Miami as an undrafted college free agent on May 5, 2017.

2017 (MIAMI):

- Spent the entire season on Miami's practice squad.
- Also spent the offseason and training camp with Miami.

BEFORE THE NFL

COLLEGE (ARKANSAS):

- 4-year letterman (2013-16) and 2-year starter.

CAREER: Played in 49 games with 19 starts; 138 receptions for 1,763 yards (12.8 avg.) and 14 TDs; 8 carries for 28 yards (3.5 avg.); 3 kickoff returns for 58 yards (19.3 avg.); 4 punt returns for 37 yards (9.3 avg.).

- Finished his career ranked No. 7 all-time in school history in receptions (138), No. 15 in receiving yards (1,763) and No. 13 in receiving TDs (14).
- Caught a pass in 27 straight games to end his career.

SENIOR (2016): Played in all 13 games with 9 starts; 65 receptions for 739 yards (11.4 avg.) and 3 TDs; 4 carries for 8 yards (2.0 avg.); 3 kickoff returns for 58 yards (19.3 avg.); 4 punt returns for 37 yards (9.3 avg.).

- His 65 receptions led the team, were 3rd in single-season school history and 4th in the SEC.
- His 40 receptions for 1st downs led the team and were tied for 2nd in the SEC.
- 2nd-team All-SEC.

JUNIOR (2015): Played in all 13 games with 10 starts; 63 receptions for 843 yards (13.4 avg.) and 10 TDs; 4 carries for 20 yards (5.0 avg.).

- His 53 receptions led the team, were tied for 6th in the SEC and 4th in single-season school history.
- His 843 receiving yards led the team and were 9th in the SEC.
- His 10 TD receptions were 2nd in the SEC, 17th in FBS and 3rd in single-season school history.
- Led the SEC with 8 receiving TDs in conference games.
- Became the school's 1st player since 2011 to post 3 100-yard receiving games in SEC play in the same season.
- 2nd-team All-SEC.

SOPHOMORE (2014): Played in all 13 games; 10 receptions for 181 yards (18.1 avg.) and 1 TD.

TRUE FRESHMAN (2013): Played in 10 games.

HIGH SCHOOL (GREENWOOD HS – GREENWOOD, ARK.)

- Played on both sides of the ball.

SENIOR (2012): 83 receptions for 1,122 yards (13.5 avg.) and 14 TDs; 82 carries for 764 yards (9.3 avg.) and 19 TDs; 73 tackles, 2.5 sacks, 3 interceptions, 5 passes defended and 3 forced fumbles.

- Named the state's best football player.
- Helped his school win a state championship for the 2nd straight year.


JUNIOR (2011): 85 receptions for 1,400 yards (16.5 avg.) and 25 TDs; 89 tackles, 4.5 sacks and 4 interceptions.

- Helped his school win a state championship.

OFF THE FIELD

PERSONAL:

- **MAJOR:** Management.



8

BROCK OSWEILER

QUARTERBACK // 6-7 // 240 // ARIZONA STATE '12

ACQUIRED: UFA, '18 (DEN.)

HOMETOWN: KALISPELL, MONT. // BORN: 11/22/90

NFL: SEVENTH SEASON // DOLPHINS: FIRST SEASON

NFL CAREER

TRANSACTIONS:

- Signed by Miami as an unrestricted free agent from Denver on March 23, 2018.
- Signed by Denver on Sept. 2, 2017.
- Released by Cleveland on Sept. 2, 2017.
- Traded from Houston to Cleveland on March 9, 2017.
- Signed by Houston as an unrestricted free agent from Denver on March 10, 2016.
- 2nd-round pick (57th overall) by Denver in the 2012 NFL draft.

CAREER HONORS:

- AFC Offensive Player of the Week (at Chicago, 11/22/15).

CAREER HIGHLIGHTS:

- Played in 42 career games with 25 starts.
- Completed 584-of-987 passes (59.2 pct.) for 6,171 yards and 31 TDs for a QB rating of 76.5
- 84 carries for 245 yards (2.9 avg.) and 4 TDs.

2017 (DENVER/CLEVELAND):

- Played in 6 games with 4 starts.
- Inactive for 1 game.
- Dressed but did not play 9 games.
- Completed 96-of-172 passes (55.8 pct.) for 1,088 yards and 5 TDs for a QB rating of 72.5.
- 14 carries for 64 yards (4.6 avg.) and 1 TD.
- Signed by Denver on Sept. 2.
- Released by Cleveland on Sept. 2 after spending training camp and the offseason with the Browns.

AT PHILADELPHIA (11/5): 19-of-38 passing (50.0 pct.) for 208 yards and 1 TD.

- Made his 1st start in his 2nd stint with the Broncos.

VS. NEW ENGLAND (11/12): 18-of-33 passing (54.5 pct.) for 221 yards and 1 TD; 1 carry for -1 yard.

AT INDIANAPOLIS (12/14): 12-of-17 passing (70.6 pct.) for 194 yards and 2 TDs; 4 carries for 15 yards (3.8 avg.) and 1 TD.

- Became the 1st player in team history to pass for 2+ TDs and rush for another in relief.
- Threw 2 2nd-half TD passes to overcome a halftime deficit and lead Denver to victory.

2016 (HOUSTON):

- Played in 15 games with 14 starts.
- Dressed but did not play 1 game.
- Completed 301-of-510 passes (59.0 pct.) for 2,957 yards and 15 TDs for a QB rating of 72.2.
- 30 carries for 131 yards (4.4 avg.) and 2 TDs.
- 1 reception for -14 yards.

VS. CHICAGO (9/11): 22-of-35 passing (62.9 pct.) for 231 yards and 2 TDs; 4 carries for 14 yards (3.5 avg.).

- Led Houston to victory in his 1st start with the team.
- Hit WR Will Fuller for an 18-yard TD with 12:44 remaining to take the lead.

VS. INDIANAPOLIS (10/16): 25-of-39 passing (64.1 pct.) for 269 yards and 2 TDs; 2 carries for -4 yards (-2.0 avg.).

- Threw 2 TD passes in the final 3 minutes to tie the game, one the Texans ended up winning in overtime.
- Completed a 26-yard TD pass to TE C.J. Fiedorowicz with 49 seconds left to send the game to overtime.
- Tossed a 10-yard TD pass to RB Lamar Miller to make it a 1-score game with 2:37 remaining.

AT GREEN BAY (12/4): 22-of-35 passing (62.9 pct.) for 202 yards and 2 TDs; 3 carries for 20 yards (6.7 avg.).

POSTSEASON:

AFC WILD CARD VS. OAKLAND (1/7): 14-of-25 passing (56.0 pct.) for 168 yards and 1 TD; 6 carries for 15 yards (2.5 avg.) and 1 TD.

- Started and won the 1st playoff game of his career.

AFC DIVISIONAL AT NEW ENGLAND (1/14): 23-of-40 passing (57.5 pct.) for 197 yards and 1 TD; 1 carry for 18 yards.

2015 (DENVER):

- Played in 8 games with 7 starts.
- Dressed but did not play 8 games.
- Completed 170-of-275 passes (61.8 pct.) for 1,967 yards and 10 TDs for a QB rating of 86.4.
- 21 carries for 61 yards (2.9 avg.) and 1 TD.
- Went 5-2 as the starting quarterback in the team's final 7 games of the regular season.

AT CHICAGO (11/22): 20-of-27 passing (74.1 pct.) for 250 yards and 2 TDs; 2 carries for 4 yards (2.0 avg.).

- Made his 1st career start on his 25th birthday.
- Hit WR Cody Latimer for a 10-yard TD to extend Denver's lead to 8 points with 11:42 to play.
- His 127.1 passer rating was the 2nd-best in Broncos history by a QB making his 1st start.

VS. NEW ENGLAND (11/29): 23-of-42 passing (54.8 pct.) for 270 yards and 1 TD; 2 carries for 4 yards (2.0 avg.).

- Threw a 4-yard TD pass to WR Andre Caldwell with 1:09 left to take the lead.
- Led a game-winning drive in overtime capped off by a 48-yard TD run by RB C.J. Anderson.

AT PITTSBURGH (12/20): 21-of-44 passing (47.7 pct.) for 296 yards and 3 TDs; 5 carries for 19 yards (3.8 avg.) and 1 TD.

- Became just the 3rd Broncos QB to pass for 3+ TDs and rush for 1+ TD in the same game (QB John Elway and QB Peyton Manning).
- Was the 1st NFL QB to pass for 3+ TDs and rush for 1+ TD since 2013 (Manning).

POSTSEASON:

AFC DIVISIONAL VS. PITTSBURGH (1/17): Dressed but did not play.

AFC CHAMPIONSHIP VS. NEW ENGLAND (1/24): Dressed but did not play.

SUPER BOWL 50 VS. CAROLINA (2/7): Dressed but did not play.

HONORS:

- AFC Offensive Player of the Week (at Chicago, 11/22).

2014 (DENVER):

- Played in 4 games.
- Dressed but did not play 12 games.
- Completed 4-of-10 passes (40.0 pct.) for 52 yards and 1 TD.
- 8 carries for 0 yards (0.0 avg.).

VS. OAKLAND (12/28): 2-of-2 passing (100.0 pct.) for 39 yards and 1 TD; 1 rush for -1 yard.

- Threw a 1-yard TD pass to TE Virgil Green for the 1st TD pass of his career.

POSTSEASON:

AFC DIVISIONAL VS. INDIANAPOLIS (1/11): Dressed but did not play.

2013 (DENVER):

- Played in 4 games.
- Dressed but did not play 12 games.
- Completed 11-of-16 passes (68.8 pct.) for 95 yards.
- 3 carries for 2 yards (0.7 avg.).

POSTSEASON:

AFC DIVISIONAL VS. SAN DIEGO (1/12): Dressed but did not play.

AFC CHAMPIONSHIP VS. NEW ENGLAND (1/19): Dressed but did not play.

SUPER BOWL XLVIII VS. SEATTLE (2/2): Dressed but did not play.

2012 (DENVER):

- Played in 5 games.
- Dressed but did not play 11 games.
- Completed 2-of-4 passes (50.0 pct.) for 12 yards.
- 8 carries for -13 yards (-1.6 avg.).

VS. OAKLAND (9/30): 1 carry for -1 yard.

- Made his NFL debut.

VS. KANSAS CITY (12/30): 2-of-4 passing (50.0 pct.) for 12 yards; 3 carries for -6 yards (-2.0 avg.).

- Completed his 1st NFL pass to WR Matt Willis for a 5-yard gain in the 4th quarter.

POSTSEASON:

AFC DIVISIONAL VS. BALTIMORE (1/12): Dressed but did not play.

BEFORE THE NFL

COLLEGE (ARIZONA STATE):

- 3-year letterman (2009-11) and 1-year starter.

CAREER: Played in 25 games with 15 starts; 372-of-620 passing (60.0 pct.) for 5,082 yards and 33 TDs; 137 carries for 221 yards (1.6 avg.) and 4 TDs.

- Posted 7 career 300-yard games.

JUNIOR (2011): Started all 13 games; 326-of-516 passing (63.2 pct.) for 4,036 yards and 26 TDs; 83 carries for 90 yards (1.1 avg.) and 3 TDs

- Became 1st quarterback in school history to pass for 4,000 yards in a season.

- Set single-season school records for passing yards (4,036), completions (326), attempts (516) and completion percentage (63.2 pct.).

- His 26 passing TDs were 4th-most in school history.

SOPHOMORE (2010): Played in 6 games with 1 start; 22-of-49 completions (56.9 pct.) for 797 yards and 5 TDs; 38 carries for 124 yards (3.3 avg.) and 1 TD.

TRUE FRESHMAN (2009): Played in 6 games with 1 start; 24-of-55 passing (43.6 pct.) for 249 yards and 2 TDs; 16 carries for 7 yards (0.4 avg.).

- Became the 1st true freshman to start a game at quarterback for the school since 1993 (QB Jake Plummer).

HIGH SCHOOL (FLATHEAD HS – KALISPELL, MONT.)

- Also played basketball and committed to Gonzaga as a sophomore before turning his focus solely to football.

- Averaged 24.9 points, 14.5 rebounds, 2.5 assists, 2.3 steals and 1.8 blocks a game on the basketball court as a junior in 2007-08.

SENIOR (2008): 189-of-303 passing (62.4 pct.) for 2,703 yards and 29 TDs; 162 carries for 700 yards (4.3 avg.) and 13 TDs.

- Gatorade HS Player of the Year for Montana.
- Led the state in completions (303) and passing yards (2,703).
- His 303 pass attempts and 29 passing TDs were 2nd in the state.

OFF THE FIELD

COMMUNITY:

- Selected as 1 of the NFLPA's Community MVPs in 2014 for his work with Rocky Mountain Hospital for Children.

PERSONAL:

- Married to Erin and has 1 daughter, Blake.
- **MAJOR:** Interdisciplinary studies.

BROCK OSWEILER'S NFL REGULAR SEASON STATS

YEAR	TEAM	GP	GS	ATT	CMP	PCT	YDS	Y/A	TD	INT	LG	SK/YDS	RATE
2012	DENVER	5	0	4	2	50.0	12	3.0	0	0	7	0/0	56.3
2013	DENVER	4	0	16	11	68.8	95	5.9	0	0	19	2/8	84.1
2014	DENVER	4	0	10	4	40.0	52	5.2	1	0	38	0/0	90.4
2015	DENVER	8	7	275	170	61.8	1967	7.2	10	6	72t	23/151	86.4
2016	HOUSTON	15	14	510	301	59.0	2957	5.8	15	16	53	27/206	72.2
2017	DENVER	6	4	172	96	55.8	1088	6.3	5	5	54t	10/64	72.5
NFL TOTALS		42	25	987	584	59.2	6171	6.3	31	27	72t	62/429	76.5

BROCK OSWEILER'S NFL REGULAR SEASON RUSHING/RECEIVING STATS

YEAR	TEAM	GP	GS	RUSHING					RECEIVING				
				ATT	YDS	AVG	LG	TD	REC	YDS	AVG	LG	TD
2012	DENVER	5	0	8	-13	-1.6	-1	0	0	0	0.0	-	0
2013	DENVER	4	0	3	2	0.7	4	0	0	0	0.0	-	0
2014	DENVER	4	0	8	0	0.0	4	0	0	0	0.0	-	0
2015	DENVER	8	7	21	61	2.9	8	1	0	0	0.0	-	0
2016	HOUSTON	15	14	30	131	4.4	21	2	1	-14	-14.0	-6	0
2017	DENVER	6	4	14	64	4.6	18t	1	0	0	0.0	-	0
NFL TOTALS		42	25	84	245	2.9	21	4	1	-14.0	-14.0	-6	0

BROCK OSWEILER'S NFL PLAYOFF STATS

YEAR	TEAM	GP	GS	ATT	CMP	PCT	YDS	Y/A	TD	INT	LG	SK/YDS	RATE
2016	HOUSTON	2	2	65	37	56.9	365	5.6	2	3	38	3/17	63.9
NFL TOTALS		2	2	65	37	56.9	365	5.6	2	3	38	3/17	63.9

BROCK OSWEILER'S NFL PLAYOFF RUSHING/RECEIVING STATS

YEAR	TEAM	GP	GS	RUSHING					RECEIVING				
				ATT	YDS	AVG	LG	TD	REC	YDS	AVG	LG	TD
2016	HOUSTON	2	2	7	33	4.7	18	1	0	0	0.0	-	0
NFL TOTALS		2	2	7	33	4.7	18	1	0	0	0.0	-	0

ADDITIONAL STATS

Career Regular Season Record As A Starter: (Denver) 5-2 in 2015, (Houston) 8-6 in 2016, (Denver) 0-4 in 2017 for total of 13-12.

Career Playoff Record As A Starter: (Houston) 1-1 in 2016.

OSWEILER'S 4TH QUARTER COMEBACK VICTORIES (4)

DATE	OPP	4Q DEFICIT	4Q STATS	FINAL SCORE
1. 11/29/15	vs. NE	7-21	16-7-131-1-0	30-24
2. 12/28/15	vs. Cin.	10-14	9-7-92-0-0	20-17
3. 9/11/16	vs. Chi.	13-14	7-3-65-1-0	23-14
4. 10/16/16	vs. Ind.	9-23	15-12-135-2-0	26-23

SINGLE-GAME CAREER HIGHS

Pass Attempts:	51	vs. Oakland, 12/13/15
Completions:	35	vs. Oakland, 12/13/15
Passing Yards:	308	vs. Oakland, 12/13/15
TD Passes:	3	at Pittsburgh, 12/20/15
Longest Pass:	72t	vs. San Diego, 1/3/16
Completion Pct.:	74.1	at Chicago, 11/22/15
Passer Rating:	147.7	at Indianapolis, 12/14/17
Rush Attempts:	6	vs. Oakland, 1/17/17*
Rushing Yards:	27	at Washington, 12/24/17
Longest Run:	21	vs. San Diego, 11/27/16
Rushing TDs:	1	5 times, last: at Indianapolis, 12/14/17

* AFC Wild Card game

300-YARD PASSING GAMES (1)

DATE	OPP	ATT	CMP	PCT	YDS	TD	INT	LG	RATE
12/13/15	vs. Oak.	51	35	68.6	308	0	0	32	84.4

DOLPHINS RAN THROUGH THE 1970s

From 1970-79, the Dolphins were the decade's most proficient rushing team. Miami totaled 23,720 rushing yards in the decade, ahead of the second place Dallas Cowboys (23,651 yards), and averaged a decade-best 4.41 yards per carry, ahead of the Buffalo Bills (4.33 avg.). Miami scored 188 touchdowns on the ground in that 10-year period, tied for second with the Cowboys, behind only the Pittsburgh Steelers (192 TDs). Additionally, the Dolphins set a then-NFL record with 2,960 rushing yards (currently No. 7 in NFL history) during the team's "perfect season" of 1972.

2012 GAME-BY-GAME STATS (DENVER)

DATE	OPPONENT	P/S	ATT	CMP	PCT	YDS	TD	INT	LG	SK/YDS
09/09	PITTSBURGH					DID NOT PLAY				
09/17	at Atlanta					DID NOT PLAY				
09/23	HOUSTON					DID NOT PLAY				
09/30	OAKLAND	1/0	0	0	0.0	0	0	0	-	0/0
10/07	at New England					DID NOT PLAY				
10/15	at San Diego					DID NOT PLAY				
10/28	NEW ORLEANS	1/0	0	0	0.0	0	0	0	-	0/0
11/04	at Cincinnati					DID NOT PLAY				
11/11	at Carolina					DID NOT PLAY				
11/18	SAN DIEGO					DID NOT PLAY				
11/25	at Kansas City					DID NOT PLAY				
12/02	TAMPA BAY					DID NOT PLAY				
12/06	at Oakland					DID NOT PLAY				
12/16	at Baltimore	1/0	0	0	0.0	0	0	0	-	0/0
12/23	CLEVELAND	1/0	0	0	0.0	0	0	0	-	0/0
12/30	KANSAS CITY	1/0	4	2	50.0	12	0	0	7	0/0
2012 TOTALS		5/0	4	2	50.0	12	0	0	7	0/0

DATE	OPPONENT	P/S	ATT	CMP	PCT	YDS	TD	INT	LG	SK/YDS
01/12	BALTIMORE*					DID NOT PLAY				

* AFC Divisional game

2013 GAME-BY-GAME STATS (DENVER)

DATE	OPPONENT	P/S	ATT	CMP	PCT	YDS	TD	INT	LG	SK/YDS
09/05	BALTIMORE					DID NOT PLAY				
09/15	at N.Y. Giants					DID NOT PLAY				
09/23	OAKLAND					DID NOT PLAY				
09/29	PHILADELPHIA	1/0	3	2	66.7	10	0	0	5	0/0
10/06	at Dallas					DID NOT PLAY				
10/13	JACKSONVILLE					DID NOT PLAY				
10/20	at Indianapolis					DID NOT PLAY				
10/27	WASHINGTON					DID NOT PLAY				
11/10	at San Diego					DID NOT PLAY				
11/17	KANSAS CITY					DID NOT PLAY				
11/24	at New England	1/0	0	0	0.0	0	0	0	-	0/0
12/01	at Kansas City					DID NOT PLAY				
12/08	TENNESSEE					DID NOT PLAY				
12/12	SAN DIEGO					DID NOT PLAY				
12/22	at Houston	1/0	0	0	0.0	0	0	0	-	0/0
12/29	at Oakland	1/0	13	9	69.2	85	0	0	19	2/8
2013 TOTALS		4/0	16	11	68.8	95	0	0	19	2/8

DATE	OPPONENT	P/S	ATT	CMP	PCT	YDS	TD	INT	LG	SK/YDS
01/12	SAN DIEGO*					DID NOT PLAY				
01/19	NEW ENGLAND**					DID NOT PLAY				
02/02	vs. Seattle***					DID NOT PLAY				
PLAYOFF TOTALS		0/0	0	0	0.0	0	0	0	-	0/0

* AFC Divisional game

** AFC Championship

*** Super Bowl XLVIII

DOLPHINS SOARED THROUGH THE 1980s

From 1980-89, the Dolphins were among the decade's most proficient passing teams. The Dolphins scored a decade-best 285 passing touchdowns during the decade, ahead of the second-place San Francisco 49ers (272). Miami totaled 38,132 passing yards during the 10-year period, which was the third-highest total in the decade, behind only the San Diego Chargers (41,195) and the 49ers (38,833 yards). In 1984, the Dolphins set then-NFL records with 5,146 gross passing yards (currently No. 11 in NFL history) and 48 touchdowns passes (currently No. 5 in NFL history).

2014 GAME-BY-GAME STATS (DENVER)

DATE	OPPONENT	P/S	ATT	CMP	PCT	YDS	TD	INT	LG	SK/YDS
09/07	INDIANAPOLIS									
09/14	KANSAS CITY									
09/21	at Seattle									
10/05	ARIZONA									
10/12	at N.Y. Jets									
10/19	SAN FRANCISCO	1/0	1	0	0.0	0	0	0	-	0/0
10/23	SAN DIEGO									
11/02	at New England									
11/09	at Oakland	1/0	5	2	40.0	13	0	0	9	0/0
11/16	at St. Louis									
11/23	MIAMI									
11/30	at Kansas City									
12/07	BUFFALO									
12/14	at San Diego	1/0	2	0	0.0	0	0	0	-	0/0
12/22	at Cincinnati									
12/28	OAKLAND	1/0	2	2	100.0	39	1	0	38	0/0
2014 TOTALS		4/0	10	4	40.0	52	1	0	-	0/0
DATE	OPPONENT	P/S	ATT	CMP	PCT	YDS	TD	INT	LG	SK/YDS
01/11	INDIANAPOLIS*									

* AFC Divisional game

2015 GAME-BY-GAME STATS (DENVER)

DATE	OPPONENT	P/S	ATT	CMP	PCT	YDS	TD	INT	LG	SK/YDS
09/12	BALTIMORE									
09/17	at Kansas City									
09/27	at Detroit									
10/04	MINNESOTA									
10/11	at Oakland									
10/18	at Cleveland									
11/01	GREEN BAY									
11/08	at Indianapolis									
11/15	KANSAS CITY	1/0	24	14	58.3	146	1	1	17	3/20
11/22	at Chicago	1/1	27	20	74.1	250	2	0	48t	5/31
11/29	NEW ENGLAND	1/1	42	23	54.8	270	1	1	39	3/16
12/06	at San Diego	1/1	26	16	61.5	166	1	1	22	1/7
12/13	OAKLAND	1/1	51	35	68.6	308	0	0	32	5/32
12/20	at Pittsburgh	1/1	44	21	47.7	296	3	1	61t	2/15
12/28	CINCINNATI	1/1	39	27	69.2	299	1	0	35	3/22
01/03	SAN DIEGO	1/1	22	14	63.6	232	1	2	72t	1/8
2015 TOTALS		8/7	275	170	61.8	1967	10	6	72t	23/151
DATE	OPPONENT	P/S	ATT	CMP	PCT	YDS	TD	INT	LG	SK/YDS
01/17	PITTSBURGH*									
01/24	NEW ENGLAND**									
02/07	vs. Carolina***									
PLAYOFF TOTALS		0/0	0	0	0.0	0	0	0	-	0/0

* AFC Divisional game

** AFC Championship

*** Super Bowl 50

LEAGUE LEADERS IN FEWEST SACKS ALLOWED

The Dolphins hold NFL records for most seasons leading the league in fewest sacks allowed (10 – 1973, 1982-90) and most consecutive seasons leading the league in the same category (1982-90). In addition, during the 1988 and 1989 seasons the Dolphins set an NFL record by not allowing a quarterback sack in 19 consecutive games. The streak far outdistanced the previous NFL mark of five straight games, which was accomplished on many occasions. In 1988, Miami set the NFL's single-season sack record by allowing only seven sacks in the 16-game season.

2016 GAME-BY-GAME STATS (HOUSTON)

DATE	OPPONENT	P/S	ATT	CMP	PCT	YDS	TD	INT	LG	SK/YDS
09/11	CHICAGO	1/1	35	22	62.9	231	2	1	35	2/16
09/18	KANSAS CITY	1/1	33	19	57.6	268	1	2	53	2/14
09/22	at New England	1/1	41	24	58.5	196	0	1	18	2/21
10/02	TENNESSEE	1/1	37	25	67.6	254	2	2	45	1/10
10/09	at Minnesota	1/1	42	19	45.2	184	1	1	25	4/29
10/16	INDIANAPOLIS	1/1	39	25	64.1	269	2	1	36	1/13
10/24	at Denver	1/1	41	22	53.7	131	0	0	13	1/0
10/30	DETROIT	1/1	29	20	69.0	186	1	1	23	3/22
11/13	at Jacksonville	1/1	27	14	51.9	99	2	0	16	1/7
11/21	at Oakland	1/1	39	26	66.7	243	1	1	24	2/13
11/27	SAN DIEGO	1/1	37	22	59.5	246	0	3	33	1/7
12/04	at Green Bay	1/1	35	22	62.9	202	2	0	44t	2/18
12/11	at Indianapolis	1/1	24	14	58.3	147	0	1	22	2/16
12/18	JACKSONVILLE	1/1	11	6	54.5	48	0	2	16	0/0
12/25	at Kansas City					DID NOT PLAY				
01/01	at Tennessee	1/0	40	21	52.5	253	1	0	51	3/20
2016 TOTALS		15/14	510	301	59.0	2957	15	16	53	27/206
DATE	OPPONENT	P/S	ATT	CMP	PCT	YDS	TD	INT	LG	SK/YDS
01/07	OAKLAND*	1/1	25	14	56.0	168	1	0	38	0/0
01/14	at New England**	1/1	40	23	57.5	197	1	3	19	3/17
PLAYOFF TOTALS		2/2	65	37	56.9	365	2	3	38	3/17

* AFC Wild Card game

** AFC Divisional game

2017 GAME-BY-GAME STATS (DENVER)

DATE	OPPONENT	P/S	ATT	CMP	PCT	YDS	TD	INT	LG	SK/YDS
09/11	L.A. CHARGERS					DID NOT PLAY				
09/17	DALLAS					DID NOT PLAY				
09/24	at Buffalo					DID NOT PLAY				
10/01	OAKLAND					DID NOT PLAY				
10/15	N.Y. GIANTS	1/0	4	2	50.0	18	0	0	9	0/0
10/22	at L.A. Chargers					DID NOT PLAY				
10/30	at Kansas City					DID NOT PLAY				
11/05	at Philadelphia	1/1	38	19	50.0	208	1	2	32	3/17
11/12	NEW ENGLAND	1/1	33	18	54.5	221	1	1	38	0/0
11/19	CINCINNATI	1/1	42	23	54.8	254	1	1	21	3/25
11/26	at Oakland					INACTIVE				
12/03	at Miami					DID NOT PLAY				
12/10	N.Y. JETS					DID NOT PLAY				
12/14	at Indianapolis	1/0	17	12	70.6	194	2	0	54t	0/0
12/24	at Washington	1/1	38	22	57.9	193	0	1	24	4/22
12/31	KANSAS CITY					DID NOT PLAY				
2017 TOTALS		6/4	172	96	55.8	1088	5	5	54t	10/64

JOE ROBBIE ALUMNI PLAZA



On Sept. 12, 2011, just hours before the season opener against the New England Patriots, Dolphins Chairman of the Board/Managing General Partner Stephen Ross was accompanied by Tim Robbie and Hall of Famers Dan Marino, Bob Griese, Larry Little and Dwight Stephenson as Ross re-dedicated a statue of team founder Joe Robbie on the newly named Joe Robbie Alumni Plaza, located at Gate C of the Hard Rock Stadium.

Later during the 2011 season on Dec. 4, a little more than an hour before the Dolphins and Oakland Raiders game, the Dolphins unveiled the newly minted Walk of Fame. The Walk of Fame surrounds the statue of the late Robbie as the centerpiece of the Joe Robbie Alumni Plaza. Hall of Famers Don Shula, Marino, Griese, Nick Buoniconti, Jim Langer, Little, Larry Csonka, Stephenson and Paul Warfield joined Robbie in having their names immortalized in bronze as the inaugural inductees into the Walk. The second class of the Walk of Fame was inducted on Dec. 16, 2012 and included Tim Bowers, A.J. Duhe, Manny Fernandez, Nat Moore, Earl Morrall and Don Strock. On Dec. 29, 2013, Kim Bokamper, O.J. McDuffie, Eugene "Mercury" Morris and Keith Sims were officially inducted as the third Walk of Fame class. On Sept. 21, 2014, the Dolphins inducted the fourth class to the Walk of Fame, which included Jeff Cross, Sam Madison, Tony Nathan and Ed Newman.



82

FRANCIS OWUSU

WIDE RECEIVER // 6-3 // 223 // STANFORD '17
 ACQUIRED: FA, '17
 HOMETOWN: OXNARD, CALIF. // BORN: 12/27/94
 NFL: FIRST SEASON // DOLPHINS: FIRST SEASON

NFL CAREER

TRANSACTIONS:

- Signed by Miami on Jan. 4, 2018.
- Waived/injury settlement by Miami on Aug. 18, 2017.
- Signed by Miami as an undrafted college free agent on May 5, 2017.

2017 (MIAMI):

- Spent the offseason and most of training camp with Miami.

BEFORE THE NFL

COLLEGE (STANFORD):

- 4-year letterman (2013-16) and 1-year starter.

CAREER: Played in 50 games with 14 starts; 34 receptions for 482 yards (14.2 avg.) and 3 TDs.

SENIOR (2016): Played in 11 games with 7 starts; 8 receptions for 113 yards (14.1 avg.) and 1 TD; 1 solo tackle.

JUNIOR (2015): Played in all 14 games with 5 starts; 13 receptions for 175 yards (13.5 avg.) and 1 TD; 1 carry for 1 yard.

SOPHOMORE (2014): Played in all 13 games with 2 starts; 11 receptions for 138 yards (12.5 avg.); 2 carries for 9 yards (4.5 avg.).

TRUE FRESHMAN (2013): Played in 12 games; 2 receptions for 56 yards (28.0 avg.) and 1 TD; 3 tackles (2 solo).

HIGH SCHOOL (OAKS CHRISTIAN SCHOOL – WESTLAKE VILLAGE, CALIF.)

- Also played basketball and ran track.
- SENIOR (2012):** 50 receptions for 935 yards (18.7 avg.) and 11 TDs; 7 carries for 206 yards (29.4 avg.) and 2 TDs.
- 1st-team all-county.
- 3rd-team all-state.

OFF THE FIELD

PERSONAL:


- Brother, Chris, was a wide receiver at Stanford (2008-11) and played in the NFL for Tampa Bay (2012-14) and the N.Y. Jets (2014-15).
- Mother is from American Samoa and father is from Ghana.
- **PRONUNCIATION:** Last name is pronounced oh-woo-sue.
- **MAJOR:** Science, technology and society.

TRADING PLACES

When the National Football League rescheduled the Dolphins' home game against the Tampa Bay Buccaneers in 2017 from the season opener to the bye week on Nov. 19 because of the impending arrival of Hurricane Irma, it was not the first time the club had to change a contest's date or venue for a variety of reasons.

Since 1990, the Dolphins have had to alter the date or venue of a game seven times, and the Dolphins are 3-4 in such games. The following are games in which the Dolphins have either had to change a date or site on short notice since 1990:

Original Date, Venue	Opp.	New Date, Venue	Reason	Result
9/7/92, Joe Robbie Stadium	N.E.	10/18/92, JRS	Hurricane Andrew	Dolphins, 38-17
10/26/97, Pro Player Stadium	Chi.	10/27/97, PPS	World Series	Bears, 36-33, OT
9/16/01, Pro Player Stadium	Buff.	1/6/02, PPS	9/11	Dolphins, 34-7
10/27/03, Qualcomm Stadium	S.D.	10/27/03, Sun Devil	California Wildfires	Dolphins, 26-10
9/12/04, Pro Player Stadium	Tenn.	9/11/04, PPS	Hurricane Ivan	Titans, 17-7
10/23/05, Dolphins Stadium	K.C.	10/21/05, DS	Hurricane Wilma	Chiefs, 30-20
9/10/17, Hard Rock Stadium	T.B.	11/19/17, HRS	Hurricane Irma	Buccaneers, 30-20



11

DeVANTE PARKER

WIDE RECEIVER // 6-3 // 216 // LOUISVILLE '15
ACQUIRED: D1, '15
HOMETOWN: LOUISVILLE, KY. // BORN: 1/20/93
NFL: FOURTH SEASON // DOLPHINS: FOURTH SEASON

NFL CAREER

TRANSACTIONS:

- 1st-round pick (14th overall) by Miami in the 2015 NFL draft.

CAREER HIGHLIGHTS:

- Played in 42 career games with 24 starts.
- 139 receptions for 1,908 yards (13.7 avg.) and 8 TDs.
- Averaged 19.0 yards per catch with 26 receptions for 494 yards in his rookie season of 2015. His 19.0 average was the highest by a Dolphins rookie in team history:

HIGHEST RECEIVING AVERAGE (DOLPHINS ROOKIES)

PLAYER	YEAR	REC	YDS	AVG
1. DEVANTE PARKER	2015	26	494	19.0
2. Chris Chambers	2001	48	883	18.4
3. Ferrell Edmunds	1988	33	575	17.4
4. Nat Moore	1974	37	605	16.4
5. Brian Hartline	2009	31	506	16.3

- His 19.0 receiving average in 2015 was the highest among rookies in the NFL that season (min. 25 receptions):

NFL RECEIVING AVERAGE LEADERS (2015 ROOKIES)

PLAYER	TEAM	REC	YDS	AVG
1. DEVANTE PARKER	MIAMI	26	494	19.0
2. Dorial Green-Beckham	Tennessee	32	549	17.2
3. Devin Funchess	Carolina	31	473	15.3
4. Amari Cooper	Oakland	72	1,070	14.9
5. Stefon Diggs	Minnesota	52	720	13.9

2017 (MIAMI):

- Played in 13 games with 12 starts.
- Inactive for 3 games.
- 57 receptions for 670 yards (11.8 avg.) and 1 TD.
- 1 miscellaneous tackle.

AT N.Y. JETS (9/24): 8 receptions for 76 yards (9.5 avg.) and 1 TD.

- Caught a 3-yard TD pass from QB Jay Cutler in the 4th quarter.

VS. NEW ORLEANS IN LONDON (10/1): 6 receptions for 69 yards (11.5 avg.).

- Recorded his 100th career reception.

AT BUFFALO (12/17): 6 receptions for 89 yards (14.8 avg.).

2016 (MIAMI):

- Played in 15 games with 8 starts.
- Inactive 1 game.
- 56 receptions for 744 yards (13.3 avg.) and 4 TDs.
- 2 miscellaneous tackles.

AT NEW ENGLAND (9/18): 8 receptions for 106 yards (13.3 avg.).

- All 8 receptions and 106 yards came in the 2nd half.

AT L.A. RAMS (11/20): 8 receptions for 79 yards (9.9 avg.) and 1 TD.

- Caught a 9-yard TD with 36 seconds left to win the game.

AT BUFFALO (12/24): 4 receptions for 85 yards (21.3 avg.) and 1 TD.

- Caught a 56-yard TD from QB Matt Moore on Miami's 1st possession of the 2nd half.

POSTSEASON:

AFC WILD CARD AT PITTSBURGH (1/8): 4 receptions for 55 yards (13.8 avg.).

2015 (MIAMI):

- Played in 14 games with 4 starts.
- Inactive for 1 game.
- Dressed but did not play 1 game.
- 26 receptions for 494 yards (19.0 avg.) and 3 TDs.
- 1 miscellaneous tackle.
- His 19.0 yards per catch average was the highest by a Dolphins rookie in team history.
- His 19.0 receiving average was the highest among NFL rookies in 2015.

AT WASHINGTON (9/13): Played but did not record any stats.

- Made his Dolphins debut.

AT N.Y. JETS (11/29): 4 receptions for 80 yards (20.0 avg.) and 1 TD.

- Caught a 33-yard TD pass from QB Ryan Tannehill for the 1st TD of his career.

VS. NEW ENGLAND (1/3): 5 receptions for 106 yards (21.2 avg.) and 1 TD.

- Became the 1st Dolphins rookie wide receiver to top 100 yards in a game since 2001 (Chris Chambers).

BEFORE THE NFL

COLLEGE (LOUISVILLE):

- 4-year letterman (2011-14) and 2-year starter.

CAREER: Played in 42 games with 18 starts; 156 receptions for 2,775 yards (17.8 avg.) and 33 TDs.

- Had 10 career 100-yard games.
- SENIOR (2014):** Started 6 games; 43 receptions for 855 yards (19.9 avg.) and 5 TDs.
- 2nd-team All-ACC.
- JUNIOR (2013):** Started 12 games; 55 receptions for 885 yards (16.1 avg.) and 12 TDs.
- His 12 TD receptions tied the school record.
- SOPHOMORE (2012):** Played in all 13 games; 40 receptions for 744 yards (18.6 avg.) and 10 TDs.
- Finished the season with 6 straight games with a TD.
- TRUE FRESHMAN (2011):** Played in 11 games; 18 receptions for 291 yards (16.2 avg.) and 6 TDs.
- His 6 TD receptions led the team.

HIGH SCHOOL (BALLARD HS – LOUISVILLE, KY.)

SENIOR (2010): 68 receptions for 1,793 yards (26.4 avg.) and 19 TDs.

- 1st-team all-state.
 - Co-winner of the Paul Hornung Award as the state's top player.
- JUNIOR (2009):**
- 1st-team all-state.

OFF THE FIELD

COMMUNITY:

- Helped distribute Thanksgiving meals to local South Florida families in November 2016.

PERSONAL:

- Father, Anthony Shelman, played running back at Louisville (1991-94).
- **MAJOR:** Communications.

DeVANTE PARKER'S NFL REGULAR SEASON STATS													
YEAR	TEAM	GP	GS	RECEIVING					RUSHING				
				REC	YDS	AVG	LG	TD	ATT	YDS	AVG	LG	TD
2015	MIAMI	14	4	26	494	19.0	49	3	0	0	0.0	0	0
2016	MIAMI	15	8	56	744	13.3	56t	4	0	0	0.0	0	0
2017	MIAMI	13	12	57	670	11.8	36	1	0	0	0.0	0	0
NFL TOTALS		42	24	139	1908	13.7	56t	8	0	0	0.0	0	0

DeVANTE PARKER'S NFL PLAYOFF STATS													
YEAR	TEAM	GP	GS	RECEIVING					RUSHING				
				REC	YDS	AVG	LG	TD	ATT	YDS	AVG	LG	TD
2016	MIAMI	1	0	4	55	13.8	37	0	0	0	0.0	0	0
PLAYOFF TOTALS		1	0	4	55	13.8	37	0	0	0	0.0	0	0

ADDITIONAL STATS
 Miscellaneous Tackles: 1 in 2015, 2 in 2016 and 1 in 2017 for total of 4.

SINGLE-GAME CAREER HIGHS

Receptions: 8 3 times, last: at N.Y. Jets, 9/24/17

Receiving Yards: 106 twice, last: at New England, 9/18/16

Longest Rec.: 56 twice, last: at Buffalo, 12/24/16

TD Receptions: 1 8 times, last: at N.Y. Jets, 9/24/17

100-YARD RECEIVING GAMES (3)

DATE	OPPONENT	REC	YDS	AVG	LG	TD
1/3/16	NEW ENGLAND	5	106	21.2	46	1
9/18/16	at New England	8	106	13.3	28	0
11/13/16	at San Diego	5	103	20.6	56	0

2015 GAME-BY-GAME STATS (MIAMI)

DATE	OPPONENT	P/S	REC	YDS	AVG	LG	TD	
09/13	at Washington	1/0	0	0	0.0	-	0	
09/20	at Jacksonville	1/0	1	3	3.0	3	0	
09/27	BUFFALO	1/0	3	46	15.3	19	0	
10/04	N.Y. JETS	1/0	0	0	0.0	-	0	
10/18	at Tennessee	1/0	0	0	0.0	-	0	
10/25	HOUSTON	1/0	0	0	0.0	-	0	
10/29	at New England	1/0	0	0	0.0	-	0	
11/08	at Buffalo		INACTIVE					
11/15	at Philadelphia		DID NOT PLAY					
11/22	DALLAS	1/0	0	0	0.0	-	0	
11/29	at N.Y. Jets	1/0	4	80	20.0	33t	1	
12/06	BALTIMORE	1/1	3	63	21.0	38t	1	
12/14	N.Y. GIANTS	1/1	2	16	8.0	14	0	
12/20	at San Diego	1/0	4	87	21.8	35	0	
12/27	INDIANAPOLIS	1/1	4	93	23.3	49	0	
01/03	NEW ENGLAND	1/1	5	106	21.2	46	1	
2015 TOTALS		14/4	26	494	19.0	49	3	

DOLPHINS BEFORE AND AFTER BYES

The Dolphins did not have a game preceding their bye in 1992 or 2017 because their season openers were rescheduled to the bye week due to hurricane threats. Since the NFL first instituted the open week in 1990, the Dolphins are 14-13 in games preceding the bye week. Miami owns a 17-12 record in games following a bye week.

2016 GAME-BY-GAME STATS (MIAMI)


DATE	OPPONENT	P/S	REC	YDS	AVG	LG	TD	
09/11	at Seattle		INACTIVE					
09/18	at New England	1/1	8	106	13.3	28	0	
09/25	CLEVELAND	1/1	3	51	17.0	26t	1	
09/29	at Cincinnati	1/1	2	20	10.0	15	0	
10/09	TENNESSEE	1/0	2	70	35.0	50	0	
10/16	PITTSBURGH	1/0	5	28	5.6	11	0	
10/23	BUFFALO	1/0	3	20	6.7	9	0	
11/06	N.Y. JETS	1/0	2	8	4.0	4	0	
11/13	at San Diego	1/1	5	103	20.6	56	0	
11/20	at L.A. Rams	1/1	8	79	9.9	15	1	
11/27	SAN FRANCISCO	1/0	3	64	21.3	46	0	
12/04	at Baltimore	1/1	3	34	11.3	17	1	
12/11	ARIZONA	1/1	2	14	7.0	11	0	
12/17	at N.Y. Jets	1/0	1	17	17.0	17	0	
12/24	at Buffalo	1/0	4	85	21.3	56t	1	
01/01	NEW ENGLAND	1/1	5	45	9.0	18	0	
2016 TOTALS			15/8	56	744	13.3	56	4

DATE	OPPONENT	P/S	REC	YDS	AVG	LG	TD
01/08	at Pittsburgh*	1/0	4	55	13.8	37	0

* AFC Wild Card game

2017 GAME-BY-GAME STATS (MIAMI)

DATE	OPPONENT	P/S	REC	YDS	AVG	LG	TD	
09/17	at L.A. Chargers	1/1	4	85	21.3	31	0	
09/24	at N.Y. Jets	1/1	8	76	9.5	26	1	
10/01	NEW ORLEANS	1/1	6	69	11.5	21	0	
10/08	TENNESSEE	1/1	1	6	6.0	6	0	
10/15	at Atlanta		INACTIVE					
10/22	N.Y. JETS		INACTIVE					
10/26	at Baltimore		INACTIVE					
11/05	OAKLAND	1/0	5	76	15.2	26	0	
11/13	at Carolina	1/1	6	66	11.0	24	0	
11/19	TAMPA BAY	1/1	4	26	6.5	17	0	
11/26	at New England	1/1	1	5	5.0	5	0	
12/03	DENVER	1/1	1	5	5.0	5	0	
12/11	NEW ENGLAND	1/1	4	40	10.0	15	0	
12/17	at Buffalo	1/1	6	89	14.8	36	0	
12/24	at Kansas City	1/1	5	63	12.6	34	0	
12/31	BUFFALO	1/1	6	64	10.7	24	0	
2017 TOTALS			13/12	57	670	11.8	36	1



34

SENRISSE PERRY

RUNNING BACK // 6-0 // 210 // LOUISVILLE '14
ACQUIRED: FA, '16
HOMETOWN: SUMMERVILLE, GA. // BORN: 9/19/91
NFL: FOURTH SEASON // DOLPHINS: SECOND SEASON

NFL CAREER

TRANSACTIONS:

- Signed by Miami on Jan. 10, 2017.
- Signed to Miami's practice squad on Oct. 12, 2016.
- Released from Chicago's practice squad on Sept. 13, 2016.
- Signed to Chicago's practice squad on Sept. 4, 2016.
- Waived by Chicago on Aug. 28, 2016.
- Signed by Chicago as an undrafted college free agent on May 19, 2014.

CAREER HIGHLIGHTS:

- Played in 32 career games.
- 8 carries for 30 yards (3.8 avg.).
- 2 receptions for 2 yards (1.0 avg.).
- 14 kickoff returns for 290 yards (20.7 avg.).
- 17 special teams tackles (14 solo), 2 forced fumbles and 1 fumble recovery; 1 safety.

2017 (MIAMI):

- Played in all 16 games.
- 8 carries for 30 yards (3.8 avg.).
- 10 kickoff returns for 202 yards (20.2 avg.).
- 9 special teams tackles (6 solo).

VS. DENVER (12/3): 5 carries for 22 yards (4.4 avg.); 1 kickoff return for 20 yards; 1 solo special teams tackle.

- Tackled WR Isaiah McKenzie in the end zone for a safety on a Denver punt return in the 4th quarter.
- His 5 carries were the 1st rushing attempts of his career.

VS. NEW ENGLAND (12/11): 2 kickoff returns for 33 yards (16.5 avg.); 2 special teams tackles (1 solo).

VS. BUFFALO (12/31): 3 carries for 8 yards (2.7 avg.); 1 reception for 3 yards; 2 kickoff returns for 59 yards (29.5 avg.).

2016 (MIAMI/CHICAGO):

- Spent 11 games on Miami's practice squad and 1 game on Chicago's practice squad.
- Spent the offseason and training camp with Chicago before being waived on Aug. 28.

2015 (CHICAGO):

- Missed the entire season after he was placed on injured reserve on Sept. 1.

2014 (CHICAGO):

- Played in all 16 games.
- 1 reception for -1 yard.
- 4 kickoff returns for 88 yards (22.0 avg.).

- 10 special teams tackles (8 solo) and 2 forced fumbles.

VS. BUFFALO (9/7): 1 assisted special teams tackle.

- Made his NFL debut.

AT CAROLINA (10/5): 1 solo special teams tackle and 1 forced fumble.

- The forced fumble was the 1st of his career.

AT DETROIT (11/27): 1 reception for -1 yard; 2 special teams tackles (1 solo) and 1 forced fumble.

BEFORE THE NFL

COLLEGE (LOUISVILLE):

- 4-year letterman (2010-13) and 1-year starter.

CAREER: Played in 46 games with 6 starts; 289 carries for 1,409 yards (4.9 avg.) and 18 TDs; 36 receptions for 359 yards (10.0 avg.) and 1 TD; 22 kickoff returns for 513 yards (23.3 avg.); 30 tackles (23 solo) and 1 forced fumble.

SENIOR (2013): Played in all 13 games with 6 starts; 141 carries for 677 yards (4.8 avg.) and 6 TDs; 18 receptions for 178 yards (9.9 avg.) and 1 TD; 7 kickoff returns for 166 yards (23.7 avg.); 7 tackles (6 solo) and 1 forced fumble.

JUNIOR (2012): Played in 11 games; 136 carries for 705 yards (5.2 avg.) and 11 TDs; 18 receptions for 181 yards (10.1 avg.); 7 kickoff returns for 137 yards (19.6 avg.); 5 tackles (2 solo).

- His 11 rushing TDs led the team.
- His 705 rushing yards were 2nd on the team.

SOPHOMORE (2011): Played in all 13 games; 12 carries for 27 yards (2.3 avg.) and 1 TD; 8 kickoff returns for 210 yards (26.3 avg.); 11 tackles (9 solo) and 1 blocked punt.

TRUE FRESHMAN (2010): Played in 9 games; 7 tackles (6 solo).

HIGH SCHOOL (CHATTOOGA HS – SUMMERVILLE, GA.)

- Played running back and linebacker.
- Also participated in track and field, winning state titles in the 100 meters and long jump.

SENIOR (2009): 918 rushing yards; 216 receiving yards; 12 offensive TDs; 6 return TDs.

- All-state as a return specialist.
- All-area on defense.

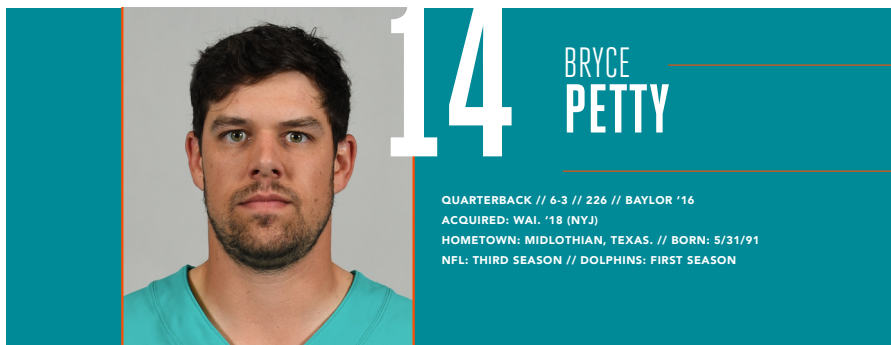
OFF THE FIELD

COMMUNITY:

- Participated in the 2017 Fins Weekend event.
- Joined teammates and staff for the Dolphins Cancer Challenge in 2018.

PERSONAL:

- Participated in the 2017 Dolphins Business Combine at Hard Rock Stadium where he and teammates learned about the different behind the scenes jobs of an NFL team.
- **PRONUNCIATION:** First name is pronounced suh-nah-riss.
- **MAJOR:** Communications.



14 BRYCE PETTY

QUARTERBACK // 6-3 // 226 // BAYLOR '16
ACQUIRED: WFL '18 (NYJ)
HOMETOWN: MIDLOTHIAN, TEXAS. // BORN: 5/31/91
NFL: THIRD SEASON // DOLPHINS: FIRST SEASON

NFL CAREER

TRANSACTIONS:

- Awarded off waivers to Miami on May 4, 2018.
- Waived by the N.Y. Jets on May 3, 2018.
- 4th-round pick (103rd overall) by the N.Y. Jets in the 2015 NFL draft.

CAREER HIGHLIGHTS:

- Played in 10 career games with 7 starts.
- Completed 130-of-245 passes (53.1 pct.) for 1,353 yards and 4 TDs for a QB rating of 57.7.
- 12 carries for 74 yards (6.2 avg.).

2017 (N.Y. JETS):

- Played in 4 games with 3 starts.
- Dressed but did not play in 11 games.
- Inactive for 1 game.
- Completed 55-of-112 passes (49.1 pct.) for 544 yards and 1 TD for a QB rating of 55.1.
- 7 carries for 55 yards (7.9 avg.).

AT NEW ORLEANS (12/17): 19-of-39 passing (48.7 pct.) for 179 yards and 1 TD; 2 carries for 16 yards (8.0 avg.).

- Made his 1st start of the season.

AT NEW ENGLAND (12/31): 19-of-36 passing (52.8 pct.) for 232 yards; 1 carry for -1 yard.

2016 (N.Y. JETS):

- Played in 6 games with 4 starts.
- Dressed but did not play in 2 games.
- Inactive for 7 games.
- Missed the final game of the season after being placed on injured reserve on Dec. 26.
- Completed 75-of-133 passes (56.4 pct.) for 809 yards and 3 TDs for a QB rating of 60.0.
- 5 carries for 19 yards (3.8 avg.).

AT MIAMI (11/6): 2-of-2 passing (100.0 pct.) for 19 yards.

- Made his NFL debut after briefly replacing an injured QB Ryan Fitzpatrick.

VS. L.A. RAMS (11/13): 19-of-32 passing (59.4 pct.) for 163 yards and 1 TD.

- Made his 1st NFL start.

AT SAN FRANCISCO (12/11): 23-of-35 passing (65.7 pct.) for 257 yards; 4 carries for 19 yards (4.8 avg.).

- Earned his 1st NFL win as a starting quarterback.

2015 (N.Y. JETS):

- Dressed but did not play 4 games.
- Inactive for 12 games.

BEFORE THE NFL

COLLEGE (BAYLOR):

- 4-year letterman (2011-14) and 2-year starter.

CAREER: Played in 36 games with 25 starts; 527-of-845 passing (62.4 pct.) for 8,195 yards and 62 TDs; 192 carries for 338 yards (1.8 avg.) and 21 TDs.

- Set 31 school, 2 Big 12 and 1 NCAA records.
- Left school as the program's all-time leader in several career records: passing efficiency (166.03), TD-to-interception ratio (6.20), passing yards per play (7.73), total yards per play (8.23), interception percentage (1.18) and yards per attempt (9.7).
- His 1.18 career interception percentage was the lowest in NCAA history.
- His 9.7 career yards per attempt average was the best in Big 12 history.
- Was part of the winningest class in school history, earning bowl bids in all 4 years he lettered and winning 2 Big 12 titles.
- Threw a TD in all 25 of his starts.

SENIOR (2014): Started 12 games; 270-of-428 passing (63.1 pct.) for 3,855 yards and 29 TDs; 84 carries for 101 yards (1.2 avg.) and 6 TDs.

- All-American honorable mention.
- 2nd-team All-Big 12.
- Finalist for the Unitas Golden Arm (nation's top senior quarterback), Manning (nation's top quarterback) and Earl Campbell Tyler Rose Awards (nation's top offensive player that exhibits integrity, performance, teamwork, sportsmanship, drive, community and tenacity).
- Led his team to a Big 12 championship.
- Led the Big 12 and was 8th in FBS with 157.83 pass efficiency rating.

- Also led the Big 12 in passing yards per game (321.2, 6th nationally), yards per attempt (9.0, 5th nationally) and yards per completion (14.3, 12th nationally).
- Set school single-season records in 500-yard passing games (2) and 400-yard passing games (4, tied).

JUNIOR (2013): Started all 13 games; 250-of-403 passing (62.0 pct.) for 4,200 yards and 32 TDs; 94 carries for 209 yards (2.2 avg.) and 14 TDs.

- 2nd-team All-American.
- Big 12 Player of the Year.
- Consensus Big 12 Offensive Player of the Year.
- Big 12 Conference Male Athlete of the Year.
- Unanimous 1st-team All-Big 12.
- Inaugural Earl Campbell Tyler Rose Award winner (nation's top offensive player that exhibits integrity, performance, teamwork, sportsmanship, drive, community and tenacity).
- Finalist for the Manning Award (nation's top quarterback).

• Led the nation in yards per completion (16.8) and was 2nd in passing efficiency (174.29) and points responsible for per game (21.2).

• Led the Big 12 in passing yards (4,200, 4th nationally), total offense (339.2 yards per game, 8th nationally), passing TDs (32, 11th nationally) and rushing TDs (14, 19th nationally).

• Set single-season school records for total yards per play (8.87), TD-to-interception ratio (10.67), consecutive passes without an interception (229), 330-yard passing games (10) and rushing TDs by a QB (14).

SOPHOMORE (2012): Played in 6 games; 7-of-10 passing (70.0 pct.) for 97 yards and 1 TD; 10 carries for 13 yards (1.3 avg.) and 1 TD.

REDSHIRT FRESHMAN (2011): Played in 5 games; 3-of-4 passing (75.0 pct.) for 43 yards; 4 carries for 15 yards (3.8 avg.).

- Redshirted in 2010.

HIGH SCHOOL (MIDLOTHIAN HS – MIDLOTHIAN, TEXAS)

SENIOR (2008): 134-of-222 passing (60.4 pct.) for 1,507 yards and 4 TDs; 166 rushing yards and 5 TDs.

- 2nd-team all-district.

JUNIOR (2007): 2,042 passing yards and 16 TDs; 101 rushing yards and 5 TDs.

- 1st-team all-district.

SOPHOMORE (2006): 979 passing yards and 4 TDs.

- Named district's sophomore of the year.

OFF THE FIELD

PERSONAL:

- **MAJOR:** Health science studies.

BRYCE PETTY'S NFL REGULAR SEASON STATS

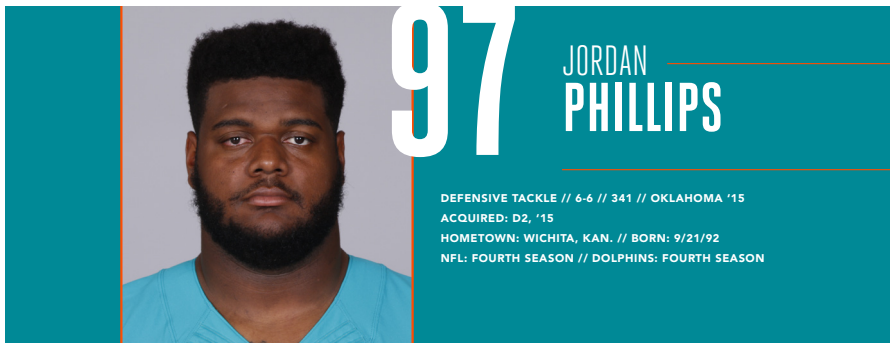
YEAR	TEAM	GP	GS	ATT	CMP	PCT	YDS	Y/A	TD	INT	LG	SK/YDS	RATE
2016	N.Y. JETS	6	4	133	75	56.4	809	6.1	3	7	52	13/79	60.0
2017	N.Y. JETS	4	3	112	55	49.1	544	4.9	1	3	46	8/55	55.1
NFL TOTALS		10	7	245	130	53.1	1353	5.5	4	10	52	21/134	57.7

ADDITIONAL STATS

Rushing: 5 for 19 yards (3.8 avg.) in 2016, 7 for 55 yards (7.9 avg.) in 2017 for total of 12 for 74 yards (6.2 avg.).
Miscellaneous Tackles: 1 in 2016.

SINGLE-GAME CAREER HIGHS

Pass Attempts: 39 at New Orleans, 12/17/17
Completions: 23 at San Francisco, 12/11/16
Completion Pct.: 65.7 at San Francisco, 12/11/16
Passing Yards: 257 at San Francisco, 12/11/16
Passing TDs: 1 4 times, last: at New Orleans, 12/17/17
Rushes: 4 at San Francisco, 12/11/16
Rushing Yards: 33 vs. L.A. Chargers, 12/24/17



NFL CAREER

TRANSACTIONS:

- 2nd-round pick (52nd overall) by Miami in the 2015 NFL draft.

CAREER HIGHLIGHTS:

- Played in 44 career games with 26 starts.
- 58 tackles (37 solo), 4.5 sacks, 1 interception and 10 passes defended.
- 1 blocked PAT.

2017 (MIAMI):

- Played in 13 games with 11 starts.
- Inactive for 3 games.
- 16 tackles (10 solo), 2 sacks and 3 passes defended.

AT NEW ENGLAND (11/26): 3 tackles (2 solo).

VS. DENVER (12/3): 2 solo tackles, 1 sack and 1 pass defended.

- Sacked QB Trevor Siemian for a loss of 14 yards on 3rd-and-5 in the 3rd quarter, forcing Denver to punt.

VS. NEW ENGLAND (12/11): 1 solo tackle and 1 sack.

- Sacked QB Tom Brady for a loss of 8 yards in the 3rd quarter.

2016 (MIAMI):

- Played in all 16 games with 11 starts.
- 23 tackles (13 solo), 0.5 sacks, 1 interception and 3 passes defended.
- 1 blocked PAT.

AT SEATTLE (9/11): 4 assisted tackles and 0.5 sacks.

- Pushed an offensive lineman into QB Russell Wilson, causing a fumble recovered by the Dolphins.

VS. N.Y. JETS (11/6): 1 solo tackle, 1 interception and 1 pass defended.

- Intercepted QB Ryan Fitzpatrick and returned it 17 yards in the 3rd quarter.

VS. ARIZONA (12/11): 1 pass defended.

- Blocked a K Chandler Catanzaro PAT that was returned by S Walt Aikens for a defensive 2-point conversion.

POSTSEASON:

AFC WILD CARD AT PITTSBURGH (1/8): 3 tackles (2 solo).

2015 (MIAMI):

- Played in 15 games with 4 starts.
- Inactive for 1 game.
- 19 tackles (14 solo), 2 sacks and 4 passes defended.

AT WASHINGTON (9/13): 1 solo tackle and 1 sack.

- Made his NFL debut.
- Sacked QB Kirk Cousins on the first series of his NFL career.

VS. DALLAS (11/22): 2 solo tackles and 2 passes defended.

VS. BALTIMORE (12/6): 4 tackles (1 solo) and 1 pass defended.

- Deflected a 2nd quarter QB Matt Schaub pass that resulted in a S Reshad Jones interception.

BEFORE THE NFL

COLLEGE (OKLAHOMA):

- 3-year letterman and 2-year starter (2013-14).

CAREER: Played in 28 games with 17 starts; 57 tackles (28 solo), 2 sacks, 2 passes defended and 1 fumble recovery.

JUNIOR (2014): Started all 13 games; 38 tackles (20 solo), 2 sacks, 1 pass defended and 1 fumble recovery.

- 2nd-team All-Big 12.

SOPHOMORE (2013): Started 4 games; 7 tackles (2 solo), 1.5 sacks and 1 pass defended.

REDSHIRT FRESHMAN (2012): Played in 11 games; 12 tackles (6 solo).
• Redshirted in 2011.

HIGH SCHOOL (CIRCLE HS – TOWANDA, KAN.)

- Played on the defensive line, tight end and punter.

SENIOR (2010): 68 tackles, 8.5 sacks, 1 interception and 2 fumble recoveries; 17 receptions for 400 yards (23.5 avg.) and 4 receiving TDs; 2 rushing TDs; 2 blocked kicks; 36.9 yard punting average.

- All-state.

JUNIOR (2009): 40 tackles, 2.5 sacks, 1 forced fumble and 2 fumble recoveries; 15 receptions for 138 yards (9.2 avg.) and 2 TDs.

OFF THE FIELD

COMMUNITY:

- Cheered on participants at the Dolphins Cancer Challenge in February 2018.

PERSONAL:

- **MAJOR:** Criminology.

JORDAN PHILLIPS' NFL REGULAR SEASON STATS

YEAR	TEAM	GP	GS	TACKLES					INTERCEPTIONS					FUMBLES	
				TOT	SOLO	ASST	SK	YDS	INT	YDS	LG	TD	PD	FF	FR
2015	MIAMI	15	4	19	14	5	2.0	14.0	0	0	0	0	4	0	0
2016	MIAMI	16	11	23	13	10	0.5	0.0	1	17	17	0	3	0	0
2017	MIAMI	13	11	16	10	6	2.0	22.0	0	0	0	0	3	0	0
NFL TOTALS		44	26	58	37	21	4.5	36.0	1	17	17	0	10	0	0

JORDAN PHILLIPS' NFL PLAYOFF STATS


YEAR	TEAM	GP	GS	TACKLES					INTERCEPTIONS					FUMBLES	
				TOT	SOLO	ASST	SK	YDS	INT	YDS	LG	TD	PD	FF	FR
2016	MIAMI	1	1	3	2	1	0.0	0.0	0	0	0	0	0	0	0
NFL TOTALS		1	1	3	2	1	0.0	0.0	0	0	0	0	0	0	0

ADDITIONAL STATS

Blocked Kicks: 1 blocked PAT in 2016.

SINGLE-GAME CAREER HIGHS

Tackles: 4 twice, last: at Seattle, 9/11/16
Sacks: 1 4 times, last: vs. New England, 12/11/17
Interceptions: 1 vs. N.Y. Jets, 11/6/16
Passes Defended: 2 vs. Dallas, 11/22/15



94

ROBERT QUINN

DEFENSIVE END // 6-4 // 257 // NORTH CAROLINA '11
 ACQUIRED: T, '18 (LAR)
 HOMETOWN: LADSON, S.C. // BORN: 5/18/90
 NFL: EIGHTH SEASON // DOLPHINS: FIRST SEASON

NFL CAREER

TRANSACTIONS:

- Traded from the L.A. Rams to Miami on March 14, 2018.
- 1st-round pick (14th overall) by St. Louis in the 2011 NFL draft.

CAREER HONORS:

- 2014 Pro Bowl selection.
- 2014 1st-team All-Pro.
- 2013 Pro Bowl selection.
- 2013 Pro Football Writers of America (PFWA) Defensive Player of the Year.
- 2013 1st-team All-Pro.
- 2013 Daniel F. Reeves Team MVP (St. Louis).

- NFC Defensive Player of the Week (vs. Arizona, 9/8/13).
- NFC Special Teams Player of the Week (vs. New Orleans, 10/30/11).

CAREER HIGHLIGHTS:

- Played in 95 career games with 76 starts.
- 217 tackles (174 solo), 62.5 sacks, 17 passes defended, 20 forced fumbles and 2 fumble recoveries.
- 3 blocked punts.
- Tied for 3rd among all-time career sack leaders in Rams history:

RAMS ALL-TIME CAREER SACK LEADERS

PLAYER	YEARS	SACKS
1. Leonard Little	1998-2009	87.5
2. Kevin Greene	1985-92	72.5
3. Kevin Carter	1995-2000	62.5
ROBERT QUINN	2011-17	62.5
5. Chris Long	2008-15	54.5

- Leads the NFL with 20 forced fumbles since 2012:

NFL FORCED FUMBLES LEADERS (2012-PRESENT)

PLAYER	TEAM(S)	FFs
1. ROBERT QUINN	STL/LAR	20
2. Von Miller	Denver	19
3. Ryan Kerrigan	Washington	18
4. Lavonte David	Tampa Bay	17
Cameron Wake	Miami	17

- Posted 3 consecutive double-digit sack seasons (2012-14).
- His 19 sacks in 2013 were a single-season franchise record and 2nd in the NFL that season:

RAMS SINGLE-SEASON SACK LEADERS

PLAYER	YEAR	SACKS
1. ROBERT QUINN	2013	19.0
2. Kevin Carter	1999	17.0
3. Kevin Greene	1988	16.5
Kevin Greene	1989	16.5
5. Leonard Little	2001	14.5

NFL SACK LEADERS (2013)

PLAYER	TEAM	SACKS
1. Robert Mathis	Indianapolis	19.5
2. ROBERT QUINN	ST. LOUIS	19.0
3. Greg Hardy	Carolina	15.0
4. Mario Williams	Buffalo	13.0
5. Cameron Jordan	New Orleans	12.5

- Joined DE Chris Long in 2012 as the 1st pair of Rams to record double-digit sacks in a single season since 2000.

2017 (L.A. RAMS):

- Played in 15 games with 14 starts.
- Inactive for 1 game.
- 32 tackles (21 solo), 8.5 sacks, 1 pass defended and 2 forced fumbles.
- Transitioned from defensive end to outside linebacker in the offseason.

VS. NEW ORLEANS (11/26):

- Sack and 1 forced fumble.
- Strip-sacked QB Drew Brees on a 3rd down on New Orleans' 1st drive of the game, forcing a

Saints punt.

AT ARIZONA (12/3):

- 3 solo tackles and 2 sacks.
- Sacked QB Blaine Gabbert twice in the 4th quarter to help preserve the victory.

AT SEATTLE (12/17):

- 2 solo tackles, 2 sacks and 1 forced fumble.
- Sacked QB Russell Wilson in the 2nd quarter and the turnover led to a Rams TD on the ensuing possession.

POSTSEASON:

NFC WILD CARD VS. ATLANTA (1/6):

- 3 solo tackles and 1 sack.
- Sacked QB Matt Ryan for a loss of 10 yards in the 2nd quarter.

2016 (L.A. RAMS):

- Played in 9 games with 8 starts.
- Inactive for 4 games.
- Missed the rest of the season after being placed on injured reserve on Dec. 15.
- 10 tackles (8 solo), 4 sacks, 2 passes defended and 2 forced fumbles.

VS. SEATTLE (9/18):

- 2 tackles (1 solo), 1 sack and 1 forced fumble.
- Strip-sacked QB Russell Wilson on the final play of the 1st half.

AT TAMPA BAY (9/25):

- 3 solo tackles, 1 sack and 1 forced fumble.
- Strip-sacked QB Jameis Winston in the 4th quarter, which was returned by DL Ethan Westbrooks for a 77-yard TD.

VS. MIAMI (11/20):

- 1 solo tackle and 1 sack.
- Sacked QB Ryan Tannehill for a loss of 10 yards in the 2nd quarter.

2015 (ST. LOUIS):

- Played in 8 games with 7 starts.
- Inactive for 5 games.
- Missed the rest of the season after being placed on injured reserve on Dec. 17.
- 21 tackles (13 solo), 5 sacks, 3 passes defended and 3 forced fumbles.

VS. SEATTLE (9/13):

- 5 tackles (3 solo) and 2 sacks.

VS. PITTSBURGH (9/27):

- Sacked QB Russell Wilson twice.
- Sacked QB Michael Vick in the 4th quarter.

AT GREEN BAY (10/11):

- 6 tackles (4 solo), 1 sack and 1 forced fumble.
- Strip-sacked QB Aaron Rodgers in the 3rd quarter and the ball was recovered by the Rams.

2014 (ST. LOUIS):

- Started all 16 games.
- 46 tackles (39 solo), 10.5 sacks, 6 passes defended and 5 forced fumbles.
- Marked his 3rd consecutive double-digit sack season.

AT KANSAS CITY (10/26):

- 5 solo tackles, 2 sacks and 1 forced fumble.
- Sacked QB Alex Smith twice on back-to-back snaps near the end of the 2nd quarter.

AT SAN FRANCISCO (11/2):

- 4 solo tackles, 2 sacks, 1 forced fumble and 1 pass defended.
- Sacked QB Colin Kaepernick twice in the 2nd

quarter, including 1 strip-sack that was recovered by the Rams.

VS. OAKLAND (11/30): 5 solo tackles, 3 sacks and 2 forced fumbles.

- All 3 sacks came in the 2nd half, including 2 strip-sacks in the 4th quarter.

PRO BOWL:

- Selected to his 2nd consecutive Pro Bowl.

HONORS:

- 1st-team All-Pro.

2013 (ST. LOUIS):

- Started all 16 games.
- 57 tackles (50 solo), 19 sacks, 1 pass defended, 7 forced fumbles and 2 fumble recoveries.
- His 19 sacks were a single-season franchise record and 2nd in the NFL that season.
- Marked his 2nd consecutive season recording 10+ sacks.

VS. ARIZONA (9/8): 3 solo tackles, 3 sacks and 2 forced fumbles.

- Sacked QB Carson Palmer 3 times, including a strip-sack in the 4th quarter that led to a Rams field goal to tie the game in an eventual victory.

VS. CHICAGO (11/24): 4 solo tackles, 1 sack, 1 pass defended, 1 forced fumble and 1 fumble recovery.

- Strip-sacked QB Josh McCown in the 4th quarter and returned it 31 yards for his 1st NFL TD.

VS. TAMPA BAY (12/22): 6 solo tackles and 3 sacks.

- Sacked QB Mike Glennon 3 times, including twice in the 4th quarter, to help preserve the win.

PRO BOWL:

- Selected as a captain in his 1st Pro Bowl appearance.

HONORS:

- Pro Football Writers of America (PFWA) Defensive Player of the Year.
- 1st-team All-Pro.
- Daniel F. Reeves Team MVP.
- NFC Defensive Player of the Week (vs. Arizona, 9/8).

2012 (ST. LOUIS):

- Played in all 16 games with 14 starts.
- 29 tackles (24 solo), 10.5 sacks, 2 passes defended and 1 forced fumble.
- His 10.5 sacks were 2nd on the team.
- Joined DE Chris Long as the 1st pair of Rams to record double-digit sacks in a single season since 2000.

AT DETROIT (9/9): 3 solo tackles and 1 sack.

- Sacked QB Matthew Stafford in the 3rd quarter for a loss of 9 yards.

VS. ARIZONA (10/4): 6 tackles (4 solo), 3 sacks, 1 pass defended and 1 forced fumble.

- Sacked QB Kevin Kolb 3 times, including a strip-sack to end Arizona's final possession and preserve the win.

AT SAN FRANCISCO (11/11): 4 tackles (3 solo) and 1.5 sacks.

- Sacked QB Colin Kaepernick twice, including once in the 4th quarter.

2011 (ST. LOUIS):

- Played in 15 games with 1 start.

- Inactive for 1 game.

• 22 tackles (19 solo), 3 sacks and 2 passes defended.

- 3 blocked punts.

AT N.Y. GIANTS (9/19): 2 solo tackles and 1 sack.

- Sacked QB Eli Manning for a loss of 8 yards in the 3rd quarter for his 1st NFL sack.
- Made his NFL debut.

VS. NEW ORLEANS (10/30): 2 solo tackles and 1 sack; 1 blocked punt.

- Sacked QB Drew Brees for a loss of 9 yards in the 2nd quarter.

- Blocked a punt by P Thomas Morstead to give his team the ball at the opposing 15-yard line and set up a TD.

VS. CINCINNATI (12/18): 1 solo tackle and 1 pass defended.

- Made his 1st NFL start.

HONORS:

- NFC Special Teams Player of the Week (vs. New Orleans, 10/30).

BEFORE THE NFL

COLLEGE (NORTH CAROLINA):

- 2-year starter (2008-09).

CAREER: Started 25 games; 86 tackles (57 solo), 13 sacks, 4 passes defended and 8 forced fumbles.

SOPHOMORE (2009): Started all 13 games; 52 tackles (35 solo), 11 sacks, 3 passes defended and 6 forced fumbles.

- His 11 sacks were 2nd in the ACC and 16th in the nation.
- His 6 forced fumbles were 2nd in the ACC and 4th in the nation.
- 2nd-team All-American.
- 1st-team All-ACC.
- Finished 2nd in ACC Defensive Player of the Year voting.

TRUE FRESHMAN (2008): Started 12 games; 34 tackles (22 solo), 2 sacks, 1 pass defended and 2 forced fumbles.

- ACC Brian Piccolo Award winner (league's most courageous player) after he battled back from a brain injury as a high school senior.

HIGH SCHOOL (FORT DORCHESTER HS – NORTH CHARLESTON, S.C.)

- Won 3 consecutive heavyweight wrestling state titles.

SENIOR (2007): 54 tackles and 5 sacks.

- Season was shortened after undergoing brain surgery for a benign tumor.

OFF THE FIELD

COMMUNITY:

- Hosted his own bowling event to benefit Africa.
- Has participated in several charitable efforts such as Make-A-Wish Celebrity Server Dinner, Urban League Turkey Distribution, Ronald McDonald House Charities and Big Plays Little Wishes to benefit Big Brothers, Big Sisters.

PERSONAL:

- **MAJOR:** African-American studies.

ROBERT QUINN'S NFL REGULAR SEASON STATS

YEAR	TEAM	GP	GS	TACKLES					INTERCEPTIONS					FUMBLES	
				TOT	SOLO	ASST	SK	YDS	INT	YDS	LG	TD	PD	FF	FR
2011	ST. LOUIS	15	1	22	19	3	5.0	35.0	0	0	0	0	2	0	0
2012	ST. LOUIS	16	14	29	24	5	10.5	61.0	0	0	0	0	2	1	0
2013	ST. LOUIS	16	16	57	50	7	19.0	145.0	0	0	0	0	1	7	2
2014	ST. LOUIS	16	16	46	39	7	10.5	73.0	0	0	0	0	6	5	0
2015	ST. LOUIS	8	7	21	13	8	5.0	23.0	0	0	0	0	3	3	0
2016	L.A. RAMS	9	8	10	8	2	4.0	33.0	0	0	0	0	2	2	0
2017	L.A. RAMS	15	14	32	21	11	8.5	67.5	0	0	0	0	1	2	0
NFL TOTALS		95	76	217	174	43	62.5	437.5	0	0	0	0	17	20	2

ROBERT QUINN'S NFL PLAYOFF STATS

YEAR	TEAM	GP	GS	TACKLES					INTERCEPTIONS					FUMBLES	
				TOT	SOLO	ASST	SK	YDS	INT	YDS	LG	TD	PD	FF	FR
2017	L.A. RAMS	1	1	3	3	0	1.0	10.0	0	0	0	0	0	0	0
NFL TOTALS		1	1	3	3	0	1.0	10.0	0	0	0	0	0	0	0

ADDITIONAL STATS

Blocked Kicks: (St. Louis) 3 blocked punts in 2011.

SINGLE-GAME CAREER HIGHS

Tackles: 6 3 times, last: at Green Bay, 10/11/15

Sacks: 3 5 times, last: vs. Oakland, 11/30/14

Passes Defended: 3 vs. Denver, 11/16/14

Forced Fumbles: 2 twice, last: vs. Oakland, 11/30/14

Fumble Recoveries: 1 twice, last: vs. New Orleans, 12/15/13



37

BRANDON RADCLIFF

RUNNING BACK // 5-9 // 210 // LOUISVILLE '17
ACQUIRED: FA, '17
HOMETOWN: MIAMI, FLA. // BORN: 3/18/93
NFL: FIRST SEASON // DOLPHINS: FIRST SEASON

NFL CAREER

TRANSACTIONS:

- Signed by Miami on Jan. 1, 2018.
- Signed to Miami's practice squad on Nov. 29, 2017.
- Waived by Tennessee on Sept. 2, 2017.
- Signed by Tennessee on Aug. 7, 2017.
- Waived by Indianapolis on June 1, 2017.
- Signed by Indianapolis as an undrafted college free agent on May 4, 2017.

2017 (MIAMI/TENNESSEE/INDIANAPOLIS):

- Spent part of the season on Miami's practice squad.
- Was with Tennessee during training camp.
- Spent part of the offseason with Indianapolis.

BEFORE THE NFL

COLLEGE (LOUISVILLE):

- 4-year letterman (2013-16) and 2-year starter.
- CAREER:** Played in 50 games with 22 starts; 437 carries for 2,365 yards (5.4 avg.) and 26 TDs; 20 receptions for 199 yards (10.0 avg.) and 1 TD.
- Finished his collegiate career 10th in the school's all-time rushing charts (2,365 yards) and 7th all-time in rushing TDs (26).
- SENIOR (2016):** Played in all 13 games with 10 starts; 138 carries for 903 yards (6.5 avg.) and 6 TDs; 9 receptions for 86 yards (9.6 avg.) and 1 TD.
- JUNIOR (2015):** Played in 12 games with 7 starts; 139 carries for 634 yards (4.6 avg.) and 7 TDs; 4 receptions for 20 yards (5.0 avg.).
- SOPHOMORE (2014):** Played in all 13 games with 5 starts; 144 carries for 737 yards (5.1 avg.) and 12 TDs; 6 receptions for 84 yards (14.0 avg.); 12 kickoff returns for 261 yards (21.8 avg.).

REDSHIRT FRESHMAN (2013): Played in 12 games; 16 carries for 91 yards (5.6 avg.) and 1 TD; 1 reception for 9 yards.

- Redshirted in 2012.

HIGH SCHOOL (COLUMBUS HS – MIAMI, FLA.)

SENIOR (2011):

- Helped his school win regional and district championships.


JUNIOR (2010): 49 carries for 473 yards (9.7 avg.).

- 3rd-team all-state.

OFF THE FIELD

PERSONAL:

- **MAJOR:** Communications.



87

RASHAWN SCOTT

WIDE RECEIVER // 6-0 // 199 // MIAMI (FL) '16

ACQUIRED: FA, '16

HOMETOWN: MERRITT ISLAND, FLA. // BORN: 1/29/92

NFL: THIRD SEASON // DOLPHINS: THIRD SEASON

NFL CAREER

TRANSACTIONS:

- Promoted from Miami's practice squad on Dec. 28, 2017.
- Signed to Miami's practice squad on Nov. 30, 2017.
- Waived by Miami on Nov. 29, 2017.
- Promoted from Miami's practice squad on Dec. 1, 2016.
- Signed to Miami's practice squad on Sept. 5, 2016.
- Waived by Miami on Sept. 3, 2016.
- Signed by Miami as an undrafted college free agent on May 6, 2016.

CAREER HIGHLIGHTS:

- Played in 3 career games.

2017 (MIAMI):

- Played in 1 game.
- Inactive for 3 games.
- Spent 4 games on Miami's practice squad.
- Missed the rest of the season after he was placed on the physically unable to perform list on July 27 and activated on Oct. 31.

VS. TAMPA BAY (11/19): Played but did not record any stats.

2016 (MIAMI):

- Played in 2 games.
- Inactive for 3 games.
- Spent 11 games on Miami's practice squad.

AT BUFFALO (12/24): Played but did not record any stats.

- Made his NFL debut.

POSTSEASON:

AFC WILD CARD AT PITTSBURGH (1/8): Played but did not record any stats.

BEFORE THE NFL

COLLEGE (MIAMI):

- 4-year letterman (2011-13; 2015) and 1-year starter.

CAREER: Played in 32 games with 11 starts; 91 receptions for 1,247 yards (13.7 avg.) and 8 TDs.

SENIOR (2015): Played in all 13 games with 11 starts; 52 receptions for 695 yards (13.2 avg.) and 5 TDs.

- Redshirted in 2014 due to injury.

JUNIOR (2013): Played in 4 games; 3 receptions for 38 yards (12.7 avg.).

SOPHOMORE (2012): Played in 9 games; 35 receptions for 512 yards (14.6 avg.) and 3 TDs.

TRUE FRESHMAN (2011): Played in 6 games; 1 reception for 2 yards.

HIGH SCHOOL (MELBOURNE CENTRAL CATHOLIC – MELBOURNE, FLA.)

- Also played basketball and ran track.

SENIOR (2010): 845 receiving yards, 945 rushing yards and 565 passing yards; 31 total TDs; 3 interceptions; 2 fumble returns for TDs; 1 safety.

JUNIOR (2009): 45 receptions for 901 yards (20.0 avg.) and 12 TDs.

OFF THE FIELD

COMMUNITY:

- Participated in several team community and charitable efforts such as the Dolphins Cancer Challenge Fall Family Fest, the AARP Foundation Million Meal Pack, hurricane relief efforts, Thanksgiving meal distribution, visiting local schools and giving away beds to underprivileged children at the Ashley HomeStore Hope to Dream Sleepover event.

PERSONAL:

- **MAJOR:** Liberal arts.

RASHAWN SCOTT'S NFL REGULAR SEASON STATS

YEAR	TEAM	GP	GS	RECEIVING					RUSHING					
				REC	YDS	AVG	LG	TD	ATT	YDS	AVG	LG	TD	
2016	MIAMI	2	0	0	0	0.0	0	0	0	0	0	0.0	0	0
2017	MIAMI	1	0	0	0	0.0	0	0	0	0	0.0	0	0	
NFL TOTALS		3	0	0	0	0.0	0	0	0	0	0.0	0	0	

RASHAWN SCOTT'S NFL PLAYOFF STATS

YEAR	TEAM	GP	GS	RECEIVING					RUSHING				
				REC	YDS	AVG	LG	TD	ATT	YDS	AVG	LG	TD
2016	MIAMI	1	0	0	0	0.0	0	0	0	0	0.0	0	0
PLAYOFF TOTALS		1	0	0	0	0.0	0	0	0	0	0.0	0	0



71

JOSH SITTON

GUARD // 6-3 // 320 // UCF '08

ACQUIRED: UFA, '18 (CHI.)

HOMETOWN: PENSACOLA, FLA. // BORN: 6/16/86

NFL: 11TH SEASON // DOLPHINS: FIRST SEASON

NFL CAREER

TRANSACTIONS:

- Signed by Miami as an unrestricted free agent from Chicago on March 16, 2018.
- Signed by Chicago on Sept. 4, 2016.
- Released by Green Bay on Sept. 3, 2016.
- 4th-round pick (135th overall) by Green Bay in the 2008 NFL draft.

CAREER HONORS:

- 2016 Pro Bowl selection.
- 2015 Pro Bowl selection.
- 2015 2nd-team All-Pro.
- 2015 PFWA All-NFC team.
- 2014 Pro Bowl selection.
- 2014 1st-team All-Pro.
- 2014 PFWA All-NFC team.
- 2013 2nd-team All-Pro.
- 2013 PFWA All-NFC team.
- 2012 Pro Bowl selection.
- 2010 Offensive Lineman of the Year by the NFL Alumni Association.

CAREER HIGHLIGHTS:

- Played in 147 career games with 137 starts.
- Won Super Bowl XLV with Green Bay at the end of the 2010 season.
- Has gone an entire season without allowing a sack on 3 different occasions (2010, 2014 and 2016).
- Started 13 playoff games and allowed 1 sack and was flagged for 2 penalties.
- During his 8 seasons in Green Bay (2008-15), the Packers were 3rd in the NFL in total touchdowns (417) and 5th in yards per game (371.7).

2017 (CHICAGO):

- Started 13 games – 11 at left guard and 2 at right guard.
 - Inactive for 3 games.
 - Committed just 2 penalties the entire season.
- AT BALTIMORE (10/15):** Started at right guard.
- Blocked for RB Jordan Howard, who carried 36 times for 167 yards (4.6 avg.) in the victory.
- AT CINCINNATI (12/10):** Started at right guard.
- Helped set season highs with 33 points scored and 482 total yards.

2016 (CHICAGO):

- Played in 13 games with 12 starts, all at left guard.
- Inactive for 3 games.
- Did not allow a sack the entire season.

AT HOUSTON (9/11):

- Made his Bears debut and was in the starting lineup just 7 days after signing with the team.

VS. DETROIT (10/2):

- Helped protect QB Brian Hoyer, who completed 28-of-36 passes (77.8 pct.) for 302 yards and 2 TDs in the victory.

PRO BOWL:

- Selected to his 3rd consecutive Pro Bowl and 4th overall.
- Started at right guard for the NFC team.

2015 (GREEN BAY):

- Started all 16 games – 15 at left guard and 1 at left tackle.
- Helped the team finish tied for 4th in fewest giveaways (17) and 12th in rushing (115.6 yards per game).

POSTSEASON:

NFC WILD CARD AT WASHINGTON (1/10):
Started at left guard.

NFC DIVISIONAL AT ARIZONA (1/16): Started at left guard.

PRO BOWL:

- Earned his 2nd straight Pro Bowl nod and the 3rd selection of his career.
- Became the 1st Packers guard to earn consecutive Pro Bowl selections since Mike Rivera (2002-04).
- Started at left guard for Team Rice.

HONORS:

- 2nd-team All-Pro selection.
- PFWA All-NFC team.

2014 (GREEN BAY):

- Started all 16 games at left guard.
- Did not allow a sack all season and was flagged for only 3 penalties.
- Helped the offense lead the NFL in scoring (30.4 points per game) and finish 6th in yards per game (386.1) and tied for 1st in fewest giveaways with a franchise-record 13.
- The offense allowed just 30 sacks, tied for 9th in the league and Green Bay's lowest since 2007 (19).
- Helped QB Aaron Rodgers earn the NFL's Most Valuable Player award after leading the NFL in TD/INT ratio (7.60, 38/5) and finishing 2nd in passer rating (112.2), 2nd in yards per attempt (8.43) and 3rd in TD passes (38).

POSTSEASON:

NFC DIVISIONAL VS. DALLAS (1/11): Started at left guard.

NFC CHAMPIONSHIP AT SEATTLE (1/18): Started at left guard.

PRO BOWL:

- Earned his 2nd career Pro Bowl selection.
- Started at left guard for Team Carter.

HONORS:

- 1st-team All-Pro selection.
- PFWA All-NFC team.

2013 (GREEN BAY):

- Started all 16 games at left guard.
- Allowed just 1.5 sacks and was flagged for 6 penalties.
- Transitioned to the left side after playing right guard his entire career.
- Helped the offense finish 3rd in the NFL with 6,404 total yards, the 2nd-most in franchise history, despite using 4 different quarterbacks and QB Aaron Rodgers missing 7 games.
- The offensive line helped the team finish in the top 10 in both passing (6th) and rushing (7th) for the 1st time since 2004.
- Blocked for RB Eddie Lacy, whose 1,178 rushing yards set a team rookie record and helped earn him NFL Offensive Rookie of the Year.

POSTSEASON:

NFC WILD CARD VS. SAN FRANCISCO (1/5):
Started at left guard.

HONORS:

- 2nd-team All-Pro selection, becoming the first Packers offensive lineman to earn All-Pro honors since Mike Rivera in 2003.
- PFWA All-NFC team.

2012 (GREEN BAY):

- Started all 16 games at right guard.
- Allowed just 2.5 sacks and was flagged for 6 penalties.
- Was 1 of just 2 Packers offensive linemen to start every game (T Marshall Newhouse) and joined Newhouse as the only players on the team to play every offensive snap.
- Helped the offense finish 5th in scoring (27.1 points per game) and 2nd in fewest giveaways (16).
- Protected QB Aaron Rodgers, who led the NFL in passer rating (108.0), TD percentage (7.1) and TD/INT ratio (4.88), while finishing 2nd in passing TDs (39) and 3rd in completion percentage (67.2).

POSTSEASON:

NFC WILD CARD VS. MINNESOTA (1/5): Started at right guard.

NFC DIVISIONAL AT SAN FRANCISCO (1/12):
Started at right guard.

PRO BOWL:

- Earned his 1st career Pro Bowl selection.
- Became the 1st Packers guard to earn a Pro Bowl nod since Mike Rivera in 2004.

2011 (GREEN BAY):

- Started 14 games at right guard.
- Inactive for 2 games.
- Allowed just 2 sacks and was flagged for 6 penalties.
- Helped the offense set franchise records for points (560), total net yards (6,482) and total net passing yards (4,924).
- The 560 points were 3rd-most in NFL history.
- Protected QB Aaron Rodgers, who earned NFL MVP honors after setting an NFL single-season record for passer rating (122.5) and team records for TD passes (45), passing yards (4,643), yards per attempt (9.25), completion percentage (68.3) and 300-yard games (8).

POSTSEASON:

NFC DIVISIONAL VS. N.Y. GIANTS (1/15): Started at right guard.

2010 (GREEN BAY):

- Started all 16 games at right guard.
- Did not allow a sack the entire season and was flagged for only 3 penalties.
- Played every offensive snap for the 2nd consecutive season.
- Helped the team finish 9th in the NFL in overall offense and 5th in passing.

POSTSEASON:

NFC WILD CARD AT PHILADELPHIA (1/9): Started at right guard.

NFC DIVISIONAL AT ATLANTA (1/15): Started at right guard.

NFC CHAMPIONSHIP AT CHICAGO (1/23):
Started at right guard.

SUPER BOWL XLV VS. PITTSBURGH (2/6): Started at right guard.

HONORS:

- NFL Offensive Lineman of the Year by the NFL Alumni Association.

2009 (GREEN BAY):

- Started all 16 games at right guard.
- Was flagged 4 times during the season.
- Played every offensive snap.
- Blocked for RB Ryan Grant's 1,253-yard rushing season.

POSTSEASON:

NFC WILD CARD AT ARIZONA (1/10): Started at right guard.

2008 (GREEN BAY):

- Played in 11 games with 2 starts at right guard.
- Inactive for 3 games.
- Dressed but did not play 2 games.
- Also played special teams.

BEFORE THE NFL

COLLEGE (UCF):

- 4-year letterman (2004-07) and 3-year starter.

CAREER: Played in 50 games with 43 starts.

- Joined his classmate Keith Shologan as the 1st 2 players in school history to appear in 50 games.
- Helped lead a resurgence of the program, going from an 0-11 season as a freshman (2004) to winning the school's 1st conference championship as a senior (2007).

SENIOR (2007): Started all 14 games, earning 10 starts at right tackle, 3 at right guard and 1 at left guard.

- 1st-team All-Conference USA.
- Helped school win its 1st conference title.
- Blocked for an offense that set school records for points (501) and rushing yards (3,287).
- Paved the way for RB Kevin Smith to total the 2nd-most single-season rushing yards in NCAA history (2,567).

JUNIOR (2006): Started all 12 games at right tackle.

SOPHOMORE (2005): Started all 13 games at right tackle.

TRUE FRESHMAN (2004): Played in all 11 games with 4 starts at right guard.

HIGH SCHOOL (PENSACOLA CATHOLIC HS – PENSACOLA, FLA.)

- Allowed just 3 sacks over his final 2 seasons.
- Played offensive and defensive line.
- Also lettered twice in basketball.

SENIOR (2003): 50 tackles and 6 sacks.

- 2nd-team all-state.
- 1st-team all-area.

OFF THE FIELD

COMMUNITY:

- Hosted the Josh Sitton Holiday Shopping Event for several years, buying gifts for children to help support the PALS Program of Brown County, Wis.
- Through his contracting company, Bear General Contractors, has helped sponsor an annual football camp for kids in Pensacola and also helped sponsor a dinner to raise money for a Pensacola homeless shelter.
- Participated in several team community initiatives, including the Packers Tailgate Tour, several charity golf tournaments and the Jordy Nelson Celebrity Softball Game.
- Traveled to Montana to attend the Doug Betters Whitefish Winter Classic, an annual event held by the former Dolphins defensive end to benefit children in need of pediatric medical treatment.
- Regularly hosts football camps in his hometown.
- Is a board member of the Studer Community Institute, which raises awareness for brain development in children ages 0-4 years old.

PERSONAL:

- Appeared in the movie Pitch Perfect 2 in 2015 with 4 of his Packers teammates.
- Partnered with his good friend, Chris Jaubert, to start Bear General Contractors in Lafayette, La. in 2014.
- Moved the company's headquarters to Pensacola, Fla. in 2016.
- Married to Kristen.
- **PRONUNCIATION:** Last name is pronounced SITT-en.
- **MAJOR:** Criminal justice.

JOSH SITTON'S NFL REGULAR SEASON STATS

GAMES/STARTS: (Green Bay) 2008: 11/2, 2009: 16/16, 2010: 16/16, 2011: 14/14, 2012: 16/16, **NFL TOTALS: 147/137**
2013: 16/16, 2014: 16/16, 2015: 16/16, (Chicago) 2016: 13/12, 2017: 13/13

JOSH SITTON'S NFL PLAYOFF STATS

GAMES/STARTS: (Green Bay) 2009: 1/1, 2010: 4/4, 2011: 1/1, 2012: 2/2, 2013: 1/1, 2014: 2/2, **PLAYOFF TOTALS: 13/13**
2015: 2/2



72

ERIC SMITH

TACKLE // 6-4 // 308 // VIRGINIA '17
ACQUIRED: FA, '17
HOMETOWN: ATLANTA, GA. // BORN: 9/2/95
NFL: SECOND SEASON // DOLPHINS: SECOND SEASON

NFL CAREER

TRANSACTIONS:

- Signed by Miami as an undrafted college free agent on May 5, 2017.

2017 (MIAMI):

- Inactive for 5 games.
- Missed 11 games after being placed on injured reserve on Oct. 3 and activated on Dec. 20.

BEFORE THE NFL

COLLEGE (VIRGINIA):

- 4-year starter (2013-16).
- CAREER: Played in 45 games with 44 starts.
- Started 44 consecutive games to finish his career.
- Started at right tackle for every game from 2014-16.

SENIOR (2016): Started all 12 games at right tackle.

JUNIOR (2015): Started all 12 games at right tackle.

SOPHOMORE (2014): Started all 12 games at right tackle.

TRUE FRESHMAN (2013): Played in 9 games with 8 starts at right tackle.

- Freshman All-American.
- Became the 4th true freshman in school history to start at a tackle position.

HIGH SCHOOL (COLUMBIA HS – DECATUR, GA.)

- Also played basketball.

SENIOR (2012):

- All-county.


OFF THE FIELD

COMMUNITY:

- Participated in the 2018 AARP Foundation Million Meal Pack to pack more than 1 million meals in a single day for older adults in the South Florida community.
- Volunteered to build a playground in Key Largo in 2018.
- Visited military troops overseas with the Armed Forces Entertainment group in 2018.

PERSONAL:

- MAJOR: Anthropology.



26

MAURICE SMITH

SAFETY // 6-0 // 194 // GEORGIA '17
ACQUIRED: FA, '17
HOMETOWN: MISSOURI CITY, TEXAS // BORN: 6/14/95
NFL: SECOND SEASON // DOLPHINS: SECOND SEASON

NFL CAREER

TRANSACTIONS:

- Signed by Miami as an undrafted college free agent on May 5, 2017.

CAREER HIGHLIGHTS:

- Played in 6 career games.
- 1 solo tackle and 1 pass defended.

2017 (MIAMI):

- Played in 6 games.
- Inactive for 5 games.
- Missed the rest of the season after being placed on the non-football illness list on Dec. 2.

AT L.A. CHARGERS (9/17): Played but did not record any stats.

- Made his NFL debut.

VS. OAKLAND (11/5): 1 solo tackle and 1 pass defended.

- Broke up a QB Derek Carr pass intended for WR Amari Cooper in the 2nd quarter.

BEFORE THE NFL

COLLEGE (GEORGIA):

- 1-year starter (2016) at Georgia.
- Graduate transfer from Alabama following his junior season (2015).
- 3-year letterman at Alabama (2013-15).

CAREER: Played in all 13 games with 11 starts at Georgia; 50 tackles (32 solo), 1 sack, 2 interceptions, 5 passes defended and 2 forced fumbles.

- Played in 40 games with 2 starts at Alabama; 38 tackles (19 solo), 1.5 sacks, 5 passes defensive and 1 fumble recovery.

SENIOR (2016 AT GEORGIA): Played in all 13 games with 11 starts; 50 tackles (32 solo), 1 sack, 2 interceptions, 5 passes defended and 2 forced fumbles.

- Team captain.

JUNIOR (2015 AT ALABAMA): Played in all 15 games; 15 tackles (7 solo), 1 sack, 1 pass defended and 1 forced fumble.

- Helped his school win the College Football Playoff National Championship.

SOPHOMORE (2014 AT ALABAMA): Played in all 14 games with 1 start; 10 tackles (7 solo), 0.5 sacks and 1 pass defended.

TRUE FRESHMAN (2013 AT ALABAMA): Played in 11 games with 1 start; 13 tackles (5 solo) and 3 passes defended.

HIGH SCHOOL (DULLES HS – SUGAR LAND, TEXAS)

- Played defensive back and wide receiver.

SENIOR (2012): 1 interception; 21 receptions for 389 yards (18.5 avg.) and 7 TDs.

JUNIOR (2011): 63 tackles and 3 interceptions.

OFF THE FIELD

COMMUNITY:

- Participated in the 2018 AARP Foundation Million Meal Pack to pack more than 1 million meals in a single day for older adults in the South Florida community.

PERSONAL:

- **MAJOR:** Exercise science.


MAURICE SMITH'S NFL REGULAR SEASON STATS

YEAR	TEAM	GP	GS	TACKLES					INTERCEPTIONS					FUMBLES	
				TOT	SOLO	ASST	SK	YDS	INT	YDS	LG	TD	PD	FF	FR
2017	MIAMI	6	0	1	1	0	0.0	0.0	0	0	0	0	1	0	0
NFL TOTALS		6	0	1	1	0	0.0	0.0	0	0	0	0	1	0	0

SINGLE-GAME CAREER HIGHS

Tackles: 1 vs. Oakland, 11/5/17

Passes Defended: 1 vs. Oakland, 11/5/17



93

**AKEEM
SPENCE**

DEFENSIVE TACKLE // 6-1 // 307 // ILLINOIS '13
ACQUIRED: T, '18 (DET.)
HOMETOWN: FORT WALTON BEACH, FLA. // BORN: 11/29/91
NFL: SIXTH SEASON // DOLPHINS: FIRST SEASON

NFL CAREER

TRANSACTIONS:

- Traded from Detroit to Miami on May 3, 2018.
- Signed by Detroit as an unrestricted free agent from Tampa Bay on March 9, 2017.
- 4th-round pick (100th overall) by Tampa Bay in the 2013 NFL draft.

CAREER HIGHLIGHTS:

- Played in 72 career games with 41 starts.
- 135 tackles (83 solo), 8.5 sacks, 1 forced fumble and 3 fumble recoveries.
- Has played in 32 consecutive games.

2017 (DETROIT):

- Played in all 16 games with 11 starts.
- 39 tackles (19 solo), 3 sacks and 1 forced fumble.

VS. CAROLINA (10/8): 3 tackles (2 solo), 1 sack and 1 forced fumble.

- Strip-sacked QB Cam Newton on a 3rd down in the 4th quarter, forcing a loss of 8 yards and a missed field goal on the next snap.

VS. CHICAGO (12/16): 2 solo tackles and 1 sack.

AT CINCINNATI (12/24): 8 tackles (3 solo).

2016 (TAMPA BAY):

- Played in all 16 games with 4 starts.
- 19 tackles (10 solo) and 0.5 sacks.

VS. DENVER (10/2): 5 tackles (1 solo) and 0.5 sacks.

VS. ATLANTA (11/3): 4 tackles (3 solo).

AT SAN DIEGO (12/4): 2 solo tackles.

2015 (TAMPA BAY):

- Played in 8 games with 7 starts.
- Inactive for 1 contest.
- Missed the 1st 5 games on the physically unable to perform list.
- Missed the final 2 contests after being placed on injured reserve on Dec. 26.
- 11 tackles (8 solo).

VS. N.Y. GIANTS (11/8): 3 tackles (2 solo).

AT INDIANAPOLIS (11/29): 3 solo tackles.

2014 (TAMPA BAY):

- Played in all 16 games with 5 starts.
- 37 tackles (27 solo), 3 sacks and 2 fumble recoveries.

AT CLEVELAND (11/2): 4 tackles (3 solo) and 1 sack.

AT CAROLINA (12/14): 3 tackles (2 solo) and 1 fumble recovery.

- Recovered a fumble by RB Jonathan Stewart in the 3rd quarter.

VS. NEW ORLEANS (12/28): 3 tackles (2 solo) and 1 sack.

2013 (TAMPA BAY):

- Played in all 16 games with 14 starts.
- 29 tackles (19 solo), 1 sack and 1 fumble recovery.

AT N.Y. JETS (9/8): 2 solo tackles and 1 fumble recovery.

- Started in his NFL debut.

AT NEW ENGLAND (9/22): 4 tackles (3 solo) and 1 sack.

- Recorded his 1st career sack, a 6-yard loss of QB Tom Brady.

VS. SAN FRANCISCO (12/15): 3 solo tackles.

BEFORE THE NFL

COLLEGE (ILLINOIS):

- 3-year starter (2010-12).

CAREER: Started all 38 games; 186 tackles (65 solo), 3.5 sacks and 2 forced fumbles.

- Started 38 consecutive games – every contest in his collegiate career.

JUNIOR (2012): Started all 12 games; 72 tackles (32 solo), 1 sack and 1 forced fumble.

- All-Big Ten honorable mention.

SOPHOMORE (2011): Started all 13 games; 69 tackles (18 solo), 1.5 sacks and 1 forced fumble.

REDSHIRT FRESHMAN (2010): Started all 13 games; 45 tackles (15 solo) and 1 sack.

- 1st-team Freshman All-American.
- Redshirted in 2009.

HIGH SCHOOL (FORT WALTON BEACH HS – FORT WALTON BEACH, FLA.)

- Also threw shot put and discus in track.

SENIOR (2008): 80 tackles and 5 sacks.

JUNIOR (2007): 67 tackles and 2 sacks.

OFF THE FIELD

PERSONAL:


- **MAJOR:** Communications.

AKEEM SPENCE'S NFL REGULAR SEASON STATS

YEAR	TEAM	GP	GS	TACKLES						INTERCEPTIONS					FUMBLES	
				TOT	SOLO	ASST	SK	YDS	INT	YDS	LG	TD	PD	FF	FR	
2013	TAMPA BAY	16	14	29	19	10	1.0	6.0	0	0	0	0	0	0	0	1
2014	TAMPA BAY	16	5	37	27	10	3.0	15.5	0	0	0	0	0	0	0	2
2015	TAMPA BAY	8	7	11	8	3	1.0	1.0	0	0	0	0	0	0	0	0
2016	TAMPA BAY	16	4	19	10	9	0.5	0.5	0	0	0	0	0	0	0	0
2017	DETROIT	16	11	39	19	20	3.0	23.0	0	0	0	0	0	0	1	0
NFL TOTALS		72	41	135	83	52	8.5	46.0	0	0	0	0	0	0	1	3

SINGLE-GAME CAREER HIGHS

Tackles:	8	at Cincinnati, 12/24/17
Sacks:	1	6 times, last: vs. Chicago, 12/16/17
Passes Defensed:	1	at Oakland, 9/28/14
Forced Fumbles:	1	vs. Carolina, 10/8/17
Fumble Recoveries:	1	3 times, last: at Carolina, 12/14/14



74

ZACH STERUP

TACKLE // 6-9 // 327 // NEBRASKA '15

ACQUIRED: FA, '17

HOMETOWN: HASTINGS, NEB. // BORN: 5/14/92

NFL: SECOND SEASON // DOLPHINS: SECOND SEASON

NFL CAREER

TRANSACTIONS:

- Signed by Miami on Nov. 7, 2017.
- Signed to Cleveland's practice squad on Sept. 9, 2017.
- Waived by Cleveland on Sept. 7, 2017.
- Signed by Cleveland on Jan. 2, 2017.
- Signed to Cleveland's practice squad on Dec. 5, 2016.
- Released from the N.Y. Jets practice squad on Nov. 29, 2016.
- Signed to the N.Y. Jets practice squad on Nov. 9, 2016.
- Released from Kansas City's practice squad on Nov. 8, 2016.
- Signed to Kansas City's practice squad on Nov. 2, 2016.
- Waived by Kansas City on Sept. 3, 2016.
- Signed by Kansas City as an undrafted college free agent on May 10, 2016.

2017 (MIAMI/CLEVELAND):

- Played in 6 games with 1 start for Miami.
- Inactive for 2 games with Miami.
- Signed by Miami on Nov. 7.
- Spent 8 weeks on Cleveland's practice squad.
- Spent the offseason and training camp with Cleveland before being waived on Sept. 7.

AT NEW ENGLAND (11/26):

- Played but did not record any stats.

VS. BUFFALO (12/31):

- Started at left tackle.
- Made his 1st NFL start.

2016 (CLEVELAND/N.Y. JETS/KANSAS CITY):

- Spent time on the practice squads of Kansas City, N.Y. Jets and Cleveland.
- Spent the offseason and training camp with Kansas City before being waived on Sept. 3.

BEFORE THE NFL

COLLEGE (NEBRASKA):

- 4-year letterman (2012-15) and 2-year starter.
- CAREER:** Played in 31 games with 16 starts.
- SENIOR (2015):** Played in 9 games with 6 starts at both guard and tackle.
- Husker Pride Award winner, given to the player the coaching staff recognizes as being someone who has represented Nebraska football for all the right reasons and has represented Nebraska both on and off the field in a first-class manner.
- JUNIOR (2014):** Started 10 games at right tackle.
- SOPHOMORE (2013):** Played in 11 games.
- REDSHIRT FRESHMAN (2012):** Played in 4 games.
- Redshirted in 2011.

HIGH SCHOOL (ST. CECILIA HS – HASTINGS, NEB.)

- Played offensive and defensive line.
 - Also played basketball and helped his school win 3 straight state championships.
- SENIOR (2010):** 58 tackles and 4 sacks.
- Helped his team win the state title.
 - 1st-team all-state.

OFF THE FIELD

COMMUNITY:

- Is actively involved in the Team Jack Foundation, funding research for pediatric brain cancer.

PERSONAL:


- **PRONUNCIATION:** Last name is pronounced STIR-up.
- **MAJOR:** Economics and finance.

ZACH STERUP'S NFL REGULAR SEASON STATS

GAMES/STARTS: 2017: 6/1

NFL TOTALS: 6/1

10 KENNY STILLS



WIDE RECEIVER // 6-1 // 202 // OKLAHOMA '13
 ACQUIRED: T, 2015 (N.O.)
 HOMETOWN: SAN DIEGO, CALIF. // BORN: 4/22/92
 NFL: SIXTH SEASON // DOLPHINS: FOURTH SEASON

NFL CAREER

TRANSACTIONS:

- Traded from New Orleans to Miami on March 13, 2015.
- 5th-round pick (144th overall) by New Orleans in the 2013 NFL draft.

CAREER HONORS:

- 2017 Nat Moore Community Service Award.
- 2017 Walter Payton Man of the Year Nominee.
- 2016 Nat Moore Community Service Award.

CAREER HIGHLIGHTS:

- Played in 79 career games with 56 starts.
- 222 receptions for 3,585 yards (16.1 avg.) and 26 TDs.
- Has played in 63 consecutive games and started 33 straight contests.
- Missed just 1 game in his 5-year NFL career.
- Is 2nd in the NFL in yards per catch since entering the league in 2013 (min. 150 rec.):

NFL RECEIVING AVERAGE LEADERS (2013-17)

PLAYER	TEAM(S)	REC	YDS	AVG
1. DeSean Jackson	Phil./Was./TB	274	4,702	17.2
2. KENNY STILLS	MIA	222	3,585	16.1
3. Torrey Smith	Balt./SF/Phi.	203	3,255	16.0
4. Sammy Watkins	Buf./LAR	192	3,052	15.9
5. Rob Gronkowski	NE	287	4,516	15.7

- His 17.3 yards per catch was 3rd in the NFL in 2016 (min. 32 rec.):

NFL RECEIVING AVERAGE LEADERS (2016)

PLAYER	TEAM	REC	YDS	AVG
1. DeSean Jackson	Washington	56	1,005	17.9
2. Chris Hogan	NE	38	680	17.9
3. KENNY STILLS	MIAMI	42	726	17.3
4. Julio Jones	Atlanta	83	1,409	17.0
5. Marvin Jones	Detroit	55	930	16.9

- Tied for 6th in the NFL in touchdown receptions in 2016:

NFL RECEIVING TD LEADERS (2016)

PLAYER	TEAM	REC	YDS	TD
1. Jordy Nelson	Green Bay	97	1,257	14
2. Davante Adams	Green Bay	75	997	12
Antonio Brown	Pittsburgh	106	1,284	12
Mike Evans	Tampa Bay	96	1,321	12
5. Odell Beckham Jr.	N.Y. Giants	101	1,367	10
6. KENNY STILLS	MIAMI	42	726	9
Rishard Matthews	Tennessee	65	945	9
Michael Thomas	New Orleans	92	1,137	9

- Led the NFL in yards per reception as a rookie in 2013:

NFL RECEIVING AVERAGE LEADERS (2013)

PLAYER	TEAM	REC	YDS	AVG
1. KENNY STILLS	NO	32	641	20.0
2. Josh Gordon	Cleveland	87	1,646	18.9
3. Riley Cooper	Philadelphia	47	835	17.8
4. Calvin Johnson	Detroit	84	1,492	17.8
5. Torrey Smith	Baltimore	65	1,128	17.4

2017 (MIAMI):

- Started all 16 games.
- 58 receptions for 847 yards (14.6 avg.) and 6 TDs.
- Selected by teammates to serve as a season-long team captain.

AT BALTIMORE (10/26): 5 receptions for 65 yards (13.0 avg.).

- Eclipsed 3,000 career receiving yards.
- At the time, became 1 of 62 active NFL wide receivers to top 3,000 career receiving yards.

VS. TAMPA BAY (11/19): 7 receptions for 180 yards (25.7 avg.) and 1 TD.

- His 180 receiving yards tied for the seventh-most in a game in team history.
- His 25.7 yards per catch in the game was the 4th-best mark in a single game in team history.
- It was the 5th 100-yard game of his career.

VS. DENVER (12/3): 5 receptions for 98 yards (19.6 avg.) and 1 TD.

HONORS:

- Nat Moore Community Service Award winner.
- Walter Payton Man of the Year nominee.

2016 (MIAMI):

- Started all 16 games.
- 42 receptions for 726 yards (17.3 avg.) and 9 TDs.
- 9 TD receptions led the team and were tied for 6th in the NFL.
- 17.3 yards per reception was 3rd in the NFL.

- 13.0 yards at catch average was 2nd in the league.
- Caught a touchdown in each of the final 4 regular season games.

VS. BUFFALO (10/23): 5 receptions for 100 yards (20.0 avg.) and 1 TD.

- Caught a 66-yard TD pass from QB Ryan Tannehill with 2:24 remaining to put Miami up 28-17.
- It was the fourth 100-yard game of his career.

VS. ARIZONA (12/11): 6 receptions for 97 yards (16.2 avg.) and 1 TD.

- Caught a 29-yard pass from QB Matt Moore to place Miami at the Arizona 1-yard line, setting up a K Andrew Franks 21-yard field goal to win the game.

AT N.Y. JETS (12/17): 1 reception for 52 yards (52.0 avg.) and 1 TD.

- Caught a 52-yard TD pass from QB Matt Moore in the second quarter to give Miami a 13-7 lead.

POSTSEASON:

AFC WILD CARD AT PITTSBURGH (1/8): 5 receptions for 82 yards (16.4 avg.).

HONORS:

- Nat Moore Community Service Award winner.

2015 (MIAMI):

- Played in all 16 games with 8 starts.
- 27 receptions for 440 yards (16.3 avg.) and 3 TDs.

AT WASHINGTON (9/13): 1 reception for 12 yards (12.0 avg.).

- Made his Dolphins debut.

VS. N.Y. JETS (10/4): 5 receptions for 81 yards (16.2 avg.) and 1 TD.

- Hauled in a 10-yard TD pass from QB Ryan Tannehill in the fourth quarter.

AT BUFFALO (11/8): 3 receptions for 74 yards (24.7 avg.).

VS. N.Y. GIANTS (12/14): 2 receptions for 49 yards (24.5 avg.) and 1 TD.

- Caught a 47-yard TD pass from QB Ryan Tannehill to give Miami a 24-17 third-quarter lead.

2014 (NEW ORLEANS):

- Played in 15 games with 6 starts.
- Inactive for 1 game.
- 63 receptions for 931 yards (14.8 avg.) and 3 TDs.

AT DETROIT (10/19): 5 receptions for 103 yards (20.6 avg.) and 1 TD.

- It was the 2nd 100-yard game of his career.
- Caught a 46-yard TD pass from QB Drew Brees to give New Orleans a 17-3 lead in the 3rd quarter.

VS. BALTIMORE (11/24): 8 receptions for 98 yards (12.3 avg.).

AT PITTSBURGH (11/30): 5 receptions for 162 yards (12.3 avg.) and 1 TD.

- His 162 receiving yards were a season high.
- It was the 3rd 100-yard game of his career.
- Hauled in a 69-yard TD pass from QB Drew Brees in the 3rd quarter to give his team a 28-13 lead.

2013 (NEW ORLEANS):

- Played in all 16 games with 10 starts.
- 32 receptions for 641 yards (20.0 avg.) and 5 TDs.
- Led the NFL with a 20.0 yards per catch average, the highest by a rookie in Saints history.

VS. ATLANTA (9/8): 2 receptions for 86 yards (43.0 avg.).

- Made his NFL debut.

AT TAMPA BAY (9/15): 1 reception for 10 yards (10.0 avg.).

- Made his 1st NFL start.

VS. BUFFALO (10/27): 3 receptions for 129 yards (43.0 avg.) and 2 TDs.

- It was the 1st 100-yard game and 1st multi-touchdown game of his career.
- His 43.0 receiving average in the game was the 4th-highest in Saints history at the time.
- Caught a 69-yard TD pass from QB Drew Brees to give New Orleans a second-quarter lead.
- Reeled in a 42-yard TD strike from Brees to extend the team's 4th-quarter lead.

VS. TAMPA BAY (12/29): 1 reception for 76 yards (76.0 avg.) and 1 TD.

- Caught a 76-yard TD pass from Brees with 2:40 left in the second quarter.

POSTSEASON:

NFC WILD CARD AT PHILADELPHIA (1/4): 3 receptions for 35 yards (11.7 avg.).

NFC DIVISIONAL AT SEATTLE (1/11): Played but did not record any stats.

BEFORE THE NFL

COLLEGE (OKLAHOMA):

- 3-year starter (2010-12).

CAREER: Started 38 games; 204 receptions for 2,594 yards (12.7 avg.) and 24 TDs.

- Left school ranked No. 4 in career receptions, No. 3 in receiving yards and No. 5 in TD catches.

JUNIOR (2012): Started all 13 games; 82 receptions for 959 yards (11.7 avg.) and 11 TDs.

- His 82 receptions were 5th on the school's single-season record list at the time.

- Posted 3 100-yard games and 10 games with 6+ receptions.

- 2nd-team All-Big 12.

SOPHOMORE (2011): Started 11 games; 61 receptions for 848 yards (13.9 avg.) and 8 TDs.

- His 61 receptions were 2nd on the team and 6th in the Big 12.

- Posted 3 100-yard games and 4 games with 7+ receptions.

- 2nd-team All-Big 12.

TRUE FRESHMAN (2010): Started all 14 games; 61 receptions for 786 yards (12.9 avg.) and 5 TDs.

- His 61 receptions and 786 receiving yards broke school records for a freshman.

- 1st-team Freshman All-American.

HIGH SCHOOL (LA COSTA CANYON – CARLSBAD, CALIF.)

- Broke the San Diego area career record with 3,041 receiving yards.

SENIOR (2009): 45 receptions for 914 yards (20.3 avg.) and 10 TDs.

- 1st-team All-CIF honors.

JUNIOR (2008): 62 receptions for 1,500 yards (24.2 avg.) and 17 TDs.

OFF THE FIELD

COMMUNITY:

- 2-time winner (2016-17) of the Dolphins' Nat Moore Community Service Award.
- Selected by the Dolphins as their 2017 Walter Payton Man of the Year nominee.
- Drove to a number of different states to do community events in numerous locations in 2018.
- Helped donate football equipment to Miami's local NFL Youth Education Town center in 2018.
- Attended every community event during the 2016 season on player days off.
- Worked with the Dolphins and the Ross Initiative in Sports for Equality (RISE) to host a town hall meeting in 2016 that brought influential local leaders together with law enforcement to discuss actionable steps that could be taken to address issues of racial inequality and unite the community.

- Helped organize a police ride along program and has inspired other NFL players to host similar programs in their local communities.
- Helps fund CommUNITY tailgates, which bring local student-athletes, coaches, parents, community leaders, law enforcement and military personnel together at every Dolphins home game.

PERSONAL:

- **MAJOR:** Communications with an emphasis in broadcasting and electronic media.

KENNY STILL'S' NFL REGULAR SEASON STATS

YEAR	TEAM	GP	GS	RECEIVING					RUSHING				
				REC	YDS	AVG	LG	TD	ATT	YDS	AVG	LG	TD
2013	NEW ORLEANS	16	10	32	641	20.0	76t	5	3	10	3.3	4	0
2014	NEW ORLEANS	15	6	63	931	14.8	69t	3	1	-2	-2.0	-2	0
2015	MIAMI	16	8	27	440	16.3	47t	3	0	0	0.0	0	0
2016	MIAMI	16	16	42	726	17.3	74t	9	0	0	0.0	0	0
2017	MIAMI	16	16	58	847	14.6	61t	6	0	0	0.0	0	0
NFL TOTALS		79	56	222	3585	16.1	76t	26	4	8	2.0	4	0

KENNY STILL'S' NFL PLAYOFF STATS

YEAR	TEAM	GP	GS	RECEIVING					RUSHING				
				REC	YDS	AVG	LG	TD	ATT	YDS	AVG	LG	TD
2013	NEW ORLEANS	2	1	3	35	11.7	14	0	1	1	1.0	1	0
2016	MIAMI	1	1	5	82	16.4	36	0	0	0	0.0	0	0
PLAYOFF TOTALS		3	2	8	117	14.6	36	0	1	1	1.0	1	0

ADDITIONAL STATS

Miscellaneous Tackles: (New Orleans) 1 in 2013, 1 in 2014, (Miami) 4 in 2016, 3 in 2017 for total of 9.

SINGLE-GAME CAREER HIGHS

Receptions: 8 vs. Baltimore, 11/24/14
Receiving Yards: 180 vs. Tampa Bay, 11/19/17
Longest Rec.: 76t vs. Tampa Bay, 12/29/13
TD Receptions: 2 twice, last: vs. N.Y. Jets, 10/22/17

100-YARD RECEIVING GAMES (5)

DATE	OPPONENT	REC	YDS	AVG	LG	TD
10/27/13	BUFFALO	3	129	43.0	69t	2
10/19/14	at Detroit	5	103	20.6	46t	1
11/30/14	at Pittsburgh	5	162	32.4	69t	1
10/23/16	BUFFALO	5	100	20.0	66t	1
11/19/17	TAMPA BAY	7	180	25.7	61	1

2013 GAME-BY-GAME STATS (NEW ORLEANS)

DATE	OPPONENT	P/S	REC	YDS	AVG	LG	TD
09/08	ATLANTA	1/0	2	86	43.0	67	0
09/15	at Tampa Bay	1/1	1	10	10.0	10	0
09/22	ARIZONA	1/1	0	0	0.0	-	0
09/30	MIAMI	1/0	4	38	9.5	18	0
10/06	at Chicago	1/0	0	0	0.0	-	0
10/13	at New England	1/1	3	64	21.3	34t	1
10/27	BUFFALO	1/1	3	129	43.0	69t	2
11/03	at N.Y. Jets	1/0	3	35	11.7	19	0
11/10	DALLAS	1/1	3	75	25.0	52t	1
11/17	SAN FRANCISCO	1/0	1	11	11.0	11	0
11/21	at Atlanta	1/1	2	22	11.0	16	0
12/02	at Seattle	1/1	1	3	3.0	3	0
12/08	CAROLINA	1/1	2	22	11.0	14	0
12/15	at St. Louis	1/1	4	47	11.8	20	0
12/22	at Carolina	1/1	2	23	11.5	19	0
12/29	TAMPA BAY	1/0	1	76	76.0	76t	1
2013 TOTALS		16/10	32	641	20.0	76t	5

DATE	OPPONENT	P/S	REC	YDS	AVG	LG	TD
01/04	at Philadelphia*	1/1	3	35	11.7	14	0
01/11	at Seattle**	1/0	0	0	0.0	-	0
PLAYOFF TOTALS		2/1	3	35	11.7	14	0

* NFC Wild Card game

** NFC Divisional game

2014 GAME-BY-GAME STATS (NEW ORLEANS)

DATE	OPPONENT	P/S	REC	YDS	AVG	LG	TD
09/07	at Atlanta		INACTIVE				
09/14	at Cleveland	1/1	3	25	8.3	14	0
09/21	MINNESOTA	1/1	4	38	9.5	15	0
09/28	at Dallas	1/0	2	62	31.0	46	0
10/05	TAMPA BAY	1/0	1	16	16.0	16	0
10/19	at Detroit	1/0	5	103	20.6	46t	1
10/26	GREEN BAY	1/0	4	57	14.3	45	0
10/30	at Carolina	1/0	5	72	14.4	18	0
11/09	SAN FRANCISCO	1/1	3	26	8.7	16	0
11/16	CINCINNATI	1/1	4	32	8.0	16	1
11/24	BALTIMORE	1/1	8	98	12.3	33	0
12/07	at Pittsburgh	1/0	5	162	32.4	69t	1
12/07	CAROLINA	1/0	3	23	7.7	14	0
12/15	at Chicago	1/1	5	67	13.4	21	0
12/21	ATLANTA	1/0	6	68	11.3	22	0
12/28	at Tampa Bay	1/0	5	82	16.4	44	0
2014 TOTALS		15/6	63	931	14.8	69t	3

2015 GAME-BY-GAME STATS (MIAMI)

DATE	OPPONENT	P/S	REC	YDS	AVG	LG	TD
09/13	at Washington	1/0	1	12	12.0	12	0
09/20	at Jacksonville	1/0	2	8	4.0	8	0
09/27	BUFFALO	1/0	0	0	0.0	-	0
10/04	N.Y. JETS	1/0	5	81	16.2	42	1
10/18	at Tennessee	1/1	2	46	23.0	38	0
10/25	HOUSTON	1/1	0	0	0.0	-	0
10/29	at New England	1/1	3	58	19.3	25	0
11/08	at Buffalo	1/1	3	74	24.7	46	0
11/15	at Philadelphia	1/0	0	0	0.0	-	0
11/22	DALLAS	1/1	2	52	26.0	29t	1
11/29	at N.Y. Jets	1/1	2	12	6.0	7	0
12/06	BALTIMORE	1/1	0	0	0.0	-	0
12/14	N.Y. GIANTS	1/0	2	49	24.5	47t	1
12/20	at San Diego	1/0	1	23	23.0	23	0
12/27	INDIANAPOLIS	1/0	3	14	4.7	9	0
01/03	NEW ENGLAND	1/1	1	11	11.0	11	0
2015 TOTALS		16/8	27	440	16.3	47t	3

2016 GAME-BY-GAME STATS (MIAMI)


DATE	OPPONENT	P/S	REC	YDS	AVG	LG	TD
09/11	at Seattle	1/1	1	16	16.0	16	0
09/18	at New England	1/1	2	39	19.5	24t	1
09/25	CLEVELAND	1/1	5	76	15.2	28	0
09/29	at Cincinnati	1/1	1	74	74.0	74t	1
10/09	TENNESSEE	1/1	0	0	0.0	-	0
10/16	PITTSBURGH	1/1	2	12	6.0	7	0
10/23	BUFFALO	1/1	5	100	20.0	66t	1
11/06	N.Y. JETS	1/1	1	11	11.0	11	0
11/13	at San Diego	1/1	2	47	23.5	39t	1
11/20	at L.A. Rams	1/1	4	33	8.3	15	0
11/27	SAN FRANCISCO	1/1	3	72	24.0	43t	1
12/04	at Baltimore	1/1	2	21	10.5	12	0
12/11	ARIZONA	1/1	6	97	16.2	29	1
12/17	at N.Y. Jets	1/1	1	52	52.0	52t	1
12/24	at Buffalo	1/1	3	35	11.7	17	1
01/01	NEW ENGLAND	1/1	4	41	10.3	25t	1
2016 TOTALS		16/16	42	726	17.3	74t	9

DATE	OPPONENT	P/S	REC	YDS	AVG	LG	TD
01/08	at Pittsburgh*	1/1	5	82	16.4	36	0

* AFC Wild Card game

2017 GAME-BY-GAME STATS (MIAMI)

DATE	OPPONENT	P/S	REC	YDS	AVG	LG	TD
09/17	at L.A. Chargers	1/1	2	37	18.5	29t	1
09/24	at N.Y. Jets	1/1	4	51	12.8	17	0
10/01	NEW ORLEANS	1/1	3	13	4.3	6	0
10/08	TENNESSEE	1/1	1	13	13.0	13	0
10/15	at Atlanta	1/1	4	49	12.3	18	1
10/22	N.Y. JETS	1/1	6	85	14.2	36	2
10/26	at Baltimore	1/1	5	65	13.0	28	0
11/05	OAKLAND	1/1	3	28	9.3	14	0
11/13	at Carolina	1/1	5	67	13.4	21	0
11/19	TAMPA BAY	1/1	7	180	25.7	61t	1
11/26	at New England	1/1	3	47	15.7	28	0
12/03	DENVER	1/1	5	98	19.6	23t	1
12/11	NEW ENGLAND	1/1	2	18	9.0	11	0
12/17	at Buffalo	1/1	1	8	8.0	8	0
12/24	at Kansas City	1/1	4	54	13.5	16	0
12/31	BUFFALO	1/1	3	34	11.3	16	0
2017 TOTALS		16/16	58	847	14.6	61t	6



30

CORDREA TANKERSLEY

CORNERBACK // 6-1 // 200 // CLEMSON '17

ACQUIRED: D3, '17

HOMETOWN: BEECH ISLAND, S.C. // BORN: 11/19/93

NFL: SECOND SEASON // DOLPHINS: SECOND SEASON

NFL CAREER

TRANSACTIONS:

- 3rd-round pick (97th overall) by Miami in the 2017 NFL draft.

CAREER HIGHLIGHTS:

- Started 11 career games.
- Inactive for 5 games.
- 31 tackles (24 solo) and 7 passes defended.

2017 (MIAMI):

- Started 11 games.
 - 31 tackles (24 solo) and 7 passes defended.
- VS. NEW ORLEANS IN LONDON (10/1):** 5 solo tackles and 1 pass defended.
- Made his NFL debut.
- AT ATLANTA (10/15):** 1 solo tackle and 1 pass defended.
- Broke up a QB Matt Ryan pass that was intercepted by S Reshad Jones with 47 seconds left, sealing the victory.

VS. TAMPA BAY (11/19): 6 tackles (4 solo) and 2 passes defended.

BEFORE THE NFL

COLLEGE (CLEMSON):

- 4-year letterman (2013-16) and 2-year starter.

CAREER: Played in 55 games with 30 starts; 119 tackles (91 solo), 1 sack, 9 interceptions and 29 passes defended.

- Finished his career 2nd in school history with 55 games played.

SENIOR (2016): Started all 15 games; 52 tackles (39 solo), 4 interceptions and 15 passes defended.

- Helped team win the CFP National Championship and the ACC title.
- Semifinalist for the Jim Thorpe Award (nation's best defensive back).
- Semifinalist for the Bednarik Award (nation's best defensive player).
- 1st-team All-American.
- 1st-team All-ACC.

JUNIOR (2015): Started all 15 games; 48 tackles (39 solo), 1 sack, 5 interceptions and 4 passes defended.

- Helped team finish as the national runner-up and win the ACC title.
- 3rd-team All-ACC.

- Named the team's most improved player on defense.

SOPHOMORE (2014): Played in all 13 games; 12 tackles (11 solo).

TRUE FRESHMAN (2013): Played in 12 games; 7 tackles (2 solo).

HIGH SCHOOL (HARGRAVE MILITARY ACADEMY – CHATHAM, VA.)

- Attended Hargrave Military Academy (Va.) following high school graduation from Silver Bluff HS.

- Played on both sides of the ball.

SENIOR (2011 AT SILVER BLUFF HS): 40 tackles, 650 rushing yards and 5 TDs; 708 passing yards and 6 TDs.

- 1st-team all-area.

OFF THE FIELD


PERSONAL:

- **PRONUNCIATION:** First name is pronounced coh-DRAY.

- **MAJOR:** Parks, recreation and tourism management.

CORDREA TANKERSLEY'S NFL REGULAR SEASON STATS

YEAR	TEAM	GP	GS	TACKLES					INTERCEPTIONS					FUMBLES	
				TOT	SOLO	ASST	SK	YDS	INT	YDS	LG	TD	PD	FF	FR
2017	MIAMI	11	11	31	24	7	0.0	0.0	0	0	0	0	7	0	0
NFL TOTALS		11	11	31	24	7	0.0	0.0	0	0	0	0	7	0	0



17

RYAN TANNERHILL

QUARTERBACK // 6-4 // 207 // TEXAS A&M '12
 ACQUIRED: D1, '12
 HOMETOWN: BIG SPRING, TEXAS // BORN: 7/27/88
 NFL: SEVENTH SEASON // DOLPHINS: SEVENTH SEASON

NFL CAREER

TRANSACTIONS:

- 1st-round pick (8th overall) by Miami in the 2012 NFL draft.

CAREER HONORS:

- AFC Offensive Player of the Week (vs. Houston, 10/25/15).
- FedEx Air NFL Player of the Week (vs. Houston, 10/25/15).

CAREER HIGHLIGHTS:

- Started 77 career games.
- Completed 1,653-of-2,637 passes (62.7 pct.) for 18,455 yards and 106 TDs for a QB rating of 86.5.
- 216 carries for 1,065 yards (4.9 avg.) and 6 TDs.
- 2 receptions for 5 yards (2.5 avg.).
- Started 77 consecutive games to begin his NFL career.
- Has passed for 3,000 yards 4 times and 4,000 yards twice.

- Ranks 2nd in team history in career completion percentage (min. 250 attempts):

ALL-TIME DOLPHINS CAREER COMPLETION PERCENTAGE LEADERS				
PLAYER	YEARS	ATT	CMP	PCT
1. Chad Pennington	2008-10	552	373	67.6
2. RYAN TANNEHILL	2012-17	2637	1653	62.7
3. Jay Cutler	2017	429	266	62.0
4. Matt Moore	2011-17	591	359	60.7
5. Chad Henne	2009-11	1065	646	60.7

- Ranks 3rd in team history in career passer rating (min. 250 attempts):

DOLPHINS CAREER PASSER RATING LEADERS					
PLAYER	YEARS	YARDS	TD	INT	RATE
1. Chad Pennington	2008-10	4085	20	9	94.5
2. RYAN TANNEHILL	2012-17	18455	106	66	86.5
3. Dan Marino	1983-99	61361	420	252	86.4
4. Matt Moore	2011-17	4298	29	19	86.0
5. Jay Cutler	2017	2666	19	14	80.8

- Holds 2 of the team's top 5 single-season completion percentage marks (min. 250 attempts):

ALL-TIME DOLPHINS SINGLE-SEASON COMPLETION PERCENTAGE LEADERS				
PLAYER	YEAR	ATT	CMP	PCT
1. Chad Pennington	2008	476	321	67.4
2. RYAN TANNEHILL	2016	389	261	67.1
3. RYAN TANNEHILL	2014	590	392	66.4
4. Dan Marino	1984	564	362	64.2
5. Dan Marino	1995	482	309	64.1

- Holds 2 of the team's top 5 single-season passer rating marks (min. 250 attempts):

DOLPHINS SINGLE-SEASON PASSER RATING LEADERS					
PLAYER	YEAR	YARDS	TD	INT	RATE
1. Dan Marino	1984	5084	48	17	108.9
2. Chad Pennington	2008	3653	19	7	97.4
3. Dan Marino	1983	2210	20	6	96
4. RYAN TANNEHILL	2016	2995	19	12	93.5
5. RYAN TANNEHILL	2014	4045	27	12	92.8

- Holds 3 of the team's top 10 single-season passing yard totals:

DOLPHINS SINGLE-SEASON PASSING YARDS LEADERS					
PLAYER	YR	YDS	PLAYER	YR	YDS
1. D. Marino	1984	5,084	6. D. Marino	1985	4,137
2. D. Marino	1986	4,746	7. D. Marino	1992	4,116
3. D. Marino	1994	4,453	8. R. TANNEHILL	2014	4,045
4. D. Marino	1988	4,434	9. Dan Marino	1991	3,970
5. R. TANNEHILL	2015	4,208	10. R. TANNEHILL	2013	3,913

- Holds 2 of the team's top 5 single-season pass attempts totals:

DOLPHINS SINGLE-SEASON PASS ATTEMPTS LEADERS		
PLAYER	YEAR	ATT
1. Dan Marino	1986	623
2. Dan Marino	1994	615
3. Dan Marino	1988	606
4. RYAN TANNEHILL	2014	590
5. RYAN TANNEHILL	2013	588

- Holds 2 of the team's top 5 single-season completions totals:

DOLPHINS SINGLE-SEASON COMPLETIONS LEADERS		
PLAYER	YEAR	CMP
1. RYAN TANNEHILL	2014	392
2. Dan Marino	1994	385
3. Dan Marino	1986	378
4. RYAN TANNEHILL	2015	363
5. Dan Marino	1984	362

- Totaled 16 career 300-yard passing games, which is the 2nd-most in team history:

MOST CAREER 300-YARD PASSING GAMES BY A DOLPHINS QB		
PLAYER	YEARS	NO.
1. Dan Marino	1983-99	63
2. RYAN TANNEHILL	2012-17	16
3. Chad Henne	2009-11	7
4. Bob Griese	1967-80	3
Jay Fiedler	2000-04	3

- Is the franchise's all-time leader in career rushing yards by a quarterback:

MOST CAREER RUSHING YARDS BY A DOLPHINS QB					
PLAYER	YEARS	ATT	YDS	AVG	TD
1. RYAN TANNEHILL	2012-17	216	1,065	4.9	6
2. Bob Griese	1967-80	261	994	3.8	7
3. Jay Fiedler	2000-04	201	834	4.1	11
4. David Woodley	1980-83	173	771	4.5	9
5. Chad Henne	2008-11	66	196	3.0	2

- Led the NFL with a 119.7 QB rating in the red zone in 2016:

NFL QB RATING LEADERS IN THE RED ZONE (2016)					
PLAYER	TEAM	YARDS	TD	INT	RATE
1. RYAN TANNEHILL	MIA.	224	11	0	119.7
2. Colin Kaepernick	SF	185	13	0	115.2
3. Andrew Luck	Ind.	258	20	0	113.5
4. Marcus Mariota	Ten.	251	18	0	113.5
5. Tom Brady	NE	288	20	1	112.1

- Tied for the NFL lead (Kirk Cousins and Joe Flacco) with 7 games where he completed at least 1 50-yard pass in 2016.

- Finished the 2015 season with 15,460 career passing yards, which were 3rd-most in NFL history by a QB in the 1st 4 seasons of their career:

MOST PASSING YARDS IN 1ST 4 YEARS OF NFL CAREER			
PLAYER	TEAM	YEARS	YDS
1. Peyton Manning	Ind.	1998-2001	16,418
2. Dan Marino	Mia.	1983-86	16,177
3. RYAN TANNEHILL	MIA.	2012-15	15,460
4. Andrew Luck	Ind.	2012-15	14,838
5. Andy Dalton	Cin.	2011-14	14,758

- Set an NFL record with 25 consecutive completions on Oct. 18, 2015 (at Tennessee) and Oct. 25, 2015 (vs. Houston).

- Completed 18-of-19 passes (94.7 pct.) vs. Houston on Oct. 25, 2015, setting a franchise record for single-game completion percentage (min. 12 attempts):

DOLPHINS SINGLE-GAME COMPLETION PCT. LEADERS					
PLAYER	DATE	OPP	ATT	CMP	PCT
1. RYAN TANNEHILL	10/25/15	HOU.	19	18	94.7
2. Bob Griese	12/18/78	NE	13	12	92.3
3. Chad Pennington	9/21/08	at NE	20	17	85.0
4. David Woodley	1/8/83*	NE	19	16	84.2
5. Earl Morrall	12/1/75	NE	17	14	82.4

* Playoff game

- Recorded a perfect 158.3 QB rating vs. Houston on Oct. 25, 2015, tying the franchise mark for best QB rating in a single game:

DOLPHINS SINGLE-GAME QB RATING LEADERS				
PLAYER	DATE	OPP	RATE	
1. Bob Griese	12/18/78	NE	158.3	
RYAN TANNEHILL	10/25/15	HOU.	158.3	
3. Jay Fiedler	11/27/03	at Dal.	156.0	
4. Jay Fiedler	10/24/04	STL	154.8	
5. David Woodley	1/8/83*	NE	153.8	

* Playoff game

- His 4,208 passing yards in 2015 were the most by a Dolphins QB since 1994 (Dan Marino).
- Joined Marino as the only Dolphins QBs to post back-to-back 4,000-yard campaigns (2014-15).
- Joined Marino as the only Dolphins QBs to pass for 20+ TDs in 3 straight seasons (2013-15).
- Completed 70 percent of passes in 5 consecutive games (Nov. 2, 2014 to Dec. 1, 2014), setting a team record.
- His 27 TD passes in 2014 were the 6th-most in team history and the most by anyone other than Marino.
- His +15 TD to interception ratio (27 TDs to 12 interceptions) in 2014 was the 3rd-best mark in Dolphins history:

HIGHEST SEASON TD-TO-INT DIFFERENTIAL (DOLPHINS)				
PLAYER	YEAR	ATT	CMP	PCT
1. Dan Marino	1984	48	17	+31
2. Dan Marino	1986	44	23	+21
3. RYAN TANNEHILL	2014	27	12	+15
4. Dan Marino	1983	20	6	+14
5. Dan Marino	1987	26	13	+13
Dan Marino	1994	30	17	+13

- His 311 rushing yards in 2014 were 2nd-most in team history by a quarterback:

DOLPHINS SINGLE-SEASON RUSHING LEADERS (QUARTERBACKS)					
PLAYER	YEAR	ATT	YARDS	AVG	TD
1. Jay Fiedler	2001	73	321	4.4	4
2. RYAN TANNEHILL	2014	56	311	5.6	1
3. David Woodley	1981	63	272	4.3	4
4. Jay Fiedler	2000	54	267	4.9	1
5. RYAN TANNEHILL	2013	40	238	6.0	1

- Became just the 8th quarterback (9th time overall) in NFL history to pass for 4,000+ yards and rush for 300+ yards in the same season (2014).
- Set franchise rookie records in completions (282), attempts (484) and passing yards (3,294):

MOST COMPLETIONS BY A ROOKIE IN DOLPHINS HISTORY

PLAYER	YEAR	CMP
1. RYAN TANNEHILL	2012	282
2. David Woodley	1980	176
3. Dan Marino	1983	173
4. Bob Griese	1967	166

MOST PASS ATTEMPTS BY A ROOKIE IN DOLPHINS HISTORY

PLAYER	YEAR	CMP
1. RYAN TANNEHILL	2012	484
2. Bob Griese	1967	331
3. David Woodley	1980	327
4. Dan Marino	1983	296

MOST PASSING YARDS BY A ROOKIE IN DOLPHINS HISTORY

PLAYER	YEAR	CMP
1. RYAN TANNEHILL	2012	3,294
2. Dan Marino	1983	2,210
3. Bob Griese	1967	2,005
4. David Woodley	1980	1,850

- His 431 passing yards at Arizona on Sept. 30, 2012 was the 3rd-highest single-game total by a rookie in NFL history, the most by a rookie in Dolphins history and tied for the 6th-most in any game in team history.
- His 26 completions at Arizona on Sept. 30, 2012 were the most in team history by a rookie.
- Became the 1st rookie quarterback in team history to start a season opener.

2017 (MIAMI):

- Missed the entire season after being placed on injured reserve on Aug. 12.

2016 (MIAMI):

- Started 13 games.
- Inactive for 3 games.
- Completed 261-of-389 passes (67.1 pct.) for 2,995 yards and 19 TDs for a QB rating of 93.5.
- 39 carries for 164 yards (4.2 avg.) and 1 TD.
- His 67.1 completion percentage was the 2nd-highest single-season completion percentage in franchise history.
- His 93.5 quarterback rating was the 4th-highest by a Dolphins QB in team history.
- His 119.7 QB rating in the red zone (min. 15 attempts) led the NFL that season.
- Tied for the NFL lead (Kirk Cousins and Joe Flacco) with 7 games where he completed at least 1 50-yard pass.

VS. BUFFALO (10/23): 15-of-25 passing (60.0 pct.) for 204 yards and 1 TD.

- Completed a 66-yard TD pass to WR Kenny Stills with 2:24 left to give Miami a 2-score lead.

AT L.A. RAMS (11/20): 24-of-34 passing (70.6 pct.) for 172 yards and 2 TDs; 2 carries for 19 yards (9.5 avg.).

- Hit WR DeVante Parker for a 9-yard TD pass to give Miami the lead with 36 seconds left.
- Marked the 13th come-from-behind win of his career.
- In Miami's final 2 drives, he completed 12-of-13 passes (92.3 pct.) for 115 yards and 2 TDs.

- Became the franchise's all-time leading rusher as a quarterback, surpassing Hall of Fame QB Bob Griese (994).

VS. SAN FRANCISCO (11/27): 20-of-30 passing (66.7 pct.) for 285 yards and 3 TDs for a QB rating of 130.6.

- Marked the team's 6th victory in a row.
- During the 6-game winning streak, he completed 117-of-173 passes (67.6 pct.) for 1,302 yards and 9 TDs for a QB rating of 104.7.

POSTSEASON:

AFC WILD CARD AT PITTSBURGH (1/8): Inactive.

2015 (MIAMI):

- Started all 16 games.
- Completed 363-of-586 passes (61.9 pct.) for 4,208 yards and 24 TDs for a QB rating of 88.7.
- Set an NFL record with 25 consecutive completions on Oct. 18 (at Tennessee) and Oct. 25 (vs. Houston).
- His 4,208 passing yards was the 5th-highest single-season total in team history and most by a Dolphins QB other than Dan Marino.
- His 4,208 passing yards were the most by a Dolphins QB since 1994 (Marino).
- Registered his 2nd straight 4,000-yard passing season, joining Marino as the only Dolphins QBs to post back-to-back 4,000-yard campaigns.
- It was his 4th career 3,000-yard season.
- His 6 300-yard games in 2015 tied for the 2nd-most 300-yard efforts by a Dolphins QB in a single season.
- His 24 TD passes marked the 3rd straight season he passed for 20+ TDs, joining Marino as the only Dolphins QB to do that.
- Finished the season with 15,460 career passing yards, which were 3rd-most in NFL history by a QB in the 1st 4 seasons of their career.

AT JACKSONVILLE (9/20): 30-of-44 passing (68.2 pct.) for 359 yards and 2 TDs for a QB rating of 108.0.

- Marked his 9th career 300-yard game.

VS. BUFFALO (9/27): 26-of-49 passing (53.1 pct.) for 297 yards and 2 TDs.

- Set a team record with 160 consecutive passes without an interception, breaking Marino's mark.

VS. HOUSTON (10/25): 18-of-19 passing (94.7 pct.) for 282 yards and 4 TDs for a perfect QB rating of 158.3.

- His 94.7 completion percentage was a single-game team record.
- Became the first NFL quarterback since Randall Cunningham in 1998 to complete 3 50-yard TD passes in the 1st half of a game.

HONORS:

- AFC Offensive Player of the Week (vs. Houston, 10/25).
- FedEx Air NFL Player of the Week (vs. Houston, 10/25).

2014 (MIAMI):

- Started all 16 games.
- Completed 392-of-590 passes (66.4 pct.) for 4,045 yards and 27 TDs for a QB rating of 92.8.
- 56 carries for 311 yards (5.6 avg.) and 1 TD.

- His 392 completions were the most in team history.

- His 590 pass attempts were the 4th-most in team history.

- Completed 70 percent of passes in 5 consecutive games (Nov. 2 to Dec. 1), setting a team record.

- His 27 TD passes were the 6th-most in team history and the most by anyone other than Dan Marino.

- His 15 TD to interception ratio (27 TDs to 12 interceptions) was the 3rd-best mark in Dolphins history.

- His 311 rushing yards were 2nd-most in team history by a quarterback.

- Became just the 8th quarterback (9th time overall) in NFL history to pass for 4,000+ yards and rush for 300+ yards in the same season.

VS. SAN DIEGO (11/2): 24-of-34 passing (70.6 pct.) for 288 yards and 3 TDs for a QB rating of 125.6.

- His 125.6 QB rating was a season high.

AT N.Y. JETS (12/1): 25-of-35 passing (71.4 pct.) for 235 yards.

- Engineered a game-winning drive that led to a 26-yard field goal with 1:57 left to give Miami the 16-13 victory.

VS. MINNESOTA (12/21): 35-of-47 passing (74.5 pct.) for 396 yards and 4 TDs for a QB rating of 118.8.

- His 396 passing yards marked the 8th 300-yard game of his career, moving him into 2nd place in team history in the category.

2013 (MIAMI):

- Started all 16 games.
- Completed 355-of-588 passes (60.4 pct.) for 3,913 yards and 24 TDs for a QB rating of 81.7.
- 40 carries for 238 yards (6.0 avg.) and 1 TD.

AT ATLANTA (9/22): 24-of-35 passing (68.6 pct.) for 236 yards and 2 TDs for a QB rating of 94.5.

- Led the team on a 13-play, 75-yard drive that culminated in a 1-yard TD pass to TE Dion Sims with 38 seconds left to win the game.

- Completed 9-of-12 passes (75.0 pct.) for 69 yards and 1 TD on the game-winning drive.

AT N.Y. JETS (12/1): 28-of-43 passing (65.1 pct.) for 331 yards and 2 TDs for a QB rating of 94.2.

- Marked his 2nd consecutive 300-yard passing game, the 1st back-to-back 300-yard games of his career.

- Topped the 3,000-yard mark for the season.

VS. NEW ENGLAND (12/15): 25-of-37 passing (67.6 pct.) for 312 yards and 3 TDs for a QB rating of 120.6.

- Marked his 5th 300-yard passing game of the season.

- It was his 2nd straight 3+ TD performance as he became the 1st Dolphins QB since Dan Marino in 1994 to accomplish the feat.

- Led the team on a 9-play, 60-yard drive capped off by a 14-yard TD pass to RB Marcus Thigpen with 1:15 left to win the game.

- Completed 6-of-8 passes (75.0 pct.) for 66 yards and 1 TD on the game-winning drive.

2012 (MIAMI):

- Started all 16 games.

- Completed 282-of-484 passes (58.3 pct.) for 3,294 yards and 12 TDs and a QB rating of 76.1.
- 49 carries for 211 yards (4.3 avg.) and 2 TDs.
- Set franchise rookie records in completions (282), attempts (484) and passing yards (3,294).
- His 58.3 completion percentage was 2nd-best among rookies in team history.
- Became the 1st rookie quarterback in Dolphins history to not throw an interception in a month (min. 3 games played) after he went 40-of-60 (66.7 pct.) for 426 yards, 2 TDs, 0 interceptions and a QB rating of 98.3 in October.

AT HOUSTON (9/9): 20-of-36 passing (55.6 pct.) for 219 yards.

- Made his NFL debut and 1st NFL start.
- Became the 1st rookie quarterback in team history to start a season opener.

VS. OAKLAND (9/16): 18-of-30 passing (60.0 pct.) for 200 yards and 1 TD for a QB rating of 91.0; 3 carries for 14 yards (4.7 avg.) and 1 TD.

- Earned his 1st win as an NFL starting quarterback.
- Scored his 1st NFL rushing TD with a 2-yard run in the 1st quarter.
- Threw his 1st NFL TD with a 14-yard pass for TE Anthony Fasano in the 4th quarter.

AT ARIZONA (9/30): 26-of-41 passing (63.4 pct.) for 431 yards and 1 TD for a QB rating of 86.5.

- His 26 completions were the most in team history by a rookie.
- His 431 passing yards was the 3rd-highest single-game total by a rookie in NFL history, the most by a rookie in Dolphins history and tied for the 6th-most in any game in team history.

BEFORE THE NFL

COLLEGE (TEXAS A&M):

- 4-year letterman (2008-11) and 2-year starter.

CAREER: Played in 50 games with 25 starts; 484-of-774 passing (62.5 pct.) for 5,450 yards and 42 TDs; 112 receptions for 1,596 yards (14.3 avg.) and 10 TDs; 115 carries for 369 yards (3.2 avg.) and 5 TDs.

- Started 19 games at quarterback and 6 at wide receiver.
- Played both quarterback and wide receiver in 5 games.

SENIOR (2011): Started all 13 games; 327-of-531 passing (61.6 pct.) for 3,744 yards and 29 TDs; 58 carries for 306 yards (5.3 avg.) and 4 TDs.

- Honorable mention All-American.
- Finalist for the Johnny Unitas Golden Arm Award (nation's top quarterback).
- Semifinalist for the Davey O'Brien Award (nation's top quarterback).
- Finalist for the William V. Campbell Trophy (nation's best scholar-athlete).

JUNIOR (2010): Played in all 13 games with 6 starts at quarterback; 152-of-234 passing (65.0 pct.) for 1,638 yards and 13 TDs; 11 receptions for 143 yards (13.0 avg.) and 1 TD; 51 carries for 76 yards (1.5 avg.) and 1 TD.

- Saw action at wide receiver for the 1st 7 games of the season.

- Took over starting quarterback duties for the final 6 games and went 5-1.

SOPHOMORE (2009): Played in all 13 games; 46 receptions for 609 yards (13.2 avg.) and 4 TDs; 4-of-8 passing (50.0 pct.) for 60 yards; 4 carries for -5 yards (-1.3 avg.).

- Honorable mention All-Big 12.

REDSHIRT FRESHMAN (2008): Played in 11 games with 6 starts at wide receiver; 55 receptions for 844 yards (15.3 avg.) and 5 TDs; 1-of-1 passing (100.0 pct.) for 8 yards; 2 carries for -8 yards (-4.0 avg.).

- His 55 receptions, 844 receiving yards and 5 receiving TDs were school freshman records.
- Battled for the starting quarterback spot in camp but moved to receiver at the start of the season.
- Honorable mention Freshman All-American.
- Voted school's offensive MVP by his teammates.
- Redshirted in 2007.

HIGH SCHOOL (BIG SPRING HS – BIG SPRING, TEXAS)

- Played defensive back, punter, wide receiver and quarterback.
- Also lettered in basketball, baseball, golf and track and field.

SENIOR (2006): Passed for 1,258 yards; Rushed for 617 yards; 3 receptions for 62 yards (20.7 avg.); 39.2-yard punt average.

- 1st-team All-CIF honors.

JUNIOR (2008): 62 receptions for 1,500 yards (24.2 avg.) and 17 TDs.

OFF THE FIELD

COMMUNITY:

- Founded the Tannehill's A.C.E.S. (Achieving Community Educations Success) program with wife, Lauren, which consisted of 17 sophomores from American Senior HS and focused on rewarding the participating students who strive for good grades and took on an active role in their community by hosting monthly events to reward the students and help them give back to the community.
- Participates in several team events such as the All-Community team donating tickets to regular season home games, holiday meal and toy giveaways, Fins Weekend and the Dolphins Cancer Challenge.

PERSONAL:

- Participated in the 2017 Miami Dolphins Business Combine.
- Father, Tim, played wide receiver at Texas Tech from 1985-87.
- Married to Lauren with 1 son, Steel.
- **PRONUNCIATION:** Last name is pronounced TAN-uh-hill.
- **MAJOR:** Biology.

RYAN TANNEHILL'S NFL REGULAR SEASON PASSING STATS

YEAR	TEAM	GP	GS	ATT	CMP	PCT	YDS	Y/A	TD	INT	LG	SK/YDS	RATE
2012	MIAMI	16	16	484	282	58.3	3,294	6.8	12	13	80t	35/234	76.1
2013	MIAMI	16	16	588	355	60.4	3,913	6.7	24	17	67	58/399	81.7
2014	MIAMI	16	16	590	392	66.4	4,045	6.9	27	12	50	46/337	92.8
2015	MIAMI	16	16	586	363	61.9	4,208	7.2	24	12	54t	45/420	88.7
2016	MIAMI	13	13	389	261	67.1	2,995	7.7	19	12	74t	29/216	93.5
2017	MIAMI			INJURED RESERVE									
NFL TOTALS		77	77	2,637	1,653	62.7	18,455	7.0	106	66	80t	213/1,606	86.5

RYAN TANNEHILL'S NFL REGULAR SEASON RUSHING/RECEIVING STATS

YEAR	TEAM	GP	GS	RUSHING					RECEIVING				
				ATT	YDS	AVG	LG	TD	REC	YDS	AVG	LG	TD
2012	MIAMI	16	16	49	211	4.3	31	2	0	0	0.0	-	0
2013	MIAMI	16	16	40	238	6.0	48	1	0	0	0.0	-	0
2014	MIAMI	16	16	56	311	5.6	40	1	1	-4	-4.0	0	0
2015	MIAMI	16	16	32	141	4.4	28	1	1	9	9.0	9	0
2016	MIAMI	13	13	39	164	4.2	18	1	0	0	0.0	-	0
2017	MIAMI			INJURED RESERVE									
NFL TOTALS		77	77	216	1065	4.9	48	6	2	5	2.5	9	0

ADDITIONAL STATS

Career Regular Season Record As A Starter: 7-9 in 2012; 8-8 in 2013; 8-8 in 2014; 6-10 in 2015; 8-5 in 2016 for total of 37-40.

Miscellaneous Tackles: 1 in 2012, 2 in 2013, 3 in 2014, 4 in 2015 for total of 10.

SINGLE-GAME CAREER HIGHS

Pass Attempts:	58	at N.Y. Jets, 11/29/15
Completions:	35	vs. Minnesota, 12/21/14
Passing Yards:	431	at Arizona, 9/30/12
TD Passes:	4	twice, last: vs. Houston, 10/25/15
Longest Pass:	80t	at Arizona, 9/30/12
Completion Pct.:	94.7	vs. Houston, 10/25/15
Passer Rating:	158.3	vs. Houston, 10/25/15
Rush Attempts:	8	vs. Jacksonville, 12/16/12
Rushing Yards:	56	at Pittsburgh, 12/8/13
Longest Run:	48	at Pittsburgh, 12/8/13
Rushing TDs:	1	6 times, last: at Seattle, 9/11/16

300-YARD PASSING GAMES (16)

DATE	OPP	ATT	CMP	PCT	YDS	TD	INT	LG	RATE
9/30/12	at Ari.	41	26	63.4	431	1	2	80t	86.5
9/15/13	at Ind.	34	23	67.6	319	1	0	67	107.4
10/6/13	vs. Balt.	40	21	52.5	307	1	0	49	86.1
11/24/13	vs. Car.	42	28	66.7	310	1	1	57	86.4
12/1/13	at NYJ	43	28	65.1	331	2	1	31t	94.2
12/15/13	vs. NE	37	25	67.6	312	3	0	39t	120.6
12/14/14	at NE	47	29	61.7	346	1	2	50	73.5
12/21/14	vs. Minn.	47	35	74.5	396	4	1	41	118.8
9/20/15	at Jac.	44	30	68.2	359	2	0	48	108.0
10/29/15	at NE	44	28	63.6	300	0	2	29	64.6
11/8/15	at Buf.	35	26	74.3	307	0	0	46	100.5
11/29/15	at NYJ	58	33	56.9	351	3	1	40	84.8
12/27/16	vs. Ind.	38	26	68.4	329	0	1	49	84.2
1/3/16	vs. NE	38	25	65.8	350	2	0	46	112.8
9/16/16	at NE	45	32	71.1	387	2	2	33	93.5
9/25/16	vs. Clev.	39	25	64.1	319	3	2	42t	93.9

TANNEHILL'S 4TH QUARTER COMEBACK VICTORIES (13)

DATE	OPP	4Q DEFICIT	4Q STATS	FINAL SCORE
1. 11/25/12	vs. Sea.	7-14	9-7-156-1-0	24-21
2. 9/22/13	vs. Atl.	20-23	13-9-69-1-0	27-23
3. 10/31/13	vs. Cin.	17-20	14-10-96-1-0	22-20
4. 12/8/13	at Pit.	24-28	8-5-40-1-0	34-28
5. 12/15/13	vs. NE	17-20	11-7-68-2-0	24-20
6. 12/1/14	at NYJ	6-13	8-5-68-0-0	16-13
7. 12/21/14	vs. Minn.	28-35	15-12-140-2-0	37-35
8. 9/15/15	at Was.	7-10	7-4-30-0-0	17-10
9. 11/15/15	at Phil.	13-16	8-4-34-1-0	20-19
10. 10/23/16	vs. Buf.	14-17	4-3-88-1-0	28-25
11. 11/6/16	vs. NYJ	20-23	6-1-17-0-0	27-23
12. 11/13/16	at SD	21-24	6-2-57-0-0	31-24
13. 11/20/16	at LAR	0-10	16-13-116-2-0	14-10

2012 GAME-BY-GAME STATS (MIAMI)

DATE	OPPONENT	P/S	ATT	CMP	PCT	YDS	TD	INT	LG	SK/YDS
09/09	at Houston	1/1	36	20	55.6	219	0	3	34	2/20
09/16	OAKLAND	1/1	30	18	60.0	200	1	0	25	1/11
09/23	N.Y. JETS	1/1	36	16	44.4	196	0	1	41	0/0
09/30	at Arizona	1/1	41	26	63.4	431	1	2	80t	4/37
10/07	at Cincinnati	1/1	26	17	65.4	223	0	0	30	2/12
10/14	ST. LOUIS	1/1	29	21	72.4	185	2	0	29t	3/29
10/28	at N.Y. Jets	1/1	5	2	40.0	18	0	0	12	1/9
11/04	at Indianapolis	1/1	38	22	57.9	290	1	0	35	2/9
11/11	TENNESSEE	1/1	39	23	59.0	217	0	3	17	1/8
11/15	at Buffalo	1/1	28	14	50.0	141	1	2	19	3/17
11/25	SEATTLE	1/1	26	18	69.2	253	1	1	39	1/7
12/02	NEW ENGLAND	1/1	29	13	44.8	186	0	0	28	3/10
12/09	at San Francisco	1/1	33	17	51.5	150	1	0	28	2/17
12/16	JACKSONVILLE	1/1	28	22	78.6	220	2	0	37	1/11
12/23	BUFFALO	1/1	25	13	52.0	130	2	0	30	2/11
12/30	at New England	1/1	35	20	57.1	235	0	1	22	7/26
2012 TOTALS		16/16	484	282	58.3	3294	12	13	80t	35/234

2013 GAME-BY-GAME STATS (MIAMI)

DATE	OPPONENT	P/S	ATT	CMP	PCT	YDS	TD	INT	LG	SK/YDS
09/08	at Cleveland	1/1	38	24	63.2	272	1	1	34t	4/17
09/15	at Indianapolis	1/1	34	23	67.6	319	1	0	67	5/22
09/22	ATLANTA	1/1	35	24	68.6	236	2	1	21	5/41
09/30	at New Orleans	1/1	35	22	62.9	249	1	3	50	4/33
10/06	BALTIMORE	1/1	40	21	52.5	307	1	0	49	6/35
10/20	BUFFALO	1/1	37	19	51.4	194	3	2	46	2/21
10/27	at New England	1/1	42	22	52.4	192	2	2	25	6/47
10/31	CINCINNATI	1/1	28	20	71.4	208	0	0	40	3/20
11/11	at Tampa Bay	1/1	42	27	64.3	229	2	1	19t	2/18
11/17	SAN DIEGO	1/1	35	22	62.9	268	1	1	39t	4/29
11/24	CAROLINA	1/1	42	28	66.7	310	1	1	57	3/30
12/01	at N.Y. Jets	1/1	43	28	65.1	331	2	1	31t	1/3
12/08	at Pittsburgh	1/1	33	20	60.6	200	3	1	40	2/14
12/15	NEW ENGLAND	1/1	37	25	67.6	312	3	0	39t	4/23
12/22	at Buffalo	1/1	27	10	37.0	82	0	0	13	7/46
12/29	N.Y. JETS	1/1	40	20	50.0	204	1	3	25	0/0
2013 TOTALS		16/16	588	355	60.4	3913	24	17	34t	58/399

2014 GAME-BY-GAME STATS (MIAMI)

DATE	OPPONENT	P/S	ATT	CMP	PCT	YDS	TD	INT	LG	SK/YDS
09/07	NEW ENGLAND	1/1	32	18	56.3	178	2	1	24	1/9
09/14	at Buffalo	1/1	49	31	63.3	241	1	1	18	4/31
09/21	KANSAS CITY	1/1	43	21	48.8	205	1	0	30	4/14
09/28	at Oakland	1/1	31	23	74.2	278	2	1	35	0/0
10/12	GREEN BAY	1/1	31	20	64.5	244	2	2	25	1/7
10/19	at Chicago	1/1	32	25	78.1	277	2	0	26	4/21
10/26	at Jacksonville	1/1	29	16	55.2	196	1	1	50	3/18
11/02	SAN DIEGO	1/1	34	24	70.6	288	3	0	38	0/0
11/09	at Detroit	1/1	38	27	71.1	207	1	1	20	3/29
11/13	BUFFALO	1/1	34	26	76.5	240	2	0	32	5/35
11/23	at Denver	1/1	36	26	72.2	228	3	1	21	1/12
12/01	at N.Y. Jets	1/1	35	25	71.4	235	0	1	25	2/18
12/07	BALTIMORE	1/1	33	23	69.7	227	1	0	27	6/41
12/14	at New England	1/1	47	29	61.7	346	1	2	50	4/38
12/21	MINNESOTA	1/1	47	35	74.5	396	4	1	41	1/13
12/28	N.Y. JETS	1/1	39	23	59.0	259	1	0	33	7/51
2014 TOTALS		16/16	590	392	66.4	4045	27	12	50	46/337

2015 GAME-BY-GAME STATS (MIAMI)

DATE	OPPONENT	P/S	ATT	CMP	PCT	YDS	TD	INT	LG	SK/YDS
09/13	at Washington	1/1	34	22	64.7	226	1	0	27	3/44
09/20	at Jacksonville	1/1	44	30	68.2	359	2	0	48	2/15
09/27	BUFFALO	1/1	49	26	53.1	297	2	3	46t	2/8
10/04	N.Y. JETS	1/1	44	19	43.2	198	2	2	42	3/31
10/18	at Tennessee	1/1	29	22	75.9	266	2	2	38	2/12
10/25	HOUSTON	1/1	19	18	94.7	282	4	0	54t	4/41
10/29	at New England	1/1	44	28	63.6	300	0	2	29	5/45
11/08	at Buffalo	1/1	35	26	74.3	307	0	0	46	2/27
11/15	at Philadelphia	1/1	36	21	58.3	217	2	0	43	4/27
11/22	DALLAS	1/1	24	13	54.2	188	2	1	47	3/48
11/29	at N.Y. Jets	1/1	58	33	56.9	351	3	1	40	3/30
12/06	BALTIMORE	1/1	19	9	47.4	86	1	0	38t	1/4
12/14	N.Y. GIANTS	1/1	41	25	61.0	236	1	0	47t	1/1
12/20	at San Diego	1/1	34	20	58.8	216	0	0	35	3/29
12/27	INDIANAPOLIS	1/1	38	26	68.4	329	0	1	49	6/50
01/03	NEW ENGLAND	1/1	38	25	65.8	350	2	0	46	1/8
2015 TOTALS		16/16	586	363	61.9	4208	24	12	54t	45/420

2016 GAME-BY-GAME STATS (MIAMI)

DATE	OPPONENT	P/S	ATT	CMP	PCT	YDS	TD	INT	LG	SK/YDS
09/11	at Seattle	1/1	29	16	55.2	186	0	0	50	5/36
09/18	at New England	1/1	45	32	71.1	387	2	2	33	0/0
09/25	CLEVELAND	1/1	39	25	64.1	319	3	2	42t	1/8
09/29	at Cincinnati	1/1	25	15	60.0	189	1	1	74t	5/29
10/09	TENNESSEE	1/1	18	12	66.7	191	0	2	58	6/42
10/16	PITTSBURGH	1/1	32	24	75.0	252	0	0	53	0/0
10/23	BUFFALO	1/1	25	15	60.0	204	1	0	66t	1/6
11/06	N.Y. JETS	1/1	28	17	60.7	149	1	0	24	1/12
11/13	at San Diego	1/1	24	17	70.8	240	2	0	56	1/9
11/20	at L.A. Rams	1/1	34	24	70.6	172	2	1	15	4/30
11/27	SAN FRANCISCO	1/1	30	20	66.7	285	3	0	46	2/22
12/04	at Baltimore	1/1	40	29	72.5	226	1	3	26	2/11
12/11	ARIZONA	1/1	20	15	75.0	195	3	1	71	1/11
12/17	at N.Y. Jets					INACTIVE				
12/24	at Buffalo					INACTIVE				
01/01	NEW ENGLAND					INACTIVE				
2016 TOTALS		13/13	389	261	67.1	2995	19.0	12	74t	29/216

DATE	OPPONENT	P/S	ATT	CMP	PCT	YDS	TD	INT	LG	SK/YDS
01/08	at Pittsburgh*					INACTIVE				

* AFC Wild Card game

2017 GAME-BY-GAME STATS (MIAMI)

DATE	OPPONENT	P/S	ATT	CMP	PCT	YDS	TD	INT	LG	SK/YDS
09/17	at L.A. Chargers					INJURED RESERVE				
09/24	at N.Y. Jets					INJURED RESERVE				
10/01	NEW ORLEANS					INJURED RESERVE				
10/08	TENNESSEE					INJURED RESERVE				
10/15	at Atlanta					INJURED RESERVE				
10/22	N.Y. JETS					INJURED RESERVE				
10/26	at Baltimore					INJURED RESERVE				
11/05	OAKLAND					INJURED RESERVE				
11/13	at Carolina					INJURED RESERVE				
11/19	TAMPA BAY					INJURED RESERVE				
11/26	at New England					INJURED RESERVE				
12/03	DENVER					INJURED RESERVE				
12/11	NEW ENGLAND					INJURED RESERVE				
12/17	at Buffalo					INJURED RESERVE				
12/24	at Kansas City					INJURED RESERVE				
12/31	BUFFALO					INJURED RESERVE				
2017 TOTALS		0/0	0	0	0.0	0	0	0	-	0/0



96 VINCENT TAYLOR

DEFENSIVE TACKLE // 6-3 // 306 // OKLAHOMA STATE '17
 ACQUIRED: D6, '17
 HOMETOWN: NEW ORLEANS, LA. // BORN: 1/5/94
 NFL: SECOND SEASON // DOLPHINS: SECOND SEASON

NFL CAREER

TRANSACTIONS:

- 6th-round pick (194th overall) by Miami in the 2017 NFL draft.

CAREER HIGHLIGHTS:

- Played in 13 career games.
- 18 tackles (11 solo) and 1 pass defended.
- 2 blocked field goals.

2017 (MIAMI):

- Played in 13 games.
- Inactive for 2 games.
- Missed last game of the season after being placed on injured reserve on Dec. 28.
- 18 tackles (11 solo) and 1 pass defended.

AT L.A. CHARGERS (9/17):

- 1 solo tackle.
- Made his NFL debut.

AT N.Y. JETS (9/24):

- 3 tackles (1 solo); 1 blocked kick.
- Blocked a K Chandler Catanzaro 45-yard field goal attempt in the 1st quarter.

AT BALTIMORE (10/26):

- 1 solo tackle; 1 blocked kick.
- Blocked a 46-yard field goal attempt by K Justin Tucker.

BEFORE THE NFL

COLLEGE (OKLAHOMA STATE):

- 3-year letterman (2014-16) and 2-year starter.

CAREER:

- Played in 36 games with 26 starts; 112 tackles (66 solo), 12 sacks, 2 passes defended and 2 forced fumbles; 5 blocked kicks.
- His 5 blocked kicks tied the school's all-time record.

JUNIOR (2016): Started all 13 games; 51 tackles (28 solo), 7 sacks, 1 pass defended and 2 forced fumbles; 4 blocked kicks.

- His 4 blocked kicks led the FBS and tied the school's single-season record.
- His 7 sacks led all Big 12 interior defensive linemen.
- His 51 tackles and 7 sacks were the most by an interior linemen at the school since at least 2005.
- 1st-team All-Big 12.
- Team captain.

SOPHOMORE (2015): Started all 13 games; 48 tackles (30 solo), 5 sacks and 1 pass defended.

REDSHIRT FRESHMAN (2014): Played in 10 games; 13 tackles (8 solo).

- Redshirted in 2013.

HIGH SCHOOL (JAMES MADISON HS – SAN ANTONIO, TEXAS)

SENIOR (2012): 79 tackles and 2 sacks.

- 1st-team all-state.
- San Antonio Express-News Area Player of the Year.
- Defensive Player of the Year in his district.

OFF THE FIELD

COMMUNITY:

- Hosted a youth football camp in San Antonio in 2018.
- Participated in the 2018 Dolphins Cancer Challenge Golf Tournament.

PERSONAL:

- Family was displaced by Hurricane Katrina in 2005.
- **MAJOR:** University studies/education.

VINCENT TAYLOR'S NFL REGULAR SEASON STATS

YEAR	TEAM	GP	GS	TACKLES					INTERCEPTIONS					FUMBLES	
				TOT	SOLO	ASST	SK	YDS	INT	YDS	LG	TD	PD	FF	FR
2017	MIAMI	13	0	18	11	7	0.0	0.0	0	0	0	0	1	0	0
NFL TOTALS		13	0	18	11	7	0.0	0.0	0	0	0	0	1	0	0


ADDITIONAL STATS

Blocked Kicks: 2 blocked field goals in 2017.

SINGLE-GAME CAREER HIGHS

Tackles: 3 4 times, last: vs. Denver, 12/3/17

Passes Defended: 1 at Atlanta, 10/15/17



78

LAREMY TUNSIL

TACKLE // 6-5 // 318 // MISSISSIPPI '16

ACQUIRED: D1, '16

HOMETOWN: LAKE CITY, FLA. // BORN: 8/2/94

NFL: THIRD SEASON // DOLPHINS: THIRD SEASON

NFL CAREER

TRANSACTIONS:

- 1st-round pick (13th overall) by Miami in the 2016 NFL draft.

2017 (MIAMI):

- Started 15 games at left tackle.
- Inactive for 1 game.

AT L.A. CHARGERS (9/17):

- Blocked for RB Jay Ajayi, who rushed for 122 yards, snapping the Chargers' streak of 17 straight games without allowing a 100-yard rusher.

VS. DENVER (12/3):

- Blocked for RB Kenyan Drake, who rushed for 120 yards and 1 TD in the victory for his 1st career 100-yard rushing performance.

VS. NEW ENGLAND (12/11):

- Helped RB Kenyan Drake rush for 114 yards, his 2nd straight 100-yard rushing effort.

2016 (MIAMI):

- Started 14 games – 12 at left guard and 2 at left tackle.
- Inactive for 2 games.
- Allowed just 0.5 sacks in his 12 starts at left guard.
- Helped RB Jay Ajayi eclipse the 1,000-yard rushing mark for the 1st time in his career and rush for 1,272 yards, the third-most in Dolphins history.

AT SEATTLE (9/11):

- Made NFL debut and his 1st NFL start.

VS. PITTSBURGH (10/16):

- Blocked for RB Jay Ajayi, who rushed for 204 yards for his 1st 100-yard effort.

VS. BUFFALO (10/23):

- Helped RB Jay Ajayi rush for 214 yards, his 2nd straight 200-yard game.

POSTSEASON:

AFC WILD CARD AT PITTSBURGH (1/8):

Started at left guard.

HONORS:

- PFWA All-Rookie team.

BEFORE THE NFL

COLLEGE (MISSISSIPPI):

- 3-year starter (2013-15).

CAREER:

Played in 29 games with 26 starts at left tackle.

SENIOR (2015):

Started 6 games.

- The team went 5-1 and averaged 201.7 rushing yards per game, 514.0 total yards per game and one sack allowed per game in the 6 contests he played in.

- 2nd-team All-American.

- 1st-team All-SEC.

JUNIOR (2014):

Started 11 games at left tackle.

- 2nd-team All-American.

- 1st-team All-SEC.

- Earned Kent Hull Trophy as the state of Mississippi's top collegiate offensive lineman.

TRUE FRESHMAN (2013):

Played in 12 games with 9 starts at left tackle.

- Freshman All-American.

- SEC All-Freshman team.

- 2nd-team All-SEC.

- Joined teammate TE Evan Engram as one of the first 2 true freshmen in school history to earn All-SEC honors.

HIGH SCHOOL (COLUMBIA HS – LAKE CITY, FLA.)

SENIOR (2012):

- Florida Class 6A Player of the Year.

- 1st-team all-state.

OFF THE FIELD

COMMUNITY:

- Participated in numerous team events, such as visiting children's hospitals, distributing Thanksgiving meals to needy families, AARP Million Meal Pack and surprising underprivileged children with their own beds at the Ashley HomeStore Hope to Dream sleepover event.

PERSONAL:

- **PRONUNCIATION:** Name is pronounced LAIR-uh-mee TUHN-suhl.

- **MAJOR:** Journalism.

LAREMY TUNSIL'S NFL REGULAR SEASON STATS


GAMES/STARTS: 2016: 14/14, 2017: 15/15

NFL TOTALS: 29/29

LAREMY TUNSIL'S NFL PLAYOFF STATS

GAMES/STARTS: 2016: 1/1


PLAYOFF TOTALS: 1/1



91

CAMERON WAKE

DEFENSIVE END // 6-3 // 263 // PENN STATE '05
 ACQUIRED: FA, '09
 HOMETOWN: HYATTSVILLE, MD. // BORN: 1/30/82
 NFL: 10TH SEASON // DOLPHINS: 10TH SEASON

2010, 2012, 2013, 2014, 2016 

PRO FOOTBALL CAREER

TRANSACTIONS:

- Signed by Miami on Jan. 19, 2009.
- Signed by the BC Lions of the Canadian Football League in May 2007.
- Waived by the N.Y. Giants on June 22, 2005.
- Signed by the N.Y. Giants as an undrafted college free agent on May 6, 2005.

CAREER HONORS:

- Named one the franchise's 50 greatest players on the Miami Dolphins 50th Season All-Time Team.
- 2017 Don Shula Leadership Award.
- 2016 Pro Bowl selection.
- 2016 2nd-team All-Pro edge rusher.
- 2016 Dolphins Ed Block Courage Award.
- 2016 Don Shula Leadership Award.
- No. 62 on the NFL Network Top 100 list in 2016.
- AFC Defensive Player of the Week (at Tennessee, 10/18/15).
- 2014 Pro Bowl selection.
- 2014 2nd-team All-Pro.
- No. 39 on the NFL Network Top 100 list in 2014.
- AFC Defensive Player of the Week (vs. New England, 9/7/14).
- 2013 Pro Bowl selection.
- No. 89 on the NFL Network Top 100 list in 2013.
- AFC Defensive Player of the Week (vs. Cincinnati, 10/31/13).
- 2012 Pro Bowl selection.
- 2012 1st-team All-Pro.
- AFC Defensive Player of the Month (October, 2012).
- 2010 Pro Bowl selection.
- 2010 1st-team All-Pro.

- No. 63 on the NFL Network Top 100 list in 2010.
- 2008 CFL Defensive Player of the Year.
- 2008 Norm Fieldgate Trophy (outstanding defensive player in the CFL's West Division).
- 2008 TSN CFL Friday Night Gladiator of the Year (effort, toughness and sacrifice).
- 2008 All-Western Division (CFL).
- 2007 CFL Defensive Player of the Year.
- 2007 CFL Rookie of the Year.
- 2007 Norm Fieldgate Trophy (outstanding defensive player in the CFL West Division).
- 2007 All-Western Division (CFL).

CAREER HIGHLIGHTS:

- Played in 132 games with 111 starts.
- 312 tackles (249 solo), 92 sacks, 1 interception, 14 passes defended, 21 forced fumbles and 2 fumble recoveries.
- 12 special teams tackles (9 solo).
- His 92 sacks since 2009 lead the NFL in that span:

NFL SACK LEADERS FROM 2009-17

PLAYER	TEAM(S)	SACKS
1. CAMERON WAKE	MIAMI	92.0
2. DeMarcus Ware	Dallas/Denver	85.0
3. Julius Peppers	Car./Chi./GB/Car.	84.0
4. Von Miller	Denver	83.5
5. Clay Matthews	Green Bay	80.0

- His 92 sacks are 2nd all-time in Dolphins history:

DOLPHINS ALL-TIME SACK LEADERS

PLAYER	YEARS	SACKS
1. Jason Taylor	1997-2007; 2009; 2011	131.0
2. CAMERON WAKE	2009-17	92.0
3. Bill Stanfill	1969-76	69.5
4. Doug Betters	1978-87	65.5
5. Vern Den Herder	1971-82	65.0

- His 92 sacks are 2nd in NFL history among undrafted players since sacks were recognized as an official statistic in 1982 (does not include supplemental draft picks):

MOST SACKS BY UNDRAFTED PLAYERS IN NFL HISTORY			
PLAYER	TEAM(S)	YEARS	SACKS
1. John Randle	Min./Sea.	1990-2003	137.5
2. CAMERON WAKE	MIA.	2009-17	92.0
3. James Harrison	Pit./NE	2004-17	84.5
4. Chris Clemons	Was./Oak/ Phi./Sea./Jax.	2004-15	69.0
5. Adefunwa Ogunleye	Mia./Chi/ Hou.	2001-10	67.0

- He joins DE Julius Peppers (Chicago/Green Bay/Carolina) as the only 2 NFL players who have recorded 7+ sacks in each of the past 8 seasons (2010-17).
- His 92 sacks since 2009 are the 2nd-most by a Dolphins player in their 1st 9 seasons with the team:

MOST SACKS IN 1ST 9 SEASONS WITH THE DOLPHINS		
PLAYER	YEARS	SACKS
1. Jason Taylor	1997-2005	92.5
2. CAMERON WAKE	2009-17	92.0
3. Bill Stanfill	1969-76	69.5
4. Doug Betters	1978-86	65.5
5. Jeff Cross	1988-95	59.5

- Has 2 of the team's top 10 all-time single-season sack campaigns:

DOLPHINS ALL-TIME SINGLE-SEASON SACK LEADERS		
PLAYER	YEAR	SACKS
1. Bill Stanfill	1973	18.5
Jason Taylor	2002	18.5
3. Joey Porter	2008	17.5
4. Trace Armstrong	2000	16.5
5. Doug Betters	1983	16.0
6. Adefunwa Ogunleye	2003	15.0
7. CAMERON WAKE	2012	15.0
8. Jason Taylor	2000	14.5
9. Doug Betters	1984	14.0
Bryan Cox	2002	14.0
10. CAMERON WAKE	2010	14.0

- Has 5 games of 3+ sacks in his career, which is 2nd in Dolphins history:

MOST GAMES WITH 3+ SACKS IN DOLPHINS HISTORY		
PLAYER	YEARS	NO.
1. Jason Taylor	1997-2005	6
2. CAMERON WAKE	2009-17	5
3. Jeff Cross	1988-95	4
4. Adefunwa Ogunleye	2000-03	2
Doug Betters	1978-87	2

- Has 16 games of 2+ sacks in his career, which is 2nd in Dolphins history:

MOST GAMES WITH 2+ SACKS IN DOLPHINS HISTORY		
PLAYER	YEARS	NO.
1. Jason Taylor	1997-2005	25
2. CAMERON WAKE	2009-17	16
3. Trace Armstrong	1995-2000	12
Jeff Cross	1988-95	12
5. Doug Betters	1978-87	8

- Has recorded at least 1 sack in 5 consecutive games on 3 separate occasions – in 2016, 2014 and 2012.
- Has recorded multiple sacks (1.5 or more) in 22 career games and the Dolphins are 13-9 in those contests.
- His 11.5 sacks in 2016 were 3rd in the AFC and 6th in the NFL that season:

2016 NFL SACK LEADERS		
PLAYER	TEAM	SACKS
1. Vic Beasley Jr.	Atlanta	15.5
2. Von Miller	Denver	13.5
3. Lorenzo Alexander	Buffalo	12.5
Markus Golden	Arizona	12.5
Danielle Hunter	Minnesota	12.5
6. CAMERON WAKE	MIAMI	11.5
Cliff Avril	Seattle	11.5

- His 9 forced fumbles in 2015-16 led the NFL in that span:

2015-16 NFL FORCED FUMBLE LEADERS		
PLAYER	TEAM(S)	FF
1. CAMERON WAKE	MIAMI	9
2. Vic Beasley Jr.	Atlanta	8
Chandler Jones	New England/Arizona	8

- His 15.0 sacks in 2012 were 3rd in the AFC and 4th in the NFL that season:

2012 NFL SACK LEADERS		
PLAYER	TEAM	SACKS
1. J.J. Watt	Houston	20.5
2. Aldon Smith	San Francisco	19.5
3. Von Miller	Denver	18.5
4. CAMERON WAKE	MIAMI	15.0
5. Clay Matthews	Green Bay	13.0

- His 4.5 sacks at Arizona on Sept. 30, 2012 was the 4th-most sacks in a single game in team history:

MOST SACKS IN A GAME (DOLPHINS)		
PLAYER	OPP., DATE	SACKS
1. Bill Stanfill	vs. Jets, 10/7/73	5.0
Vern Den Herder	vs. Buffalo, 10/21/73	5.0
Bill Stanfill	vs. Buffalo, 11/17/74	5.0
4. CAMERON WAKE	AT ARIZONA, 9/30/12	4.5
5. Six times		4.0

- His 14.0 sacks in 2010 were 2nd in the AFC and 3rd in the NFL that season:

2010 NFL SACK LEADERS		
PLAYER	TEAM	SACKS
1. DeMarcus Ware	Dallas	15.5
2. Tamba Hali	Kansas City	14.5
3. CAMERON WAKE	MIAMI	14.0
4. Clay Matthews	Green Bay	13.5
5. John Abraham	Atlanta	13.0

2017 (MIAMI):

- Started all 16 games.
- 36 tackles (26 solo) and 10.5 sacks.
- Reached double-digit sacks for the 5th time in his career.
- Was the 1st time in his career that he had double-digit sacks in consecutive seasons.
- Became the 12th player age 35+ to record at least 10 sacks since it became an official statistic in 1982.
- Was the 4th player age 35+ in the past 15 years to reach double-digit sacks, joining John Abraham,

Julius Peppers and Terrell Suggs.

- Selected by teammates to serve as a season-long team captain.

VS. N.Y. JETS (10/22): 4 tackles (3 solo) and 2.5 sacks.

- Sacked QB Josh McCown for a loss of 10 yards in the 1st quarter.
- Split a sack with DT Ndamukong Suh on 3rd-and-10, forcing a punt.
- Sacked McCown again on 3rd-and-9 for a loss of 9 yards in the 4th quarter.

AT NEW ENGLAND (11/26): 3 solo tackles, 1 sack and 5 quarterback hits.

- Sacked QB Tom Brady for a loss of 6 yards on 3rd-and-4, forcing a 4th quarter punt.
- His 5 quarterback hits were tied for 3rd-most in a game in his career.

VS. BUFFALO (12/31): 2 tackles (1 solo) and 1.5 sacks.

- Sacked QB Tyrod Taylor on 3rd-and-10 for a loss of 5 yards, forcing a punt.
- Split a sack with DE Andre Branch in the 2nd quarter.

HONORS:

- Don Shula Leadership Award winner, voted on by his teammates.
- No. 74 on the NFL Network Top 100 list.

2016 (MIAMI):

- Played in 16 games with 11 starts.
- 29 tackles (22 solo), 11.5 sacks, 1 interception, 2 passes defended and 5 forced fumbles.
- 3rd in the AFC and tied for 6th in the NFL with 11.5 sacks.
- His 9 forced fumbles in 2015-16 led the NFL.
- Recorded at least 1 sack in 5 straight games from Oct. 23 to Nov. 27, tying the longest streak of consecutive games with at least 1 sack in his career (2012 and 2014).
- Selected by teammates to serve as a season-long team captain.

VS. BUFFALO (10/23): 2 tackles (1 solo) and 1.5 sacks.

- Sacked QB Tyrod Taylor for a loss of 5 yards on 3rd-and-12 in the 1st quarter.
- Split a sack with DE Andre Branch for a loss of 6 yards in the 4th quarter.

VS. N.Y. JETS (11/6): 4 solo tackles, 2 sacks and 2 forced fumbles.

- Recorded 2 strip-sacks on QB Ryan Fitzpatrick in the 1st half.
- It was the 15th time in his career he recorded 2+ sacks in a game.

AT N.Y. JETS (12/17): 2 solo tackles, 1 sack, 1 interception, 1 pass defended and 1 forced fumble.

- Strip-sacked QB Bryce Petty on 3rd-and-4 in the 1st quarter.
- Recorded his 1st career interception, returning it 12 yards in the 2nd quarter.
- Became the 1st Dolphins defensive lineman with a forced fumble and interception in the same game since 2006 (DE Jason Taylor).

POSTSEASON:

AFC WILD CARD AT PITTSBURGH (1/8): 6 tackles (3 solo).

PRO BOWL:

- Earned his 5th Pro Bowl selection and was chosen to start the game.

HONORS:

- 2nd-team All-Pro edge rusher.
- Dolphins Ed Block Courage Award winner, voted on by his teammates.
- Don Shula Leadership Award winner, voted on by his teammates.
- No. 62 on the NFL Network Top 100 list.

2015 (MIAMI):

- Started 7 games.
- Missed the rest of the season after being placed on injured reserve on Nov. 2.
- 9 tackles (7 solo), 7 sacks, 1 pass defended and 4 forced fumbles.

AT TENNESSEE (10/18): 4 solo tackles, 4 sacks and 2 forced fumbles.

- All 4 sacks came in the 1st half, which tied a mark for most sacks in a 1st half by an NFL player since 1991.
- His 4 sacks were tied for the 4th-most in a single-game in team history.
- Finished the game with 67 career sacks, moving him into 3rd place in team history.
- Became the 1st player not selected in the NFL or supplemental drafts to have multiple 4+ sack games in his career since the statistic became official in 1982.

VS. HOUSTON (10/25): 2 solo tackles, 2 sacks, 2 forced fumbles and 1 pass defended.

- Strip-sacked QB Brian Hoyer twice in the 2nd quarter.

AT NEW ENGLAND (10/29): 2 tackles (1 solo) and 1 sack.

- His 7 sacks in 3 games were the most in a 3-game span in team history.

HONORS:

- Named one the franchise's 50 greatest players on the Miami Dolphins 50th Season All-Time Team.
- AFC Defensive Player of the Week (at Tennessee, 10/18).

2014 (MIAMI):

- Started all 16 games.
- 38 tackles (32 solo), 11.5 sacks, 3 passes defended, 3 forced fumbles and 1 fumble recovery.

VS. NEW ENGLAND (9/7): 3 solo tackles, 2 sacks and 2 forced fumbles.

- Became the 1st Dolphins player to record at least 2 sacks and 2 forced fumbles in the same game since LB Charlie Anderson on Nov. 15, 2009.

AT DETROIT (11/9): 2 solo tackles and 2 sacks.

- Marked the 5th straight game he registered a sack.

VS. MINNESOTA (12/21): 5 tackles (4 solo) and 2 sacks.

- Became the 4th Dolphins player since sacks became an official statistic in 1982 to record 10+

sacks in at least 3 seasons with the team, joining DE Jason Taylor (6), DE Trace Armstrong (3) and DE Jeff Cross (3).

PRO BOWL:

- Earned his 4th Pro Bowl selection.

HONORS:

- 2nd-team All-Pro.
- No. 39 on the NFL Network Top 100 list.
- AFC Defensive Player of the Week (vs. New England, 9/7).

2013 (MIAMI):

- Started 15 games.
- Inactive 1 game.
- 37 tackles (29 solo), 8.5 sacks and 2 forced fumbles.
- 1 safety.

AT CLEVELAND (9/8): 4 tackles (2 solo) and 2.5 sacks.

- Sacked QB Brandon Weeden on a 2nd-and-10 in the 3rd quarter.
- Brought Weeden down again on a 4th-and-2 snap in the 4th quarter.

VS. CINCINNATI (10/31): 5 solo tackles, 3 sacks, 1 forced fumble, 1 fumble recovery; 1 safety.

- Strip-sacked QB Andy Dalton on a 3rd-and-4 in the 1st quarter, recovering the fumble himself.
- Sacked Dalton in the end zone in overtime, resulting in a safety that won the game.
- It marked the 3rd time in NFL history an overtime game ended on a safety.

AT PITTSBURGH (12/8): 3 solo tackles, 1 sack and 1 forced fumble.

- The sack and forced fumble came on the same play when he strip-sacked QB Ben Roethlisberger for a 2-yard loss.

PRO BOWL:

- Earned his 3rd Pro Bowl selection.

HONORS:

- No. 66 on the NFL Network Top 100 list.
- AFC Defensive Player of the Week (vs. Cincinnati, 10/31).

2012 (MIAMI):

- Started all 16 games.
- 53 tackles (38 solo), 15 sacks, 3 forced fumbles and 1 pass defended.
- His 15 sacks were 4th in the NFL that season and tied for 6th in Dolphins history.
- Moved to defensive end after playing linebacker for the 1st 3 seasons of his Dolphins career.

AT ARIZONA (9/30): 5 tackles (4 solo) and 4.5 sacks.

- His 4.5 sacks are the 4th-best single-game total in team history.
- Brought down QB Kevin Kolb 4 different times on 3rd downs, forcing a punt each time.

AT INDIANAPOLIS (11/4): 4 solo tackles, 1 sack and 1 forced fumble.

- Marked the 5th straight game he registered a sack.

AT SAN FRANCISCO (12/9): 6 solo tackles, 3 sacks and 1 forced fumble.

- It was his 3rd multi-sack of the season.
- All 3 sacks came in the 1st half.

PRO BOWL:

- Earned his 2nd Pro Bowl selection and his 1st at defensive end after he made the Pro Bowl following the 2010 season.
- Is 1 of just 3 Dolphins players to make the Pro Bowl at 2 different positions, joining DE/DT Randy Starks and C/G Mike Pouncey.
- Recorded a 6-yard sack of New Orleans QB Drew Brees in the 1st quarter.

HONORS:

- 1st-team All-Pro.
- No. 89 on the NFL Network Top 100 list.
- AFC Defensive Player of the Month (October).

2011 (MIAMI):

- Played in all 16 games with 14 starts.
- 42 tackles, 8.5 sacks and 2 passes defended.
- His 8.5 sacks were tied for 12th in the AFC.

VS. NEW ENGLAND (9/12): 3 solo tackles, 1 sack and 1 pass defended.

VS. DENVER (10/23): 4 solo tackles and 2 sacks.

- Sacked QB Tim Tebow twice for a total of 9 yards in losses.

AT BUFFALO (12/18): 7 tackles (6 solo), 1 sack and 1 pass defended.

PRO BOWL:

- Earned his 1st Pro Bowl selection as a starter at outside linebacker.

2010 (MIAMI):

- Started all 16 games.
- 57 tackles (48 solo), 14 sacks, 4 passes defended and 3 forced fumbles.
- His 14 sacks were 3rd in the NFL that season and tied for 9th in team history.

AT MINNESOTA (10/19): 4 tackles, 1 sack and 1 forced fumble.

- Sacked QB Brett Favre in the end zone and forced a fumble, which was recovered by LB Koa Misi for a touchdown.

AT GREEN BAY (10/17): 3 solo tackles and 3 sacks.

- Brought down QB Aaron Rodgers 3 times.
- It was the most sacks by a Dolphins player in a single game since Sept. 21, 2008 (LB Joey Porter).

AT N.Y. JETS (12/12): 5 solo tackles, 2 sacks and 1 forced fumble.

- Sacked QB Mark Sanchez twice on the final drive of the game, preserving the Dolphins victory.

HONORS:

- 1st-team All-Pro.
- No. 63 on the NFL Network Top 100 list.

2009 (MIAMI):

- Played in 14 games with 1 start.
- Inactive for 2 games.
- 11 tackles (10 solo), 5.5 sacks, 1 pass defended and 1 forced fumble.
- 12 special teams tackles (9 solo).

AT SAN DIEGO (9/27): 1 solo special teams tackle.

- Made his NFL debut.

VS. BUFFALO (10/4): 6 tackles (5 solo), 2.5 sacks and 1 forced fumble.

- His 2.5 sacks were 3rd-most in team history by a rookie or 1st-year player in a game.
- His 2.5 sacks were the 1st sacks of his career.

VS. PITTSBURGH (1/3): 1 solo special teams tackle.

- Made his 1st NFL start.

2008 (B.C. LIONS/CFL):

- 65 tackles, 23 sacks and 3 fumble recoveries.
- His 23 sacks led the CFL.

HONORS:

- CFL Defensive Player of the Year.
- Won the Norm Fieldgate Trophy (outstanding defensive player in the West Division).
- 1st defensive player to win the TSN Friday Night Gladiator of the Year (effort, toughness and sacrifice).
- All-Western Division.

2007 (B.C. LIONS/CFL):

- 72 tackles, 16 sacks.
- His 16 sacks led the NFL.
- 1 blocked field goal.

HONORS:

- CFL Defensive Player of the Year.
- CFL Rookie of the Year.
- Won the Norm Fieldgate Trophy (outstanding defensive player in the West Division).
- All-Western Division.

2006 (N.Y. GIANTS):

- Spent the offseason with the N.Y. Giants before being waived on June 22.

BEFORE THE NFL**COLLEGE (PENN STATE):**

- 4-year letterman (2001-04).
- Played mainly linebacker but also appeared at defensive end.

CAREER: 191 tackles, 2 forced fumbles, 8.5 sacks; 7 blocked kicks.

HIGH SCHOOL (DeMATHA CATHOLIC HS – HYATTSVILLE, MD.)

- Played safety, running back and wide receiver.
- Also lettered in track and basketball.

SENIOR (1999):

- Washington Post Defensive Player of the Year.

OFF THE FIELD**COMMUNITY:**

- Participated in numerous team events, such as purchasing toys and meals for the holidays, playing video games with kids with disabilities, shopping with local schoolchildren during the Kids and Fins Publix Shopping Spree and donating purchased tickets as part of the "All-Community Team."

PERSONAL:

- After he was released by the N.Y. Giants in 2006, entered the corporate world as a mortgage broker before resuming his professional football career in Canada with the B.C. Lions.
- Participated in the 3-day Stephen Ross externship in New York in July 2016.
- Participates annually in the Miami Dolphins Business Combine.
- **MAJOR:** Sociology.

CAMERON WAKE'S NFL REGULAR SEASON STATS

YEAR	TEAM	GP	GS	TACKLES					INTERCEPTIONS					FUMBLES	
				TOT	SOLO	ASST	SK	YDS	INT	YDS	LG	TD	PD	FF	FR
2009	MIAMI	14	1	11	10	1	5.5	28.5	0	0	0	0	1	1	0
2010	MIAMI	16	16	57	48	9	14.0	89.5	0	0	0	0	4	3	0
2011	MIAMI	16	14	42	37	5	8.5	47.5	0	0	0	0	2	0	0
2012	MIAMI	16	16	53	38	15	15.0	92.0	0	0	0	0	1	3	0
2013	MIAMI	15	15	37	29	8	8.5	56.0	0	0	0	0	0	2	1
2014	MIAMI	16	16	38	32	6	11.5	59.5	0	0	0	0	3	3	1
2015	MIAMI	7	7	9	7	2	7.0	39.0	0	0	0	0	1	4	0
2016	MIAMI	16	11	29	22	7	11.5	90.5	1	12	12	0	2	5	0
2017	MIAMI	16	16	36	26	10	10.5	72.0	0	0	0	0	0	0	0
NFL TOTALS		132	112	312	249	63	92.0	574.5	1	12	12	0	14	21	2

CAMERON WAKE'S NFL PLAYOFF STATS

YEAR	TEAM	GP	GS	TACKLES					INTERCEPTIONS					FUMBLES	
				TOT	SOLO	ASST	SK	YDS	INT	YDS	LG	TD	PD	FF	FR
2016	MIAMI	1	1	6	3	3	0.0	0.0	0	0	0	0	0	0	0
PLAYOFF TOTALS		1	1	6	3	3	0.0	0.0	0	0	0	0	0	0	0

ADDITIONAL STATS

Special Teams Tackles: 12 in 2009.
Safeties: 1 in 2013.

SINGLE-GAME CAREER HIGHS

Tackles: 8 at Baltimore, 11/7/10
Sacks: 4.5 at Arizona, 9/30/12
Interceptions: 1 at N.Y. Jets, 12/17/16
Passes Defensed: 2 at Buffalo, 9/12/10
Forced Fumbles: 2 4 times, last: vs. N.Y. Jets, 11/6/16
Fumble Recoveries: 1 twice, last: at Chicago, 10/19/14



15

ALBERT WILSON

WIDE RECEIVER // 5-9 // 186 // GEORGIA STATE '14
ACQUIRED: UFA, '18 (KC)
HOMETOWN: FORT PIERCE, FLA. // BORN: 7/12/92
NFL: FIFTH SEASON // DOLPHINS: FIRST SEASON

NFL CAREER

TRANSACTIONS:

- Signed by Miami as an unrestricted free agent from Kansas City on March 15, 2018.
- Signed by Kansas City as an undrafted college free agent on May 12, 2014.

CAREER HIGHLIGHTS:

- Played in 55 career games with 26 starts.
- 124 receptions for 1,544 yards (12.5 avg.) and 7 TDs.
- 10 carries for 82 yards (8.2 avg.) and 1 TD.
- 3 kickoff returns for 52 yards (17.3 avg.).
- 6 special teams tackles (5 solo) and 1 forced fumble.

2017 (KANSAS CITY):

- Played in 13 games with 7 starts.
- Inactive for 3 games.
- 42 receptions for 554 yards (13.2 avg.) and 3 TDs; 3 carries for 6 yards (2.0 avg.).

AT OAKLAND (10/19): 1 reception for 63 yards and 1 TD.

- Caught a 63-yard TD pass from QB Alex Smith to give the Chiefs a 3rd-quarter lead.

VS. BUFFALO (11/26): 3 receptions for 36 yards (12.0 avg.) and 1 TD.

- Reeled in a 19-yard TD pass on the team's opening possession of the 2nd half.

AT DENVER (12/31): 10 receptions for 147 yards (14.7 avg.).

- It was the 1st 100-yard game of his career.

POSTSEASON:

AFC WILD CARD VS. TENNESSEE (1/6): 2 receptions for 26 yards (13.0 avg.).

2016 (KANSAS CITY):

- Played in all 16 games with 5 starts.
- 31 receptions for 279 yards (9.0 avg.) and 2 TDs; 2 carries for 50 yards (25.0 avg.) and 1 TD.

AT PITTSBURGH (10/2): 5 receptions for 52 yards (10.4 avg.).

VS. JACKSONVILLE (11/6): 3 receptions for 42 yards (14.0 avg.) and 1 TD.

- Caught a 23-yard TD pass from QB Nick Foles to give his team a 1st quarter lead.

AT ATLANTA (12/4): 4 receptions for 48 yards (12.0 avg.); 1 carry for 55 yards and 1 TD.

- Scored on a 55-yard carry in the 3rd quarter for his 1st career rushing TD.

POSTSEASON:

AFC DIVISIONAL VS. PITTSBURGH (1/15): 2 receptions for 3 yards (1.5 avg.) and 1 TD.

- Caught a 5-yard TD pass from QB Alex Smith in the 1st quarter to give Kansas City an early lead.

2015 (KANSAS CITY):

- Played in 14 games with 12 starts.
- Inactive for 2 games.
- 35 receptions for 451 yards (12.9 avg.) and 2 TDs; 5 carries for 26 yards (5.2 avg.).

AT MINNESOTA (10/18): 3 receptions for 57 yards (19.0 avg.) and 1 TD.

- Caught a 42-yard TD pass from QB Alex Smith in the 4th quarter to make it a 1 score game.
- It was the first TD reception of his career.

VS. PITTSBURGH (10/25): 3 receptions for 71 yards (23.7 avg.).

VS. SAN DIEGO (12/13): 4 receptions for 87 yards (21.8 avg.) and 1 TD.

- Caught a 44-yard TD pass from QB Alex Smith that would ultimately be the deciding score in the victory.

POSTSEASON:

AFC WILD CARD AT HOUSTON (1/9): 2 receptions for 9 yards (4.5 avg.).

AFC DIVISIONAL AT NEW ENGLAND (1/16): 5 receptions for 57 yards (11.4 avg.) and 1 TD.

- Caught a 10-yard TD pass from Smith to make it a 1-score game in the 3rd quarter.

2014 (KANSAS CITY):

- Played in 12 games with 2 starts.
- Inactive for 4 games.
- 16 receptions for 260 yards (16.3 avg.).

VS. TENNESSEE (9/7): Played but did not record any stats.

- Made his NFL debut.

AT ARIZONA (12/7): 4 receptions for 53 yards (13.3 avg.).

- Made his first NFL start.

AT PITTSBURGH (12/21): 5 receptions for 87 yards (17.4 avg.).

BEFORE THE NFL

COLLEGE (GEORGIA STATE):

- 4-year letterman (2010-13) and 3-year starter.

CAREER: Played in 42 games with 29 starts; 175 receptions for 3,190 yards (18.2 avg.) and 23 TDs; 47 carries for 331 yards (7.0 avg.) and 1 TD; 95 kickoff returns for 2,328 yards (24.5 avg.) and 2 TDs; 41 punt returns for 374 yards (9.1 avg.); 0-for-2 passing.

- Left as the school's all-time leader in nearly every receiving category, including receptions (175), receiving yards (3,190) and receiving TDs (23).
- His career total of 6,235 all-purpose yards ranked among the top 30 in NCAA history when he left school.
- Left Georgia State as the school's all-time leading scorer with 26 TDs and 156 points.
- Also left school as the program's all-time leader in kickoff returns (95), kickoff return yards (2,338), punt returns (41) and punt return yards (376).
- Became the 1st player in school history to be invited to the NFL Scouting Combine.

SENIOR (2013): Started all 12 games; 71 receptions for 1,177 yards (16.6 avg.) and 8 TDs; 24 carries for 251 yards (10.5 avg.) and 1 TD; 31 kickoff returns for 720 yards (23.2 avg.); 15 punt returns for 125 yards (8.3 avg.).

- 1st-team All-Sun Belt at wide receiver and 2nd-team All-Sun Belt as an all-purpose player.
- His 190.2 all-purpose yards per game was 2nd in FBS.
- His 98.1 receiving yards per game led the Sun Belt and his 5.9 receptions per game were 2nd.
- Set single-season school records in receptions (71), receiving yards (1,177), receiving TDs (8) and all-purpose yards (2,283).
- Honorable mention All-American.
- Team captain.

JUNIOR (2012): Played in all 11 games with 10 starts; 48 receptions for 947 yards (19.7 avg.) and 7 TDs; 8 carries for 18 yards (2.3 avg.); 29 kickoff returns for 751 yards (25.9 avg.) and 1 TD; 10 punt returns for 94 yards (9.4 avg.).

- His 164.5 all-purpose yards per game led the CAA and his 86.1 receiving yards per game were 4th in the conference.
- CAA Co-Special Teams Player of the Year.

- 1st-team All-CAA at kickoff returner and 3rd-team All-CAA at wide receiver.
- Team co-MVP for offense and MVP for special teams.

SOPHOMORE (2011): Played in 9 games with 7 starts; 37 receptions for 772 yards (20.9 avg.) and 6 TDs; 4 carries for 44 yards (11.0 avg.); 13 kickoff returns for 239 yards (18.4 avg.); 13 punt returns for 155 yards (11.9 avg.).

- His 11.9 punt return average was 8th in FCS and his 85.8 receiving yards per game were 20th.

TRUE FRESHMAN (2010): Played in 10 games; 19 receptions for 294 yards (15.5 avg.) and 2 TDs; 11 carries for 18 yards (1.6 avg.); 22 kickoff returns for 618 yards (28.1 avg.) and 1 TD; 3 punt returns for 2 yards (0.7 avg.).

- Team MVP on special teams.

HIGH SCHOOL (PORT ST. LUCIE HS – PORT ST. LUCIE, FLA.)

- Played quarterback and defense.

SENIOR (2009): 1,029 passing yards and 9 TDs; 824 rushing yards and 11 TDs; 81 receiving yards; 132 interception return yards; 565 kickoff/punt return yards.

- All-Area Offensive Player of the Year.

OFF THE FIELD

COMMUNITY:

- Started the Albert Wilson Foundation to enhance the lives of youth in foster care and underserved communities.
- Served as a mentor with Big Brothers, Big Sisters of Kansas City.
- Partnered with Chiefs WR Chris Conley to donate \$100 per catch in the 2017 season to benefit the Catch A Break program that provides tennage boys in foster care with vouchers to purchase school clothes and shoes.

PERSONAL:

- **MAJOR:** Sociology.

ALBERT WILSON'S NFL REGULAR SEASON STATS

YEAR	TEAM	RECEIVING							RUSHING				
		GP	GS	REC	YDS	AVG	LG	TD	ATT	YDS	AVG	LG	TD
2014	KANSAS CITY	12	2	16	260	16.3	48	0	0	0	0.0	0	0
2015	KANSAS CITY	14	12	35	451	12.9	44t	2	5	26	5.2	8	0
2016	KANSAS CITY	16	5	31	279	9.0	42	2	2	50	25.0	55t	1
2017	KANSAS CITY	13	7	42	554	13.2	63t	3	3	6	2.0	6	0
NFL TOTALS		55	26	124	1544	12.5	63t	7	10	82	8.2	55t	1

ALBERT WILSON'S NFL PLAYOFF STATS

YEAR	TEAM	RECEIVING							RUSHING				
		GP	GS	REC	YDS	AVG	LG	TD	ATT	YDS	AVG	LG	TD
2015	KANSAS CITY	2	2	7	66	9.4	19	1	2	11	5.5	9	0
2016	KANSAS CITY	1	1	2	3	1.5	5t	1	0	0	0.0	0	0
2017	KANSAS CITY	1	1	2	26	13.0	18	0	0	0	0.0	0	0
PLAYOFF TOTALS		4	4	11	95	8.6	19	2	2	11	5.5	9	0

ADDITIONAL STATS

Kickoff Returns: 1 for 21 yards in 2014, 1 for 13 yards in 2016, 1 for 18 yards in 2017 for total of 3 for 52 yards (17.3 avg.).

Special Teams Tackles: 3 in 2014, 1 in 2015 and 2 in 2016 for total of 6 (P-1).

Miscellaneous Tackles: 3 in 2016 and 1 in 2017 for total of 4.

Special Teams Forced Fumbles: 1 in 2014.

SINGLE-GAME CAREER HIGHS

Receptions: 10 at Denver, 12/31/17
Receiving Yards: 147 at Denver, 12/31/17
Longest Reception: 63t at Oakland, 10/19/17
Receiving TDs: 1 8 times, last: vs. Buffalo, 11/26/17

100-YARD RECEIVING GAMES (1)

DATE	OPPONENT	REC	YDS	AVG	LG	TD
12/31/17	at Denver	10	147	14.7	24	0

2014 GAME-BY-GAME STATS (KANSAS CITY)

DATE	OPPONENT	P/S	REC	YDS	AVG	LG	TD
09/07	TENNESSEE	1/0	0	0	0.0	-	0
09/14	at Denver		INACTIVE				
09/21	at Miami		INACTIVE				
09/29	NEW ENGLAND		INACTIVE				
10/5	at San Francisco		INACTIVE				
10/19	at San Diego	1/0	1	11	11.0	11	0
10/26	ST. LOUIS	1/0	0	0	0.0	-	0
11/02	N.Y. JETS	1/0	1	13	13.0	13	0
11/09	at Buffalo	1/0	0	0	0.0	-	0
11/16	SEATTLE	1/0	0	0	0.0	-	0
11/20	at Oakland	1/0	2	27	13.5	23	0
11/30	DENVER	1/0	0	0	0.0	-	0
12/07	at Arizona	1/1	4	53	13.3	22	0
12/14	OAKLAND	1/0	3	69	23.0	48	0
12/21	at Pittsburgh	1/1	5	87	17.4	33	0
12/28	SAN DIEGO	1/0	0	0	0.0	-	0
2014 TOTALS		12/2	16	260	16.3	48	0

2015 GAME-BY-GAME STATS (KANSAS CITY)

DATE	OPPONENT	P/S	REC	YDS	AVG	LG	TD
09/13	at Houston	1/1	3	25	8.3	13	0
09/17	DENVER	1/1	0	0	0.0	-	0
09/28	at Green Bay	1/0	0	0	0.0	-	0
10/4	at Cincinnati		INACTIVE				
10/11	CHICAGO		INACTIVE				
10/18	at Minnesota	1/0	3	57	19.0	42t	1
10/25	PITTSBURGH	1/1	3	71	23.7	40	0
11/01	DETROIT	1/1	3	12	4.0	6	0
11/15	at Denver	1/1	1	16	16.0	16	0
11/22	at San Diego	1/1	4	56	14.0	27	0
11/29	BUFFALO	1/1	3	25	8.3	16	0
12/06	at Oakland	1/1	1	17	17.0	17	0
12/13	SAN DIEGO	1/1	4	87	21.8	44t	1
12/20	at Baltimore	1/1	4	27	6.8	11	0
12/27	CLEVELAND	1/1	3	34	11.3	19	0
01/03	OAKLAND	1/1	3	24	8.0	14	0
2015 TOTALS		14/12	35	451	12.9	44t	2

DATE	OPPONENT	P/S	REC	YDS	AVG	LG	TD
01/09	at Houston*	1/1	2	9	4.5	6	0
01/16	at New England**	1/1	5	57	11.4	19	1
PLAYOFF TOTALS		2/2	7	66	9.4	19	1

* AFC Wild Card game
 ** AFC Divisional game

2016 GAME-BY-GAME STATS (KANSAS CITY)

DATE	OPPONENT	P/S	REC	YDS	AVG	LG	TD
09/11	SAN DIEGO	1/1	3	1	0.3	3	0
09/18	at Houston	1/0	2	11	5.5	7	0
09/25	N.Y. JETS	1/0	0	0	0.0	-	0
10/02	at Pittsburgh	1/0	5	52	10.4	17	0
10/16	at Oakland	1/0	1	26	26.0	26	0
10/23	NEW ORLEANS	1/0	1	4	4.0	4	0
10/30	at Indianapolis	1/1	0	0	0.0	-	0
11/06	JACKSONVILLE	1/0	3	42	14.0	23t	1
11/13	at Carolina	1/1	4	25	6.3	10	0
11/20	TAMPA BAY	1/1	4	19	4.8	7	1
11/27	at Denver	1/0	2	6	3.0	4	0
12/04	at Atlanta	1/1	4	48	12.0	21	0
12/08	OAKLAND	1/0	0	0	0.0	-	0
12/18	TENNESSEE	1/0	0	0	0.0	-	0
12/25	DENVER	1/0	1	3	3.0	3	0
01/01	at San Diego	1/0	1	42	42.0	42	0
2016 TOTALS		16/5	31	279	9.0	42	2

DATE	OPPONENT	P/S	REC	YDS	AVG	LG	TD
01/08	PITTSBURGH*	1/1	2	3	1.5	5t	1

* AFC Divisional game

2017 GAME-BY-GAME STATS (KANSAS CITY)

DATE	OPPONENT	P/S	REC	YDS	AVG	LG	TD
09/07	at New England	1/0	5	37	7.4	13	0
09/17	PHILADELPHIA	1/0	2	22	11.0	12	0
09/24	at L.A. Chargers	1/0	3	18	6.0	11	1
10/02	WASHINGTON	1/1	4	63	15.8	37	0
10/08	at Houston	1/1	2	18	9.0	12	0
11/15	PITTSBURGH		INACTIVE				
10/19	at Oakland	1/0	1	63	63.0	63t	1
10/30	DENVER	1/0	0	0	0.0	-	0
11/5	at Dallas		INACTIVE				
11/19	at N.Y. Giants		INACTIVE				
11/26	BUFFALO	1/1	3	36	12.0	19t	1
12/03	at N.Y. Jets	1/1	3	27	9.0	11	0
12/10	OAKLAND	1/1	5	72	14.4	36	0
12/16	L.A. CHARGERS	1/1	1	15	15.0	15	0
12/24	MIAMI	1/1	3	36	12.0	13	0
12/31	at Denver	1/0	10	147	14.7	24	0
2017 TOTALS		13/7	42	554	13.2	63t	3

DATE	OPPONENT	P/S	REC	YDS	AVG	LG	TD
01/08	TENNESSEE*	1/1	2	26	13.0	18	0

* AFC Wild Card game



76

JONATHAN WOODARD

DEFENSIVE END // 6-6 // 271 // CENTRAL ARKANSAS '16

ACQUIRED: FA, '17

HOMETOWN: BRENTWOOD, TENN. // BORN: 9/19/93

NFL: FIRST SEASON // DOLPHINS: FIRST SEASON

NFL CAREER

TRANSACTIONS:

- Signed by Miami on Jan. 1, 2018.
- Signed to Miami's practice squad on Dec. 5, 2017.
- Released from Atlanta's practice squad on Oct. 24, 2017.
- Signed to Atlanta's practice squad on Oct. 11, 2017.
- Waived by Jacksonville on Sept. 2, 2017.
- 7th-round pick (226th overall) by Jacksonville in the 2016 NFL draft.

2017 (MIAMI/ATLANTA/JACKSONVILLE):

- Spent parts of the season on Miami and Atlanta's practice squads.
- Was with Jacksonville for the offseason and training camp.

2016 (JACKSONVILLE):

- Missed the entire season after being placed on the physically unable to perform list on July 26.

BEFORE THE NFL

COLLEGE (CENTRAL ARKANSAS):

- 4-year letterman (2012-15) and 3-year starter.

CAREER: Played in all 47 games with 39 starts; 176 tackles (106 solo), 30.5 sacks, 1 interception, 3 passes defended, 5 forced fumbles and 5 fumble recoveries; 3 blocked kicks.

- Finished his career as the school's all-time leader in sacks (30.5) and tackles for loss (53.0).
- 4-team All-Southland Conference honoree.

SENIOR (2015): Started all 11 games; 34 tackles (15 solo), 5.5 sacks, 1 forced fumble and 1 fumble recovery; 1 blocked kick.

- 1st-team All-Southland Conference.
- Won the Dan Hampton Award (top collegiate defensive lineman in the state of Arkansas).

JUNIOR (2014): Started all 12 games; 56 tackles (30 solo), 10 sacks, 1 interception, 2 passes defended; 2 blocked kicks.

- Southland Conference Defensive Player of the Year.
- 1st-team All-Southland Conference.

SOPHOMORE (2013): Started all 12 games; 50 tackles (34 solo), 8 sacks, 1 pass defended, 2 forced fumbles and 1 fumble recovery.

- 1st-team All-Southland Conference.
- Finalist for the Buck Buchanan Award (nation's top FCS defensive player).

REDSHIRT FRESHMAN (2012): Played in all 12 games with 4 starts; 36 tackles (27 solo), 7 sacks, 2 forced fumbles and 3 fumble recoveries.

- Southland Conference Freshman of the Year.
- 1st-team All-Southland Conference.
- Redshirted in 2011.

HIGH SCHOOL (RAVENWOOD HS – BRENTWOOD, TENN.)

- Also lettered in track and field and competed in jumps and sprints.
- Totaled 73 tackles, 11 sacks and 7 pass breakups during his final 2 seasons.

OFF THE FIELD

PERSONAL:

- **MAJOR:** Health service administration.

1972 DOLPHINS BOAST PAIR OF 1,000-YARD RUSHERS

The 1972 Miami Dolphins led the NFL by averaging 211.4 yards rushing per game that year. They were led by running backs Larry Csonka and Mercury Morris, who rushed for 1,117 and 1,000 yards, respectively. The '72 Dolphins are one of only six teams in NFL history to have two 1,000-yard rushers in the same season. They are joined by the 1976 Pittsburgh Steelers (Franco Harris – 1,128; Rocky Bleier – 1,036), the 1985 Cleveland Browns (Kevin Mack – 1,104; Earnest Byner – 1,002), the 2006 Atlanta Falcons (Warrick Dunn – 1,140; Michael Vick – 1,039), the 2008 New York Giants (Brandon Jacobs – 1,089; Derrick Ward – 1,025) and the 2009 Carolina Panthers (Jonathan Stewart – 1,133; DeAngelo Williams – 1,177).



98

GABE WRIGHT

DEFENSIVE TACKLE // 6-3 // 309 // AUBURN '15

ACQUIRED: FA, '17

HOMETOWN: COLUMBUS, GA. // BORN: 4/3/92

NFL: THIRD SEASON // DOLPHINS: FIRST SEASON

NFL CAREER

TRANSACTIONS:

- Promoted from Miami's practice squad on Dec. 28, 2017.
- Signed to Miami's practice squad on Sept. 4, 2017.
- Waived by Philadelphia on Sept. 1, 2017.
- Signed by Philadelphia on June 5, 2017.
- Waived by Cleveland on May 19, 2017.
- Promoted from Cleveland's practice squad on Dec. 13, 2016.
- Signed to Cleveland's practice squad on Oct. 25, 2016.
- Waived by Cleveland on Oct. 21, 2016.
- Promoted from Cleveland's practice squad on Oct. 11, 2016.
- Signed to Cleveland's practice squad on Oct. 6, 2016.
- Waived by Cleveland on Oct. 5, 2016.
- Promoted from Cleveland's practice squad on Sept. 13, 2016.
- Signed to Cleveland's practice squad on Sept. 5, 2016.
- Waived by Detroit on Sept. 3, 2016.
- 4th-round pick (113th overall) by Detroit in the 2015 NFL draft.

CAREER HIGHLIGHTS:

- Played in 13 career games with 1 start.
- 11 tackles (9 solo) and 2 passes defended.

2017 (MIAMI/PHILADELPHIA/CLEVELAND):

- Played in 1 game.
- Spent the rest of the season on Miami's practice squad.
- 1 solo tackle and 1 pass defended.
- Was in training camp with Philadelphia and spent the offseason with Philadelphia and Cleveland.

VS. BUFFALO (12/31): 1 solo tackle and 1 pass defended.

- Made his Dolphins debut.

2016 (CLEVELAND/DETROIT):

- Played in 5 games.
- Inactive for 2 games.
- Spent the rest of the season on Cleveland's practice squad.
- 4 tackles (3 solo) and 1 pass defended.
- Spent the offseason and training camp with Detroit.

AT WASHINGTON (10/2): 1 solo tackle and 1 pass defended.

AT TENNESSEE (10/16): 2 tackles (1 solo).

AT BUFFALO (12/18): 1 solo tackle.

2015 (DETROIT):

- Played in 7 games with 1 start.
- Inactive for 9 games.
- 6 tackles (1 solo).

AT SAN DIEGO (9/13): 1 solo tackle.

- Made his NFL debut.

AT MINNESOTA (9/20): 2 solo tackles.

AT GREEN BAY (11/15): 1 solo tackle.

BEFORE THE NFL

COLLEGE (AUBURN):

- 4-year letterman (2011-14).

CAREER: Played in all 52 games with 27 starts; 86 tackles (44 solo), 6 sacks, 2 passes defended and 1 forced fumble.

SENIOR (2014): Played in all 13 games with 7 starts; 24 tackles (10 solo) and 1 sack.

- Honorable mention All-SEC.

JUNIOR (2013): Played in all 14 games with 11 starts; 31 tackles (16 solo) and 3 sacks.

- Helped his team finish as the national runner-up.
- Honorable mention All-SEC.

SOPHOMORE (2012): Played in all 12 games with 6 starts; 19 tackles (12 solo), 1 sack and 2 passes defended.

TRUE FRESHMAN (2011): Played in all 13 games with 3 starts; 12 tackles (6 solo), 1 sack and 1 forced fumble.

HIGH SCHOOL (CARVER HS – COLUMBUS, GA.)

SENIOR (2010): 88 tackles, 11 sacks and 5 forced fumbles.

- Took children shopping for Thanksgiving meals at Publix as part of the Kids and Fins Shopping Spree.

OFF THE FIELD

COMMUNITY:

- Participated in the fishing tournament at Fins Weekend.

PERSONAL:


- **MAJOR:** Public administration.

GABE WRIGHT'S NFL REGULAR SEASON STATS

YEAR	TEAM	GP	GS	TACKLES					INTERCEPTIONS					FUMBLES	
				TOT	SOLO	ASST	SK	YDS	INT	YDS	LG	TD	PD	FF	FR
2015	DETROIT	7	1	6	5	1	0.0	0.0	0	0	0	0	0	0	0
2016	CLEVELAND	5	0	4	3	1	0.0	0.0	0	0	0	0	1	0	0
2017	MIAMI	1	0	1	1	0	0.0	0.0	0	0	0	0	1	0	0
NFL TOTALS		13	1	11	9	2	0.0	0.0	0	0	0	0	2	0	0

SINGLE-GAME CAREER HIGHS

- Tackles:** 2 twice, last: at Tennessee, 10/16/16
- Passes Defensed:** 1 twice, last: vs. Buffalo, 12/31/17



79 SAM YOUNG

TACKLE // 6-8 // 302 // NOTRE DAME '10
ACQUIRED: UFA, '16 (JAX.)
HOMETOWN: CORAL SPRINGS, FLA. // BORN: 6/24/87
NFL: NINTH SEASON // DOLPHINS: THIRD SEASON

NFL CAREER

TRANSACTIONS:

- Signed by Miami on Sept. 4, 2017.
- Released by Miami on Sept. 2, 2017.
- Signed by Miami on Oct. 11, 2016.
- Released by Miami on Sept. 3, 2016.
- Signed by Miami as an unrestricted free agent from Jacksonville on March 11, 2016.
- Awarded off waivers to Jacksonville on Oct. 8, 2013.
- Waived by Buffalo on Oct. 7, 2013.
- Awarded off waivers to Buffalo on Sept. 6, 2011.
- Waived by Dallas on Sept. 5, 2011.
- 6th-round pick (179th overall) by Dallas in the 2010 NFL draft.

CAREER HIGHLIGHTS:

- Played in 76 career games with 20 starts.

2017 (MIAMI):

- Played in 10 games with 6 starts.
- Inactive for 6 games.

VS. DENVER (12/3):

- Blocked for RB Kenyan Drake, who rushed for 120

yards and 1 TD in the victory for his 1st career 100-yard rushing performance.

VS. NEW ENGLAND (12/11):

- Started at right tackle.
- Helped RB Kenyan Drake rush for 114 yards, his 2nd straight 100-yard rushing effort.

VS. BUFFALO (12/31):

- Started at right tackle.
- Served as a game captain.

2016 (MIAMI):

- Played in 8 games with 1 start.
- Inactive for 3 games.
- Signed by Miami on Oct. 11 after the team released him on Sept. 3.

VS. SAN FRANCISCO (11/27):

- Started at left tackle.
- Helped QB Ryan Tannehill complete 20-of-30 passes (66.7 pct.) for 285 yards and 3 TDs.

POSTSEASON:

AFC WILD CARD AT PITTSBURGH (1/8): Inactive.

2015 (JACKSONVILLE):

- Played in all 16 games with 3 starts.
- Started 2 games at left tackle and 1 at right tackle.
- Helped QB Blake Bortles complete 355-of-606 passes (58.6 pct.) for 4,428 yards and 35 TDs.

2014 (JACKSONVILLE):

- Played in 9 games with 6 starts at right tackle.
- Inactive for 7 games.

2013 (JACKSONVILLE/BUFFALO):

- Played in 11 games with Jacksonville.
- Awarded off waivers to Jacksonville on Oct. 8.
- Waived by Buffalo on Oct. 7.
- Played in 4 games with Buffalo.

2012 (BUFFALO):

- Played in 12 games with 4 starts at right tackle.
- Inactive for 4 games.

VS. ST. LOUIS (12/9):

- Started at right tackle.
- Made his 1st NFL start.

2011 (BUFFALO/DALLAS):

- Played in 4 games.
- Inactive for 12 games.
- Spent training camp and the offseason with Dallas.

2010 (DALLAS):

- Played in 2 games.
- Inactive for 14 games.

AT ARIZONA (12/25):

- Played but did not record any stats.
- Made his NFL debut.

BEFORE THE NFL

COLLEGE (NOTRE DAME):

- 4-year starter (2006-09).

CAREER:

- Started all 50 games – 40 at left tackle and 10 at right tackle.

SENIOR (2009):

- Started all 12 games.

JUNIOR (2008):

- Started all 13 games.

SOPHOMORE (2007):

- Started all 12 games.
- Opened the season at right tackle and moved to left tackle after 3 games.

TRUE FRESHMAN (2006):

- Started all 13 games.
- Became the 1st freshman to start the season opener at the school since freshmen regained their eligibility in 1972.
- 1st-team Freshman All-American.

HIGH SCHOOL (ST. THOMAS AQUINAS – FORT LAUDERDALE, FLA.)

- Also participated in track and field and won a state title in shot put, setting multiple school records.

SENIOR (2005):

- 1st-team All-American.
- Florida Gatorade Player of the Year.
- Did not allow a sack.

JUNIOR (2004):

- Did not allow a sack.

OFF THE FIELD

COMMUNITY:

- Participated in the 5k at the Dolphins Cancer Challenge in 2017.
- Participated in numerous team events, such as the holiday toy event, AARP Million Meal Pack and the Dolphins Cancer Challenge Celebrity Golf Tournament.
- Helped out at a field day for the Marjory Stoneman Douglas High School community following the Parkland tragedy.

PERSONAL:

- Participated in the 3-day Miami Dolphins Business Combine in New York in both 2016 and 2017.
- Participated in the 2017 Dolphins Business Combine at Hard Rock Stadium where he and teammates learned about the different behind-the-scenes jobs of an NFL team.
- Married to Lauren.
- **MAJOR:** Management-entrepreneurship.

SAM YOUNG'S NFL REGULAR SEASON STATS

GAMES/STARTS: (Dallas) 2010: 2/0, (Buffalo) 2011: 4/0, 2012: 12/4, (Buffalo/Jacksonville) 2013: 15/0, (Jacksonville) 2014: 9/6, 2015: 16/3, (Miami) 2016: 8/1, 2017: 10/6 **NFL TOTALS: 76/20**

THE 200-YARD MAN

Running back Jay Ajayi rushed for 200 yards in three contests in 2016, including back-to-back games in Week 6 and Week 7, becoming one of only four players to accomplish that feat in NFL history. Two of his 200-yard games came against the Buffalo Bills while the other was vs. the Pittsburgh Steelers. Ajayi joined O.J. Simpson (1973 and 1976), Earl Campbell (1980) and Ricky Williams (2002) as the only players in NFL history to rush for 200-plus yards in consecutive games. He became one of just four NFL players to ever rush for 200 yards at least three times in the same season. The others to do so are Campbell (1980, four times), Simpson (1973, three times) and Tiki Barber (2005, three times). Ajayi rushed for 420 yards in two games against Buffalo in 2016, the fourth-highest rushing total against one team in a single season, trailing Jamal Lewis (500 vs. Cleveland in 2003), Simpson (469 vs. New England in 1973) and LaDainian Tomlinson (430 vs. Oakland in 2003).

2018 DRAFT CHOICES

ROUND	PICK	OVR	PLAYER	HT	COLLEGE
1	11	11	Minkah Fitzpatrick	S	Alabama
2	10	42	Mike Gesicki	TE	Penn State
3	9	73	Jerome Baker	LB	Ohio State
4	23	123	Durham Smythe	TE	Notre Dame
4	31	131	Kalen Ballage	RB	Arizona State
6	35*	209	Cornell Armstrong	CB	Southern Miss
7	9	227	Quentin Poling	LB	Ohio
7	11	229	Jason Sanders	K	New Mexico

* Compensatory selection from Kansas City



31

CORNELL
ARMSTRONG

CORNERBACK // 6-0 // 185 // SOUTHERN MISS '18
ACQUIRED: D6, '18
HOMETOWN: BASSFIELD, MISS. // BORN: 9/22/95
NFL: ROOKIE SEASON // DOLPHINS: ROOKIE SEASON

BEFORE THE NFL

COLLEGE (SOUTHERN MISS):

- 4-year letterman (2014-17) and 3-year starter.

CAREER: Played in 47 games with 40 starts; 146 tackles (108 solo), 5 interceptions and 34 passes defended.

SENIOR (2017): Started 10 games; 22 tackles (14 solo), 2 interceptions and 9 passes defended.

- All-Conference USA honorable mention.

JUNIOR (2016): Started all 13 games; 47 tackles (35 solo), 1 interception and 9 passes defended.

- His 9 passes defended led the team.

SOPHOMORE (2015): Started 12 games; 47 tackles (37 solo), 2 interceptions and 12 passes defended.

TRUE FRESHMAN (2014): Played in all 12 games with 5 starts; 30 tackles (22 solo) and 4 passes defended.

- Conference USA All-Freshman Team.

HIGH SCHOOL (BASSFIELD HS – BASSFIELD, MISS.)

- 62 career tackles (46 solo), 6 interceptions, 2 forced fumbles and 3 fumble recoveries.

SENIOR (2013): Played in 14 games; 32 tackles (20 solo), 2 interceptions, 1 forced fumble and 2 fumble recoveries.

- 1st-team all-state.
- Helped his team win a state title.

JUNIOR (2012): Played in 12 games; 19 tackles (16 solo), 3 interceptions, 1 forced fumble and 1 fumble recovery.

- Helped his team go undefeated and win a state title.

SOPHOMORE (2011): Played in 5 games; 11 tackles (10 solo), 1 interception and 3 passes defended.

OFF THE FIELD

PERSONAL:

- His mother is Lessie Williams.
- **MAJOR:** Sports management and business.

CORNELL ARMSTRONG'S COLLEGE STATS

YEAR	TEAM	GP	GS	TACKLES					INTERCEPTIONS				FUMBLES		
				TOT	SOLO	ASST	SK	YDS	INT	YDS	LG	TD	PD	FF	FR
2014	SOUTHERN MISS	12	5	30	22	8	0.0	0.0	0	0	-	0	4	0	0
2015	SOUTHERN MISS	12	12	47	37	10	0.0	0.0	2	-1	0	0	12	0	0
2016	SOUTHERN MISS	13	13	47	35	12	0.0	0.0	1	0	0	0	9	0	0
2017	SOUTHERN MISS	10	10	22	14	8	0.0	0.0	2	46	46	1	9	0	0
NCAA TOTALS		47	40	146	108	38	0.0	0.0	5	45	46	1	34	0	0

ADDITIONAL STATS

Defensive Touchdowns: 1 in 2017.

Special Teams Touchdowns: 1 blocked kick return in 2014.



55

JEROME BAKER

LINEBACKER // 6-2 // 215 // OHIO STATE '18

ACQUIRED: D3, '18

HOMETOWN: CLEVELAND, OHIO // BORN: 12/25/96

NFL: ROOKIE SEASON // DOLPHINS: ROOKIE SEASON

BEFORE THE NFL

COLLEGE (OHIO STATE):

- 3-year letterman (2015-17) and 2-year starter.

CAREER: Played in 33 games with 25 starts; 158 tackles (90 solo), 7 sacks, 2 interceptions, 5 passes defended, 1 forced fumble and 3 fumble recoveries.

JUNIOR (2017): Started 13 games; 72 tackles (42 solo), 3.5 sacks, 3 passes defended, 1 forced fumble and 2 fumble recoveries.

- All-Big Ten honorable mention.

SOPHOMORE (2016): Played in all 13 games with 12 starts; 83 tackles (45 solo), 3.5 sacks, 2 interceptions, 2 passes defended and 1 fumble recovery.

- All-Big Ten honorable mention.

- His 83 tackles were second on the team behind fellow Dolphins LB Raekwon McMillan.

TRUE FRESHMAN (2015): Played in 7 games; 3 solo tackles.

HIGH SCHOOL (BENEDICTINE HS – CLEVELAND, OHIO)

SENIOR (2014):

- Helped his school win the state championship.
- 1st-team all-state.
- Co-defensive player of the year in Ohio.

OFF THE FIELD

PERSONAL:

- **MAJOR:** Criminology.

JEROME BAKER'S COLLEGE STATS

YEAR	TEAM	GP	GS	TACKLES					INTERCEPTIONS				FUMBLES		
				TOT	SOLO	ASST	SK	YDS	INT	YDS	LG	TD	PD	FF	FR
2015	OHIO STATE	7	0	3	3	0	0.0	0.0	0	0	-	0	0	0	0
2016	OHIO STATE	13	12	83	45	38	3.5	26.0	2	90	68	1	2	0	1
2017	OHIO STATE	13	13	72	42	30	3.5	25.0	0	0	-	0	3	1	2
NCAA TOTALS		33	25	158	90	68	7.0	51.0	2	90	68	1	5	1	3

ADDITIONAL STATS

Defensive Touchdowns: 1 in 2016, 1 in 2017 for total of 2.



BEFORE THE NFL

COLLEGE (ARIZONA STATE):

- 4-year letterman (2014-17) and 2-year starter.

CAREER: Played in 47 games with 17 starts; 450 carries for 1,984 yards (4.4 avg.) and 27 TDs; 82 receptions for 684 yards (8.3 avg.) and 2 TDs; 47 kickoff returns for 1,059 yards (22.5 avg.); 1 punt return for -6 yards; 3-for-4 passing (75.0 pct.) for 30 yards and 1 TD.

- Finished career 6th in school history with his 27 rushing TDs.

SENIOR (2017): Played in all 13 games with 9 starts; 157 carries for 669 yards (4.3 avg.) and 6 TDs; 20 receptions for 91 yards (4.6 avg.); 20 kickoff returns for 437 yards (21.9 avg.).

JUNIOR (2016): Played in all 12 games with 6 starts; 126 carries for 536 yards (4.3 avg.) and 14 TDs; 44 receptions for 469 yards (10.7 avg.) and 1 TD; 18 kickoff returns for 409 yards (22.7 avg.); 1 punt return for -6 yards; 3-for-4 passing (75.0 pct.) for 30 yards and 1 TD.

- His 14 rushing TDs were 2nd in the Pac-12 and 26th nationally.
- Was 1 of just 9 FBS players to rush, receive and throw a TD in the 2016 season.

- Tied an FBS record with 8 TDs against Texas Tech (Sept. 10) and is the only player to total 8 TDs in a single game vs. an FBS opponent.

SOPHOMORE (2015): Played in 10 games with 1 start; 125 carries for 653 yards (5.2 avg.) and 4 TDs; 12 receptions for 60 yards (5.0 avg.); 3 kickoff returns for 26 yards (8.7 avg.).

TRUE FRESHMAN (2014): Played in 12 games with 1 start; 42 carries for 126 yards (3.0 avg.) and 3 TDs; 6 receptions for 64 yards (10.7 avg.) and 1 TD; 6 kickoff returns for 187 yards (31.2 avg.).

HIGH SCHOOL (FALCON HS – PEYTON, COLO.)

- 318 career carries for 2,690 yards (8.5 avg.) and 35 TDs; 40 receptions for 671 yards (16.8 avg.) and 12 TDs; 3,981 all-purpose yards.

SENIOR (2013): 206 carries for 1,943 yards (9.4 avg.) and 25 TDs; 16 receptions for 360 yards (22.5 avg.) and 6 TDs; 2,628 all-purpose yards.

OFF THE FIELD

PERSONAL:

- **MAJOR:** Communications.
- **PRONUNCIATION:** Name is pronounced KAY-lun buh-LODGE.

KALEN BALLAGE'S COLLEGE STATS

YEAR	TEAM	GP	GS	RUSHING					RECEIVING				
				ATT	YDS	AVG	LG	TD	REC	YDS	AVG	LG	TD
2014	ARIZONA STATE	12	1	42	126	3.0	12	3	6	64	10.7	38	1
2015	ARIZONA STATE	10	1	125	653	5.2	65	4	12	60	5.0	16	0
2016	ARIZONA STATE	12	6	126	536	4.3	75	14	44	469	10.7	71	1
2017	ARIZONA STATE	13	9	157	669	4.3	35	6	20	91	4.6	10	0
NCAA TOTALS		47	17	450	1,984	4.4	75	27	82	684	8.3	71	2


KALEN BALLAGE'S COLLEGE RETURNING STATS

YEAR	TEAM	KICKOFF RETURN					PUNT RETURN					
		KR	YDS	AVG	LG	TD	PR	FC	YDS	AVG	LG	TD
2014	ARIZONA STATE	6	187	31.2	96	0	0	0	0	0.0	-	0
2015	ARIZONA STATE	3	26	8.7	27	0	0	0	0	0.0	-	0
2016	ARIZONA STATE	18	409	22.7	36	0	1	0	-6	-6.0	-	0
2017	ARIZONA STATE	20	437	21.9	51	0	0	0	0	0.0	-	0
NCAA TOTALS		47	1,059	22.5	96	0	1	0	-6	-6.0	-	0

ADDITIONAL STATS

Passing: 3-for-4 (75.0 pct.) for 30 yards and 1 TD in 2016.

Tackles: 1 in 2017.



29

MINKAH FITZPATRICK

SAFETY // 6-1 // 202 // ALABAMA '18

ACQUIRED: D1, '18

HOMETOWN: OLD BRIDGE, N.J. // BORN: 11/17/96

NFL: ROOKIE SEASON // DOLPHINS: ROOKIE SEASON

BEFORE THE NFL

COLLEGE (ALABAMA):

- 3-year starter (2015-17).

CAREER: Played in 42 games with 38 starts; 171 tackles (109 solo), 4.5 sacks, 9 interceptions, 35 passes defended and 2 forced fumbles; 1 kickoff return for 39 yards; 1 blocked field goal and 1 blocked punt.

JUNIOR (2017): Started 13 games; 60 tackles (38 solo), 1.5 sacks, 1 interception, 9 passes defended and 1 forced fumble; 1 kickoff return for 39 yards; 1 blocked field goal.

- Won the Chuck Bednarik Award (nation's top defensive player) and became 1st draft pick in Dolphins history to win the award.
- Won the Jim Thorpe Award (nation's top defensive back) and became the second Dolphins draft pick to win the award, joining CB Jamar Fletcher in 2000.
- Became just the 3rd player in NCAA history to win both the Chuck Bednarik and the Jim Thorpe Award, joining CB Charles Woodson and CB Patrick Peterson.
- Unanimous 1st-team All-American.
- 1st-team All-SEC.
- Finalist for the Jason Witten Collegiate Man of the Year (player who demonstrates a record of leadership by exhibiting exceptional courage, integrity and sportsmanship on and off the field).
- Finalist for the Lombardi Award (based on performance, leadership, character and resiliency).
- Finalist for the Bronko Nagurski Trophy (best defensive player).
- Finalist for the Lott IMPACT Trophy (best defensive player in character and performance).

- Helped his team win the College Football Playoff National Championship.

- Voted a team captain.

SOPHOMORE (2016): Started all 15 games; 66 tackles (41 solo), 1 sack, 6 interceptions, 13 passes defended and 1 forced fumble.

- 1st-team All-American.
- 1st-team All-SEC.
- Semifinalist for the Jim Thorpe Award (nation's top defensive back).
- His 6 interceptions were 7th in FBS.

TRUE FRESHMAN (2015): Played in 14 games with 10 starts; 45 tackles (30 solo), 2 sacks, 2 interceptions and 13 passes defended; 1 blocked punt.

- Freshman All-American.
- SEC All-Freshman Team.
- Helped his team win the College Football Playoff National Championship.

HIGH SCHOOL (ST. PETER'S PREP – JERSEY CITY, N.J.)

SENIOR (2014): 60 tackles and 3 interceptions.

- All-American.

JUNIOR (2013): 62 tackles, 4 interceptions and 25 passes defended.

- 1st-team all-state.
- 1st-team all-county.

SOPHOMORE (2012): 2 interceptions and 14 passes defended.

OFF THE FIELD

PERSONAL:

- **MAJOR:** Human performance exercise science.

NATIONAL CHAMPIONSHIPS

The Dolphins selected S Minkah Fitzpatrick in the first-round of the 2018 NFL draft, who was a member of two national championship teams at Alabama (2015, 2017). His selection follows the 2017 NFL draft where Miami picked two players who won national championships in college – LB Raekwon McMillan, who won the title as a true freshman at Ohio State in 2014, and CB Cordrea Tankersley, who won a national championship as a senior at Clemson in 2016. The last time the Dolphins took two players who won national titles in the same draft was 2001 when they selected QB Josh Heupel and RB Travis Minor. Heupel won the 2000 national title as the starting quarterback at Oklahoma while Minor was on Florida State's 1999 national championship team.

MINKAH FITZPATRICK'S COLLEGE STATS

YEAR	TEAM	GP	GS	TACKLES					INTERCEPTIONS					FUMBLES	
				TOT	SOLO	ASST	SK	YDS	INT	YDS	LG	TD	PD	FF	FR
2015	ALABAMA	14	10	45	30	15	2.0	17.0	2	88	55	2	13	0	0
2016	ALABAMA	15	15	66	41	25	1.0	9.0	6	186	100	2	13	1	0
2017	ALABAMA	13	13	60	38	22	1.5	15.0	1	0	0	0	9	1	0
NCAA TOTALS		42	38	171	109	62	4.5	41.0	9	274	100	4	35	2	0

ADDITIONAL STATS

Defensive Touchdowns: 2 in 2015, 2 in 2016 for total of 4.
Kickoff Returns: 1 for 39 yards in 2017.

Blocked Kicks: 1 blocked punt in 2015, 1 blocked field goal in 2017 for total of 2.



86

MIKE GESICKI

TIGHT END // 6-6 // 245 // PENN STATE '18
ACQUIRED: D2, '18
HOMETOWN: MANAHAWKIN, N.J. // BORN: 10/3/95
NFL: ROOKIE SEASON // DOLPHINS: ROOKIE SEASON

BEFORE THE NFL

COLLEGE (PENN STATE):

- 4-year letterman (2014-17) and 3-year starter.

CAREER: Played in 51 games with 36 starts; 129 receptions for 1,481 yards (11.5 avg.) and 15 TDs.

- Finished his career with at least 1 reception in 27 straight games.
- His 129 receptions were 9th overall in Penn State history and the most among tight ends.
- His 1,481 receiving yards were the most in Penn State history by a tight end and 17th by a player at any position.
- His 15 receiving TDs were the most in Penn State history by a tight end and 9th by a player at any position.

SENIOR (2017): Started all 13 games; 57 receptions for 563 yards (9.9 avg.) and 9 TDs.

- 2nd-team All-American.
- 1st-team All-Big Ten.
- Finalist for the John Mackey Award (nation's top tight end).
- His 9 receiving TDs were 3rd in the Big Ten and the most by a tight end in Penn State history.
- His 4.4 receptions per game were 6th in the Big Ten.
- Finished 3rd in receptions (57), 4th in receiving TDs (9) and 5th in receiving yards (563) among FBS tight ends.
- Caught a TD pass in 5 straight games.

JUNIOR (2016): Started all 14 games; 48 receptions for 679 yards (14.2 avg.) and 5 TDs.

- 3rd-team All-American.

- 2nd-team All-Big Ten.
- His 48 receptions led the Big Ten and were 7th nationally among tight ends.
- His 679 receiving yards led all Big Ten tight ends, were 7th nationally at the position and set a single-season tight end school record.

SOPHOMORE (2015): Played in 11 games with 8 starts; 13 receptions for 125 yards (9.6 avg.) and 1 TD.

TRUE FRESHMAN (2014): Played in all 13 games with 1 start; 11 receptions for 114 yards (10.4 avg.).

- Big Ten All-Freshman Team.

HIGH SCHOOL (SOUTHERN REGIONAL HS – MANAHAWKIN, N.J.)

- Became the school's all-time leading receiver with 103 receptions for 1,817 yards (17.6 avg.) and 16 TDs.
- Also played basketball and volleyball.
- Became the school's all-time leading scorer in basketball with 1,867 points.
- Won the state's 2014 dunk contest.
- Helped his school win a state title in basketball.

SENIOR (2013): 33 receptions for 530 yards (16.1 avg.) and 4 TDs.

- All-American.
- All-state.

JUNIOR (2012): 50 receptions for 954 yards (19.1 avg.) and 9 TDs.

- Helped his team finish as state runner-ups.

SOPHOMORE (2011): 16 receptions for 276 yards (17.3 avg.) and 3 TDs.

OFF THE FIELD

- **MAJOR:** Advertising and public relations.

PERSONAL:

- **PRONUNCIATION:** Last name is pronounced guh-sick-EE.

MIKE GESICKI'S COLLEGE STATS

YEAR	TEAM	GP	GS	RECEIVING					RUSHING				
				REC	YDS	AVG	LG	TD	ATT	YDS	AVG	LG	TD
2014	PENN STATE	13	1	11	114	10.4	30	0	0	0	0.0	0	0
2015	PENN STATE	11	8	13	125	9.6	33	1	0	0	0.0	0	0
2016	PENN STATE	14	14	48	679	14.2	53	5	0	0	0.0	0	0
2017	PENN STATE	13	13	57	563	9.9	35	9	0	0	0.0	0	0
NCAA TOTALS		51	36	129	1,481	11.5	53	15	0	0	0.0	0	0

ADDITIONAL STATS

Tackles: 1 in 2014, 1 in 2017 for total of 2.



51

QUENTIN POLING

LINEBACKER // 6-1 // 235 // OHIO '18
ACQUIRED: D7A, '18
HOMETOWN: GOMER, OHIO // BORN: 8/17/94
NFL: ROOKIE SEASON // DOLPHINS: ROOKIE SEASON

BEFORE THE NFL

COLLEGE (OHIO):

- 4-year starter (2014-17).

CAREER: Started 50 games; 374 tackles (217 solo), 18.5 sacks, 7 interceptions, 21 passes defended and 7 forced fumbles.

- Set school records for career solo tackles (217) and tackles for loss (44).

SENIOR (2017): Started all 13 games; 107 tackles (49 solo), 5.5 sacks, 4 passes defended and 3 forced fumbles.

- 1st-team All-MAC.
- His 107 tackles led the team.
- Team captain.

JUNIOR (2016): Started all 14 games; 109 tackles (66 solo), 4 sacks, 5 passes defended and 2 forced fumbles.

- 1st-team All-MAC.
- Team captain.

SOPHOMORE (2015): Started 11 games; 69 tackles (47 solo), 4 sacks, 4 interceptions, 6 passes defended and 2 forced fumbles.

- His 69 tackles led the team.

REDSHIRT FRESHMAN (2014): Started all 12 games; 89 tackles (55 solo), 5 sacks, 3 interceptions and 6 passes defended.

- His 89 tackles led the team.
- Redshirted in 2013.

HIGH SCHOOL (ELIDA HS – ELIDA, OHIO)

- 509 career tackles, 20 sacks, 12 forced fumbles and 9 interceptions.
- Also competed in track and field and wrestling.

SENIOR (2012):

- 1st-team all-state.
- Northwest Ohio Defensive Back of the Year.
- All-Northwest Ohio.

JUNIOR (2011):

- 1st-team all-state.
- All-Northwest Ohio.

SOPHOMORE (2010):

- All-Northwest Ohio.

OFF THE FIELD

PERSONAL:

- **PRONUNCIATION:** Last name is pronounced POHL-ing.
- **MAJOR:** Pre-exercise physiology with a minor in biology.

QUENTIN POLING'S COLLEGE STATS

YEAR	TEAM	GP	GS	TACKLES					INTERCEPTIONS					FUMBLES	
				TOT	SOLO	ASST	SK	YDS	INT	YDS	LG	TD	PD	FF	FR
2014	OHIO	12	12	89	55	34	5.0	30.0	3	77	33	0	6	0	0
2015	OHIO	11	11	69	47	22	4.0	30.0	4	86	25	2	6	2	0
2016	OHIO	14	14	109	66	43	4.0	41.0	0	0	–	0	5	2	0
2017	OHIO	13	13	107	49	58	5.5	46.0	0	0	–	0	4	3	0
NCAA TOTALS		50	50	374	217	157	18.5	147.0	7	163	33	2	21	7	0

ADDITIONAL STATS

Defensive Touchdowns: 2 in 2015.



JASON SANDERS

KICKER // 5-11 // 186 // NEW MEXICO '18

ACQUIRED: D7B, '18

HOMETOWN: ORANGE, CALIF. // BORN: 11/16/95

NFL: ROOKIE SEASON // DOLPHINS: ROOKIE SEASON

BEFORE THE NFL

COLLEGE (NEW MEXICO):

- 4-year letterman (2014-17).

CAREER: Played in 50 games; 25-of-35 field goals (71.4 pct.) and 111-of-112 PATs (99.1 pct.) for 186 points; 9 special teams tackles; 1 special teams forced fumble; 266 kickoffs and 195 touchbacks.

- Set a school record for consecutive extra points made with 81.
- Set a school record for most 50+ yard field goals (4).

SENIOR (2017): Played in all 12 games; 10-of-15 field goals (66.7 pct.) and 28-of-28 PATs (100.0 pct.) for 58 points; 1 special teams tackle; 48 kickoffs and 39 touchbacks.

- His 81.3 touchback percentage was 3rd in FBS.

JUNIOR (2016): Played in all 13 games; 12-of-13 field goals (92.3 pct.) and 61-of-62 PATs (98.4 pct.) for 97 points; 3 special teams tackles; 84 kickoffs and 69 touchbacks.

- His 83.8 touchback percentage led all of FBS.
- His 59 extra points made set a school record.

SOPHOMORE (2015): Played in all 13 games; 3-of-7 field goals (42.9 pct.) and 22-of-22 PATs (100.0 pct.) for 31 points; 72 kickoffs and 50 touchbacks.

TRUE FRESHMAN (2014): Played in all 12 games; 5 special teams tackles; 1 special teams forced fumble; 62 kickoffs and 37 touchbacks.

HIGH SCHOOL (VILLA PARK HS – VILLA PARK, CALIF.)

- Also played soccer.

SENIOR (2013): 7-of-12 field goals (58.3 pct.) and 31-of-34 PATs (91.2 pct.); 26 punts for 1,170 yards (45.0 avg.); 57 kickoffs and 38 touchbacks.

- Named his league's Special Teams Player of the Year.

JUNIOR (2012): 8-of-15 field goals (53.3 pct.) and 43-of-46 PATs (93.5 pct.); 47 punts for 2,157 yards (45.9 avg.); 81 kickoffs and 54 touchbacks.

- 1st-team all-league.
- 2nd-team all-state.

OFF THE FIELD

PERSONAL:

- **MAJOR:** Business and political science.

STOFA TWICE TRADED BY DOLPHINS

The only player for whom the Dolphins received trade value twice is QB John Stofa. Stofa, who joined Miami as a free agent in 1966, was traded on December 26, 1967, to Cincinnati for first- and second-round draft choices in 1968. He re-joined the Dolphins as a free agent in 1969 and was traded on November 23, 1971, to Denver for a seventh-round pick in 1972.

JASON SANDERS' COLLEGE STATS

YEAR	TEAM	GP	FGM	FGA	PCT	LG	XPM	XPA	PCT	PTS
2014	NEW MEXICO	12	0	0	0.0	-	0	0	0.0	0
2015	NEW MEXICO	13	3	7	42.9	32	22	22	100.0	31
2016	NEW MEXICO	13	12	13	92.3	52	61	62	98.4	97
2017	NEW MEXICO	12	10	15	66.7	53	28	28	100.0	58
NCAA TOTALS		50	25	35	71.4	53	111	112	99.1	186

ADDITIONAL STATS

Special Teams Tackles: 5 in 2014, 3 in 2016, 1 in 2017 for total of 9.

Special Teams Forced Fumbles: 1 in 2014.

Kickoffs: 62 kickoffs and 37 touchbacks in 2014, 72 kickoffs and 50 touchbacks in 2015, 84 kickoffs and 69 touchbacks in 2016, 48 kickoffs and 39 touchbacks in 2017 for total of 266 kickbacks and 195 touchbacks.



46

DURHAM SMYTHE

TIGHT END // 6-6 // 245 // NOTRE DAME '18

ACQUIRED: D4A, '18

HOMETOWN: BELTON, TEXAS // BORN: 8/9/95

NFL: ROOKIE SEASON // DOLPHINS: ROOKIE SEASON

BEFORE THE NFL

COLLEGE (NOTRE DAME):

- 4-year letterman (2014-17) and 2-year starter.

CAREER: Played in 41 games with 28 starts; 28 receptions for 381 yards (13.6 avg.) and 6 TDs.

SENIOR (2017): Started all 13 games; 15 receptions for 244 yards (16.3 avg.) and 1 TD.

- Helped block for the 7th-best rushing offense in FBS (269.3 rushing yards per game), the school's best finish since 1995.
- Helped the school set a single-season rushing record with 3,503 rushing yards.

JUNIOR (2016): Started all 12 games; 9 receptions for 112 yards (12.4 avg.) and 4 TDs.

SOPHOMORE (2015): 3 starts; 3 receptions for 18 yards (6.0 avg.) and 1 TD.

REDSHIRT FRESHMAN (2014): Played in all 13 games; 1 reception for 7 yards.

- Redshirted in 2013.

HIGH SCHOOL (BELTON HS – BELTON, TEXAS)

- Played defensive end as a freshman before moving to tight end.

SENIOR (2012): 37 receptions for 547 yards (14.8 avg.) and 6 TDs.

- 1st-team all-district.

JUNIOR (2011): 22 receptions for 341 yards (15.5 avg.) and 3 TDs.

- 1st-team all-district.

SOPHOMORE (2010): 8 receptions for 120 yards (15.0 avg.) and 2 TDs.

OFF THE FIELD

PERSONAL:

- **MAJOR:** Sociology.

DURHAM SMYTHE'S COLLEGE STATS

YEAR	TEAM	GP	GS	RECEIVING					RUSHING				
				REC	YDS	AVG	LG	TD	ATT	YDS	AVG	LG	TD
2014	NOTRE DAME	13	0	1	7	7.0	7	0	0	0	0.0	0	0
2015	NOTRE DAME	3	3	3	18	6.0	7	1	0	0	0.0	0	0
2016	NOTRE DAME	12	12	9	112	12.4	31	4	0	0	0.0	0	0
2017	NOTRE DAME	13	13	15	244	16.3	33	1	0	0	0.0	0	0
NCAA TOTALS		41	28	28	381	13.6	33	6	0	0	0.0	0	0

ADDITIONAL STATS

Kickoff Returns: 1 for 0 yards in 2017

Tackles: 1 in 2016, 3 in 2017

2018 ROOKIE FREE AGENTS



41

JOHNATHAN ALSTON

CORNERBACK // 6-1 // 206 // NORTH CAROLINA STATE '18
ACQUIRED: FA, '18
HOMETOWN: BUNN, N.C. // BORN: 10/17/94
NFL: ROOKIE SEASON // DOLPHINS: ROOKIE SEASON

BEFORE THE NFL

COLLEGE (NORTH CAROLINA STATE):

- 4-year letterman (2013-15; 2017) and 2-year starter.

CAREER: Played in 45 games with 23 starts; 56 tackles (39 solo), 1 sack, 2 interceptions and 10 passes defended; 39 receptions for 391 yards (10.0 avg.) and 3 TDs.

SENIOR (2017): Started all 13 games; 54 tackles (37 solo), 1 sack, 2 interceptions and 10 passes defended.

- Transitioned from wide receiver to cornerback following the 2015 season.
- Redshirted in 2016.
- Special Teams Scout Player of the Year in 2016.

JUNIOR (2015): Played in 13 games with 4 starts; 18 receptions for 167 yards (9.3 avg.) and 1 TD.

SOPHOMORE (2014): Played in 12 games with 6 starts; 21 receptions for 224 yards (10.7 avg.) and 2 TDs.

TRUE FRESHMAN (2013): Played in 7 games.

HIGH SCHOOL (BUNN HS – BUNN, N.C.)

- Played wide receiver and linebacker.

JUNIOR (2011): 67 tackles and 6 sacks; 27 receptions for 523 yards (19.4 avg.) and 7 TDs.

OFF THE FIELD

PERSONAL:

- **MAJOR:** African-American studies.

JOHNATHAN ALSTON'S COLLEGE STATS

YEAR	TEAM	GP	GS	TACKLES					INTERCEPTIONS					FUMBLES		
				TOT	SOLO	ASST	SK	YDS	INT	YDS	LG	TD	PD	FF	FR	
2013	NC STATE	7	0	1	1	0	0.0	0.0	0	0	–	0	0	0	0	0
2014	NC STATE	12	6	1	1	0	0.0	0.0	0	0	–	0	0	0	0	0
2015	NC STATE	13	4	0	0	0	0.0	0.0	0	0	–	0	0	0	0	0
2016	NC STATE	REDSHIRTED														
2017	NC STATE	13	13	54	37	17	1.0	9.0	2	0	0	0	10	0	0	0
NCAA TOTALS		45	23	56	39	17	1.0	9.0	2	0	0	0	10	0	0	0

ADDITIONAL STATS

Receiving: 21 for 224 yards (10.7 avg.) and 2 TDs in 2014, 18 for 167 yards (9.3 avg.) and 1 TD in 2015 for total of 39 for 391 yards (10.0 avg.) and 3 TDs.

DOLPHINS REGULAR SEASON WIN STREAKS AMONG NFL BEST

Since the 1970 NFL-AFL merger, the Dolphins and New England Patriots are the only teams to have two regular season winning streaks of 16 or more games. Miami won 16 consecutive games from 1971-73 (1 in 1971, 14 in 1972, 1 in 1973) and another 16-game streak from 1983-84 (5 in 1983, 11 in 1984). New England had a 21-game streak from 2006-08 (3 in 2006, 16 in 2007, 2 in 2008) and an 18-game streak from 2003-04 (12 in 2003, 6 in 2004). Teams that had one streak of 16 or more consecutive wins since 1970 include Indianapolis' NFL-record 23 consecutive regular season wins from 2008-09 (9 in 2008, 14 in 2009), Carolina's 18-game streak from 2014-15 (4 in 2014 and 14 in 2015) and Pittsburgh's 16-game streak from 2004-05 (14 in 2004, 2 in 2005).



53

CAYSON COLLINS

LINEBACKER // 6-1 // 230 // NORTH CAROLINA '18
 ACQUIRED: FA, '18
 HOMETOWN: CHARLOTTE, N.C. // BORN: 11/10/95
 NFL: ROOKIE SEASON // DOLPHINS: ROOKIE SEASON

BEFORE THE NFL

COLLEGE (NORTH CAROLINA):

- 4-year letterman (2014-17) and 1-year starter.

CAREER: Played in 49 games with 16 starts; 217 tackles (123 solo), 2 sacks, 1 pass defended, 7 forced fumbles and 5 fumble recoveries.

SENIOR (2017): Played in 11 games with 7 starts; 83 tackles (52 solo), 2 sacks, 1 pass defended, 2 forced fumbles and 2 fumble recoveries.

- His 83 tackles were 2nd on the team.

JUNIOR (2016): Played in all 13 games with 6 starts; 60 tackles (30 solo) and 2 forced fumbles.

SOPHOMORE (2015): Played in 12 games with 2 starts; 38 tackles (23 solo), 1 forced fumble and 1 fumble recovery.

TRUE FRESHMAN (2014): Played in all 13 games with 1 start; 36 tackles (18 solo), 2 forced fumbles and 1 fumble recovery.

- Made 30 of his 36 total tackles in the final 7 games of the season.

HIGH SCHOOL (BERRY ACADEMY – CHARLOTTE, N.C.)

SENIOR (2013): 139 tackles, 16 tackles for loss and 5 fumble recoveries.

- Region player of the year.

JUNIOR (2012): 110 tackles (74 solo), 1 interception, 3 forced fumbles and 1 fumble recovery.

OFF THE FIELD

PERSONAL:

- **MAJOR:** Studio arts.

CAYSON COLLINS' COLLEGE STATS

YEAR	TEAM	GP	GS	TACKLES					INTERCEPTIONS					FUMBLES		
				TOT	SOLO	ASST	SK	YDS	INT	YDS	LG	TD	PD	FF	FR	
2014	NORTH CAROLINA	13	1	36	18	18	0.0	0.0	0	0	–	0	0	0	2	2
2015	NORTH CAROLINA	12	2	38	23	15	0.0	0.0	0	0	–	0	0	0	1	1
2016	NORTH CAROLINA	13	6	60	30	30	0.0	0.0	0	0	–	0	0	0	2	0
2017	NORTH CAROLINA	11	7	83	52	31	2.0	7.0	0	0	–	0	1	2	2	2
NCAA TOTALS		49	16	217	123	94	2.0	7.0	0	0	–	0	1	7	5	

DOLPHINS PRO BOWL TOUCHDOWNS

In the 2016 Pro Bowl, Dolphins wide receiver Jarvis Landry scored the final touchdown of the game, a 31-yard reception to give his team a 49-27 lead and victory. Landry became the seventh Dolphins player to score in a Pro Bowl. In the 2012 Pro Bowl, Dolphins wide receiver Brandon Marshall caught a Pro Bowl-record four touchdown receptions and was named as the game's MVP. Prior to that, the most recent Dolphins player to have accounted for a touchdown in the Pro Bowl was wide receiver Chris Chambers, who scored on a 16-yard reception from Peyton Manning in the first quarter to open the 2006 game's scoring. Other Dolphins scoring Pro Bowl touchdowns include running back Ricky Williams, who scored on a pair of 1-yard runs as he was named the MVP in the AFC's 45-20 route of the NFC in the 2003 game, wide receiver Mark Clayton, who caught a 9-yard touchdown pass from Buffalo's Jim Kelly in the 1991 game, tight end Ferrell Edmunds, who had a 5-yard scoring reception from Seattle's Dave Krieg in the 1989 game, and Hall of Fame wide receiver Paul Warfield, who caught a 32-yard TD pass from Dolphins teammate Bob Griese in the '74 contest.



1

JALEN DAVIS

CORNERBACK // 5-10 // 185 // UTAH STATE '18
 ACQUIRED: FA, '18
 HOMETOWN: LA MESA, CALIF. // BORN: 2/2/96
 NFL: ROOKIE SEASON // DOLPHINS: ROOKIE SEASON

BEFORE THE NFL

COLLEGE (UTAH STATE):

- 4-year starter (2014-17).

CAREER: Started 49 games; 181 tackles (123 solo), 8 sacks, 11 interceptions, 48 passes defended and 4 forced fumbles.

- Left school as the program's all-time career leader in passes defended (48), 2nd in games started (49) and interception return yards (242) and 4th in interceptions (11).

SENIOR (2017): Started all 13 games; 33 tackles (24 solo), 4 sacks, 5 interceptions, 20 passes defended and 1 forced fumble.

- 1st-team All-American.
- 1st-team All-Mountain West.
- Semifinalist for the Jim Thorpe Award (nation's top defensive back).
- His 120 interception return yards were 6th in school history.
- Had 3 interceptions returned for TDs, including 2 in the same game vs. BYU (Sept. 29), which set a school record.
- His 5 interceptions and 20 passes defended both led the team.

JUNIOR (2016): Started 10 games; 37 tackles (24 solo), 2 sacks, 1 interception, 8 passes defended and 1 forced fumble.

- His 8 passes defended led the team.

SOPHOMORE (2015): Started all 13 games; 51 tackles (32 solo), 1 sack, 3 interceptions, 11 passes defended and 1 forced fumble.

- 3rd-team All-Mountain West.
 - His 11 passes defended led the team.
- TRUE FRESHMAN (2014):** Started 13 games; 60 tackles (43 solo), 1 sack, 2 interceptions, 9 passes defended and 1 forced fumble.
- True Freshman All-American.
 - Became the 1st true freshman in school history to start the season opener at cornerback.

HIGH SCHOOL (HELIX HS – LA MESA, CALIF.)

- Played wide receiver and defensive back.
- Also competed in track and field.

SENIOR (2013): 48 receptions for 649 yards (13.5 avg.) and 4 TDs; 17 punt returns for 348 yards (20.5 avg.) and 4 TDs; 10 kickoff returns for 379 yards (37.9 avg.) and 2 TDs.

- League defensive player of the year.
- 1st-team all-state.
- 1st-team all-region as a wide receiver.

JUNIOR (2012): 7 interceptions; 5 total TDs.

SOPHOMORE (2011): 35 tackles and 4 interceptions.

- Helped his team win a state title.

OFF THE FIELD

PERSONAL:

- **MAJOR:** Sociology.

JALEN DAVIS' COLLEGE STATS

YEAR	TEAM	GP	GS	TACKLES					INTERCEPTIONS					FUMBLES	
				TOT	SOLO	ASST	SK	YDS	INT	YDS	LG	TD	PD	FF	FR
2014	UTAH STATE	13	13	60	43	17	1.0	8.0	2	65	44	1	9	1	0
2015	UTAH STATE	13	13	51	32	19	1.0	9.0	3	20	16	0	11	1	0
2016	UTAH STATE	10	10	37	24	13	2.0	13.0	1	37	37	0	8	1	0
2017	UTAH STATE	13	13	33	24	9	4.0	35.0	5	120	50	3	20	1	0
NCAA TOTALS		49	49	181	123	58	8.0	65.0	11	242	50	4	48	4	0



49

LUCAS GRAVELLE

LONG SNAPPER // 6-0 // 239 // TCU '18
 ACQUIRED: FA, '18
 HOMETOWN: NIAGARA FALLS, N.Y. // BORN: 7/28/95
 NFL: ROOKIE SEASON // DOLPHINS: ROOKIE SEASON

BEFORE THE NFL

COLLEGE (TCU):

- 1-year letterman (2017).
- Transferred from Washington State following his junior season (2016).
- Transferred from Erie Community College following his redshirt freshman season (2014).

CAREER (AT TCU): Played in all 14 games; 3 special teams tackles.

SENIOR (2017 AT TCU): Played in all 14 games; 3 special teams tackles.

JUNIOR (2016 AT WASHINGTON STATE): Played in all 13 games; 1 special teams tackle.

SOPHOMORE (2015 AT WASHINGTON STATE): Played in all 13 games.

TRUE FRESHMAN (2013 AT ERIE CC): Played as a long snapper.

- Redshirted in 2014.

HIGH SCHOOL (WHEATFIELD HS – NIAGARA, N.Y.)

- Played running back and linebacker.

OFF THE FIELD

PERSONAL:

- **MAJOR:** Liberal arts and sciences.

LUCAS GRAVELLE'S COLLEGE STATS

GAMES/STARTS: (Washington State) 2015: 13/0, 2016: 13/0, (TCU) 2017: 14/0

NCAA TOTALS: 40/0



61

CONNOR HILLAND

CENTER // 6-4 // 298 // WILLIAM & MARY '18
 ACQUIRED: FA, '18
 HOMETOWN: STAFFORD, VA. // BORN: 6/18/95
 NFL: ROOKIE SEASON // DOLPHINS: ROOKIE SEASON

BEFORE THE NFL

COLLEGE (WILLIAM & MARY):

- 4-year starter (2014-17).

CAREER: Started 39 games at left guard.

SENIOR (2017): Started all 11 games at left guard.

- 1st-team All-CAA.
- Team captain.

JUNIOR (2016): Started 9 games at left guard.

SOPHOMORE (2015): Started 11 games at left guard.

- 3rd-team All-CAA.

REDSHIRT FRESHMAN (2014): Started 8 games at left guard.

- Redshirted in 2013.

HIGH SCHOOL (BROOKE POINT HS – STAFFORD, VA.)

- Played offensive and defensive line.

SENIOR (2012):

- All-state honorable mention.
- 1st-team all-region.
- 1st-team all-district.
- 2nd-team all-area.

JUNIOR (2011):

- 2nd-team all-district.
- All-area honorable mention.

OFF THE FIELD**PERSONAL:**

- **MAJOR:** Kinesiology.

CONNOR HILLAND'S COLLEGE STATS**GAMES/STARTS:** 2014: 8/8, 2015: 11/11, 2016: 9/9, 2017: 11/11**NCAA TOTALS:** 39/39**38****BUDDY HOWELL**

RUNNING BACK // 6-1 // 224 // FLORIDA ATLANTIC '18
ACQUIRED: FA, '18
HOMETOWN: COCONUT GROVE, FLA. // BORN: 3/27/96
NFL: ROOKIE SEASON // DOLPHINS: ROOKIE SEASON

BEFORE THE NFL**COLLEGE (FLORIDA ATLANTIC):**

- 4-year letterman (2014-17) and 1-year starter.

CAREER: Played in 39 games with 16 starts; 463 carries for 2,424 yards (5.2 avg.) and 22 TDs; 10 receptions for 96 yards (9.6 avg.).

SENIOR (2017): Played in 12 games with 1 start; 112 carries for 740 yards (6.6 avg.) and 5 TDs.

JUNIOR (2016): Played in all 12 games with 10 starts; 168 carries for 833 yards (5.0 avg.) and 13 TDs; 5 receptions for 42 yards (8.4 avg.).

- Team's Co-Iron Man of the Year honoree.

SOPHOMORE (2015): Played in all 12 games with 5 starts; 133 carries for 598 yards (4.5 avg.) and 3 TDs; 5 receptions for 54 yards (10.8 avg.).

TRUE FRESHMAN (2014): Played in 3 games; 50 carries for 253 yards (5.1 avg.) and 1 TD.

HIGH SCHOOL (CORAL GABLES SENIOR HS – CORAL GABLES, FLA.)

- 232 career carries for 1,567 yards (6.8 avg.) and 13 TDs.
- Also participated in track and field.

SENIOR (2013):

- 3rd-team all-state.
- 1st-team all-county.

OFF THE FIELD**PERSONAL:**

- **MAJOR:** Business management with a minor in accounting.

BUDDY HOWELL'S COLLEGE STATS

YEAR	TEAM	GP	GS	RUSHING					RECEIVING				
				ATT	YDS	AVG	LG	TD	REC	YDS	AVG	LG	TD
2014	FAU	3	0	50	253	5.1	22	1	0	0	0.0	-	0
2015	FAU	12	5	133	598	4.5	30	3	5	54	10.8	19	0
2016	FAU	12	10	168	833	5.0	68	13	5	42	8.4	16	0
2017	FAU	12	1	112	740	6.6	60	5	0	0	0.0	-	0
NCAA TOTALS		39	16	463	2,424	5.2	68	22	10	96	9.6	19	0

DUAL 100-YARD RUSHING GAMES

In the history of the franchise, the Dolphins have had four dual 100-yard individual rushing games and the team is 4-0 in those games. The combination of Larry Csonka and Jim Kiick had two dual 100-yard games, both of which were during the 1971 season. Kiick (20 carries for 108 yards) and Csonka (20-103-1) first accomplished the feat on Sept. 26 at Buffalo. Csonka (20-137-2) and Kiick (17-121) again both surpassed the 100-yard mark on Oct. 24 at the N.Y. Jets. In 1974, Benny Malone (19-104-1) and Don Nottingham (10-102-1) both rushed for 100-plus yards on Oct 27 at Baltimore. In 1975, Nottingham (21-102-3) teamed with Mercury Morris (31-125) to both gain 100-yards on Oct. 5 at Green Bay.



5 GREG JOSEPH

KICKER // 6-1 // 214 // FLORIDA ATLANTIC '18
 ACQUIRED: FA, '18
 HOMETOWN: JOHANNESBURG, SOUTH AFRICA // BORN: 8/4/94
 NFL: ROOKIE SEASON // DOLPHINS: ROOKIE SEASON

BEFORE THE NFL

COLLEGE (FLORIDA ATLANTIC):

- 4-year letterman (2014-17).

CAREER: Played in 50 games; 57-of-82 field goals (69.5 pct.) and 165-of-170 PATs (97.1 pct.).

- Finished his career as the school's all-time leader in scoring (336), field goals (57) and PATs (165).

SENIOR (2017): Played in all 14 games; 15-of-21 field goals (71.4 pct.) and 64-of-68 PATs (94.1 pct.).

- All-Conference USA honorable mention.

JUNIOR (2016): Played in all 12 games; 10-of-14 field goals (71.4 pct.) and 39-of-39 PATs (100.0 pct.).

- All-Conference USA honorable mention.

SOPHOMORE (2015): Played in all 12 games; 18-of-27 field goals (66.7 pct.) and 28-of-28 PATs (100.0 pct.).

REDSHIRT FRESHMAN (2014): Played in all 12 games; 14-of-20 field goals (70.0 pct.) and 34-of-35 PATs (97.1 pct.).

- Redshirted in 2013.

HIGH SCHOOL (AMERICAN HERITAGE DELRAY – DELRAY BEACH, FLA.)

- Also played soccer, where he earned all-county and all-state honors.

SENIOR (2012): 11-of-14 field goals (78.6 pct.).

- All-American.
- All-state.
- All-county.

OFF THE FIELD

PERSONAL:

- **MAJOR:** Exercise science and health promotion with a master's degree in business administration and concentration in health administration.

GREG JOSEPH'S COLLEGE STATS										
YEAR	TEAM	GP	FGM	FGA	PCT	LG	XPM	XPA	PCT	PTS
2014	FAU	12	14	20	70.0	43	34	35	97.1	76
2015	FAU	12	18	27	66.7	48	28	28	100.0	82
2016	FAU	12	10	14	71.4	50	39	39	100.0	69
2017	FAU	14	15	21	71.4	54	64	68	94.1	109
NCAA TOTALS		50	57	82	69.5	54	165	170	97.1	336

DOLPHINS DRAFTED FROM FLORIDA COLLEGES

The Dolphins have selected a player from a Florida university in 25 of the team's 53 college drafts. Overall, the Dolphins have drafted 46 players from a Florida school. With the selection of center Mike Pouncey out of the University of Florida in 2011, the Dolphins have selected a player from the state of Florida eight times in the first round. The University of Miami leads the way with 17 Dolphins draftees, followed by 14 from the University of Florida, eight from Florida State University, four from the University of Tampa, two from Bethune-Cookman and one from Florida A&M.



60

CLAUDY MATHIEU

DEFENSIVE END // 6-6 // 275 // NOTRE DAME (OH) '18
 ACQUIRED: FA, '18
 HOMETOWN: PHILADELPHIA, PA. // BORN: 1/18/93
 NFL: ROOKIE SEASON // DOLPHINS: ROOKIE SEASON

BEFORE THE NFL

COLLEGE (NOTRE DAME [OH]):

- 4-year starter (2014-17).
- Transferred from California (PA) following his redshirt freshman season (2013).

CAREER (AT NOTRE DAME [OH]): Played in 42 games with 39 starts; 191 tackles (107 solo), 26 sacks, 1 interception, 6 passes defended and 5 forced fumbles.

- Left school as the program's all-time career leader in sacks (26) and tackles for loss (43.5).
- His 5 forced fumbles tied the school's career record.
- Finished his career 4th in school history in tackles (191) and 2nd in solo stops (107).

SENIOR (2017 AT NOTRE DAME [OH]): Started all 11 games; 58 tackles (37 solo), 8.5 sacks and 3 forced fumbles.

- 1st-team All-MEC.
- His 8.5 sacks were 6th in MEC.

JUNIOR (2016 AT NOTRE DAME [OH]): Played in all 11 games with 11 starts; 47 tackles (25 solo), 5.5 sacks and 2 passes defended.

- 1st-team All-MEC.

SOPHOMORE (2015 AT NOTRE DAME [OH]): Started all 11 games; 60 tackles (27 solo), 7 sacks, 1 interception, 4 passes defended and 2 forced fumbles.

- 2nd-team All-MEC.

REDSHIRT FRESHMAN (2014 AT NOTRE DAME [OH]): Played in 9 games with 6 starts; 26 tackles (18 solo) and 5 sacks.

- Did not play football at California (PA) in 2013.
- Redshirted at California (PA) in 2012.

HIGH SCHOOL (GEORGE WASHINGTON HS – PHILADELPHIA, PA.)

SENIOR (2011):

- 1st-team all-public.
- 1st-team all-city.

OFF THE FIELD

PERSONAL:

- **MAJOR:** Sports management.

CLAUDY MATHIEU'S COLLEGE STATS

YEAR	TEAM	GP	GS	TACKLES				INTERCEPTIONS				FUMBLES			
				TOT	SOLO	ASST	SK	YDS	INT	YDS	LG	TD	PD	FF	FR
2014	NOTRE DAME (OH)	9	6	26	18	8	5.0	37.0	0	0	-	0	0	0	0
2015	NOTRE DAME (OH)	11	11	60	27	33	7.0	47.0	1	70	70	1	4	2	0
2016	NOTRE DAME (OH)	11	11	47	25	22	5.5	36.0	0	0	-	0	2	0	0
2017	NOTRE DAME (OH)	11	11	58	37	21	8.5	42.0	0	0	-	0	0	3	0
NCAA TOTALS		42	39	191	107	84	26.0	162.0	1	70	70	1	6	5	0

THREE DOLPHINS NAMED PRO BOWL MVP

Three Dolphins have been named Most Valuable Player in the Pro Bowl. The first to do it was kicker Garo Yepremian, who accomplished the feat in the 1974 game, when he kicked five field goals, including a 42-yarder with 21 seconds remaining, lifting the AFC to a 15-13 victory over the NFC. Almost 30 years later, running back Ricky Williams duplicated the achievement, when he rushed for 56 yards and two touchdowns, and forced a fumble on special teams, en route to the AFC's 45-20 triumph in the 2003 contest, following the 2002 season. The most recent Dolphins player named Pro Bowl MVP was wide receiver Brandon Marshall, as he caught six passes for 176 yards and a Pro Bowl-record four touchdowns as the AFC used a second-half surge to beat the NFC, 59-41, in the 2012 Pro Bowl.



58

MIKE McCRAY

LINEBACKER // 6-2 // 245 // MICHIGAN '18
 ACQUIRED: FA, '18
 HOMETOWN: TROTWOOD, OHIO // BORN: 8/3/94
 NFL: ROOKIE SEASON // DOLPHINS: ROOKIE SEASON

BEFORE THE NFL

COLLEGE (MICHIGAN):

- 3-year letterman (2014; 2016-17) and 2-year starter.
- CAREER:** Played in 37 games with 25 starts; 162 tackles (87 solo), 9.5 sacks, 2 interceptions, 12 passes defended and 1 forced fumble.
- SENIOR (2017):** Played in all 13 games with 12 starts; 84 tackles (46 solo), 5 sacks and 1 pass defended.
- All-Big Ten honorable mention.
 - Co-recipient of the Bob Ufer Bequest award given to the school's player that shows the most enthusiasm and love for Michigan.
 - Team captain.
- JUNIOR (2016):** Started all 13 games; 76 tackles (39 solo), 4.5 sacks, 2 interceptions, 11 passes defended and 1 forced fumble.
- All-Big Ten honorable mention.
- SOPHOMORE (2015):** Missed the entire season due to injury.
- REDSHIRT FRESHMAN (2014):** Played in 11 games; 2 solo tackles; 1 blocked punt.
- Redshirted in 2013.

HIGH SCHOOL (TROTWOOD-MADISON HS – TROTWOOD, OHIO)

- Played on both sides of the ball.
- SENIOR (2012):** 121 tackles, 2.5 sacks, 3 forced fumbles and 2 interceptions; 19 receptions for 369 yards (19.4 avg.) and 4 TDs.
- 1st-team all-state.
 - Named Division II Defensive Player of the Year in Ohio.
- JUNIOR (2011):** 86 tackles, 5 interceptions and 3 defensive TDs; 28 receptions for 460 yards (16.4 avg.) and 9 TDs.

OFF THE FIELD

PERSONAL:

- Father, Mike McCray Sr., played linebacker at Ohio State from 1984-88.
- **MAJOR:** General studies.

MIKE McCRAY'S COLLEGE STATS

YEAR	TEAM	GP	GS	TACKLES					INTERCEPTIONS					FUMBLES		
				TOT	SOLO	ASST	SK	YDS	INT	YDS	LG	TD	PD	FF	FR	
2014	MICHIGAN	11	0	2	2	0	0.0	0.0	0	0	-	0	0	0	0	0
2015	MICHIGAN	0	0	0	0	0	0.0	0.0	0	0	-	0	0	0	0	0
2016	MICHIGAN	13	13	76	39	37	4.5	30.0	2	36	22	1	11	1	1	0
2017	MICHIGAN	13	12	84	46	38	5.0	29.0	0	0	-	0	1	0	0	0
NCAA TOTALS		37	25	162	87	75	9.5	59.0	2	36	22	1	12	1	0	0

ALONSO'S PICK-SIX WAS A LATE PICK ME UP

Linebacker Kiko Alonso made the game-winning play in Miami's Week 10 victory at San Diego in 2016, picking off Chargers quarterback Philip Rivers and returning it for a 60-yard touchdown to give the Dolphins a 31-24 lead with 1:01 to play. Alonso's touchdown was the latest a Dolphins player had returned an interception for a touchdown to give Miami the lead since at least 1991. It was the latest any NFL player had given his team a lead since Atlanta's Robert Alford had a 59-yard interception return in overtime to defeat Washington on Oct. 11, 2015.



43

ANTHONY MOTEN

DEFENSIVE TACKLE // 6-4 // 315 // MIAMI (FL) '18
 ACQUIRED: FA, '18
 HOMETOWN: FORT LAUDERDALE, FLA. // BORN: 7/12/95
 NFL: ROOKIE SEASON // DOLPHINS: ROOKIE SEASON

BEFORE THE NFL

COLLEGE (MIAMI):

- 4-year letterman (2014-17).

CAREER: Played in 45 games with 4 starts; 38 tackles (14 solo), 1.5 sacks and 1 pass defended.

SENIOR (2017): Played in 12 games; 15 tackles (6 solo) and 1 pass defended.

JUNIOR (2016): Played in 11 games; 6 tackles (2 solo).

SOPHOMORE (2015): Played in 12 games with 4 starts; 15 tackles (5 solo) and 1.5 sacks.

TRUE FRESHMAN (2014): Played in 10 games; 2 tackles (1 solo).

HIGH SCHOOL (ST. THOMAS AQUINAS – FORT LAUDERDALE, FLA.)

SENIOR (2013): 40 tackles and 6 sacks.

- 3rd-team all-state.
- 1st-team all-county.

JUNIOR (2012): 30 tackles and 4 sacks.

OFF THE FIELD

PERSONAL:

- **MAJOR:** Sociology.

ANTHONY MOTEN'S COLLEGE STATS

YEAR	TEAM	GP	GS	TACKLES					INTERCEPTIONS					FUMBLES		
				TOT	SOLO	ASST	SK	YDS	INT	YDS	LG	TD	PD	FF	FR	
2014	MIAMI (FL)	10	0	2	1	1	0.0	0.0	0	0	–	0	0	0	0	0
2015	MIAMI (FL)	12	4	15	5	10	1.5	4.0	0	0	–	0	0	0	0	0
2016	MIAMI (FL)	11	0	6	2	4	0.0	0.0	0	0	–	0	0	0	0	0
2017	MIAMI (FL)	12	0	15	6	9	0.0	0.0	0	0	–	0	1	0	0	0
NCAA TOTALS		45	4	38	14	24	1.5	4.0	0	0	–	0	1	0	0	0



65

JAMIYUS PITTMAN

DEFENSIVE TACKLE // 6-2 // 319 // CENTRAL FLORIDA '18
 ACQUIRED: FA, '18
 HOMETOWN: MOULTRIE, GA. // BORN: 10/23/94
 NFL: ROOKIE SEASON // DOLPHINS: ROOKIE SEASON

BEFORE THE NFL

COLLEGE (CENTRAL FLORIDA):

- 4-year letterman (2014-17) and 3-year starter.

CAREER: Played in 49 games with 33 starts; 138 tackles (67 solo), 13 sacks, 4 passes defended and 1 forced fumble; 1 blocked kick; 1 reception for 4 yards and 1 TD.

SENIOR (2017): Started 12 games; 47 tackles (24 solo) and 4.5 sacks; 1 reception for 4 yards and 1 TD.

- 1st-team All-AAC.

JUNIOR (2016): Played in 12 games with 8 starts; 28 tackles (14 solo), 2 sacks and 1 pass defended.

- 2nd-team All-AAC.

SOPHOMORE (2015): Played in all 12 games with 11 starts; 45 tackles (19 solo), 4.5 sacks and 2 passes defended.

TRUE FRESHMAN (2014): Played in all 13 games with 2 starts; 18 tackles (10 solo), 2 sacks, 1 pass defended and 1 forced fumble.

HIGH SCHOOL (COLQUITT COUNTY HS – MOULTRIE, GA.)

- Also played basketball.

SENIOR (2013): Played in 8 games; Approximately 50 tackles and 4 sacks.

- All-region honorable mention.

JUNIOR (2012): 76 tackles and 10 sacks.

- 1st-team all-region.

SOPHOMORE (2011):

- 1st-team all-region.

OFF THE FIELD

PERSONAL:

- **MAJOR:** Interdisciplinary studies.

JAMIYUS PITTMAN'S COLLEGE STATS

YEAR	TEAM	GP	GS	TACKLES					INTERCEPTIONS					FUMBLES	
				TOT	SOLO	ASST	SK	YDS	INT	YDS	LG	TD	PD	FF	FR
2014	UCF	13	2	18	10	8	2.0	12.0	0	0	–	0	1	1	0
2015	UCF	12	11	45	19	26	4.5	35.0	0	0	–	0	2	0	0
2016	UCF	12	8	28	14	14	2.0	17.0	0	0	–	0	1	0	0
2017	UCF	12	12	47	24	23	4.5	24.0	0	0	–	0	0	0	0
NCAA TOTALS		49	33	138	67	71	13.0	88.0	0	0	–	0	4	1	0



66 QUINCY REDMON

DEFENSIVE END // 6-4 // 247 // FAIRMONT STATE '18
 ACQUIRED: FA, '18
 HOMETOWN: KEYSER, W.V. // BORN: 12/11/93
 NFL: ROOKIE SEASON // DOLPHINS: ROOKIE SEASON

BEFORE THE NFL

COLLEGE (FAIRMONT STATE):

- 4-year starter (2014-17).
- Transferred from West Virginia after his redshirt freshman season (2013).

CAREER (AT FAIRMONT STATE): Played in 38 games with 36 starts; 169 tackles (93 solo), 19 sacks, 8 passes defended, 4 forced fumbles and 6 fumble recoveries.

SENIOR (2017 AT FAIRMONT STATE): Started 6 games; 33 tackles (15 solo), 2 sacks, 1 pass defended, 2 forced fumbles and 1 fumble recovery.

- 2nd-team All-MEC.

JUNIOR (2016 AT FAIRMONT STATE): Started all 12 games; 52 tackles (23 solo), 12 sacks, 4 passes defended, 2 forced fumbles and 3 fumble recoveries; 1 blocked kick.

- MEC Defensive Player of the Year.
- 1st-team All-MEC.
- D2 All-American honorable mention.
- Finalist for the Cliff Harris Award, given annually to the top defensive player in small college football.

SOPHOMORE (2015 AT FAIRMONT STATE):

Started all 10 games; 49 tackles (30 solo), 4 sacks, 3 passes defended and 2 forced fumbles; 1 blocked kick.

- 2nd-team All-MEC.

TRUE FRESHMAN (2014 AT FAIRMONT STATE):

Played in all 10 games with 8 starts; 35 tackles (25 solo) and 1 sack.

- Redshirted in 2013 at West Virginia.

HIGH SCHOOL (BISHOP WALSH HS – CUMBERLAND, MD.)

- Played tight end and linebacker.
- Also played basketball, where he was named his conference's player of the year.

SENIOR (2012): 10 receptions for 187 yards (18.7 avg.) and 2 TDs.

- 1st-team all-area.

JUNIOR (2011): 26 receptions for 593 yards (22.8 avg.) and 7 TDs.

- 1st-team all-area.

OFF THE FIELD

PERSONAL:

- **MAJOR:** Criminal justice.

QUINCY REDMON'S COLLEGE STATS

YEAR	TEAM	GP	GS	TACKLES					INTERCEPTIONS				FUMBLES			
				TOT	SOLO	ASST	SK	YDS	INT	YDS	LG	TD	PD	FF	FR	
2014	FAIRMONT STATE	10	8	35	25	10	1.0	14.0	0	0	-	0	0	0	0	0
2015	FAIRMONT STATE	10	10	49	30	19	4.0	20.0	0	0	-	0	3	0	2	
2016	FAIRMONT STATE	12	12	52	23	29	12.0	80.0	0	0	-	0	4	2	3	
2017	FAIRMONT STATE	6	6	33	15	18	2.0	25.0	0	0	-	0	1	2	1	
NCAA TOTALS		38	36	169	93	76	19.0	139.0	0	0	-	0	8	4	6	



69

DAVID STEINMETZ

TACKLE // 6-8 // 321 // PURDUE '18
ACQUIRED: FA, '18
HOMETOWN: GRAFTON, MASS. // BORN: 3/1/95
NFL: ROOKIE SEASON // DOLPHINS: ROOKIE SEASON

BEFORE THE NFL

COLLEGE (PURDUE):

- 1-year starter (2017).
- Transferred from Rhode Island following his junior season (2016).

CAREER (AT PURDUE): Started all 13 games at right tackle.

SENIOR (2017 AT PURDUE): Started all 13 games at right tackle.

- All-Big Ten honorable mention.
- Blocked for an offense that averaged 403.1 yards per game.

JUNIOR (2016 AT RHODE ISLAND): Started all 11 games – 9 at right tackle and 2 at left tackle.

SOPHOMORE (2015 AT RHODE ISLAND): Started all 11 games at right tackle.

REDSHIRT FRESHMAN (2014 AT RHODE ISLAND):

- Played in 11 games with 9 starts.
- Redshirted in 2013.

HIGH SCHOOL (GRAFTON HS – GRAFTON, MASS.)

- Played football for 4 years and competed in track and field for 3 years.

SENIOR (2012):

- Member of the all-star team.
- Team captain.

OFF THE FIELD

PERSONAL:

- **MAJOR:** Criminology and criminal justice and began his masters in leadership.

DAVID STEINMETZ'S COLLEGE STATS

GAMES/STARTS: (Rhode Island) 2014: 11/9, 2015: 11/11, 2016: 11/11, (Purdue) 2017: 13/13 **NCAA TOTALS: 46/44**

WAKE GAVE MIAMI A WALK-OFF WIN

Defensive end Cameron Wake gave Miami a walk-off win when he sacked Cincinnati quarterback Andy Dalton in the end zone for a safety to score the winning points in the Dolphins' 22-20 overtime win on Halloween 2013. This game marked only the third time in league history that a game in overtime ended on a safety. The other two times occurred when the Minnesota Vikings defeated the St. Louis Rams 23-21 (11/5/89) and when the Chicago Bears defeated the Tennessee Titans 19-17 (11/14/04).

2018 NUMERICAL ROSTER

1	Jalen DavisCB	55	Jerome BakerLB
2	Matt HaackP	56	Davon GodchauxDT
5	Greg JosephK	57	Terence GarvinLB
7	Jason SandersK	58	Mike McCrayLB
8	Brock OsweilerQB	59	Chase AllenLB
9	David FalesQB	60	Claudy MathieuDE
10	Kenny StillsWR	61	Connor HillandC
11	DeVante ParkerWR	62	Ted LarsenC/G
14	Bryce PettyQB	63	Mike MatthewsC
15	Albert WilsonWR	64	Jake BrendelC
17	Ryan TannehillQB	65	Jamiyus PittmanDT
18	Malcolm LewisWR	66	Quincy RedmonDE
19	Jakeem GrantWR	67	Daniel KilgoreC
20	Reshad JonesS	68	Isaac AsiataG
21	Frank GoreRB	69	David SteinmetzT
22	T.J. McDonaldS	70	Ja'Wuan JamesT
23	Jordan LucasCB/S	71	Josh SittonG
24	Torry McTyerCB	72	Eric SmithT
25	Xavien HowardCB	73	Roubbens JosephT
26	Maurice SmithS	74	Zach SterupT
27	Trae ElstonS	75	Cameron MalveauxDE
28	Bobby McCainCB	76	Jonathan WoodardDE
29	Minkah FitzpatrickS	77	Jesse DavisG/T
30	Cordrea TankersleyCB	78	Laremy TunsilT
31	Cornell ArmstrongCB	79	Sam YoungT
32	Kenyan DrakeRB	80	Danny AmendolaWR
33	Kalen BallageRB	81	Drew MorganWR
34	Seniorise PerryRB	82	Francis OwusuWR
35	Walt AikensCB/S	83	Thomas DuarteTE
36	Tony LippettCB	84	Isaiah FordWR
37	Brandon RadcliffRB	85	A.J. DerbyTE
38	Buddy HowellRB	86	Mike GesickiTE
40	Taveze CalhounCB	87	Rashawn ScottWR
41	Johnathan AlstonCB	88	Leonte CarrooWR
43	Anthony MotenDT	89	Gavin EscobarTE
44	Stephone AnthonyLB	90	Charles HarrisDE
45	Mike HullLB	91	Cameron WakeDE
46	Durham SmytheTE	92	John DenneyLS
47	Kiko AlonsoLB	93	Akeem SpenceDT
48	MarQueis GrayTE	94	Robert QuinnDE
49	Lucas GravelleLS	95	William HayesDE
50	Andre BranchDE	96	Vincent TaylorDT
51	Quentin PolingLB	97	Jordan PhillipsDT
52	Raekwon McMillanLB	98	Gabe WrightDT
53	Cayson CollinsLB			

MIAMI DOLPHINS 2018

NO.	NAME	POS.	HT.	WT.	BIRTHDATE
35	Aikens, Walt	CB/S	6-1	208	6/19/91
59	Allen, Chase	LB	6-3	250	8/29/93
47	Alonso, Kiko	LB	6-3	239	8/14/90
80	Amendola, Danny	WR	5-11	190	11/2/85
44	Anthony, Stephone	LB	6-3	245	7/28/92
68	Asiata, Isaac	G	6-3	345	12/29/92
50	Branch, Andre	DE	6-5	263	7/14/89
64	Brendel, Jake	C	6-4	299	9/10/92
88	Carroo, Leonte	WR	6-1	215	1/24/94
77	Davis, Jesse	G/T	6-6	325	9/15/91
92	Denney, John	LS	6-5	242	12/13/78
85	Derby, A.J.	TE	6-5	240	9/20/91
32	Drake, Kenyan	RB	6-1	211	1/26/94
83	Duarte, Thomas	TE	6-2	241	3/30/95
27	Elston, Trae	S	6-0	203	2/16/94
89	Escobar, Gavin	TE	6-5	247	2/3/91
9	Fales, David	QB	6-2	213	10/4/90
84	Ford, Isaiah	WR	6-2	189	2/9/96
57	Garvin, Terence	LB	6-3	242	1/1/91
56	Godchaux, Davon	DT	6-3	315	11/11/94
21	Gore, Frank	RB	5-9	212	5/14/83
19	Grant, Jakeem	WR	5-7	169	10/30/92
48	Gray, MarQueis	TE	6-4	260	11/7/89
2	Haack, Matt	P	6-0	202	7/25/94
90	Harris, Charles	DE	6-3	250	3/6/95
95	Hayes, William	DE	6-3	265	5/2/85
25	Howard, Xavien	CB	6-1	192	7/4/93
45	Hull, Mike	LB	6-0	235	5/25/91
70	James, Ja'Wuan	T	6-6	312	6/3/92
20	Jones, Reshad	S	6-1	215	2/25/88
67	Kilgore, Daniel	C	6-3	291	12/18/87
62	Larsen, Ted	C/G	6-3	323	6/13/87
36	Lippett, Tony	CB	6-3	192	7/2/92
23	Lucas, Jordan	CB/S	6-0	190	8/2/93
28	McCain, Bobby	CB	5-11	192	8/18/93
22	McDonald, T.J.	S	6-2	223	1/26/91
52	McMillan, Raekwon	LB	6-2	248	11/17/95
24	McTyer, Torry	CB	5-11	188	4/10/95
8	Oswelier, Brock	QB	6-7	240	11/22/90
11	Parker, DeVante	WR	6-3	216	1/20/93
34	Perry, Seniorise	RB	6-0	210	9/19/91
14	Petty, Bryce	QB	6-3	226	5/31/91
97	Phillips, Jordan	DT	6-6	341	9/21/92
94	Quinn, Robert	DE	6-4	257	5/18/90
87	Scott, Rashawn	WR	6-0	203	1/29/92
71	Sitton, Josh	G	6-3	320	6/16/86
72	Smith, Eric	T	6-4	308	9/2/95
26	Smith, Maurice	S	6-0	194	6/14/95
93	Spence, Akeem	DT	6-1	307	11/29/91
74	Sterup, Zach	T	6-9	327	5/14/92
10	Stills, Kenny	WR	6-1	202	4/22/92
30	Tankersley, Cordrea	CB	6-1	200	11/19/93
17	Tannehill, Ryan	QB	6-4	207	7/27/88
96	Taylor, Vincent	DT	6-3	306	1/5/94
78	Tunsil, Laremy	T	6-5	318	8/2/94
91	Wake, Cameron	DE	6-3	263	1/30/82
15	Wilson, Albert	WR	5-9	186	7/12/92
98	Wright, Gabe	DT	6-3	309	4/3/92
79	Young, Sam	T	6-8	302	6/24/87

VETERANS ROSTER

NFL EXP.	COLLEGE	HOMETOWN	HOW ACQUIRED
5	Liberty '14	Charlotte, N.C.	D4, '14
2	Southern Illinois '17	Belleville, Ill.	FA, '17
6	Oregon '13	Los Gatos, Calif.	T, '16 (Phi.)
10	Texas Tech '08	The Woodlands, Texas	UFA, '18 (NE)
4	Clemson '15	Polkton, N.C.	T, '17 (NO)
2	Utah '17	Spanish Fork, Utah	D5a, '17
7	Clemson '12	Richmond, Va.	UFA, '16 (Jax.)
3	UCLA '16	Plano, Texas	FA, '16
3	Rutgers '16	Edison, N.J.	D3b, '16
2	Idaho '16	Asotin, Wash.	FA, '17
14	Brigham Young '05	Thornton, Colo.	FA, '05
4	Arkansas '15	Iowa City, Iowa	Wai., '17 (Den.)
3	Alabama '16	Marietta, Ga.	D3a, '16
2	UCLA '16	Fullerton, Calif.	D7b, '16
2	Mississippi '16	Oxford, Ala.	Wai., '17 (Buf.)
5	San Diego State '13	Rancho Santa Margarita, Calif.	FA, '18
4	San Jose State '14	Salinas, Calif.	FA, '17
2	Virginia Tech '17	Jacksonville, Fla.	D7, '17
6	West Virginia '13	Baltimore, Md.	UFA, '18 (Sea.)
2	LSU '17	Plaquemine, La.	D5b, '17
14	Miami (FL) '05	Coral Gables, Fla.	UFA, '18 (Ind.)
3	Texas Tech '16	Dallas, Texas	D6a, '16
6	Minnesota '13	Indianapolis, Ind.	FA, '16
2	Arizona State '17	West Des Moines, Iowa	FA, '17
2	Missouri '17	Kansas City, Mo.	D1, '17
11	Winston-Salem St. '08	High Point, N.C.	T, '17 (LAR)
3	Baylor '16	Houston, Texas	D2, '16
3	Penn State '15	Cononsburg, Pa.	FA, '15
5	Tennessee '14	Suwanee, Ga.	D1, '14
9	Georgia '10	Atlanta, Ga.	D5b, '10
8	Appalachian State '08	Kingsport, Tenn.	T, '18 (SF)
9	NC State '10	Palm Harbor, Fla.	UFA, '17 (Chi.)
4	Michigan State '15	Detroit, Mich.	D5d, '15
3	Penn State '16	New Rochelle, N.Y.	D6b, '16
4	Memphis '15	Oxford, Ala.	D5a, '15
6	USC '13	Fresno, Calif.	UFA, '17 (LAR)
2	Ohio State '17	Hinesville, Ga.	D2, '17
2	UNLV '17	Los Angeles, Calif.	FA, '17
7	Arizona State '12	Kalispell, Mont.	UFA, '18 (Den.)
4	Louisville '15	Louisville, Ky.	D1, '15
4	Louisville '14	Summerville, Ga.	FA, '16
3	Baylor '16	Midlothian, Texas	Wai., '18 (NYJ)
4	Oklahoma '15	Wichita, Kan.	D2, '15
8	North Carolina '11	Ladson, S.C.	T, '18 (LAR)
3	Miami (FL) '16	Merritt Island, Fla.	FA, '16
11	UCF '08	Pensacola, Fla.	UFA, '18 (Chi.)
2	Virginia '17	Atlanta, Ga.	FA, '17
2	Georgia '17	Missouri City, Texas	FA, '17
6	Illinois '13	Fort Walton Beach, Fla.	T, '18 (Det.)
2	Nebraska '15	Hastings, Neb.	FA, '17
6	Oklahoma '13	San Diego, Calif.	T, '15 (N.O.)
2	Clemson '17	Beech Island, S.C.	D3, '17
7	Texas A&M '12	Big Spring, Texas	D1, '12
2	Oklahoma State '17	New Orleans, La.	D6, '17
3	Mississippi '16	Lake City, Fla.	D1, '16
10	Penn State '05	Hyattsville, Md.	FA, '09
5	Georgia State '14	Fort Pierce, Fla.	UFA, '18 (KC)
3	Auburn '15	Columbus, Ga.	FA, '17
9	Notre Dame '10	Coral Springs, Fla.	UFA, '16 (Jax.)

MIAMI DOLPHINS 2018 ROOKIE AND

NO.	NAME	POS.	HT.	WT.	BIRTHDATE
41	Alston, Johnathan	CB	6-1	206	10/17/94
31	Armstrong, Cornell	CB	6-0	185	9/22/95
55	Baker, Jerome	LB	6-2	215	12/25/96
33	Ballage, Kalen	RB	6-2	237	12/22/95
40	Calhoun, Taveze	CB	6-1	188	12/26/92
53	Collins, Cayson	LB	6-1	230	11/10/95
1	Davis, Jalen	CB	5-10	185	2/2/96
29	Fitzpatrick, Minkah	S	6-1	202	11/17/96
86	Gesicki, Mike	TE	6-6	245	10/3/95
49	Gravelle, Lucas	LS	6-0	239	7/28/95
61	Hilland, Connor	C	6-4	298	6/18/95
38	Howell, Buddy	RB	6-1	224	3/27/96
5	Joseph, Greg	K	6-1	214	8/4/94
73	Joseph, Roubbens	T	6-4	325	12/21/94
18	Lewis, Malcolm	WR	5-10	200	10/27/93
75	Malveaux, Cameron	DE	6-5	265	8/22/94
60	Mathieu, Claudy	DE	6-4	275	1/18/93
63	Matthews, Mike	C	6-2	296	1/27/94
58	McCray, Mike	LB	6-2	245	8/3/94
81	Morgan, Drew	WR	6-0	187	12/2/94
43	Moten, Anthony	DT	6-4	315	7/12/95
82	Owusu, Francis	WR	6-3	223	12/27/94
65	Pittman, Jamiyus	DT	6-2	319	10/23/94
51	Poling, Quentin	LB	6-1	235	8/17/94
37	Radcliff, Brandon	RB	5-9	210	3/18/93
66	Redmon, Quincy	DE	6-4	247	12/11/93
7	Sanders, Jason	K	5-11	186	11/16/95
46	Smythe, Durham	TE	6-6	248	8/9/95
69	Steinmetz, David	T	6-8	321	3/1/95
76	Woodard, Jonathan	DE	6-6	271	9/19/93

PRONUNCIATION GUIDE

Player	Phonetically
LB Stephone Anthony	steh-FAHN
G Isaac Asiata	Ah-see-ah-ta
RB Kalen Ballage	KAY-lun buh-LODGE
WR Leonte Carroo	LEON-tay Cuh-ROO
TE Thomas Duarte	DOO-art-ee
TE Mike Gesicki	guh-sick-EE
DT Davon Godchaux	Duh-VAHN GOD-chaw
TE MarQueis Gray	Mar-KWEEES
P Matt Haack	HAWK
CB Xavier Howard	EX-ay-vee-n
DE Cameron Malveaux	Mal-VOH
RB Senorise Perry	Suh-nah-riss
G Josh Sitten	SITT-en

FIRST-YEAR ROSTER

NFL EXP.	COLLEGE	HOMETOWN	HOW ACQUIRED
R	North Carolina St. '18	Bunn, N.C.	FA, '18
R	Southern Miss '18	Bassfield, Miss.	D6, '18
R	Ohio State '18	Cleveland, Ohio	D3, '18
R	Arizona State '18	Denver, Colo.	D4b, '18
1	Mississippi State '16	Ludlow, Miss.	FA, '17
R	North Carolina '18	Charlotte, N.C.	FA, '18
R	Utah State '18	La Mesa, Calif.	FA, '18
R	Alabama '18	Old Bridge, N.J.	D1, '18
R	Penn State '18	Manahawkin, N.J.	D2, '18
R	TCU '18	Niagara Falls, N.Y.	FA, '18
R	William & Mary '18	Stafford, Va.	FA, '18
R	Florida Atlantic '18	Coconut Grove, Fla.	FA, '18
R	Florida Atlantic '18	Johannesburg, South Africa	FA, '18
1	Buffalo '17	Springfield, Mass.	FA, '18
1	Miami (FL) '17	Miami, Fla.	FA, '17
1	Houston '17	Beaumont, Texas	FA, '17
R	Notre Dame (OH) '18	Philadelphia, PA	FA, '18
1	Texas A&M '16	Missouri City, Texas	FA, '18
R	Michigan '18	Trotwood, Ohio	FA, '18
1	Arkansas '17	Greenwood, Ark.	FA, '17
R	Miami (FL) '18	Fort Lauderdale, Fla.	FA, '18
1	Stanford '17	Oxnard, Calif.	FA, '17
R	Central Florida '18	Moultrie, Ga.	FA, '18
R	Ohio '18	Gomer, Ohio	D7a, '18
1	Louisville '17	Miami, Fla.	FA, '17
R	Fairmont State '18	Keyser, W.V.	FA, '18
R	New Mexico '18	Orange, Calif.	D7b, '18
R	Notre Dame '18	Belton, Texas	D4a, '18
R	Purdue '18	Grafton, Mass.	FA, '18
1	Central Arkansas '16	Brentwood, Tenn.	FA, '17

PRONUNCIATION GUIDE (Continued)

T Zach SterupSTIR-up
 CB Cordrea Tankersleycohr-DRAY
 G/T Laremy TunsilLAIR-uh-mee TUHN-suhl

Coach/Staff

Joe CiminoChu-MEAN-oh
 Josh GrizzardGrizz-ARD
 Naohisa InoueNow-HE-Sa, IN-ew-way
 Kris KocurekKO-SIR-ick
 Chris KuperKOO-pehr
 Dowell Loggainsdowel LOG-ins
 Marwan Maaloufmah-LOOF
 Dave PulokaPuh-LOH-kuh

2018 POSITIONAL ROSTER

QUARTERBACKS (4)

8	Oswailer, Brock	QB
9	Fales, David	QB
14	Petty, Bryce	QB
17	Tannehill, Ryan	QB

RUNNING BACKS (6)

21	Gore, Frank	RB
32	Drake, Kenyan	RB
33	Ballage, Kalen	RB
34	Perry, Seniorise	RB
37	Radcliff, Brandon	RB
38	Howell, Buddy	RB

WIDE RECEIVERS (11)

10	Stills, Kenny	WR
11	Parker, DeVante	WR
15	Wilson, Albert	WR
18	Lewis, Malcolm	WR
19	Grant, Jakeem	WR
80	Amendola, Danny	WR
81	Morgan, Drew	WR
82	Owusu, Francis	WR
84	Ford, Isaiah	WR
87	Scott, Rashawn	WR
88	Carroo, Leonte	WR

TIGHT ENDS (6)

46	Smythe, Durham	TE
48	Gray, MarQueis	TE
83	Duarte, Thomas	TE
85	Derby, A.J.	TE
86	Gesicki, Mike	TE
89	Escobar, Gavin	TE

OFFENSIVE LINEMEN (15)

61	Hilland, Connor	C
62	Larsen, Ted	C/G
63	Matthews, Mike	C
64	Brendel, Jake	C
67	Kilgore, Daniel	C
68	Asiata, Isaac	G
69	Steinmetz, David	T
70	James, Ja'Wuan	T
71	Sitton, Josh	G
72	Smith, Eric	T
73	Joseph, Roubbens	T
74	Sterup, Zach	T
77	Davis, Jesse	G/T
78	Tunsil, Laremy	T
79	Young, Sam	T

DEFENSIVE LINEMEN (16)

43	Moten, Anthony	DT
50	Branch, Andre	DE
56	Godchaux, Davon	DT
60	Mathieu, Claudy	DE
65	Pittman, Jamiyus	DT
66	Redmon, Quincy	DE
75	Malveaux, Cameron	DE
76	Woodard, Jonathan	DE
90	Harris, Charles	DE
91	Wake, Cameron	DE
93	Spence, Akeem	DT
94	Quinn, Robert	DE
95	Hayes, William	DE
96	Taylor, Vincent	DT
97	Phillips, Jordan	DT
98	Wright, Gabe	DT

LINEBACKERS (10)

44	Anthony, Stephone	LB
45	Hull, Mike	LB
47	Alonso, Kiko	LB
51	Poling, Quentin	LB
52	McMillan, Raekwon	LB
53	Collins, Cayson	LB
55	Baker, Jerome	LB
57	Garvin, Terence	LB
58	McCray, Mike	LB
59	Allen, Chase	LB

DEFENSIVE BACKS (16)

1	Davis, Jalen	CB
20	Jones, Reshad	S
22	McDonald, T.J.	S
23	Lucas, Jordan	CB/S
24	McTyer, Torry	CB
25	Howard, Xavien	CB
26	Smith, Maurice	S
27	Elston, Trae	S
28	McCain, Bobby	CB
29	Fitzpatrick, Minkah	S
30	Tankersley, Cordrea	CB
31	Armstrong, Cornell	CB
35	Aikens, Walt	CB/S
36	Lippett, Tony	CB
40	Calhoun, Taveze	CB
41	Alston, Johnathan	CB

SPECIALISTS (5)

2	Haack, Matt	P
5	Joseph, Greg	K
7	Sanders, Jason	K
49	Gravelle, Lucas	LS
92	Denney, John	LS

HOW THEY WERE ACQUIRED

DRAFT (30)

S Reshad Jones	D5b, '10
QB Ryan Tannehill	D1, '12
T Ja'Wuan James	D1, '14
CB/S Walt Aikens	D4, '14
CB Tony Lippett	D5d, '15
CB Bobby McCain	D5a, '15
WR DeVante Parker	D1, '15
DT Jordan Phillips	D2, '15
T Laremy Tunsil	D1, '16
CB Xavien Howard	D2, '16
RB Kenyan Drake	D3a, '16
WR Leonte Carroo	D3b, '16
WR Jakeem Grant	D6a, '16
CB/S Jordan Lucas	D6b, '16
TE Thomas Duarte	D7b, '16
DE Charles Harris	D1, '17
LB Raekwon McMillan	D2, '17
CB Cordrea Tankersley	D3, '17
G Isaac Asiata	D5a, '17
DT Davon Godchaux	D5b, '17
DT Vincent Taylor	D6, '17
WR Isaiah Ford	D7, '17
S Minkah Fitzpatrick	D1, '18
TE Mike Gesicki	D2, '18
LB Jerome Baker	D3, '18
TE Durham Smythe	D4a, '18
RB Kalen Ballage	D4b, '18
CB Cornell Armstrong	D6, '18
LB Quentin Poling	D7a, '18
K Jason Sanders	D7b, '18

WAIVERS (3)

S Trae Elston	Wai., '17 (Buf.)
TE A.J. Derby	Wai., '17 (Den.)
QB Bryce Petty	Wai., '18 (NYJ)

UNRESTRICTED FREE AGENTS (10)

DE Andre Branch	UFA, '16 (Jax.)
T Sam Young	UFA, '16 (Jax.)
C/G Ted Larsen	UFA, '17 (Chi.)
S T.J. McDonald	UFA, '17 (LAR)
WR Danny Amendola	UFA, '18 (NE)
LB Terence Garvin	UFA, '18 (Sea.)
RB Frank Gore	UFA, '18 (Ind.)
QB Brock Osweiler	UFA, '18 (Den.)
G Josh Sitton	UFA, '18 (Chi.)
WR Albert Wilson	UFA, '18 (KC)

FREE AGENTS (39)

LS John Denney	FA, '05
DE Cameron Wake	FA, '09
LB Mike Hull	FA, '15
C Jake Brendel	FA, '16
TE MarQueis Gray	FA, '16
RB Seniorise Perry	FA, '16
WR Rashawn Scott	FA, '16
LB Chase Allen	FA, '17
CB Taveze Calhoun	FA, '17
G/T Jesse Davis	FA, '17
QB David Fales	FA, '17
P Matt Haack	FA, '17
WR Malcolm Lewis	FA, '17
DE Cameron Malveaux	FA, '17
CB Tory McTyer	FA, '17
WR Drew Morgan	FA, '17
WR Francis Owusu	FA, '17
RB Brandon Radcliff	FA, '17
T Eric Smith	FA, '17
S Maurice Smith	FA, '17
T Zach Sterup	FA, '17
DE Jonathan Woodard	FA, '17
DT Gabe Wright	FA, '17
CB Johnathan Alston	FA, '18
LB Cayson Collins	FA, '18
CB Jalen Davis	FA, '18
TE Gavin Escobar	FA, '18
LS Lucas Gravelle	FA, '18
C Connor Hilland	FA, '18
K Greg Joseph	FA, '18
T Roubbens Joseph	FA, '18
RB Buddy Howell	FA, '18
DE Claudy Mathieu	FA, '18
C Mike Matthews	FA, '18
DT Anthony Moten	FA, '18
LB Mike McCray	FA, '18
DT Jamiyus Pittman	FA, '18
DE Quincy Redmon	FA, '18
T David Steinmetz	FA, '18

TRADE (7)

WR Kenny Stills	T, '15 (N.O.)
LB Kiko Alonso	T, '16 (Phi.)
LB Stephone Anthony	T, '17 (NO)
DE William Hayes	T, '17 (LAR)
C Daniel Kilgore	T, '18 (SF)
DE Robert Quinn	T, '18 (LAR)
DT Akeem Spence	T, '18 (Det.)

2017 DOLPHINS STATISTICS

REGULAR SEASON RESULTS (6-10)

DATE	OPPONENT	SCORE	W/L	ATTENDANCE
9/17	at L.A. Chargers	19-17	W	25,381
9/24	at N.Y. Jets	6-20	L	77,562
10/1	NEW ORLEANS (London)	0-20	L	84,423
10/8	TENNESSEE	16-10	W	65,135
10/15	at Atlanta	20-17	W	70,593
10/22	N.Y. JETS	31-28	W	65,025
10/26	at Baltimore	0-40	L	70,408
11/5	OAKLAND	24-27	L	65,139
11/13	at Carolina	21-45	L	72,790
11/19	TAMPA BAY	20-30	L	65,089
11/26	at New England	17-35	L	65,878
12/3	DENVER	35-9	W	65,092
12/11	NEW ENGLAND	27-20	W	65,458
12/17	at Buffalo	16-24	L	62,202
12/24	at Kansas City	13-29	L	65,325
12/31	BUFFALO	16-22	L	65,571

TEAM STATISTICS

	DOLPHINS	OPPONENTS
TOTAL FIRST DOWNS	284	319
Rushing	66	88
Passing	187	190
Penalty	31	41
3rd Down: Made/Att	64/202	75/203
3rd Down Pct.	31.7%	36.9%
4th Down: Made/Att.....	7/24	2/8
4th Down Pct.	29.2%	25.0%
POSSESSION AVG.	29:25	30:35
TOTAL NET YARDS.....	4923	5371
Avg. Per Game	307.7	335.7
Total Plays.....	995	989
Avg. Per Play	4.9	5.4
NET YARDS RUSHING	1388	1768
Avg. Per Game	86.8	110.5
Total Rushes	360	431
NET YARDS PASSING	3535	3603
Avg. Per Game	220.9	225.2
Sacked/Yards Lost	33/257	30/185
Gross Yards.....	3792	3788
Attempts/Completions	602/373	528/339
Completion Pct.....	62.0%	64.2%
Had Intercepted	21	9
PUNTS/AVERAGE.....	83/44.5	76/45.8
NET PUNTING AVG.....	40.7	41.4
PENALTIES/YARDS.....	137/1154	122/1077
FUMBLES/BALLS LOST	23/8	21/6
TOUCHDOWNS	31	45
Rushing	4	14
Passing.....	24	26
Returns.....	3	5

Score By Quarters	1	2	3	4	OT	Total
DOLPHINS.....	41	67	71	102	0	281
OPPONENTS.....	71	148	94	80	0	393

RUSHING

	NO.	YDS.	AVG.	LG	TD
Drake	133	644	4.8	66t	3
Ajayi	138	465	3.4	21	0
Williams	46	181	3.9	69	0
Cutler	19	32	1.7	9	0
Perry	8	30	3.8	12	0
Gray	5	14	2.8	5	0
Grant	3	12	4.0	7	0
Moore	3	9	3.0	7	0
Fales	4	8	2.0	3	1
Landry	1	-7	-7.0	-7	0
DOLPHINS	360	1388	3.9	69	4
OPPONENTS	431	1768	4.1	69	14

PASSING

	ATT.	COMP.	YDS.	PCT.	TD	INT.	LG	SACK/ LOST	RATING
Cutler.....	429	266	2666	62.0	19	14	65t	20/154	80.8
Moore	127	78	861	61.4	4	5	61t	12/95	75.6
Fales	43	29	265	67.4	1	1	26	1/8	82.0
Landry	1	0	0	0.0	0	0	0	0/0	39.6
Haack.....	1	0	0	0.0	0	1	0	0/0	0.0
Gray.....	1	0	0	0.0	0	0	0	0/0	39.6
DOLPHINS	602	373	3792	62.0	24	21	65t	33/257	78.7
OPPONENTS 528	339	3788	64.2	26	9	69t	30/185	94.8	

RECEIVING

	NO.	YDS.	AVG.	LG	TD
Landry	112	987	8.8	49	9
Stills	58	847	14.6	61t	6
Parker.....	57	670	11.8	36	1
J. Thomas	41	388	9.5	27	3
Drake	32	239	7.5	47	1
Williams	20	155	7.8	24	1
Ajayi	14	67	4.8	15	0
Grant	13	203	15.6	65t	2
Fasano	12	107	8.9	29	1
Carroo	7	69	9.9	21	0
D. Smith.....	3	27	9.0	13	0
Derby.....	2	20	10.0	11	0
Gray	1	10	10.0	10	0
Perry	1	3	3.0	3	0
DOLPHINS	373	3792	10.2	65t	24
OPPONENTS	339	3788	11.2	69t	26

INTERCEPTIONS

	NO.	YDS.	AVG.	LG	TD
Howard	4	71	17.8	30t	1
Jones	2	15	7.5	15	0
McCain	2	6	3.0	6	0
McDonald	1	7	7.0	7	0
DOLPHINS	9	99	11.0	30t	1
OPPONENTS	21	375	17.9	65t	3

PUNTING

	NO.	YDS.	AVG.	NET	TB	IN 20	LG	BLK
Haack.....	83	3695	44.5	40.7	5	30	64	0
DOLPHINS	83	3695	44.5	40.7	5	30	64	0
OPPONENTS	76	3477	45.8	41.4	3	31	71	1

PUNT RETURNS

	RET.	FC	YDS.	AVG.	LG	TD
Grant	25	11	190	7.6	27	0
Landry	12	3	81	6.8	16	0
DOLPHINS	37	14	271	7.3	27	0
OPPONENTS	35	20	220	6.3	23	0

KICKOFF RETURNS

	NO.	YDS.	AVG.	LG	TD
Grant	21	479	22.8	31	0
Perry.....	10	202	20.2	37	0
Drake	7	147	21.0	34	0
Derby.....	1	11	11.0	11	0
Landry	1	-5	-5.0	-5	0
TEAM	40	834	20.9	37	0
OPPONENTS	34	665	19.6	36	0

FIELD GOALS

	1-19	20-29	30-39	40-49	50+	TOTALS
Parkey	0/0	6/6	8/8	6/7	1/2	21/23
DOLPHINS	0/0	6/6	8/8	6/7	1/2	21/23
OPPONENTS	0/0	4/4	10/10	10/17	3/4	27/35

SCORING

	TOTAL	TDR	TDP	TDRt	PAT	FG	S	2-PT	TP
Parkey	0	0	0	0	26/29	21/23	0	0	89
Landry	9	0	9	0	0/0	0/0	0	0	54
Stills	6	0	6	0	0/0	0/0	0	0	36
Drake	4	3	1	0	0/0	0/0	0	1	26
J. Thomas	3	0	3	0	0/0	0/0	0	0	18
Jones	2	0	0	2	0/0	0/0	0	0	12
Grant	2	0	2	0	0/0	0/0	0	0	12
Howard	1	0	0	1	0/0	0/0	0	0	6
Parker.....	1	0	1	0	0/0	0/0	0	0	6
Fasano	1	0	1	0	0/0	0/0	0	0	6
D. Williams.....	1	0	1	0	0/0	0/0	0	0	6
Fales	1	1	0	0	0/0	0/0	0	0	6
Perry	0	0	0	0	0/0	0/0	1	0	2
DOLPHINS	31	4	24	3	26/29	21/23	2	1	281
OPPONENTS	45	14	26	5	42/42	27/35	0	0	393

TWO-POINT CONVERSIONS

Drake 1.

DOLPHINS 1-2, OPPONENTS 0-3

DEFENSIVE TWO-POINT CONVERSIONS

None.

DOLPHINS 0, OPPONENTS 0

SACKS

Wake 10.5, Branch 4.5, Suh 4.5, Phillips 2.0, Harris 2.0, Jones 1.5, McCain 1.0, Howard 1.0, Malveaux 1.0, Hayes 1.0, Alonso 1.0.

DOLPHINS 30.0, OPPONENTS: 33.0

2017 DEFENSIVE STATISTICS

PLAYER	SOLO	ASST	TOT	SACKS/YDS	TFL	QBH	INT	PD	FF	FR
Jones	94	28	122	1.5/4.5	6	1	2	5	0	3
Alonso	79	36	115	1.0/0.0	6	5	0	1	2	0
Timmons	58	26	84	0.0/0.0	5	3	0	3	0	0
Howard	42	6	48	1.0/11.0	3	1	4	13	0	0
Suh	29	19	48	4.5/17.0	9	12	0	2	2	0
McCain	33	12	45	1.0/13.0	3	1	2	7	0	0
McDonald	31	14	45	0.0/0.0	2	0	1	3	0	0
Godchaux	26	14	40	0.0/0.0	1	3	0	1	1	0
Wake	26	10	36	10.5/72.0	12	27	0	0	0	0
C. Allen	24	9	33	0.0/0.0	1	0	0	0	0	0
Tankersley	24	7	31	0.0/0.0	1	0	0	7	0	0
Hull	19	7	26	0.0/0.0	1	1	0	0	0	1
Mauluga	14	9	23	0.0/0.0	1	0	0	0	0	0
Branch	12	11	23	4.5/18.5	5	8	0	1	0	0
N. Allen	14	6	20	0.0/0.0	0	0	0	1	0	0
Harris	15	4	19	2.0/11.0	5	12	0	2	0	1
Hayes	14	5	19	1.0/8.0	4	5	0	0	0	0
Taylor	11	7	18	0.0/0.0	1	1	0	1	0	0
Phillips	10	6	16	2.0/22.0	4	6	0	3	0	0
M. Thomas	9	7	16	0.0/0.0	1	0	0	1	0	0
Anthony	12	3	15	0.0/0.0	1	1	0	0	0	0
Fede	7	3	10	0.0/0.0	0	1	0	0	0	1
Maxwell	8	0	8	0.0/0.0	0	0	0	0	1	0
Verner	7	1	8	0.0/0.0	0	0	0	4	1	0
Malveaux	4	1	5	1.0/8.0	3	1	0	0	0	0
Aikens	2	0	2	0.0/0.0	0	0	0	0	0	0
Lucas	2	0	2	0.0/0.0	0	0	0	0	0	0
Smith	1	0	1	0.0/0.0	0	0	0	1	0	0
Wright	1	0	1	0.0/0.0	0	0	0	1	0	0
McTyer	1	0	1	0.0/0.0	0	0	0	0	0	0

NOTE: Special teams and miscellaneous tackles not included above.

DEFENSIVE TOUCHDOWNS: Jones 38-yard fumble return vs. Tennessee (10/8), Jones 14-yard fumble return at New England (11/26), Howard 30-yard interception return vs. Denver (12/3).

MISCELLANEOUS TACKLES: Landry 6, Stills 3, J. Thomas 2, Bushrod 1, Derby 1, Drake 1, Fasano 1, James 1, Larsen 1, Parker 1, Pouncey 1.

MISCELLANEOUS FUMBLE RECOVERIES: Cutler 6, Landry 2, James 1, Perry 1, J. Thomas 1.

SACKS:

Wake (10.5) – 1 at N.Y. Jets (9/24), 1 vs. New Orleans (10/1), 0.5 vs. Tennessee (10/8), 1 at Atlanta (10/15), 2.5 vs. N.Y. Jets (10/22), 1 vs. Tampa Bay (11/19), 1 at New England (11/26), 1 at Buffalo (12/17), 1.5 vs. Buffalo (12/31).

Branch (4.5) – 1 at N.Y. Jets (9/24), 2 vs. Tennessee (10/8), 1 vs. Denver (12/3) and 0.5 vs. Buffalo (12/31).

Suh (4.5) – 1 vs. Tennessee (10/8), 1 at Atlanta (10/15), 0.5 vs. N.Y. Jets (10/22), 1 vs. Oakland (11/5), 1 vs. New England (12/11).

Harris (2.0) – 1 vs. Tennessee (10/8), 1 at Kansas City (12/24).

Phillips (2.0) – 1 vs. Denver (12/3), 1 vs. New England (12/11).

Jones (1.5) – 0.5 vs. Tennessee (10/8), 1 vs. Buffalo (12/31).

Alonso (1.0) – 1 vs. Tennessee (10/8).

Hayes (1.0) – 1 at L.A. Chargers (9/17).

Howard (1.0) – 1 at Buffalo (12/17).
 Malveaux (1.0) – 1 vs. Buffalo (12/31).
 McCain (1.0) – 1 vs. Denver (12/3).

INTERCEPTIONS:

Howard (4) – 2 vs. Denver (12/3), 2 vs. New England (12/11).
 Jones (2) – 1 at Atlanta (10/15), 1 vs. Oakland (11/5).
 McCain (2) – 1 vs. N.Y. Jets (10/22), 1 at New England (11/26).
 McDonald (1) – 1 vs. Denver (12/3).

2017 SPECIAL TEAMS STATISTICS

PLAYER	SOLO	ASST.	TOTAL	FUM. FOR.	FUM. REC.	BLOCK FG	BLOCK PATs	BLOCK PUNTS
M. Thomas	7	4	11	0	0	0	0	0
Hull	8	1	9	0	0	0	0	0
Perry	6	3	9	0	0	0	0	0
Verner	5	2	7	0	0	0	0	0
Aikens	4	3	7	1	0	0	0	0
C. Allen	5	2	7	1	0	0	0	0
Drake	4	1	5	0	0	0	0	0
Fede	4	1	5	0	0	0	0	1
Lucas	2	2	4	0	0	0	0	0
McCain	3	0	3	0	0	0	0	0
Denney	1	1	2	0	0	0	0	0
Williams	1	0	1	0	0	0	0	0
Gray	1	0	1	0	0	0	0	0
Haack	1	0	1	0	0	0	0	0
Hewitt	1	0	1	0	0	0	0	0
Landry	1	0	1	0	0	0	0	0
Parkey	1	0	1	0	0	0	0	0
March-Lillard	0	1	1	0	0	0	0	0
McTyer	0	1	1	0	0	0	0	0
Grant	0	1	1	0	2	0	0	0
Taylor	0	0	0	0	0	2	0	0

LIGHTS, CAMERA, HARD ROCK STADIUM

Hard Rock Stadium has not only been host to championship sporting events, the venue has also served as a backdrop to some of the most popular films of the past quarter century. Those motion pictures shot at the stadium include *Ace Ventura: Pet Detective*, which starred Jim Carrey and Courteney Cox and featured Dolphins great Dan Marino as himself; *Marley and Me*, starring Owen Wilson and Jennifer Aniston; the Oliver Stone-directed *Any Given Sunday* starring Al Pacino, Jamie Foxx and Dennis Quaid, and *Rock of Ages*, in which the scene filmed at the stadium included actors Tom Cruise, Julianne Hough, Russell Brand and Alec Baldwin.

Hard Rock Stadium served as a backdrop to an episode of the television show *Seinfeld* titled *The Label Maker* in which Jerry and Newman attend Super Bowl XXIX. Additionally, parts of the opening of the HBO television series *Arli\$\$* were shot on the field during a Dolphins game. Hard Rock Stadium also played a role in episodes of television shows *Man Caves*, with former NFL defensive tackle Tony Siragusa and *Designing Spaces*, the Big Game Bubba Burgers edition.

Commercials for products such as Pepsi, Bud Light, Omega Watches, Just for Men, Margaritaville products, Gatorade, Papa Johns and Equinox, were also filmed at Hard Rock Stadium.

2017 STATISTICAL BESTS

DOLPHINS INDIVIDUAL

RUSHING

Attempts	28	Jay Ajayi at L.A. Chargers, 9/17
Yards	130	Jay Ajayi at Atlanta, 10/15/17
Touchdowns.....	1	David Fales vs. Buffalo, 12/31
		Kenyan Drake at Buffalo, 12/17
		Kenyan Drake vs. Denver, 12/3
		Kenyan Drake at Carolina, 11/13
Yards by Quarterback	9	Matt Moore at New England, 11/26
		Jay Cutler vs. N.Y. Jets, 9/24
Longest Run from Scrimmage	69	Damien Williams vs. Tampa Bay, 11/19
Longest Run from Scrimmage for TD...	66t	Kenyan Drake at Carolina, 11/13

PASSING

Attempts	49	Jay Cutler at Buffalo, 12/17
Completions	34	Jay Cutler vs. Oakland, 11/5
Yards	311	Jay Cutler vs. Oakland, 11/5
Touchdowns.....	3	Jay Cutler vs. New England, 12/11
		Jay Cutler vs. Oakland, 11/5
Completion Percentage (min. 20 att.) ..	81	Jay Cutler vs. Oakland, 11/5
Interceptions	3	Jay Cutler at Buffalo, 12/17
		Jay Cutler vs. Tampa Bay, 11/19
Longest Completion	65t	Jay Cutler at Kansas City, 12/24
Longest Completion for TD	65t	Jay Cutler at Kansas City, 12/24
Passer Rating (min. 20 att.)	121.3	Jay Cutler vs. Oakland, 11/5

RECEIVING

Receptions	13	Jarvis Landry at L.A. Chargers, 9/17
Yards	180	Kenny Stills vs. Tampa Bay, 11/19
Touchdowns.....	2	Jarvis Landry vs. New England, 12/11
		Kenny Stills vs. N.Y. Jets, 10/22
Longest Reception.....	65t	Jakeem Grant at Kansas City, 12/24
Longest Reception by Running Back....	47	Kenyan Drake vs. New England, 12/11
Yards by Running Back	79	Kenyan Drake vs. New England, 12/11

TOTAL YARDS FROM SCRIMMAGE...

193	Kenyan Drake vs. New England, 12/11
-----	-------------------------------------

DEFENSE

TACKLES

Total	15	Reshad Jones at Kansas City, 12/24
Solo	10	Reshad Jones at Kansas City, 12/24
		Reshad Jones at New England, 11/26

INTERCEPTIONS

Total	2	Xavien Howard vs. Denver, 12/3
		Xavien Howard vs. New England, 12/11
Longest Return	30t	Xavien Howard vs. Denver, 12/3
Longest Return for TD	30t	Xavien Howard vs. Denver, 12/3

FUMBLES

Total Forced	1	Alterraun Verner at New England, 11/26
		Ndamukong Suh vs. Oakland, 11/5
		Kiko Alonso vs. Oakland, 11/5
		Davon Godchaux vs. Tennessee, 10/8
		Kiko Alonso vs. Tennessee, 10/8
		Byron Maxwell at N.Y. Jets, 9/24
		Ndamukong Suh at N.Y. Jets, 9/24
Total Recovered.....	2	Reshad Jones vs. Tennessee, 10/8

SACKS

Total	2.5	Cameron Wake vs. N.Y. Jets, 10/22
Yards Lost	24	Cameron Wake vs. N.Y. Jets, 10/22

SPECIAL TEAMS

Field Goals Made	4	Cody Parkey at L.A. Chargers, 9/17
Field Goal Attempts	4	Cody Parkey at L.A. Chargers, 9/17
Longest Field Goal Made	54	Cody Parkey at L.A. Chargers, 9/17
Longest Field Goal Attempt	54	Cody Parkey at L.A. Chargers, 9/17
Punts	9	Matt Haack vs. Denver, 12/3 Matt Haack vs. Tennessee, 10/8
Longest Punt, yards	64	Matt Haack vs. Tampa Bay, 11/19 64 Matt Haack at N.Y. Jets, 9/24
Highest Gross Punting Average (min. 4 punts)	51	Matt Haack vs. Tennessee, 10/8
Highest Net Punting Average (min. 4 punts)	49.4	Matt Haack vs. Tennessee, 10/8
Most Punt Returns	4	Jakeem Grant vs. Denver, 12/3 Jarvis Landry vs. Tennessee, 10/8
Most Punt Return Yards	61	Jakeem Grant vs. Denver, 12/3
Highest Punt Return Average (min. 3 returns)	15.3	Jakeem Grant vs. Denver, 12/3
Longest Punt Return	27	Jakeem Grant vs. Denver, 12/3
Most Kickoff Returns	4	Jakeem Grant at New England, 11/26 Seniorise Perry at Carolina, 11/13
Most Kickoff Return Yards	97	Jakeem Grant at New England, 11/26
Highest Kickoff Return Average (min. 3 returns)	27	Jakeem Grant vs. Tampa Bay, 11/19
Longest Kickoff Return	37	Seniorise Perry vs. Buffalo, 12/31

OPPONENTS INDIVIDUAL

RUSHING

Attempts	29	Kareem Hunt at Kansas City, 12/24
Yards	113	Alex Collins at Baltimore, 10/26
Touchdowns	2	Marshawn Lynch vs. Oakland, 11/5
Yards by Quarterback	95	Cam Newton at Carolina, 11/13
Longest Run from Scrimmage	69	Cam Newton at Carolina, 11/13
Longest Run from Scrimmage for TD ...	22t	Marshawn Lynch vs. Oakland, 11/5

PASSING

Attempts	43	Tom Brady vs. New England, 12/11
Completions	31	Philip Rivers at L.A. Chargers, 9/17
Yards	331	Philip Rivers at L.A. Chargers, 9/17
Touchdowns	4	Tom Brady at New England, 11/26 4 Cam Newton at Carolina, 11/13
Completion Percentage (min. 20 att.) .	79.5	Philip Rivers at L.A. Chargers, 9/17
Interceptions	3	Trevor Siemian vs. Denver, 12/3
Longest Completion	69t	Josh McCown at N.Y. Jets, 9/24
Longest Completion for TD	69t	Josh McCown at N.Y. Jets, 9/24
Passer Rating (min. 20 att.)	126.3	Josh McCown at N.Y. Jets, 9/24

RECEIVING

Receptions	10	Alvin Kamara vs. New Orleans, 10/1
Yards	126	Jared Cook vs. Oakland, 11/5
Touchdowns	2	Rob Gronkowski at New England, 11/26 Devin Funchess at Carolina, 11/13
Longest Reception	69t	Robby Anderson vs. N.Y. Jets, 9/24
Longest Reception by Running Back ...	31	Bilal Powell vs. N.Y. Jets, 10/22
Yards by Running Back	71	Alvin Kamara vs. New Orleans, 10/1

TOTAL YARDS FROM SCRIMMAGE ...	143	Alex Collins at Baltimore, 10/26
---------------------------------------	-----	----------------------------------

DEFENSE

TACKLES

Total	12	Preston Brown vs. Buffalo, 12/31 Demario Davis at N.Y. Jets, 9/24 Jatavis Brown at L.A. Chargers, 9/17
Solo	11	Demario Davis at N.Y. Jets, 9/24

INTERCEPTIONS

Total	2	Terrence Brooks at N.Y. Jets, 9/24/17
Longest Return	65t	Justin Simmons vs. Denver, 12/3
Longest Return for TD	65t	Justin Simmons vs. Denver, 12/3

FUMBLES

Total Forced	1	E.J. Gaines vs. Buffalo, 12/31 Marcus Peters at Kansas City, 12/24 Derrick Johnson at Kansas City, 12/24 Cap Capi at Buffalo, 12/17 Bradley Roby vs. Denver, 12/3 Malcolm Butler at New England, 11/26 Trey Flowers at New England, 11/26 Ryan Smith vs. Tampa Bay, 11/19 Chris Conte vs. Tampa Bay, 11/19 Bruce Irvin vs. Oakland, 11/5 Darron Lee vs. N.Y. Jets, 10/22 Adoree' Jackson vs. Tennessee, 10/8 Cameron Jordan vs. New Orleans, 10/1 Marshon Lattimore vs. New Orleans, 10/1
Total Recovered.....	1	Ron Parker at Kansas City, 12/24 Marcus Peters at Kansas City, 12/24 Bradley Roby vs. Denver, 12/3 Patrick Chung at New England, 11/26 Adarius Glanton vs. Tampa Bay, 11/19 Ryan Smith vs. Tampa Bay, 11/19 TJ Carrie vs. Oakland, 11/5 Kevin Byard vs. Tennessee, 10/8

SACKS

Total.....	2	Trey Flowers at New England, 11/26 Elandon Roberts at New England, 11/26
Yards Lost	16	Trey Flowers at New England, 11/26

SPECIAL TEAMS

Field Goals Made	5	Harrison Butker at Kansas City, 12/24
Field Goal Attempts	6	Harrison Butker at Kansas City, 12/24
Longest Field Goal Made.....	55	Justin Tucker at Baltimore, 10/26
Longest Field Goal Attempt.....	59	Matt Bryant at Atlanta, 10/15
Punts	10	Brett Kern vs. Tennessee, 10/8
Longest Punt, yards	71	Brett Kern vs. Tennessee, 10/8
Highest Gross Punting Average (min. 4 punts)	54.9	Brett Kern vs. Tennessee, 10/8
Highest Net Punting Average (min. 4 punts)	50.2	Brett Kern vs. Tennessee, 10/8
Most Punt Returns	7	Brett Kern vs. Tennessee, 10/8
Most Punt Return Yards.....	56	Riley Dixon vs. Denver, 12/3
Highest Punt Return Average (min. 3 returns)	8.7	Ted Ginn Jr. vs. New Orleans, 10/1
Longest Punt Return	23	Travis Benjamin at L.A. Chargers, 9/17
Most Kickoff Returns.....	3	Akeem Hunt at Kansas City, 12/24 Brandon Tate at Buffalo, 12/17 Dion Lewis vs. New England, 12/11 Austin Ekeler at L.A. Chargers, 9/17
Most Kickoff Return Yards	76	Akeem Hunt at Kansas City, 12/24
Highest Kickoff Return Average (min. 3 returns)	25.3	Akeem Hunt at Kansas City, 12/24
Longest Kickoff Return	36	Akeem Hunt at Kansas City, 12/24

DOLPHINS TEAM

FIRST DOWNS

	HIGHS	LOWS
Total	25 vs. N.Y. Jets, 10/22	11 vs. New Orleans, 10/1
Rushing	7 at Buffalo, 12/17 7 at Atlanta, 10/15	0 at N.Y. Jets, 9/24
Passing	16 vs. N.Y. Jets, 10/22 7 vs. New Orleans, 10/8	7 vs. Tennessee, 10/8
Penalty	6 vs. N.Y. Jets, 10/22	0 at Kansas City, 12/24 0 vs. Tennessee, 10/8

TOTAL NET YARDS

Total	448 vs. Tampa Bay, 11/19	178 vs. Tennessee, 10/8
-------------	--------------------------	-------------------------

RUSHING

Attempts	32 at L.A. Chargers, 9/17	15 vs. New Orleans, 10/1
		15 at N.Y. Jets, 9/24
Yards	145 vs. Denver, 12/3	30 at N.Y. Jets, 9/24
Average	5.9 at Carolina, 11/13	2 at N.Y. Jets, 9/24
Touchdowns	1 Four times, (last: vs. Buffalo, 12/31)	0 12 times, (last: at Kansas City, 12/24)

PASSING

Attempts	49 at Buffalo, 12/17	27 vs. Tennessee, 10/8
Completions	34 vs. Oakland, 11/5	12 vs. Tennessee, 10/8
Interceptions	3 at Buffalo, 12/17	0 Four times (last: at Kansas City, 12/24)
	3 vs. Tampa Bay, 11/19	78 vs. Tennessee, 10/8
Net Yards	365 vs. Tampa Bay, 11/19	0 Three times (last: at Buffalo, 12/17)
Touchdowns	4 vs. N.Y. Jets, 10/22	47.2 at Baltimore, 10/26
		44.4 vs. Tennessee, 10/8
Passer Rating	121.3 vs. Oakland, 11/5	0 Three times (last: at Kansas City, 12/24)
Completion Percentage	81 vs. Oakland, 11/5	0 Four times (last: at Kansas City, 12/24)
Times Sacked	7 at New England, 11/26	
Yards Lost	61 at New England, 11/26	

PUNTS

Total	9 vs. Denver, 12/3	2 Three times (last: at Kansas City, 12/24)
	9 vs. Tennessee, 10/8	59 at Kansas City, 12/24
Yards	459 vs. Tennessee, 10/8	34 at Kansas City, 12/24
Long	64 vs. Tampa Bay, 11/19	
	64 at N.Y. Jets, 9/24	29.5 at Kansas City, 12/24
Gross Average	53 vs. Tampa Bay, 11/19	29 at Kansas City, 12/24
Net Average	49.5 vs. Tampa Bay, 11/19	29 at L.A. Chargers, 9/17
Returns	5 vs. New England, 12/11	0 at Atlanta, 10/15
Return Yards	37 vs. New England, 12/11	-3 vs. Denver, 12/3
Return Average	23 at L.A. Chargers, 9/17	-3 vs. Denver, 12/3

PENALTIES

Total	17 vs. Tampa Bay, 11/19	4 at Atlanta, 10/15
Yards	145 vs. Buffalo, 12/31	23 vs. Tennessee, 10/8
		23 at L.A. Chargers, 9/17

FUMBLES

Total	4 at Buffalo, 12/17	0 Four times (last: at Carolina, 11/14)
	4 vs. Tampa Bay, 11/19	0 10 times (last: vs. Buffalo, 12/31)
Lost	2 at Kansas City, 12/24	
	2 vs. Tampa Bay, 11/19	

TIME OF POSSESSION

Game	36:09 vs. New England, 12/11	22:07 at Kansas City, 12/24
------------	------------------------------	-----------------------------

OPPONENTS TEAM

FIRST DOWNS

	HIGHS	LOWS
Total	30 at Carolina, 11/13	14 Three times (last: vs. New England, 12/11)
Rushing	12 at Carolina, 11/13	2 vs. New England, 12/11
		2 vs. Tampa Bay, 11/19
Passing	19 at L.A. Chargers, 9/17	7 vs. Baltimore, 10/26
Penalty	5 at Buffalo, 12/31	1 vs. Denver, 12/3
	5 at New England, 11/26	1 vs. Atlanta, 10/15

TOTAL NET YARDS

Total	548 at Carolina, 11/13	188 vs. Tennessee, 10/8
-------------	------------------------	-------------------------

RUSHING

Attempts	40	at Baltimore, 10/26	10	vs. New England, 12/11
Yards	294	at Carolina, 11/13	25	vs. New England, 12/11
Average	8.2	at Carolina, 11/13	2.2	vs. Tampa Bay, 11/19
Touchdowns	2	Three times (last: at Buffalo, 12/17)	0	Five times (last: vs. at Denver, 12/3)

PASSING

Attempts	43	vs. New England, 12/11	22	at Baltimore, 10/26
Completions	31	at L.A. Chargers, 9/17	13	at Baltimore, 10/26
Interceptions	3	vs. Denver, 12/3	0	10 times (last: vs. Buffalo, 12/31)
Net Yards	323	at L.A. Chargers, 9/17	119	vs. Tennessee, 10/8
Touchdowns	4	at New England, 11/26	0	vs. Denver, 12/3
	4	at Carolina, 11/13		
Passer Rating	126.3	at N.Y. Jets, 9/24	30.5	vs. Denver, 12/3
Completion Percentage	79.5	at L.A. Chargers, 9/17	46.3	vs. Denver, 12/3
Times Sacked	6	vs. Tennessee, 10/8	0	at Carolina, 11/13
			0	at Baltimore, 10/26
			0	at Carolina, 11/13
Yards Lost	33	vs. Denver, 12/3	0	at Baltimore, 10/26

PUNTS

Total	10	vs. Tennessee, 10/8	1	at Kansas City, 12/24
Yards	549	vs. Tennessee, 10/8	49	at Kansas City, 12/24
Long	71	vs. Tennessee, 10/8	43	at Carolina, 11/13
Gross Average	54.9	vs. Tennessee, 10/8	39.3	vs. Atlanta, 10/15
Net Average	50.2	vs. Tennessee, 10/8	31.6	vs. Denver, 12/3
Returns	7	vs. Tennessee, 10/8	0	at Kansas City, 12/24
			0	at Carolina, 11/13
Return Yards	56	vs. Denver, 12/3	0	at Kansas City, 12/24
			0	vs. New England, 11/26
			0	vs. Carolina, 11/13
Return Average	16.5	at Buffalo, 12/17	0	at New England, 11/26

PENALTIES

Total	12	vs. N.Y. Jets, 10/22	3	at Buffalo, 12/17
Yards	124	vs. N.Y. Jets, 10/22	28	at Buffalo, 12/17

FUMBLES

Total	4	at New England, 11/26	0	Six times (last: vs. Buffalo, 12/31)
Lost	2	vs. Tennessee, 10/8	0	11 times (last: vs. Buffalo, 12/31)

TIME OF POSSESSION

Game	37:53	at Kansas City, 12/24	23:51	vs. New England, 12/11
------------	-------	-----------------------	-------	------------------------

IN 2017 MIAMI WAS:

4-1	when leading after the 1st quarter	2-6	in road games
3-0	when leading after the 2nd quarter	1-0	when playing in domes
2-0	when leading after the 3rd quarter	5-10	when playing outdoors
2-6	when behind after the 1st quarter	1-3	when playing on artificial turf
3-10	when behind after the 2nd quarter	5-7	when playing on natural grass
3-10	when behind after the 3rd quarter	2-4	after winning the coin toss
5-0	when Miami scores first	3-2	when scoring 21 points or more
5-6	when opponent scores first	3-8	when yielding 20 points or less
0-0	when tied at halftime	0-0	in overtime contests
4-4	in home games		

DRIVE PRODUCTION

	POSS	TD	FGM	FGA	PUNT	INT	FUM	DWNS	TIME	SAF
Dolphins	189	28	21	23	83	21	7	15	12	0
Opponents	186	41	27	35	76	9	6	6	12	1

RED ZONE PRODUCTION

	POSS	TD	FGM	FGA	INT	FUM	DWNS	TIME	RZ PLAYS	RZ RUSH	RZ PASS
Dolphins	38	20	13	14	3	0	1	0	101	27	74
Opponents	51	32	15	17	0	0	1	1	118	62	56

GAME	TAKEAWAYS			GIVEAWAYS			DIFF	W/L
	INT	FMBL	TOT	INT	FMBL	TOT		
at L.A. Chargers	0	0	0	0	0	0	0	W
at N.Y. Jets	0	1	1	2	0	2	-1	L
NEW ORLEANS	0	0	0	1	0	1	-1	L
TENNESSEE	0	2	2	1	1	2	0	W
at Atlanta	1	0	1	1	0	1	0	W
N.Y. JETS	1	1	2	2	0	2	0	W
at Baltimore	0	0	0	2	0	2	-2	L
OAKLAND	1	1	2	0	1	1	1	L
at Carolina	0	0	0	1	0	1	-1	L
TAMPA BAY	0	0	0	3	2	5	-5	L
at New England	1	1	2	2	1	3	-1	L
DENVER	3	0	3	2	1	3	0	W
NEW ENGLAND	2	0	2	0	0	0	2	W
at Buffalo	0	0	0	3	0	3	-3	L
at Kansas City	0	0	0	0	2	2	-2	L
BUFFALO	0	0	0	1	0	1	-1	L
TOTAL	9	6	15	21	8	29	-14	

BLOCKS

	FGs	PATs	PUNTS	TOTAL
By Dolphins	2	0	1	3
By Opponents	0	0	0	0

DOLPHINS BIG PLAYS

PASSING (25-yards and longer)

65t	J. Cutler to J. Grant at Kansas City, 12/24
61t	M. Moore to K. Stills vs. Tampa Bay, 11/19
49	M. Moore to J. Landry vs. Tampa Bay, 11/19
47	J. Cutler to K. Drake vs. New England, 12/11
45	M. Moore to K. Stills vs. Tampa Bay, 11/19
36	J. Cutler to D. Parker at Buffalo, 12/17
36	J. Cutler to K. Stills vs. N.Y. Jets, 10/22
36	J. Cutler to D. Parker at L.A. Chargers, 9/17
34	J. Cutler to D. Parker at Kansas City, 12/24
31	J. Cutler to D. Parker at L.A. Chargers, 9/17
29	J. Cutler to A. Fasano vs. Denver, 12/3
29	M. Moore to J. Landry vs. N.Y. Jets, 10/22
29t	J. Cutler to K. Stills at L.A. Chargers, 9/17
28	M. Moore to K. Stills at New England, 11/26
28	M. Moore to K. Stills at Baltimore, 10/26
28t	M. Moore to K. Stills vs. N.Y. Jets, 10/22
27	J. Cutler to J. Thomas vs. Oakland, 11/5
26	D. Fales to J. Landry vs. Buffalo, 12/31
26	J. Cutler to J. Grant at Kansas City, 12/24
26	J. Cutler to K. Stills vs. Tampa Bay, 11/19
26	J. Cutler to D. Parker vs. Oakland, 11/5
26	J. Cutler to D. Parker at N.Y. Jets, 9/24
25t	J. Cutler to J. Grant vs. New England, 12/11
25	J. Cutler to J. Landry vs. Denver, 12/3
25	J. Cutler to J. Thomas vs. N.Y. Jets, 10/22

RUSHING (15-yards and longer)

69	D. Williams vs. Tampa Bay, 11/19
66t	K. Drake at Carolina, 11/13
42t	K. Drake vs. Denver, 12/3
42	K. Drake vs. Oakland, 11/5
32	K. Drake vs. Buffalo, 12/31
31	K. Drake at Buffalo, 12/17
31	K. Drake vs. New England, 12/11
26	K. Drake vs. New England, 12/11
21	J. Ajayi at Baltimore, 10/26
20	J. Ajayi at L.A. Chargers, 9/17
19	K. Drake at Buffalo, 12/17
18	K. Drake at Kansas City, 12/24
18	J. Ajayi at Atlanta, 10/15
18	J. Ajayi at Atlanta, 10/15
18	J. Ajayi at Atlanta, 10/15
15	J. Ajayi at Atlanta, 10/15
15	J. Ajayi vs. New Orleans, 10/1

OPPONENTS BIG PLAYS

PASSING (25-yards and longer)

69t J. McCown to R. Anderson at N.Y. Jets, 9/24
52 A. Smith to T. Hill at Kansas City, 12/24
44t D. Carr to J. Holton vs. Oakland, 11/5
40t M. Ryan to M. Hall at Atlanta, 10/15
39 T. Brady to P. Dorsett at New England, 11/26
38 T. Brady to B. Cooks vs. New England, 12/11
37 T. Brady to B. Cooks at New England, 11/26
36 T. Siemian to V. Green vs. Denver, 12/3
35 A. Smith to O. Charles at Kansas City, 12/24
35 D. Carr to J. Cook vs. Oakland, 11/5
34t J. Flacco to J. Maclin at Baltimore, 10/26
33 A. Smith to T. Hill at Kansas City, 12/24
32t C. Newton to D. Funchess at Carolina, 11/13
31 J. McCown to B. Powell vs. N.Y. Jets, 10/22
31 D. Brees to B. Coleman vs. New Orleans, 10/1
30 D. Brees to M. Thomas vs. New Orleans, 10/1
29 T. Taylor to C. Clay at Buffalo, 12/17
29 R. Fitzpatrick to M. Evans vs. Tampa Bay, 11/19
29 D. Carr to S. Roberts vs. Oakland, 11/5
29t J. McCown to J. Kearse vs. N.Y. Jets, 10/22
28t C. Newton to D. Funchess at Carolina, 11/13
27 D. Carr to J. Cook vs. Oakland, 11/5
27 J. Flacco to A. Collins at Baltimore, 10/26
26t T. Taylor to N. O'Leary vs. Buffalo, 12/31
26 T. Brady to D. Amendola vs. New England, 12/11
26 D. Carr to A. Cooper vs. Oakland, 11/5
26 J. McCown to E. Tomlinson vs. N.Y. Jets, 10/22
25 A. Smith to C. West at Kansas City, 12/24
25 T. Taylor to N. O'Leary at Buffalo, 12/17
25 T. Siemian to C. Anderson vs. Denver, 12/3

RUSHING (15-yards and longer)

69 C. Newton at Carolina, 11/13
44 D. Freeman at Atlanta, 10/15
43 C. Artis-Payne at Carolina, 11/13
26 B. Oliver at L.A. Chargers, 9/17
25 M. Murphy vs. Buffalo, 12/31
25 D. Lewis at New England, 11/26
25 D. Lewis at New England, 11/26
25 B. Powell vs. N.Y. Jets, 10/22
24 K. Hunt at Kansas City, 12/24
22 R. Burkhead at New England, 11/26
22 D. Lewis at New England, 11/26
22t M. Lynch vs. Oakland, 11/5
20 T. Coleman at Atlanta, 10/15
19 A. Collins at Baltimore, 10/26
19 A. Collins at Baltimore, 10/26
18 T. Taylor vs. Buffalo, 12/31
18 J. Stewart at Carolina, 11/13
17 T. Taylor at Buffalo, 12/17
16 M. Tolbert vs. Buffalo, 12/31
16 C. McCaffrey at Carolina, 11/13
16 J. Stewart at Carolina, 11/13
15 T. Siemian vs. Denver, 12/3
15 J. Stewart at Carolina, 11/13
15 M. Forte vs. N.Y. Jets, 10/22

DOLPHINS BIG GAMES

100-YARD RUSHERS

130 J. Ajayi at Atl., 10/15
122 J. Ajayi at LAC, 9/17
120 K. Drake vs. Den., 12/3
114 K. Drake vs. NE, 12/11

100-YARD RECEIVERS

180 K. Stills vs. TB, 11/19
107 J. Grant at KC, 12/24

300-YARD PASSERS

311 J. Cutler vs. Oak., 11/5

OPPONENTS BIG GAMES

100-YARD RUSHERS

113 A. Collins at Balt., 10/26
112 D. Lewis at NE, 11/26
110 J. Stewart at Car., 11/13

100-YARD RECEIVERS

126 J. Cook vs. Oak., 11/5
109 T. Hill at KC, 12/24
100 K. Allen at LAC, 9/17

300-YARD PASSERS

331 P. Rivers at LAC, 9/17
304 A. Smith at KC, 12/24
300 D. Carr vs. Oak., 11/5

2017 GAME-BY-

OFFENSE

GAME	WR	LT	LG	C	RG
at L.A. Chargers	Stills	Tunsil	Steen	Pouncey	Bushrod
at N.Y. Jets	Stills	Tunsil	Steen	Pouncey	Bushrod
NEW ORLEANS	Stills	Tunsil	Steen	Pouncey	Bushrod
TENNESSEE	Stills	Tunsil	Steen	Pouncey	Bushrod
at Atlanta	Stills	Tunsil	Steen	Pouncey	Bushrod
NEW YORK	Stills	Tunsil	Steen	Pouncey	Bushrod
at Baltimore	Stills	Tunsil	Davis	Pouncey	Bushrod
OAKLAND	Stills	Tunsil	Davis	Pouncey	Bushrod
at Carolina	Stills	Tunsil	Larsen	Pouncey	Bushrod
TAMPA BAY	Stills	Tunsil	Larsen	Pouncey	Bushrod
at New England	Stills	Tunsil	Larsen	Pouncey	Davis
DENVER	Stills	Tunsil	Larsen	Pouncey	Davis
NEW ENGLAND	Stills	Tunsil	Larsen	Pouncey	Davis
at Buffalo	Stills	Tunsil	Larsen	Pouncey	Davis
at Kansas City	Stills	Tunsil	Larsen	Pouncey	Davis
BUFFALO	Stills	Sterup	Larsen	Pouncey	Davis

DEFENSE

GAME	LE	DT	DT	RE	LB
at L.A. Chargers	Branch	Suh	Phillips	Wake	Alonso
at N.Y. Jets	Branch	Suh	Godchaux	Wake	Alonso
NEW ORLEANS	Branch	Suh	Godchaux	Wake	Alonso
TENNESSEE	Branch	Suh	Godchaux	Wake	Alonso
at Atlanta	Branch	Suh	Phillips	Wake	Alonso
NEW YORK	Branch	Suh	Phillips	Wake	Alonso
at Baltimore	Harris	Suh	Godchaux	Wake	Alonso
OAKLAND	Branch	Suh	Godchaux	Wake	Alonso
at Carolina	Branch	Suh	Phillips	Wake	Alonso
TAMPA BAY	Branch	Suh	Phillips	Wake	Alonso
at New England	Branch	Suh	Phillips	Wake	Alonso
DENVER	Branch	Suh	Phillips	Wake	Alonso
NEW ENGLAND	Branch	Suh	Phillips	Wake	Alonso
at Buffalo	Harris	Suh	Phillips	Wake	Alonso
at Kansas City	Branch	Suh	Phillips	Wake	Alonso
BUFFALO	Branch	Suh	Phillips	Wake	Alonso

REGULAR SEASON GAMES PLAYED-STARTED-DID NOT PLAY-INACTIVE: Aikens 16-0-0-0; Ajayi 7-7-0-0; Allen, C. 16-4-0-0; Allen, N. 7-7-0-0; Alonso 16-16-0-0; Anthony 8-0-1-6; Asiata 1-0-0-15; Branch 14-14-0-2; Brendel 16-0-0-0; Bushrod 10-10-0-4; Carroo 14-0-0-1; Cutler 14-14-0-2; Davis 16-10-0-0; Denney 16-0-0-0; Derby 2-0-1-2; Drake 16-6-0-0; Duarte 0-0-1-1; Elston 0-0-0-1; Fales 2-0-5-3; Fasano 16-7-0-0; Fede 16-0-0-0; Godchaux 15-5-0-1; Grant 16-0-0-0; Gray 16-0-0-0; Haack 16-0-0-0; Harris 16-2-0-0; Hayes 10-0-0-1; Hewitt 6-0-0-0; Howard, X. 16-16-0-0; Hull 16-3-0-0; James 8-8-0-0; Jones 16-16-0-0; Landry 16-16-0-0; Larsen 8-8-0-1; Lucas 11-0-0-2; Malveaux 4-0-0-1; March-Lillard 2-0-0-0; Mauluga 6-4-0-3; Maxwell 2-2-0-4; McCain 16-7-0-0; McDonald 8-8-0-0; McTyer 7-0-0-9; Moore 4-2-7-5; Parker 13-12-0-3; Parkey 16-0-0-0; Perry 16-0-0-0; Phillips 13-11-0-3; Pouncey 16-16-0-0; Scott 1-0-0-4; Smith, D. 5-0-0-1; Smith, E. 0-0-0-5; Smith, M. 6-0-0-5; Steen 6-6-0-1; Sterup 6-1-0-2; Stills 16-16-0-0; Suh 16-16-0-0; Tankersley 11-11-0-5; Taylor 13-0-0-2; Thomas, J. 14-12-0-0; Thomas, M. 13-2-0-2; Timmons 14-14-0-1; Tunsil 15-15-0-1; Verner 15-2-0-1; Wake 16-16-0-0; Williams 11-4-0-5; Wright 1-0-0-0; Young 10-6-0-6.

GAME STARTERS

RT	TE	WR	QB	RB	WR
James	J. Thomas	Parker	Cutler	Ajayi	Landry
James	J. Thomas	Parker	Cutler	Ajayi	Landry
James	J. Thomas	Parker	Cutler	Ajayi	Landry
James	Fasano	Parker	Cutler	Ajayi	Landry
James	J. Thomas	Fasano (TE)	Cutler	Ajayi	Landry
James	J. Thomas	Fasano (TE)	Cutler	Ajayi	Landry
James	J. Thomas	Fasano (TE)	Moore	Ajayi	Landry
James	J. Thomas	Fasano (TE)	Cutler	Williams	Landry
Davis	J. Thomas	Parker	Cutler	Williams	Landry
Davis	J. Thomas	Parker	Cutler	Williams	Landry
Young	Drake (RB)	Parker	Moore	Williams	Landry
Young	J. Thomas	Parker	Cutler	Drake	Landry
Young	J. Thomas	Parker	Cutler	Drake	Landry
Young	J. Thomas	Parker	Cutler	Drake	Landry
Young	Fasano	Parker	Cutler	Drake	Landry
Young	Fasano	Parker	Cutler	Drake	Landry

LB	LB	CB	CB	S	S
Hull	C. Allen	Maxwell	Howard	Jones	N. Allen
Hull	McCain (CB)	Maxwell	Howard	Jones	N. Allen
Hull	Timmons	Tankersley	Howard	Jones	N. Allen
Mauluga	Timmons	Tankersley	Howard	Jones	N. Allen
Mauluga	Timmons	Tankersley	Howard	Jones	N. Allen
Timmons	McCain (CB)	Tankersley	Howard	Jones	N. Allen
Mauluga	Timmons	Tankersley	Howard	Jones	N. Allen
Mauluga	Timmons	Tankersley	Howard	Jones	M. Thomas
Timmons	McCain (CB)	Tankersley	Howard	Jones	McDonald
C. Allen	Timmons	Tankersley	Howard	Jones	McDonald
M. Thomas (S)	Timmons	Tankersley	Howard	Jones	McDonald
McCain (CB)	Timmons	Tankersley	Howard	Jones	McDonald
Verner (CB)	Timmons	McCain	Howard	Jones	McDonald
C. Allen	Timmons	McCain	Howard	Jones	McDonald
McCain (CB)	Timmons	Verner	Howard	Jones	McDonald
C. Allen	Timmons	Tankersley	Howard	Jones	McDonald

REGULAR SEASON INACTIVES: at **L.A. Chargers:** Tankersley; McTyer; Mauluga; Asiata; E. Smith; Young; Timmons. at **N.Y. Jets:** Tankersley; McTyer; Mauluga; Asiata; E. Smith; Young; Phillips. **NEW ORLEANS:** McTyer; Maxwell; Mauluga; Asiata; E. Smith; Young; Phillips. **TENNESSEE:** M. Smith; McTyer; Maxwell; Anthony; Asiata; Young; Phillips. at **Atlanta:** Parker; M. Smith; McTyer; Maxwell; Anthony; Asiata; Young. **N.Y. JETS:** Parker; M. Smith; Maxwell; Anthony; Asiata; Young; Taylor. at **Baltimore:** Cutler; Parker; M. Smith; Anthony; Branch; Steen; Asiata. **OAKLAND:** Fales; Anthony; Larsen; Asiata; Scott; Taylor. at **Carolina:** Fales; Lucas; McTyer; Anthony; Asiata; Sterup; Scott. **TAMPA BAY:** Fales; Lucas; McTyer; D. Smith; Asiata; Sterup; Carroo. at **New England:** Cutler; M. Smith; McTyer; Asiata; Bushrod; Scott; Hayes. **DENVER:** Moore; Williams; McTyer; Godchaux; Asiata; Bushrod; Derby. **NEW ENGLAND:** Moore; Williams; Tankersley; Asiata; Bushrod; Malveaux; Derby. at **Buffalo:** Moore; Williams; Tankersley; M. Thomas; Branch; Asiata; Bushrod. at **Kansas City:** Moore; Williams; Tankersley; M. Thomas; Asiata; E. Smith; Duarte. **BUFFALO:** Moore; Williams; Verner; Elston; Tunsil; E. Smith; Scott.

2017 GAME-BY-GAME OFFENSE

2017 MIAMI DOLPHINS OFFENSIVE STATISTICS

	1st DOWNS				3rd DOWNS		TOTAL OFFENSE				RUSHING				PASSING						PEN.				SCORING				TIME OF POSSESSION	FUM.-NO./LOST
	TOTAL	RUSH	PASS	PENALTY	ATT.	CONV.	NET YARDS	PLAYS	AVG.	YARDS	ATT.	AVG.	NET YARDS	SACKS	YDS. LOST	GROSS YDS.	ATT.	COMP.	INT.	NO.	LOST	POINTS	TD RUSH	TD PASS	TD RETURN	PAT/ATT.	FG/ATT.			
9/17 at L.A. Chargers	21	6	13	2	13	5	336	68	4.9	111	32	3.5	225	2	5	230	34	24	0	5	23	19	0	1	0	1/1	4/4	33:22	0-0	
9/24 at N.Y. Jets	16	0	12	4	12	1	225	63	3.6	30	15	2.0	195	3	25	220	45	26	2	8	51	6	0	1	0	0/1	0/0	23:52	1-0	
10/1 NEW ORLEANS	11	3	7	1	8	1	186	47	4.0	58	15	3.9	128	4	36	164	28	20	1	11	90	0	0	0	0	0/0	0/0	25:32	2-0	
10/8 TENNESSEE	12	5	7	0	15	5	178	59	3.0	100	31	3.2	78	1	14	92	27	12	1	5	23	16	0	1	1/2	1/1	29:45	1-1		
10/15 at Atlanta	20	7	10	3	12	5	289	64	4.5	138	31	4.5	151	0	0	151	33	19	1	4	42	20	0	2	0	2/2	2/2	34:24	0-0	
10/22 N.Y. JETS	31-28	25	3	16	6	13	5	357	65	5.5	53	25	2.1	304	3	22	326	37	25	2	9	76	31	0	4	0	4/4	1/1	31:58	1-0
10/26 at Baltimore	0-40	13	3	9	1	15	4	196	66	3.0	45	19	2.4	151	3	25	176	44	25	2	7	43	0	0	0	0/0	0/1	28:46	0-0	
11/5 OAKLAND	24-27	23	4	15	4	12	5	395	61	6.5	86	18	4.8	309	1	2	311	42	34	0	11	107	24	0	3	0	1/2	1/1	29:04	2-1
11/13 at Carolina	21-45	17	3	12	12	7	313	54	5.8	100	17	5.9	213	0	0	213	37	22	1	7	57	21	1	2	0	3/3	0/0	24:21	0-0	
11/19 TAMPA BAY	20-30	18	1	15	2	13	6	448	60	7.5	83	19	4.4	365	1	0	365	40	23	3	17	123	20	0	2	0	2/2	2/2	28:11	4-2
11/26 at New England	17-35	15	5	9	1	11	2	221	60	3.7	67	19	3.5	154	7	61	215	34	23	2	6	52	17	0	1	2/2	1/1	27:19	2-1	
12/3 DENVER	35-9	15	4	10	1	15	4	367	64	5.7	145	30	4.8	222	2	13	235	32	18	2	7	85	35	1	2	1	4/4	1/1	34:22	1-1
12/11 NEW ENGLAND	27-20	21	6	13	2	14	4	362	70	5.2	120	30	4.0	242	2	21	263	38	25	0	8	102	27	0	3	0	3/3	2/2	36:09	1-0
12/17 at Buffalo	16-24	21	7	13	1	16	5	349	73	4.8	100	21	4.8	249	3	25	274	49	28	3	7	60	16	1	0	0	1/1	3/3	32:25	4-0
12/24 at Kansas City	13-29	15	4	11	0	8	0	345	54	6.4	59	16	3.7	286	0	0	286	38	19	0	11	75	13	0	1	0	1/1	2/3	22:07	3-2
12/31 BUFFALO	16-22	21	5	15	1	13	5	356	67	5.3	93	22	4.2	263	1	8	271	44	30	1	14	145	16	1	1	0	1/1	1/1	28:56	1-0

2017 GAME-BY-GAME DEFFENSE

2017 MIAMI DOLPHINS DEFENSIVE STATISTICS

	1st DOWNS		3rd DOWNS		TOTAL OFFENSE			RUSHING			PASSING						PEN.		SCORING					TIME OF POSSESSION	FUM.-NO./LOST					
	TOTAL	RUSH	PASS	PENALTY	ATT.	CONV.	NET YARDS	PLAYS	AVG.	YARDS	ATT.	AVG.	NET YARDS	SACKS	YDS. LOST	GROSS YDS.	ATT.	COMP.	INT.	NO.	LOST	POINTS	TD RUSH			TD PASS	TD RETURN	PAT/ATT.	FG/ATT.	
9/17 at L.A. Chargers	24	3	19	2	8	2	367	54	6.8	44	14	3.1	323	1	8	331	39	31	0	6	56	17	1	1	0	2/2	1/3	26:38	0/0	
9/24 at N.Y. Jets	16	4	9	3	13	4	336	59	5.7	103	34	3.0	233	2	16	249	23	18	2	10	94	20	1	1	0	2/2	2/3	36:08	3/1	
10/1 NEW ORLEANS	22	4	16	2	13	6	347	70	5.0	86	28	3.1	261	1	7	268	41	29	1	8	71	20	0	2	0	2/2	2/3	34:28	2/0	
10/8 TENNESSEE	14	3	9	2	13	2	188	58	3.2	69	20	3.5	119	6	22	141	32	21	1	11	77	10	0	1	0	1/1	30:15	2/2		
10/15 at Atlanta	20-17	19	5	13	1	11	6	339	56	6.1	100	19	5.3	239	2	9	248	35	24	1	6	73	17	1	1	0	2/2	1/2	25:36	1/0
10/22 N.Y. JETS	16	4	10	2	11	4	272	52	5.2	92	22	4.2	180	3	29	209	27	17	2	12	124	28	1	3	0	4/4	0/0	28:02	2/1	
10/26 at Baltimore	0-40	19	9	3	13	3	295	62	4.8	174	40	4.4	121	0	0	121	22	13	2	5	40	40	0	2	3	4/4	2/3	31:14	1/0	
11/5 OAKLAND	24-27	20	4	14	2	15	8	379	58	6.5	84	27	3.1	295	1	5	300	30	21	0	10	105	27	2	1	0	3/3	2/2	30:56	3/1
11/13 at Carolina	21-45	30	12	16	2	14	11	548	71	7.7	294	36	8.2	254	0	0	254	35	21	1	6	37	45	2	4	0	6/6	1/1	35:39	0/0
11/19 TAMPA BAY	20-30	19	2	15	2	13	3	241	62	5.2	53	24	2.2	268	1	7	275	37	22	3	9	82	30	0	2	1	3/3	3/4	31:49	0/0
11/26 at New England	17-35	25	9	11	5	12	5	417	67	6.2	196	38	5.2	221	1	6	227	28	18	2	7	70	35	1	4	0	5/5	0/0	32:41	4/1
12/3 DENVER	35-9	14	3	10	1	13	1	270	67	4.0	103	23	4.5	167	3	33	200	41	19	2	9	57	9	0	0	1	0/0	1/1	25:38	2/0
12/11 NEW ENGLAND	27-20	14	2	9	3	11	0	248	55	4.5	25	10	2.5	223	2	10	233	43	24	0	9	78	20	1	0	2/2	2/2	23:51	0/0	
12/17 at Buffalo	16-24	21	9	10	2	15	7	328	61	5.4	116	30	3.9	212	2	12	224	29	17	3	3	28	24	2	1	0	3/3	1/1	27:35	1/0
12/24 at Kansas City	13-29	23	7	12	4	16	8	404	74	5.5	103	34	3.0	301	1	3	304	39	25	0	5	40	29	1	1	0	2/2	5/6	37:53	0/0
12/31 BUFFALO	16-22	23	8	10	5	12	5	312	63	5.0	126	32	3.9	186	4	18	204	27	19	1	6	45	22	1	1	0	1/1	3/3	31:04	0/0

2017 GAME-BY-GAME RUSHING

2017 MIAMI DOLPHINS' INDIVIDUAL RUSHING STATISTICS (CARRIES-YARDS GAINED-LONGEST-TOUCHDOWNS)

DATE	OPPONENT	SCORE	DRAKE	AJAYI	WILLIAMS	CUTLER	PERRY	GRAY	GRANT	MOORE	FALES
9/17	at L.A. Chargers	19-17	1(-3)-(-3)-0	28-122-20-0	0-0-0-0	2(-1)-0-0	0-0-0-0	0-0-0-0	0-0-0-0	Did Not Play	Not On Roster
9/24	at N.Y. Jets	6-20	1-0-0-0	11-16-8-0	2-5-8-0	1-9-9-0	0-0-0-0	0-0-0-0	0-0-0-0	Did Not Play	Not On Roster
10/1	NEW ORLEANS	0-20	1-6-6-0	12-46-15-0	1-1-1-0	1-5-5-0	0-0-0-0	0-0-0-0	0-0-0-0	Did Not Play	Not On Roster
10/8	TENNESSEE	16-10	1-0-0-0	25-77-11-0	3-15-9-0	2-8-9-0	0-0-0-0	0-0-0-0	0-0-0-0	Did Not Play	Not On Roster
10/15	at Atlanta	20-17	0-0-0-0	26-130-18-0	4-9-5-0	1(-1)-(-1)-0	0-0-0-0	0-0-0-0	0-0-0-0	Did Not Play	Not On Roster
10/22	N.Y. JETS	31-28	0-0-0-0	23-51-11-0	2-2-2-0	0-0-0-0	0-0-0-0	0-0-0-0	0-0-0-0	0-0-0-0	Not On Roster
10/26	at Baltimore	0-40	6-22-12-0	13-23-21-0	0-0-0-0	Inactive	0-0-0-0	0-0-0-0	0-0-0-0	0-0-0-0	Did Not Play
11/5	OAKLAND	24-27	9-69-42-0	Not On Roster	7-14-4-0	1-0-0-0	0-0-0-0	1-3-3-0	0-0-0-0	Did Not Play	Inactive
11/13	at Carolina	21-45	7-82-66t-1	Not On Roster	9-19-11-0	1(-1)-(-1)-0	0-0-0-0	0-0-0-0	0-0-0-0	Did Not Play	Inactive
11/19	TAMPA BAY	20-30	7-4-6-0	Not On Roster	10-78-69-0	1-1-1-0	0-0-0-0	0-0-0-0	0-0-0-0	1-0-0-0	Inactive
11/26	at New England	17-35	9-20-13-0	Not On Roster	8-38-11-0	Inactive	0-0-0-0	0-0-0-0	0-0-0-0	2-9-7-0	Did Not Play
12/3	DENVER	35-9	23-120-42t-1	Not On Roster	Inactive	1-1-1-0	5-22-12-0	0-0-0-0	1-2-2-0	Inactive	0-0-0-0
12/11	NEW ENGLAND	27-20	25-114-31-0	Not On Roster	Inactive	4-4-6-0	0-0-0-0	1-2-2-0	0-0-0-0	Inactive	Did Not Play
12/17	at Buffalo	16-24	16-78-31-1	Not On Roster	Inactive	2-8-6-0	0-0-0-0	2-7-5-0	1-7-7-0	Inactive	Did Not Play
12/24	at Kansas City	13-29	13-57-18-0	Not On Roster	Inactive	2(-1)-0-0	0-0-0-0	0-0-0-0	1-3-3-0	Inactive	Did Not Play
12/31	BUFFALO	16-22	14-75-32-0	Not On Roster	Inactive	0-0-0-0	3-8-5-0	1-2-2-0	0-0-0-0	Inactive	4-8-3-1

OTHERS: LANDRY: 1(-7)-(-7)-0 at L.A. Chargers (9/17).

2017 GAME-BY-GAME RECEIVING

2017 MIAMI DOLPHINS' INDIVIDUAL RECEIVING STATISTICS (NUMBER-YARDS GAINED-LONGEST-TOUCHDOWNS)

DATE	OPPONENT	SCORE	LANDRY	STILLS	PARKER	J. THOMAS	DRAKE	WILLIAMS	AJAYI	GRANT
9/17	at L.A. Chargers	19-17	13-78-18-0	2-37-29t-1	4-85-31-0	3-26-11-0	0-0-0-0	0-0-0-0	2-4-3-0	0-0-0-0
9/24	at N.Y. Jets	6-20	6-48-15-0	4-51-17-0	8-76-26-1	3-16-7-0	1-2-2-0	1-6-6-0	2-9-5-0	1-12-12-0
10/1	NEW ORLEANS	0-20	6-40-11-0	3-13-6-0	6-69-21-0	2-29-23-0	2-5-4-0	0-0-0-0	1-8-8-0	0-0-0-0
10/8	TENNESSEE	16-10	5-44-17-1	1-13-13-0	1-6-6-0	1-15-15-0	0-0-0-0	1-13-13-0	2-2-2-0	1-(-1)-(-1)-0
10/15	at Atlanta	20-17	8-62-11-1	4-49-18-1	INACTIVE	3-22-12-0	0-0-0-0	3-14-7-0	0-0-0-0	1-4-4-0
10/22	N.Y. JETS	31-28	7-93-29-1	6-85-36-2	INACTIVE	3-58-25-0	0-0-0-0	2-18-12-0	3-26-15-0	0-0-0-0
10/26	at Baltimore	0-40	5-33-14-0	5-65-28-0	INACTIVE	2-2-3-0	0-0-0-0	1-(-1)-(-1)-0	4-18-6-0	0-0-0-0
11/5	OAKLAND	24-27	6-32-11-1	3-28-14-0	5-76-26-0	6-84-27-1	6-35-10-0	6-47-11-1	Not On Roster	0-0-0-0
11/13	at Carolina	21-45	5-42-19-1	5-67-21-0	6-66-24-0	2-8-6-1	2-10-5-0	2-20-15-0	Not On Roster	0-0-0-0
11/19	TAMPA BAY	20-30	6-95-49-1	7-180-61t-1	4-26-17-0	4-30-11-0	1-10-10-0	1-24-24-0	Not On Roster	0-0-0-0
11/26	at New England	17-35	8-70-15-0	3-47-28-0	1-5-5-0	5-52-17-0	3-27-17-1	3-14-7-0	Not On Roster	0-0-0-0
12/3	DENVER	35-9	5-62-25-0	5-98-23t-1	1-5-5-0	3-20-9t-1	3-21-13-0	Inactive	Not On Roster	0-0-0-0
12/11	NEW ENGLAND	27-20	8-46-10-2	2-18-11-0	4-40-15-0	2-11-6-0	5-79-47-0	Inactive	Not On Roster	2-42-25t-1
12/17	at Buffalo	16-24	10-99-17-0	1-8-8-0	6-89-36-0	2-15-11-0	6-35-11-0	Inactive	Not On Roster	1-13-13-0
12/24	at Kansas City	13-29	5-51-21-0	4-54-16-0	5-63-34-0	Res./Injured	0-0-0-0	Inactive	Not On Roster	4-107-65t-1
12/31	BUFFALO	16-22	9-92-26-1	3-34-16-0	6-64-24-0	Res./Injured	3-15-11-0	Inactive	Not On Roster	3-26-13-0

OTHERS: CARROO: 1-21-21-0 vs. N.Y. Jets (10/22), 6-48-14-0 at Baltimore (10/26). **D. SMITH:** 3-27-13-0 vs. Buffalo (12/31). **DERBY:** 1-11-11-0 at Kansas City (12/24), 1-9-9-0 vs. Buffalo (12/31). **GRAY:** 1-10-10-0 vs. New England (12/11). **PERRY:** 1-3-3-0 vs. Buffalo (12/31).

2017 GAME-BY-GAME PASSING

JAY CUTLER

DATE	OPPONENT	ATT	COM	YDS	PCT	TD	INT	LG	SKD/YDS	RATING
9/17	at L.A. Chargers	33	24	230	72.7	1	0	31	2/5	101.8
9/24	at N.Y. Jets	44	26	220	59.1	1	1	26	3/25	70.3
10/1	NEW ORLEANS	28	20	164	71.4	0	1	23	4/36	71.1
10/8	TENNESSEE	26	12	92	46.2	1	1	17	1/14	52.1
10/15	at Atlanta	33	19	151	57.6	2	1	18	0/0	76.7
10/22	N.Y. JETS	16	12	138	75.0	2	1	36	2/13	114.1
10/26	at Baltimore									INACTIVE
11/5	OAKLAND	42	34	311	81.0	3	0	27	1/2	121.3
11/13	at Carolina	37	22	213	59.5	2	1	24	0/0	82.4
11/19	TAMPA BAY	12	6	83	50.0	1	3	26	0/0	60.8
11/26	at New England									INACTIVE
12/3	DENVER	31	18	235	58.1	2	2	29	2/13	76.7
12/11	NEW ENGLAND	38	25	263	65.8	3	0	47	2/21	112.1
12/17	at Buffalo	49	28	274	57.1	0	3	36	3/25	47.5
12/24	at Kansas City	38	19	286	50.0	1	0	65t	0/0	83.9
12/31	BUFFALO	2	1	6	50.0	0	0	6	0/0	56.3

MATT MOORE

DATE	OPPONENT	ATT	COM	YDS	PCT	TD	INT	LG	SKD/YDS	RATING
9/17	at L.A. Chargers									DID NOT PLAY
9/24	at N.Y. Jets									DID NOT PLAY
10/1	NEW ORLEANS									DID NOT PLAY
10/8	TENNESSEE									DID NOT PLAY
10/15	at Atlanta									DID NOT PLAY
10/22	N.Y. JETS	21	13	188	61.9	2	1	29	1/9	102.9
10/26	at Baltimore	44	25	176	56.8	0	2	28	3/25	47.2
11/5	OAKLAND									DID NOT PLAY
11/13	at Carolina									DID NOT PLAY
11/19	TAMPA BAY	28	17	282	60.7	1	0	61t	1/0	106.5
11/26	at New England	34	23	215	67.6	1	2	28	7/61	70.1
12/3	DENVER									INACTIVE
12/11	NEW ENGLAND									INACTIVE
12/17	at Buffalo									INACTIVE
12/24	at Kansas City									INACTIVE
12/31	BUFFALO									INACTIVE

OTHERS: DAVID FALES: 1-0-0-0-0-0-0-0-0-0-0-0-0-39.6 vs. Denver (12/3), 42-29-265-69.0-1-1-26-1/8-83.9 vs. Buffalo (12/31). **JARVIS LANDRY:** 1-0-0-0-0-0-0-0-0-0-0-0-0-39.6 at L.A. Chargers (9/17). **MATT HAACK:** 1-0-0-0-0-0-1-0-0-0-0-0-0 at N.Y. Jets (9/24). **MARQUEIS GRAY:** 1-0-0-0-0-0-0-0-0-0-0-0-0-39.6 vs. Tennessee (10/8).

2017 INDIVIDUAL GAME STATUS

NAME	LAC	NYJ	NO	TEN	ATL	NYJ	BAL	OAK	CAR	TB	NE	DEN	NE	BUF	KC	BUF
Aikens	X	X	X	X	X	X	X	X	X	X	X	X	X	X	X	X
Ajayi	RB	RB	RB	RB	RB	RB	RB	NR	NR	NR	NR	NR	NR	NR	NR	NR
Allen, C.	LB	X	X	X	X	X	X	X	X	LB	X	X	X	LB	X	LB
Allen, N.	S	S	S	S	S	S	S	IR	IR	IR	IR	IR	IR	IR	IR	IR
Alonso	LB	LB	LB	LB	LB	LB	LB	LB	LB	LB	LB	LB	LB	LB	LB	LB
Anthony	NR	DNP	X	INA	INA	INA	INA	INA	INA	X	X	X	X	X	X	X
Asiata	INA	INA	INA	INA	INA	INA	INA	INA	INA	INA	INA	INA	INA	INA	INA	X
Barrow	IR	IR	IR	IR	IR	IR	IR	IR	IR	IR	IR	IR	IR	IR	IR	IR
Branch	DE	DE	DE	DE	DE	DE	DE	DE	DE	DE	DE	DE	DE	INA	DE	DE
Brendel	X	X	X	X	X	X	X	X	X	X	X	X	X	X	X	X
Bushrod	RG	RG	RG	RG	RG	RG	RG	RG	RG	RG	INA	INA	INA	INA	IR	IR
Calhoun	NR	NR	NR	NR	NR	NR	NR	NR	NR	NR	NR	NR	NR	NR	PS	PS
Carrou	X	X	X	X	X	X	X	X	INA	X	X	X	X	X	X	NFI
Cutler	QB	QB	QB	QB	QB	QB	INA	QB	QB	INA	QB	QB	QB	QB	QB	QB
Davis	X	X	X	X	X	X	LG	LG	RT	RG	RG	RG	RG	RG	RG	RG
Denney	X	X	X	X	X	X	X	X	X	X	X	X	X	X	X	X
Derby	NR	NR	NR	NR	NR	NR	NR	NR	NR	NR	INA	INA	INA	DNP	X	X
Doughty	PS	PS	PS	PS	PS	PS	PS	PS	PS	PS	PS	PS	PS	PS	PS	PS
Drake	X	X	X	X	X	X	X	X	X	RB	RB	RB	RB	RB	RB	RB
Duarte	PS	PS	PS	PS	PS	PS	PS	PS	PS	PS	PS	PS	PS	PS	INA	DNP
Elston	NR	NR	NR	NR	NR	NR	NR	NR	NR	NR	NR	NR	NR	NR	NR	INA
Fales	NR	NR	NR	NR	NR	NR	DNP	INA	INA	INA	DNP	X	DNP	DNP	DNP	X
Fasano	X	X	X	TE	TE	TE	TE	TE	X	X	X	X	X	X	TE	TE
Fede	X	X	X	X	X	X	X	X	X	X	X	X	X	X	X	X
Ford	IR	IR	IR	IR	IR	IR	IR	IR	IR	IR	IR	IR	IR	IR	IR	IR
Godchaux	X	DT	DT	DT	X	X	DT	DT	X	X	INA	X	X	X	X	X
Grant	X	X	X	X	X	X	X	X	X	X	X	X	X	X	X	X
Gray	X	X	X	X	X	X	X	X	X	X	X	X	X	X	X	X
Haack	X	X	X	X	X	X	X	X	X	X	X	X	X	X	X	X
Harris	X	X	X	X	X	X	DE	X	X	X	X	X	X	DE	X	X
Hayes	X	X	X	X	X	X	X	X	X	INA	IR	IR	IR	IR	IR	IR
Hewitt	NR	NR	NR	NR	PS	PS	PS	PS	PS	PS	X	X	X	X	X	X
Hickey	PS	PS	PS	PS	PS	PS	PS	PS	PS	PS	PS	PS	PS	PS	PS	PS
Howard, T.	NR	NR	NR	NR	NR	NR	NR	NR	NR	NR	NR	NR	NR	NR	PS	PS
Howard, X.	CB	CB	CB	CB	CB	CB	CB	CB	CB	CB	CB	CB	CB	CB	CB	CB
Hull	LB	LB	LB	X	X	X	X	X	X	X	X	X	X	X	X	X
James	RT	RT	RT	RT	RT	RT	RT	RT	IR	IR	IR	IR	IR	IR	IR	IR
Jones	S	S	S	S	S	S	S	S	S	S	S	S	S	S	S	S
Landry	WR	WR	WR	WR	WR	WR	WR	WR	WR	WR	WR	WR	WR	WR	WR	WR
Larsen	IR	IR	IR	IR	IR	IR	IR	INA	LG	LG	LG	LG	LG	LG	LG	LG
Lewis	PS	PS	PS	PS	PS	PS	PS	PS	PS	PS	PS	PS	PS	PS	PS	PS
Lippett	IR	IR	IR	IR	IR	IR	IR	IR	IR	IR	IR	IR	IR	IR	IR	IR
Listenbee	NR	NR	NR	PS	PS	PS	PS	PS	PS	PS	PS	PS	NR	NR	NR	NR
Lucas	PS	PS	PS	X	X	X	X	INA	INA	X	X	X	X	X	X	X
Malveaux	PS	PS	PS	PS	PS	PS	PS	PS	PS	PS	PS	INA	X	X	X	X
March-Lillard	X	X	NR	NR	NR	NR	NR	NR	NR	NR	NR	NR	NR	NR	NR	NR
Mauluga	INA	INA	INA	LB	LB	X	LB	LB	X	NR	NR	NR	NR	NR	NR	NR
Maxwell	CB	CB	INA	INA	INA	INA	NR	NR	NR	NR	NR	NR	NR	NR	NR	NR
McCain	X	CB	X	X	X	CB	X	X	CB	X	X	CB	CB	CB	CB	X
McDonald	SUS	SUS	SUS	SUS	SUS	SUS	SUS	SUS	S	S	S	S	S	S	S	S
McMillan	IR	IR	IR	IR	IR	IR	IR	IR	IR	IR	IR	IR	IR	IR	IR	IR
McTyler	INA	INA	INA	INA	INA	X	X	INA	INA	INA	INA	X	X	X	X	X
Misi	IR	IR	IR	IR	IR	IR	IR	IR	IR	IR	IR	IR	IR	IR	IR	IR
Moore	DNP	DNP	DNP	DNP	DNP	X	QB	DNP	DNP	X	QB	INA	INA	INA	INA	INA
Morgan	PS	PS	PS	PS	PS	PS	PS	PS	PS	PS	PS	PS	PS	PS	PS	PS
Parker	WR	WR	WR	WR	INA	INA	INA	X	WR	WR	WR	WR	WR	WR	WR	WR
Parkey	X	X	X	X	X	X	X	X	X	X	X	X	X	X	X	X
Perry	X	X	X	X	X	X	X	X	X	X	X	X	X	X	X	X
Phillips	DT	INA	INA	INA	DT	DT	X	X	DT	DT	DT	DT	DT	DT	DT	DT
Pouncey	C	C	C	C	C	C	C	C	C	C	C	C	C	C	C	C
Radcliff	NR	NR	NR	NR	NR	NR	NR	NR	NR	NR	NR	NR	PS	PS	PS	PS
Reilly	PS	PS	PS	PS	NR	NR	NR	NR	NR	NR	NR	NR	NR	NR	NR	NR
Rivers	NR	NR	NR	NR	NR	NR	NR	NR	NR	NR	NR	NR	PS	PS	NR	NR
Scott	PUP	PUP	PUP	PUP	PUP	PUP	PUP	INA	INA	X	INA	PS	PS	PS	PS	INA
Smith, D.	PS	PS	PS	PS	PS	PS	PS	PS	PS	INA	PS	X	X	X	X	X

NAME	LAC	NYJ	NO	TEN	ATL	NYJ	BAL	OAK	CAR	TB	NE	DEN	NE	BUF	KC	BUF
Smith, E.	INA	INA	INA	IR	IR	IR	IR	IR	IR	IR	IR	IR	IR	IR	INA	INA
Smith, M.	X	X	X	INA	INA	INA	INA	X	X	X	INA	NFI	NFI	NFI	NFI	NFI
Steen	LG	LG	LG	LG	LG	LG	INA	IR	IR	IR	IR	IR	IR	IR	IR	IR
Sterup	NR	NR	NR	NR	NR	NR	NR	NR	INA	INA	X	X	X	X	X	LT
Stills	WR	WR	WR	WR	WR	WR	WR	WR	WR	WR	WR	WR	WR	WR	WR	WR
Suh	DT	DT	DT	DT	DT	DT	DT	DT	DT	DT	DT	DT	DT	DT	DT	DT
Tankersley	INA	INA	CB	CB	CB	CB	CB	CB	CB	CB	CB	CB	INA	INA	INA	CB
Tannehill	IR	IR	IR	IR	IR	IR	IR	IR	IR	IR	IR	IR	IR	IR	IR	IR
Taylor	X	X	X	X	X	INA	X	INA	X	X	X	X	X	X	X	IR
Thomas, J.	TE	TE	TE	X	TE	TE	TE	TE	TE	TE	X	TE	TE	TE	IR	IR
Thomas, M.	X	X	X	X	X	X	X	S	X	X	S	X	X	INA	INA	IR
Timmons	INA	SUS	LB	LB	LB	LB	LB	LB	LB	LB	LB	LB	LB	LB	LB	LB
Tunsil	LT	LT	LT	LT	LT	LT	LT	LT	LT	LT	LT	LT	LT	LT	LT	INA
Verner	X	X	X	X	X	X	X	X	X	X	X	X	CB	X	CB	INA
Wake	DE	DE	DE	DE	DE	DE	DE	DE	DE	DE	DE	DE	DE	DE	DE	DE
Williams	X	X	X	X	X	X	X	RB	RB	RB	INA	INA	INA	INA	INA	INA
Woodard	NR	NR	NR	NR	NR	NR	NR	NR	NR	NR	NR	NR	PS	PS	PS	PS
Wright	PS	PS	PS	PS	PS	PS	PS	PS	PS	PS	PS	PS	PS	PS	PS	X
Young	INA	INA	INA	INA	INA	INA	X	X	X	RT	RT	RT	RT	RT	RT	RT
Williams, N.	NR	NR	NR	NR	NR	NR	INA	INA	INA	INA	PL	PL	PL	INA	PL	PL
Yates	NR	NR	NR	NR	NR	NR	NR	NR	NR	NR	NR	NR	NR	DNP	DNP	DNP
Young	NR	NR	NR	NR	NR	INA	PL	INA	INA	PL	LT	PL	PL	PL	PL	PL

LEGEND

POSITION IN CAPS = STARTER

NFI = NON-FOOTBALL INJURY

PS = PRACTICE SQUAD

PUP = PHYSICALLY UNABLE TO PERFORM

INA = INACTIVE

X = PLAYED/SUBSTITUTED

DNP = DID NOT PLAY

NFI = NON-FOOTBALL ILLNESS/INJURY

SUS = SUSPENDED

IR = INJURED RESERVE

NR = NOT ON ROSTER

2017 GAME SUMMARIES

GAME 1

MIAMI 19, L.A. CHARGERS 17
SEPT. 17, 2017

STUBHUB CENTER
LOS ANGELES, CALIF.

In their long-awaited season debut, the Dolphins pulled off a remarkable fourth-quarter victory. Cody Parkey's fourth field goal of the game, a 54-yarder with 1:05 remaining, gave the Dolphins a 19-17 victory against the Los Angeles Chargers at StubHub Center. Parkey, claimed off waivers from Cleveland on Sept. 3, improved to 6-for-6 in his career on field goals of 50 yards or longer. The Dolphins clinched the victory on defense when Younghoe Koo missed a 44-yard field goal attempt with five seconds left. Parkey's winning kick capped a 15-yard scoring drive after the Dolphins defense made a stop and Jakeem Grant had a 14-yard punt return. Jay Ajayi, who picked up where he left off last season by rushing for over 100 yards, started the drive with a 10-yard run. Parkey earlier kicked field goals of 30, 28 and 35 yards, and Jay Cutler threw a 29-yard touchdown pass to Kenny Stills in his first game in a Dolphins uniform. Antonio Gates for the Chargers on a 17-yard touchdown pass, which helped him set an NFL record for tight ends with his 112th career touchdown. Melvin Gordon scored on a 1-yard run and Younghoe Koo kicked a field goal in the first half. Both offenses picked up considerably in the second half, starting with the Dolphins taking the opening drive 75 yards for the Stills touchdown that tied the score 10-10. The drive began with an 11-yard pass to Landry and ended when Cutler rolled right and threw on the move to Stills, who beat linebacker Jatavis Brown in the end zone.

MIAMI	3	0	10	6	-	19
L.A. CHARGERS	0	10	7	0	-	17

TEAM	QTR	TIME	PLAY (EXTRA POINT) (DRIVE INFO)	MIA	LAC
Dolphins	1	7:07	C.Parkey 30 yd. Field Goal (13-70, 6:18)	3	0
Chargers	2	13:41	Y.Koo 41 yd. Field Goal (6-23, 2:36)	3	3
Chargers	2	5:01	M.Gordon 1 yd. run (Y.Koo kick) (7-70, 3:57)	3	10
Dolphins	3	12:07	K.Stills 29 yd. pass from J.Cutler (C.Parkey kick) (7-75, 2:53)	10	10
Chargers	3	8:18	A.Gates 7 yd. pass from P.Rivers (Y.Koo kick) (8-77, 3:49)	10	17
Dolphins	3	2:43	C.Parkey 28 yd. Field Goal (12-67, 5:35)	13	17
Dolphins	4	6:28	C.Parkey 35 yd. Field Goal (14-64, 7:05)	16	17
Dolphins	4	1:05	C.Parkey 54 yd. Field Goal (5-15, 1:57)	19	17

ATT. - 25,381

	DOLPHINS	CHARGERS
FIRST DOWNS	21	24
Rushing	6	3
Passing	13	19
Penalty	2	2
3rd-Down Efficiency	5 for 13	2 for 8
4th-Down Efficiency	0 for 1	0 for 0
TOTAL NET YARDS	336	367
Total Net Plays	68	54
Average Gain	4.9	6.8
NET YARDS RUSHING	111	44
Rushes	32	14
Yards per Rush	3.5	3.1
NET YARDS PASSING	225	323
Completed - Attempted	24-34	31-39
Yards per Pass Play	6.3	8.1
Sacked - Yards Lost	2-5	1-8
Had Intercepted	0	0
PUNTS - AVERAGE	3-130-43.3	4-170-42.5
RETURN YARDAGE	92	89
Punts - Return Yards	3-21	1-23
Kickoffs - Return Yards	3-71	4-66
Interceptions - Return Yards	0-0	0-0
PENALTIES - YARDS	5-23	6-56
FUMBLES - LOST	0-0	0-0
RED-ZONE EFFICIENCY	0 for 3	2 for 3
GOAL-TO-GO EFFICIENCY	0 for 2	2 for 2
TIME OF POSSESSION	33:22	26:38

INDIVIDUAL STATISTICS

RUSHING (Att-Yds-TD): Miami: J. Ajayi 28-122, J. Cutler 2-(-1), K. Drake 1-(-3), J. Landry 1-(-7).

L.A. Chargers: B. Oliver 3-31, M. Gordon 9-13-1, D. Watt 1-0, P. Rivers 1-0.

PASSING (A-C-Y-TD-I): Miami: J. Cutler 33-24-230-1-0, J. Landry 1-0-0-0-0.

L.A. Chargers: P. Rivers 39-31-331-1-0.

RECEIVING (Rec-Yds-TD): Miami: J. Landry 13-78, D. Parker 4-85, J. Thomas 3-26, K. Stills 2-37-1, J. Ajayi 2-4.

L.A. Chargers: K. Allen 9-100, H. Henry 7-80, M. Gordon 7-65, Ty. Williams 4-54, A. Gates 2-11-1, T. Benjamin 1-11, S. McGrath 1-10.

SACKS (Sk-Yds): Miami: W. Hayes 1-8.

L.A. Chargers: M. Ingram 1-5, C. McCain 1-0.

INTERCEPTIONS (Int-Yds): Miami: None.

L.A. Chargers: None.

FORCED FUMBLES: Miami: None.

L.A. Chargers: None.

FUMBLE RECOVERIES (No-Yds): Miami: None.

L.A. Chargers: None.

GAME 2

N.Y. JETS 20, MIAMI 6
SEPT. 24, 2017

METLIFE STADIUM
EAST RUTHERFORD, N.J.

The Dolphins said all week they were expecting a tough battle from the New York Jets regardless of what happened in the first two weeks of the NFL regular season, but they weren't expecting such a difficult afternoon at MetLife Stadium. Veteran quarterback Josh McCown threw a 69-yard pass to Robby Anderson late in the first half and the Jets defense stifled the Dolphins in a 20-6 victory Sunday afternoon. The Dolphins, coming off a thrilling 2-point victory against the Los Angeles Chargers in their delayed season opener, were one play away from being shut out for the first time since Dec. 22, 2013. DeVante Parker scored on a 3-yard touchdown pass from Jay Cutler on the final play of the game before Cody Parkey missed the extra point, perhaps a fitting ending for this disappointing afternoon. The Dolphins did not take a snap inside the Jets 45-yard line until the fourth quarter, which is also the only time they converted a third-down situation. The Dolphins were 0-for-3 in fourth-down conversions, including a pass by Matt Haack on a fake punt that resulted in an interception by safety Terrence Brooks. Another fourth-down attempt came from the Jets 21-yard line early in the fourth quarter with the Dolphins trailing 20-0. The Dolphins reached the Jets 29-yard line later in the fourth quarter, but that drive ended with Brooks' second interception of the game. Jay Ajayi, who rushed for 122 yards against the Chargers, was held to 16 yards on 11 carries. The Dolphins defense started off strong, with Cameron Wake and Andre Branch each getting a sack in the first quarter, but the Jets started moving the ball effectively in the second quarter. The Dolphins also lost two defensive backs to injury when Byron Maxwell (eye) and Nate Allen (hamstring) left the game. Maxwell returned and forced a turnover when he knocked the ball loose from running back Elijah McGuire and linebacker Mike Hull recovered the fumble.

MIAMI	0	0	0	6	-	6
N.Y. JETS	0	10	10	0	-	20

TEAM	QTR	TIME	PLAY (EXTRA POINT) (DRIVE INFO)	MIA	NYJ
Jets	2	7:17	C.Catanzaro 40 yd. Field Goal (9-41, 5:42)	0	3
Jets	2	1:42	R.Anderson 69 yd. pass from J.McCown (C.Catanzaro kick) (3-71, 0:40)	0	10
Jets	3	9:48	B.Powell 1 yd. run (C.Catanzaro kick) (7-49, 4:06)	0	17
Jets	3	1:35	C.Catanzaro 22 yd. Field Goal (13-45, 6:58)	0	20
Dolphins	4	0:00	D.Parker 3 yd. pass from J.Cutler (kick failed, wl) (8-80, 2:15)	6	20

ATT. – 77,562

	DOLPHINS	JETS
FIRST DOWNS	16	16
Rushing	0	4
Passing	12	9
Penalty	4	3
3rd-Down Efficiency	1 for 12	4 for 13
4th-Down Efficiency	0 for 3	0 for 0
TOTAL NET YARDS	225	336
Total Net Plays	63	59
Average Gain	3.6	5.7
NET YARDS RUSHING	30	103
Rushes	15	34
Yards per Rush	2.0	3.0
NET YARDS PASSING	195	233
Completed - Attempted	26-45	18-23
Yards per Pass Play	4.1	9.3
Sacked - Yards Lost	3-25	2-16
Had Intercepted	2	0
PUNTS - AVERAGE	7-333-47.6	5-243-48.6
RETURN YARDAGE	28	44
Punts - Return Yards	2-13	4-31
Kickoffs - Return Yards	1-15	0-0
Interceptions - Return Yards	0-0	2-13
PENALTIES - YARDS	8-51	10-94
FUMBLES - LOST	1-0	3-1
RED-ZONE EFFICIENCY	1 for 1	1 for 2
GOAL-TO-GO EFFICIENCY	1 for 1	1 for 2
TIME OF POSSESSION	23:52	36:08

INDIVIDUAL STATISTICS

RUSHING (Att-Yds-TD): Miami: J. Ajayi 11-16, J. Cutler 1-9, D. Williams 2-5, K. Drake 1-0.

N.Y. Jets: B. Powell 15-37-1, E. McGuire 7-34, M. Forte 8-25, J. McCown 4-7.

PASSING (A-C-Y-TD-I): Miami: J. Cutler 44-26-220-1-1, M. Haack 1-0-0-0-0.

N.Y. Jets: J. McCown 23-18-249-1-0.

RECEIVING (Rec-Yds-TD): Miami: D. Parker 8-76-1, J. Landry 6-48, K. Stills 4-51, J. Thomas 3-16, J. Ajayi 2-9, J. Grant 1-12, D. Williams 1-6, K. Drake 1-2.

N.Y. Jets: J. Kerley 5-42, A. Seferian-Jenkins 5-31, R. Anderson 3-95-1, J. Kearse 3-42, A. Stewart 1-24, L. Thomas 1-15.

SACKS (Sk-Yds): Miami: C. Wake 1-11, A. Branch 1-5.

N.Y. Jets: B. Skrine 1-12, Ja. Adams 1-10, D. Bass 1-3.

INTERCEPTIONS: Miami: None

N.Y. Jets: T. Brooks 2-13.

FORCED FUMBLES: Miami: B. Maxwell 1, N. Suh 1.

N.Y. Jets: None.

FUMBLE RECOVERIES (No-Yds): Miami: M. Hull 1-0.

N.Y. Jets: None.

GAME 3

NEW ORLEANS 20, MIAMI 0
OCT. 1, 2017

WEMBLEY STADIUM
LONDON, ENGLAND

A promising first drive had a disappointing ending for the Dolphins, and things didn't get better after that in London. The Dolphins offense could get little going after an end zone interception on that first drive and the result was a 20-0 loss against the New Orleans Saints at Wembley Stadium. Drew Brees threw touchdown passes to wide receiver Michael Thomas — not to be confused with Dolphins safety Michael Thomas — and running back Alvin Kamara, and Will Lutz kicked two field goals for the Saints. The Dolphins drove 81 yards on the opening drive of the game and had a first-and-goal after a 22-yard completion from Jay Cutler to tight end Julius Thomas on third-and-7. But on first down from the Saints 4-yard line, cornerback Ken Crawley picked off Cutler when he attempted a fade pass to Thomas, who was lined up wide to the right. The Dolphins had only one other promising drive, but that one ended with a questionable offensive pass interference call on Kenny Stills when Cutler had hit Jarvis Landry for a first down inside the New Orleans 40-yard line. The Dolphins suffered their first shutout loss since December 2013 when they

dropped a 19-0 decision against the Buffalo Bills. The defense held New Orleans off the scoreboard until the final play of the first half when Lutz hit a 43-yard field goal. The Saints began the drive at midfield with 1:10 left after the Dolphins' previous was derailed by back-to-back penalties that created a first-and-26 from their 6-yard line. Defensive end Cameron Wake had his second sack in two games in the fourth quarter, but Kamara scored on a 12-yard shovel pass on third-and-goal on the very next play. New Orleans increased its lead to 10-0 when it took the second-half kickoff and marched 77 yards for a touchdown. The drive was kept alive when defensive tackle Davon Godchaux was flagged for a defensive holding on a third-and-1 where safety Reshad Jones dropped running back Mark Ingram in the backfield for a loss. There also was a fourth-and-inches conversion by Brees on a sneak when the spot barely was good enough for a first down. The Saints made it 13-0 early in the fourth quarter when Lutz kicked a 45-yard field goal. The Dolphins, meanwhile, did not take an offensive snap beyond their 40-yard line the second half until the final minutes.

NEW ORLEANS	0	3	7	10	-	20
MIAMI	0	0	0	0	-	0

TEAM	QTR	TIME	PLAY (EXTRA POINT) (DRIVE INFO)	NO	MIA
Saints	2	0:00	W.Lutz 43 yd. Field Goal (8-25, 1:10)	3	0
Saints	3	9:01	M.Thomas 3 yd. pass from D.Brees (W.Lutz kick) (11-77, 5:59)	10	0
Saints	4	12:32	W.Lutz 45 yd. Field Goal (12-34, 6:37)	13	0
Saints	4	3:57	A.Kamara 12 yd. pass from D.Brees (W.Lutz kick) (11-87, 5:41)	20	0

ATT. - 84,423

	SAINTS	DOLPHINS
FIRST DOWNS	22	11
Rushing	4	3
Passing	16	7
Penalty	2	1
3rd-Down Efficiency	6 for 13	1 for 8
4th-Down Efficiency	1 for 2	0 for 1
TOTAL NET YARDS	347	186
Total Net Plays	70	47
Average Gain	5.0	4.0
NET YARDS RUSHING	86	58
Rushes	28	15
Yards per Rush	3.1	3.9
NET YARDS PASSING	261	128
Completed - Attempted	29-41	20-28
Yards per Pass Play	6.2	4.0
Sacked - Yards Lost	1-7	4-36
Had Intercepted	0	1
PUNTS - AVERAGE	3-141-47.0	6-263-43.8
RETURN YARDAGE	49	54
Punts - Return Yards	3-26	2-9
Kickoffs - Return Yards	1-23	2-45
Interceptions - Return Yards	1-0	0-0
PENALTIES - YARDS	8-71	11-90
FUMBLES - LOST	2-0	2-0
RED-ZONE EFFICIENCY	2 for 4	0 for 1
GOAL-TO-GO EFFICIENCY	2 for 2	0 for 1
TIME OF POSSESSION	34:28	25:32

INDIVIDUAL STATISTICS

RUSHING (Att-Yds-TD): New Orleans: M. Ingram 14-45, A. Kamara 5-25, T. Ginn 1-9, A. Peterson 4-4, D. Brees 4-3.

Miami: J. Ajayi 12-46, K. Drake 1-6, J. Cutler 1-5, D. Williams 1-1.

PASSING (A-C-Y-TD-Int): New Orleans: D. Brees 41-29-268-2-0.

Miami: J. Cutler 28-20-164-0-1.

RECEIVING (Rec-Yds-TD): New Orleans: A. Kamara 10-71-1, M. Thomas 8-89-1, M. Ingram 4-17, T. Ginn 2-25, C. Fleener 2-21, B. Coleman 1-31, M. Hoomanawanui 1-13, T. Lewis 1-1.

Miami: D. Parker 6-89, J. Landry 6-40, K. Stills 3-13, J. Thomas 2-29, K. Drake 2-5, J. Ajayi 1-8.

SACKS (Sk-Yds): New Orleans: R. Bush 1-12, C. Jordan 1-10, A. Klein 1-8, D. Onyemata 1-6.

Miami: C. Wake 1-7.

INTERCEPTIONS (Int-Yds): New Orleans: K. Crawley 1-0.

Miami: None.

FORCED FUMBLES: New Orleans: C. Jordan 1, M. Lattimore 1.

Miami: None.

FUMBLE RECOVERIES (No-Yds): New Orleans: None.

Miami: None.

GAME 4

MIAMI 16, TENNESSEE 10
OCT. 8, 2017

HARD ROCK STADIUM
MIAMI GARDENS, FLA.

Safety Reshad Jones recovered two fumbles, including one for a touchdown, and the defense recorded six sacks in a 16-10 victory against the Tennessee Titans at Hard Rock Stadium. Jarvis Landry scored the go-ahead touchdown early in the fourth quarter when he caught a 6-yard pass from Jay Cutler on third-and-goal. The six sacks, including two by Andre Branch, came against backup quarterback Matt Cassel, who started for Tennessee in place of the injured Marcus Mariota. Rookie first-round pick Charles Harris had his first NFL sack and it was a big one — it came on third down in the final four minutes of the fourth quarter. The Dolphins then all but clinched the victory when Jay Ajayi gained a first down with an 8-yard run on third-and-7. Jones and Cameron Wake shared a QB sack that almost produced a safety in the third quarter, and Ndamukong Suh had the other. Jones' touchdown was the fourth of his career, but the first on a fumble return. The other three were on interception returns, including one against Tennessee in 2015. It was the team's first fumble return for a touchdown since 2014 when Cortland Finnegan scored in London against the Oakland Raiders. The Dolphins took the lead in the first quarter on Parkey's 41-yard field goal, which came after Jones recovered a DeMarco Murray fumble forced by rookie defensive tackle Davon Godchaux. Jones' touchdown made it 10-0 before Tennessee cut the Dolphins with a field goal after the Titans recovered a Jay Ajayi fumble. Tennessee tied the game in the third quarter with a 69-yard touchdown drive capped by an 11-yard pass from Cassel to tight end Phillip Supernaw. The play came after Supernaw had been flagged for two false starts to move the ball from the Miami 1-yard line to the 11. Linebacker Rey Mauluga made his Dolphins debut after missing the first three games because of a hamstring injury.

TENNESSEE	0	3	7	0	-	10
MIAMI	10	0	0	6	-	16

TEAM	QTR	TIME	PLAY (EXTRA POINT) (DRIVE INFO)	TEN	MIA
Dolphins	1	0:53	C.Parkey 41 yd. Field Goal (7-19, 3:09)	0	3
Dolphins	1	0:06	R.Jones 38 yd. fumble return (C.Parkey kick)	0	10
Titans	2	9:37	R.Succop 45 yd. Field Goal (4--3, 2:15)	3	10
Titans	3	7:17	P.Superaw 11 yd. pass from M.Cassel (R.Succop kick) (9-69, 4:42)	10	10
Dolphins	4	10:33	J.Landry 6 yd. pass from J.Cutler (kick failed, wr) (10-58, 4:56)	10	16

ATT. – 65,135

	TITANS	DOLPHINS
FIRST DOWNS	14	12
Rushing	3	5
Passing	9	7
Penalty	2	0
3rd-Down Efficiency	2 for 13	5 for 15
4th-Down Efficiency	0 for 0	0 for 0
TOTAL NET YARDS	188	178
Total Net Plays	58	59
Average Gain	3.2	3.0
NET YARDS RUSHING	69	100
Rushes	20	31
Yards per Rush	3.5	3.2
NET YARDS PASSING	119	78
Completed - Attempted	21-32	12-27
Yards per Pass Play	3.1	2.8
Sacked - Yards Lost	6-22	1-14
Had Intercepted	0	1
PUNTS - AVERAGE	10-54.9-54.9	9-45.9-51.0
RETURN YARDAGE	67	91
Punts - Return Yards	2-14	7-47
Kickoffs - Return Yards	2-39	2-44
Interceptions - Return Yards	1-14	0-0
PENALTIES - YARDS	11-77	5-23
FUMBLES - LOST	2-2	1-1
RED-ZONE EFFICIENCY	1 for 1	1 for 1
GOAL-TO-GO EFFICIENCY	1 for 1	1 for 1
TIME OF POSSESSION	30:15	29:45

INDIVIDUAL STATISTICS

RUSHING (Att-Yds-TD): Tennessee: D. Murray 14-58, D. Henry 4-9, T. Taylor 1-5, R. Matthews 1-(-3).

Miami: J. Ajayi 25-77, D. Williams 3-15, J. Cutler 2-8, K. Drake 1-0.

PASSING (A-C-Y-TD-I): Tennessee: M. Cassel 32-21-141-1-0.

Miami: J. Cutler 26-12-92-1-1, M. Gray 1-0-0-0-0.

RECEIVING (Rec-Yds-TD): Tennessee: J. Smith 5-21, E. Decker 4-34, D. Murray 4-11, R. Matthews 3-34, D. Walker 3-25, P. Supernaw 2-16-1.

Miami: J. Landry 5-44-1, J. Ajayi 2-2, J. Thomas 1-15, D. Williams 1-13, K. Stills 1-13, D. Parker 1-6, J. Grant 1-(-1).

SACKS (Sk-Yds): Tennessee: J. Casey 1-14.

Miami: A. Branch 2-5, C. Harris 1-8, K. Alonso 1-0, N. Suh 1-0, R. Jones 0.5-4.5, C. Wake 0.5-4.5.

INTERCEPTIONS (Int-Yds): Tennessee: T. Smith 1-14.

Miami: None

FORCED FUMBLES: Tennessee: A. Jackson 1.

Miami: K. Alonso 1, D. Godchaux 1.

FUMBLE RECOVERIES (No-Yds): Tennessee: K. Byard 1-6.

Miami: R. Jones 2-38-1.

GAME 5

MIAMI 20, ATLANTA 17
OCT. 15, 2017

MERCEDES-BENZ STADIUM
ATLANTA, GA.

The Dolphins pulled off a remarkable comeback in their first-ever visit to Atlanta's Mercedes-Benz Stadium. The Dolphins scored 20 unanswered points in the second half to stun the defending NFC champion Atlanta Falcons, 20-17. This marked the first time the Dolphins erased a 17-point second-half deficit on the road since the famous "Fake Spike" game against the New York Jets in 1994. Kicker Cody Parkey's second field goal of the game, a 38-yarder with 2:45 remaining in the fourth quarter broke a 17-17 tie. Safety Reshad Jones then clinched the victory when he intercepted Matt Ryan at the Dolphins 7-yard line with 38 seconds left after the Falcons had moved into field goal range. Rookie third-round pick Cordrea Tankersley broke up Ryan's pass intended for tight end Austin Hooper and Jones was there to grab the floating ball. Parkey earlier had tied the game with a 49-yard field goal in the fourth quarter after Jay Cutler threw touchdown passes to wide receivers Kenny Stills and Jarvis Landry. Running back Jay Ajayi was a key factor in the victory as well, as he rushed for 130 yards — his second 100-yard performance of the season. The defense shut out the potent Atlanta offense in the second half, thanks to the pass rush and Jones' heroics. The Dolphins began their comeback with the opening drive of the second half when they drove 75 yards on 15 plays. The 8:43 drive was the Dolphins' longest in terms of time since 2013 when they had a 9:10 drive against the New York Jets. The key play in the drive was a 3-yard completion from Cutler to running back Damien Williams. The drive also featured an 18-yard completion from Cutler to Stills on third-and-2 and ended with the two hooking up for an 11-yard touchdown on third-and-7.

MIAMI	0	0	14	6	-	20
ATLANTA	10	7	0	0	-	17

TEAM	QTR	TIME	PLAY (EXTRA POINT) (DRIVE INFO)	MIA	ATL
Falcons	1	9:41	M.Bryant 50 yd. Field Goal (11-43, 5:19)	0	3
Falcons	1	1:51	M.Hall 40 yd. pass from M.Ryan (M.Bryant kick) (9-90, 4:49)	0	10
Falcons	2	5:29	T.Coleman 6 yd. run (M.Bryant kick) (5-61, 2:23)	0	17
Dolphins	3	6:17	K.Stills 11 yd. pass from J.Cutler (C.Parkey kick) (15-75, 8:43)	7	17
Dolphins	3	1:32	J.Landry 7 yd. pass from J.Cutler (C.Parkey kick) (5-51, 2:30)	14	17
Dolphins	4	8:34	C.Parkey 49 yd. Field Goal (8-21, 3:08)	17	17
Dolphins	4	2:30	C.Parkey 38 yd. Field Goal (10-46, 4:30)	20	17

ATT. – 70,593

	DOLPHINS	FALCONS
FIRST DOWNS	20	19
Rushing	7	5
Passing	10	13
Penalty	3	1
3rd-Down Efficiency	5 for 12	6 for 11
4th-Down Efficiency	2 for 3	0 for 1
TOTAL NET YARDS	289	339
Total Net Plays	64	56
Average Gain	4.5	6.1
NET YARDS RUSHING	138	100
Rushes	31	19
Yards per Rush	4.5	5.3
Net Yards Passing	151	239
Completed - Attempted	19-33	24-35
Yards per Pass Play	4.6	6.5
Sacked - Yards Lost	0-0	2-9
Had Intercepted	1	1
PUNTS - AVERAGE	2-80-40.0	3-118-39.3
RETURN YARDAGE	58	35
Punts - Return Yards	1-8	0-0
Kickoffs - Return Yards	2-35	2-34
Interceptions - Return Yards	1-15	1-1

PENALTIES - YARDS	4-42	6-73
FUMBLES - LOST	0-0	1-0
RED-ZONE EFFICIENCY	2 for 3	1 for 1
GOAL-TO-GO EFFICIENCY	0 for 0	1 for 1
TIME OF POSSESSION	34:24	25:36

INDIVIDUAL STATISTICS

RUSHING (Att-Yds-TD): Miami: J. Ajayi 26-130, D. Williams 4-9, J. Cutler 1-(-1).

Atlanta: D. Freeman 9-68, T. Coleman 9-32-1, M. Boshier 1-0.

PASSING (A-C-Y-TD-I): Miami: J. Cutler 33-19-151-2-1.

Atlanta: M. Ryan 35-24-248-1-1.

RECEIVING (Rec-Yds-TD): Miami: J. Landry 8-62-1, K. Stills 4-49-1, J. Thomas 3-22, D. Williams 3-14, J. Grant 1-4.

Atlanta: A. Hooper 7-48, Ju. Jones 6-72, T. Gabriel 4-39, J. Hardy 3-34, D. Freeman 2-11, M. Hall 1-40-1, T. Coleman 1-4.

SACKS (Sk-Yds): Miami: N. Suh 1-5, C. Wake 1-4.

Atlanta: None.

INTERCEPTIONS (Int-Yds): Miami: R. Jones 1-15.

Atlanta: D. Jones 1-1.

FORCED FUMBLES: Miami: None.

Atlanta: None.

FUMBLE RECOVERIES (No-Yds): Miami: None.

Atlanta: None.

GAME 6

MIAMI 31, N.Y. JETS 28
OCT. 22, 2017

HARD ROCK STADIUM
MIAMI GARDENS, FLA.

Matt Moore came off the bench to help the Dolphins produce another thrilling comeback victory. After replacing injured starting quarterback Jay Cutler, Moore threw two touchdown passes to Kenny Stills to help erase a 28-14 fourth-quarter deficit and cornerback Bobby McCain had an interception to set up Cody Parkey's 39-game winning field goal with 22 seconds left as the Dolphins defeated the New York Jets 31-28 at Hard Rock Stadium. The victory, which came a week after the Dolphins rallied from a 17-0 halftime deficit against the Atlanta Falcons, was their 12th consecutive in games decided by seven points or less. That's two shy of the NFL record, set by the Indianapolis Colts between 2008 and 2009. On a first-and-10 from the Jets 15-yard line, McCain intercepted a pass near the sideline intended for wide receiver Jermaine Kearse. Cutler threw two touchdown passes in the first half, connecting with Landry and Fasano, as the Dolphins score 14 points in the first half after combining for 13 in the first two quarters in their first five games. Cutler and Moore became the first pair of Dolphins quarterbacks to throw touchdown passes in the same game since 2010 when Chad Henne and Tyler Thigpen did it in a 29-17 victory against the Tennessee Titans. Quarterback Josh McCown threw for three touchdowns and ran for another for the Jets, who were trying to sweep the season series. Along with Cutler, the Dolphins also lost left tackle Laremy Tunsil to a knee injury in the third quarter.

N.Y. JETS	14	7	7	0	-	28
MIAMI	7	7	0	17	-	31

TEAM	QTR	TIME	PLAY (EXTRA POINT) (DRIVE INFO)	NYJ	MIAMI
Jets	1	12:55	J.Kearse 29 yd. pass from J.McCown (C.Catanzaro kick) (5-75, 2:05)	7	0
Dolphins	1	10:44	J.Landry 4 yd. pass from J.Cutler (C.Parkey kick) (5-75, 2:11)	7	7
Jets	1	1:27	R.Anderson 18 yd. pass from J.McCown (C.Catanzaro kick) (8-75, 4:54)	14	7
Dolphins	2	6:14	A.Fasano 4 yd. pass from J.Cutler (C.Parkey kick) (10-70, 5:11)	14	14
Jets	2	1:51	J.McCown 1 yd. run (C.Catanzaro kick) (2-1, 0:41)	21	14
Jets	3	1:41	A.Seferian-Jenkins 10 yd. pass from J.McCown (C.Catanzaro kick) (7-45, 4:05)	28	14
Dolphins	4	11:21	K.Stills 28 yd. pass from M.Moore (C.Parkey kick) (4-42, 1:27)	28	21
Dolphins	4	6:19	K.Stills 2 yd. pass from M.Moore (C.Parkey kick) (6-54, 3:25)	28	28
Dolphins	4	0:22	C.Parkey 39 yd. Field Goal (4-6, 0:17)	28	31

ATT. - 65,025

	JETS	DOLPHINS
FIRST DOWNS	16	25
Rushing	4	3
Passing	10	16
Penalty	2	6
3rd-Down Efficiency	4 for 11	5 for 13
4th-Down Efficiency	0 for 0	0 for 0
TOTAL NET YARDS	272	357
Total Net Plays	52	65
Average Gain	5.2	5.5
NET YARDS RUSHING	92	53

Rushes	22	25
Yards per Rush	4.2	2.1
NET YARDS PASSING	180	304
Completed - Attempted	17-27	25-37
Yards per Pass Play	6.0	7.6
Sacked - Yards Lost	3-29	3-22
Had Intercepted	1	2
PUNTS - AVERAGE	7-321-45.9	6-267-44.5
RETURN YARDAGE	89	95
Punts - Return Yards	4-24	4-33
Kickoffs - Return Yards	2-30	2-56
Interceptions - Return Yards	2-35	1-6
PENALTIES - YARDS	12-124	9-76
FUMBLES - LOST	2-1	1-0
RED-ZONE EFFICIENCY	3 for 3	3 for 3
GOAL-TO-GO EFFICIENCY	1 for 1	3 for 3
TIME OF POSSESSION	28:02	31:58

INDIVIDUAL STATISTICS

RUSHING (Att-Yds-TD): N.Y. Jets: B. Powell 9-43, M. Forte 7-41, E. McGuire 3-7, J. McCown 3-1-1.

Miami: J. Ajayi 23-51, D. Williams 2-2.

PASSING (A-C-Y-TD-I): N.Y. Jets: J. McCown 27-17-209-3-1.

Miami: M. Moore 21-13-188-2-1, J. Cutler 16-12-138-2-1.

RECEIVING (Rec-Yds-TD): N.Y. Jets: M. Forte 5-41, R. Anderson 3-35-1, A. Seferian-Jenkins 3-21-1, B.

Powell 2-40, J. Kerley 2-17, J. Kearse 1-29-1, E. Tomlinson 1-26.

Miami: J. Landry 7-93-1, K. Stills 6-85-2, J. Thomas 3-58, J. Ajayi 3-26, A. Fasano 3-25-1, D. Williams 2-18, L. Carroo 1-21.

SACKS (Sk-Yds): N.Y. Jets: D. Davis 1-9, Ja. Adams 1-8, J. Martin 1-5.

Miami: C. Wake 2.5-24, N. Suh 0.5-5.

INTERCEPTIONS (Int-Yds): N.Y. Jets: M. Maye 1-32, M. Wilkerson 1-3.

Miami: B. McCain 1-6.

FORCED FUMBLES: N.Y. Jets: D. Lee 1.

Miami: None.

FUMBLE RECOVERIES (No-Yds): N.Y. Jets: None.

Miami: T. Fede 1.

GAME 7

BALTIMORE 40, MIAMI 0
OCT. 26, 2017

M&T BANK STADIUM
BALTIMORE, MD.

It was another disappointing visit to Baltimore for the Miami Dolphins. Quarterbacks Joe Flacco and Ryan Mallett each threw a touchdown pass to help the Ravens build a 20-0 halftime lead on their way to a 40-0 victory in a Thursday night game at M&T Bank Stadium. Linebacker C.J. Mosley and cornerback Jimmy Smith both returned interceptions for touchdown, Mosley going 63 yards in the third quarter and Smith going 50 in the fourth. Wide receiver Chris Moore had another fourth-quarter touchdown when he recovered a Baltimore fumble in the end zone. Justin Tucker kicked two field goals, though rookie Dolphins defensive tackle Vincent Taylor blocked a 46-yard attempt in the second half. That, unfortunately, was a rare highlight for the Dolphins. Running back Jay Ajayi had a season-long 21-yard run on his first carry, but found little room to run after that. Matt Moore made his first start of the season at quarterback in place of injured starter Jay Cutler, but he couldn't duplicate his first start of 2016 when he had four touchdown passes against the New York Jets. Moore was sacked three times, including a fourth-down play in the fourth quarter. Along with Cutler, the Dolphins also played without starting defensive end Andre Branch and starting left guard Anthony Steen, who were nursing groin and foot injuries, respectively. Rookie first-round pick Charles Harris made his first NFL start in place of Branch. The loss at Baltimore ended the Dolphins' three-game winning streak. The Dolphins had a six-game winning streak end in Baltimore last season.

MIAMI	0	0	0	0	-	0
BALTIMORE	7	13	0	20	-	40

TEAM	QTR	TIME	PLAY (EXTRA POINT) (DRIVE INFO)	MIA	BAL
Ravens	1	8:19	J.Maclin 34 yd. pass from J.Flacco (J.Tucker kick) (3-40, 0:50)	0	7
Ravens	2	13:16	J.Tucker 55 yd. Field Goal (7-35, 2:51)	0	10
Ravens	2	8:02	J.Tucker 48 yd. Field Goal (8-30, 3:48)	0	13
Ravens	2	1:56	B.Watson 2 yd. pass from R.Mallett (J.Tucker kick) (8-60, 3:04)	0	20
Ravens	4	14:15	C.Mosley 63 yd. interception return (pass failed)	0	26
Ravens	4	6:39	C.Moore fumble recovery in end zone (J.Tucker kick) (8-38, 4:44)	0	33
Ravens	4	4:28	J.Smith 50 yd. interception return (J.Tucker kick)	0	40

ATT. - 70,408

	DOLPHINS	RAVENS
FIRST DOWNS	13	19
Rushing	3	9
Passing	9	7
Penalty	1	3
3rd-Down Efficiency	4 for 15	3 for 13
4th-Down Efficiency	0 for 2	0 for 0
TOTAL NET YARDS	196	295
Total Net Plays	66	62
Average Gain	3.0	4.8
NET YARDS RUSHING	45	174
Rushes	19	40
Yards per Rush	2.4	4.4
NET YARDS PASSING	151	121
Completed - Attempted	25-44	13-22
Yards per Pass Play	3.2	5.5
Sacked - Yards Lost	3-25	0-0
Had Intercepted	2	0
PUNTS - AVERAGE	8-328-41.0	5-225-45.0
RETURN YARDAGE	20	148
Punts - Return Yards	2-5	3-9
Kickoffs - Return Yards	1-15	1-26
Interceptions - Return Yards	0-0	2-113
PENALTIES - YARDS	7-43	5-40
FUMBLES - LOST	0-0	1-0
RED-ZONE EFFICIENCY	0 for 0	2 for 2
GOAL-TO-GO EFFICIENCY	0 for 0	2 for 2
TIME OF POSSESSION	28:46	31:14

INDIVIDUAL STATISTICS

RUSHING (Att-Yds-TD): Miami: J. Ajayi 13-23, K. Drake 6-22.

Baltimore: A. Collins 18-133, J. Allen 17-55, J. Flacco 1-9, R. Mallett 4-(-3).

PASSING (A-C-Y-TD-I): Miami: M. Moore 44-25-176-0-2.

Baltimore: J. Flacco 15-10-101-1-0, R. Mallett 7-3-20-1-0.

RECEIVING (Rec-Yds-TD): Miami: L. Carroo 6-48, K. Stills 5-65, J. Landry 5-33, J. Ajayi 4-18, A. Fasano 2-11, J. Thomas 2-2, D. Williams 2-(-1).

Baltimore: N. Boyle 4-29, J. Maclin 3-53-1, A. Collins 2-30, B. Watson 2-6-1, J. Allen 1-2, P. Ricard 1-1.

SACKS (Sk-Yds): Miami: None.

Baltimore: A. Levine Sr. 1-8, T. Bowser 1-5, C. Mosley 0.5-6, Z. Smith 0.5-6.

INTERCEPTIONS (Int-Yds): Miami: None.

Baltimore: C. Mosley 1-63-1, J. Smith 1-50-1.

FORCED FUMBLES: Miami: None.

Baltimore: None.

FUMBLE RECOVERIES (No-Yds): Miami: None.

Baltimore: None.

GAME 8

OAKLAND 27, MIAMI 24
NOV. 5, 2017

HARD ROCK STADIUM
MIAMI GARDENS, FLA.

The Oakland Raiders spoiled the Dolphins' return to Sunday Night Football. Quarterback Jay Cutler returned to action and threw three touchdown passes, but it wasn't enough as the Dolphins suffered a 27-24 loss at Hard Rock Stadium in their first Sunday night appearance since 2010. Marshawn Lynch rushed for two touchdowns and Derek Carr threw a 44-yard TD pass to Johnny Holton for the Raiders, who came in having lost five of their past six games. Running back Damien Williams, wide receiver Jarvis Landry and tight end Julius Thomas had the touchdowns for the Dolphins, who concluded the first half of the regular season with a 4-4 record. Cody Parkey kicked a 49-yard field goal. Kenyan Drake had a 42-yard run for the Dolphins' longest offensive play of the game. Ndamukong Suh produced the defensive highlight when he jumped to knock the ball out of quarterback Derek Carr's hand as he was preparing to pass. Raiders tackle Marshall Newhouse recovered the fumble, but he lost the ball again when he was hit by linebacker Kiko Alonso and defensive end Charles Harris recovered for the Dolphins takeaway. Safety Reshad Jones had an interception on the final play before the two-minute warning. The Dolphins were hurt by penalties and miscues, including a lost fumble by Drake and 11 penalties. Oakland seemingly put the game away when Lynch scored his second touchdown on a 3-yard run to make it a 27-16 score. The play immediately followed a defensive pass interference penalty on cornerback Xavien Howard and a completion accompanied by a personal foul penalty on Reshad Jones. The Dolphins scored with 1:32 left to make it 27-24 after Drake ran it in for the two-point conversion, but the comeback attempt ended when Raiders wide receiver Amari Cooper recovered the ensuing onside kick.

OAKLAND	3	10	7	7	-	27
MIAMI	0	9	7	8	-	24

TEAM	QTR	TIME	PLAY (EXTRA POINT) (DRIVE INFO)	OAK	MIAMI
Raiders	1	7:31	G.Tavecchio 36 yd. Field Goal (12-58, 7:29)	3	0
Dolphins	2	10:37	D.Williams 10 yd. pass from J.Cutler (kick failed, hlu) (10-82, 5:35)	3	6
Raiders	2	3:26	J.Holton 44 yd. pass from D.Carr (G.Tavecchio kick) (6-81, 4:02)	10	6
Dolphins	2	0:32	C.Parkey 49 yd. Field Goal (8-49, 2:54)	10	9
Raiders	2	0:00	G.Tavecchio 53 yd. Field Goal (5-42, 0:32)	13	9
Raiders	3	9:23	M.Lynch 22 yd. run (G.Tavecchio kick) (6-67, 3:24)	20	9
Dolphins	3	6:34	J.Landry 6 yd. pass from J.Cutler (C.Parkey kick) (7-75, 2:49)	20	16
Raiders	4	4:37	M.Lynch 3 yd. run (G.Tavecchio kick) (6-87, 2:44)	27	16
Dolphins	4	1:32	J.Thomas 15 yd. pass from J.Cutler (K.Drake run) (5-83, 0:22)	27	24

ATT. – 65,139

	RAIDERS	DOLPHINS
FIRST DOWNS	20	23
Rushing	4	4
Passing	14	15
Penalty	2	4
3rd-Down Efficiency	8 for 15	5 for 12
4th-Down Efficiency	0 for 0	0 for 1
TOTAL NET YARDS	379	395
Total Net Plays	58	61
Average Gain	6.5	6.5
NET YARDS RUSHING	84	86
Rushes	27	18
Yards per Rush	3.1	4.8
NET YARDS PASSING	295	309
Completed - Attempted	21-30	34-42
Yards per Pass Play	9.5	7.2
Sacked - Yards Lost	1-5	1-2
Had Intercepted	1	0
PUNTS - AVERAGE	3-140-46.7	5-221-44.2
RETURN YARDAGE	82	52
Punts - Return Yards	2-21	1-5
Kickoffs - Return Yards	2-61	2-47
Interceptions - Return Yards	0-0	1-0
PENALTIES - YARDS	10-105	11-107
FUMBLES - LOST	3-1	2-1
RED-ZONE EFFICIENCY	1 for 2	3 for 3
GOAL-TO-GO EFFICIENCY	1 for 1	2 for 2
TIME OF POSSESSION	30:56	29:04

INDIVIDUAL STATISTICS

RUSHING (Att-Yds-TD): Oakland: M. Lynch 14-57-2, D. Washington 4-16, J. Richard 5-14, D. Carr 4-(-3).
Miami: K. Drake 9-69, D. Williams 7-14, M. Gray 1-3, J. Cutler 1-0.

PASSING (A-C-Y-TD-I): Oakland: D. Carr 30-21-300-1-1.
Miami: J. Cutler 42-34-311-3-0.

RECEIVING (Rec-Yds-TD): Oakland: J. Cook 8-126, A. Cooper 4-58, M. Crabtree 3-40, S. Roberts 2-28, M. Lynch 2-6, J. Holton 1-44-1, D. Washington 1-(-2).
Miami: J. Thomas 6-84-1, D. Williams 6-47-1, K. Drake 6-35, J. Landry 6-32-1, D. Parker 5-76, K. Stills 3-28, A. Fasano 2-9.

SACKS (Sk-Yds): Oakland: M. Edwards 0.5-1, B. Irvin 0.5-1.
Miami: N. Suh 1-5.

INTERCEPTIONS (Int-Yds): Oakland: None
Miami: R. Jones 1-0.

FORCED FUMBLES: Oakland: B. Irvin 1.
Miami: K. Alonso 1, N. Suh 1.

FUMBLE RECOVERIES (No-Yds): Oakland: T. Carrie 1-0.
Miami: C. Harris 1-0.

GAME 9

CAROLINA 45, MIAMI 21
NOV. 13, 2017

BANK OF AMERICA STADIUM
CHARLOTTE, N.C.

The Dolphins completed their trio of prime-time games in disappointing fashion. Running back Kenyan Drake had the Dolphins' longest offensive play of the season when he scored on a 66-yard touchdown run and Jay Cutler threw two touchdown passes, but it wasn't nearly enough as the Dolphins left Bank of America Stadium with a 45-21 loss. Tight end Julius Thomas and wide receiver Jarvis Landry had the touchdown receptions for the Dolphins. Rookie running back Christian McCaffrey had a touchdown run and a touchdown reception for Carolina, and wide receiver Devin Funchess had two touchdown catches. Cam Newton threw four touchdown passes and had a 69-yard run in the third quarter. Drake's run, which surpassed his 42-yard run eight days earlier as the Dolphins' longest offensive play of the season, was the

team's first rushing touchdown of the season. It was the longest run for the Dolphins since Oct. 25, 2015 when Lamar Miller had an 85-yard touchdown against the Houston Texans. The Dolphins trailed 10-7 when the game turned late in the first half. After Thomas scored on a shovel pass to cut into Carolina's 10-0 deficit, the Dolphins stopped the Panthers' two-minute drive at the end of the first half. But after the Dolphins took over at their own 20 with under a minute left, Jay Cutler was intercepted by linebacker Luke Kuechly and Carolina took a 17-7 lead into halftime after Newton threw a TD pass to tight end Ed Dickson.

MIAMI	0	7	7	7	-	21
CAROLINA	3	14	21	7	-	45

TEAM	QTR	TIME	PLAY (EXTRA POINT) (DRIVE INFO)	MIA	CAR
Panthers	1	1:50	G.Gano 40 yd. Field Goal (11-42, 5:33)	0	3
Panthers	2	6:59	C.McCaffrey 4 yd. run (G.Gano kick) (12-85, 6:17)	0	10
Dolphins	2	2:12	J.Thomas 2 yd. pass from J.Cutler (C.Parkey kick) (10-75, 4:47)	7	10
Panthers	2	0:19	E.Dickson 7 yd. pass from C.Newton (G.Gano kick) (4-20, 0:22)	7	17
Panthers	3	11:50	D.Funchess 28 yd. pass from C.Newton (G.Gano kick) (8-78, 3:10)	7	24
Panthers	3	7:15	C.Artis-Payne 12 yd. run (G.Gano kick) (4-48, 2:19)	7	31
Dolphins	3	5:47	K.Drake 66 yd. run (C.Parkey kick) (3-75, 1:28)	14	31
Panthers	3	3:07	C.McCaffrey 2 yd. pass from C.Newton (G.Gano kick) (4-87, 2:40)	14	38
Panthers	4	8:20	D.Funchess 32 yd. pass from C.Newton (G.Gano kick) (11-83, 6:43)	14	45
Dolphins	4	4:05	J.Landry 9 yd. pass from J.Cutler (C.Parkey kick) (10-75, 4:15)	21	45

ATT. - 72,790

	DOLPHINS	PANTHERS
FIRST DOWNS	17	30
Rushing	3	12
Passing	12	16
Penalty	2	2
3rd-Down Efficiency	7 for 12	11 for 14
4th-Down Efficiency	0 for 1	0 for 0
TOTAL NET YARDS	313	548
Total Net Plays	54	71
Average Gain	5.8	7.7
NET YARDS RUSHING	100	294
Rushes	17	36
Yards per Rush	5.9	8.2
NET YARDS PASSING	213	254
Completed - Attempted	22-37	21-35
Yards per Pass Play	5.8	7.3
Sacked - Yards Lost	0-0	0-0
Had Intercepted	1	0
PUNTS - AVERAGE	4-167-41.8	2-85-42.5
RETURN YARDAGE	87	91
Punts - Return Yards	0-0	2-10
Kickoffs - Return Yards	4-87	4-81
Interceptions - Return Yards	0-0	1-0
PENALTIES - YARDS	7-57	6-37
FUMBLES - LOST	0-0	0-0
RED-ZONE EFFICIENCY	2 for 2	4 for 4
GOAL-TO-GO EFFICIENCY	1 for 1	3 for 3
TIME OF POSSESSION	24:21	35:39

INDIVIDUAL STATISTICS

RUSHING (Att-Yds-TD): Miami: K. Drake 7-82-1, D. Williams 9-19, J. Cutler 1-(-1).

Carolina: J. Stewart 17-110, C. Newton 5-95, C. Artis-Payne 7-68-1, C. McCaffrey 5-23-1, D. Anderson 2-(-2).

PASSING (A-C-Y-TD-Int): Miami: J. Cutler 37-22-213-2-1.

Carolina: C. Newton 35-21-254-4-0.

RECEIVING (Rec-Yds-TD): Miami: D. Parker 6-66, K. Stills 5-67, J. Landry 5-42-1, D. Williams 2-20, K. Drake 2-10, J. Thomas 2-8-1.

Carolina: D. Funchess 5-92-2, C. Samuel 5-45, R. Shepard 3-40, E. Dickson 3-33-1, C. McCaffrey 3-27-1, B. Bersin 1-12, K. Clay 1-5.

SACKS (Sk-Yds): Miami: None.

Carolina: None.

INTERCEPTIONS (Int-Yds): Miami: None.

Carolina: L. Kuechly 1-0.

FORCED FUMBLES: Miami: None.

Carolina: None.

FUMBLE RECOVERIES (No-Yds): Miami: None.

Carolina: None.

GAME 10

TAMPA BAY 30, MIAMI 20
NOV. 19, 2017

HARD ROCK STADIUM
MIAMI GARDENS, FLA.

Matt Moore was called on to come into the game at quarterback for the second time this season, but the Dolphins weren't able to rally for a victory this time. Moore replaced Jay Cutler, who left in the second half because of a concussion, helped the Dolphins erase a 20-7 deficit but Tampa Bay prevailed in the end, winning 30-20 on a 35-yard field goal by Patrick Murray with 6 seconds left. Tampa Bay scored a touchdown on the final play on a fumble recovery in the end zone after the Dolphins began using laterals in a desperate effort to score a miraculous touchdown. The Dolphins (4-6) tied the score 20-20 when Moore hit Kenny Stills with a 61-yard touchdown pass, capping Stills' seven-catch, 180-yard day. But Tampa Bay answered with a 58-yard drive that began with a 17-yard pass from Ryan Fitzpatrick, starting in place of the injured Jameis Winston, to wide receiver Mike Evans. Moore helped the Dolphins erase a 28-14 deficit in a 31-28 victory against the New York Jets on Oct. 22. Before tying the game, the Dolphins missed several opportunities in the second half. One of those came with 6:50 left in the fourth quarter when Damien Williams was stuffed for no gain on a fourth-and-1 from the Tampa Bay 34-yard line. The Dolphins earlier had to settle for two Cody Parkey field goals after they got into the red zone. Jarvis Landry scored the first Dolphins touchdown when he caught a 2-yard pass from Cutler in the first quarter.

TAMPA BAY	3	17	0	10	-	30
MIAMI	7	0	6	7	-	20

TEAM	QTR	TIME	PLAY (EXTRA POINT) (DRIVE INFO)	TB	MIA
Buccaneers	1	7:13	P.Murray 30 yd. Field Goal (7-63, 3:28)	3	0
Dolphins	1	4:23	J.Landry 2 yd. pass from J.Cutler (C.Parkey kick) (7-90, 2:50)	3	7
Buccaneers	2	14:10	P.Murray 30 yd. Field Goal (11-59, 5:13)	6	7
Buccaneers	2	12:14	O.Howard 6 yd. pass from R.Fitzpatrick (P.Murray kick) (2-5, 0:41)	13	7
Buccaneers	2	0:45	D.Jackson 4 yd. pass from R.Fitzpatrick (P.Murray kick) (4-37, 1:05)	20	7
Dolphins	3	10:57	C.Parkey 26 yd. Field Goal (9-70, 4:03)	20	10
Dolphins	3	4:19	C.Parkey 31 yd. Field Goal (11-66, 4:52)	20	13
Dolphins	4	3:00	K.Stills 61 yd. pass from M.Moore (C.Parkey kick) (5-74, 1:37)	20	20
Buccaneers	4	0:04	P.Murray 35 yd. Field Goal (9-58, 2:56)	23	20
Buccaneers	4	0:00	A.Glanton fumble recovery in end zone (P.Murray kick)	30	20

ATT. - 65,089

	BUCCANEERS	DOLPHINS
FIRST DOWNS	19	18
Rushing	2	1
Passing	15	15
Penalty	2	2
3rd-Down Efficiency	3 for 13	6 for 13
4th-Down Efficiency	0 for 0	0 for 1
TOTAL NET YARDS	321	448
Total Net Plays	62	60
Average Gain	5.2	7.5
NET YARDS RUSHING	53	83
Rushes	24	19
Yards per Rush	2.2	4.4
Net Yards Passing	268	365
Completed - Attempted	22-37	23-40
Yards per Pass Play	7.1	8.9
Sacked - Yards Lost	1-7	1-0
Had Intercepted	0	3
PUNTS - AVERAGE	6-249-41.5	2-106-53.0
RETURN YARDAGE	97	89
Punts - Return Yards	1-7	3-20
Kickoffs - Return Yards	2-53	4-69
Interceptions - Return Yards	3-37	0-0
PENALTIES - YARDS	9-82	17-123
FUMBLES - LOST	0-0	4-2
RED-ZONE EFFICIENCY	2 for 5	1 for 4
GOAL-TO-GO EFFICIENCY	2 for 2	1 for 2
TIME OF POSSESSION	31:49	28:11

INDIVIDUAL STATISTICS

RUSHING (Att-Yds-TD): Tampa Bay: D. Martin 19-38, R. Fitzpatrick 3-9, C. Sims III 1-3, J. Rodgers 1-3.

Miami: D. Williams 10-78, K. Drake 7-4, J. Cutler 1-1, M. Moore 1-0.

PASSING (A-C-Y-TD-I): Tampa Bay: R. Fitzpatrick 37-22-275-2-0.

Miami: M. Moore 28-17-1-0, J. Cutler 12-6-83-1-3.

RECEIVING (Rec-Yds-TD): Tampa Bay: M. Evans 5-92, O. Howard 3-52-1, C. Sims III 3-25, C. Godwin 2-38, D. Jackson 2-28-1, A. Humphries 2-11, P. Barber 2-11, D. Martin 2-6, C. Brate 1-12.
 Miami: K. Stills 7-180-1, J. Landry 6-95-1, J. Thomas 4-30, D. Parker 4-26, D. Williams 1-24, K. Drake 1-10.

SACKS (Sk-Yds): Tampa Bay: G. McCoy 1-0.
 Miami: C. Wake 1-7.

INTERCEPTIONS (Int-Yds): Tampa Bay: K. Alexander 1-20, J. Evans 1-11, R. McClain 1-6.
 Miami: None.

FORCED FUMBLES: Tampa Bay: R. Smith 1, C. Conte 1.
 Miami: None.

FUMBLE RECOVERIES (No-Yds): Tampa Bay: R. Smith 1-0, A. Glanton 1-0-1.
 Miami: None.

GAME 11

NEW ENGLAND 35, MIAMI 17
NOV. 26, 2017

GILLETTE STADIUM
FOXBOROUGH, MASS.

On a day when the Dolphins lost players to injuries and an ejection, a fake punt set the stage for a frustrating day at Gillette Stadium. Quarterback Tom Brady threw four touchdown passes, and running back Rex Burkhead and tight end Rob Gronkowski each scored two touchdowns as the New England Patriots handed the Dolphins a 35-17 defeat. The Dolphins lost running back Seniorise Perry on the second-half kickoff after he was taken out to be evaluated for a concussion. Damien Williams left the game later in that third quarter when he sustained a shoulder injury while being tackled after an 11-yard run. Cornerback Bobby McCain was ejected in the third quarter after officials ruled a threw a punch at New England wide receiver Danny Amendola after the two became tangled on a Patriots running play. Safety Reshad Jones and Kenyan Drake, the only running back available after Perry and Williams left the game, scored the Dolphins touchdowns. Cody Parkey kicked a 28-yard field goal in the second quarter. Jones scored when he returned a fumble 14 yards in the second quarter. The fumble came when backup center Ted Karras snapped the ball in shotgun formation when Brady wasn't looking at him. It was Jones' second touchdown of the season and the fifth of his career. Drake scored on a screen pass in the fourth quarter when the Dolphins trailed 28-10.

MIAMI	0	10	0	7	-	17
NEW ENGLAND	14	7	7	7	-	35

TEAM	QTR	TIME	PLAY (EXTRA POINT) (DRIVE INFO)	MIA	NE
Patriots	1	11:39	R.Burkhead 2 yd. run (S.Gostkowski kick) (8-75, 3:21)	0	7
Patriots	1	5:33	R.Gronkowski 5 yd. pass from T.Brady (S.Gostkowski kick) (9-88, 4:39)	0	14
Dolphins	2	13:19	R.Jones 14 yd. fumble return (C.Parkey kick)	7	14
Patriots	2	8:29	R.Burkhead 1 yd. pass from T.Brady (S.Gostkowski kick) (9-78, 4:50)	7	21
Dolphins	2	4:06	C.Parkey 28 yd. Field Goal (9-65, 4:23)	10	21
Patriots	3	10:28	R.Gronkowski 15 yd. pass from T.Brady (S.Gostkowski kick) (7-77, 2:46)	10	28
Dolphins	4	11:43	K.Drake 8 yd. pass from M.Moore (C.Parkey kick) (8-73, 3:12)	17	28
Patriots	4	6:31	B.Cooks 5 yd. pass from T.Brady (S.Gostkowski kick) (5-38, 2:10)	17	35

ATT. - 65,878

	DOLPHINS	PATRIOTS
FIRST DOWNS	15	25
Rushing	5	9
Passing	9	11
Penalty	1	5
3rd-Down Efficiency	2 for 11	5 for 12
4th-Down Efficiency	2 for 3	1 for 2
TOTAL NET YARDS	221	417
Total Net Plays	60	67
Average Gain	3.7	6.2
NET YARDS RUSHING	67	196
Rushes	19	38
Yards per Rush	3.5	5.2
NET YARDS PASSING	154	221
Completed - Attempted	23-34	18-28
Yards per Pass Play	3.8	7.6
Sacked - Yards Lost	7-61	1-6
Had Intercepted	2	1
PUNTS - AVERAGE	5-208-41.6	3-122-40.7
RETURN YARDAGE	97	59
Punts - Return Yards	1-0	3-4
Kickoffs - Return Yards	4-97	2-35
Interceptions - Return Yards	1-0	2-20
PENALTIES - YARDS	6-52	7-70
FUMBLES - LOST	2-1	4-1

RED-ZONE EFFICIENCY	1 for 3	5 for 5
GOAL-TO-GO EFFICIENCY	1 for 2	4 for 4
TIME OF POSSESSION	27:19	32:41

INDIVIDUAL STATISTICS

RUSHING (Att-Yds): Miami: D. Williams 8-38, K. Drake 9-20, M. Moore 2-9.
 New England: D. Lewis 15-112, R. Burkhead 13-50-1, N. Ebner 1-14, J. White 3-13, B. Cooks 1-11, T. Brady 5-(-4).

PASSING (A-C-Y-TD-I): Miami: M. Moore 34-23-215-1-12.
 New England: T. Brady 28-18-227-4-1.

RECEIVING (Rec-Yds): Miami: J. Landry 8-70, J. Thomas 5-52, K. Stills 3-47, K. Drake 3-27-1, D. Williams 3-14, D. Parker 1-5.
 New England: B. Cooks 6-83-1, R. Gronkowski 5-82-2, R. Burkhead 2-3-1, P. Dorsett 1-39, D. Amendola 1-15, J. White 1-2, D. Allen 1-2, D. Lewis 1-1.

SACKS (Sk-Yds): Miami: C. Wake 1-6.
 New England: T. Flowers 2-16, E. Roberts 2-13, J. Jones 1-15, E. Lee 1-9, K. Van Noy 1-8.

INTERCEPTIONS (Int-Yds): Miami: B. McCain 1-0.
 New England: S. Gilmore 1-20, D. Harmon 1-0.

FORCED FUMBLES: Miami: W. Aikens 1, A. Verner 1.
 New England: M. Butler 1, T. Flowers 1.

FUMBLE RECOVERIES (No-Yds): Miami: R. Jones 1-14-1.
 New England: P. Chung 1-0.

GAME 12

MIAMI 35, DENVER 9
 DEC. 3, 2017

HARD ROCK STADIUM
 MIAMI GARDENS, FLA.

The Dolphins used big plays on offense, defense and special teams to end their five-game losing streak. Cornerback Xavier Howard scored on a pick-six, running back Kenyan Drake had a 42-yard touchdown run, and Terrence Fede blocked a punt when the Dolphins defeated the Denver Broncos 35-9 at Hard Rock Stadium. The Dolphins set a season high for points, topping their 31 in their victory against the New York Jets on Oct. 22. Their output included two safeties, a first in franchise history. Howard, who came into the game looking for his first career regular season interception, had another pick in the fourth quarter. Tight end Julius Thomas, who spent the first four seasons of his NFL career with Denver, scored the Dolphins' first touchdown on a 9-yard reception. Jay Cutler threw a second touchdown pass, a 23-yarder to Kenny Stills, with 10:21 left in the fourth quarter. The Dolphins got their first safety when an errant snap went over the head of Denver quarterback Trevor Siemian and he batted the ball out of the back of the end zone. The second came in the fourth quarter when Chase Allen forced the ball loose from Denver returner Isaiah McKenzie at the 3-yard line and McKenzie was tackled in the end zone after recovering the loose ball. Cody Parkey also kicked a field goal. Drake, getting an increased workload with running back Damien Williams inactive because of a shoulder injury, set career highs in attempts with 22 and yards with 116.

DENVER	0	3	6	0	-	9
MIAMI	2	14	10	9	-	35

TEAM	QTR	TIME	PLAY (EXTRA POINT) (DRIVE INFO)	DEN	MIAMI
Dolphins	1	3:07	M.Paradis fumble out of bounds in end zone for a Safety	0	2
Broncos	2	13:28	B.McManus 31 yd. Field Goal (7-67, 2:57)	3	2
Dolphins	2	9:39	J.Thomas 9 yd. pass from J.Cutler (C.Parkey kick) (9-75, 3:49)	3	9
Dolphins	2	9:32	X.Howard 30 yd. interception return (C.Parkey kick)	3	16
Dolphins	3	10:32	C.Parkey 37 yd. Field Goal (5-28, 2:45)	3	19
Broncos	3	4:56	J.Simmons 65 yd. interception return (pass failed)	9	19
Dolphins	3	2:54	K.Drake 42 yd. run (C.Parkey kick) (4-61, 2:02)	9	26
Dolphins	4	10:21	K.Stills 23 yd. pass from J.Cutler (C.Parkey kick) (1-23, 0:06)	9	33
Dolphins	4	8:49	I.McKenzie tackled in end zone by S.Perry for a Safety	9	35

ATT. - 65,092

	BRONCOS	DOLPHINS
FIRST DOWNS	14	15
Rushing	3	4
Passing	10	10
Penalty	1	1
3rd-Down Efficiency	1 for 13	4 for 15
4th-Down Efficiency	0 for 1	0 for 0
TOTAL NET YARDS	270	367
Total Net Plays	67	64
Average Gain	4.0	5.7
NET YARDS RUSHING	103	145
Rushes	23	30
Yards per Rush	4.5	4.8
NET YARDS PASSING	167	222

Completed - Attempted	19-41	18-32
Yards per Pass Play	3.8	6.5
Sacked - Yards Lost	3-33	2-13
Had Intercepted	3	2
PUNTS - AVERAGE	8-340-42.5	9-386-42.9
RETURN YARDAGE	90	162
Punts - Return Yards	1--3	5-56
Kickoffs - Return Yards	1-15	3-57
Interceptions - Return Yards	2-78	3-49
PENALTIES - YARDS	9-57	7-85
FUMBLES - LOST	2-0	1-1
RED-ZONE EFFICIENCY	0 for 2	1 for 2
GOAL-TO-GO EFFICIENCY	0 for 1	1 for 1
TIME OF POSSESSION	25:38	34:22

INDIVIDUAL STATISTICS

RUSHING (Att-Yds-TD): Denver: C. Anderson 15-67, T. Siemian 3-16, J. Charles 3-12, D. Booker 2-8.

Miami: K. Drake 23-120-1, S. Perry 5-22, J. Grant 1-2, J. Cutler 1-1.

PASSING (A-C-Y-TD-I): Denver: T. Siemian 41-19-200-0-3.

Miami: J. Cutler 31-18-235-2-2, D. Fales 1-0-0-0-0.

RECEIVING (Rec-Yds-TD): Denver: J. Charles 5-39, C. Anderson 4-43, D. Thomas 2-27, A. Traylor 2-16, E. Sanders 2-11, V. Green 1-36, B. Fowler 1-23, C. Latimer 1-5, D. Booker 1-0.

Miami: K. Stills 5-98-1, J. Landry 5-62, K. Drake 3-21, J. Thomas 3-20-1, A. Fasano 1-29, D. Parker 1-5.

SACKS (Sk-Yds): Denver: S. Harris 1-6, V. Miller 0.5-3.5, Z. Kerr 0.5-3.5.

Miami: J. Phillips 1-14, B. McCain 1-13, A. Branch 1-6.

INTERCEPTIONS (Int-Yds): Denver: J. Simmons 1-65-1, C. Harris 1-13.

Miami: X. Howard 2-42-1, T. McDonald 1-7.

FORCED FUMBLES: Denver: B. Roby 1.

Miami: C. Allen 1.

FUMBLE RECOVERIES (No-Yds): Denver: B. Roby 1-0.

Miami: None.

GAME 13

MIAMI 27, NEW ENGLAND 20
DEC. 11, 2017

HARD ROCK STADIUM
MIAMI GARDENS, FLA.

In their final prime-time appearance of the season, the Dolphins put together their best performance of 2017. Jay Cutler threw three touchdown passes, including two to Jarvis Landry, Kenyan Drake had 193 yards from scrimmage, and Xavien Howard had two interceptions when the Dolphins defeated the New England Patriots 27-20 at Hard Rock Stadium on Monday Night football. Drake rushed for 114 yards, his second consecutive 100-yard performance. Jakeem Grant also had a touchdown for the Dolphins, who beat New England in Miami for the fourth time in five years. The Dolphins ended New England's 14-game road winning streak, which was the second-longest in NFL history. The Dolphins defense held New England to 0-for-11 in third-down conversions, the first time since 1991 the Patriots were shut out in that category. The Dolphins led 27-10 going into the fourth quarter before New England made it a closer final score. Howard, who had two picks in the 35-9 victory against the Denver Broncos eight days earlier, became the first cornerback in Dolphins history to record two interceptions in back-to-back games. Howard's first interception came on New England's first drive after Cody Parkey had given the Dolphins a 3-0 lead with a 30-yard field goal. The big play on the drive was Drake's 26-yard run on his first carry of the game. The Dolphins later converted a fourth-and-1 from the New England 36-yard line when Cutler threw a 15-yard pass to Parker after rolling out on a naked bootleg.

NEW ENGLAND	0	10	0	10	-	20
MIAMI	6	7	14	0	-	27

TEAM	QTR	TIME	PLAY (EXTRA POINT) (DRIVE INFO)	NE	MI
Dolphins	1	9:01	C.Parkey 30 yd. Field Goal (13-69, 5:59)	0	3
Dolphins	1	3:49	C.Parkey 44 yd. Field Goal (8-34, 4:26)	0	6
Patriots	2	6:18	R.Burkhead 3 yd. run (S.Gostkowski kick) (5-51, 2:56)	7	6
Dolphins	2	3:33	J.Landry 5 yd. pass from J.Cutler (C.Parkey kick) (7-80, 2:45)	7	13
Patriots	2	0:02	S.Gostkowski 46 yd. Field Goal (8-47, 3:31)	10	13
Dolphins	3	11:03	J.Grant 25 yd. pass from J.Cutler (C.Parkey kick) (5-46, 2:21)	10	20
Dolphins	3	4:43	J.Landry 4 yd. pass from J.Cutler (C.Parkey kick) (8-82, 4:21)	10	27
Patriots	4	13:05	J.White 3 yd. pass from T.Brady (S.Gostkowski kick) (6-53, 2:29)	17	27
Patriots	4	0:53	S.Gostkowski 33 yd. Field Goal (6-62, 1:31)	20	27

ATT. - 65,458

	PATRIOTS	DOLPHINS
FIRST DOWNS	14	21
Rushing	2	6
Passing	9	13

Penalty	3	2
3rd-Down Efficiency	0 for 11	4 for 14
4th-Down Efficiency	0 for 0	1 for 1
TOTAL NET YARDS	248	362
Total Net Plays	55	70
Average Gain	4.5	5.2
NET YARDS RUSHING	25	120
Rushes	10	30
Yards per Rush	2.5	4.0
NET YARDS PASSING	223	242
Completed - Attempted	24-43	25-38
Yards per Pass Play	5.0	6.1
Sacked - Yards Lost	2-10	2-21
Had Intercepted	2	0
Punts - Average	7-334-47.7	7-315-45.0
RETURN YARDAGE	86	85
Punts - Return Yards	5-37	2-9
Kickoffs - Return Yards	3-49	3-47
Interceptions - Return Yards	0-0	2-29
PENALTIES - YARDS	9-78	8-102
FUMBLES - LOST	0-0	1-0
RED-ZONE EFFICIENCY	2 for 3	2 for 3
GOAL-TO-GO EFFICIENCY	2 for 3	2 for 2
TIME OF POSSESSION	23:51	36:09

INDIVIDUAL STATISTICS

RUSHING (Att-Yds-TD): New England: D. Lewis 5-17, R. Burkhead 5-8-1.

Miami: K. Drake 25-114, J. Cutler 4-4, M. Gray 1-2.

PASSING (A-C-Y-TD-I): New England: T. Brady 43-24-233-1-2.

Miami: J. Cutler 38-25-263-3-0.

RECEIVING (Rec-Yds-TD): New England: D. Amendola 6-76, D. Lewis 5-50, R. Burkhead 5-45, J. White 3-11-1, D. Allen 2-10, B. Cooks 1-38, J. Develin 1-2, C. Hogan 1-1.

Miami: J. Landry 8-46-2, K. Drake 5-79, D. Parker 4-40, J. Grant 2-42-1, K. Stills 2-18, J. Thomas 2-11, A. Fasano 1-17, M. Gray 1-10.

SACKS (Sk-Yds): New England: D. McCourty 1-11, A. Butler 1-10.

Miami: J. Phillips 1-8, N. Suh 1-2.

INTERCEPTIONS (Int-Yds): New England: None.

Miami: X. Howard 2-29.

FORCED FUMBLES: New England: None.

Miami: None.

FUMBLE RECOVERIES (No-Yds): New England: None.

Miami: None.

GAME 14

BUFFALO 24, MIAMI 16
DEC. 17, 2017

NEW ERA FIELD
ORCHARD PARK, N.Y.

The Dolphins' two-game winning streak came to a disappointing end at New Era Field in Buffalo, but not without a valiant comeback effort. Running back LeSean McCoy had a touchdown run and a touchdown reception and quarterback Tyrod Taylor passed for a score and ran for another when the Bills defeated the Dolphins 24-16. The Dolphins were not able to get into the end zone until midway through the fourth quarter when Kenyan Drake scored on a 1-yard run. Cody Parkey kicked three field goals, two in the first half and one with 39 seconds left. Punter Matt Haack recovered the ensuing onside kick, but the comeback attempt ended when Jay Cutler was intercepted by Tre'Davious White on the next play. Drake's touchdown came with 7:57 remaining in the fourth quarter and they got the ball back with 4:33. The Dolphins converted a fourth-and-14 with a 17-yard completion from Jay Cutler to Jarvis Landry, leading to Parkey's third field goal. Landry finished with 10 catches for 99 yards. Cornerback Xavien Howard, who had two interceptions in each of the previous two games, didn't have a pick Sunday but he had a sack and later dropped McCoy for a 5-yard loss to knock the Bills out of field goal range in the fourth quarter. Drake, coming off back-to-back 100-yard rushing performances, got off to a great start by gaining 53 yards in the first quarter before Buffalo bottled him up. He finished with a respectable 78 yards on 16 carries, while catching six passes out of the backfield. After holding New England to 0-for-11 on third-down conversions in their 27-20 victory last week, the Dolphins saw Buffalo convert 7 of 15 third-down situations.

MIAMI	3	3	0	10	-	16
BUFFALO	7	14	3	0	-	24

TEAM	QTR	TIME	PLAY (EXTRA POINT) (DRIVE INFO)	MIA	BUF
Bills	1	10:12	L.McCoy 4 yd. run (S.Hauschka kick) (10-81, 4:48)	0	7
Dolphins	1	3:16	C.Parkey 28 yd. Field Goal (7-50, 3:51) 3	7	
Dolphins	2	9:15	C.Parkey 41 yd. Field Goal (14-71, 7:04)	6	7
Bills	2	6:05	L.McCoy 16 yd. pass from T.Taylor (S.Hauschka kick) (8-75, 3:10)	6	14

Bills	2	0:33	T.Taylor 9 yd. run (S.Hauschka kick) (8-80, 1:50)	6	21
Bills	3	5:40	S.Hauschka 34 yd. Field Goal (5-7, 2:06)	6	24
Dolphins	4	7:57	K.Drake 1 yd. run (C.Parkey kick) (6-13, 1:35)	13	24
Dolphins	4	0:39	C.Parkey 26 yd. Field Goal (17-78, 3:54)	16	24

ATT. – 62,202

	DOLPHINS	BILLS
FFIRST DOWNS	21	21
Rushing	7	9
Passing	13	10
Penalty	1	2
3rd-Down Efficiency	5 for 16	7 for 15
4th-Down Efficiency	1 for 2	0 for 1
TOTAL NET YARDS	349	328
Total Net Plays	73	61
Average Gain	4.8	5.4
NET YARDS RUSHING	100	116
Rushes	21	30
Yards per Rush	4.8	3.9
NET YARDS PASSING	249	212
Completed - Attempted	28-49	17-29
Yards per Pass Play	4.8	6.8
Sacked - Yards Lost	3-25	2-12
Had Intercepted	3	0
PUNTS - AVERAGE	4-187-46.8	5-205-41.0
RETURN YARDAGE	76	103
Punts - Return Yards	2-33	1-2
Kickoffs - Return Yards	2-43	3-38
Interceptions - Return Yards	0-0	3-63
PENALTIES - YARDS	7-60	3-28
FUMBLES - LOST	4-0	1-0
RED-ZONE EFFICIENCY	1 for 3	3 for 4
GOAL-TO-GO EFFICIENCY	1 for 1	2 for 3
TIME OF POSSESSION	32:25	27:35

INDIVIDUAL STATISTICS

RUSHING (Att-Yds-TD): Miami: K. Drake 16-78-1, J. Cutler 2-8, M. Gray 2-7, J. Grant 1-7

Buffalo: L. McCoy 20-50-1, T. Taylor 6-42-1, T. Cadet 4-24.

PASSING (A-C-Y-TD-I): Miami: J. Cutler 49-28-274-0-3.

Buffalo: T. Taylor 29-17-224-1-0.

RECEIVING (Rec-Yds-TD): Miami: J. Landry 10-99, D. Parker 6-89, K. Drake 6-35, J. Thomas 2-15, A.

Fasano 2-15, J. Grant 1-13, K. Stills 1-8.

Buffalo: C. Clay 5-68, L. McCoy 4-46-1, N. O'Leary 2-33, K. Benjamin 2-20, B. Tate 1-21, D. Thompson 1-16, T. Cadet 1-14, P. DiMarco 1-6.

SACKS (Sk-Yds): Miami: X. Howard 1-11, C. Wake 1-1.

Buffalo: N. Capi 1-15, R. Davis 1-1.

INTERCEPTIONS (Int-Yds): Miami: None.

Buffalo: S. Wright 1-54, T. White 1-9, J. Poyer 1-0.

FORCED FUMBLES: Miami: None.

Buffalo: N. Capi 1.

FUMBLE RECOVERIES (No-Yds): Miami: None.

Buffalo: None.

GAME 15

KANSAS CITY 29, MIAMI 13
DEC. 24, 2017

ARROWHEAD STADIUM
KANSAS CITY, MO.

Jakeem Grant enjoyed the best day of his young NFL career, but it wasn't enough to help the Dolphins defeat the Kansas City Chiefs. Grant's 65-yard touchdown in the second quarter highlighted the first 100-yard receiving game of his career, but the Dolphins suffered a 29-13 loss that officially eliminated them from playoff contention. Cody Parkey kicked two field goals for the Dolphins, who couldn't overcome two lost fumbles or shut down the versatile Kansas City offense. The Dolphins were 0-for-7 in third-down conversions, and they also didn't help their cause with penalties, as they gave the Chiefs two first downs with third-down penalties on defense and turned a third-and-9 on offense into a third-and-24 with a personal foul on guard Ted Larsen. Jarvis Landry had five receptions, reaching the 100-catch mark on the season for the second time in his four-year NFL career. He's the only player in Dolphins history to reach the century mark. Tyreek Hill had 109 receiving yards and running back Kareem Hunt rushed for 91 yards and a touchdown for the Chiefs, who clinched their second consecutive AFC West title. Kicker Harrison Butker had five field goals. A high-scoring first half ended with Kansas City leading 20-13 after the Chiefs got a late field goal. After the first drive of the game ended with a Jarvis Landry fumble near midfield, the Chiefs and Dolphins traded field

goals. Kansas City took a 10-3 lead early in the second quarter after Alex Smith threw a 52-yard pass to Hill on third-and-15 from the Chiefs 35-yard line. That drive ended with a 9-yard touchdown pass from Smith to tight end Travis Kelce, who went over 1,000 receiving yards on the season.

MIAMI	3	10	0	0	-	13
KANSAS CITY	3	17	3	6	-	29

TEAM	QTR	TIME	PLAY (EXTRA POINT) (DRIVE INFO)	MIA	KC
Chiefs	1	9:41	H.Butker 31 yd. Field Goal (7-42, 3:23)	0	3
Dolphins	1	3:29	C.Parkey 44 yd. Field Goal (12-49, 6:12)	3	3
Chiefs	2	13:00	T.Kelce 9 yd. pass from A.Smith (H.Butker kick) (9-75, 5:29)	3	10
Dolphins	2	8:11	C.Parkey 28 yd. Field Goal (9-65, 4:49)	6	10
Chiefs	2	3:37	K.Hunt 1 yd. run (H.Butker kick) (9-68, 4:34)	6	17
Dolphins	2	3:22	J.Grant 65 yd. pass from J.Cutler (C.Parkey kick) (1-65, 0:15)	13	17
Chiefs	2	0:07	H.Butker 32 yd. Field Goal (8-41, 0:42)	13	20
Chiefs	3	10:24	H.Butker 21 yd. Field Goal (8-61, 4:36)	13	23
Chiefs	4	12:16	H.Butker 29 yd. Field Goal (11-43, 4:47)	13	26
Chiefs	4	3:41	H.Butker 49 yd. Field Goal (10-31, 6:18)	13	29

ATT. – 64,690

	DOLPHINS	CHIEFS
FIRST DOWNS	15	23
Rushing	4	7
Passing	11	12
Penalty	0	4
3rd-Down Efficiency	0 for 8	8 for 16
4th-Down Efficiency	0 for 2	0 for 1
TOTAL NET YARDS	345	404
Total Net Plays	54	74
Average Gain	6.4	5.5
NET YARDS RUSHING	59	103
Rushes	16	34
Yards per Rush	3.7	3.0
NET YARDS PASSING	286	301
Completed - Attempted	19-38	25-39
Yards per Pass Play	7.5	7.5
Sacked - Yards Lost	0-0	1-3
Had Intercepted	0	0
PUNTS - AVERAGE	2-59-29.5	1-49-49.0
RETURN YARDAGE	40	77
Punts - Return Yards	0-0	1-1
Kickoffs - Return Yards	3-40	3-76
Interceptions - Return Yards	0-0	0-0
PENALTIES - YARDS	11-75	5-40
FUMBLES - LOST	3-2	0-0
RED-ZONE EFFICIENCY	0 for 2	2 for 7
GOAL-TO-GO EFFICIENCY	0 for 0	1 for 3
TIME OF POSSESSION	22:07	37:53

INDIVIDUAL STATISTICS

RUSHING (Att-Yds-TD): Miami: K. Drake 13-57, J. Grant 1-3, J. Cutler 2(-1).

Kansas City: K. Hunt 29-91-1, A. Smith 4-13, T. Hill 1(-1).

PASSING (A-C-Y-TD-I): Miami: J. Cutler 38-19-286-1-0.

Kansas City: A. Smith 39-25-304-1-0.

RECEIVING (Rec-Yds-TD): Miami: D. Parker 5-63, J. Landry 5-51, J. Grant 4-107-1, K. Stills 4-54, A. Derby 1-11.

Kansas City: T. Hill 6-109, T. Kelce 4-47, D. Harris 4-34, K. Hunt 4-15, A. Wilson 3-36, C. West 3-28, O. Charles 1-35.

SACKS (Sk-Yds): Miami: C. Harris 1-3.

Kansas City: None.

INTERCEPTIONS (Int-Yds): Miami: None.

Kansas City: None.

FORCED FUMBLES: Miami: None.

Kansas City: M. Peters 1, D. Johnson 1.

FUMBLE RECOVERIES (No-Yds): Miami: None.

Kansas City: M. Peters 1-0, R. Parker 1-0.

GAME 16

BUFFALO 22, MIAMI 16
DEC. 31, 2017

HARD ROCK STADIUM
MIAMI GARDENS, FLA.

Jarvis Landry's record-setting day and a spirited comeback attempt were the highlights when the Dolphins ended their regular season against the Buffalo Bills at Hard Rock Stadium. Landry had nine catches, giving him 112 on the season. That broke his own team record of 110, which he set in 2015. Landry broke the record with a 4-yard catch to the Buffalo 1-yard line, and he followed that with a 1-yard touchdown on a shovel pass. Landry and running back Kenyan Drake both were ejected after an altercation broke out following Landry's touchdown, the only one for the Dolphins in a 22-16 loss that gave them a final record of 6-10. Kicker Cody Parkey made his only field goal attempt, a 36-yard kick in the fourth quarter, to tie the Dolphins single-season for field goal accuracy by going 21-for-23. The record first was set by Jay Feely in 2007. Defensive end Cameron Wake recorded 1.5 sacks, giving him 10.5 for the season. It marked the fifth time in nine NFL seasons that Wake reached double digits. David Fales made his second regular season appearance with the Dolphins when he replaced Jay Cutler for the second offensive possession. He played the rest of the way and completed 29 of 41 passes for 265 yards. He threw the shovel pass to Landry for his touchdown and had a 1-yard touchdown run with 1:56 left to cut the Buffalo lead to six points. The Dolphins recovered the onside kick at its 37-yard line with 1:52 left, giving themselves a chance to pull a miracle comeback from a 22-3 fourth-quarter deficit. The Dolphins advanced to the Buffalo 48-yard line before an interception by Jordan Poyer sealed the outcome. The Dolphins took an aggressive approach to this game, going for it on fourth down twice in the first quarter and three times overall.

BUFFALO	7	3	9	3	-	22
MIAMI	0	0	3	13	-	16

TEAM	QTR	TIME	PLAY (EXTRA POINT) (DRIVE INFO)	BUF	MIA
Bills	1	10:14	N.O'Leary 26 yd. pass from T.Taylor (S.Hauschka kick) (7-72, 3:12)	7	0
Bills	2	14:46	S.Hauschka 23 yd. Field Goal (11-80, 4:52)	10	0
Bills	3	10:17	S.Hauschka 49 yd. Field Goal (9-42, 4:43)	13	0
Bills	3	7:08	K.Williams 1 yd. run (run failed) (5-50, 1:35)	19	0
Dolphins	3	2:30	C.Parkey 36 yd. Field Goal (11-57, 4:38)	19	3
Bills	4	11:41	S.Hauschka 33 yd. Field Goal (10-60, 5:49)	22	3
Dolphins	4	6:16	J.Landry 1 yd. pass from D.Fales (pass failed) (10-75, 5:25)	22	9
Dolphins	4	1:56	D.Fales 1 yd. run (C.Parkey kick) (10-68, 2:54)	22	16

ATT. – 65,571

	BILLS	DOLPHINS
FIRST DOWNS	23	21
Rushing	8	5
Passing	10	15
Penalty	5	1
3rd-Down Efficiency	5 for 12	5 for 13
4th-Down Efficiency	0 for 0	1 for 3
TOTAL NET YARDS	312	356
Total Net Plays	63	67
Average Gain	5.0	5.3
NET YARDS RUSHING	126	93
Rushes	32	22
Yards per Rush	3.9	4.2
NET YARDS PASSING	186	263
Completed - Attempted	19-27	30-44
Yards per Pass Play	6.0	5.8
Sacked - Yards Lost	4-18	1-8
Had Intercepted	0	1
PUNTS - AVERAGE	4-186-46.5	4-186-46.5
RETURN YARDAGE	54	71
Punts - Return Yards	2-14	2-12
Kickoffs - Return Yards	2-39	2-59
Interceptions - Return Yards	1-1	0-0
PENALTIES - YARDS	6-45	14-145
FUMBLES - LOST	0-0	1-0
RED-ZONE EFFICIENCY	1 for 3	2 for 4
GOAL-TO-GO EFFICIENCY	1 for 2	2 for 2
TIME OF POSSESSION	31:04	28:56

INDIVIDUAL STATISTICS

RUSHING (Att-Yds-TD): Buffalo: M. Murphy 7-41, M. Tolbert 7-39, T. Taylor 6-35, L. McCoy 11-10, K. Williams 1-1-1.
 Miami: K. Drake 14-75, D. Fales 4-8-1, S. Perry 3-8, M. Gray 1-2.

PASSING (A-C-Y-TD-I): Buffalo: T. Taylor 27-19-204-1-0.

Miami: D. Fales 42-29-265-1-1, J. Cutler 2-1-6-0-0.

RECEIVING (Rec-Yds-TD): Buffalo: C. Clay 6-64, K. Benjamin 2-27, Z. Jones 2-25, D. Thompson 2-23, L. McCoy 2-22, M. Murphy 2-7, N. O'Leary 1-26-1, M. Tolbert 1-6, P. DiMarco 1-4.

Miami: J. Landry 9-92-1, D. Parker 6-64, K. Stills 3-34, D. Smith 3-27, J. Grant 3-26, K. Drake 3-15, A. Derby 1-9, S. Perry 1-3, A. Fasano 1-1.

SACKS (Sk-Yds): Buffalo: R. Humber 1-8.

Miami: C. Wake 1.5-7.5, C. Malveaux 1-8, A. Branch 0.5-2.5.

INTERCEPTIONS (Int-Yds): Buffalo: J. Poyer 1-1.

Miami: None.

FORCED FUMBLES: Buffalo: E. Gaines 1.

Miami: None.

FUMBLE RECOVERIES (No-Yds): Buffalo: None.

Miami: None.

2017-18 ROSTER MOVES

(Daily transactions from July 21, 2017, through the postseason, plus off-season moves)

Date	Player/Coach	Transaction
July 21	RB De'Veon Smith	Placed on Active/Physically Unable to Perform List
July 21	T Eric Smith	Placed on Active/Physically Unable to Perform List
July 25	CB Alterraun Verner	Signed as FA
July 25	LB Koa Misi	Placed on Reserve/Injured List
July 27	WR Rashawn Scott	Placed on Active/Physically Unable to Perform List
July 27	S Reshad Jones	Placed on Active/Non-Football Injury List
July 27	T Avery Young	Placed on Active/Non-Football Injury List
July 27	RB De'Veon Smith	Activated from Active/Physically Unable to Perform List
July 27	T Eric Smith	Activated from Active/Physically Unable to Perform List
July 30	WR Jordan Westerkamp	Signed as FA
July 30	LB Lamin Barrow	Waived/Injured
Aug. 2	S Reshad Jones	Activated from Active/Non-Football Injury List
Aug. 4	T Kwayde Miller	Signed as FA
Aug. 4	T Avery Young	Activated from Active/Non-Football Injury List
Aug. 5	T Terry Poole	Waived
Aug. 5	G Isame Faciane	Signed as FA
Aug. 7	QB Jay Cutler	Signed as FA
Aug. 7	DE Arthur Miley	Waived
Aug. 12	LB Junior Sylvestre	Signed as FA
Aug. 12	QB Ryan Tannehill	Placed on Reserve/Injured List
Aug. 15	WR Trey Griffey	Signed as FA
Aug. 15	T Sean Hickey	Signed as FA
Aug. 15	WR Rashad Lawrence	Signed as FA
Aug. 15	T Kwayde Miller	Waived
Aug. 15	WR Francis Owusu	Waived/Injured
Aug. 15	WR Jordan Westerkamp	Waived/Injury Settlement
Aug. 18	WR Isaiah Ford	Waived/Injured
Aug. 18	WR Francis Owusu	Waived/Injury Settlement
Aug. 19	LB Rey Mauuluga	Signed as FA
Aug. 26	C/G Kraig Urbik	Released/Injury Settlement
Sept. 2	S T.J. McDonald	Signed contract extension
Sept. 2	CB Tony Lippett	Placed on Reserve/Injured List
Sept. 2	LB Raekwon McMillan	Placed on Reserve/Injured List
Sept. 2	S T.J. McDonald	Placed on Reserve/Suspended List
Sept. 2	WR Rashawn Scott	Placed on Reserve/Physically Unable to Perform List
Sept. 2	DE Nick Williams	Released
Sept. 2	T Sam Young	Released
Sept. 2	LB Neville Hewitt	Waived/Injured
Sept. 2	LB Brandon Watts	Waived/Injured
Sept. 2	LS Winston Chapman	Waived
Sept. 2	P Matt Darr	Waived
Sept. 2	QB Brandon Dougthy	Waived
Sept. 2	TE Thomas Duarte	Waived
Sept. 2	G Isame Faciane	Waived
Sept. 2	QB David Fales	Waived
Sept. 2	WR Trey Griffey	Waived
Sept. 2	S A.J. Hendy	Waived
Sept. 2	T Sean Hickey	Waived
Sept. 2	CB Larry Hope	Waived
Sept. 2	RB Storm Johnson	Waived

Date	Player/Coach	Transaction
Sept. 2	LB Deon Lacey	Waived
Sept. 2	WR Rashad Lawrence	Waived
Sept. 2	WR Malcolm Lewis	Waived
Sept. 2	CB Jordan Lucas	Waived
Sept. 2	DE Cameron Malveaux	Waived
Sept. 2	DE Praise Martin-Oguike	Waived
Sept. 2	WR Mitch Mathews	Waived
Sept. 2	WR Drew Morgan	Waived
Sept. 2	DT Lawrence Okoye	Waived
Sept. 2	TE Chris Pantale	Waived
Sept. 2	CB Lafayette Pitts	Waived
Sept. 2	DE Joby Saint Fleur	Waived
Sept. 2	RB De'Veon Smith	Waived
Sept. 2	WR Damore'ea Stringellow	Waived
Sept. 2	LB Junior Sylvestre	Waived
Sept. 2	DE Julius Warmsley	Waived
Sept. 2	T Avery Young	Waived
Sept. 3	K Cody Parkey	Acquired from waivers (Cle.)
Sept. 3	LB Justin March-Lillard	Acquired from waivers (K.C.)
Sept. 3	K Andrew Franks	Waived
Sept. 3	LB Trevor Reilly	Waived
Sept. 3	QB Brandon Doughty	Signed to practice squad
Sept. 3	TE Thomas Duarte	Signed to practice squad
Sept. 3	T Sean Hickey	Signed to practice squad
Sept. 3	WR Malcolm Lewis	Signed to practice squad
Sept. 3	CB Jordan Lucas	Signed to practice squad
Sept. 3	DE Cameron Malveaux	Signed to practice squad
Sept. 3	WR Drew Morgan	Signed to practice squad
Sept. 3	RB De'Veon Smith	Signed to practice squad
Sept. 4	C/G Ted Larsen	Placed on Reserve/Injured List
Sept. 4	T Sam Young	Signed as FA
Sept. 4	DT Gabe Wright	Signed to practice squad
Sept. 4	LB Trevor Reilly	Signed to practice squad
Sept. 19	LB Lawrence Timmons	Placed on Reserve/Suspended by Club List
Sept. 19	LB Stephone Anthony	Acquired by Miami in Trade (NO)
Sept. 26	LB Lawrence Timmons	Reinstated
Sept. 26	LB Justin March-Lillard	Waived
Oct. 3	T Eric Smith	Placed on Reserve/Injured List
Oct. 3	CB/S Jordan Lucas	Signed to active roster from practice squad
Oct. 3	WR Kolby Listenbee	Signed to practice squad
Oct. 9	Chris Foerster	Resigned
Oct. 9	LB Neville Hewitt	Signed to practice squad
Oct. 9	LB Trevor Reilly	Released from practice squad
Oct. 11	Dave DeGuglielmo	Named Senior Offensive Assistant
Oct. 24	CB Byron Maxwell	Released
Oct. 24	QB David Fales	Signed as FA
Oct. 31	RB Jay Ajayi	Traded to Philadelphia
Oct. 31	WR Rashawn Scott	Activated off Reserve/Physically Unable to Perform List
Oct. 31	S Nate Allen	Placed on Reserve/Injured List
Oct. 31	C/G Anthony Steen	Placed on Reserve/Injured List
Nov. 4	C/G Ted Larsen	Activated off Reserve/Injured List
Nov. 8	T Zach Sterup	Signed off Cleveland's practice squad
Nov. 11	S T.J. McDonald	Activated from Reserve/Suspended by Commissioner List
Nov. 11	T Ja'Wuan James	Placed on Reserve/Injured List
Nov. 18	RB De'Veon Smith	Signed to active roster from practice squad
Nov. 18	LB Rey Mauluga	Waived
Nov. 20	RB De'Veon Smith	Waived
Nov. 22	LB Neville Hewitt	Signed to active roster from practice squad
Nov. 22	RB De'Veon Smith	Signed to practice squad
Nov. 28	DE William Hayes	Placed on Reserve/Injured List
Nov. 29	RB De'Veon Smith	Signed to active roster from practice squad
Nov. 29	RB Brandon Radcliff	Signed to practice squad
Nov. 29	TE A.J. Derby	Acquired from waivers (Den.)
Nov. 29	WR Rashawn Scott	Waived
Nov. 30	WR Rashawn Scott	Signed to practice squad
Dec. 2	DE Cameron Malveaux	Signed to active roster from practice squad
Dec. 2	S Maurice Smith	Placed on Reserve/Non-Football Illness List
Dec. 3	WR Kolby Listenbee	Released from practice squad
Dec. 4	CB David Rivers III	Signed to practice squad
Dec. 4	DE Jonathan Woodard	Signed to practice squad
Dec. 20	CB David Rivers III	Released from practice squad
Dec. 20	CB Taveze Calhoun	Signed to practice squad

Date	Player/Coach	Transaction
Dec. 20	TE Julius Thomas	Placed on Reserve/Injured List
Dec. 20	G/T Jermon Bushrod	Placed on Reserve/Injured List
Dec. 20	TE Thomas Duarte	Signed to active roster from practice squad
Dec. 20	T Eric Smith	Activated off Reserve/Injured List
Dec. 21	CB Tracy Howard	Signed to practice squad
Dec. 28	DT Vincent Taylor	Placed on Reserve/Injured List
Dec. 28	WR Leonte Carroo	Placed on Reserve/Non-Football Injury List
Dec. 28	DT Gabe Wright	Signed to active roster from practice squad
Dec. 28	WR Rashawn Scott	Signed to active roster from practice squad
Dec. 29	S Trae Elston	Acquired from waivers (Buf.)
Dec. 29	S Michael Thomas	Placed on Reserve/Injured List

- 2018 -

Jan. 1	CB Taveze Calhoun	Signed reserve/futures contract
Jan. 1	QB Brandon Doughty	Signed reserve/futures contract
Jan. 1	T Sean Hickey	Signed reserve/futures contract
Jan. 1	CB Tracy Howard	Signed reserve/futures contract
Jan. 1	WR Malcolm Lewis	Signed reserve/futures contract
Jan. 1	WR Drew Morgan	Signed reserve/futures contract
Jan. 1	RB Brandon Radcliff	Signed reserve/futures contract
Jan. 1	DE Jonathan Woodard	Signed reserve/futures contract
Jan. 4	WR Francis Owusu	Signed reserve/futures contract
Jan. 19	Dowell Loggains	Named Offensive Coordinator
Jan. 19	Jeremiah Washburn	Named Offensive Line Coach
Jan. 19	Shawn Jefferson	Promoted to Assistant Head Coach/Offense
Jan. 19	Ben Johnson	Promoted to Wide Receivers Coach
Jan. 31	Eric Stutesville	Named Run Game Coordinator/Running Backs Coach
Jan. 31	Kris Kocurek	Named Defensive Line Coach
Jan. 31	Tony Oden	Named Defensive Backs Coach.
Feb. 9	Renaldo Hill	Named Assistant Defensive Backs Coach
Feb. 20	WR Jarvis Landry	Placed Franchise Tag
March 9	WR Jarvis Landry	Signed Franchise Tag
March 13	LB Lawrence Timmons	Released
March 14	C Jake Brendel	Placed Exclusive Rights Tender
March 14	LB Mike Hull	Placed Exclusive Rights Tender
March 14	CB/S Jordan Lucas	Placed Exclusive Rights Tender
March 14	DE Robert Quinn	Acquired by Miami in trade (LAR)
March 14	WR Jarvis Landry	Traded (Cle.)
March 14	DT Ndamukong Suh	Released
March 14	TE Julius Thomas	Released
March 15	C Daniel Kilgore	Acquired by Miami in trade (SF)
March 15	WR Danny Amendola	Signed as UFA (NE)
March 15	WR Albert Wilson	Signed as UFA (KC)
March 15	CB/S Walt Aikens	Re-Signed
March 15	LS John Denney	Re-Signed
March 15	C Mike Pouncey	Released
March 16	G Josh Sitton	Signed as UFA (Chi.)
March 16	QB David Fales	Re-Signed
March 21	CB/S Jordan Lucas	Signed Exclusive Rights Tender
March 22	DE William Hayes	Re-Signed
March 23	RB Frank Gore	Signed as UFA (Ind.)
March 23	T Sam Young	Re-Signed
March 23	QB Brock Osweiler	Signed as UFA (Den.)
April 4	T Roubbens Joseph	Signed as FA
April 4	QB Brandon Doughty	Waived
April 4	C Jake Brendel	Signed Exclusive Rights Tender
April 11	LB Terence Garvin	Signed as UFA (Sea.)
April 16	TE Gavin Escobar	Signed as FA
April 16	LB Mike Hull	Signed Exclusive Rights Tender
April 24	WR DeVante Parker	Team exercises fifth-year option
April 26	S Minkah Fitzpatrick	Selected in NFL draft – D1, '18
April 27	TE Mike Gesicki	Selected in NFL draft – D2, '18
April 27	LB Jerome Baker	Selected in NFL draft – D3, '18
April 28	TE Durham Smythe	Selected in NFL draft – D4a, '18
April 28	RB Kalen Ballage	Selected in NFL draft – D4b, '18
April 28	CB Cornell Armstrong	Selected in NFL draft – D6, '18
April 28	LB Quentin Poling	Selected in NFL draft – D7a, '18
April 28	K Jason Sanders	Selected in NFL draft – D7b, '18
May 3	DT Akeem Spence	Acquired by Miami in trade (Det.)
May 4	QB Bryce Petty	Acquired from waivers (NYJ)
May 10	CB Tracy Howard	Waived/Failed Physical
May 10	CB Johnathan Alston	Signed as undrafted college FA

Date	Player/Coach	Transaction
May 10	LB Cayson Collins	Signed as undrafted college FA
May 10	CB Jalen Davis	Signed as undrafted college FA
May 10	LS Lucas Gravelle	Signed as undrafted college FA
May 10	C Connor Hilland	Signed as undrafted college FA
May 10	RB Buddy Howell	Signed as undrafted college FA
May 10	K Greg Joseph	Signed as undrafted college FA
May 10	DE Claudy Mathieu	Signed as undrafted college FA
May 10	LB Mike McCray	Signed as undrafted college FA
May 10	DT Anthony Moten	Signed as undrafted college FA
May 10	DT Jamiyus Pittman	Signed as undrafted college FA
May 10	DE Quincy Redmon	Signed as undrafted college FA
May 10	T David Steinmetz	Signed as undrafted college FA
May 25	C Mike Matthews	Signed as FA
May 29	T Sean Hickey	Waived
June 1	CB Bobby McCain	Signed Contract Extension
June 1	S Minkah Fitzpatrick	Signed (D1, '18)
June 1	CB Cornell Armstrong	Signed (D6, '18)
June 1	LB Quentin Poling	Signed (D7a, '18)
June 1	K Jason Sanders	Signed (D7b, '18)
June 6	LB Jerome Baker	Signed (D3, '18)
June 6	TE Durham Smythe	Signed (D4a, '18)
June 6	RB Kalen Ballage	Signed (D4b, '18)
June 18	TE Mike Gesicki	Signed (D2, '18)

DOLPHINS VS. THE NFL

(Records include postseason games)

MIAMI 9, ARIZONA 3

(formerly St. Louis, Phoenix)

11/27/72	– at Miami 31, St. Louis 10
11/24/77	– Miami 55, at St. Louis 14
10/1/78	– at Miami 24, St. Louis 10
9/6/81	– Miami 20, at St. Louis 7
9/30/84	– Miami 36, at St. Louis 28
11/4/90	– at Miami 23, Phoenix 3
9/8/96	– Miami 38, at Arizona 10
9/19/99	– at Miami 19, Arizona 16
11/7/04	– Arizona 24, at Miami 23
9/14/08	– at Arizona 31, Miami 10
9/30/12	– at Arizona 24, Miami 21 (ot)
12/11/16	– at Miami 26, Arizona 23

MIAMI 9, ATLANTA 4

11/30/70	– Miami 20, at Atlanta 7
11/3/74	– at Miami 42, Atlanta 7
9/21/80	– Miami 20, at Atlanta 17
12/10/83	– at Miami 31, Atlanta 24
11/30/86	– Atlanta 20, at Miami 14
10/11/92	– at Miami 21, Atlanta 17
12/3/95	– at Miami 21, Atlanta 20
12/27/98	– at Atlanta 38, Miami 16
12/30/01	– at Miami 21, Atlanta 14
11/6/05	– Atlanta 17, at Miami 10
9/13/09	– at Atlanta 19, Miami 7
9/22/13	– at Miami 27, Atlanta 23
10/15/17	– Miami 20, at Atlanta 17

BALTIMORE 9, MIAMI 6

10/19/97	– Miami 24, at Baltimore 13
9/17/00	– at Miami 19, Baltimore 6
1/13/02	– *Baltimore 20, at Miami 3
11/17/02	– at Miami 26, Baltimore 7
11/16/03	– at Miami 9, Baltimore 6 (ot)
1/2/05	– at Baltimore 30, Miami 23
12/16/07	– at Miami 22, Baltimore 16 (ot)
10/19/08	– Baltimore 27, at Miami 13

1/4/09	– *Baltimore 27, at Miami 9
11/7/10	– at Baltimore 26, Miami 10
10/6/13	– Baltimore 26, at Miami 23
12/7/14	– Baltimore 28, at Miami 13
12/6/15	– at Miami 15, Baltimore 13
12/4/16	– at Baltimore 38, Miami 6
10/26/17	– at Baltimore 40, Miami 0

MIAMI 60, BUFFALO 47 (1 tie)

9/18/66	– at Buffalo 58, Miami 24
11/6/66	– Buffalo 29, at Miami 0
11/5/67	– at Buffalo 35, Miami 13
11/26/67	– at Miami 17, Buffalo 14
10/12/68	– at Miami 14, Buffalo 14 (tie)
11/10/68	– Miami 21, at Buffalo 17
10/26/69	– at Miami 24, Buffalo 6
11/16/69	– at Buffalo 28, Miami 3
10/18/70	– Miami 33, at Buffalo 14
12/20/70	– at Miami 45, Buffalo 7
9/26/71	– Miami 29, at Buffalo 14
11/7/71	– at Miami 34, Buffalo 0
10/22/72	– at Miami 24, Buffalo 23
11/5/72	– Miami 30, at Buffalo 16
10/21/73	– at Miami 27, Buffalo 6
11/18/73	– Miami 17, at Buffalo 0
9/22/74	– Miami 24, at Buffalo 16
11/17/74	– at Miami 35, Buffalo 28
10/26/75	– Miami 35, at Buffalo 30
12/7/75	– at Miami 31, Buffalo 21
9/13/76	– Miami 30, at Buffalo 21
12/5/76	– at Miami 45, Buffalo 27
9/18/77	– Miami 13, at Buffalo 0
12/17/77	– at Miami 31, Buffalo 14
9/17/78	– at Miami 31, Buffalo 24
11/12/78	– Miami 25, at Buffalo 24
9/2/79	– Miami 9, at Buffalo 7
10/14/79	– at Miami 17, Buffalo 7
9/7/80	– at Buffalo 17, Miami 7
10/19/80	– at Miami 17, Buffalo 14
10/21/81	– at Buffalo 31, Miami 21

12/19/81 – at Miami 16, Buffalo 6
11/21/82 – Miami 9, at Buffalo 7
12/27/82 – at Miami 27, Buffalo 10
9/4/83 – Miami 12, at Buffalo 0
10/9/83 – Buffalo 38, at Miami 35 (ot)
9/17/84 – Miami 21, at Buffalo 17
10/28/84 – at Miami 38, Buffalo 7
11/24/85 – Miami 23, at Buffalo 14
12/22/85 – at Miami 28, Buffalo 0
10/12/86 – at Miami 27, Buffalo 14
11/16/86 – Miami 34, at Buffalo 24
10/25/87 – Buffalo 34, at Miami 31 (ot)
11/29/87 – at Buffalo 27, Miami 0
9/11/88 – at Buffalo 9, Miami 6
11/14/88 – Buffalo 31, at Miami 6
9/10/89 – Buffalo 27, at Miami 24
10/29/89 – at Buffalo 31, Miami 17
9/16/90 – at Miami 30, Buffalo 7
12/23/90 – at Buffalo 24, Miami 14
1/12/91 – *at Buffalo 44, Miami 34
9/1/91 – at Buffalo 35, Miami 31
11/18/91 – Buffalo 41, at Miami 27
10/4/92 – Miami 37, at Buffalo 10
11/16/92 – Buffalo 26, at Miami 20
1/17/93 – **Buffalo 29, at Miami 10
9/26/93 – Miami 22, at Buffalo 13
12/19/93 – Buffalo 47, at Miami 34
10/9/94 – at Buffalo 21, Miami 11
12/4/94 – Buffalo 42, at Miami 31
10/29/95 – at Miami 23, Buffalo 6
12/17/95 – at Buffalo 23, Miami 20
12/30/95 – *at Buffalo 37, Miami 22
10/13/96 – Miami 21, at Buffalo 7
12/16/96 – at Miami 16, Buffalo 14
11/2/97 – at Buffalo 9, Miami 6
11/17/97 – at Miami 30, Buffalo 13
9/13/98 – at Miami 13, Buffalo 7
11/1/98 – at Buffalo 30, Miami 24
1/2/99 – *at Miami 24, Buffalo 17
10/4/99 – Buffalo 23, at Miami 18
11/14/99 – at Buffalo 23, Miami 3
10/8/00 – at Miami 22, Buffalo 13
12/3/00 – Miami 33, at Buffalo 6
11/25/01 – Miami 34, at Buffalo 27
1/6/02 – at Miami 34, Buffalo 7
10/20/02 – Buffalo 23, at Miami 10
12/1/02 – at Buffalo 38, Miami 21
9/21/03 – at Miami 17, Buffalo 7
12/21/03 – Miami 20, at Buffalo 3
10/17/04 – at Buffalo 20, Miami 13
12/5/04 – Buffalo 42, at Miami 32
10/9/05 – at Buffalo 20, Miami 14
12/4/05 – at Miami 24, Buffalo 23
9/17/06 – Buffalo 16, at Miami 6
12/17/06 – at Buffalo 21, Miami 0
11/11/07 – Buffalo 13, at Miami 10
12/9/07 – at Buffalo 38, Miami 17
10/26/08 – at Miami 25, Buffalo 16
12/7/08 – Miami 16, at Buffalo 3 (at Toronto)
10/4/09 – at Miami 38, Buffalo 10
11/29/09 – at Buffalo 31, Miami 14
9/12/10 – Miami 15, at Buffalo 10
12/19/10 – Buffalo 17, at Miami 14
11/20/11 – at Miami 35, Buffalo 8
12/18/11 – Miami 30, at Buffalo 23
11/15/12 – at Buffalo 19, Miami 14
12/23/12 – at Miami 24, Buffalo 10
10/20/13 – Buffalo 23, at Miami 21
12/22/13 – at Buffalo 19, Miami 0
9/14/14 – at Buffalo 29, Miami 10
11/13/14 – at Miami 22, Buffalo 9
9/27/15 – Buffalo 41, at Miami 14
11/8/15 – at Buffalo 33, Miami 17

10/23/16 – at Miami 28, Buffalo 25
12/24/16 – Miami 34, at Buffalo 31 (ot)
12/17/17 – at Buffalo 24, Miami 16
12/31/17 – Buffalo 22, at Miami 16

MIAMI 4, CAROLINA 2

11/15/98 – Miami 13, at Carolina 9
11/4/01 – at Miami 23, Carolina 6
9/25/05 – at Miami 27, Carolina 24
11/19/09 – Miami 24, at Carolina 17
11/24/13 – Carolina 20, at Miami 16
11/13/17 – at Carolina 45, Miami 21

MIAMI 8, CHICAGO 4

11/29/71 – at Miami 34, Chicago 3
11/2/75 – Miami 46, at Chicago 13
9/23/79 – at Miami 31, Chicago 16
12/2/85 – at Miami 38, Chicago 24
9/4/88 – at Chicago 34, Miami 7
11/24/91 – Miami 16, at Chicago 13 (ot)
11/13/94 – Chicago 17, at Miami 14
10/27/97@ – Chicago 36, at Miami 33 (ot)
12/9/02 – at Miami 27, Chicago 9
11/5/06 – Miami 31, at Chicago 13
11/18/10 – Chicago 16, at Miami 0
10/19/14 – Miami 27, at Chicago 14

MIAMI 16, CINCINNATI 6

10/20/68 – Miami 24, at Cincinnati 22
11/17/68 – Cincinnati 38, at Miami 21
9/14/69 – at Cincinnati 27, Miami 21
10/10/71 – Miami 23, at Cincinnati 13
12/23/73 – *at Miami 34, Cincinnati 16
12/2/74 – at Miami 24, Cincinnati 3
11/20/77 – at Cincinnati 23, Miami 17
10/9/78 – at Miami 21, Cincinnati 0
9/14/80 – at Miami 17, Cincinnati 16
11/28/83 – at Miami 38, Cincinnati 14
11/8/87 – Miami 20, at Cincinnati 14
10/15/89 – Miami 20, at Cincinnati 13
12/9/91 – at Miami 37, Cincinnati 13
10/2/94 – Miami 23, at Cincinnati 7
10/1/95 – Miami 26, at Cincinnati 23
10/1/00 – Miami 31, at Cincinnati 16
9/19/04 – at Cincinnati 16, Miami 13
12/30/07 – Cincinnati 38, at Miami 25
10/31/10 – Miami 22, at Cincinnati 14
10/7/12 – Miami 17, at Cincinnati 13
10/31/13 – at Miami 22, Cincinnati 20 (ot)
9/29/16 – at Cincinnati 22, Miami 7

MIAMI 11, CLEVELAND 8

10/25/70 – Cleveland 28, at Miami 0
12/24/72 – *at Miami 20, Cleveland 14
10/15/73 – Miami 17, at Cleveland 9
11/28/76 – at Cleveland 17, Miami 13
11/18/79 – at Cleveland 30, Miami 24 (ot)
1/4/86 – *at Miami 24, Cleveland 21
11/10/86 – at Cleveland 26, Miami 16
12/12/88 – at Miami 38, Cleveland 31
10/8/89 – at Miami 13, Cleveland 10 (ot)
11/25/90 – Miami 30, at Cleveland 13
9/14/92 – Miami 27, at Cleveland 23
10/10/93 – Miami 24, at Cleveland 14
12/26/04 – at Miami 10, Cleveland 7
11/20/05 – at Cleveland 22, Miami 0
10/14/07 – at Cleveland 41, Miami 31
12/5/10 – Cleveland 13, at Miami 10
9/25/11 – at Cleveland 17, Miami 16
9/8/13 – Miami 23, at Cleveland 10
9/25/16 – at Miami 30, Cleveland 24 (ot)

MIAMI 7, DALLAS 7

1/16/72 – ***Dallas 24, Miami 3
11/22/73 – Miami 14, at Dallas 7
11/5/78 – at Miami 23, Dallas 16
10/25/81 – at Dallas 28, Miami 27
12/17/84 – at Miami 28, Dallas 21
11/22/87 – Miami 20, at Dallas 14
11/19/89 – Miami 17, at Dallas 14
11/25/93 – Miami 16, at Dallas 14
10/27/96 – Dallas 29, at Miami 10
11/25/99 – at Dallas 20, Miami 0
11/27/03 – Miami 40, at Dallas 21
9/16/07 – Dallas 37, at Miami 20
11/24/11 – at Dallas 20, Miami 19
11/22/15 – Dallas 24, at Miami 14

MIAMI 12, DENVER 6 (1 tie)

10/16/66 – at Miami 24, Denver 7
12/4/66 – at Denver 17, Miami 7
9/17/67 – at Miami 35, Denver 21
10/27/68 – at Denver 21, Miami 14
12/7/69 – at Miami 27, Denver 24
9/19/71 – Miami 10, at Denver 10 (tie)
12/20/75 – at Miami 14, Denver 13
9/29/85 – Miami 30, at Denver 26
12/21/98 – at Miami 31, Denver 21
1/9/99 – *at Denver 38, Miami 3
9/13/99 – Miami 38, at Denver 21
12/2/01 – at Miami 21, Denver 10
10/13/02 – Miami 24, at Denver 22
12/12/04 – at Denver 20, Miami 17
9/11/05 – at Miami 34, Denver 10
11/2/08 – Miami 26, at Denver 17
10/23/11 – Denver 18, at Miami 15 (ot)
11/23/14 – at Denver 39, Miami 36
12/3/17 – at Miami 35, Denver 9

MIAMI 7, DETROIT 4

12/15/73 – at Miami 34, Detroit 7
12/9/79 – Miami 28, at Detroit 10
10/27/85 – at Detroit 31, Miami 21
9/15/91 – at Detroit 17, Miami 13
12/25/94 – at Miami 27, Detroit 20
12/7/97 – at Miami 33, Detroit 30
11/5/00 – Miami 23, at Detroit 8
9/8/02 – at Miami 49, Detroit 21
11/23/06 – Miami 27, at Detroit 10
12/26/10 – Detroit 34, at Miami 27
11/9/14 – at Detroit 20, Miami 16

MIAMI 10, GREEN BAY 4

12/19/71 – at Miami 27, Green Bay 6
10/5/75 – Miami 31, at Green Bay 7
10/28/79 – at Miami 27, Green Bay 7
12/8/85 – Miami 34, at Green Bay 24
9/18/88 – at Miami 24, Green Bay 17
10/22/89 – at Miami 23, Green Bay 20
9/22/91 – at Miami 16, Green Bay 13
9/11/94 – Miami 24, at Green Bay 14 (at Mil.)
9/14/97 – at Green Bay 23, Miami 18
10/29/00 – at Miami 28, Green Bay 20
11/4/02 – at Green Bay 24, Miami 10
10/22/06 – Green Bay 34, at Miami 24
10/17/10 – Miami 23, at Green Bay 20 (ot)
10/12/14 – Green Bay 27, at Miami 24

HOUSTON 7, MIAMI 1

9/7/03 – Houston 21, at Miami 20
10/1/06 – at Houston 17, Miami 15
10/7/07 – at Houston 22, Miami 19

10/12/08 – at Houston 29, Miami 28
12/27/09 – Houston 27, at Miami 20
9/18/11 – Houston 23, at Miami 13
9/9/12 – at Houston 30, Miami 10
10/25/15 – at Miami 44, Houston 26

MIAMI 47, INDIANAPOLIS 26

(formerly Baltimore)

11/1/70 – at Baltimore 35, Miami 0
11/22/70 – at Miami 34, Baltimore 17
11/21/71 – at Miami 17, Baltimore 14
12/11/71 – at Baltimore 14, Miami 3
1/2/72 – **at Miami 21, Baltimore 0
10/29/72 – Miami 23, at Baltimore 0
12/16/72 – at Miami 16, Baltimore 0
11/11/73 – at Miami 44, Baltimore 0
12/9/73 – at Baltimore 16, Miami 3
10/27/74 – at Miami 17, Baltimore 7
12/8/74 – Miami 17, at Baltimore 16
11/23/75 – Baltimore 33, at Miami 17
12/14/75 – at Baltimore 10, Miami 7 (ot)
10/10/76 – at Baltimore 28, Miami 14
11/22/76 – Baltimore 17, at Miami 16
10/9/77 – at Baltimore 45, Miami 28
12/5/77 – at Miami 17, Baltimore 6
9/10/78 – Miami 42, at Baltimore 0
10/29/78 – at Miami 26, Baltimore 8
11/11/79 – at Miami 19, Baltimore 0
11/25/79 – Miami 28, at Baltimore 24
10/5/80 – Baltimore 30, at Miami 17
12/14/80 – Miami 24, at Baltimore 14
9/27/81 – Miami 31, at Baltimore 28
11/1/81 – at Miami 27, Baltimore 10
9/19/82 – at Miami 24, Baltimore 20
1/2/83 – Miami 34, at Baltimore 7
10/23/83 – Miami 21, at Baltimore 7
11/20/83 – at Miami 37, Baltimore 0
9/23/84 – at Miami 44, Indianapolis 7
12/9/84 – Miami 35, at Indianapolis 17
9/15/85 – at Miami 30, Indianapolis 13
11/17/85 – Miami 34, at Indianapolis 20
9/14/86 – at Miami 30, Indianapolis 10
10/26/86 – Miami 17, at Indianapolis 13
9/20/87 – Miami 23, at Indianapolis 10
11/15/87 – Indianapolis 40, at Miami 21
9/25/88 – at Indianapolis 15, Miami 13
12/4/88 – Indianapolis 31, at Miami 28
11/5/89 – at Miami 19, Indianapolis 13
12/17/89 – at Indianapolis 42, Miami 13
10/28/90 – Miami 27, at Indianapolis 7
12/30/90 – at Miami 23, Indianapolis 17
9/8/91 – at Miami 17, Indianapolis 6
11/3/91 – Miami 10, at Indianapolis 6
10/25/92 – Indianapolis 31, at Miami 20
11/8/92 – Miami 28, at Indianapolis 0
9/5/93 – Miami 24, at Indianapolis 20
10/24/93 – at Miami 41, Indianapolis 27
11/6/94 – at Miami 22, Indianapolis 21
12/18/94 – at Indianapolis 10, Miami 6
10/8/95 – Indianapolis 27, at Miami 24 (ot)
11/26/95 – at Indianapolis 36, Miami 28
9/23/96 – at Indianapolis 10, Miami 6
11/10/96 – at Miami 37, Indianapolis 13
8/31/97 – at Miami 16, Indianapolis 10
12/14/97 – at Indianapolis 41, Miami 0
9/6/98 – Miami 24, at Indianapolis 15
11/8/98 – at Miami 27, Indianapolis 14
10/10/99 – Miami 34, at Indianapolis 31
12/5/99 – Indianapolis 37, at Miami 34
11/26/00 – Miami 17, at Indianapolis 14
12/17/00 – Indianapolis 20, at Miami 13
12/30/00 – *at Miami 23, Indianapolis 17 (ot)

11/11/01 – Miami 27, at Indianapolis 24
12/10/01 – at Miami 41, Indianapolis 6
9/15/02 – Miami 21, at Indianapolis 13
11/2/03 – Indianapolis 23, at Miami 17
12/31/06 – at Indianapolis 27, Miami 22
9/21/09 – Indianapolis 27, at Miami 23
11/4/12 – at Indianapolis 23, Miami 20
9/15/13 – Miami 24, at Indianapolis 20
12/27/15 – Indianapolis 18, at Miami 12

MIAMI 4, JACKSONVILLE 4

10/12/98 – at Jacksonville 28, Miami 21
1/15/00 – *at Jacksonville 62, Miami 7
10/12/03 – Miami 24, at Jacksonville 10
12/3/06 – Jacksonville 24, at Miami 10
12/13/09 – Miami 14, at Jacksonville 10
12/16/12 – at Miami 24, Jacksonville 3
10/26/14 – Miami 27, at Jacksonville 13
9/20/15 – at Jacksonville 23, Miami 20

MIAMI 16, KANSAS CITY 14

11/13/66 – at Kansas City 34, Miami 16
12/11/66 – Kansas City 19, at Miami 18
9/24/67 – Kansas City 24, at Miami 0
10/8/67 – at Kansas City 41, Miami 0
9/28/68 – Kansas City 48, at Miami 3
10/19/69 – at Kansas City 17, Miami 10
12/25/71 – *Miami 27, at Kansas City 24 (2ot)
9/17/72 – Miami 20, at Kansas City 10
10/20/74 – at Miami 9, Kansas City 3
10/17/76 – Kansas City 20, at Miami 17(ot)
12/13/81 – Miami 17, at Kansas City 7
9/25/83 – at Miami 14, Kansas City 6
9/22/85 – at Miami 31, Kansas City 0
10/11/87 – at Miami 42, Kansas City 0
12/3/89 – at Kansas City 26, Miami 21
12/24/89 – Kansas City 27, at Miami 24
1/5/91 – *at Miami 17, Kansas City 16
10/13/91 – at Kansas City 42, Miami 7
10/31/93 – at Miami 30, Kansas City 10
12/12/94 – at Miami 45, Kansas City 28
12/31/94 – *at Miami 27, Kansas City 17
12/11/95 – at Miami 13, Kansas City 6
10/5/97 – at Miami 17, Kansas City 14
9/29/02 – at Kansas City 48, Miami 30
10/21/05 – Kansas City 30, at Miami 20
11/12/06 – at Miami 13, Kansas City 10
12/21/08 – Miami 38, at Kansas City 31
11/6/11 – Miami 31, at Kansas City 3
9/21/14 – Kansas City 34, at Miami 15
12/24/17 – at Kansas City 29, Miami 13

MIAMI 18, L.A. CHARGERS 15

(formerly San Diego)

10/2/66 – at San Diego 44, Miami 10
11/12/67 – at San Diego 24, Miami 0
12/10/67 – at Miami 41, San Diego 24
11/3/68 – at San Diego 34, Miami 28
10/11/69 – San Diego 21, at Miami 14
10/15/72 – at Miami 24, San Diego 10
9/29/74 – Miami 28, at San Diego 21
10/30/77 – San Diego 14, at Miami 13
10/15/78 – Miami 28, at San Diego 21
11/20/80 – San Diego 27, at Miami 24 (ot)
1/2/82 – *San Diego 41, at Miami 38 (ot)
1/16/83 – *at Miami 34, San Diego 13
11/18/84 – at San Diego 34, Miami 28 (ot)
9/7/86 – at San Diego 50, Miami 28
10/16/88 – at Miami 31, San Diego 28
12/15/91 – at San Diego 38, Miami 30
1/10/93 – *at Miami 31, San Diego 0

12/27/93 – at San Diego 45, Miami 20
1/8/95 – * at San Diego 22, Miami 21
11/5/95 – Miami 24, at San Diego 14
12/19/99 – at Miami 12, San Diego 9
11/12/00 – Miami 17, at San Diego 7
11/24/02 – at Miami 30, San Diego 3
10/27/03 – Miami 26, at San Diego 10 (at Tempe, Ariz.)
12/11/05 – Miami 23, at San Diego 21
10/5/08 – at Miami 17, San Diego 10
9/27/09 – at San Diego 23, Miami 13
10/2/11 – at San Diego 26, Miami 16
11/17/13 – at Miami 20, San Diego 16
11/2/14 – at Miami 37, San Diego 0
12/20/15 – at San Diego 30, Miami 14
11/13/16 – Miami 31, at San Diego 24
9/17/17 – Miami 19, at L.A. Chargers 17

MIAMI 11, L.A. RAMS 2

(formerly St. Louis)

10/31/71 – Miami 20, at Los Angeles 14
10/3/76 – Los Angeles 31, at Miami 28
11/9/80 – Miami 35, at Los Angeles 14
10/30/83 – at Miami 30, L.A. Rams 14
12/14/86 – Miami 37, at L.A. Rams 31 (ot)
9/20/92 – at Miami 26, L.A. Rams 10
12/24/95 – Miami 41, at St. Louis 22
10/18/98 – at Miami 14, St. Louis 0
9/30/01 – at St. Louis 42, Miami 10
10/24/04 – at Miami 31, St. Louis 14
11/30/08 – Miami 16, at St. Louis 12
10/14/12 – at Miami 17, St. Louis 14
11/20/16 – Miami 14, at Los Angeles 10

MIAMI 8, MINNESOTA 4

10/1/72 – Miami 16, at Minnesota 14
1/13/74 – ***Miami 24, Minnesota 7
12/11/76 – Minnesota 29, at Miami 7
9/16/79 – Miami 27, at Minnesota 12
12/5/82 – at Miami 22, Minnesota 14
10/2/88 – at Miami 24, Minnesota 7
9/25/94 – at Minnesota 38, Miami 35
9/10/00 – at Minnesota 13, Miami 7
12/21/02 – at Minnesota 20, Miami 17
11/19/06 – at Miami 24, Minnesota 20
9/19/10 – Miami 14, at Minnesota 10
12/21/14 – at Miami 37, Minnesota 35

MIAMI 54, NEW ENGLAND 51

(formerly Boston)

11/27/66 – Boston 20, at Miami 14
10/15/67 – at Boston 41, Miami 10
12/17/67 – at Miami 41, Boston 32
11/24/68 – Miami 34, at Boston 10
12/8/68 – at Miami 38, Boston 7
11/9/69 – Miami 17, at Boston 16
11/30/69 – Boston 38, at Miami 23 (at Tampa)
9/20/70 – at Boston 27, Miami 14
12/6/70 – at Miami 37, Boston 20
10/17/71 – at Miami 41, New England 3
12/5/71 – at New England 34, Miami 13
11/12/72 – at Miami 52, New England 0
12/3/72 – Miami 37, at New England 21
9/30/73 – at Miami 44, New England 23
10/28/73 – Miami 30, at New England 14
9/15/74 – at New England 34, Miami 24
12/15/74 – at Miami 34, New England 27
9/28/75 – Miami 22, at New England 14
12/11/75 – at Miami 20, New England 7
9/19/76 – at New England 30, Miami 14
10/31/76 – at Miami 10, New England 3
11/13/77 – at Miami 17, New England 5

12/11/77 – at New England 14, Miami 10
 10/22/78 – at New England 33, Miami 24
 12/18/78 – at Miami 23, New England 3
 10/21/79 – at New England 28, Miami 13
 11/29/79 – at Miami 39, New England 24
 10/12/80 – at New England 34, Miami 0
 12/8/80 – at Miami 16, New England 13 (ot)
 11/8/81 – Miami 30, at New England 27 (ot)
 12/6/81 – at Miami 24, New England 14
 12/12/82 – at New England 3, Miami 0
 11/8/83 – *at Miami 28, New England 13
 9/11/83 – at Miami 34, New England 24
 11/13/83 – at New England 17, Miami 6
 9/9/84 – at Miami 28, New England 7
 10/21/84 – Miami 44, at New England 24
 11/3/85 – at New England 17, Miami 13
 12/16/85 – at Miami 30, New England 27
 1/12/86 – **New England 31, at Miami 14
 10/5/86 – at New England 34, Miami 7
 12/22/86 – New England 34, at Miami 27
 9/13/87 – at New England 28, Miami 21
 12/28/87 – New England 24, at Miami 10
 11/6/88 – at New England 21, Miami 10
 11/20/88 – New England 6, at Miami 3
 9/17/89 – Miami 24, at New England 10
 12/10/89 – at Miami 31, New England 10
 9/9/90 – Miami 27, at New England 24
 10/18/90 – at Miami 17, New England 10
 10/6/91 – Miami 20, at New England 10
 11/10/91 – at Miami 30, New England 20
 10/18/92 – at Miami 38, New England 17
 12/27/92 – Miami 16, at New England 13 (ot)
 11/21/93 – at Miami 17, New England 13
 1/2/94 – at New England 33, Miami 27 (ot)
 9/4/94 – at Miami 39, New England 35
 10/30/94 – Miami 23, at New England 3
 9/10/95 – Miami 20, at New England 3
 11/12/95 – New England 34, at Miami 17
 9/1/96 – at Miami 24, New England 10
 11/3/96 – at New England 42, Miami 23
 11/23/97 – at New England 27, Miami 24
 12/22/97 – New England 14, at Miami 12
 12/28/97 – *at New England 17, Miami 3
 10/25/98 – at Miami 12, New England 9 (ot)
 11/23/98 – at New England 26, Miami 23
 10/17/99 – Miami 31, at New England 30
 11/21/99 – at Miami 27, New England 17
 9/24/00 – at Miami 10, New England 3
 12/24/00 – Miami 27, at New England 24
 10/7/01 – at Miami 30, New England 10
 12/22/01 – at New England 20, Miami 13
 10/6/02 – at Miami 26, New England 13
 12/29/02 – at New England 27, Miami 24 (ot)
 10/19/03 – New England 19, at Miami 13 (ot)
 12/7/03 – at New England 12, Miami 0
 10/10/04 – at New England 24, Miami 10
 12/20/04 – at Miami 29, New England 28
 11/13/05 – New England 23, at Miami 16
 1/1/06 – Miami 28, at New England 26
 10/8/06 – at New England 20, Miami 10
 12/10/06 – at Miami 21, New England 0
 10/21/07 – New England 49, at Miami 28
 12/23/07 – at New England 28, Miami 7
 9/21/08 – Miami 38, at New England 13
 11/23/08 – New England 48, at Miami 28
 11/8/09 – at New England 27, Miami 17
 12/6/09 – at Miami 22, New England 21
 10/4/10 – New England 41, at Miami 14
 1/2/11 – at New England 38, Miami 7
 9/12/11 – New England 38, at Miami 24
 12/24/11 – at New England 27, Miami 24
 12/2/12 – New England 23, at Miami 16
 12/30/12 – at New England 28, Miami 0

10/27/13 – at New England 27, Miami 17
 12/15/13 – at Miami 24, New England 20
 9/7/14 – at Miami 33, New England 20
 12/14/14 – at New England 41, Miami 13
 10/29/15 – at New England 36, Miami 7
 1/3/16 – at Miami 20, New England 10
 9/18/16 – at New England 31, Miami 24
 1/1/17 – New England 35, at Miami 14
 11/26/17 – at New England 35, Miami 17
 12/11/17 – at Miami 27, New England 20

MIAMI 6, NEW ORLEANS 6

11/15/70 – at Miami 21, New Orleans 10
 11/10/74 – Miami 21, at New Orleans 0
 9/28/80 – at Miami 21, New Orleans 16
 10/2/83 – at New Orleans 17, Miami 7
 12/7/86 – Miami 31, at New Orleans 27
 11/29/92 – at New Orleans 24, Miami 13
 10/15/95 – at New Orleans 33, Miami 30
 11/29/98 – at Miami 30, New Orleans 10
 10/30/05 – Miami 21, at New Orleans 6 (at Baton Rouge, La.)
 10/25/09 – New Orleans 46, at Miami 34
 9/30/13 – at New Orleans 38, Miami 17
 10/1/17 – New Orleans 20, at Miami 0 (at London, England)

N.Y. GIANTS 6, MIAMI 2

12/10/72 – Miami 23, at N.Y. Giants 13
 9/23/90 – at N.Y. Giants 20, Miami 3
 12/5/93 – N.Y. Giants 19, at Miami 14
 12/8/96 – N.Y. Giants 17, at Miami 7
 10/5/03 – Miami 23, at N.Y. Giants 10
 10/28/07 – N.Y. Giants 13, at Miami 10 (at London, England)
 10/30/11 – at N.Y. Giants 20, Miami 17
 12/14/15 – N.Y. Giants 31, at Miami 24

N.Y. JETS 54, MIAMI 50 (1 tie)

9/9/66 – N.Y. Jets 19, at Miami 14
 11/20/66 – at N.Y. Jets 30, Miami 13
 10/1/67 – at N.Y. Jets 29, Miami 7
 10/22/67 – N.Y. Jets 33, at Miami 14
 12/1/68 – at N.Y. Jets 35, Miami 17
 12/15/68 – N.Y. Jets 31, at Miami 7
 11/2/69 – at N.Y. Jets 34, Miami 31
 12/14/69 – N.Y. Jets 27, at Miami 9
 10/10/70 – Miami 20, at N.Y. Jets 6
 12/13/70 – at Miami 16, N.Y. Jets 10
 10/3/71 – N.Y. Jets 14, at Miami 10
 10/24/71 – Miami 30, at N.Y. Jets 14
 10/8/72 – Miami 27, at N.Y. Jets 17
 11/19/72 – at Miami 28, N.Y. Jets 24
 10/7/73 – at Miami 31, N.Y. Jets 3
 11/4/73 – Miami 24, at N.Y. Jets 14
 10/7/74 – at Miami 21, N.Y. Jets 17
 11/24/74 – at N.Y. Jets 17, Miami 14
 10/19/75 – Miami 43, at N.Y. Jets 0
 11/9/75 – at Miami 27, N.Y. Jets 7
 9/26/76 – at Miami 16, N.Y. Jets 0
 11/7/76 – Miami 27, at N.Y. Jets 7
 10/16/77 – at Miami 21, N.Y. Jets 17
 11/6/77 – Miami 14, at N.Y. Jets 10
 9/3/78 – at N.Y. Jets 33, Miami 20
 11/26/78 – N.Y. Jets 24, at Miami 13
 9/30/79 – at N.Y. Jets 33, Miami 27
 12/15/79 – N.Y. Jets 27, at Miami 24
 10/27/80 – at N.Y. Jets 17, Miami 14
 12/20/80 – N.Y. Jets 24, at Miami 17
 10/4/81 – at Miami 28, N.Y. Jets 28 (tie)
 11/22/81 – at N.Y. Jets 16, Miami 15
 9/12/82 – Miami 45, at N.Y. Jets 28

12/18/82 – at Miami 20, N.Y. Jets 19
 1/23/83 – **at Miami 14, N. Y. Jets 0
 10/16/83 – Miami 32, at N.Y. Jets 14
 12/16/83 – at Miami 34, N.Y. Jets 14
 11/4/84 – Miami 31, at N.Y. Jets 17
 11/26/84 – at Miami 28, N.Y. Jets 17
 10/14/85 – at N.Y. Jets 23, Miami 7
 11/10/85 – at Miami 21, N.Y. Jets 17
 9/21/86 – at N.Y. Jets 51, Miami 45 (ot)
 11/24/86 – at Miami 45, N.Y. Jets 3
 10/18/87 – at N.Y. Jets 37, Miami 31 (ot)
 12/7/87 – at Miami 37, N.Y. Jets 28
 10/23/88 – N.Y. Jets 44, at Miami 30
 11/27/88 – at N.Y. Jets 38, Miami 34
 9/24/89 – N.Y. Jets 40, at Miami 33
 11/12/89 – Miami 31, at N.Y. Jets 23
 10/7/90 – at Miami 20, N.Y. Jets 16
 11/11/90 – Miami 17, at N.Y. Jets 3
 9/29/91 – at N.Y. Jets 41, Miami 23
 12/22/91 – N.Y. Jets 23, at Miami 20 (ot)
 11/1/92 – at N.Y. Jets 26, Miami 14
 12/20/92 – at Miami 19, N.Y. Jets 17
 9/12/93 – N.Y. Jets 24, at Miami 14
 11/7/93 – at N.Y. Jets 27, Miami 10
 9/18/94 – at Miami 28, N.Y. Jets 14
 11/27/94 – Miami 28, at N.Y. Jets 24
 9/3/95 – at Miami 52, N.Y. Jets 14
 10/22/95 – at N.Y. Jets 17, Miami 16
 9/15/96 – at Miami 36, N.Y. Jets 27
 12/22/96 – Miami 31, at N.Y. Jets 28
 10/12/97 – Miami 31, at N.Y. Jets 20
 11/9/97 – at Miami 24, N.Y. Jets 17
 10/4/98 – at N.Y. Jets 20, Miami 9
 12/13/98 – N.Y. Jets 21, at Miami 16
 12/12/99 – at N.Y. Jets 28, Miami 20
 12/27/99 – N.Y. Jets 38, at Miami 31
 10/23/00 – at N.Y. Jets 40, Miami 37 (ot)
 11/19/00 – N.Y. Jets 20, at Miami 3
 10/14/01 – at N.Y. Jets 21, Miami 17
 11/18/01 – N.Y. Jets 24, at Miami 0
 9/22/02 – at Miami 30, N.Y. Jets 3
 11/10/02 – at N.Y. Jets 13, Miami 10
 9/14/03 – Miami 21, at N.Y. Jets 10
 12/28/03 – at Miami 23, N.Y. Jets 21
 10/3/04 – N.Y. Jets 17, at Miami 9
 11/1/04 – at N.Y. Jets 41, Miami 14
 9/18/05 – at N.Y. Jets 17, Miami 7
 12/18/05 – at Miami 24, N.Y. Jets 20
 10/15/06 – at N.Y. Jets 20, Miami 17
 12/25/06 – N.Y. Jets 13, at Miami 10
 9/23/07 – at N.Y. Jets 31, Miami 28
 12/2/07 – N.Y. Jets 40, at Miami 13
 9/7/08 – N.Y. Jets 20, at Miami 14
 12/28/08 – Miami 24, at N.Y. Jets 17
 10/12/09 – at Miami 31, N.Y. Jets 27
 11/1/09 – Miami 30, at N.Y. Jets 25
 9/26/10 – N.Y. Jets 31, at Miami 23
 12/12/10 – Miami 10, at N.Y. Jets 6
 10/17/11 – at N.Y. Jets 24, Miami 6
 1/1/12 – at Miami 19, N.Y. Jets 17
 9/23/12 – N.Y. Jets 23, at Miami 20 (ot)
 10/28/12 – Miami 30, at N.Y. Jets 9
 12/1/13 – Miami 23, at N.Y. Jets 3
 12/29/13 – N.Y. Jets 20, at Miami 7
 12/1/14 – Miami 16, at N.Y. Jets 13
 12/28/14 – N.Y. Jets 37, at Miami 24
 10/4/15 – N.Y. Jets 27, at Miami 14 (at London, England)
 11/29/15 – at N.Y. Jets 38, Miami 20
 11/6/16 – at Miami 27, N.Y. Jets 23
 12/17/16 – Miami 34, at N.Y. Jets 13
 9/24/17 – at N.Y. Jets 20, Miami 6
 10/22/17 – at Miami 31, N.Y. Jets 28

OAKLAND 20, MIAMI 17 (1 tie)

(formerly Los Angeles)

9/2/66 – Oakland 23, at Miami 14
 10/9/66 – at Oakland 21, Miami 10
 11/19/67 – at Oakland 31, Miami 17
 9/21/68 – Oakland 47, at Miami 21
 9/20/69 – at Oakland 20, Miami 17
 10/4/69 – at Miami 20, Oakland 20 (tie)
 10/3/70 – at Miami 20, Oakland 13
 12/27/70 – *at Oakland 21, Miami 14
 9/23/73 – at Oakland 12, Miami 7 (at Berkeley)
 12/30/73 – **at Miami 27, Oakland 10
 12/21/74 – *at Oakland 28, Miami 26
 9/22/75 – Oakland 31, at Miami 21
 12/10/78 – at Miami 23, Oakland 6
 10/8/79 – at Oakland 13, Miami 3
 11/2/80 – at Oakland 16, Miami 10
 11/15/81 – Oakland 33, at Miami 17
 9/19/83 – at L.A. Raiders 27, Miami 14
 12/2/84 – L.A. Raiders 45, at Miami 34
 10/19/86 – L.A. Raiders 30, at Miami 28
 10/9/88 – Miami 24, at L.A. Raiders 14
 11/19/90 – L.A. Raiders 13, at Miami 10
 12/14/92 – at Miami 20, L.A. Raiders 7
 10/16/94 – at Miami 20, L.A. Raiders 17(ot)
 12/1/96 – at Oakland 17, Miami 7
 11/30/97 – Miami 34, at Oakland 16
 12/6/98 – Miami 27, at Oakland 17
 10/31/99 – Miami 16, at Oakland 9
 1/6/01 – *at Oakland 27, Miami 0
 9/23/01 – at Miami 18, Oakland 15
 12/15/02 – at Miami 23, Oakland 17
 11/27/05 – Miami 33, at Oakland 21
 9/30/07 – Oakland 35, at Miami 17
 11/16/08 – at Miami 17, Oakland 15
 11/28/10 – Miami 33, at Oakland 17
 12/4/11 – at Miami 34, Oakland 14
 9/16/12 – at Miami 35, Oakland 13
 9/28/14 – Miami 38, at Oakland 14 (at London, England)
 11/5/17 – Oakland 27, at Miami 24

MIAMI 8, PHILADELPHIA 6

11/8/70 – at Philadelphia 24, Miami 17
 10/12/75 – at Miami 24, Philadelphia 16
 9/24/78 – at Philadelphia 17, Miami 3
 11/30/81 – at Miami 13, Philadelphia 10
 11/11/84 – at Miami 24, Philadelphia 23
 12/13/87 – Miami 28, at Philadelphia 10
 12/9/90 – at Miami 23, Philadelphia 20 (ot)
 11/14/93 – Miami 19, at Philadelphia 14
 10/20/96 – at Philadelphia 35, Miami 28
 10/24/99 – at Miami 16, Philadelphia 13
 12/15/03 – Philadelphia 34, at Miami 27
 11/18/07 – at Philadelphia 17, Miami 7
 12/11/11 – Philadelphia 26, at Miami 10
 11/15/15 – Miami 20, at Philadelphia 19

PITTSBURGH 14, MIAMI 13

11/14/71 – at Miami 24, Pittsburgh 21
 12/31/72 – **Miami 21, at Pittsburgh 17
 12/3/73 – at Miami 30, Pittsburgh 26
 11/14/76 – at Pittsburgh 14, Miami 3
 12/30/79 – *at Pittsburgh 34, Miami 14
 11/30/80 – at Pittsburgh 23, Miami 10
 9/10/81 – at Miami 30, Pittsburgh 10
 10/7/84 – Miami 31, at Pittsburgh 7
 1/6/85 – **at Miami 45, Pittsburgh 28
 10/6/85 – at Miami 24, Pittsburgh 20
 11/1/87 – at Miami 35, Pittsburgh 24
 12/18/88 – at Pittsburgh 40, Miami 24

11/26/89 – Pittsburgh 34, at Miami 14
 9/30/90 – Miami 28, at Pittsburgh 6
 12/13/93 – Pittsburgh 21, at Miami 20
 11/20/94 – at Pittsburgh 16, Miami 13 (ot)
 9/18/95 – at Miami 23, Pittsburgh 10
 11/25/96 – Pittsburgh 24, at Miami 17
 9/20/98 – at Miami 21, Pittsburgh 0
 9/26/04 – Pittsburgh 13, at Miami 3
 9/7/06 – at Pittsburgh 28, Miami 17
 11/26/07 – at Pittsburgh 3, Miami 0
 1/3/10 – Pittsburgh 30, at Miami 24
 10/24/10 – Pittsburgh 23, at Miami 22
 12/8/13 – Miami 34, at Pittsburgh 28
 10/16/16 – at Miami 30, Pittsburgh 15
 1/8/17 – *at Pittsburgh 30, Miami 12

MIAMI 7, SAN FRANCISCO 6

9/16/73 – at Miami 21, San Francisco 13
 9/25/77 – Miami 19, at San Francisco 15
 11/16/80 – at Miami 17, San Francisco 13
 11/6/83 – Miami 20, at San Francisco 17
 1/20/85 – ***San Francisco 38, Miami 16
 9/28/86 – San Francisco 31, at Miami 16
 12/6/92 – at San Francisco 27, Miami 3
 11/20/95 – San Francisco 44, at Miami 20
 12/16/01 – at San Francisco 21, Miami 0
 11/28/04 – Miami 24, at San Francisco 17
 12/14/08 – at Miami 14, San Francisco 9
 12/9/12 – at San Francisco 27, Miami 13
 11/27/16 – at Miami 31, San Francisco 24

MIAMI 10, SEATTLE 5

10/23/77 – at Miami 31, Seattle 13
 9/9/79 – at Miami 19, Seattle 10
 12/31/83 – *Seattle 27, at Miami 20
 12/29/84 – *at Miami 31, Seattle 10
 10/4/87 – at Seattle 24, Miami 20
 12/16/90 – at Miami 24, Seattle 17
 9/27/92 – Miami 19, at Seattle 17
 10/6/96 – Seattle 22, at Miami 15
 1/9/00 – *Miami 20, at Seattle 17
 9/3/00 – at Miami 23, Seattle 0
 10/28/01 – Miami 24, at Seattle 20
 11/21/04 – at Seattle 24, Miami 17
 11/9/08 – at Miami 21, Seattle 19
 11/25/12 – at Miami 24, Seattle 21
 9/11/16 – at Seattle 12, Miami 10

TAMPA BAY 6, MIAMI 5

10/24/76 – Miami 23, at Tampa Bay 20
 11/29/82 – at Tampa Bay 23, Miami 17
 10/20/85 – at Miami 41, Tampa Bay 38
 10/30/88 – Miami 17, at Tampa Bay 14
 12/1/91 – at Miami 33, Tampa Bay 14
 9/21/97 – at Tampa Bay 31, Miami 21
 12/10/00 – Tampa Bay 16, at Miami 13
 10/16/05 – at Tampa Bay 27, Miami 13
 11/15/09 – at Miami 25, Tampa Bay 23
 11/11/13 – at Tampa Bay 22, Miami 19
 11/19/17^ – Tampa Bay 30, at Miami 20

MIAMI 20, TENNESSEE 17

(formerly Houston)

10/23/66 – Miami 20, at Houston 13

12/18/66 – at Miami 29, Houston 28
 12/3/67 – at Houston 17, Miami 14
 12/23/67 – Houston 41, at Miami 10
 9/14/68 – Houston 24, at Miami 10
 10/6/68 – Miami 24, at Houston 7
 9/28/69 – at Houston 22, Miami 10
 11/23/69 – Houston 32, at Miami 7
 9/27/70 – Miami 20, at Houston 10
 9/24/72 – at Miami 34, Houston 13
 11/16/75 – at Houston 20, Miami 19
 10/2/77 – at Miami 27, Houston 7
 11/20/78 – at Houston 35, Miami 30
 12/24/78 – *Houston 17, at Miami 9
 11/5/79 – Houston 9, at Miami 6
 9/20/81 – Miami 16, at Houston 10
 12/4/83 – Miami 24, at Houston 17
 10/14/84 – at Miami 28, Houston 10
 9/8/85 – at Houston 26, Miami 23
 11/2/86 – at Miami 28, Houston 7
 10/1/89 – at Houston 39, Miami 7
 10/20/91 – Houston 17, at Miami 13
 11/22/92 – at Miami 19, Houston 16
 11/17/96 – Miami 23, at Houston 20
 9/7/97 – at Miami 16, Tennessee 13 (ot)
 11/7/99 – at Miami 17, Tennessee 0
 9/9/01 – Miami 31, at Tennessee 23
 11/9/03 – at Tennessee 31, Miami 7
 9/11/04# – Tennessee 17, at Miami 7
 12/24/05 – at Miami 24, Tennessee 10
 9/24/06 – at Miami 13, Tennessee 10
 12/20/09 – at Tennessee 27, Miami 24 (ot)
 11/14/10 – at Miami 29, Tennessee 17
 11/11/12 – Tennessee 37, at Miami 3
 10/18/15 – Miami 38, at Tennessee 10
 10/9/16 – Tennessee 30, at Miami 17
 10/8/17 – at Miami 16, Tennessee 10

MIAMI 9, WASHINGTON 5

1/14/73 – *** Miami 14, Washington 7
 10/13/74 – at Washington 20, Miami 17
 12/3/78 – Miami 16, at Washington 0
 10/18/81 – at Miami 13, Washington 10
 1/30/83 – *** Washington 27, Miami 17
 9/2/84 – Miami 35, at Washington 17
 12/20/87 – at Miami 23, Washington 21
 12/2/90 – at Washington 42, Miami 20
 10/4/93 – at Miami 17, Washington 10
 1/2/00 – at Washington 21, Miami 10
 11/23/03 – at Miami 24, Washington 23
 9/9/07 – at Washington 16, Miami 13(ot)
 11/13/11 – at Miami 20, Washington 9
 9/13/15 – Miami 17, at Washington 10

* AFC Playoff ** AFC Championship
 ***Super Bowl

\$ – Game originally scheduled for 9/7/92
 @ – Game originally scheduled for 10/26/97
 # – Game originally scheduled for 9/12/04
 % – Game originally scheduled for 10/23/05
 ^ – Game originally scheduled for 9/10/17

ALL-TIME DOLPHINS WON-LOST RECORDS

(includes postseason games)

OPPONENT	W	L	T	PCT.	PTS.	OPP.	LAST MTG.
Arizona	9	3	0	.750	326	200	2016
Atlanta	9	4	0	.643	270	240	2017
Baltimore	6	9	0	.400	215	323	2017
Buffalo	60	47	1	.560	2311	2126	2017
Carolina	4	2	0	.667	124	121	2017
Chicago	8	4	0	.667	304	208	2014
Cincinnati	16	6	0	.727	503	381	2016
Cleveland	11	8	0	.579	366	370	2016
Dallas	7	7	0	.500	251	289	2015
Denver	12	6	1	.658	441	364	2017
Detroit	7	4	0	.636	298	208	2014
Green Bay	10	4	0	.714	333	256	2014
Houston	1	7	0	.125	169	195	2015
Indianapolis	47	26	0	.644	1639	1248	2015
Jacksonville	4	4	0	.500	147	173	2015
Kansas City	16	14	0	.533	585	624	2017
Los Angeles Chargers	18	15	0	.545	770	721	2017
Los Angeles Rams	11	2	0	.846	319	228	2016
Minnesota	8	4	0	.667	254	219	2014
New England	54	51	0	.514	2243	2258	2017
New Orleans	6	6	0	.500	246	247	2017
New York Giants	2	6	0	.250	121	143	2015
New York Jets	50	54	1	.481	2288	2247	2017
Oakland	17	20	1	.461	773	772	2017
Philadelphia	8	6	0	.571	259	278	2015
Pittsburgh	13	14	0	.481	569	545	2016
San Francisco	7	6	0	.538	214	296	2016
Seattle	10	5	0	.667	318	253	2016
Tampa Bay	5	6	0	.455	242	258	2017
Tennessee	20	17	0	.541	692	692	2017
Washington	9	5	0	.643	256	233	2015
TOTALS	465	372	4	.555	17,846	16,716	

MIAMI IN PRESEASON

OPPONENT	W	L	T	PCT.	PTS.	OPP.	LAST MTG.
Arizona	1	0	0	1.000	28	7	1978
Atlanta	8	8	0	.500	272	307	2017
Baltimore	0	1	0	.000	7	31	2017
Buffalo	3	0	1	.875	99	72	1987
Carolina	2	3	0	.400	104	100	2015
Chicago	4	9	1	.321	216	230	2015
Cincinnati	4	3	0	.571	120	117	1975
Cleveland	0	1	0	.000	10	17	1986
Dallas	3	7	0	.300	198	232	2016
Denver	6	5	0	.545	240	222	1997
Detroit	6	1	0	.857	180	134	1999
Green Bay	4	5	0	.444	139	141	2001
Houston	1	1	0	.500	41	27	2013
Indianapolis	2	2	0	.500	67	61	1984
Jacksonville	6	4	0	.600	206	183	2013
Kansas City	3	1	1	.700	84	67	2008
Los Angeles Chargers	1	3	0	.250	62	91	2001
Los Angeles Rams	3	2	0	.600	83	84	2014
Minnesota	9	12	0	.429	347	400	2017
New England	1	1	0	.500	30	19	1969
New Orleans	14	7	0	.667	374	312	2013
New York Giants	7	0	0	1.000	168	96	2016
New York Jets	0	1	0	.000	14	31	1966
Oakland	3	0	0	1.000	71	57	1991
Philadelphia	5	5	0	.500	184	166	2017
Pittsburgh	2	2	0	.500	53	54	2005

San Francisco	3	0	1	.875	82	65	1998
Seattle	1	0	0	1.000	24	7	1980
Tampa Bay	17	13	0	.507	480	454	2015
Tennessee	1	2	0	.333	30	53	2016
Washington	9	5	0	.643	307	238	2004
TOTALS	129	104	4	.553	4,320	4,075	

2017 DOLPHINS PRESEASON STATISTICS

PRESEASON RESULTS (2-2)

DATE	OPPONENT	SCORE	W/L	ATTENDANCE
Aug. 10	ATLANTA	23-20	W	64,271
Aug. 17	BALTIMORE	7-31	L	64,464
Aug. 24	at Philadelphia	31-38	L	69,596
Aug. 31	at Minnesota	30-9	W	66,409

TEAM STATISTICS

	DOLPHINS	OPPONENTS
TOTAL FIRST DOWNS	55	82
Rushing	12	29
Passing	33	46
Penalty	10	7
3rd Down: Made/Att	15/50	34/70
3rd Down Pct.	30.0%	48.6%
4th Down: Made/Att	0/1	4/8
4th Down Pct.	0.0%	50.0%
POSSESSION AVG.	23:05	36:55
TOTAL NET YARDS	1090	1375
Avg. Per Game	272.5	343.8
Total Plays	216	291
Avg. Per Play	5.0	4.7
NET YARDS RUSHING	257	497
Avg. Per Game	64.3	124.3
Total Rushes	85	146
NET YARDS PASSING	833	878
Avg. Per Game	208.3	219.5
Sacked/Yards Lost	5/42	7/44
Gross Yards	875	922
Attempts/Completions	126/63	138/93
Completion Pct.	50.0%	67.4%
Had Intercepted	5	4
PUNTS/AVERAGE	26/43.9	20/44.0
Net Punting Avg.	39.8	41.5
PENALTIES/YARDS	27/204	42/369
FUMBLES/BALL LOST	4/2	8/3
TOUCHDOWNS	12	11
Rushing	4	4
Passing	8	6
Returns	0	1

Score By Quarters	1	2	3	4	OT	Total
DOLPHINS	24	40	7	20	0	91
OPPONENTS	21	40	17	20	0	98

RUSHING

	NO.	YDS.	AVG.	LG	TD
Drake	16	69	4.3	16	1
Ajayi	11	51	4.6	26	2
Johnson	18	43	2.4	10	0
D.Smith	12	35	2.9	12	0
Perry	8	32	4.0	11t	1

Williams.....	14	28	2.0	10	0
Fales	2	3	1.5	4	0
Moore	1	1	1.0	1	0
Doughty	3	-5	-1.7	-1	0
DOLPHINS	85	257	3.0	26	4
OPPONENTS	146	497	3.4	26	4

PASSING

	ATT.	COMP.	YDS.	PCT.	TD	INT.	LG	SACK/ LOST	RATING
Fales	55	27	424	49.1	5	1	99t	0/0	97.8
Doughty	40	19	263	47.5	2	2	69t	4/36	64.9
Cutler.....	14	8	129	57.1	1	0	72	1/6	111.9
Moore	17	9	59	52.9	0	2	32	0/0	21.1
DOLPHINS	126	63	875	50.0	8	5	99t	5/42	77.3
OPPONENTS	138	93	922	67.4	6	4	50t	7/44	88.5

RECEIVING

	NO.	YDS.	AVG.	LG	TD
Grant	8	230	28.8	69t	2
Gray	8	51	6.4	12	1
Stringfellow	4	130	32.5	99t	1
Parker.....	4	99	24.8	72	0
Morgan	4	52	13.0	24	0
Carroo	3	50	16.7	33t	1
Landry	3	46	15.3	32	0
Stills	3	24	8.0	15	0
Lewis	3	19	6.3	13	0
Duarte	3	19	6.3	11	0
Drake	3	4	1.3	5	0
J.Thomas	3	3	1.0	2	1
Owusu	2	45	22.5	28	1
Mathews	2	30	15.0	19t	1
Johnson	2	26	13.0	27	0
Pantale.....	2	18	9.0	11	0
D.Smith	2	8	4.0	6	0
Perry	2	7	3.5	4	0
Ajayi	1	11	11.0	11	0
Williams	1	3	3.0	3	0
DOLPHINS	63	875	13.9	99t	8
OPPONENTS	93	922	9.9	50t	6

INTERCEPTIONS

	NO.	YDS.	AVG.	LG	TD
Phillips	1	18	18.0	18	0
Timmons	1	2	2.0	2	0
X.Howard.....	1	0	0.0	0	0
Tankersley	1	0	0.0	0	0
DOLPHINS	4	20	5.0	18	0
OPPONENTS	5	123	24.6	50	1

PUNTING

	NO.	YDS.	AVG.	NET	TB	IN 20	LG	BLK
Haack.....	13	610	46.9	44.3	0	2	63	0
Darr	12	531	44.3	35.3	0	5	52	1
DOLPHINS	26	1141	43.9	39.8	0	7	63	1
OPPONENTS	20	879	44.0	41.5	1	7	61	0

PUNT RETURNS

	RET.	FC	YDS.	AVG.	LG	TD
Grant	5	3	11	2.2	8	0
Morgan	3	4	15	5.0	9	0
Westerkamp.....	1	0	4	4.0	4	0
DOLPHINS	9	7	30	3.3	9	0
OPPONENTS	16	4	106	6.6	39	0

KICKOFF RETURNS

	NO.	YDS.	AVG.	LG	TD
McTyer.....	8	144	18.0	30	0
Perry.....	5	123	24.6	33	0
D.Smith	3	62	20.7	27	0
Johnson	2	61	30.5	44	0
DOLPHINS	18	390	21.7	44	0
OPPONENTS	12	250	20.8	30	0

FIELD GOALS

	1-19	20-29	30-39	40-49	50+	TOTALS
Franks	0/0	0/0	1/1	0/1	1/1	2/3
DOLPHINS	0/0	1/1	0/1	1/1	1/2	2/3
OPPONENTS	0/0	2/2	2/2	1/2	2/2	7/8

SCORING

	TOTAL	TDR	TDP	TDRt	PAT	FG	S	2-PT	TP
Franks	0	0	0	0	11/11	2/3	0	0	17
Grant	2	0	2	0	0/0	0/0	0	0	12
Ajayi.....	2	2	0	0	0/0	0/0	0	0	12
Mathews	1	0	1	0	0/0	0/0	0	0	6
Carroo	1	0	1	0	0/0	0/0	0	0	6
Drake	1	1	0	0	0/0	0/0	0	0	6
J.Thomas	1	0	1	0	0/0	0/0	0	0	6
Gray	1	0	1	0	0/0	0/0	0	0	6
Perry	1	1	0	0	0/0	0/0	0	0	6
Owusu	1	0	1	0	0/0	0/0	0	0	6
Stringfellow	1	0	1	0	0/0	0/0	0	0	6
Martin-Oguike	0	0	0	0	0/0	0/0	1	0	2
DOLPHINS	12	4	8	0	11/11	2/3	1	0	91
OPPONENTS	11	4	6	1	9/10	7/8	1	0	98

TWO-POINT CONVERSIONS

TEAM 0/1, OPPONENTS 1/1

SACKS

Branch 1.0, Martin-Oguike 1.0, Malveaux 1.0, Okoye 1.0, Reilly 1.0, Warnsley 1.0, Lucas 1.0

DOLPHINS 7.0, OPPONENTS 5.0

2017 PRESEASON DEFENSIVE STATISTICS

PLAYER	SOLO	ASST.	TOTAL TACK.	SACKS/ YDS	TACKLES FOR LOSS	QB HITS	INTS/ YDS	PASS DEF.	FUM. FOR.	FUM. REC.
C. Allen	23	9	32	0.0/0.0	0	0	0	1	0	0
Lacey	16	3	19	0.0/0.0	2	0	0	2	0	0
Hendy	13	1	14	0.0/0.0	1	0	0	0	0	0
Taylor	9	5	14	0.0/0.0	1	0	0	1	0	0
M. Thomas	9	4	13	0.0/0.0	0	0	0	2	0	0
Lucas	7	5	12	1.0/0.0	0	1	0	0	0	0
M. Smith	8	3	11	0.0/0.0	0	1	0	1	0	0
Sylvestre	9	1	10	0.0/0.0	0	0	0	1	0	0
Tankersley	8	1	9	0.0/0.0	0	0	1/0	1	0	0
Pitts	8	0	8	0.0/0.0	1	0	0	0	0	0
Martin-Oguike	7	1	8	1.0/10.0	1	1	0	0	0	0
Reilly	7	1	8	1.0/5.0	2	1	0	0	0	0
Timmons	7	0	7	0.0/0.0	1	1	1/2	1	0	0
Godchaux	4	3	7	0.0/0.0	0	0	0	0	0	0
Malveaux	6	0	6	1.0/9.0	3	2	0	0	0	0
Fede	6	0	6	0.0/0.0	2	3	0	0	0	0
Warmsley	5	1	6	1.0/1.0	1	1	0	0	0	0
Hull	5	1	6	0.0/0.0	1	0	0	1	0	0
Maxwell	5	1	6	0.0/0.0	0	0	0	0	2	0
Jones	5	0	5	0.0/0.0	0	0	0	0	0	0
X.Howard	4	1	5	0.0/0.0	0	0	1/0	1	0	0
McTyer	4	1	5	0.0/0.0	0	0	0	2	0	0
Alonso	3	2	5	0.0/0.0	0	0	0	0	0	0
Suh	4	0	4	0.0/0.0	0	1	0	0	0	0
McDonald	3	1	4	0.0/0.0	0	0	0	1	0	0
Okoye	1	3	4	1.0/9.0	1	5	0	0	0	0
McCain	3	0	3	0.0/0.0	0	0	0	0	0	0
Saint Fleur	2	1	3	0.0/0.0	0	0	0	0	0	0
Watts	1	2	3	0.0/0.0	0	0	0	0	0	0
Branch	2	0	2	1.0/10.0	1	1	0	0	0	0
Verner	2	0	2	0.0/0.0	0	0	0	3	0	0
Hayes	2	0	2	0.0/0.0	0	0	0	1	0	0
N.Allen	2	0	2	0.0/0.0	0	0	0	0	0	0
Phillips	1	1	2	0.0/0.0	0	0	1/18	2	0	0
Harris	1	1	2	0.0/0.0	0	0	0	0	0	0
Williams	1	1	2	0.0/0.0	0	1	0	0	0	0
Hope	0	1	1	0.0/0.0	0	0	0	0	0	0
Wake	0	1	1	0.0/0.0	0	0	0	0	0	0

NOTE: Special teams and miscellaneous tackles not included above.

DEFENSIVE TOUCHDOWNS: None.

MISCELLANEOUS TACKLES: Bushrod 1, Davis 1, Moore 1.

MISCELLANEOUS FUMBLE RECOVERIES: Drake 1.

2017 PRESEASON SPECIAL TEAMS STATISTICS

PLAYER	SOLO	ASST.	TOTAL TACK.	FUM. FOR.	FUM. REC.	BLOCKED FG	BLOCKED PATs	BLOCKED PUNTS
Lacey	3	0	3	0	0	0	0	0
M. Smith	3	0	3	0	0	0	0	0
C. Allen	2	0	2	0	0	0	0	0
Hendy	2	0	2	0	0	0	0	0
Lucas	2	0	2	0	1	0	0	0
Fede	1	1	2	0	0	0	0	0
M. Thomas	1	0	1	0	0	0	0	0
Tankersley	1	0	1	0	0	0	0	0
Pitts	1	0	1	0	0	0	0	0
Martin-Oguike	1	0	1	0	0	0	0	0
Reilly	1	0	1	0	1	0	0	0
Warmesley	1	0	1	0	0	0	0	0
McTyer	1	0	1	1	0	0	0	0
Watts	1	0	1	0	0	0	0	0
Hope	1	0	1	0	0	0	0	0
Franks	1	0	1	1	0	0	0	0
Morgan	1	0	1	0	1	0	0	0
Duarte	1	0	1	0	0	0	0	0
Chapman	1	0	1	0	0	0	0	0
Verner	0	1	1	0	0	0	0	0

2017 PRESEASON GAME SUMMARIES

PRESEASON GAME 1

ATLANTA 20, MIAMI 23
AUG. 10, 2017

HARD ROCK STADIUM
MIAMI GARDENS, FLA.

David Fales threw two fourth-quarter touchdown passes, including a stunning 99-yarder to Damore'ea Stringfellow, and the Dolphins rallied for a 23-20 victory against the Atlanta Falcons in their preseason opener at Hard Rock Stadium. The Dolphins trailed 20-10 before Fales connected with rookie Francis Owusu on an 18-yard touchdown pass to make it 20-16 after a two-point conversion attempt failed. After being pinned at their 1-yard line with exactly 9 minutes left, Fales threw down the left sideline and Stringfellow caught the ball at the 32 before outracing defensive back Marcelis Branch to the end zone. Second-year wide receiver Leonte Carroo had the other Dolphins touchdown, catching a 33-yard pass from quarterback Brandon Doughty in the second quarter. Owusu came up with another big catch, making a twisting 28-yard reception on the first play after the two-minute warning to all but clinch the victory. Atlanta scored 13 consecutive points between the second and third quarters, including Terron Ward's 3-yard touchdown run just before halftime. The Falcons' other touchdown came on a 15-yard pass from 2016 NFL MVP Matt Ryan to running back Devonta Freeman on a fourth-and-1. The drive was set up by a 39-yard punt return by Andre Roberts after the Dolphins went three-and-out in their only series with Matt Moore at quarterback. Moore completed his only pass attempt, hitting DeVante Parker for 5 yards on third-and-8. Andrew Franks accounted for the other Miami points when he kicked a 36-yard field goal in the first quarter. Mike Meyer kicked two field goals for Atlanta, including a 53-yarder in the third quarter. Among the highlights for the Dolphins was a 10-yard run by Damien Williams to convert a third-and-1 on the field goal drive; three catches for 26 yards by tight end MarQueis Gray on that same drive; Jordan Lucas recovering a muffed punt to set up Owusu's touchdown; Storm Johnson recovering a fumble on the kickoff that followed Stringfellow's touchdown; and rookie Cameron Malveaux ending an Atlanta drive with a sack on third down.

ATLANTA	7	7	6	0	-	20
MIAMI	3	7	0	13	-	23

TEAM	QTR	TIME	PLAY (EXTRA POINT) (DRIVE INFO)	ATL	MIA
Falcons	1	10:28	D.Freeman 15 yd. pass from M.Ryan (M.Bryant kick) (5-36, 2:20)	7	0
Dolphins	1	5:05	A.Franks 36 yd. Field Goal (10-42, 5:23)	7	3
Dolphins	2	5:17	L.Carroo 33 yd. pass from B.Doughty (A.Franks kick) (6-61, 2:53)	7	10

Falcons	2	0:15	T.Ward 3 yd. run (M.Bryant kick) (3-31, 1:34)	14	10
Falcons	3	6:31	M.Meyer 30 yd. Field Goal (11-40, 5:24)	17	10
Falcons	3	1:49	M.Meyer 53 yd. Field Goal (8-29, 3:48)	20	10
Dolphins	4	13:27	F.Owusu 17 yd. pass from D.Fales (pass failed) (5-30, 1:34)	20	16
Dolphins	4	8:47	D.Stringfellow 99 yd. pass from D.Fales (A.Franks kick) (1-99, 0:13)	20	23

ATT. – 64,271

	FALCONS	DOLPHINS
FIRST DOWNS	17	12
Rushing	5	2
Passing	10	8
Penalty	2	2
3rd-Down Efficiency	7 for 18	5 for 13
4th-Down Efficiency	2 for 2	0 for 0
TOTAL NET YARDS	279	318
Total Net Plays	63	52
Average Gain	4.4	6.1
NET YARDS RUSHING	113	60
Rushes	32	22
Yards per Rush	3.5	2.7
NET YARDS PASSING	166	258
Completed - Attempted	20-30	16-30
Yards per Pass Play	5.4	8.6
Sacked - Yards Lost	1-9	0-0
Had Intercepted	0	2
PUNTS - AVERAGE	6-279-46.5	6-266-44.3
RETURN YARDAGE	188	120
Punts - Return Yards	5-74	4-7
Kickoffs - Return Yards	5-114	5-113
Interceptions - Return Yards	2-0	0-0
PENALTIES - YARDS	7-76	7-49
FUMBLES - LOST	2-2	0-0
RED-ZONE EFFICIENCY	2 for 3	1 for 3
GOAL-TO-GO EFFICIENCY	1 for 1	0 for 0
TIME OF POSSESSION	34:53	25:07

INDIVIDUAL STATISTICS

RUSHING (Att-Yds-TD): Atlanta: T. Ward 11-48-1, M. Simms 3-24, A. Torgersen 2-17, B. Hill 9-10, K. Taylor 4-7, D. Freeman 1-3, T. Renew 1-3, T. Coleman 1-1.

Miami: K. Drake 4-21, D. Williams 6-18, D. Smith 7-12, S. Perry 2-7, S. Johnson 2-5, B. Doughty 1-(-3).

PASSING (A-C-Y-TD-I): Atlanta: M. Simms 20-10-104-0-0, A. Torgersen 5-5-19-0-0, M. Ryan 3-3-32-1-0, M. Schaub 2-2-20-0-0.

Miami: D. Fales 17-8-184-2-1, B. Doughty 12-7-69-1-1, M. Moore 1-1-5-0-0.

RECEIVING (Rec-Yds-TD): Atlanta: A. Dable 3-32, T. Ward 3-16, Re. Davis 2-43, M. Hall 2-23, T. Renew 2-5, D. Freeman 1-15-1, A. Hooper 1-12, R. Davis 1-10, D. Burton 1-6, M. Sanu 1-5, K. Taylor 1-5, D. Griswold 1-4, E. Saubert 1-(-1).

Miami: M. Gray 3-26, T. Duarte 3-19, D. Stringfellow 2-116-1, F. Owusu 2-45-1, J. Grant 2-8, L. Carroo 1-33-1, D. Parker 1-5, S. Perry 1-4, K. Drake 1-2.

SACKS (Sk-Yds): Atlanta: None.

Miami: C. Malveaux 1-9.

INTERCEPTIONS (Int-Yds): Atlanta: D. Campbell 1-0, Ja. Jones 1-0.

Miami: None.

FORCED FUMBLES: Atlanta: None.

Miami: T. McTyer 1.

FUMBLE RECOVERIES (No-Yds): Atlanta: None.

Miami: S. Johnson 1-0, J. Lucas 1-0.

PRESEASON GAME 2

BALTIMORE 31, MIAMI 7
AUG. 17, 2017

HARD ROCK STADIUM
MIAMI GARDENS, FLA.

Quarterback Jay Cutler and running back Jay Ajayi made their first preseason appearances as the Dolphins dropped a 31-7 decision against the Baltimore Ravens at Hard Rock Stadium. The loss evened the Dolphins' preseason record at 1-1. Cutler, who was signed after Ryan Tannehill was sidelined by a knee injury, started at quarterback and completed 3-of-6 passes for 24 yards. He also had a 31-yard completion to DeVante Parker nullified by a holding penalty. Ajayi, who missed the preseason opener because he was in the concussion protocol, started at running back and played the first series. He touched the ball on the first three offensive plays, carrying the ball twice and catching a pass for an 11-yard gain. He had a 19-yard run called back because of a penalty. Senorise Perry scored the Dolphins' lone touchdown on an 11-yard run early in the second quarter. The score gave Miami a 7-0 lead and came seven plays after Xavier Howard intercepted a Ryan Mallett pass. Rookie third-round pick Cordrea Tankersley also had an interception against Mallett and cornerback Byron

Maxwell forced two fumbles in the first quarter, although Baltimore was able to recover both times. Rookie defensive tackles Davon Godchaux and Vincent Taylor and linebacker Mike Hull all had a tackle for loss on running plays. All four quarterbacks on the Dolphins roster saw action, with Matt Moore and David Fales following Cutler in the first half, and Brandon Doughty taking over late in the third quarter. Backup quarterback Josh Woodrum had two touchdown runs for Baltimore, from 14 yards and 1 yard out. Mallett threw a 1-yard touchdown pass to tight end Larry Donnell to give Baltimore its first lead at 13-7. Special teams miscues hurt the Dolphins, as Baltimore recovered Perry's fumble on a kickoff return and later blocked a Matt Darr punt. The Dolphins' biggest threat of the second half came in the third quarter and ended when Fales threw an incomplete pass on fourth-and-1 from the Baltimore 47-yard line.

BALTIMORE	0	13	8	10	-	31
MIAMI	0	7	0	0	-	7

TEAM	QTR	TIME	PLAY (EXTRA POINT) (DRIVE INFO)	BAL	MIA
Dolphins	2	13:44	S.Perry 11 yd. run (A.Franks kick) (7-56, 2:19)	0	7
Ravens	2	7:56	J.Tucker 52 yd. Field Goal (12-36, 5:48)	3	7
Ravens	2	5:42	J.Tucker 27 yd. Field Goal (5-15, 2:05)	6	7
Ravens	2	2:56	L.Donnell 1 yd. pass from R.Mallett (J.Tucker kick) (3-4, 1:13)	13	7
Ravens	3	7:12	J.Woodrum 14 yd. run (J.Woodrum-L.Donnell pass) (3-54, 1:37)	21	7
Ravens	4	14:52	J.Woodrum 1 yd. run (J.Tucker kick) (10-54, 5:23)	28	7
Ravens	4	7:37	J.Tucker 41 yd. Field Goal (10-43, 5:32)	31	7

ATT. - 64,464

	RAVENS	DOLPHINS
FIRST DOWNS	21	9
Rushing	9	1
Passing	12	5
Penalty	0	3
3rd-Down Efficiency	9 for 17	2 for 12
4th-Down Efficiency	1 for 3	0 for 1
TOTAL NET YARDS	382	120
Total Net Plays	75	51
Average Gain	5.1	2.4
NET YARDS RUSHING	141	46
Rushes	42	19
Yards per Rush	3.4	2.4
NET YARDS PASSING	241	74
Completed - Attempted	22-33	14-30
Yards per Pass Play	7.3	2.3
Sacked - Yards Lost	0-0	2-16
Had Intercepted	2	0
PUNTS - AVERAGE	2-100-50.0	9-337-37.4
RETURN YARDAGE	37	131
Punts - Return Yards	3-20	2-8
Kickoffs - Return Yards	1-17	6-123
Interceptions - Return Yards	0-0	2-0
PENALTIES - YARDS	11-81	9-71
FUMBLES - LOST	3-0	2-1
RED-ZONE EFFICIENCY	3 for 5	1 for 1
GOAL-TO-GO EFFICIENCY	2 for 2	0 for 0
TIME OF POSSESSION	36:27	23:33

INDIVIDUAL STATISTICS

RUSHING (Att-Yds-TD): Baltimore: J. Allen 10-40, T. Mizzell 10-38, L. Taliaferro 6-15, J. Woodrum 3-15-2, B. Rainey 2-13, M. Campanaro 1-11, C. Moore 1-4, R. Ortiz 1-3, D. Woodhead 1-2, T. Lewis 1-2, T. West 6-(-2).

Miami: S. Perry 6-25-1, D. Williams 4-11, S. Johnson 5-4, D. Fales 1-4, D. Smith 1-4, J. Ajayi 2-(-2).

PASSING (A-C-Y-TD-I): Baltimore: R. Mallett 22-13-113-1-2, J. Woodrum 10-8-110-0-0, T. Lewis 1-1-18-0-0. Miami: D. Fales 14-6-41-0-0, J. Cutler 6-3-24-0-0, B. Doughty 5-2-14-0-0, M. Moore 5-3-11-0-0.

RECEIVING (Rec-Yds-TD): Baltimore: M. Campanaro 4-35, J. Allen 3-16, M. Williams 2-48, M. Wallace 2-33, T. Mizzell 2-24, C. Board 1-20, V. Mayle 1-17, B. Watson 1-11, R. Malleck 1-10, G. Whalen 1-8, R. Ortiz 1-7, T. West 1-6, J. Maclin 1-5, L. Donnell 1-1-1.

Miami: M. Lewis 2-15, D. Stringfellow 2-14, D. Parker 1-16, J. Grant 1-12, J. Ajayi 1-11, M. Gray 1-6, K. Stills 1-6, D. Morgan 1-5, D. Williams 1-3, S. Perry 1-3, J. Thomas 1-2, J. Landry 1-(-3).

SACKS (Sk-Yds): Baltimore: O. Foster 1-9, T. Williams 1-7.

Miami: None.

INTERCEPTIONS (Int-Yds): Baltimore: None.

Miami: X. Howard 1-0, C. Tankersley 1-0.

FORCED FUMBLES: Baltimore: D. Payne 1.

Miami: B. Maxwell 2.

FUMBLE RECOVERIES (No-Yds): Baltimore: J. Tucker 1-0.

Miami: None.

PRESEASON GAME 3

PHILADELPHIA 38, MIAMI 31
AUG. 24, 2017

LINCOLN FINANCIAL FIELD
PHILADELPHIA, PA.

The Miami Dolphins and Philadelphia Eagles gave fans tuning in quite a show in their preseason matchup at Lincoln Financial Field. In an unusually high-scoring affair for the preseason, the Eagles pulled out a 38-31 victory on backup quarterback Matt McGloin's 1-yard touchdown pass to Marcus Johnson in the fourth quarter. As the next-to-last preseason game, starters for both teams got more playing time than normal and they combined to produce a wild first half that featured big plays on offense and five turnovers, including a pick-six by Philadelphia linebacker Mychal Kendricks and a near-pick-six by Miami defensive tackle Jordan Phillips. Jay Cutler started at quarterback for the Dolphins and his night was over in the second quarter after he had completed 5 of 8 passes for 101 yards, including a 72-yard hook-up with DeVante Parker where Parker won a jump ball against Eagles cornerback Ronald Darby. Jay Ajayi had a strong outing at running back, carrying nine times for 53 yards and two 2-yard touchdowns, one set up by Parker's long reception and the other set up by Phillips' interception. On the opening drive of the game, Ajayi ripped off a 26-yard gain on a run to move the Dolphins into Philadelphia territory, but the drive ended when Cutler fumbled when he was sacked by defensive end Vinny Curry. Tight end Julius Thomas had the other Dolphins touchdown in the first half on a 1-yard pass from Cutler. That touchdown came immediately after Kenny Stills got behind the Eagles secondary and drew a pass-interference penalty in the end zone to give the Dolphins a first-and-goal at the 1-yard line. Jakeem Grant had a 69-yard touchdown reception from Brandon Doughty in the third quarter when he caught a quick slant and broke a tackle around the 40-yard line.

MIAMI	14	10	7	0	-	31
PHILADELPHIA	14	14	3	7	-	38

TEAM	QTR	TIME	PLAY (EXTRA POINT) (DRIVE INFO)	MIA	PHI
Eagles	1	12:22	T.Smith 50 yd. pass from C.Wentz (C.Sturgis kick) (3-52, 0:53)	0	7
Dolphins	1	5:13	J.Ajayi 2 yd. run (A.Franks kick) (5-93, 2:04)	7	7
Dolphins	1	4:49	J.Ajayi 2 yd. run (A.Franks kick) (1-2, 0:06)	14	7
Eagles	1	1:14	A.Jeffery 15 yd. pass from C.Wentz (C.Sturgis kick) (9-93, 3:35)	14	14
Dolphins	2	14:48	J.Thomas 1 yd. pass from J.Cutler (A.Franks kick) (4-75, 1:26)	21	14
Eagles	2	7:08	C.Clement 3 yd. run (C.Sturgis kick) (6-53, 3:07)	21	21
Eagles	2	5:45	M.Kendricks 31 yd. interception return (C.Sturgis kick)	21	28
Dolphins	2	0:02	A.Franks 56 yd. Field Goal (7-43, 1:00)	24	28
Eagles	3	7:28	C.Sturgis 30 yd. Field Goal (13-65, 7:32)	24	31
Dolphins	3	3:45	J.Grant 69 yd. pass from B.Doughty (A.Franks kick) (1-69, 0:12)	31	31
Eagles	4	11:08	M.Johnson 1 yd. pass from M.McGloin (C.Sturgis kick) (4-5, 2:10)	31	38

ATT. - 69,596

	DOLPHINS	EAGLES
FIRST DOWNS	15	25
Rushing	5	9
Passing	8	14
Penalty	2	2
3rd-Down Efficiency	2 for 11	10 for 17
4th-Down Efficiency	0 for 0	0 for 0
TOTAL NET YARDS	302	426
Total Net Plays	52	77
Average Gain	5.8	5.5
NET YARDS RUSHING	87	152
Rushes	21	40
Yards per Rush	4.1	3.8
NET YARDS PASSING	215	274
Completed - Attempted	13-29	28-36
Yards per Pass Play	6.9	7.4
Sacked - Yards Lost	2-13	1-10
Had Intercepted	3	2
PUNTS - AVERAGE	6-294-49.0	6-233-38.8
RETURN YARDAGE	102	196
Punts - Return Yards	2-6	4-3
Kickoffs - Return Yards	3-76	4-70
Interceptions - Return Yards	2-20	3-123
PENALTIES - YARDS	4-33	16-147
FUMBLES - LOST	1-1	3-1
RED-ZONE EFFICIENCY	3 for 4	3 for 4
GOAL-TO-GO EFFICIENCY	3 for 4	2 for 2
TIME OF POSSESSION	20:45	39:15

INDIVIDUAL STATISTICS

RUSHING (Att-Yds-TD): Miami: J. Ajayi 9-53-2, K. Drake 4-21, S. Johnson 3-13, M. Moore 1-1, D. Williams 4-(-1). Philadelphia: C. Clement 9-42-1, D. Pumphrey 12-37, B. Marshall 9-28, W. Smallwood 4-28, L. Blount 4-19, D. Evans 2-(-2).

PASSING (A-C-Y-TD-Int): Miami: M. Moore 11-5-43-0-2, J. Cutler 8-5-105-1-0, B. Doughty 7-2-74-1-1, D. Fales 3-1-6-0-0. Philadelphia: M. McGloin 26-22-155-1-1, C. Wentz 10-6-129-2-1.

RECEIVING (Rec-Yds-TD): Miami: D. Parker 2-78, J. Landry 2-49, K. Stills 2-18, K. Drake 2-2, J. Thomas 2-1-1, J. Grant 1-69-1, D. Smith 1-6, L. Carroo 1-5. Philadelphia: M. Hollins 5-44, D. Pumphrey 5-37, T. Burton 4-43, Z. Ertz 3-44, A. Jeffery 2-35-1, C. Clement 2-11, M. Johnson 2-3-1, T. Smith 1-50-1, B. Treggs 1-9, G. Ward 1-5, S. Gibson 1-4, A. Denham 1-(-1).

SACKS (Sk-Yds): Miami: A. Branch 1-10. Philadelphia: V. Curry 1-6, E. Qualls 0.5-3.5, A. McCalister 0.5-3.5.

INTERCEPTIONS (Int-Yds): Miami: J. Phillips 1-18, L. Timmons 1-2. Philadelphia: J. Watkins 1-50, D. Cherry 1-42, L. Kendricks 1-31-1.

FORCED FUMBLES: Miami: A. Franks 1. Philadelphia: V. Curry 1.

FUMBLE RECOVERIES (No-Yds): Miami: T. Reilly 1-0. Philadelphia: F. Cox 1-0.

PRESEASON GAME 4

MIAMI 30, MINNESOTA 9
AUG. 31, 2017

U.S. BANK STADIUM
MINNEAPOLIS, MINN.

The preseason finale provides an opportunity for young players to showcase their ability, and wide receiver Jakeem Grant and quarterback David Fales did just that. Grant had four catches for 141 yards and a touchdown, and Fales threw for three scores when the Dolphins beat the Minnesota Vikings 30-9 at U.S. Bank Stadium to end the preseason with a 2-2 record. One week after catching a 69-yard touchdown pass against the Philadelphia Eagles, Grant was on the receiving end of a 65-yard touchdown pass from Fales in the second quarter. Fales added touchdown passes of 6 yards to tight end MarQueis Gray in the final minute of the second quarter and 19 yards to Mitch Mathews in the fourth quarter. The Dolphins also got a touchdown run from Kenyan Drake to open the scoring and a safety by rookie Praise Martin-Oguibe when he sacked quarterback Taylor Heinicke in the end zone on the next offensive play after Gray's touchdown. The Vikings got an 8-yard touchdown on a pass from Heinicke to Cayleb Jones, the son of former Dolphins linebacker Robert Jones, and a 24-yard field goal by Kai Forbath after the Miami defense kept them out of the end zone despite a first-and-goal from the 1-yard line. The Dolphins defense had another stand in the fourth quarter, stopping Minnesota on a fourth-and-1 from the Miami 4-yard line when linebacker Trevor Reilly sacked backup quarterback Mitch Leidner after he rolled out of the pocket. Along with Reilly and Martin-Oguibe, the Dolphins also got sacks from Lawrence Okoye, Jordan Lucas and Julius Warmley. Fales split quarterbacking duties with Brandon Doughty, whose 28-yard completion to Grant on a third-and-10 was the biggest play on the opening drive, which ended with Drake's touchdown run. Later on that drive, Grant was the intended receiver on a fourth-and-2 from the Minnesota 20-yard line that was converted because of a defensive pass interference penalty. In the second quarter, Grant was the intended receiver in the end zone on a third-down pass that fell incomplete, but cornerback Mackensie Alexander was called for taunting Grant after the play. On the next play, Fales connected with Gray to increase the Dolphins lead to 21-6.

MIAMI	7	16	0	7	-	30
MINNESOTA	0	6	0	3	-	9

TEAM	QTR	TIME	PLAY (EXTRA POINT) (DRIVE INFO)	MIA	MIN
Dolphins	1	11:07	K.Drake 1 yd. run (A.Franks kick) (10-78, 3:53)	7	0
Dolphins	2	12:17	J.Grant 65 yd. pass from D.Fales (A.Franks kick) (4-77, 1:30)	14	0
Vikings	2	7:38	C.Jones 8 yd. pass from T.Heinicke (kick failed, wl) (9-75, 4:39)	14	6
Dolphins	2	0:24	M.Gray 6 yd. pass from D.Fales (A.Franks kick) (10-80, 1:29)	21	6
Dolphins	2	0:12	T.Heinicke sacked in end zone by P.Martin-Oguibe for a Safety	23	6
Vikings	4	14:53	K.Forbath 24 yd. Field Goal (15-58, 8:37)	23	9
Dolphins	4	11:51	M.Mathews 19 yd. pass from D.Fales (A.Franks kick) (8-70, 3:02)	30	9

ATT. – 66,409

	DOLPHINS	VIKINGS
FIRST DOWNS	19	19
Rushing	4	6
Passing	12	10
Penalty	3	3
3rd-Down Efficiency	6 for 14	8 for 18
4th-Down Efficiency	0 for 0	1 for 3
TOTAL NET YARDS	350	288
Total Net Plays	61	76
Average Gain	5.7	3.8
NET YARDS RUSHING	64	91

Rushes	23	32
Yards per Rush	2.8	2.8
NET YARDS PASSING	288	197
Completed - Attempted	20-37	23-39
Yards per Pass Play	7.5	4.5
Sacked - Yards Lost	1-13	5-25
Had Intercepted	0	0
PUNTS - AVERAGE	5-244-48.8	6-267-44.5
RETURN YARDAGE	87	58
Punts - Return Yards	1-9	4-9
Kickoffs - Return Yards	4-78	2-49
Interceptions - Return Yards	0-0	0-0
PENALTIES - YARDS	7-51	8-65
FUMBLES - LOST	1-0	0-0
RED-ZONE EFFICIENCY	3 for 4	1 for 4
GOAL-TO-GO EFFICIENCY	2 for 2	0 for 1
TIME OF POSSESSION	22:54	37:06

INDIVIDUAL STATISTICS

RUSHING (Att-Yds-TD): Miami: K. Drake 8-27-1, S. Johnson 8-21, D. Smith 4-19, D. Fales 1-(-1), B. Doughty 2-(-2).

Minnesota: B. Hill 13-35, T. Newby 14-34, T. Heinicke 2-18, M. Leidner 3-4.

PASSING (A-C-Y-TD-I): Miami: D. Fales 20-12-193-3-0, B. Doughty 17-8-106-0-0.

Minnesota: T. Heinicke 20-9-93-1-0, M. Leidner 19-14-129-0-0.

RECEIVING (Rec-Yds-TD): Miami: J. Grant 4-141-1, M. Gray 4-19-1, D. Morgan 3-47, M. Mathews 2-30-1, S. Johnson 2-26, C. Pantale 2-18, L. Carroo 1-12, M. Lewis 1-4, D. Smith 1-2.

Minnesota: C. Jones 9-127-1, K. Carter 3-23, B. Hill 2-21, N. Truesdell 2-14, T. Newby 2-3, I. Fruechte 1-9, L. Treadwell 1-9, M. Boehringer 1-6, B. Hodges 1-5, S. Coley 1-5.

SACKS (Sk-Yds): Miami: P. Martin-Oguike 1-10, L. Okoye 1-9, T. Reilly 1-5, J. Warnsley 1-1, J. Lucas 1-0. Minnesota: D. Bradley 1-13.

INTERCEPTIONS (Int-Yds): Miami: None.

Minnesota: None.

FORCED FUMBLES: Miami: None.

Minnesota: None.

FUMBLE RECOVERIES (No-Yds): Miami: None.

Minnesota: None.

ALL-TIME PRESEASON RESULTS

1966 (0-4)

DATE	SITE	ATT.	SCORE
8/6	at San Diego	25,712	San Diego 38, Miami 10
8/12	at Miami	36,366	Kansas City 33, Miami 0
8/20	at Jacksonville	11,000	N.Y. Jets 31, Miami 14
8/24	at Memphis	18,442	Denver 28, Miami 16

1967 (2-3)

DATE	SITE	ATT.	SCORE
7/29	at Akron	7,000	Miami 19, Denver 2
8/5	at Memphis	21,200	Miami 10, Buffalo 7
8/12	at Miami	35,871	San Diego 20, Miami 19
8/19	at Miami	50,822	Atlanta 27, Miami 17
9/2	at Charleston	11,214	New Orleans 20, Miami 17

1968 (2-2-1)

DATE	SITE	ATT.	SCORE
8/11	at Rochester	12,000	Miami 28, Buffalo 28
8/17	at Miami	41,909	Miami 23, Philadelphia 7
8/23	at Jacksonville	15,003	Boston 19, Miami 17
8/31	at Miami	63,202	Baltimore 22, Miami 13
9/7	at Miami	31,014	Miami 19, Atlanta 13

1969 (1-5)

DATE	SITE	ATT.	SCORE
8/2	at Tampa	32,932	Minnesota 45, Miami 10
8/9	at Miami	49,592	Chicago 16, Miami 10
8/16	at Miami	31,663	Philadelphia 14, Miami 10
8/23	at Cincinnati	24,127	Cincinnati 28, Miami 21
8/30	at Miami	52,680	Baltimore 23, Miami 10
9/6	at Birmingham	10,700	Miami 13, Boston 0

1970 (4-2)

DATE	SITE	ATT.	SCORE
8/8	at Jacksonville	11,800	Miami 16, Pittsburgh 10
8/15	at Miami	56,739	Miami 20, Cincinnati 10
8/22	at Miami	52,812	Miami 17, San Francisco 7
8/29	at Tampa	73,533	Miami 20, Baltimore 13
9/5	at Tampa	32,601	Washington 26, Miami 21
9/12	at Miami	43,714	Atlanta 20, Miami 17

1971 (2-3-1)

DATE	SITE	ATT.	SCORE
8/7	at Miami	64,005	Cincinnati 27, Miami 10
8/13	at Miami	57,008	Miami 17, San Francisco 17
8/21	at Milwaukee	46,464	Green Bay 10, Miami 7
8/28	at Miami	59,567	Miami 28, Detroit 24
9/4	at Miami	57,173	Miami 27, Washington 10
9/11	at Minnesota	45,880	Minnesota 24, Miami 0

1972 (3-3)

DATE	SITE	ATT.	SCORE
8/5	at Detroit	53,194	Detroit 31, Miami 23
8/12	at Miami	73,525	Green Bay 14, Miami 13
8/19	at Cincinnati	55,808	Miami 35, Cincinnati 17
8/25	at Miami	73,470	Miami 24, Atlanta 10
8/31	at Washington	52,098	Washington 27, Miami 24
9/10	at Miami	75,826	Miami 21, Minnesota 19

1973 (4-2-1)

DATE	SITE	ATT.	SCORE
7/27	at Chicago	54,103	Miami 14, College All-Stars 3
8/4	at Miami	78,091	Miami 14, Cincinnati 13
8/11	at Miami	78,112	Miami 14, New Orleans 13
8/18	at Miami	78,590	Miami 9, Chicago 9
8/24	at Miami	78,618	Miami 17, Los Angeles 14
8/31	at Minnesota	45,894	Minnesota 20, Miami 17
9/6	at Dallas	58,656	Dallas 26, Miami 23

1974 (4-2)

DATE	SITE	ATT.	SCORE
8/3	at Cincinnati	37,925	Cincinnati 19, Miami 13
8/10	at Miami	55,073	Miami 45, New Orleans 20
8/19	at Miami	67,963	Miami 21, Minnesota 9
8/24	at Los Angeles	64,663	Los Angeles 31, Miami 13
8/30	at Miami	54,666	Miami 21, Green Bay 10
9/7	at Chicago	55,093	Miami 30, Chicago 7

1975 (5-1)

DATE	SITE	ATT.	SCORE
8/9	at Miami	55,567	Miami 7, Cincinnati 3
8/16	at Miami	52,923	Miami 20, Detroit 14
8/23	at New Orleans	59,646	Miami 20, New Orleans 10
9/1	at Minnesota	47,544	Minnesota 20, Miami 7
9/6	at Miami	51,861	Miami 21, Chicago 10
9/13	at Miami	52,835	Miami 31, N.Y. Giants 13

1976 (6-0)

DATE	SITE	ATT.	SCORE
7/31	at Miami	50,469	Miami 16, Minnesota 3
8/8	at Detroit	53,036	Miami 30, Detroit 21
8/14	at Miami	51,869	Miami 24, Philadelphia 16
8/21	at Tampa Bay	67,466	Miami 28, Tampa Bay 21
8/28	at Houston	43,146	Miami 10, Houston 6
9/4	at New Orleans	63,950	Miami 20, New Orleans 7

1977 (4-2)

DATE	SITE	ATT.	SCORE
8/6	at Tampa Bay	62,056	Miami 13, Tampa Bay 7
8/13	at Miami	43,282	Miami 27, Washington 15
8/20	at Dallas	57,482	Miami 20, Dallas 14
8/26	at Minnesota	47,678	Minnesota 33, Miami 7
9/3	at Miami	38,235	New Orleans 17, Miami 10
9/11	at East Rutherford	51,561	Miami 27, N.Y. Giants 21

1978 (4-1)

DATE	SITE	ATT.	SCORE
7/29	at Canton	18,355	Philadelphia 17, Miami 3
8/5	at Miami	45,068	Miami 28, St. Louis 7
8/12	at New Orleans	53,602	Miami 31, New Orleans 17
8/18	at Miami	52,851	Miami 30, Minnesota 22
8/25	at Tampa Bay	70,321	Miami 24, Tampa Bay 20

1979 (4-0)

DATE	SITE	ATT.	SCORE
8/3	at Miami	46,130	Miami 14, New Orleans 7
8/11	at Tampa Bay	70,631	Miami 13, Tampa Bay 7
8/18	at Minnesota	47,696	Miami 21, Minnesota 10
8/24	at Miami	47,951	Miami 14, Philadelphia 13

1980 (3-1)

DATE	SITE	ATT.	SCORE
8/10	at Miami	41,345	Miami 17, Detroit 7
8/18	at Seattle	63,757	Miami 24, Seattle 7
8/23	at Miami	41,986	Minnesota 17, Miami 10
8/29	at New Orleans	51,473	Miami 20, New Orleans 0

1981 (4-0)

DATE	SITE	ATT.	SCORE
8/8	at Minnesota	47,596	Miami 20, Minnesota 6
8/15	at Miami	41,502	Miami 24, Denver 14
8/22	at Detroit	54,676	Miami 31, Detroit 27
8/28	at Miami	41,290	Miami 31, Kansas City 7

1982 (2-1-1)

DATE	SITE	ATT.	SCORE
8/14	at Miami	45,681	Miami 24, Washington 7
8/21	at Denver	74,465	Denver 17, Miami 14
8/28	at Kansas City	42,403	Miami 17, Kansas City 17 (OT)
9/3	at Miami	46,257	Miami 16, N.Y. Giants 13

1983 (2-2)

DATE	SITE	ATT.	SCORE
8/6	at Dallas	46,826	Dallas 20, Miami 17
8/13	at Miami	38,735	New Orleans 19, Miami 17
8/19	at Washington	54,750	Miami 38, Washington 7
8/26	at East Rutherford	58,732	Miami 24, N.Y. Giants 3

1984 (3-1)

DATE	SITE	ATT.	SCORE
8/4	at Miami	37,559	Miami 24, Indianapolis 3
8/11	at Minnesota	54,003	Miami 27, Minnesota 7
8/19	at Los Angeles	40,099	Miami 29, L.A. Raiders 23
8/24	at Tampa Bay	53,023	Tampa Bay 14, Miami 13

1985 (2-2)

DATE	SITE	ATT.	SCORE
8/10	at Miami	41,129	Minnesota 16, Miami 13 (OT)
8/17	at Miami	37,557	Miami 27, Buffalo 17
8/24	at Los Angeles	45,733	Miami 23, L.A. Raiders 17
8/30	at Atlanta	32,768	Atlanta 19, Miami 17

1986 (2-2)

DATE	SITE	ATT.	SCORE
8/9	at Minnesota	52,865	Minnesota 30, Miami 16
8/15	at Miami	50,815	Cleveland 17, Miami 10
8/23	at Philadelphia	51,635	Miami 20, Philadelphia 15
8/29	at Miami	45,766	Miami 21, Tampa Bay 3

1987 (2-2)

DATE	SITE	ATT.	SCORE
8/16	at Miami	63,451	Chicago 10, Miami 3
8/24	at Denver	74,288	Denver 31, Miami 28
8/29	at Philadelphia	38,728	Miami 35, Philadelphia 3
9/4	at Miami	66,236	Miami 34, Buffalo 20

1988 (2-3)

DATE	SITE	ATT.	SCORE
7/31	at London	70,535	Miami 27, San Francisco 21
8/6	at Chicago	60,386	Chicago 20, Miami 17
8/13	at Miami	51,270	Washington 27, Miami 10
8/19	at Miami	49,795	Miami 16, Denver 13 (OT)
8/26	at Minnesota	51,463	Minnesota 24, Miami 17

1989 (0-4)

DATE	SITE	ATT.	SCORE
8/14	at Miami	51,085	Chicago 28, Miami 20
8/19	at Jacksonville	56,712	Houston 26, Miami 10
8/25	at Washington	51,438	Washington 35, Miami 21
9/2	at Miami	41,748	Philadelphia 20, Miami 10

1990 (1-3)

DATE	SITE	ATT.	SCORE
8/11	at Chicago	56,449	Chicago 10, Miami 6
8/18	at Philadelphia	52,404	Philadelphia 23, Miami 14
8/25	at Miami	44,897	Miami 17, Denver 16
8/31	at Miami	44,689	Minnesota 20, Miami 17

1991 (3-2)

DATE	SITE	ATT.	SCORE
7/26	at Miami	49,939	Chicago 6, Miami 0
8/3	at Tokyo	51,122	Miami 19, L.A. Raiders 17
8/10	at Tampa Bay	51,387	Miami 29, Tampa Bay 13
8/19	at Denver	72,555	Denver 21, Miami 13
8/24	at Miami	44,099	Miami 28, New Orleans 24

1992 (3-2)

DATE	SITE	ATT.	SCORE
8/1	at Orlando	63,100	Miami 22, Washington 21
8/7	at Miami	50,803	Dallas 27, Miami 24
8/16	at Berlin	60,813	Miami 31, Denver 27
8/22	at Miami	42,136	Miami 22, Tampa Bay 7
8/27	at Baltimore	60,021	New Orleans 17, Miami 3

1993 (3-1)

DATE	SITE	ATT.	SCORE
8/6	at Atlanta	51,798	Miami 28, Atlanta 27
8/14	at Miami	49,896	Miami 19, Washington 10
8/20	at Denver	59,393	Denver 34, Miami 24
8/28	at Miami	43,233	Miami 23, N.Y. Giants 17

1994 (3-2)

DATE	SITE	ATT.	SCORE
7/30	at East Rutherford	61,720	Miami 20, N.Y. Giants 19
8/6	at Miami	47,244	Miami 24, Pittsburgh 14
8/13	at Milwaukee	52,759	Miami 31, Green Bay 24
8/20	at Miami	51,242	Tampa Bay 29, Miami 14
8/26	at Minnesota	46,933	Minnesota 31, Miami 16

1995 (1-3)

DATE	SITE	ATT.	SCORE
8/4	at Miami	51,745	Jacksonville 24, Miami 21
8/11	at Atlanta	42,579	Atlanta 37, Miami 0
8/19	at Miami	48,556	Miami 27, Washington 13
8/25	at Orlando	58,595	Tampa Bay 24, Miami 17

1996 (3-1)

DATE	SITE	ATT.	SCORE
8/3	at Miami	51,141	Miami 13, Tampa Bay 10
8/11	at Chicago	50,761	Chicago 24, Miami 21
8/19	at Miami	55,598	Miami 24, Minnesota 17
8/23	at Tampa Bay	40,137	Miami 19, Tampa Bay 7

1997 (3-2)

DATE	SITE	ATT.	SCORE
7/26	at Green Bay	59,089	Green Bay 20, Miami 0
8/4	at Mexico City	104,629	Miami 38, Denver 19
8/10	at Miami	57,782	Miami 21, Chicago 14
8/16	at Tampa Bay	35,024	Tampa Bay 24, Miami 10
8/21	at Miami	57,400	Miami 28, Washington 7

1998 (4-0)

DATE	SITE	ATT.	SCORE
8/8	at Washington	64,243	Miami 19, Washington 16
8/13	at Miami	59,184	Miami 14, Tampa Bay 13
8/23	at San Francisco	53,214	Miami 21, San Francisco 20
8/28	at Miami	61,915	Miami 21, Green Bay 7

1999 (2-2)

DATE	SITE	ATT.	SCORE
8/13	at Miami	59,972	New Orleans 26, Miami 14
8/21	at San Diego	64,537	Miami 13, San Diego 10
8/28	at Miami	61,066	Miami 31, Detroit 10
9/2	at Green Bay	59,810	Green Bay 25, Miami 17

2000 (3-1)

DATE	SITE	ATT.	SCORE
8/5	at Pittsburgh	45,871	Pittsburgh 13, Miami 10
8/10	at Miami	58,703	Miami 15, Tampa Bay 13
8/21	at Miami	60,287	Miami 17, Green Bay 14
8/25	at New Orleans	46,955	Miami 22, New Orleans 17

2001 (1-4)

DATE	SITE	ATT.	SCORE
8/6	at Canton, Ohio	22,736	St. Louis 17, Miami 10
8/13	at Tampa Bay	65,308	Miami 17, Tampa Bay 14
8/18	at Miami	58,854	San Diego 23, Miami 20 (OT)
8/25	at Green Bay	59,547	Green Bay 17, Miami 12
8/31	at Miami	60,136	Minnesota 20, Miami 7

2002 (2-2)

DATE	SITE	ATT.	SCORE
8/12	at Tampa Bay	65,008	Tampa Bay 14, Miami 10
8/15	at Miami	56,930	New Orleans 24, Miami 7
8/24	at Houston	69,432	Miami 24, Houston 3
8/29	at Miami	57,113	Miami 24, Chicago 22

2003 (2-2)

DATE	SITE	ATT.	SCORE
8/8	at Miami	62,261	Tampa Bay 20, Miami 19
8/15	at Jacksonville	49,751	Jacksonville 27, Miami 23
8/22	at Miami	59,093	Miami 30, Atlanta 21
8/28	at New Orleans	68,477	Miami 24, New Orleans 10

2004 (2-2)

DATE	SITE	ATT.	SCORE
8/14	at Miami	67,978	Miami 16, Jacksonville 5
8/21	at Miami	72,112	Washington 17, Miami 0
8/28	at Tampa Bay	64,992	at Tampa Bay 17, Miami 10
9/3	at New Orleans	64,900	at Miami 20, New Orleans 19

2005 (1-4)

DATE	SITE	ATT.	SCORE
8/8	at Canton, Ohio	22,292	Chicago 27, Miami 24
8/13	at Jacksonville	64,072	Jacksonville 27, Miami 17
8/20	at Pittsburgh	55,036	Pittsburgh 17, Miami 3
8/27	at Miami	67,892	Miami 17, Tampa Bay 14
9/1	at Miami	71,616	Atlanta 20, Miami 17

2006 (2-2)

DATE	SITE	ATT.	SCORE
8/12	at Miami	67,979	Jacksonville 31, Miami 26
8/19	at Tampa Bay	65,140	Miami 13, Tampa Bay 10
8/24	at Carolina	71,477	Carolina 19, Miami 10
8/31	at Miami	72,003	Miami 29, St. Louis 9

2007 (2-2)

DATE	SITE	ATT.	SCORE
8/11	at Miami	71,399	Miami 18, Jacksonville 17
8/16	at Kansas City	70,217	Miami 11, Kansas City 10
8/25	at Miami	65,660	Tampa Bay 31, Miami 28
8/30	at New Orleans	68,926	New Orleans 7, Miami 0

2008 (3-1)			
DATE	SITE	ATT.	SCORE
8/9	at Miami	64,087	Tampa Bay 17, Miami 6
8/16	at Jacksonville	63,927	Miami 19, Jacksonville 14
8/23	at Miami	60,189	Miami 24, Kansas City 0
8/28	at New Orleans	70,008	Miami 14, New Orleans 10
2009 (4-0)			
DATE	SITE	ATT.	SCORE
8/17	at Miami	60,637	Miami 12, Jacksonville 9
8/22	at Miami	56,638	Miami 27, Carolina 17
8/27	at Tampa Bay	63,386	Miami 10, Tampa Bay 6
9/3	at New Orleans	68,681	Miami 10, New Orleans 7
2010 (2-2)			
DATE	SITE	ATT.	SCORE
8/14	at Miami	59,108	Miami 10, Tampa Bay 7
8/21	at Jacksonville	62,044	Miami 27, Jacksonville 26
8/27	at Miami	59,144	Atlanta 16, Miami 6
9/1	at Dallas	71,805	Dallas 27, Miami 25
2011 (3-1)			
DATE	SITE	ATT.	SCORE
8/12	at Atlanta	67,038	Miami 28, Atlanta 23
8/19	at Miami	54,157	Miami 20, Carolina 10
8/27	at Tampa Bay	44,732	Tampa Bay 17, Miami 13
9/1	at Miami	40,727	Miami 17, Dallas 3
2012 (0-4)			
DATE	SITE	ATT.	SCORE
8/10	at Miami	46,330	Tampa Bay 20, Miami 7
8/17	at Carolina	68,595	Carolina 23, Miami 17
8/24	at Miami	41,550	Atlanta 23, Miami 6
8/29	at Dallas	73,481	Dallas 30, Miami 13
2013 (2-3)			
DATE	SITE	ATT.	SCORE
8/4	at Canton, Ohio	22,364	Dallas 24, Miami 20
8/9	at Jacksonville	59,135	Miami 27, Jacksonville 3
8/17	at Houston	71,401	Houston 24, Miami 17
8/24	at Miami	52,789	Tampa Bay 17, Miami 16
8/29	at Miami	43,019	Miami 24, New Orleans 21
2014 (3-1)			
DATE	SITE	ATT.	SCORE
8/8	at Atlanta	68,540	Atlanta 16, Miami 10
8/16	at Tampa Bay	50,555	Miami 20, Tampa Bay 14
8/23	at Miami	55,623	Miami 25, Dallas 20
8/28	at Miami	43,340	Miami 14, St. Louis 13
2015 (1-3)			
DATE	SITE	ATT.	SCORE
8/13	at Chicago	60,802	Chicago 27, Miami 10
8/22	at Carolina	70,323	Carolina 31, Miami 30
8/29	at Miami	60,661	Miami 13, Atlanta 9
9/3	at Miami	49,675	Tampa Bay 22, Miami 17
2016 (2-2)			
DATE	SITE	ATT.	SCORE
8/12	at East Rutherford	73,575	Miami 27, N.Y. Giants 10
8/19	at Dallas	82,862	Dallas 41, Miami 14
8/25	at Orlando	45,974	Miami 17, Atlanta 6
9/1	at Miami	48,192	Tennessee 21, Miami 10
2017 (2-2)			
DATE	SITE	ATT.	SCORE
8/10	at Miami	64,271	Miami 23, Atlanta 20
8/17	at Miami	64,464	Baltimore 31, Miami 7
8/24	at Philadelphia	69,596	Philadelphia 38, Miami 31
8/31	at Minnesota	66,409	Miami 30, Minnesota 9

YEAR-BY-YEAR SCORES

● local TV blackout lifted (1973-2014) (MN) = Monday (TH) = Thursday (SN) = Sunday night
(FR) = Friday (SA) = Saturday

1966: Won 3, Lost 11 **Head Coach: George Wilson**
Fourth (tied) - Eastern Division

				DISTRIB	ACTUAL
9/2	OAKLAND (FR).....	L	14-23	26,776	25,188
9/9	NEW YORK JETS (FR)	L	14-19	34,402	33,650
9/18	at Buffalo.....	L	24-58	37,546	37,176
10/2	at San Diego	L	10-44	26,451	26,444
10/9	at Oakland.....	L	10-21	30,787	28,863
10/16	DENVER	W	24-7	23,393	22,191
10/23	at Houston.....	W	20-13	23,173	21,999
11/6	BUFFALO	L	0-29	37,177	36,685
11/13	at Kansas City	L	16-34	34,063	33,733
11/20	at New York Jets	L	13-30	58,664	57,092
11/27	BOSTON	L	14-20	22,754	22,480
12/4	at Denver	L	7-17	32,592	32,116
12/11	KANSAS CITY.....	L	18-19	19,387	17,881
12/18	HOUSTON	W	29-28	20,045	19,274
				427,210	414,772

1967: Won 4, Lost 10 **Head Coach: George Wilson**
Fourth - Eastern Division

				DISTRIB	ACTUAL
9/17	DENVER	W	35-21	29,381	29,072
9/24	KANSAS CITY.....	L	0-24	36,272	33,280
10/1	at New York Jets.....	L	7-29	61,240	59,433
10/8	at Kansas City.....	L	0-41	45,291	42,920
10/15	at Boston	L	10-41	23,955	17,859
10/22	NEW YORK JETS	L	14-33	30,049	28,392
11/5	at Buffalo	L	13-35	31,622	30,950
11/12	at San Diego	L	0-24	34,761	32,395
11/19	at Oakland	L	17-31	37,295	33,753
11/26	BUFFALO	W	17-14	27,050	24,357
12/3	at Houston.....	L	14-17	21,865	20,979
12/10	SAN DIEGO	W	41-24	23,032	23,007
12/17	BOSTON	W	41-32	25,969	22,079
12/23	HOUSTON (SA).....	L	10-41	31,121	29,628
				458,903	428,104

1968: Won 5, Lost 8, Tied 1 **Head Coach: George Wilson**
Third - Eastern Division

				DISTRIB	ACTUAL
9/14	HOUSTON (SA).....	L	10-24	40,067	38,097
9/21	OAKLAND (SA)	L	21-47	30,021	28,751
9/28	KANSAS CITY (SA)	L	3-48	28,501	27,732
10/6	at Houston.....	W	24-7	36,109	35,424
10/12	BUFFALO (SA)	T	14-14	28,653	28,559
10/20	at Cincinnati	W	24-22	25,936	25,076
10/27	at Denver	L	14-21	44,115	43,411
11/3	at San Diego	L	28-34	37,281	31,686
11/10	at Buffalo.....	W	21-17	28,759	28,399
11/17	CINCINNATI	L	21-38	31,747	30,304
11/24	at Boston	W	34-10	18,305	13,646
12/1	at New York Jets.....	L	17-35	61,766	60,207
12/8	BOSTON	W	38-7	24,902	24,242
12/15	NEW YORK JETS	L	7-31	32,843	31,302
				469,005	446,836

1969: Won 3, Lost 10, Tied 1 **Head Coach: George Wilson**
Fifth - Eastern Division

				DISTRIB	ACTUAL
9/14	at Cincinnati	L	21-27	25,335	24,487
9/20	at Oakland (SA)	L	17-20	50,277	48,477
9/28	at Houston	L	10-22	41,086	40,387

10/4	OAKLAND (SA)	T	20-20	35,614	32,668
10/11	SAN DIEGO (SA)	L	14-21	34,585	33,073
10/19	at Kansas City	L	10-17	49,809	47,038
10/26	BUFFALO	W	24-6	39,837	39,194
11/2	at New York Jets.....	L	31-34	61,761	60,793
11/9	at Boston.....	W	17-16	19,821	10,665
11/16	at Buffalo.....	L	3-28	32,868	32,344
11/23	HOUSTON	L	7-32	27,218	27,114
11/30	BOSTON (at Tampa)	L	23-38	32,121	27,179
12/7	DENVER	W	27-24	25,332	24,972
12/14	NEW YORK JETS	L	9-27	48,108	42,148
				523,772	490,539

1970: Won 10, Lost 4 **Head Coach: Don Shula**
Second - Eastern Division

				DISTRIB	ACTUAL
9/20	at Boston.....	L	14-27	32,607	27,265
9/27	at Houston	W	20-10	39,840	38,779
10/3	OAKLAND (SA)	W	20-13	57,140	54,412
10/10	at New York Jets (SA)	W	20-6	62,712	61,801
10/18	at Buffalo	W	33-14	41,312	40,820
10/25	CLEVELAND	L	0-28	75,313	70,872
11/1	at Baltimore	L	0-35	60,240	59,305
11/8	at Philadelphia	L	17-24	58,171	53,149
11/15	NEW ORLEANS	W	21-10	42,866	41,557
11/22	BALTIMORE	W	34-17	67,699	63,362
11/30	at Atlanta (MN).....	W	20-7	54,036	53,303
12/6	BOSTON	W	37-20	51,034	46,370
12/13	NEW YORK JETS	W	16-10	75,099	71,892
12/20	BUFFALO	W	45-7	70,990	64,957
				789,059	747,844

AMERICAN CONFERENCE PLAYOFF

12/27	at Oakland	L	14-21	54,401	52,594
-------	------------------	---	-------	--------	--------

1971: Won 10, Lost 3, Tied 1 **Head Coach: Don Shula**
First - Eastern Division

				DISTRIB	ACTUAL
9/19	at Denver	T	10-10	51,228	50,499
9/26	at Buffalo.....	W	29-14	45,139	44,626
10/3	NEW YORK JETS	L	10-14	70,670	67,161
10/10	at Cincinnati	W	23-13	60,099	59,090
10/17	NEW ENGLAND	W	41-3	58,822	56,222
10/24	at New York Jets.....	W	30-14	62,130	61,170
10/31	at Los Angeles	W	20-14	72,903	68,386
11/7	BUFFALO	W	34-0	61,016	57,748
11/14	PITTSBURGH	W	24-21	66,435	63,178
11/21	BALTIMORE	W	17-14	75,312	73,063
11/29	CHICAGO (MN)	W	34-3	75,312	73,071
12/5	at New England	L	13-34	61,457	60,110
12/11	at Baltimore (SA)	L	3-14	60,238	59,293
12/19	GREEN BAY	W	27-6	75,312	74,215
				896,073	867,832

AMERICAN CONFERENCE PLAYOFF

12/25	at Kansas City (SA).....	W	27-24 (2 OT)	50,374	45,882
-------	--------------------------	---	--------------	--------	--------

AMERICAN CONFERENCE CHAMPIONSHIP

1/2/72	BALTIMORE	W	21-0	78,939	78,629
--------	-----------------	---	------	--------	--------

SUPER BOWL VI AT NEW ORLEANS

1/16/72	Dallas	L	3-24	81,023	80,591
---------	--------------	---	------	--------	--------

1972: Won 14, Lost 0 **Head Coach: Don Shula**
First - Eastern Division

				DISTRIB	ACTUAL
9/17	at Kansas City.....	W	20-10	79,829	78,736
9/24	HOUSTON	W	34-13	77,821	75,069
10/1	at Minnesota	W	16-14	47,900	45,766
10/8	at New York Jets	W	27-17	63,841	61,720
10/15	SAN DIEGO	W	24-10	80,010	78,212
10/22	BUFFALO	W	24-23	80,010	78,175
10/29	at Baltimore	W	23-0	60,000	59,303

11/5	at Buffalo	W	30-16	46,206	45,659
11/12	NEW ENGLAND	W	52-0	80,010	78,148
11/19	NEW YORK JETS	W	28-24	80,010	78,166
11/27	ST. LOUIS (MN).....	W	31-10	80,010	78,190
12/3	at New England	W	37-21	60,999	60,144
12/10	at New York Giants	W	23-13	62,728	62,728
12/16	BALTIMORE (SA)	W	16-0	80,010	78,202
				979,384	958,218

AMERICAN CONFERENCE PLAYOFF

12/24	CLEVELAND.....	W	20-14	78,916	78,196
-------	----------------	---	-------	--------	--------

AMERICAN CONFERENCE CHAMPIONSHIP

12/31	at Pittsburgh.....	W	21-17	50,845	50,350
-------	--------------------	---	-------	--------	--------

SUPER BOWL VII AT LOS ANGELES

1/14/73	Washington	W	14-7	90,182	85,462
---------	------------------	---	------	--------	--------

1973: Won 12, Lost 2 **Head Coach: Don Shula**
First - Eastern Division

				DISTRIB	ACTUAL
9/16	● SAN FRANCISCO	W	21-13	78,768	68,275
9/23	at Oakland	L	7-12	74,121	74,044
9/30	● NEW ENGLAND	W	44-23	78,830	62,508
10/7	● NEW YORK JETS	W	31-3	78,821	63,850
10/15	● at Cleveland (MN).....	W	17-9	78,424	72,070
10/21	● BUFFALO	W	27-6	78,738	65,241
10/28	● at New England	W	30-14	60,268	57,617
11/4	● at New York Jets	W	24-14	61,462	57,591
11/11	● BALTIMORE	W	44-0	78,854	60,332
11/18	● at Buffalo.....	W	17-0	79,401	77,138
11/22	● at Dallas (TH).....	W	14-7	62,967	58,089
12/3	● PITTSBURGH (MN).....	W	30-26	78,922	68,901
12/9	at Baltimore	L	3-16	57,834	41,005
12/15	● DETROIT (SA).....	W	34-7	78,337	53,375
				1,025,747	880,036

AMERICAN CONFERENCE PLAYOFF

12/23	CINCINNATI	W	34-16	78,928	75,770
-------	------------------	---	-------	--------	--------

AMERICAN CONFERENCE CHAMPIONSHIP

12/30	● OAKLAND.....	W	27-10	79,325	75,105
-------	----------------	---	-------	--------	--------

SUPER BOWL VIII AT HOUSTON

1/13/74	Minnesota	W	24-7	71,882	68,142
---------	-----------------	---	------	--------	--------

1974: Won 11, Lost 3 **Head Coach: Don Shula**
First - Eastern Division

				DISTRIB	ACTUAL
9/15	at New England	L	24-34	55,006	54,193
9/22	● at Buffalo	W	24-16	79,463	78,990
9/29	at San Diego	W	28-21	45,098	44,706
10/7	● NEW YORK JETS (MN)	W	21-17	78,219	61,527
10/13	● at Washington.....	L	17-20	54,395	54,395
10/20	KANSAS CITY.....	W	9-3	75,358	67,779
10/27	BALTIMORE	W	17-7	72,849	65,868
11/3	ATLANTA	W	42-7	74,935	64,399
11/10	at New Orleans	W	21-0	74,289	73,458
11/17	● BUFFALO	W	35-28	78,771	69,313
11/24	● at New York Jets	L	14-17	60,481	57,162
12/2	CINCINNATI (MN)	W	24-3	78,675	71,962
12/8	at Baltimore	W	17-16	40,911	34,420
12/15	● NEW ENGLAND	W	34-27	78,611	56,920
				947,061	855,092

AMERICAN CONFERENCE PLAYOFF

12/21	at Oakland (SA).....	L	26-28	53,023	52,817
-------	----------------------	---	-------	--------	--------

1975: Won 10, Lost 4 **Head Coach: Don Shula**
Second - Eastern Division

				DISTRIB	ACTUAL
9/22	OAKLAND (MN).....	L	21-31	78,805	78,744
9/28	● at New England	W	22-14	61,279	60,602
10/5	● at Green Bay	W	31-7	56,267	55,270
10/12	PHILADELPHIA	W	24-16	62,925	60,127
10/19	● at New York Jets	W	43-0	60,471	47,191
10/26	● at Buffalo	W	35-30	79,429	79,080

11/2	at Chicago.....	W	46-13	56,577	51,298
11/9	NEW YORK JETS	W	27-7	75,631	72,896
11/16	● at Houston	L	19-20	50,494	48,892
11/23	BALTIMORE	L	17-33	67,029	61,986
12/1	NEW ENGLAND (MN)	W	20-7	68,480	61,963
12/7	BUFFALO	W	31-21	78,701	74,573
12/14	● at Baltimore.....	L	7-10 (OT)	59,808	59,398
12/20	DENVER (SA).....	W	14-13	56,187	43,064
				912,083	855,084

1976: Won 6, Lost 8 **Head Coach: Don Shula**
Third - Eastern Division

				DISTRIB	ACTUAL
9/13	at Buffalo (MN).....	W	30-21	77,800	77,683
9/19	at New England	L	14-30	46,227	46,053
9/26	NEW YORK JETS	W	16-0	53,600	49,754
10/3	LOS ANGELES	L	28-31	65,314	60,753
10/10	● at Baltimore	L	14-28	59,295	58,832
10/17	KANSAS CITY.....	L	17-20 (OT)	50,471	43,325
10/24	at Tampa Bay	W	23-20	63,016	59,155
10/31	NEW ENGLAND	W	10-3	57,984	52,863
11/7	at New York Jets.....	W	27-7	58,882	53,344
11/14	● at Pittsburgh	L	3-14	49,813	48,945
11/22	BALTIMORE (MN)	L	16-17	68,372	62,104
11/28	at Cleveland	L	13-17	76,562	74,715
12/5	BUFFALO	W	45-27	51,423	43,475
12/11	MINNESOTA (SA)	L	7-29	52,945	46,543
				831,704	777,544

1977: Won 10, Lost 4 **Head Coach: Don Shula**
Second - Eastern Division

				DISTRIB	ACTUAL
9/18	at Buffalo	W	13-0	78,048	76,097
9/25	at San Francisco	W	19-15	45,560	40,503
10/2	HOUSTON	W	27-7	50,764	49,619
10/9	at Baltimore	L	28-45	57,829	57,005
10/16	NEW YORK JETS	W	21-17	45,048	43,446
10/23	SEATTLE	W	31-13	38,967	29,858
10/30	SAN DIEGO	L	13-14	47,525	40,670
11/6	at New York Jets	W	14-10	53,698	51,582
11/13	NEW ENGLAND	W	17-5	67,907	67,502
11/20	● at Cincinnati	L	17-23	58,710	46,733
11/24	● at St. Louis (TH).....	W	55-14	50,855	50,269
12/5	● BALTIMORE (MN)	W	17-6	74,216	68,977
12/11	● at New England	L	10-14	61,279	61,064
12/17	BUFFALO (SA).....	W	31-14	45,855	39,626
				776,261	722,951

1978: Won 11, Lost 5 **Head Coach: Don Shula**
Second - Eastern Division

				DISTRIB	ACTUAL
9/3	at New York Jets.....	L	20-33	53,941	49,598
9/10	at Baltimore.....	W	42-0	47,658	46,426
9/17	BUFFALO	W	31-24	51,362	48,373
9/24	● at Philadelphia	L	3-17	64,328	62,998
10/1	ST. LOUIS	W	24-10	47,650	43,882
10/9	CINCINNATI (MN)	W	21-0	57,481	54,729
10/15	at San Diego	W	28-21	51,426	50,637
10/22	● at New England	L	24-33	61,297	60,424
10/29	BALTIMORE	W	26-8	55,783	53,524
11/5	● DALLAS	W	23-16	74,058	70,414
11/12	at Buffalo	W	25-24	50,110	48,623
11/20	● at Houston (MN).....	L	30-35	51,189	50,290
11/26	NEW YORK JETS	L	13-24	53,900	49,255
12/3	● at Washington	W	16-0	54,239	52,860
12/10	OAKLAND	W	23-6	73,889	73,003
12/18	NEW ENGLAND (MN)	W	23-3	73,945	72,071
				922,256	887,107

AFC WILD-CARD PLAYOFF

12/24 HOUSTON L 9-17 72,445 70,036

1979: Won 10, Lost 6 Head Coach: Don Shula
First - Eastern Division

				DISTRIB	ACTUAL
9/2	at Buffalo	W	9-7	70,841	69,441
9/9	SEATTLE	W	19-10	60,045	56,233
9/16	● at Minnesota	W	27-12	47,748	44,187
9/23	CHICAGO	W	31-16	66,598	66,011
9/30	at New York Jets	L	27-33	59,595	51,496
10/8	● at Oakland (MN).....	L	3-13	53,419	52,419
10/14	BUFFALO	W	17-7	54,062	45,597
10/21	● at New England	L	13-28	61,297	61,096
10/28	GREEN BAY	W	27-7	54,343	47,741
11/5	HOUSTON (MN)	L	6-9	73,900	70,273
11/11	BALTIMORE	W	19-0	56,884	50,193
11/18	at Cleveland.....	L	24-30 (OT)	81,300	80,374
11/25	at Baltimore	W	28-24	44,989	36,016
11/29	● NEW ENGLAND (TH).....	W	39-24	73,628	69,174
12/9	at Detroit	W	28-10	79,073	78,087
12/15	NEW YORK JETS (SA).....	L	24-27	58,620	49,915
				996,342	930,253

AMERICAN CONFERENCE PLAYOFF

12/30 ● at Pittsburgh..... L 14-34 50,320 50,214

1980: Won 8, Lost 8 Head Coach: Don Shula
Third - Eastern Division

				DISTRIB	ACTUAL
9/7	at Buffalo.....	L	7-17	80,020	79,598
9/14	CINCINNATI	W	17-16	45,480	38,322
9/21	● at Atlanta	W	20-17	58,558	55,479
9/28	NEW ORLEANS	W	21-16	46,599	40,946
10/5	BALTIMORE	L	17-30	53,838	50,631
10/12	● at New England	L	0-34	60,392	60,377
10/19	BUFFALO	W	17-14	49,499	41,636
10/27	at New York Jets (MN).....	L	14-17	59,677	53,046
11/2	at Oakland	L	10-16	47,274	46,378
11/9	● at Los Angeles	W	35-14	67,751	62,198
11/16	SAN FRANCISCO	W	17-13	50,219	45,135
11/20	SAN DIEGO (TH).....	L	24-27 (OT)	66,009	63,013
11/30	● at Pittsburgh.....	L	10-23	54,082	51,384
12/8	NEW ENGLAND (MN)	W	16-13 (OT)	63,936	63,292
12/14	at Baltimore	W	24-14	36,136	30,564
12/20	NEW YORK JETS (SA).....	L	17-24	47,920	41,854
				887,390	823,853

1981: Won 11, Lost 4, Tied 1 Head Coach: Don Shula
First - Eastern Division

				DISTRIB	ACTUAL
9/6	at St. Louis	W	20-7	50,923	50,351
9/10	PITTSBURGH (TH)	W	30-10	75,059	74,190
9/20	● at Houston	W	16-10	51,344	47,379
9/27	at Baltimore.....	W	31-28	42,452	41,630
10/4	NEW YORK JETS	T	28-28 (OT)	69,631	68,723
10/12	● at Buffalo (MN).....	L	21-31	79,275	78,576
10/18	WASHINGTON	W	13-10	51,710	47,367
10/25	● at Dallas	L	27-28	65,066	64,221
11/1	BALTIMORE	W	27-10	50,473	46,061
11/8	● at New England	W	30-27 (OT)	61,297	60,436
11/15	OAKLAND	L	17-33	66,359	61,777
11/22	● at New York Jets.....	L	15-16	60,370	59,962
11/30	● PHILADELPHIA (MN).....	W	13-10	73,916	67,797
12/6	NEW ENGLAND	W	24-14	54,326	50,421
12/13	at Kansas City.....	W	17-7	57,477	57,407
12/19	BUFFALO (SA).....	W	16-6	73,629	72,956
				983,307	949,254

AMERICAN CONFERENCE PLAYOFF

1/2/82 ● SAN DIEGO (SA)..... L 38-41 (OT) 74,233 73,735

1982: Won 7, Lost 2 **Head Coach: Don Shula**
Second - American Football Conference

			DISTRIB	ACTUAL
9/12	at New York Jets	W	45-28	54,236
9/19	BALTIMORE	W	24-20	53,823
11/21	at Buffalo	W	9-7	54,475
11/29	at Tampa Bay (MN)	L	17-23	70,686
12/5	MINNESOTA	W	22-14	50,474
12/12	at New England	L	0-3	33,293
12/18	NEW YORK JETS (SA)	W	20-19	67,825
12/27	BUFFALO (MN)	W	27-10	75,051
1/2/83	at Baltimore	W	34-7	22,354
			482,217	445,294

Games Lost to Strike: at Green Bay (9/26), at Cincinnati (10/3), DETROIT (10/10), NEW ENGLAND (10/17), at L.A. Raiders (10/31), SAN DIEGO (MN, 11/8), CLEVELAND (11/14)

AMERICAN CONFERENCE PLAYOFF (first round)

1/8/83 NEW ENGLAND (SA)..... W 28-13 70,881 68,842

AMERICAN CONFERENCE PLAYOFF (second round)

1/16/83 ● SAN DIEGO
 W | 34-13 | 73,772 | 71,383 |

AMERICAN CONFERENCE CHAMPIONSHIP

1/23/83 ● NEW YORK JETS
 W | 14-0 | 74,918 | 67,396 |

SUPER BOWL XVII AT PASADENA

1/30/83 Washington
 L | 17-27 | | 103,667 |

1983: Won 12, Lost 4 **Head Coach: Don Shula**
First - Eastern Division

			DISTRIB	ACTUAL
9/4	at Buffalo	W	12-0	80,020
9/11	NEW ENGLAND	W	34-24	62,309
9/19	at L.A. Raiders (MN)	L	14-27	60,696
9/25	KANSAS CITY	W	14-6	55,125
10/2	at New Orleans	L	7-17	71,081
10/9	BUFFALO	L	35-38 (OT)	62,716
10/16	at New York Jets	W	32-14	60,370
10/23	at Baltimore	W	21-7	45,768
10/30	L.A. RAMS	W	30-14	74,856
11/6	at San Francisco	W	20-17	61,047
11/13	at New England	L	6-17	61,150
11/20	BALTIMORE	W	37-0	59,736
11/28	● CINCINNATI (MN)	W	38-14	75,007
12/4	at Houston	W	24-17	50,365
12/10	ATLANTA (SA)	W	31-24	62,552
12/16	NEW YORK JETS (FR)	W	34-14	75,057
			1,017,855	939,934

AMERICAN CONFERENCE PLAYOFF

12/31 SEATTLE (SA)
 L | 20-27 | 75,116 | 71,032 |

1984: Won 14, Lost 2 **Head Coach: Don Shula**
First - Eastern Division

			DISTRIB	ACTUAL
9/2	● at Washington	W	35-17	55,431
9/9	NEW ENGLAND	W	28-7	67,843
9/17	at Buffalo (MN)	W	21-17	66,317
9/23	INDIANAPOLIS	W	44-7	57,813
9/30	at St. Louis	W	36-28	48,605
10/7	● at Pittsburgh	W	31-7	59,103
10/14	HOUSTON	W	28-10	59,106
10/21	at New England	W	44-24	60,890
10/28	BUFFALO	W	38-7	61,897
11/4	at New York Jets	W	31-17	76,891
11/11	PHILADELPHIA	W	24-23	70,805
11/18	at San Diego	L	28-34 (OT)	60,234
11/26	NEW YORK JETS (MN)	W	28-17	75,002
12/2	● L.A. RAIDERS	L	34-45	75,151
12/9	● at Indianapolis	W	35-17	60,695
12/17	● DALLAS (MN)	W	28-21	75,105
			1,030,888	995,924

AMERICAN CONFERENCE PLAYOFF					
12/29	● SEATTLE (SA)	W	31-10	74,291	73,469
AMERICAN CONFERENCE CHAMPIONSHIP					
1/6/85	● PITTSBURGH	W	45-28	76,029	76,029
SUPER BOWL XIX AT PALO ALTO					
1/20/85	San Francisco	L	16-38		84,059

1985: Won 12, Lost 4 **Head Coach: Don Shula**
First - Eastern Division

			DISTRIB	ACTUAL	
9/8	at Houston	L	23-26	50,157	47,656
9/15	INDIANAPOLIS	W	30-13	57,772	53,693
9/22	KANSAS CITY	W	31-0	72,238	69,791
9/29	● at Denver	W	30-26	75,100	73,614
10/6	● PITTSBURGH	W	24-20	75,070	72,820
10/14	● at New York Jets (MN)	L	7-23	76,891	73,807
10/20	TAMPA BAY	W	41-38	62,987	62,335
10/27	● at Detroit	L	21-31	80,638	75,291
11/3	● at New England	L	13-17	61,000	58,811
11/10	● NEW YORK JETS	W	21-17	75,275	73,695
11/17	● at Indianapolis	W	34-20	60,656	59,666
11/24	at Buffalo	W	23-14	53,529	50,474
12/2	● CHICAGO (MN)	W	38-24	75,594	75,594
12/8	● at Green Bay	W	34-24	56,860	52,671
12/16	● NEW ENGLAND (MN)	W	30-27	75,825	69,489
12/22	BUFFALO	W	28-0	65,686	64,811
			1,075,278	1,034,218	

AMERICAN CONFERENCE PLAYOFF					
1/4/86	● CLEVELAND (SA)	W	24-21	75,842	75,128
AMERICAN CONFERENCE CHAMPIONSHIP					
1/12/86	● NEW ENGLAND	L	14-31	76,270	74,978

1986: Won 8, Lost 8 **Head Coach: Don Shula**
Third - Eastern Division

			DISTRIB	ACTUAL	
9/7	● at San Diego	L	28-50	60,147	57,726
9/14	INDIANAPOLIS	W	30-10	58,442	51,848
9/21	● at New York Jets	L	45-51 (OT)	76,891	71,025
9/28	SAN FRANCISCO	L	16-31	74,730	70,264
10/5	● at New England	L	7-34	61,000	60,689
10/12	BUFFALO	W	27-14	59,089	49,467
10/19	● L.A. RAIDERS	L	28-30	75,284	53,421
10/26	● at Indianapolis	W	17-13	60,596	58,350
11/2	HOUSTON	W	28-7	56,321	43,804
11/10	● at Cleveland (MN)	L	16-26	79,793	77,949
11/16	● at Buffalo	W	34-24	80,290	76,474
11/24	● NEW YORK JETS (MN)	W	45-3	76,254	70,206
11/30	ATLANTA	L	14-20	62,309	53,762
12/7	at New Orleans	W	31-27	69,136	64,761
12/14	● at L.A. Rams	W	37-31 (OT)	68,379	62,629
12/22	NEW ENGLAND (MN)	L	27-34	76,254	74,516
			1,094,915	996,891	

1987: Won 8, Lost 7 **Head Coach: Don Shula**
Third - Eastern Division

			DISTRIB	ACTUAL	
9/13	● at New England	L	21-28	60,864	54,642
9/20	at Indianapolis	W	23-10	58,704	57,524
10/4	● at Seattle	L	20-24	32,056	19,448
10/11	KANSAS CITY	W	42-0	43,875	25,867
10/18	● at New York Jets	L	31-37 (OT)	39,000	18,249
10/25	BUFFALO	L	31-34 (OT)	70,592	61,295
11/1	PITTSBURGH	W	35-24	72,028	52,578
11/8	● at Cincinnati	W	20-14	59,931	53,840
11/15	INDIANAPOLIS	L	21-40	72,070	65,433
11/22	● at Dallas (SN)	W	20-14	63,292	56,519
11/29	at Buffalo	L	0-27	72,350	68,055
12/7	● NEW YORK JETS (MN)	W	37-28	72,672	62,592
12/13	● at Philadelphia	W	28-10	65,746	63,841

12/20	● WASHINGTON (SN).....	W	23-21	72,743	65,715
12/28	● NEW ENGLAND (MN)	L	10-24	72,630	61,192
				928,553	786,790

Game Lost to Strike: NEW YORK GIANTS (9/27)

1988: Won 6, Lost 10 **Head Coach: Don Shula**
Fifth - Eastern Division

				DISTRIB	ACTUAL
9/4	● at Chicago.....	L	7-34	66,496	63,330
9/11	● at Buffalo	L	6-9	80,343	79,529
9/18	GREEN BAY	W	24-17	61,965	54,409
9/25	● at Indianapolis.....	L	13-15	60,577	59,638
10/2	MINNESOTA.....	W	24-7	65,757	59,867
10/9	at L.A. Raiders.....	W	24-14	55,178	50,751
10/16	SAN DIEGO	W	31-28	64,623	58,972
10/23	NEW YORK JETS	L	30-44	72,756	68,292
10/30	at Tampa Bay	W	17-14	74,314	67,352
11/6	● at New England	L	10-21	60,945	60,840
11/14	BUFFALO (MN).....	L	6-31	72,610	67,091
11/20	NEW ENGLAND (SN)	L	3-6	65,009	53,525
11/27	● at New York Jets	L	34-38	76,891	52,752
12/4	INDIANAPOLIS	L	28-31	61,613	45,236
12/12	CLEVELAND (MN).....	W	38-31	71,518	61,884
12/18	● at Pittsburgh	L	24-40	59,000	36,051
				1,069,595	939,519

1989: Won 8, Lost 8 **Head Coach: Don Shula**
Third - Eastern Division

				DISTRIB	ACTUAL
9/10	BUFFALO	L	24-27	58,373	54,541
9/17	at New England	W	24-10	58,089	57,043
9/24	NEW YORK JETS	L	33-40	67,673	65,908
10/1	at Houston	L	7-39	53,617	53,326
10/8	CLEVELAND.....	W	13-10 (OT)	64,542	58,444
10/15	● at Cincinnati	W	20-13	60,044	58,184
10/22	GREEN BAY	W	23-20	60,570	56,624
10/29	● at Buffalo.....	L	17-31	80,422	80,208
11/5	INDIANAPOLIS	W	19-13	57,916	52,680
11/12	● at New York Jets.....	W	31-23	76,891	65,923
11/19	at Dallas	W	17-14	58,738	56,044
11/26	PITTSBURGH	L	14-34	65,302	59,936
12/3	at Kansas City.....	L	21-26	56,004	54,610
12/10	NEW ENGLAND (SN).....	W	31-10	62,127	55,918
12/17	● at Indianapolis	L	13-42	60,643	55,665
12/24	KANSAS CITY.....	L	24-27	55,952	43,612
				996,903	928,666

1990: Won 12, Lost 4 **Head Coach: Don Shula**
Second - Eastern Division

				DISTRIB	ACTUAL
9/9	at New England	W	27-24	45,628	45,305
9/16	BUFFALO	W	30-7	68,490	68,142
9/23	● at New York Giants	L	3-20	77,186	76,483
9/30	● at Pittsburgh	W	28-6	59,000	54,691
10/7	NEW YORK JETS	W	20-16	71,835	69,678
10/18	NEW ENGLAND (TH).....	W	17-10	65,017	62,630
10/28	● at Indianapolis.....	W	27-7	60,649	59,213
11/4	PHOENIX	W	23-3	57,652	54,924
11/11	● at New York Jets	W	17-3	76,891	68,362
11/19	● L.A. RAIDERS (MN)	L	10-13	72,393	70,553
11/25	at Cleveland	W	30-13	73,195	70,225
12/2	● at Washington.....	L	20-42	55,683	53,599
12/9	● PHILADELPHIA (SN).....	W	23-20 (OT)	71,904	67,034
12/16	SEATTLE.....	W	24-17	61,843	57,851
12/23	● at Buffalo.....	L	14-24	80,433	80,235
12/30	INDIANAPOLIS	W	23-17	63,797	59,547
				1,061,596	1,018,472

AMERICAN CONFERENCE FIRST ROUND PLAYOFF

1/5/91	● KANSAS CITY (SA)	W	17-16	73,067	67,276
--------	--------------------------	---	-------	--------	--------

AMERICAN CONFERENCE DIVISIONAL PLAYOFF

1/12/91 ● at Buffalo (SA) L 34-44 80,252 77,087

1991: Won 8, Lost 8 Head Coach: Don Shula
Third - Eastern Division

				DISTRIB	ACTUAL
9/1	● at Buffalo.....	L	31-35	80,368	80,252
9/8	INDIANAPOLIS	W	17-6	55,076	51,155
9/15	at Detroit.....	L	13-17	59,693	56,896
9/22	GREEN BAY	W	16-13	57,799	56,583
9/29	● at New York Jets.....	L	23-41	76,891	71,170
10/6	at New England	W	20-10	55,075	49,749
10/13	● at Kansas City.....	L	7-42	77,865	76,021
10/20	HOUSTON	L	13-17	66,328	60,705
11/3	at Indianapolis	W	10-6	57,154	55,899
11/10	NEW ENGLAND (SN).....	W	30-20	59,169	56,065
11/18	● BUFFALO (MN)	L	27-41	72,839	71,062
11/24	● at Chicago.....	W	16-13 (OT)	66,946	58,288
12/1	TAMPA BAY	W	33-14	59,393	51,036
12/9	CINCINNATI (MN)	W	37-13	64,844	60,616
12/15	at San Diego	L	30-38	53,140	47,731
12/22	● NEW YORK JETS	L	20-23 (OT)	72,487	69,636
				1,035,067	972,864

1992: Won 11, Lost 5 Head Coach: Don Shula
First - Eastern Division

				DISTRIB	ACTUAL
9/14	at Cleveland (MN).....	W	27-23	76,910	74,765
9/20	L.A. RAMS	W	26-10	59,892	55,945
9/27	● at Seattle	W	19-17	65,879	59,374
10/4	● at Buffalo	W	37-10	80,404	80,368
10/11	ATLANTA	W	21-17	71,646	68,633
10/18	NEW ENGLAND	W	38-17	61,120	57,282
10/25	INDIANAPOLIS	L	20-31	62,515	61,117
11/1	● at New York Jets.....	L	14-26	76,891	69,313
11/8	at Indianapolis.....	W	28-0	61,046	59,892
11/16	● BUFFALO (MN)	L	20-26	72,460	70,629
11/22	● HOUSTON	W	19-16	72,009	63,597
11/29	● at New Orleans	L	13-24	68,591	68,591
12/6	● at San Francisco	L	3-27	66,461	58,474
12/14	● L.A. RAIDERS (MN)	W	20-7	72,220	67,098
12/20	● NEW YORK JETS (SN).....	W	19-17	72,133	68,275
12/27	at New England	W	16-13 (OT)	43,137	34,726
				1,083,314	1,018,079

AMERICAN CONFERENCE DIVISIONAL PLAYOFF

1/10/93 ● SAN DIEGO W 31-0 72,625 71,224

AMERICAN CONFERENCE CHAMPIONSHIP

1/17/93 ● BUFFALO L 10-29 72,996 72,703

1993: Won 9, Lost 7 Head Coach: Don Shula
Second - Eastern Division

				DISTRIB	ACTUAL
9/5	at Indianapolis.....	W	24-20	54,249	51,858
9/12	NEW YORK JETS	L	14-24	73,150	70,314
9/26	● at Buffalo.....	W	22-13	80,076	79,635
10/4	● WASHINGTON (MN)	W	17-10	73,672	68,568
10/10	● at Cleveland	W	24-14	78,512	78,138
10/24	INDIANAPOLIS (SN).....	W	41-27	61,209	57,301
10/31	● KANSAS CITY.....	W	30-10	73,886	67,765
11/7	● at New York Jets.....	L	10-27	77,289	71,306
11/14	● at Philadelphia	W	19-14	66,552	64,213
11/21	NEW ENGLAND	W	17-13	65,929	59,982
11/25	● at Dallas (TH).....	W	16-14	60,198	60,198
12/5	● NEW YORK GIANTS	L	14-19	74,444	72,161
12/13	● PITTSBURGH (MN).....	L	20-21	73,882	70,232
12/19	● BUFFALO	L	34-47	74,504	71,597
12/27	● at San Diego (MN)	L	20-45	63,349	60,311
1/2/94	● at New England	L	27-33 (OT)	60,290	53,883
				1,111,191	1,057,462

1994: Won 10, Lost 6 **Head Coach: Don Shula**
First - Eastern Division

				DISTRIB	ACTUAL
9/4	NEW ENGLAND	W	39-35	73,821	71,023
9/11	● at Green Bay (at Mil.)	W	24-14	56,051	55,011
9/18	● NEW YORK JETS	W	28-14	73,925	68,977
9/25	● at Minnesota	L	35-38	64,035	64,035
10/2	● at Cincinnati (SN)	W	23-7	59,943	55,056
10/9	● at Buffalo	L	11-21	79,583	79,491
10/16	● L.A. RAIDERS	W	20-17 (OT)	74,207	70,112
10/30	● at New England	W	23-3	60,292	59,167
11/6	INDIANAPOLIS	W	22-21	74,028	71,158
11/13	● CHICAGO	L	14-17	74,340	64,871
11/20	● at Pittsburgh	L	13-16 (OT)	59,148	59,148
11/27	● at New York Jets	W	28-24	77,716	75,606
12/4	● BUFFALO (SN)	L	31-42	74,436	69,358
12/12	● KANSAS CITY (MN)	W	45-28	74,421	71,578
12/18	● at Indianapolis	L	6-10	60,714	58,867
12/25	● DETROIT (SN)	W	27-20	74,302	70,980
				1,110,962	1,064,438
AMERICAN CONFERENCE FIRST-ROUND PLAYOFF					
12/31	● KANSAS CITY (SA)	W	27-17	74,248	69,757
AMERICAN CONFERENCE DIVISIONAL PLAYOFF					
1/8/95	● at San Diego	L	21-22	63,682	63,381

1995: Won 9, Lost 7 **Head Coach: Don Shula**
Third - Eastern Division

				DISTRIB	ACTUAL
9/3	● NEW YORK JETS	W	52-14	74,900	71,317
9/10	● at New England	W	20-3	60,292	60,239
9/18	● PITTSBURGH (MN)	W	23-10	75,186	72,874
10/1	● at Cincinnati	W	26-23	56,448	52,671
10/8	● INDIANAPOLIS	L	24-27 (OT)	75,181	68,471
10/15	at New Orleans	L	30-33	64,529	55,628
10/22	● at N.Y. Jets	L	16-17	77,716	67,228
10/29	● BUFFALO	W	23-6	75,224	71,060
11/5	● at San Diego (SN)	W	24-14	63,199	61,996
11/12	● NEW ENGLAND	L	17-34	75,378	70,399
11/20	● SAN FRANCISCO (MN)	L	20-44	75,557	73,080
11/26	● at Indianapolis	L	28-36	60,902	60,414
12/3	● ATLANTA	W	21-20	75,217	63,395
12/11	● KANSAS CITY (MN)	W	13-6	75,311	70,321
12/17	● at Buffalo	L	20-23	79,703	79,531
12/24	● at St. Louis	W	41-22	65,728	63,876
				1,129,674	1,062,500
AMERICAN CONFERENCE FIRST-ROUND PLAYOFF					
12/30	● at Buffalo (SA)	L	22-37	79,671	73,103

1996: Won 8, Lost 8 **Head Coach: Jimmy Johnson**
Fourth - Eastern Division

				DISTRIB	ACTUAL
9/1	● NEW ENGLAND	W	24-10	74,855	71,542
9/8	at Arizona (SN)	W	38-10	57,988	55,444
9/15	● NEW YORK JETS	W	36-27	75,103	68,137
9/23	● at Indianapolis (MN)	L	6-10	61,393	60,891
10/6	● SEATTLE	L	15-22	75,224	59,539
10/13	● at Buffalo	W	21-7	79,803	79,642
10/20	● at Philadelphia	L	28-35	66,890	66,240
10/27	● DALLAS	L	10-29	75,651	75,283
11/3	● at New England	L	23-42	60,292	58,942
11/10	● INDIANAPOLIS	W	37-13	75,387	66,623
11/17	at Houston	W	23-20	48,890	47,358
11/25	● PITTSBURGH (MN)	L	17-24	75,507	73,489
12/1	● at Oakland	L	7-17	61,436	60,591
12/8	● NEW YORK GIANTS	L	7-17	75,234	63,889
12/16	● BUFFALO (MN)	W	16-14	75,388	67,016
12/22	● at New York Jets	W	31-28	77,716	47,271
				1,115,257	1,022,297

1997: Won 9, Lost 7
Second - Eastern Division

Head Coach: Jimmy Johnson

				PAID
8/31	INDIANAPOLIS	W	16-10	70,813
9/7	TENNESSEE	W	16-13 (OT)	64,439
9/14	● at Green Bay	L	18-23	60,075
9/21	● at Tampa Bay (SN)	L	21-31	73,314
10/5	● KANSAS CITY	W	17-14	71,794
10/12	● at New York Jets	W	31-20	75,601
10/19	● at Baltimore	W	24-13	64,354
10/27	● CHICAGO (MN)	L	33-36 (OT)	73,156
11/2	● at Buffalo	L	6-9	78,011
11/9	● NEW YORK JETS	W	24-17	73,089
11/17	● BUFFALO (MN)	W	30-13	74,155
11/23	● at New England	L	24-27	59,002
11/30	at Oakland	W	34-16	50,569
12/7	● DETROIT (SN)	W	33-30	72,266
12/14	● at Indianapolis	L	0-41	61,282
12/22	● NEW ENGLAND (MN)	L	12-14	74,379
				1,095,669

AMERICAN CONFERENCE FIRST-ROUND PLAYOFF

12/28	● at New England	L	3-17	60,041
-------	------------------------	---	------	--------

1998: Won 10, Lost 6
Second - Eastern Division

Head Coach: Jimmy Johnson

				PAID
9/6	● at Indianapolis.....	W	24-15	65,087
9/13	● BUFFALO	W	13-7	73,097
9/20	● PITTSBURGH	W	21-0	73,948
10/4	● at N.Y. Jets.....	L	9-20	75,257
10/12	● at Jacksonville (MN)	L	21-28	74,051
10/18	ST. LOUIS	W	14-0	65,418
10/25	● NEW ENGLAND	W	12-9 (OT)	73,973
11/1	● at Buffalo.....	L	24-30	79,011
11/8	● INDIANAPOLIS	W	27-14	73,400
11/15	at Carolina	W	13-9	67,887
11/23	● at New England (MN)	L	23-26	58,729
11/29	● NEW ORLEANS.....	W	30-10	73,216
12/6	at Oakland.....	W	27-17	61,254
12/13	● N.Y. JETS (SN).....	L	16-21	74,369
12/21	● DENVER (MN)	W	31-21	74,363
12/27	● at Atlanta.....	L	16-38	69,754
				1,132,814

AMERICAN CONFERENCE FIRST-ROUND PLAYOFF

1/2/99	● BUFFALO (SA).....	W	24-17	72,698
--------	---------------------	---	-------	--------

AMERICAN CONFERENCE DIVISIONAL PLAYOFF

1/9/99	● at Denver (SA).....	L	3-38	75,729
--------	-----------------------	---	------	--------

1999: Won 9, Lost 7
Third - Eastern Division

Head Coach: Jimmy Johnson

				PAID
9/13	● at Denver (MN).....	W	38-21	75,623
9/19	● ARIZONA	W	19-16	73,618
10/4	● BUFFALO (MN)	L	18-23	74,073
10/10	● at Indianapolis.....	W	34-31	56,810
10/17	● at New England	W	31-30	60,006
10/24	● PHILADELPHIA.....	W	16-13	73,975
10/31	at Oakland.....	W	16-9	61,556
11/7	● TENNESSEE (SN)	W	17-0	74,109
11/14	● at Buffalo.....	L	3-23	72,810
11/21	● NEW ENGLAND	W	27-17	74,295
11/25	● at Dallas (TH).....	L	0-20	64,328
12/5	● INDIANAPOLIS	L	34-37	74,096
12/12	● at New York Jets.....	L	20-28	78,246
12/19	● SAN DIEGO	W	12-9	73,765
12/27	● NEW YORK JETS (MN).....	L	31-38	74,230
1/2/00	● at Washington.....	L	10-21	78,106
				1,139,646

AMERICAN CONFERENCE FIRST-ROUND PLAYOFF

1/9/00	● at Seattle	W	20-17	66,170
--------	--------------------	---	-------	--------

AMERICAN CONFERENCE DIVISIONAL PLAYOFF

1/15/00 ● at Jacksonville (SA)..... L 7-62 75,173

2000: Won 11, Lost 5 **Head Coach: Dave Wannstedt**
First - Eastern Division

				PAID
9/3	● SEATTLE.....	W	23-0	72,949
9/10	● at Minnesota	L	7-13	64,112
9/17	● BALTIMORE (SN)	W	19-6	73,464
9/24	● NEW ENGLAND	W	10-3	73,344
10/1	at Cincinnati	W	31-16	61,535
10/8	● BUFFALO	W	22-13	73,901
10/23	● at New York Jets (MN).....	L	37-40 (OT)	78,389
10/29	● GREEN BAY	W	28-20	73,740
11/5	● at Detroit.....	W	23-8	77,813
11/12	● at San Diego	W	17-7	56,896
11/19	● NEW YORK JETS	L	3-20	74,320
11/26	● at Indianapolis.....	W	17-14	56,935
12/3	● at Buffalo	W	33-6	73,002
12/10	● TAMPA BAY	L	13-16	74,307
12/17	● INDIANAPOLIS	L	13-20	73,884
12/24	● at New England	W	27-24	60,292
				1,118,883

AMERICAN CONFERENCE FIRST-ROUND PLAYOFF

12/30 INDIANAPOLIS (SA)..... W 23-17 (OT) 73,193

AMERICAN CONFERENCE DIVISIONAL PLAYOFF

1/6/01 ● at Oakland (SA)..... L 0-27 61,998

2001: Won 11, Lost 5 **Head Coach: Dave Wannstedt**
Second - Eastern Division

				PAID
9/9	● at Tennessee (SN)	W	31-23	68,798
9/23	● OAKLAND	W	18-15	73,404
9/30	● at St. Louis	L	10-42	66,046
10/7	● NEW ENGLAND	W	30-10	73,024
10/14	● at New York Jets	L	17-21	78,823
10/28	at Seattle	W	24-20	59,108
11/4	● CAROLINA	W	23-6	72,597
11/11	● at Indianapolis	W	27-24	57,127
11/18	● NEW YORK JETS	L	0-24	74,259
11/25	at Buffalo	W	34-27	73,063
12/2	● DENVER	W	21-10	73,938
12/10	● INDIANAPOLIS (MN)	W	41-6	73,858
12/16	● at San Francisco	L	0-21	68,223
12/22	● at New England (SA).....	L	13-20	60,292
12/30	● ATLANTA	W	21-14	73,619
1/6/02	● BUFFALO	W	34-7	73,428
				1,118,883

AMERICAN CONFERENCE FIRST-ROUND PLAYOFF

1/13/02 BALTIMORE..... L 3-20 72,251

2002: Won 9, Lost 7 **Head Coach: Dave Wannstedt**
Third - Eastern Division

				PAID
9/8	● DETROIT	W	49-21	72,216
9/15	● at Indianapolis.....	W	21-13	56,650
9/22	● NEW YORK JETS	W	30-3	73,426
9/29	● at Kansas City.....	L	30-48	78,178
10/6	● NEW ENGLAND	W	26-13	73,369
10/13	● at Denver (SN).....	W	24-22	75,941
10/20	● BUFFALO	L	10-23	73,180
11/4	● at Green Bay (MN)	L	10-24	63,284
11/10	● at New York Jets (SN)	L	10-13	78,920
11/17	● BALTIMORE	W	26-7	73,013
11/24	● SAN DIEGO	W	30-3	73,138
12/1	● at Buffalo	L	21-38	73,287
12/9	● CHICAGO (MN)	W	27-9	73,609
12/15	● OAKLAND	W	23-17	73,572
12/21	● at Minnesota (SA).....	L	17-20	64,285
12/29	● at New England	L	24-27 (OT)	68,436
				1,144,504

2003: Won 10, Lost 6
Second - Eastern Division

Head Coach: Dave Wannstedt

				PAID
9/7	● HOUSTON	L	20-21	73,010
9/14	● at New York Jets	W	21-10	77,461
9/21	● BUFFALO (SN)	W	17-7	73,458
10/5	● at New York Giants	W	23-10	78,863
10/12	● at Jacksonville	W	24-10	66,437
10/19	● NEW ENGLAND	L	13-19 (OT)	73,650
10/27	● at San Diego (at Tempe) (MN)	W	26-10	73,014
11/2	● INDIANAPOLIS	L	17-23	73,258
11/9	● at Tennessee	L	7-31	68,809
11/16	● BALTIMORE	W	9-6 (OT)	73,333
11/23	● WASHINGTON (SN)	W	24-23	73,578
11/27	● at Dallas (TH)	W	40-21	64,110
12/7	● at New England	L	0-12	68,436
12/15	● PHILADELPHIA (MN)	L	27-34	73,780
12/21	● at Buffalo	W	20-3	73,319
12/28	● NEW YORK JETS	W	23-21	73,720
				1,158,236

2004: Won 4, Lost 12
Fourth - Eastern Division

Head Coaches: Dave Wannstedt (Games 1-9)
Jim Bates (Games 10-16)

				PAID
9/11	● TENNESSEE (SA)	L	7-17	69,987
9/19	● at Cincinnati (SN)	L	13-16	65,705
9/26	● PITTSBURGH (SN)	L	3-13	72,225
10/3	● NEW YORK JETS	L	9-17	73,157
10/10	● at New England	L	10-24	68,756
10/17	● at Buffalo	L	13-20	72,714
10/24	● ST. LOUIS	W	31-14	72,945
11/1	● at New York Jets (MN)	L	14-41	78,216
11/7	● ARIZONA	L	23-24	72,612
11/21	● at Seattle	L	17-24	66,644
11/28	● at San Francisco	W	24-17	66,156
12/5	● BUFFALO	L	32-42	73,084
12/12	● at Denver	L	17-20	75,027
12/20	● NEW ENGLAND (MN)	W	29-28	73,629
12/26	● CLEVELAND (SN)	W	10-7	73,169
1/2/05	● at Baltimore	L	23-30	69,843
				1,143,869

2005: Won 9, Lost 7
Second - Eastern Division

Head Coach: Nick Saban

				PAID
9/11	● DENVER	W	34-10	72,324
9/18	● at New York Jets	L	7-17	77,918
9/25	● CAROLINA	W	27-24	72,288
10/9	● at Buffalo	L	14-20	72,160
10/16	● at Tampa Bay	L	13-27	65,168
10/21	● KANSAS CITY (FR)	L	20-30	68,350
10/30	● at New Orleans	W	21-6	61,643
11/6	● ATLANTA	L	10-17	72,187
11/13	● NEW ENGLAND	L	16-23	73,405
11/20	● at Cleveland	L	0-22	72,773
11/27	● at Oakland	W	33-21	49,097
12/4	● BUFFALO	W	24-23	72,051
12/11	● at San Diego	W	23-21	65,026
12/18	● NEW YORK JETS	W	24-20	72,650
12/24	● TENNESSEE (SA)	W	24-10	72,001
1/1/06	● at New England	W	28-26	68,756
				1,107,797

2006: Won 6, Lost 10
Fourth - Eastern Division

Head Coach: Nick Saban

				PAID
9/7	● at Pittsburgh (TH)	L	17-28	64,927
9/17	● BUFFALO	L	6-16	72,797
9/24	● TENNESSEE	W	13-10	72,733
10/1	● at Houston	L	15-17	70,071

10/8	● at New England	L	10-20	68,756
10/15	● at New York Jets	L	17-20	77,439
10/22	● GREEN BAY	L	24-34	73,548
11/5	● at Chicago	W	31-13	62,206
11/12	● KANSAS CITY.....	W	13-10	73,132
11/19	● MINNESOTA	W	24-20	73,070
11/23	● at Detroit (TH)	W	27-10	61,562
12/3	● JACKSONVILLE	L	10-24	73,160
12/10	● NEW ENGLAND	W	21-0	74,033
12/17	at Buffalo	L	0-21	71,011
12/25	● NEW YORK JETS (MN) ...	L	10-13	73,500
12/31	● at Indianapolis	L	22-27	57,310
				1,116,255

2007: Won 1, Lost 15 **Head Coach: Cam Cameron**
Fourth - Eastern Division

				PAID
9/9	● at Washington	L	13-16 (OT)	90,163
9/16	● DALLAS	L	20-37	71,615
9/23	● at New York Jets	L	28-31	77,197
9/30	● OAKLAND	L	17-35	70,621
10/7	● at Houston	L	19-22	70,156
10/14	● at Cleveland	L	31-41	73,198
10/21	● NEW ENGLAND	L	28-49	71,951
10/28	● N.Y. GIANTS (London, Eng.)	L	10-13	81,176
11/11	● BUFFALO	L	10-13	70,615
11/18	● at Philadelphia	L	7-17	68,934
11/26	● at Pittsburgh (MN)	L	0-3	57,704
12/2	● NEW YORK JETS	L	13-40	71,109
12/9	● at Buffalo	L	17-38	71,018
12/16	● BALTIMORE	W	22-16 (OT)	70,287
12/23	● at New England	L	7-28	68,756
12/30	● CINCINNATI	L	25-38	70,461
				1,085,483

2008: Won 11, Lost 5 **Head Coach: Tony Sparano**
First - Eastern Division

				PAID
9/7	● NEW YORK JETS	L	14-20	65,859
9/14	● at Arizona	L	10-31	63,445
9/21	● at New England	W	38-13	68,756
10/5	● SAN DIEGO	W	17-10	65,063
10/12	● at Houston.....	L	28-29	70,023
10/19	● BALTIMORE	L	13-27	64,972
10/26	● BUFFALO	W	25-16	65,011
11/2	● at Denver	W	26-17	75,499
11/9	● SEATTLE.....	W	21-19	64,862
11/16	● OAKLAND.....	W	17-15	65,113
11/23	● NEW ENGLAND	L	28-48	67,146
11/30	● at St. Louis	W	16-12	61,046
12/7	● at Buffalo (Toronto, Canada)	W	16-3	52,134
12/14	● SAN FRANCISCO	W	14-9	65,893
12/21	● at Kansas City.....	W	38-31	73,689
12/28	● at New York Jets.....	W	24-17	79,454
				1,067,965

AMERICAN CONFERENCE WILD CARD PLAYOFF

1/4/09	● BALTIMORE	L	9-27	74,240
--------	-------------------	---	------	--------

2009: Won 7, Lost 9 **Head Coach: Tony Sparano**
Third - Eastern Division

				PAID
9/13	● at Atlanta.....	L	7-19	67,606
9/21	● INDIANAPOLIS (MN)	L	23-27	66,227
9/27	● at San Diego	L	13-23	67,230
10/4	● BUFFALO	W	38-10	65,523
10/12	● NEW YORK JETS (MN) ...	W	31-27	69,767
10/25	● NEW ORLEANS	L	34-46	66,689
11/1	● at New York Jets	W	30-25	77,531
11/8	● at New England	L	17-27	68,756
11/15	● TAMPA BAY	W	25-23	66,085

11/19	➤ at Carolina (TH)	W	24-17	73,475
11/29	● at Buffalo	L	14-31	70,155
12/6	● NEW ENGLAND	W	22-21	70,102
12/13	at Jacksonville	W	14-10	60,457
12/20	● at Tennessee	L	24-27 (OT)	69,143
12/27	● HOUSTON	L	20-27	65,847
1/3/10	● PITTSBURGH	L	24-30	70,102
				1,160,554

2010: Won 7, Lost 9
Third - Eastern Division

Head Coach: Tony Sparano

				PAID
9/12	● at Buffalo	W	15-10	69,295
9/19	● at Minnesota	W	14-10	63,846
9/26	● NEW YORK JETS (SN)	L	23-31	70,481
10/4	● NEW ENGLAND (MN)	L	14-41	69,090
10/17	● at Green Bay	W	23-20 (OT)	70,815
10/24	● PITTSBURGH	L	22-23	69,867
10/31	● at Cincinnati	W	22-14	63,179
11/7	● at Baltimore	L	10-26	71,305
11/14	● TENNESSEE	W	29-17	65,585
11/18	● CHICAGO (TH)	L	0-16	68,752
11/28	at Oakland	W	33-17	48,946
12/5	● CLEVELAND	L	10-13	65,942
12/12	● at New York Jets	W	10-6	78,948
12/19	● BUFFALO	L	14-17	65,511
12/26	● DETROIT	L	27-34	66,731
1/2/11	● at New England	L	7-38	68,756
				1,076,049

2011: Won 6, Lost 10
Third - Eastern Division

Head Coaches: Tony Sparano (Games 1-13)
Todd Bowles (Games 14-16)

				PAID
9/12	● NEW ENGLAND (MN)	L	24-38	66,860
9/18	● HOUSTON	L	13-23	51,032
9/25	● at Cleveland	L	16-17	66,651
10/2	at San Diego	L	16-26	63,002
10/17	● at New York Jets (MN)	L	6-24	78,912
10/23	● DENVER	L	15-18 (OT)	63,800
10/30	● at New York Giants	L	17-20	79,302
11/6	● at Kansas City	W	31-3	72,263
11/13	● WASHINGTON	W	20-9	57,007
11/20	● BUFFALO	W	35-8	57,531
11/24	● at Dallas (TH)	L	19-20	87,418
12/4	● OAKLAND	W	34-14	57,225
12/11	● PHILADELPHIA	L	10-26	67,823
12/18	at Buffalo	W	30-23	60,988
12/24	● at New England (SA)	L	24-27	68,756
1/1/12	● NEW YORK JETS	W	19-17	65,811
				1,046,381

2012: Won 7, Lost 9
Second - Eastern Division

Head Coach: Joe Philbin

				PAID
9/9	● at Houston	L	10-30	71,566
9/16	● OAKLAND	W	35-13	54,245
9/23	● NEW YORK JETS	L	20-23 (OT)	60,102
9/30	● at Arizona	L	21-24 (OT)	60,183
10/7	● at Cincinnati	W	17-13	61,162
10/14	● ST. LOUIS	W	17-14	52,983
10/28	● at New York Jets	W	30-9	79,088
11/4	● at Indianapolis	L	20-23	66,479
11/11	● TENNESSEE	L	3-37	60,165
11/15	● at Buffalo (TH)	L	14-19	69,118
11/25	● SEATTLE	W	24-21	51,295
12/2	● NEW ENGLAND	L	16-23	72,114
12/9	● at San Francisco	L	13-27	69,732
12/16	● JACKSONVILLE	W	24-3	53,667
12/23	● BUFFALO	W	24-10	54,462
12/30	● at New England	L	0-28	68,756
				1,005,117

2013: Won 8, Lost 8 **Head Coach: Joe Philbin**
Third - Eastern Division

				PAID
9/8	● at Cleveland	W	23-10	71,513
9/15	● at Indianapolis.....	W	24-20	65,406
9/22	● ATLANTA	W	27-23	70,660
9/30	● at New Orleans (MN)	L	17-38	73,118
10/6	● BALTIMORE	L	23-26	68,342
10/20	● BUFFALO	L	21-23	60,592
10/27	● at New England	L	17-27	68,756
10/31	● CINCINNATI (TH).....	W	22-20 (OT)	52,388
11/11	● at Tampa Bay (MN)	L	19-22	64,448
11/17	● SAN DIEGO	W	20-16	60,256
11/24	● CAROLINA	L	16-20	60,156
12/01	● at New York Jets.....	W	23-3	76,957
12/08	● at Pittsburgh.....	W	34-28	52,489
12/15	● NEW ENGLAND	W	24-20	71,863
12/22	at Buffalo.....	L	10-19	54,305
12/29	● NEW YORK JETS	L	7-20	70,296
				1,041,545

2014: Won 8, Lost 8 **Head Coach: Joe Philbin**
Third - Eastern Division

				PAID
9/7	● NEW ENGLAND	W	33-20	70,630
9/14	● at Buffalo.....	L	10-29	69,954
9/21	● Kansas City	L	15-34	70,313
9/28	● at Oakland (London, Eng.)	W	38-14	83,436
10/12	● GREEN BAY	L	24-27	70,875
10/19	● at Chicago.....	W	27-14	62,413
10/26	● at Jacksonville.....	W	27-13	65,633
11/2	● SAN DIEGO	W	37-0	70,222
11/9	● at Detroit	L	16-20	63,179
11/13	● BUFFALO (TH)	W	22-9	71,573
11/23	● at Denver	L	36-39	76,987
12/1	● at New York Jets (MN).....	W	16-13	78,160
12/7	● BALTIMORE	L	13-28	70,244
12/14	● at New England	L	13-41	68,756
12/21	● MINNESOTA.....	W	37-35	66,203
12/28	● NEW YORK JETS	L	24-37	70,220
				1,128,798

2015: Won 6, Lost 10 **Head Coaches: Joe Philbin (Games 1-5)**
Third - Eastern Division **Dan Campbell (Games 6-16)**

				PAID
9/13	at Washington	W	17-10	76,512
9/20	at Jacksonville	L	20-23	65,443
9/27	BUFFALO	L	14-41	64,869
10/4	NEW YORK JETS (London, Eng.)	L	14-27	83,986
10/18	at Tennessee	W	38-10	62,342
10/25	HOUSTON	W	44-26	65,251
10/29	at New England (TH).....	L	7-36	66,829
11/8	at Buffalo.....	L	17-33	70,214
11/15	at Philadelphia	W	20-19	69,596
11/22	DALLAS	L	14-24	65,115
11/29	at New York Jets.....	L	20-38	78,160
12/6	BALTIMORE	W	15-13	64,519
12/14	NEW YORK GIANTS (MN)	L	24-31	65,408
12/20	at San Diego	L	14-30	66,676
12/27	INDIANAPOLIS	L	12-18	65,482
1/3/16	NEW ENGLAND	W	20-10	62,918
				1,093,320

2016: Won 10, Lost 6 **Head Coach: Adam Gase**
Second - Eastern Division

				PAID
9/11	at Seattle	L	10-12	69,012
9/18	at New England	L	24-31	66,829
9/25	CLEVELAND	W	30-24 (OT)	65,176

9/29	at Cincinnati (TH).....	L	7-22	60,834
10/9	TENNESSEE	L	17-30	64,425
10/16	PITTSBURGH	W	30-15	65,351
10/23	BUFFALO	W	28-25	65,658
11/6	NEW YORK JETS	W	27-23	65,722
11/13	at San Diego	W	31-24	55,107
11/20	at Los Angeles	W	14-10	83,483
11/27	SAN FRANCISCO	W	31-24	65,856
12/4	at Baltimore	L	6-38	70,916
12/11	ARIZONA	W	26-23	65,750
12/17	at New York Jets (SA)	W	34-13	78,160
12/24	at Buffalo (SA)	W	34-31 (OT)	64,690
1/1/17	NEW ENGLAND	L	14-35	66,163
				1,073,132

AMERICAN FOOTBALL CONFERENCE WILD CARD PLAYOFF

1/8/17	at Pittsburgh.....	L	12-30	62,726
--------	--------------------	---	-------	--------

2017: Won 6, Lost 10

Head Coach: Adam Gase

Third - Eastern Division

				PAID
9/17	at L.A. Chargers.....	W	19-17	25,381
9/24	at N.Y. Jets	L	6-20	77,562
10/1	NEW ORLEANS	L	0-20	84,423
10/8	TENNESSEE.....	W	16-10	65,135
10/15	at Atlanta	W	20-17	70,593
10/22	N.Y. JETS	W	31-28	65,025
10/26	at Baltimore	L	0-40	70,408
11/5	OAKLAND	L	24-27	65,139
11/13	at Carolina	L	21-45	72,790
11/19	TAMPA BAY.....	L	20-30	65,089
11/26	at New England.....	L	17-35	65,878
12/3	DENVER.....	W	35-9	65,092
12/11	NEW ENGLAND.....	W	27-20	65,458
12/17	at Buffalo	L	16-24	62,202
12/24	at Kansas City	L	13-29	65,325
12/31	BUFFALO.....	L	16-22	65,571
				1,051,071

DOLPHINS NAME

Mariners, Marauders, Mustangs, Missiles, Moons, Sharks, Suns. None of those names suggested to the American Football League expansion franchise in 1965 could raise a fin to the runaway winner.

"Dolphins" was submitted by 622 entrants in a contest which attracted 19,843 entries and more than a 1,000 different names. The dozen finalists were delivered to a seven-member screening committee of local media.

The bottlenose dolphin, an intelligent creature with an irresistible built-in grin, has inspired wonder for centuries. Plutarch observed 1,900 years ago that the dolphin "is the only creature who loves man for his own sake." Every trainer will have a tale of the dolphin's cleverness and ingenuity, and scientists are fascinated by a dolphin's natural equipment which far surpasses the range of Navy sonar equipment.

"The dolphin is one of the fastest and smartest creatures of the sea," Joe Robbie said in announcing the team name on October 8, 1965. "Dolphins can attack and kill a shark or a whale. Sailors say bad luck will come to anyone who harms one of them."

Mrs. Robert Swanson of West Miami won two lifetime passes to Dolphins games with her nickname entry. The tiebreaker was picking the winner and score of the 1965 game between the University of Miami and Notre Dame. It ended in a scoreless tie.



Mrs. Robert Swanson with Dolphins founder Joe Robbie.

1967 FINAL STATISTICS (4-10)

DATE	OPPONENT	SCORE	W/L	ATT.
9/17	DENVER	35-21	W	29,072
9/24	KANSAS CITY	0-24	L	33,280
10/1	at New York	7-29	L	59,433
10/8	at Kansas City	0-41	L	42,920
10/15	at Boston	10-41	L	17,859
10/22	NEW YORK	14-33	L	28,392
11/5	at Buffalo	13-35	L	30,950
11/12	at San Diego	0-24	L	32,395
11/19	at Oakland	17-31	L	33,753
11/26	BUFFALO	17-14	W	24,357
12/3	at Houston	14-17	L	20,979
12/10	SAN DIEGO	41-24	W	23,007
12/17	BOSTON	41-32	W	22,079
12/23	HOUSTON	10-41	L	29,628

TEAM STATISTICS	MIA.	OPP.
TOTAL FIRST DOWNS	212	269
By Rushing	65	106
By Passing	123	142
By Penalty	24	21
TOTAL NET YARDS.....	3659	4980
Average Per Game	261.4	355.7
Total Plays	847	843
Average Per Play.....	4.3	5.9
NET YARDS RUSHING	1323	2145
Average Per Game	94.5	153.2
Total Rushes	326	466
NET YARDS PASSING	2336	2835
Average Per Game	166.9	202.5
Tackled/Yards Lost.....	41/405	28/247
Gross Yards	2741	3082
Attempts/Completions	480/229	349/188
Completion Percentage ..	47.7	53.8
Had Intercepted	28	28
PUNTS/AVERAGE	70/41.6	52/41.1
PENALTIES/YARDS	53/490	59/691
FUMBLES/BALL LOST	36/16	19/8
TOUCHDOWNS	28	53
By Rushing	10	18
By Passing	16	31
By Returns	2	4

Score By Quarters	1	2	3	4	Total
DOLPHINS	27	75	52	65	- 219
OPPONENTS	86	122	101	98	- 407

RUSHING	NO.	YDS.	AVG.	LG	TD
Haynes	56	274	4.9	65t	2
Mitchell	83	269	3.2	22	3
Harper	41	197	4.8	37	1
Price	46	179	3.9	38	1
Griese	37	157	4.2	22	1
Auer	44	128	2.9	23	1
Seiple	3	58	19.3	34	0
Jackson	1	48	48.0	48	0
Norton	7	14	2.0	13	0
Chesser	2	3	1.5	2	0
Stofa	2	2	1.0	8t	1
Moreau	1	-2	-2.0	-2	0
Clancy	3	-4	-1.3	2	0
DOLPHINS	326	1323	4.1	65t	10
OPPONENTS	466	2145	4.6	64	18

RECEIVING	NO.	YDS.	AVG.	LG	TD
Clancy	67	868	13.0	44	2
Moreau	34	410	12.1	43	3
Twilley	24	314	13.1	38	2
Auer	18	218	12.1	68t	2
Mitchell	18	133	7.4	38	1
Haynes	16	100	6.3	22	0
Noonan	12	141	11.8	32	1
Harper	11	212	19.3	40	3
Carpenter	10	127	12.7	42	0
Jackson	9	122	13.6	26	1
Price	8	56	7.0	27	1
Seiple	1	21	21.0	21	0
Beier	1	19	19.0	19	0
DOLPHINS	229	2741	12.0	68t	16
OPPONENTS	188	3082	16.4	51	31

INTERCEPTIONS	NO.	YDS.	AVG.	LG	TD
Westmoreland	10	127	12.7	29	1
Bramlett	4	35	8.8	22	0
Warren	4	22	5.5	17	0
Petrella	3	65.7	22.3	28	0
Erlanson	1	37	37.0	17	0
Neff	1	32	32.0	32	0
Emanuel	1	24	24.0	24	0
Bruggers	1	20	20.0	20	0
West	1	16	16.0	16	0
McDaniel	1	15	15.0	15	0
Beier	1	7	7.0	7	0
DOLPHINS	28	402	14.4	37	1
OPPONENTS	28	395	14.1	55	3

PUNTING	NO.	YDS.	AVG.	LG	BK
Seiple	70	2909	41.6	70	1
DOLPHINS	70	2909	41.6	70	1
OPPONENTS	52	2137	41.1	55	0

PUNT RET.	NO.	YDS.	AVG.	LG	TD
Auer	9	42	4.7	16	0
Haynes	6	37	6.2	20	0
Neff	6	34	5.7	15	0
Harper	4	15	3.8	8	0
DOLPHINS	25	128	5.1	20	0
OPPONENTS	41	268	6.5	34	0

KICKOFF RET.	NO.	YDS.	AVG.	LG	TD
Haynes	22	444	20.2	51	0
Auer	21	441	21.0	47	0
Neff	15	351	23.4	69	0
Roderick	4	63	15.8	19	0
Carpenter	3	87	29.0	45	0
Mitchell	2	57	28.5	37	0
DOLPHINS	67	1443	21.5	69	0
OPPONENTS	46	1067	23.2	42	0

SCORING	Ru	Pa	Rt	PAT	FG	S	2	P
Lusteg	0	0	0	18/18	7/12	0	0	39
Harper	1	3	0	0	0	0	0	24
Mitchell	3	1	0	0	0	0	0	24
Auer	1	2	0	0	0	0	0	18
Moreau	0	3	0	0	0	0	0	18
Clancy	0	2	0	0	0	0	0	12

Haynes.....	2	0	0	0	0	0	0	12
Mingo	0	0	0	9/9	1/6	0	0	12
Price	1	1	0	0	0	0	0	12
Twilley	0	2	0	0	0	0	0	12
Griese	1	0	0	0	0	0	0	6
Jackson	0	1	0	0	0	0	0	6
Noonan	0	1	0	0	0	0	0	6
Stofa	1	0	0	0	0	0	0	6
Warren	0	0	1	0	0	0	0	6
Westmoreland	0	0	1	0	0	0	0	6

DOLPHINS	10	16	2	27/27	8/18	0	0	219
OPPONENTS	18	31	4	47/50	14/26	0	0	407

FIELD GOALS 1-19 20-29 30-39 40-49 50+

Lusteg	5/6	0/2	0/0	2/2	0/2
Mingo	0/0	0/1	1/2	0/3	0/0

DOLPHINS	5/6	0/3	1/2	2/5	0/2
OPPONENTS	5/7	3/5	3/6	3/6	0/2

TWO-POINT CONVERSIONS

DOLPHINS 0-1, OPPONENTS 0-3

USUAL STARTERS

OFFENSE

- WR - Jack Clancy (9)
- LT - Maxie Williams (14)
- LG - Fred Woodson (7), Ken Rice (4)
- C - Tom Goode (14)
- RG - Billy Neighbors (14)
- RT - Norm Evans (14)
- TE - Doug Moreau (14)
- WR - Frank Jackson (6), Howard Twilley (5)
- QB - *Bob Griese (10)
- RB - Jack Harper (6), Joe Auer (5)
- FB - Sam Price (8), Stan Mitchell (8)

DEFENSE

- LDE - Ed Cooke (12)
- LDT - Ray Jacobs (10)
- RD - *John Richardson (8)
- RDE - Mel Branch (14)
- LLB - Tom Erlanson (6), Jerry Hopkins (6)
- MLB - Frank Emanuel (8), Wahoo McDaniel (6)
- LLB - John Bramlett (10)
- LCB - Jimmy Warren (14)
- RCB - Dick Westmoreland (14)
- SS - Willie West (6), Pete Jaquess (4)
- FS - Bob Neff (9)

* Indicates Rookie

PASSING	ATT.	COMP.	YDS.	PCT.	TD	INT.	LG	SCK/LST	RATING
Griese	331	166	2005	50.2	15	18	68t	25/240	61.6
Norton	133	53	596	39.8	1	9	32	15/156	28.2
Roberts	10	5	11	50.0	0	1	9	1/9	52.3
Seiple	2	2	61	100.0	0	0	42	0/0	118.8
Stofa	2	2	51	100.0	0	0	45	0/0	118.8
Clancy	1	1	17	100.0	0	0	17	0/0	118.8
Lusteg	1	0	0	0.0	0	0	0	0/0	39.6
DOLPHINS	480	229	2741	47.7	16	28	68t	41/405	52.4
OPPONENTS	349	188	3082	53.8	31	28	51	28/247	79.9

1968 FINAL STATISTICS (5-8-1)

DATE	OPPONENT	SCORE	W/L	ATT.
9/14	HOUSTON	10-24	L	38,097
9/21	OAKLAND	21-47	L	28,751
9/28	KANSAS CITY	3-48	L	27,732
10/6	at Houston	24-7	W	35,424
10/12	BUFFALO	14-14	T	28,559
10/20	at Cincinnati	24-22	W	25,076
10/27	at Denver	14-21	L	43,411
11/3	at San Diego	28-34	L	31,686
11/10	at Buffalo	21-17	W	28,399
11/17	CINCINNATI	21-38	L	30,304
11/24	at Boston	34-10	W	13,646
12/1	at New York	17-35	L	60,207
12/8	BOSTON	38-7	W	24,242
12/15	NEW YORK	7-31	L	31,302

TEAM STATISTICS		MIA.	OPP.
TOTAL FIRST DOWNS	247	240	
By Rushing	78	116	
By Passing	144	112	
By Penalty	25	12	
TOTAL NET YARDS	4106	4884	
Average Per Game	293.3	348.9	
Total Plays	892	808	
Average Per Play	4.6	6.0	
NET YARDS RUSHING	1704	2172	
Average Per Game	121.7	193.7	
Total Rushes	417	445	
NET YARDS PASSING	2402	2712	
Average Per Game	171.6	155.1	
Tackled/Yards Lost	52/441	27/192	
Gross Yards	2843	2904	
Attempts/Completions	423/216	342/179	
Completion Percentage	51.1	52.3	
Had Intercepted	22	22	
PUNTS/AVERAGE	75/40.6	55/43.6	
PENALTIES/YARDS	48/485	70/655	
FUMBLE/BALL LOST	17/8	28/18	
TOUCHDOWNS	36	45	
By Rushing	12	19	
By Passing	21	23	
By Returns	3	3	

Score By Quarters	1	2	3	4	Total
DOLPHINS	44	93	52	87	= 276
OPPONENTS	78	131	52	94	= 355

RUSHING	NO.	YDS.	AVG.	LG	TD
Kick	165	621	3.8	25	4
Csonka	138	540	3.9	40	6
Griese	42	230	5.5	35	1
Mitchell	54	176	3.3	30	1
Milton	2	46	23.0	34	0
Seiple	5	42	8.4	32	0
Price	5	27	5.4	15	0
Tucker	4	13	3.3	7	0
Norton	1	9	9.0	9	0
Hammond	1	0	0.0	0	0
DOLPHINS	417	1704	4.1	40	12
OPPONENTS	445	2172	4.9	76t	19

RECEIVING	NO.	YDS.	AVG.	LG	TD
Noonan	58	760	13.1	50	11
Kick	44	422	9.6	38	0
Twilley	39	604	15.5	40	1
Moreau	27	365	13.5	28	3
Cox	11	147	13.4	30	0

PASSING	ATT.	COMP.	YDS.	PCT.	TD	INT.	LG	SCK/LST	RATING
Griese	355	186	2473	52.4	21	16	50	43/372	75.7
Norton	41	17	254	41.5	0	4	65	7/58	32.9
Hammond	26	13	116	50.0	0	2	25	2/11	30.3
Kick	1	0	0	0.0	0	0	0	0/0	39.6
DOLPHINS	423	216	2843	51.1	21	22	65	52/441	67.5
OPPONENTS	342	179	2904	52.3	23	22	80t	27/192	76.7

Csonka	11	118	10.7	65	1
Milton	9	143	15.9	38	1
Mitchell	8	190	23.8	48	3
Seiple	7	69	9.9	20	1
Damall	2	25	12.5	13	0
DOLPHINS	216	2843	13.2	65	21
OPPONENTS	179	2904	16.2	80t	23

INTERCEPTIONS	NO.	YDS.	AVG.	LG	TD
Anderson	8	230	28.8	96t	1
West	4	102	25.5	32	0
Warren	2	27	13.5	18	0
Bramlett	2	14	7.0	14	0
Emanuel	2	8	4.0	6	0
Petrella	1	4	4.0	4	0
Edmunds	1	1	1.0	1	0
Lamb	1	0	0.0	0	0
Westmoreland	1	0	0.0	0	0
DOLPHINS	22	386	17.5	96t	1
OPPONENTS	22	432	19.6	66t	3

PUNTING	NO.	YDS.	AVG.	LG	BK
Seiple	75	3044	40.6	60	0
DOLPHINS	75	3044	40.6	60	0
OPPONENTS	55	2397	43.6	62	0

PUNT RET.	NO.	YDS.	AVG.	LG	TD
Neff	8	71	8.9	20	0
Milton	6	55	9.2	26	0
Tucker	5	40	8.0	15	0
Anderson	5	18	3.6	10	0
Warren	2	-1	-0.5	0	0
Washington	1	15	15.0	15	0
Harper	1	7	7.0	7	0
DOLPHINS	28	205	7.3	26	0
OPPONENTS	28	250	9.0	48	0

KICKOFF RET.	NO.	YDS.	AVG.	LG	TD
Milton	18	408	22.7	74	0
Warren	10	227	22.7	36	0
Anderson	6	106	17.7	25	0
Neff	5	190	38.0	95	0
Tucker	3	54	18.0	25	0
Urbanek	2	15	7.5	10	0
Kick	1	28	28.0	28	0
Lamb	1	24	24.0	24	0
Price	1	22	22.0	22	0
Harper	1	18	18.0	18	0
Richardson	1	1	1.0	1	0
Woodson	1	0	0.0	0	0
Cox	0	41	-	41	0
DOLPHINS	50	1134	22.7	95	0
OPPONENTS	54	1108	20.5	44	0

SCORING	Ru	Pa	Rt	PAT	FG	S	2	TP
Noonan	0	11	0	0	0	0	0	66
Keys	0	0	30/30	7/16	0	0	0	51
Csonka	6	1	0	0	0	0	0	42
Moreau	0	3	0	6/6	1/3	0	0	27
Mitchell	1	3	0	0	0	0	0	24
Kick	4	0	0	0	0	0	0	24
Anderson	0	0	1	0	0	0	0	6
Emanuel	0	0	1	0	0	0	0	6
Milton	0	1	0	0	0	0	0	6
Griese	1	0	0	0	0	0	0	6
Seiple	0	1	0	0	0	0	0	6

Twilley	0	1	0	0	0	0	0	6
West	0	0	1	0	0	0	0	6

DOLPHINS	12	21	3	36/36	8/19	0	0	276
OPPONENTS	19	23	3	44/412/23	2	1	355	

FIELD GOALS	1-19	20-29	30-39	40-49	50+
Keys	3/3	3/5	1/4	0/4	0/0
Moreau	0/1	1/1	0/1	0/1	0/0
DOLPHINS	3/4	4/6	1/5	0/4	0/0
OPPONENTS	3/3	5/7	2/6	0/4	2/3

TWO-POINT CONVERSIONS
DOLPHINS 0-0, OPPONENTS 1-2

SACKS
Branch 11.0, Fernandez 4.0, Bramlett 2.0, Emanuel 2.0, Jacobs 2.0, Riley 2.0, Edmunds 1.0, Nomina 1.0, Richardson 1.0, Woodson 1.0.
DOLPHINS 27.0, OPPONENTS 52.0

STARTERS
OFFENSE
WR - Karl Noonan (14)
LT - *Doug Crusan (7), Maxie Williams (6), Norm Evans (1)
LG - Charlie Fowler (7), Maxie Williams (6), Billy Neighbors (1)
C - Tom Goode (14)
RG - Billy Neighbors (12), Charlie Fowler (2)
RT - Norm Evans (12), Maxie Williams (2)
TE - Doug Moreau (10), Larry Seiple (2), *Jim Cox (1), *Gene Milton (1)
WR - Howard Twilley (14)
QB - Bob Griese (13), Rick Norton (1)
RB - *Jim Kick (12), Stan Mitchell (2)
FB - Larry Csonka (9), Jim Kick (4), Stan Mitchell (1)

DEFENSE
LDE - Jim Riley (8), *Manny Fernandez (5), Fred Woodson (1)
LDT - Tom Nomina (13), Ray Jacobs (1)
RDT - Ray Jacobs (10), John Richardson (3), Tom Nomina (1)
RDE - Mel Branch (7), *Manny Fernandez (7)
LLB - *Randall Edmunds (14)
MLB - Frank Emanuel (12), Ray Jacobs (1), Wahoo McDaniel (1)
RLB - John Bramlett (10), Ed Weisacosky (2), Frank Emanuel (1), Bob Bruggers (1)
LCB - Jimmy Warren (14)
RCB - Dick Westmoreland (9), Mack Lamb (4), *Dick Anderson (1)
SS - Bob Petrella (5), *Dick Anderson (4), Willie West (4), Dick Westmoreland (1)
FS - *Dick Anderson (7), Willie West (5), Bob Petrella (2)

* Indicates Rookie

1969 FINAL STATISTICS (3-10-1)

DATE	OPPONENT	SCORE	W/L	ATT.
9/14	at Cincinnati	21-27	L	24,487
9/20	at Oakland	17-20	L	48,477
9/28	at Houston	10-22	L	40,387
10/4	OAKLAND	20-20	T	32,668
10/11	SAN DIEGO	14-21	L	33,073
10/19	at Kansas City	10-17	L	47,038
10/26	BUFFALO	24-6	W	39,194
11/2	at N.Y. Jets	31-34	L	60,793
11/9	at Boston	17-16	W	10,665
11/16	at Buffalo	3-28	L	32,344
11/23	HOUSTON	7-32	L	27,114
11/30	Boston (at Tampa)	23-38	L	27,179
12/7	DENVER	27-24	W	24,972
12/14	N.Y. JETS	9-27	L	42,148

TEAM STATISTICS	MIA.	OPP.
TOTAL FIRST DOWNS	224	206
By Rushing	73	66
By Passing	131	126
By Penalty	20	14
TOTAL NET YARDS.....	3590	4126
Average Per Game	256.5	294.8
Total Plays	878	851
Average Per Play.....	4.1	4.8
NET YARDS RUSHING	1513	1489
Average Per Game	108.1	106.4
Total Rushes	401	422
NET YARDS PASSING	2077	2637
Average Per Game	148.4	188.4
Tackled/Yards Lost.....	53/481	28/208
Gross Yards	2558	2845
Attempts/Completions ..	424/201	404/196
Completion Percentage ..	47.4	48.5
Had Intercepted	29	18
PUNTS/AVERAGE	85/40.6	80/44.1
PENALTIES/YARDS	53/631	66/840
FUMBLES/BALL LOST	27/13	27/13
TOUCHDOWNS	28	37
By Rushing	12	9
By Passing	12	25
By Returns	4	3

Score By Quarters	1	2	3	4	Total
DOLPHINS	60	79	33	61	- 233
OPPONENTS	71	97	59	105	- 332

RUSHING	NO.	YDS.	AVG.	LG	TD
Kick	180	575	3.2	27	9
Csonka	131	566	4.3	54t	2
Morris	23	110	4.8	37	1
Griese	21	102	4.9	22	0
Mitchell	28	80	2.9	12	0
Milton	7	62	8.9	27	0
Norton	8	16	2.0	9	0
Hines	1	7	7.0	7	0
Seiple	1	6	6.0	6	0
Noonan	1	-11	-11.0	-11	0
DOLPHINS	401	1513	3.8	54t	12
OPPONENTS	422	1489	3.5	80t	9

RECEIVING	NO.	YDS.	AVG.	LG	TD
Seiple	41	577	14.1	41t	5
Kick	29	443	15.3	53t	1
Noonan	29	307	10.6	27	3
Clancy	21	289	13.8	50	1
Csonka	21	183	8.7	42	1
Milton	12	179	14.9	49	0

PASSING	ATT.	COMP.	YDS.	PCT.	TD	INT.	LG	SCK/LST	RATING
Griese	252	121	1695	48.0	10	16	53t	33/289	56.9
Norton	148	65	709	43.9	2	11	29	18/175	32.2
Stofa	23	14	146	60.9	0	2	42	2/17	43.0
Seiple	1	1	8	100.0	0	0	8	0/0	118.8
DOLPHINS	424	201	2077	47.4	12	29	53t	53/481	42.9
OPPONENTS	404	196	2637	48.5	25	18	93t	28/208	71.8

Twiley	10	158	15.8	33	1
Moreau	10	136	13.6	35	0
Mitchell	10	125	12.5	34	0
Morris	6	65	10.8	29	0
Boutwell	4	29	7.3	12	0
Mertens	2	26	13.0	15	0
Hines	2	23	11.5	22	0
Pryor	2	-3	-1.5	0	0
Darnall	1	13	13.0	13	0
Anderson.....	1	8	8.0	8	0

DOLPHINS	201	2558	12.7	53t	12
OPPONENTS	196	2845	14.5	93t	25

INTERCEPTIONS NO.	YDS.	AVG.	LG	TD	
Mumphord	5	102	20.4	51	0
Anderson.....	3	106	35.3	40	0
Buoniconti.....	3	27	9.0	24	0
Weisacosky	3	10	3.3	7	0
Stanfill	2	32	16.0	17t	2
Patrella	1	33	33.0	33	0
Beier	1	7	7.0	7	0

DOLPHINS	18	317	17.6	51	2
OPPONENTS	29	596	20.6	76t	3

PUNTING	NO.	YDS.	AVG.	LG	BK
Seiple	80	3263	40.8	66	2
Anderson.....	5	188	37.6	49	0

DOLPHINS	85	3451	40.6	66	2
OPPONENTS	80	3526	44.1	61	0

PUNT RET.	NO.	YDS.	AVG.	LG	TD
Morris	25	172	6.9	38	0
Anderson.....	12	82	6.8	29	0
Beier	5	8	1.6	9	0
Milton	1	4	4.0	4	0
Twiley	1	0	0.0	0	0
McCullers	1	0	0.0	0	0

DOLPHINS	45	266	5.9	38	0
OPPONENTS	30	130	4.3	22	0

KICKOFF RET.	NO.	YDS.	AVG.	LG	TD
Morris	43	1136	26.4	105t	1
Milton	8	166	20.8	37	0
Beier	4	58	14.5	17	0
Mertens	2	1	0.5	1	0
Hines	1	22	22.0	22	0
Mumphord	1	0	0.0	0	0
Warren	1	0	0.0	0	0

DOLPHINS	60	1383	23.1	105t	1
OPPONENTS	47	1073	22.8	73	0

SCORING	Ru	Pa	Rt	PAT	FG	S	2	PT
Kremser	0	0	0	26/27	13/22	0	0	65
Kick	9	1	0	0	0	0	0	60
Seiple	0	5	0	0	0	0	0	30
Csonka	2	1	0	0	0	0	0	18
Noonan	0	3	0	0	0	0	0	18
Morris	1	0	1	0	0	0	0	12
Stanfill	0	0	2	0	0	0	0	12
Clancy	0	1	0	0	0	0	0	6
Milton	0	0	1	0	0	0	0	6
Twiley	0	1	0	0	0	0	0	6

DOLPHINS 12	12	4	26/27	13/22	0	0	233
OPPONENTS 9	25	3	32/33	24/36	0	1	332

FIELD GOALS 1-19 20-29 30-39 40-49 50+

Kremser	4/4	4/4	5/9	0/5	0/0
---------------	-----	-----	-----	-----	-----

DOLPHINS	4/4	4/4	5/9	0/5	0/0
OPPONENTS	9/10	5/9	7/10	3/5	0/2

TWO-POINT CONVERSIONS

DOLPHINS 0-1, OPPONENTS 1-4

SACKS

Stanfill 8.0, Edmunds 5.0, Fournace 4.0, Richardson 3.0, Riley 3.0, Buoniconti 2.0, Weisacosky 2.0, McCullers 1.0.

DOLPHINS 28.0, OPPONENTS 53.0

STARTERS

OFFENSE

WR - Jack Clancy (7), Gene Milton (6), Howard Twiley (1)

LT - Doug Crusan (14)

LG - Maxie Williams (12), Larry Little (2)

C - Tom Goode (14)

RG - Larry Little (8), Billy Neighbors (6)

RT - Norm Evans (12), John Boynton (2)

TE - Larry Seiple (8), Doug Moreau (5), *Jim Mertens (1)

WR - Karl Noonan (13), Jimmy Hines (1)

QB - Bob Griese (9), Rick Norton (5)

RB - Jim Kick (14)

FB - Larry Csonka (11), Stan Mitchell (3)

DEFENSE

LDE - Jim Riley (14)

LDT - Manny Fernandez (13), *Bob Heinz (1)

RDT - John Richardson (14)

RDE - *Bill Stanfill (13), *Norm McBride (1)

LLB - Randall Edmunds (14)

MLB - Nick Buoniconti (13), Frank Emanuel (11)

LB - Ed Weisacosky (14)

LCB - Jimmy Warren (13), *Lloyd Mumford (1)

RCB - *Lloyd Mumford (8), Dick Westmorland (5), Bob Petrella (1)

SS - Tom Beier (7), Bob Petrella (7)

FS - Dick Anderson (14)

* Indicates Rookie

1970 FINAL STATISTICS (10-4)

DATE	OPPONENT	SCORE	W/L	ATT.
9/20	at Boston	14-27	L	27,265
9/27	at Houston	20-10	W	38,779
10/3	OAKLAND	20-13	W	54,412
10/10	at N.Y. Jets	20-6	W	61,801
10/18	at Buffalo	33-14	W	40,820
10/25	CLEVELAND	0-28	L	70,872
11/1	at Baltimore	0-35	L	59,305
11/8	at Philadelphia	17-24	L	53,149
11/15	NEW ORLEANS	21-10	W	41,557
11/22	BALTIMORE	34-17	W	63,362
11/30	at Atlanta	20-7	W	53,303
12/6	BOSTON	37-20	W	46,370
12/13	N.Y. JETS	16-10	W	71,892
12/20	BUFFALO	45-7	W	64,957

TEAM STATISTICS	MIA.	OPP.
TOTAL FIRST DOWNS	228	226
By Rushing	106	82
By Passing	100	128
By Penalty	22	16
TOTAL NET YARDS	4039	4004
Average Per Game	288.5	286.0
Total Plays	827	808
Average Per Play	4.9	5.0
NET YARDS RUSHING	2082	1453
Average Per Game	148.7	103.8
Total Rushes	492	387
NET YARDS PASSING	1957	2551
Average Per Game	139.8	182.2
Tackled/Yards Lost	36/327	16/157
Gross Yards	2284	2708
Attempts/Completions	299/159	403/234
Completion Percentage	53.2	58.0
Had Intercepted	19	23
PUNTS/AVERAGE	58/41.2	63/41.7
PENALTIES/YARDS	77/834	68/704
FUMBLES/BALL LOST	24/11	24/15
TOUCHDOWNS	33	28
By Rushing	14	8
By Passing	15	17
By Returns	4	3

Score By Quarters	1	2	3	4	Total
DOLPHINS	82	84	45	86	- 297
OPPONENTS	35	85	45	63	- 228

RUSHING	NO.	YDS.	AVG.	LG	TD
Csonka	193	874	4.5	53	6
Kick	191	658	3.4	56	6
Morris	60	409	6.8	40	0
Griese	26	89	3.4	16	2
Mitchell	8	23	2.9	9	0
Seiple	2	21	10.5	24	0
Warfield	2	13	6.5	16	0
Stofa	2	5	2.5	4	0
Pryor	2	0	0.0	0	0
Ginn	5	-1	-0.2	8	0
Noonan	1	-9	-9.0	-9	0
DOLPHINS	492	2082	4.2	56	14
OPPONENTS	387	1453	3.8	26	8

RECEIVING	NO.	YDS.	AVG.	LG	TD
Kick	42	497	11.8	47	0
Warfield	28	703	25.1	54	6
Twilley	22	281	12.8	23t	5
Fleming	18	205	11.4	36	0
Morris	12	149	12.4	50	0

PASSING	ATT.	COMP.	YDS.	PCT.	TD	INT.	LG	SCK/LST	RATING
Griese	245	142	2019	58.0	12	17	54	31/282	72.1
Stofa	53	16	240	30.2	3	2	52t	5/45	49.3
Kick	1	1	25	100.0	0	0	25	0/0	118.8
DOLPHINS	299	159	2284	53.2	15	19	54	36/327	68.5
OPPONENTS	403	234	2708	58.0	17	22	46	16/157	69.8

Csonka	11	94	8.5	54	0
Noonan	10	186	18.6	51t	1
W. Richardson	7	67	9.6	27	1
Mitchell	6	85	14.2	36t	1
Seiple	2	14	7.0	7	0
Mandich	1	3	3.0	3t	1
DOLPHINS	159	2284	14.4	54	15
OPPONENTS	234	2708	11.6	46	17

INTERCEPTIONS	NO.	YDS.	AVG.	LG	TD
Anderson	8	191	23.9	86	0
Scott	5	112	22.4	47	0
Mumphord	5	35	7.0	32t	1
Johnson	3	29	9.7	21	0
Brown	1	32	32.0	32	0
Davis	1	15	15.0	15	0
DOLPHINS	23	414	18.0	86	1
OPPONENTS	19	258	13.6	56t	1

PUNTING	NO.	YDS.	AVG.	LG	BK
Seiple	58	2392	41.2	67	0
DOLPHINS	58	2392	41.2	67	0
OPPONENTS	63	2624	41.7	62	0

PUNT RET.	NO.	YDS.	AVG.	LG	TD
Scott	27	290	10.7	77t	1
Morris	2	-1	-0.5	0	0
Anderson	1	6	6.0	6	0
DOLPHINS	30	295	9.8	77t	1
OPPONENTS	21	241	12.1	80t	1

KICKOFF RET.	NO.	YDS.	AVG.	LG	TD
Morris	28	812	29.0	96t	1
Ginn	5	59	11.8	26	0
Scott	4	117	29.3	42	0
Mitchell	4	35	8.8	17	0
Seiple	2	5	2.5	3	0
Mandich	2	0	0.0	0	0
Anderson	1	8	8.0	8	0
Foley	1	0	0.0	0	0
Brown	1	0	0.0	0	0
DOLPHINS	48	1036	21.6	96t	1
OPPONENTS	55	1142	20.8	99t	1

SCORING	Ru	Pa	Rt	PAT	FG	S	TP
Yepremian	0	0	0	31/31	22/29	0	97
Warfield	0	6	0	0	0	0	36
Csonka	6	0	0	0	0	0	36
Kick	6	0	0	0	0	0	36
Twilley	0	5	0	0	0	0	30
Griese	2	0	0	0	0	0	12
Mumphord	0	0	2	0	0	0	12
Mandich	0	1	0	0	0	0	6
Noonan	0	1	0	0	0	0	6
W. Richardson	0	1	0	0	0	0	6
Scott	0	0	1	0	0	0	6
Morris	0	0	1	0	0	0	6
Mitchell	0	1	0	0	0	0	6
Kremser	0	0	0	2/2	0/1	0	2
DOLPHINS	14	15	433/33	22/30	0	297	0
OPPONENTS	8	17	327/28	11/22	0	228	0

FIELD GOALS	1-19	20-29	30-39	40-49	50+
Yepremian	4/4	2/3	5/6	11/15	0/1
Kremser	0/0	0/1	0/0	0/0	0/0
DOLPHINS	4/4	2/4	5/6	11/15	0/1
OPPONENTS	5/5	3/4	2/3	1/8	0/3

SACKS	
Stanfill	6.0
Fernandez	4.5
J. Richardson	2.5
Riley	2.0
Anderson	1.0
DOLPHINS	16.0
OPPONENTS	36.0

STARTERS	
OFFENSE	
WR - Paul Warfield (11), Karl Noonan (3)	
LT - Doug Crusan (14)	
LG - Maxie Williams (9), Bob Kuechenberg (5)	
C - Bob DeMarco (11), Carl Mauck (3)	
RG - Larry Little (14)	
RT - Norm Evans (14)	
WR - Howard Twilley (13), Willie Richardson (1)	
TE - Marv Fleming (14)	
QB - Bob Griese (14)	
RB - Jim Kick (14)	
FB - Larry Csonka (14)	

DEFENSE
LDE - Jim Riley (14)
LDT - Manny Fernandez (12), Frank Cornish (1), Bob Heinz (1)
RDT - John Richardson (14)
RDE - Bill Stanfill (14)
LLB - *Doug Swift (8), Ted Davis (6)
MLB - Nick Buoniconti (14)
RLB - *Mike Kolen (14)
LCB - *Curtis Johnson (14)
RCB - Lloyd Mumphord (14)
SS - Dick Anderson (13), *Jake Scott (1)
FS - *Jake Scott (13), Dick Anderson (1)

* Indicates Rookie

1971 FINAL STATISTICS (10-3-1)

DATE	OPPONENT	SCORE	W/L	ATT.
9/19	at Denver	10-10	T	50,499
9/26	at Buffalo	29-14	W	44,626
10/3	N.Y. JETS	10-14	L	67,161
10/10	at Cincinnati	23-13	W	59,090
10/17	NEW ENGLAND	41-3	W	56,222
10/24	at N.Y. Jets	30-14	W	61,170
10/31	at Los Angeles	20-14	W	68,386
11/7	BUFFALO	34-0	W	57,748
11/14	PITTSBURGH	24-21	W	63,178
11/21	BALTIMORE	17-14	W	73,063
11/29	CHICAGO	34-3	W	73,071
12/5	at New England	13-34	L	60,110
12/11	at Baltimore	3-14	L	59,293
12/19	GREEN BAY	27-6	W	74,215

TEAM STATISTICS	MIA.	OPP.
TOTAL FIRST DOWNS	232	214
By Rushing	121	93
By Passing	94	111
By Penalty	17	10
TOTAL NET YARDS.....	4412	3661
Average Per Game	315.1	261.5
Total Plays	803	791
Average Per Play.....	5.4	4.7
NET YARDS RUSHING	2429	1661
Average Per Game	173.5	118.6
Total Rushes	486	403
NET YARDS PASSING	1983	2000
Average Per Game	141.6	142.9
Tackled/Yards Lost.....	25/265	35/293
Gross Yards	2248	2293
Attempts/Completions ..	293/156	363/206
Completion Percentage ..	53.2	56.7
Had Intercepted	10	17
PUNTS/AVERAGE	52/40.1	72/40.7
PENALTIES/YARDS	65/632	64/561
FUMBLES/BALL LOST	22/13	38/14
TOUCHDOWNS	33	21
By Rushing	11	10
By Passing	20	10
By Returns	2	1

Score By Quarters	1	2	3	4	Total
DOLPHINS.....	81	76	79	79	- 315
OPPONENTS	65	23	44	42	- 174

RUSHING	NO.	YDS.	AVG.	LG	TD
Csonka	195	1051	5.4	28	7
Kick	162	738	4.6	34	3
Morris	57	315	5.5	51	1
Warfield.....	9	115	12.8	39	0
Ginn	22	97	4.4	46	0
Griese	26	82	3.2	21	0
Leigh	5	15	3.0	7	0
Seiple	1	14	14.0	14	0
Cole	3	11	3.7	4	0
Mira	6	-9	-1.5	0	0
DOLPHINS	486	2429	4.9	51	11
OPPONENTS	403	1661	4.1	46	10

RECEIVING	NO.	YDS.	AVG.	LG	TD
Warfield.....	43	996	23.2	86t	11
Kick	40	338	8.5	27	0
Twilley	23	349	15.2	41	4
Fleming	13	137	10.5	23	2
Csonka	13	113	8.7	25	1
Noonan	10	180	18.0	43	0
Stowe	5	68	13.6	21	1

PASSING	ATT.	COMP.	YDS.	PCT.	TD	INT.	LG	SCK/LST	RATING
Griese.....	263	145	2089	55.1	19	9	86t	23/248	90.9
Mira	30	11	159	36.7	1	1	43	2/17	51.9
DOLPHINS	293	156	2248	53.2	20	10	86t	25/265	87.0
OPPONENTS	363	206	2293	56.8	10	17	51	35/293	65.4

Morris	5	16	3.2	11	0
Mandich	3	19	6.3	10	1
Seiple	1	32	32.0	32	0
DOLPHINS	156	2248	14.4	86t	20
OPPONENTS	206	2293	11.1	51	10

INTERCEPTIONS NO.	YDS.	AVG.	LG	TD	
Scott	7	34	4.9	21	0
Foley	4	14	3.5	18	0
Johnson.....	2	34	17.0	34	0
Anderson.....	2	33	16.5	33	0
Buoniconti.....	1	16	16.0	16	0
Swift	1	12	12.0	12	0
DOLPHINS	17	143	9.0	34	0
OPPONENTS	10	166	16.6	53t	1

PUNTING	NO.	YDS.	AVG.	LG	BK
Seiple	52	2087	40.1	73	1
DOLPHINS	52	2087	40.1	73	1
OPPONENTS	72	2935	40.4	58	0

PUNT RET.	NO.	YDS.	AVG.	LG	TD
Scott	33	318	9.6	31	0
Anderson.....	8	114	14.3	47	0
DOLPHINS	41	432	10.5	47	0
OPPONENTS	26	106	4.1	29	0

KICKOFF RET.	NO.	YDS.	AVG.	LG	TD
Morris	15	423	28.2	94t	1
Ginn	10	252	25.2	35	0
Leigh	4	99	24.8	31	0
Matheson	3	32	10.7	16	0
DOLPHINS	32	806	25.2	94t	1
OPPONENTS	59	1180	20.0	35	0

SCORING	Ru	Pa	Rt	PAT	FG	S	TP
Yepreman.....	0	0	0	33/33	28/40	0	117
Warfield	0	11	0	0	0	0	66
Csonka	7	1	0	0	0	0	48
Twilley.....	0	4	0	0	0	0	24
Kick	3	0	0	0	0	0	18
Fleming.....	0	2	0	0	0	0	12
Morris	1	0	1	0	0	0	12
Johnson	0	0	1	0	0	0	6
Mandich	0	1	0	0	0	0	6
Stowe	0	1	0	0	0	0	6
DOLPHINS	11	20	233/33	28/40	0	315	0
OPPONENTS	10	10	121/21	9/21	0	174	0

FIELD GOALS	1-19	20-29	30-39	40-49	50+
Yepreman	7/7	8/8	6/11	7/12	0/2
DOLPHINS	7/7	8/8	6/11	7/12	0/2
OPPONENTS ..	5/5	1/4	2/2	0/6	1/4

SACKS
Fernandez 8.0, Riley 7.5, Stanfill 6.5, Heinz 5.0, Cornish 2.0, Swift 2.0, Anderson 1.0, Buoniconti 1.0, Den Herder 1.0, Powell 1.0.
DOLPHINS 35.0, OPPONENTS 25.0

STARTERS
OFFENSE
WR - Paul Warfield (14)
LT - Doug Crusan (14)
LG - Bob Kuechenberg (14)
C - Bob DeMarco (14)
RG - Larry Little (14)
RT - Norm Evans (14)
TE - Marv Fleming (13), Jim Mandich (1)
WR - Howard Twilley (12), *Otto Stowe (2)
QB - Bob Griese (13), George Mira (1)
RB - Jim Kick (11), Mercury Morris (3)
FB - Larry Csonka (14)

DEFENSE
LDE - Jim Riley (13), Bob Heinz (1)
LDT - Manny Fernandez (14)
RDT - Bob Heinz (7), John Richardson (5), Frank Cornish (2)
RDE - Bob Stanfill (12), Bob Heinz (2)
LLB - Doug Swift (14)
MLB - Nick Buoniconti (14)
RLB - Mike Kolen (10), Jesse Powell (3), Bob Matheson (1)
LCB - Tim Foley (14)
RCB - Curtis Johnson (10), Lloyd Mumphord (4)
SS - Dick Anderson (14)
FS - Jake Scott (14)

* Indicates Rookie

1972 FINAL STATISTICS (14-0)

DATE	OPPONENT	SCORE	W/L	ATT.
9/17	at Kansas City	20-10	W	78,736
9/24	HOUSTON	34-13	W	75,069
10/1	at Minnesota	16-14	W	45,766
10/8	at N.Y. Jets	27-17	W	61,720
10/15	SAN DIEGO	24-10	W	78,212
10/22	BUFFALO	24-23	W	78,175
10/29	at Baltimore	23-0	W	59,303
11/5	at Buffalo	30-16	W	45,659
11/12	NEW ENGLAND	52-0	W	78,148
11/19	N.Y. JETS	28-24	W	78,166
11/27	ST. LOUIS	31-10	W	78,190
12/3	at New England	37-21	W	60,144
12/10	at N.Y. Giants	23-13	W	62,728
12/16	BALTIMORE	16-0	W	78,202

TEAM STATISTICS	MIA.	OPP.
TOTAL FIRST DOWNS	291	186
By Rushing	170	76
By Passing	102	96
By Penalty	19	14
TOTAL NET YARDS.....	5036	3297
Average Per Game	359.1	235.5
Total Plays.....	893	771
Average Per Play.....	5.6	4.3
NET YARDS RUSHING	2960	1548
Average Per Game	210.8	110.6
Total Rushes	613	389
NET YARDS PASSING	2076	1749
Average Per Game	148.3	124.9
Tackled/Yards Lost.....	21/159	34/280
Gross Yards	2235	2029
Attempts/Completions	259/144	348/178
Completion Percentage ..	55.6	51.1
Had Intercepted	12	26
PUNTS/AVERAGE	44/39.4	67/41.8
PENALTIES/YARDS	68/714	70/659
FUMBLES/BALL LOST	25/16	32/20
TOUCHDOWNS	45	21
By Rushing	26	8
By Passing	17	10
By Returns	2	3

Score By Quarters	1	2	3	4	Total
DOLPHINS.....	94	108	98	85	= 385
OPPONENTS	36	47	29	59	= 171

RUSHING	NO.	YDS.	AVG.	LG	TD
Csonka	213	1117	5.2	45	6
Morris	190	1000	5.3	33	12
Kiick	137	521	3.8	26	5
Ginn	27	142	5.3	22	1
Leigh	21	79	3.8	10	0
Morrall	17	67	3.9	31t	1
Warfield	4	23	5.8	21	0
Griese	3	11	3.7	5	1
Del Gaizo	1	0	0.0	0	0
DOLPHINS	613	2960	4.8	45	26
OPPONENTS	389	1548	4.0	40	8

RECEIVING	NO.	YDS.	AVG.	LG	TD
Warfield.....	29	606	20.9	47	3
Kiick.....	21	147	7.0	15	1
Twilley.....	20	364	18.2	44	3
Briscoe	16	279	17.4	51t	4
Morris	15	168	11.2	34	0
Stowe	13	276	21.2	49	2

PASSING	ATT.	COMP.	YDS.	PCT.	TD	INT.	LG	SCK/LST	RATING
Morrall	150	83	1360	55.3	11	7	49	14/114	91.0
Griese	97	53	638	54.6	4	4	39	7/45	71.6
Del Gaizo	9	5	165	55.6	2	1	51t	0/0	100.5
Briscoe	3	3	72	100.0	0	0	26	0/0	118.8
DOLPHINS	259	144	2235	55.6	17	12	51t	21/159	86.9
OPPONENTS	348	178	2029	51.1	10	26	82t	34/280	47.5

Fleming.....	13	156	12.0	31	1
Mandich	11	168	15.3	39	3
Csonka	5	48	9.6	14	0
Ginn	1	23	23.0	23	0
DOLPHINS	144	2235	15.5	51t	17
OPPONENTS ..	178	2029	11.4	82t	10

INTERCEPTIONS	NO.	YDS.	AVG.	LG	TD
Scott	5	73	14.6	31	0
Mumford	4	50	12.5	28t	1
Anderson.....	3	34	11.3	22	0
Foley	3	25	8.3	15	0
Johnson.....	3	20	6.7	13	0
Swift	3	5	1.7	4	0
Buoniconti	2	17	8.5	10	0
Babb	1	24	24.0	24	0
Den Herder ...	1	24	24.0	24	0
Kolen	1	14	14.0	14	0
DOLPHINS	26	286	11.0	31	1
OPPONENTS ..	12	249	20.8	43	2

PUNTING	NO.	YDS.	AVG.	LG	BK
Seiple	36	1437	39.9	54	0
Lothridge.....	4	150	37.5	42	0
Anderson.....	4	147	36.8	45	0
DOLPHINS	44	1734	39.4	54	0
OPPONENTS ..	63	2613	41.8	67	2

PUNT RET.	NO.	YDS.	AVG.	LG	TD
Leigh	22	210	9.5	27	0
Scott	13	100	7.7	15	0
Anderson.....	5	19	3.8	17	0
DOLPHINS	40	329	8.2	27	0
OPPONENTS ..	17	67	3.9	13	0

KICKOFF RET.	NO.	YDS.	AVG.	LG	TD
Morris	14	334	23.9	33	0
Leigh	6	153	25.5	45	0
Matheson	2	34	17.0	17	0
Ginn	1	25	25.0	25	0
Briscoe	1	0	0.0	0	0
DOLPHINS	24	546	22.8	45	0
OPPONENTS ..	56	1283	22.9	39	0

SCORING	Ru	Pa	Rt	PAT	FG	S	TP
Yepremian.....	0	0	0	43/45	24/37	0	115
Morris	12	0	0	0	0	0	72
Csonka	6	0	0	0	0	0	36
Kiick	5	1	0	0	0	0	36
Briscoe	0	4	0	0	0	0	24
Mandich	0	3	0	0	0	0	18
Twilley.....	0	3	0	0	0	0	18
Warfield	0	3	0	0	0	0	18
Stowe	0	2	0	0	0	0	12
Anderson	0	0	1	0	0	0	6
Fleming	0	1	0	0	0	0	6
Ginn	1	0	0	0	0	0	6
Griese	1	0	0	0	0	0	6
Morrall.....	1	0	0	0	0	0	6
Mumphord	0	0	1	0	0	0	6
DOLPHINS	26	17	243/45	24/37	0	385	
OPPONENTS ..	8	10	318/21	9/16	0	171	

FIELD GOALS	1-19	20-29	30-39	40-49	49-50+
Yepremian	7/7	3/3	7/8	4/11	3/8
DOLPHINS	7/7	3/3	7/8	4/11	3/8
OPPONENTS ..	3/3	2/4	3/3	1/4	0/2

SACKS
Den Herder 10.5, Stanfill 10.0, Fernandez 5.0, Matheson 2.5, Heinz 2.0, Buoniconti 1.0, Dunaway 1.0, M. Moore 1.0, Swift 1.0.
DOLPHINS 34.0, OPPONENTS 21.0

STARTERS
OFFENSE
WR - Paul Warfield (11), Otto Stowe (3)
LT - Doug Crusan (10), Wayne Moore (4)
LG - Bob Kuechenberg (14)
C - Jim Langer (14)
RG - Larry Little (14)
RT - Norm Evans (14)
TE - Marv Fleming (14)
WR - Howard Twilley (11), Marlon Briscoe (3)
QB - Earl Morrall (9), Bob Griese (5)
RB - Mercury Morris (11), Jim Kiick (3)
FB - Larry Csonka (14)

DEFENSE
LDE - Vern Den Herder (14)
LDT - Manny Fernandez (14)
QB - Bob Heinz (8), Jim Dunaway (6)
RDE - Bill Stanfill (14)
LLB - Doug Swift (14)
MLB - Nick Buoniconti (14)
RLB - Mike Kolen (13), Bob Matheson (1)
LCB - Tim Foley (13), Curtis Johnson (1)
RCB - Curtis Johnson (13), Tim Foley (1)
SS - Jake Scott (13), Dick Anderson (1)
FS - Dick Anderson (13), Jake Scott (1)

1973 FINAL STATISTICS (12-2)

DATE	OPPONENT	SCORE	W/L	ATT.
9/16	SAN FRANCISCO	21-13	W	68,275
9/23	at Oakland	7-12	L	74,121
9/30	NEW ENGLAND	44-23	W	62,508
10/7	N.Y. JETS	31-3	W	63,850
10/15	at Cleveland	17-9	W	72,070
10/21	BUFFALO	27-6	W	65,241
10/28	at New England	30-14	W	57,617
11/4	at N.Y. Jets	24-14	W	57,591
11/11	BALTIMORE	44-0	W	60,332
11/18	at Buffalo	17-0	W	77,138
11/22	at Dallas	14-7	W	58,089
12/3	PITTSBURGH	30-26	W	68,901
12/9	at Baltimore	3-16	L	41,005
12/15	DETROIT	34-7	W	53,375

TEAM STATISTICS	MIA.	OPP.
TOTAL FIRST DOWNS	215	195
By Rushing	111	109
By Passing	91	78
By Penalty	13	8
Third Down: Made/Att.....	67/175	86/231
TOTAL NET YARDS.....	4103	3281
Average Per Game	293.1	234.4
Total Plays	776	876
Average Per Play.....	5.3	3.7
NET YARDS RUSHING	2521	1991
Average Per Game	180.1	142.2
Total Rushes	507	511
NET YARDS PASSING	1582	1290
Average Per Game	113.0	92.1
Tackled/Yards Lost.....	13/93	45/314
Gross Yards	1675	1604
Attempts/Completions	256/133	320/151
Completion Percentage ..	52.0	47.2
Had Intercepted	12	21
PUNTS/AVERAGE	48/42.3	76/38.4
PENALTIES/YARDS	52/416	61/616
FUMBLES/BALL LOST.....	22/16	29/8
TOUCHDOWNS	38	15
By Rushing	16	10
By Passing	17	5
By Returns	5	0

Score By Quarters	1	2	3	4	OT	Total
DOLPHINS	106	117	53	67	0	343
OPPONENTS	19	50	35	46	0	150

RUSHING	NO.	YDS.	AVG.	LG	TD
Csonka	219	1003	4.6	25	5
Morris	149	954	6.4	70t	10
Kick	76	257	3.4	32	0
Leigh	22	134	6.1	34t	1
Nottingham.....	24	134	5.6	30	0
Griese	13	20	1.5	21	0
Warfield.....	1	15	15.0	15	0
Morrall.....	1	9	9.0	9	0
Briscoe	2	-5	-2.5	2	0
DOLPHINS	507	2521	5.0	70t	16
OPPONENTS	511	1991	3.9	36	10

RECEIVING	NO.	YDS.	AVG.	LG	TD
Briscoe	30	447	14.9	53	2
Warfield.....	29	514	17.7	45	11
Kick	27	208	7.7	22	0
Mandich	24	302	12.6	28t	4
Csonka	7	22	3.1	9	0
Morris	4	51	12.8	36	0
Leigh	4	9	2.3	7	0

PASSING	ATT.	COMP.	YDS.	PCT.	TD	INT.	LG	SCK/LST	RATING
Griese.....	218	116	1422	53.2	17	8	46	11/75	84.3
Morrall.....	38	17	253	44.7	0	4	53	2/18	27.5
DOLPHINS	256	133	1675	52.0	17	12	53	13/93	72.3
OPPONENTS	320	151	1604	47.2	5	21	42	45/314	40.2

Fleming	3	22	7.3	15	0
Sellers	2	54	27.0	42	0
Twilley	2	30	15.0	19	0
Nottingham.....	1	16	16.0	16	0
DOLPHINS	133	1675	12.6	53	17
OPPONENTS	151	1604	10.6	42	5

INTERCEPTIONS NO.	YDS.	AVG.	LG	TD	
Anderson.....	8	163	20.4	38t	2
Scott	4	71	17.8	29	0
Kolen	2	54	27.0	29	0
Foley	2	22	11.0	15	0
Johnson.....	2	19	9.5	17	0
Stuckey	1	4	4.0	4	0
Ball	1	2	2.0	2	0
Swift	1	0	0.0	0	0
DOLPHINS	21	335	16.0	38t	2
OPPONENTS	12	190	15.8	48	0

PUNTING	NO.	YDS.	AVG.	LG	BK
Seiple	48	2031	42.3	57	0
DOLPHINS	48	2031	42.3	57	0
OPPONENTS	76	2918	38.4	60	2

PUNT RET.	NO.	YDS.	AVG.	LG	TD
Scott	22	266	12.1	33	0
Leigh	9	64	7.1	26	0
Anderson.....	6	52	8.7	27	0
DOLPHINS	37	382	10.3	33	0
OPPONENTS	28	182	6.5	27	0

KICKOFF RET.	NO.	YDS.	AVG.	LG	TD
Morris	11	242	22.0	29	0
Leigh	9	251	27.9	51	0
Scott	2	20	10.0	20	0
Bannon	1	10	10.0	10	0
Seiple	1	0	0.0	0	0
DOLPHINS	24	523	21.8	51	0
OPPONENTS	56	1116	19.9	42	0

SCORING	Ru	Pa	Rt	PAT	FG	S	PT
Yepremian.....	0	0	0	0	38/38	25/37	0 113
Warfield	0	11	0	0	0	0	0 66
Morris	10	0	0	0	0	0	0 60
Csonka	5	0	0	0	0	0	0 30
Mandich	0	4	0	0	0	0	0 24
Anderson	0	0	2	0	0	0	0 12
Briscoe	0	2	0	0	0	0	0 12
Foley	0	0	2	0	0	0	0 12
Buoniconti.....	0	0	1	0	0	0	0 6
Leigh	1	0	0	0	0	0	0 6
Johnson.....	0	0	0	0	0	1	2
DOLPHINS	16	17	538/38	25/37	1	343	
OPPONENTS	10	5	013/15	15/27	0	150	

FIELD GOALS	1-19	20-29	30-39	40-49	50+
Yepremian	5/5	8/10	6/9	5/9	1/4
DOLPHINS	5/5	8/10	6/9	5/9	1/4
OPPONENTS ..	5/5	0/2	6/8	3/8	1/4

SACKS
Stanfill 18.5, Den Herder 10.0, Fernandez 6.5, Matheson 3.0, Heinz 2.5, Ball 2.0, Buoniconti 1.0, M. Moore 1.0, Swift 0.5.
DOLPHINS 45.0, OPPONENTS 13.0

STARTERS
OFFENSE

WR - Paul Warfield (14)
 LT - Wayne Moore (12), Doug Crusan (2)
 LG - Bob Kuechenberg (13), Irv Goode (1)
 C - Jim Langer (14)
 RG - Larry Little (13), *Ed Newman (1)
 RT - Norm Evans (14)
 TE - Marv Fleming (11), Jim Mandich (3)
 WR - Marlin Briscoe (14)
 QB - Bob Griese (13), Earl Morrall (1)
 RB - Mercury Morris (10), Jim Kick (4)
 FB - Larry Csonka (14)

DEFENSE
LDE - Vern Den Herder (14)
LDT - Manny Fernandez (13), Mautly Moore (1)
RDE - Bob Heinz (13), Larry Woods (1)
RDE - Bill Stanfill (13), Bob Heinz (1)
LLB - Doug Swift (14)
MLB - Nick Buoniconti (13), Bob Matheson (1)
LCB - Mike Kolen (13), Bob Matheson (1)
RCB - Tim Foley (10), Lloyd Mumphord (3), Curtis Johnson (1)
RCB - Curtis Johnson (13), Dick Anderson (1)
SS - Jake Scott (13), Dick Anderson (1)
FS - Dick Anderson (12), Tim Foley (1), Jake Scott (1)

* Indicates Rookie

1975 FINAL STATISTICS (10-4)

DATE	OPPONENT	SCORE	W/L	ATT.
9/22	OAKLAND	21-31	L	78,744
9/28	at New England	22-14	W	60,602
10/5	at Green Bay	31-7	W	55,270
10/12	PHILADELPHIA	24-16	W	60,127
10/19	at N.Y. Jets	43-0	W	47,191
10/26	at Buffalo	35-30	W	79,080
11/2	at Chicago	46-13	W	51,298
11/9	N.Y. JETS	27-7	W	72,896
11/16	at Houston	19-20	L	48,892
11/23	BALTIMORE	17-33	L	61,986
12/1	NEW ENGLAND	20-7	W	61,963
12/7	BUFFALO	31-21	W	74,573
12/14	at Baltimore	7-10(OT)	L	59,398
12/20	DENVER	14-13	W	43,064

TEAM STATISTICS	MIA.	OPP.
TOTAL FIRST DOWNS	266	224
By Rushing	136	92
By Passing	108	113
By Penalty	22	19
TOTAL NET YARDS.....	4509	3789
Average Per Game	322.1	270.6
Total Plays	896	858
Average Per Play.....	5.0	4.4
NET YARDS RUSHING	2500	1768
Average Per Game	178.6	126.3
Total Rushes	594	443
NET YARDS PASSING	2009	2021
Average Per Game	143.5	144.4
Tackled/Yards Lost.....	23/187	40/314
Gross Yards	2196	2335
Attempts/Completions ..	279/170	375/200
Completion Percentage ..	60.9	53.3
Had Intercepted	17	21
PUNTS/AVERAGE	65/38.6	72/40.0
PENALTIES/YARDS	74/575	82/716
FUMBLES/BALL LOST	20/9	23/9
TOUCHDOWNS	46	27
By Rushing	26	14
By Passing	19	9
By Returns	1	4

Score By Quarters	1	2	3	4	OT	Total
DOLPHINS	44	116	99	98	0	357
OPPONENTS	48	53	45	73	3	222

RUSHING	NO.	YDS.	AVG.	LG	TD
Morris	219	875	4.0	49	4
Nottingham.....	168	718	4.3	56	12
Bulaich	78	309	4.0	30	5
Malone	65	220	3.4	20	3
Solomon	4	87	21.8	35	0
Ginn	21	78	3.7	14	0
N. Moore.....	8	69	8.6	36	0
Griese	17	59	3.5	17	1
Strock	6	38	6.3	18	1
Morrall.....	4	33	8.3	16	0
Winfrey	3	10	3.3	5	0
Seiple	1	4	4.0	4	0
DOLPHINS	594	2500	4.2	56	26
OPPONENTS	443	1768	4.0	39	15

RECEIVING	NO.	YDS.	AVG.	LG	TD
N. Moore.....	40	705	17.6	79t	4
Bulaich	32	276	8.6	59t	5
Twilley	24	366	15.3	32	4
Solomon	22	339	15.4	58t	2

PASSING	ATT.	COMP.	YDS.	PCT.	TD	INT.	LG	SCK/LST	RATING
Griese	191	118	1693	61.8	14	13	79t	16/131	86.6
Strock	45	26	230	57.8	2	2	25	3/29	67.9
Morrall.....	43	26	273	60.5	3	2	31	4/27	82.7
DOLPHINS	279	170	2196	60.9	19	17	79t	23/187	82.9
OPPONENTS	375	200	2335	53.3	9	21	62t	40/314	57.1

Mandich	21	217	10.3	32t	4
Seiple	10	84	8.4	15	0
Nottingham.....	9	66	7.3	18	0
Tillman.....	5	60	12.0	16	0
Ginn	3	21	7.0	8	0
Malone	2	47	23.5	43	0
Morris	2	15	7.5	10	0
DOLPHINS	170	2196	12.9	79t	19
OPPONENTS	200	2335	11.7	62t	9

INTERCEPTIONS	NO.	YDS.	AVG.	LG	TD
---------------	-----	------	------	----	----

Scott	6	60	10.0	38	0
Johnson.....	4	41	10.3	17	0
Babb	4	18	4.5	18	0
Matheson	3	32	10.7	22	0
Rhone	2	2	1.0	2	0
Towle	1	16	16.0	16	0
Kolen.....	1	14	14.0	14	0
DOLPHINS	21	183	8.7	38	0
OPPONENTS	17	214	12.6	50	1

PUNTING	NO.	YDS.	AVG.	LG	BK
---------	-----	------	------	----	----

Seiple	65	2506	38.6	61	0
DOLPHINS	65	2506	38.6	61	0
OPPONENTS	72	2880	40.0	57	1

PUNT RET.	NO.	YDS.	AVG.	LG	TD
-----------	-----	------	------	----	----

Solomon	26	320	12.3	50t	1
N. Moore.....	8	80	10.0	29	0
Babb	7	95	13.6	46	0
Scott	1	10	10.0	10	0
Ginn.....	1	4	4.0	4	0
DOLPHINS	43	509	11.8	50t	1
OPPONENTS	34	373	11.0	83t	1

KICKOFF RET.	NO.	YDS.	AVG.	LG	TD
--------------	-----	------	------	----	----

Solomon	17	348	20.5	31	0
N. Moore.....	9	243	27.0	42	0
Ginn	9	235	26.1	39	0
Nottingham.....	3	80	26.7	27	0
Winfrey	1	25	25.0	25	0
Malone	1	18	18.0	18	0
DOLPHINS	40	949	23.7	42	0
OPPONENTS	65	1549	23.8	102t	1

SCORING	Ru	Pa	Rt	PAT	FG	S	TP
---------	----	----	----	-----	----	---	----

Yepremian.....	0	0	0	0/40/46	13/16	0	79
Nottingham.....	12	0	0	0	0	0	72
Bulaich	5	5	0	0	0	0	60
Mandich	0	4	0	0	0	0	24
N. Moore.....	0	4	0	0	0	0	24
Morris	4	0	0	0	0	0	24
Twilley.....	0	4	0	0	0	0	24
Malone	3	0	0	0	0	0	18
Solomon	0	2	1	0	0	0	18
Griese	1	0	0	0	0	0	6
Strock	1	0	0	0	0	0	6
Reese	0	0	0	0	0	1	2
DOLPHINS	26	19	140/46	13/16	1	357	
OPPONENTS	15	9	325/27	11/21	1	222	

FIELD GOALS	1-19	20-29	30-39	40-49	49-50+
-------------	------	-------	-------	-------	--------

Yepremian	1/1	5/5	6/7	1/2	0/1
DOLPHINS	1/1	5/5	6/7	1/2	0/1
OPPONENTS	0/0	3/5	4/6	4/10	0/0

SACKS
Den Herder 11.0, Crowder 7.5, Reese 7.5, Stanfill 6.5, Matheson 2.0, Andrews 1.5, Johnson 1.0, Kolen 1.0, Rhone 1.0, Swift 1.0.
DOLPHINS 40.0, OPPONENTS 23.0

STARTERS

OFFENSE

WR - Nat Moore (14)
LT - Wayne Moore (14)
LG - Bob Kuechenberg (14)
C - Jim Langer (14)
RG - Larry Little (14)
RT - Norm Evans (13), *Darryl Carlton (1)
TE - Andre Tillman (8), Jim Mandich (6)
WR - Howard Twilley (8), *Freddie Solomon (5), Jim McFarland (1)
QB - Bob Griese (10), Don Strock (3), Earl Morrall (1)
RB - Mercury Morris (14)
FB - Don Nottingham (13), Norm Bulaich (1)

DEFENSE

LDE - Vern Den Herder (14)
LDT - Randy Crowder (11), Manny Fernandez (3)
ROD - Don Reese (11), Manny Fernandez (1)
RDE - Bill Stanfill (8), *Steve Towle (4), John Andrews (2)
LLB - Doug Swift (13), *Steve Towle (1)
MLB - Mike Kolen (9), *Steve Towle (4), *Earnie Rhone (1)
RLB - Bob Matheson (13), *Earnie Rhone (1)
LCB - Tim Foley (9), Jeris White (5)
RCB - Curtis Johnson (14)
FS - Jake Scott (14)
SS - Charlie Babb (14)
4th LB - *Earnie Rhone (2)

* Indicates Rookie

1976 FINAL STATISTICS (6-8)

DATE	OPPONENT	SCORE	W/L	ATT.
9/13	at Buffalo	30-21	W	77,683
9/19	at New England	14-30	L	46,053
9/26	N.Y. JETS	16-0	W	49,754
10/3	LOS ANGELES	28-31	L	60,753
10/10	at Baltimore	14-28	L	58,832
10/17	KANSAS CITY	17-20(OT)	L	43,325
10/24	at Tampa Bay	23-20	W	59,155
10/31	NEW ENGLAND	10-3	W	52,863
11/7	at N.Y. Jets	27-7	W	53,344
11/14	at Pittsburgh	3-14	L	48,945
11/22	BALTIMORE	16-17	L	62,104
11/28	at Cleveland	13-17	L	74,715
12/5	BUFFALO	45-27	W	43,475
12/11	MINNESOTA	7-29	L	46,543

TEAM STATISTICS	MIA.	OPP.
TOTAL FIRST DOWNS	267	268
By Rushing	122	125
By Passing	125	131
By Penalty	20	12
TOTAL NET YARDS.....	4386	5081
Average Per Game	313.3	362.9
Total Plays.....	874	892
Average Per Play.....	5.0	5.7
NET YARDS RUSHING	2118	2411
Average Per Game	151.3	172.2
Total Rushes	491	525
NET YARDS PASSING	2268	2670
Average Per Game	162.0	190.7
Tackled/Yards Lost.....	37/336	20/193
Gross Yards	2604	2863
Attempts/Completions	346/193	347/195
Completion Percentage	55.8	56.2
Had Intercepted	15	11
PUNTS/AVERAGE	62/38.2	63/41.1
PENALTIES/YARDS	70/582	94/716
FUMBLES/BALL LOST	14/8	31/18
TOUCHDOWNS	31	34
By Rushing	15	14
By Passing	15	20
By Returns	1	0

Score By Quarters	1	2	3	4	OT	Total
DOLPHINS	27	98	64	74	0	263
OPPONENTS	31	93	62	75	3	264

RUSHING	NO.	YDS.	AVG.	LG	TD
Malone	186	797	4.3	31	4
Bulaich	122	540	4.4	35	4
Winfrey	52	205	3.9	13	1
Nottingham....	63	185	2.9	13	3
Griese	23	108	4.7	26	0
Davis	31	160	5.2	57	1
N. Moore.....	4	36	9.0	21	0
Seiple	3	14	4.7	7	0
Solomon	4	60	15.0	59t	1
Strock	2	13	6.5	11	1
Heath	1	0	0.0	0	0
DOLPHINS	491	2118	4.3	59t	15
OPPONENTS	525	2411	4.6	75t	14

RECEIVING	NO.	YDS.	AVG.	LG	TD
N. Moore.....	33	625	18.9	67t	4
Bulaich	28	151	5.4	25	0
Solomon	27	453	16.8	53t	2

PASSING	ATT.	COMP.	YDS.	PCT.	TD	INT.	LG	SCK/LST	RATING
Griese	272	162	2097	59.6	11	12	47t	30/266	78.9
Strock	47	21	359	44.7	3	2	53t	4/41	74.6
Morrall.....	26	10	148	38.5	1	1	67t	3/29	54.7
Solomon	1	0	0	0.0	0	0	0	0.0	39.6
DOLPHINS	346	193	2604	55.8	15	15	67t	37/336	76.4
OPPONENTS	347	195	2863	56.2	20	11	64	20/193	89.0

Harris.....	22	372	16.9	44	1
Mandich.....	22	260	11.8	31	4
Twilley.....	14	214	15.3	39	1
Tillman.....	13	130	10.0	16	1
Seiple	10	138	13.8	25	1
Malone	9	103	11.4	16	1
Winfrey	6	55	9.2	36	0
Nottingham....	4	33	8.3	29	0
Davis	2	8	4.0	6	0
McCreary.....	2	51	25.5	30	0
Holmes.....	1	11	11.0	11	0

DOLPHINS	193	2604	13.5	67t	15
OPPONENTS	195	2863	14.7	64	20

INTERCEPTIONS	NO.	YDS.	AVG.	LG	TD
Ellis	2	40	20.0	40	0
Matheson	2	34	17.0	34	0
Babb	2	20	10.0	20	0
White	2	4	2.0	4	0
Anderson.....	1	32	32.0	32	0
Johnson.....	1	14	14.0	14	0
Salter	1	0	0.0	0	0
DOLPHINS	11	144	13.1	40	0
OPPONENTS	15	128	8.5	33	0

PUNTING	NO.	YDS.	AVG.	LG	BK
Seiple	62	2366	38.2	56	0
DOLPHINS	62	2366	38.2	56	0
OPPONENTS	63	2593	41.2	56	0

PUNT RET.	NO.	YDS.	AVG.	LG	TD
Solomon	13	205	15.8	79t	1
Harris	9	79	8.7	16	0
N. Moore.....	8	72	9.0	23	0
Babb	3	38	12.7	25	0
Anderson.....	2	21	10.5	11	0
DOLPHINS	35	415	11.9	79t	1
OPPONENTS	34	272	8.0	28	0

KICKOFF RET.	NO.	YDS.	AVG.	LG	TD
Davis	26	617	23.7	47	0
Harris	17	559	32.9	69	0
Nottingham....	6	107	17.8	21	0
N. Moore.....	2	28	14.0	28	0
Winfrey	2	24	12.0	13	0
Solomon	1	12	12.0	12	0
Tillman.....	1	0	0.0	0	0
DOLPHINS	55	1347	24.5	69	0
OPPONENTS	57	1231	21.6	79	0

SCORING	Ru	Pa	Rt	PAT	FG	S	TP
Yepremian.....	0	0	0	29/31	16/23	0	77
Bulaich	4	0	0	0	0	0	24
Malone	4	0	0	0	0	0	24
Mandich	0	4	0	0	0	0	24
N. Moore.....	0	4	0	0	0	0	24
Solomon	1	2	1	0	0	0	24
Nottingham....	3	0	0	0	0	0	18
Winfrey	1	1	0	0	0	0	12
Davis	1	0	0	0	0	0	6
Harris	0	1	0	0	0	0	6
Seiple	0	1	0	0	0	0	6
Strock	1	0	0	0	0	0	6
Tillman.....	0	1	0	0	0	0	6
Twilley.....	0	1	0	0	0	0	6
DOLPHINS	15	15	129/31	16/23	0	263	
OPPONENTS	14	20	030/34	10/21	0	264	

FIELD GOALS	1-19	20-29	30-39	40-49	49-50+
Yepremian	0/0	9/10	2/4	4/8	1/1
DOLPHINS	0/0	9/10	2/4	4/8	1/1
OPPONENTS ..	2/2	4/8	2/5	2/6	0/0

SACKS
Reese 4.0, Stanfill 4.0, Den Herder 3.0, Andrews 2.0, Crowder 2.0, Buoniconti 1.0, Heinz 1.0, Matheson 1.0, Towle 1.0, Babb 0.5, Gordon 0.5.

DOLPHINS 20.0, OPPONENTS 37.0

STARTERS

OFFENSE
WR - Nat Moore (9), *Duriel Harris (1), Freddie Solomon (1)
LT - Wayne Moore (14)
LG - Bob Kuechenberg (10), Ed Newman (4)
C - Jim Langer (14)
RG - Larry Little (10), Ed Newman (4)
RT - Darryl Carlton (8), Larry Little (4), Tom Drougas (2)
TE - Andre Tillman (14)
WR - Freddie Solomon (7), Howard Twilley (6), *Duriel Harris (1)
QB - Bob Griese (13), Don Strock (1)
RB - Benny Malone (12), Norm Bulaich (1), *Gary Davis (1)
FB - Don Nottingham (8), Norm Bulaich (6)
2nd TE - Jim Mandich (3)

DEFENSE
LDE - Vern Den Herder (14)
LDT - Randy Crowder (14)
RDT - Don Reese (7), Bob Heinz (4), John Andrews (1)
RDE - Bill Stanfill (7), John Andrews (4), Don Reese (2), Bob Heinz (1)
LLB - *Larry Gordon (14)
MLB - Steve Towle (12), Nick Buoniconti (2)
RLB - Bob Matheson (11), Steve Towle (2), John Andrews (1)
LCB - Jerris White (14)
RCB - Curtis Johnson (9), Ken Ellis (3), Tim Foley (2)
SS - Charlie Babb (14)
FS - Barry Hill (6), Bryant Salter (6), Ken Ellis (2)
4th LB - Nick Buoniconti (2)

* Indicates Rookie

1977 FINAL STATISTICS (10-4)

DATE	OPPONENT	SCORE	W/L	ATT.
9/18	at Buffalo	13-0	W	76,097
9/25	at San Francisco	19-15	W	40,503
10/2	HOUSTON	27-7	W	49,619
10/9	at Baltimore	28-45	L	57,005
10/16	N.Y. JETS	21-17	W	43,446
10/23	SEATTLE	31-13	W	29,858
10/30	SAN DIEGO	13-14	L	40,670
11/6	at N.Y. Jets	14-10	W	51,582
11/13	NEW ENGLAND	17-5	W	67,502
11/20	at Cincinnati	17-23	L	46,733
11/24	at St. Louis	55-14	W	50,269
12/5	BALTIMORE	17-6	W	68,977
12/11	at New England	10-14	L	61,064
12/17	BUFFALO	31-14	W	39,626

TEAM STATISTICS	MIA.	OPP.
TOTAL FIRST DOWNS	267	227
By Rushing	143	101
By Passing	107	117
By Penalty	17	9
Third Down: Made/Att.....	78/172	88/199
TOTAL NET YARDS.....	4327	3982
Average Per Game	309.1	284.4
Total Plays	866	901
Average Per Play.....	5.0	4.4
NET YARDS RUSHING	2366	1749
Average Per Game	169.0	124.9
Total Rushes	519	467
NET YARDS PASSING	1961	2233
Average Per Game	140.1	159.5
Tackled/Yards Lost.....	36/303	20/160
Gross Yards	2264	2393
Attempts/Completions.....	311/182	414/226
Completion Percentage ..	58.5	54.6
Had Intercepted	14	15
PUNTS/AVERAGE	58/36.9	67/38.5
PENALTIES/YARDS	59/432	82/644
FUMBLES/BALL LOST	22/13	37/18
TOUCHDOWNS	41	23
By Rushing	18	12
By Passing	22	10
By Returns	1	1

Score By Quarters	1	2	3	4	OT	Total
DOLPHINS	86	113	60	54	0	313
OPPONENTS	52	48	33	64	0	197

RUSHING	NO.	YDS.	AVG.	LG	TD
Malone	129	615	4.8	66t	5
Davis	126	533	4.2	60t	2
L. Harris	91	417	4.6	77t	4
Bulaich	91	416	4.6	29	4
Nottingham.....	44	214	4.9	13	2
Moore	14	89	6.4	24	1
Solomon	6	43	7.2	14	0
Griese	16	30	1.9	13	0
T. Anderson ..	1	11	11.0	11	0
Michel	1	-2	-2.0	-2	0
DOLPHINS	519	2366	4.6	77t	18
OPPONENTS	467	1749	3.7	64t	12

RECEIVING	NO.	YDS.	AVG.	LG	TD
Moore	52	765	14.7	73t	12
D. Harris	34	601	17.7	47	5
Bulaich	25	180	7.2	14	0
Tillman	17	169	10.0	37t	2
Davis	14	151	10.8	32	1
Solomon	12	181	15.1	54t	1

PASSING	ATT.	COMP.	YDS.	PCT.	TD	INT.	LG	SCK/LST	RATING
Griese.....	307	180	2252	58.6	22	13	73t	36/303	87.7
Strock.....	4	2	12	50.0	0	1	9	0/0	16.7
DOLPHINS	311	182	2264	58.5	22	14	73t	36/303	86.1
OPPONENTS	414	226	2393	54.6	10	15	47	20/160	64.6

Nottingham.....	8	58	7.3	16	0
L. Harris	7	29	4.1	11	0
Mandich	6	63	10.5	15	0
Malone	4	58	14.5	35	0
McCreary.....	2	10	5.0	9	1
Seiple	1	-1	-1.0	-1	0

DOLPHINS	182	2264	12.4	73t	22
OPPONENTS	226	2393	10.6	47	10

INTERCEPTIONS	NO.	YDS.	AVG.	LG	TD
Johnson.....	4	35	8.8	19	0
Thomas	3	23	7.7	23	0
Foley	3	17	5.7	17	0
Gordon	1	27	27.0	27	0
Babb	1	15	15.0	15	0
Matheson	1	7	7.0	7	0
Roberson	1	0	0.0	0	0
Volk	1	0	0.0	0	0

DOLPHINS	15	124	8.3	27	0
OPPONENTS	14	238	17.0	34	0

PUNTING	NO.	YDS.	AVG.	LG	BK
Michel	35	1338	38.2	61	0
Seiple	22	801	36.4	54	1
DOLPHINS	58	2139	36.9	61	1
OPPONENTS	67	2581	38.5	60	0

PUNT RET.	NO.	YDS.	AVG.	LG	TD
Solomon	32	285	8.9	39	0
D. Anderson ..	4	3	0.7	3	0
Babb	2	10	5.0	7	0
Davis	1	11	11.0	11	0
T. Anderson....	1	6	6.0	6	0
DOLPHINS	40	315	7.9	39	0
OPPONENTS	29	267	9.2	49	0

KICKOFF RET.	NO.	YDS.	AVG.	LG	TD
Davis	14	414	29.6	73	0
Solomon	10	273	27.3	90t	1
T. Anderson ..	7	167	23.9	40	0
D. Harris	4	91	22.8	31	0
Nottingham.....	2	36	18.0	18	0
McCreary.....	1	30	30.0	30	0

DOLPHINS	38	1011	26.6	90t	1
OPPONENTS	59	1281	21.7	32	0

SCORING	Ru	Pa	Rt	PAT	FG	S	TP
Moore	1	12	0	0	0	0	78
Yepremian.....	0	0	0	37/41	10/22	0	67
D. Harris	0	5	0	0	0	0	30
Malone	5	0	0	0	0	0	30
Bulaich	4	0	0	0	0	0	24
L. Harris	4	0	0	0	0	0	24
Davis	2	1	0	0	0	0	18
Nottingham.....	2	0	0	0	0	0	12
Solomon	0	1	1	0	0	0	12
Tillman	0	2	0	0	0	0	12
McCreary	0	1	0	0	0	0	6
Michel	0	0	0	0/1	0	0	0

DOLPHINS	18	22	137/42	10/22	0	313
OPPONENTS	12	10	121/23	12/20	0	197

FIELD GOALS	1-19	20-29	30-39	40-49	+50
Yepremian	0/0	3/4	5/7	2/9	0/2
DOLPHINS	0/0	3/4	5/7	2/9	0/2
OPPONENTS ..	1/1	2/2	4/5	5/10	0/2

SACKS
DuHe 7.0, Baumhower 4.0, Bokamper 2.5, Gordon 2.0, Matheson 2.0, Den Herder 1.5, Babb 1.0.

DOLPHINS 20.0, OPPONENTS 36.0

STARTERS
OFFENSE
WR - Nat Moore (14)
LT - Wayne Moore (14)
LG - Bob Kuechenberg (12), Ed Newman (2)
C - Jim Langer (14)
RG - Larry Little (13), Ed Newman (1)
RT - Mike Current (14)
TE - Andre Tillman (14)
WR - Freddie Solomon (6), Duriel Harris (4)
QB - Bob Griese (14)
RB - Benny Malone (8), Gary Davis (6)
FB - Norm Bulaich (7), *Leroy Harris (5), Don Nottingham (2)
2nd TE - Loaird McCreary (4)

DEFENSE
LDE - Vern Den Herder (11), Bob Heinz (3)
NT - *Bob Baumhower (14)
RDE - *A.J. Duhe (14)
LOLB - Kim Bokamper (14)
LLB - Steve Towle (7), Mike Kolen (5), Rusty Chambers (2)
RILB - Bob Matheson (9), Steve Towle (5)
ROLB - Larry Gordon (14)
LCB - Norris Thomas (10), Tim Foley (4)
RCB - Curtis Johnson (14)
SS - Tim Foley (10), Dick Anderson (4)
FS - Vern Roberson (9), Charlie Babb (4), Rick Volk (1)

* Indicates Rookie

1978 FINAL STATISTICS (11-5)

DATE	OPPONENT	SCORE	W/L	ATT.
9/3	at N.Y. Jets	20-33	L	49,598
9/10	at Baltimore	42-0	W	46,426
9/17	BUFFALO	31-24	W	48,373
9/24	at Philadelphia	3-17	L	62,998
10/1	ST. LOUIS	24-10	W	43,882
10/9	CINCINNATI	21-0	W	54,729
10/15	at San Diego	28-21	W	50,637
10/22	at New England	24-33	L	60,424
10/29	BALTIMORE	26-8	W	53,524
11/5	DALLAS	23-16	W	70,414
11/12	at Buffalo	25-24	W	48,623
11/20	at Houston	30-35	L	50,290
11/26	N.Y. JETS	13-24	L	49,255
12/3	at Washington	16-0	W	52,860
12/10	OAKLAND	23-6	W	73,003
12/18	NEW ENGLAND	23-3	W	72,071

TEAM STATISTICS	MIA.	OPP.
TOTAL FIRST DOWNS	270	298
By Rushing	119	120
By Passing	135	156
By Penalty	16	22
Third Down: Made/Att	98/215	88/205
TOTAL NET YARDS	4835	5169
Average Per Game	302.2	323.1
Total Plays	954	1021
Average Per Play	5.1	5.1
NET YARDS RUSHING	2366	2261
Average Per Game	147.9	141.3
Total Rushes	548	543
NET YARDS PASSING	2469	2908
Average Per Game	154.3	181.8
Tackled/Yards Lost	27/238	41/343
Gross Yards	2707	3251
Attempts/Completions	379/226	437/256
Completion Percentage	59.6	58.6
Had Intercepted	18	32
PUNTS/AVERAGE	81/40.3	74/37.0
PENALTIES/YARDS	74/603	99/865
FUMBLES/BALL LOST	24/12	37/21
TOUCHDOWNS	45	30
By Rushing	18	15
By Passing	24	15
By Returns	3	0

Score by Quarters	1	2	3	4	OT	Total
DOLPHINS	101	126	68	77	0	372
OPPONENTS	24	87	64	79	0	254

RUSHING	NO.	YDS.	AVG.	LG	TD
Williams	272	1258	4.6	58t	8
L. Harris	123	512	4.2	51	2
Davis	62	313	5.0	65t	3
Bulaich	40	196	4.9	63	2
Braxton	20	48	2.4	15	2
Strock	10	23	2.3	12	0
Malone	6	18	3.0	7	1
Griese	9	10	1.1	9	0
Benjamin	1	-2	-2.0	-2	0
Moore	4	-3	-0.8	3	0
Roberts	1	-7	-7.0	-7	0

DOLPHINS	548	2366	4.3	65t	18
OPPONENTS	543	2261	4.2	81t	15

RECEIVING	NO.	YDS.	AVG.	LG	TD
Moore	48	645	13.5	47	10

PASSING	ATT.	COMP.	YDS.	PCT.	TD	INT.	LG	SCK/LST	RATING
Griese	235	148	1791	63.0	11	11	63t	18/165	82.4
Strock	135	72	825	53.3	12	6	57	9/73	83.3
Benjamin	8	6	91	75.0	1	1	43	0/0	112.0
Williams	1	0	0	0.0	0	0	0	0/0	39.6
DOLPHINS	379	226	2707	59.6	24	18	63t	27/238	82.9
OPPONENTS	437	256	3251	58.6	15	32	92t	41/343	62.8

D. Harris	45	654	14.5	63t	3
Tillman	31	398	12.8	33	3
L. Harris	25	211	8.4	57	0
Davis	24	218	9.1	34	0
Williams	18	192	10.7	42	0
Bulaich	16	92	5.8	22	0
Cefalo	6	145	24.2	43	3
Braxton	4	47	11.8	19	0
Hardy	4	32	8.0	15	2
McCreary	3	27	9.0	12	2
Rather	1	39	39.0	39	0
Den Herder	1	7	7.0	7t	1

DOLPHINS	226	2707	12.0	63t	24
OPPONENTS	256	3251	12.7	92t	15

INTERCEPTIONS	NO.	YDS.	AVG.	LG	TD
Foley	6	12	2.0	8	0
Small	4	157	39.3	46t	1
Volk	4	42	10.5	24	0
Babb	3	61	20.3	36	0
Gordon	3	35	11.7	22	0
Johnson	3	-2	-0.7	0	0
Thomas	2	63	31.5	53t	1
Rhone	2	4	2.0	4	0
Chambers	1	49	49.0	49	0
Cornelius	1	21	21.0	21	0
Towle	1	14	14.0	14	0
Bokamper	1	2	2.0	2	0
Baumhower	1	0	0.0	0	0

DOLPHINS	32	458	14.3	53t	2
OPPONENTS	18	224	12.4	33	0

PUNTING	NO.	YDS.	AVG.	LG	BK
Roberts	81	3263	40.3	59	0
DOLPHINS	81	3263	40.3	59	0
OPPONENTS	74	2741	37.0	58	2

PUNT RET.	NO.	YDS.	AVG.	LG	TD
Cefalo	28	232	8.3	26	0
Babb	9	57	6.3	14	0
Davis	2	36	18.0	25	0
Moore	1	11	11.0	11	0
Cornelius	1	5	5.0	5	0

DOLPHINS	41	341	8.3	26	0
OPPONENTS	42	303	7.2	34	0

KICKOFF RET.	NO.	YDS.	AVG.	LG	TD
D. Harris	29	657	22.7	53	0
Davis	13	251	19.3	27	0
Anderson	7	157	22.4	31	0
Cefalo	2	40	20.0	21	0
Hardy	2	27	13.5	15	0

DOLPHINS	53	1132	21.4	53	0
OPPONENTS	70	1459	20.8	39	0

SCORING	Ru	Pa	Rt	PAT	FG	S	TP
Yepremian	0	0	0	41/45	19/23	0	98
Moore	0	10	0	0	0	0	60
Williams	8	0	0	0	0	0	48
Cefalo	0	3	0	0	0	0	18
Davis	3	0	0	0	0	0	18
D. Harris	0	3	0	0	0	0	18
Tillman	0	3	0	0	0	0	18
Braxton	2	0	0	0	0	0	12
Bulaich	2	0	0	0	0	0	12
Hardy	0	2	0	0	0	0	12

Harris	2	0	0	0	0	0	12
McCreary	0	2	0	0	0	0	12
Baumhower	0	0	1	0	0	0	6
Den Herder	0	1	0	0	0	0	6
Malone	1	0	0	0	0	0	6
Small	0	0	1	0	0	0	6
Thomas	0	0	1	0	0	0	6
Bokamper	0	0	0	0	1	2	2
DuHe	0	0	0	0	1	2	2

DOLPHINS	18	24	341/45	19/23	2	372
OPPONENTS	15	15	028/30	14/21	1	254

FIELD GOALS	1-19	20-29	30-39	40-49	50+
Yepremian	0/0	4/5	10/11	5/7	0/0
DOLPHINS	0/0	4/5	10/11	5/7	0/0
OPPONENTS ..	1/1	4/6	6/8	3/6	0/0

SACKS

Den Herder 9.0, Bokamper 8.0, Duhe 8.0, Gordon 4.5, Betters 4.0, Chambers 1.5, Baumhower 1.5, Matheson 1.5, Babb 1.0, Barisich 1.0, Simpson 1.0.
--

DOLPHINS 41.0, OPPONENTS 27.0

STARTERS

OFFENSE

WR - Nat Moore (15), *Jimmy Cefalo (1)
LT - Wayne Moore (9), Bob Kuechenberg (7)
LG - Bob Kuechenberg (8), Ed Newman (8)
C - Jim Langer (16)
RG - Larry Little (15), Ed Newman (1)
TE - Mike Current (15), Wayne Moore (1)
RT - Andre Tillman (16)
WR - Duriel Harris (15)
QB - Bob Griese (9), Don Strock (7)
RB - Delvin Williams (15), Gary Davis (1)
FB - Leroy Harris (11), Norm Bulaich (3), Jim Braxton (2)
2nd TE - Loaird McCreary (1)

DEFENSE

LDE - Vern Den Herder (16)
NT - Bob Baumhower (16)
RDE - A.J. Duhe (10), *Doug Betters (6)
LOLB - Kim Bokamper (16)
LILB - Steve Towle (10), Rusty Chambers (6)
RILB - Rusty Chambers (9), Bob Matheson (3), Steve Towle (3), Earnie Rhone (1)
ROLB - Larry Gordon (15), Earnie Rhone (1)
LCB - Norris Thomas (16)
RCB - Curtis Johnson (12), *Gerald Small (4)
SS - Tim Foley (16)
FS - Rick Volk (13), Charlie Babb (3)

* Indicates Rookie

1979 FINAL STATISTICS (10-6)

DATE	OPPONENT	SCORE	W/L	ATT.
9/2	at Buffalo	9-7	W	69,441
9/9	SEATTLE	19-10	W	56,233
9/16	at Minnesota	27-12	W	44,187
9/23	CHICAGO	31-16	W	66,011
9/30	at N.Y. Jets	27-33	L	51,496
10/8	at Oakland	3-13	L	52,419
10/14	BUFFALO	17-7	W	45,597
10/21	at New England	13-28	L	61,096
10/28	GREEN BAY	27-7	W	47,741
11/5	HOUSTON	6-9	L	70,273
11/11	BALTIMORE	19-0	W	50,193
11/18	at Cleveland	24-30(OT)	L	80,374
11/25	at Baltimore	28-24	W	36,016
11/29	NEW ENGLAND	39-24	W	69,174
12/9	at Detroit	28-10	W	78,087
12/15	N.Y. JETS	24-27	L	49,915

TEAM STATISTICS	MIA.	OPP.
TOTAL FIRST DOWNS	297	238
By Rushing	126	87
By Passing	140	135
By Penalty	31	16
Third Down: Made/Att	99/205	96/213
TOTAL NET YARDS	4950	4439
Average Per Game	309.4	277.4
Total Plays	1006	938
Average Per Play	4.9	4.7
NET YARDS RUSHING	2187	1702
Average Per Game	136.7	106.4
Total Rushes	561	484
NET YARDS PASSING	2763	2737
Average Per Game	172.7	171.1
Tackled/Yards Lost	29/255	36/314
Gross Yards	3018	3051
Attempts/Completions	416/235	418/230
Completion Percentage	56.5	55.0
Had Intercepted	22	23
PUNTS/AVERAGE	71/39.5	77/37.9
PENALTIES/YARDS	79/651	107/834
FUMBLES/BALL LOST	27/15	29/15
TOUCHDOWNS	40	31
By Rushing	19	9
By Passing	20	17
By Returns	1	5

Score By Quarters	1	2	3	4	OT	Total
DOLPHINS	71	75	80	115	0	341
OPPONENTS	24	71	87	69	6	257

RUSHING	NO.	YDS.	AVG.	LG	TD
Csonka	220	837	3.8	22	12
Williams	184	703	3.8	39	3
Davis	98	383	3.9	42	1
Nathan	16	68	4.2	18	0
Torrey	13	61	4.7	17	1
Bulaich	9	37	4.1	9	2
Griese	11	30	2.7	18	0
Moore	3	22	7.3	18	0
Harris	1	20	20.0	20	0
Howell	3	8	2.7	5	0
DOLPHINS	561	2187	3.9	42	19
OPPONENTS	484	1702	3.5	30	9

RECEIVING	NO.	YDS.	AVG.	LG	TD
Moore	48	840	17.5	53	6

Harris	42	798	19.0	51	3
Davis	34	215	6.3	18	0
Hardy	30	386	12.8	28	3
Williams	21	175	8.3	38	1
Nathan	17	213	12.5	35	2
Csonka	16	75	4.7	18	1
Cefalo	12	223	18.6	30	3
Bulaich	8	53	6.6	13	1
Howell	3	23	7.7	11	0
Lee	2	14	7.0	10	0
Torrey	2	3	1.5	8	0

DOLPHINS	235	3018	12.8	53	20
OPPONENTS	230	3051	13.3	78t	17

INTERCEPTIONS	NO.	YDS.	AVG.	LG	TD
Colzie	5	86	17.2	56	0
Small	5	74	14.8	40	0
Gordon	2	33	16.5	33	0
Thomas	2	29	14.5	24	0
Rhone	2	17	8.5	10	0
Foley	2	8	4.0	8	0
Matheson	1	28	28.0	28	0
Chambers	1	4	4.0	4	0
Babb	1	3	3.0	3	0
Bokamper	1	3	3.0	3	0
Towle	1	0	0.0	0	0

DOLPHINS	23	285	12.4	56	0
OPPONENTS	22	382	17.4	58t	3

PUNTING	NO.	YDS.	AVG.	LG	BK
Roberts	69	2772	40.2	68	1
von Schamann	1	31	31.0	31	0

DOLPHINS	71	2803	39.5	68	1
OPPONENTS	77	2919	37.9	60	0

PUNT RET.	NO.	YDS.	AVG.	LG	TD
Nathan	28	306	10.9	86t	1
Kozlowski	3	21	7.0	11	0
Cefalo	2	10	5.0	10	0
Babb	1	0	0.0	0	0

DOLPHINS	34	337	9.9	86t	1
OPPONENTS	25	131	5.2	34	0

KICKOFF RET.	NO.	YDS.	AVG.	LG	TD
Nathan	45	1016	22.6	43	0
Kozlowski	4	85	21.2	22	0
Davis	2	27	13.5	16	0
Bessillieu	0	20	-	20	0
DOLPHINS	51	1148	22.5	43	0
OPPONENTS	69	1518	22.0	55	0

SCORING	Ru	Pa	Rt	PAT	FG	S	TP
von Schamann	0	0	0	36/40	21/29	0	99
Csonka	12	1	0	0	0	0	78
Moore	0	6	0	0	0	0	36
Williams	3	1	0	0	0	0	24
Cefalo	0	3	0	0	0	0	18
Hardy	0	3	0	0	0	0	18
Harris	0	3	0	0	0	0	18
Bulaich	2	1	0	0	0	0	18
Nathan	0	2	1	0	0	0	18
Davis	1	0	0	0	0	0	6
Torrey	1	0	0	0	0	0	6
Team	0	0	0	0	0	1	2

DOLPHINS	19	20	136/40	21/29	1	341
OPPONENTS	9	17	526/30	15/26	0	257

FIELD GOALS	1-19	20-29	30-39	40-49	50+
von Schamann	0/0	8/8	9/14	2/4	2/3
DOLPHINS	0/0	8/8	9/14	2/4	2/3
OPPONENTS	0/0	2/3	7/9	6/14	0/0

SACKS	Den Herder	9.0	Bettors	8.0	Baumhower	6.5	Bokamper	4.5	Gordon	3.0	Du	2.0	Barisich	1.5	Thomas	1.0	Towle	0.5
DOLPHINS	36.0	OPPONENTS	29.0															

STARTERS	OFFENSE
WR - Duriel Harris (14), Jimmy Cefalo (2)	
LT - Bob Kuechenberg (16)	
LG - Ed Newman (16)	
C - Jim Langer (9), Mark Dennard (7)	
RG - Larry Little (14), Eric Laakso (2)	
RT - Mike Current (16)	
TE - Bruce Hardy (14), *Ronnie Lee (2)	
WR - Nat Moore (14), Jimmy Cefalo (1)	
QB - Bob Griese (12), Don Strock (4)	
RB - Delvin Williams (13), Gary Davis (3)	
FB - Larry Csonka (16)	
2nd TE - *Ronnie Lee (1)	

DEFENSE
LDE - Vern Den Herder (16)
NT - Bob Baumhower (16)
RDE - Doug Bettors (14), A.J. Duhe (2)
LOLB - Kim Bokamper (13), Bob Matheson (3)
LILB - Steve Towle (16)
RILB - Rusty Chambers (16)
ROLB - Larry Gordon (16)
LCB - Norris Thomas (16)
RCB - Gerald Small (16)
SS - Tim Foley (15), *Mike Kozlowski (1)
FS - Neal Colzie (16)

* Indicates Rookie

PASSING	ATT.	COMP.	YDS.	PCT.	TD	INT.	LG	SCK/LST	RATING
Griese	310	176	2160	56.8	14	16	51	26/221	72.0
Strock	100	56	830	56.0	6	6	53	2/22	78.3
Benjamin	4	3	28	75.0	0	0	17	1/10	93.8
Hardy	1	0	0	0.0	0	0	0	0/0	39.6
Williams	1	0	0	0.0	0	0	0	0/0	39.6
DOLPHINS	416	235	3018	56.5	20	22	53	29/255	73.3
OPPONENTS	418	230	3051	55.0	17	23	78t	36/314	69.0

1980 FINAL STATISTICS (8-8)

DATE	OPPONENT	SCORE	W/L	ATT.
9/7	at Buffalo	7-17	L	79,598
9/14	CINCINNATI	17-16	W	38,322
9/21	at Atlanta	20-17	W	55,479
9/28	NEW ORLEANS	21-16	W	40,946
10/5	BALTIMORE	17-30	L	50,631
10/12	at New England	0-34	L	60,377
10/19	BUFFALO	17-14	W	41,636
10/27	at N.Y. Jets	14-17	L	53,046
11/2	at Oakland	10-16	L	46,378
11/9	at Los Angeles	35-14	W	62,198
11/16	SAN FRANCISCO	17-13	W	45,135
11/20	SAN DIEGO	24-27(OT)	L	63,013
11/30	at Pittsburgh	10-23	L	51,384
12/8	NEW ENGLAND	16-13(OT)	W	63,292
12/14	at Baltimore	24-14	W	30,564
12/20	N.Y. JETS	17-24	L	41,854

TEAM STATISTICS	MIA.	OPP.
TOTAL FIRST DOWNS	284	309
By Rushing	107	107
By Passing	149	185
By Penalty	28	17
Third Down: Made/Att.....	90/232	115/239
TOTAL NET YARDS	4564	5224
Average Per Game	285.3	326.5
Total Plays	1015	1062
Average Per Play	4.5	4.9
NET YARDS RUSHING	1876	2018
Average Per Game	117.3	126.1
Total Rushes	492	530
NET YARDS PASSING	2688	3206
Average Per Game	168.0	200.4
Tackled/Yards Lost.....	31/265	27/233
Gross Yards	2953	3439
Attempts/Completions.....	492/267	505/290
Completion Percentage	54.3	57.4
Had Intercepted	26	28
PUNTS/AVERAGE	79/41.5	72/37.3
PENALTIES/YARDS	74/567	108/923
FUMBLES/BALL LOST	33/16	31/17
TOUCHDOWNS	32	36
By Rushing	9	13
By Passing	21	21
By Returns	2	2

Score by Quarters	1	2	3	4	OT	Total
DOLPHINS	47	65	37	114	3	266
OPPONENTS	54	100	65	83	3	305

RUSHING	NO.	YDS.	AVG.	LG	TD
Williams	187	671	3.6	65	2
Nathan	60	327	5.5	18	1
Robiskie	78	250	3.2	36	2
Woodley	55	214	3.9	17	3
Howell	60	206	3.4	23	1
Bennett	43	187	4.3	19	0
Giastrom	5	16	3.2	5	0
Testerman	1	5	5.0	5	0
Moore	1	3	3.0	3	0
Griese	1	0	0.0	0	0
Strock	1	-3	-3.0	-3	0
DOLPHINS	492	1876	3.8	65	9
OPPONENTS	530	2018	3.8	53	13

RECEIVING	NO.	YDS.	AVG.	LG	TD
Nathan	57	588	10.3	61	5
Moore	47	564	12.0	33	7
Harris	33	583	17.7	54	2
Williams	31	207	6.7	19	0
Giaquinto	24	192	8.0	25	1
Hardy	19	159	8.4	19	2
Rose	13	149	11.5	50	0
Robiskie	13	60	4.6	15	0
Cefalo	11	199	18.1	52	1
Lee	7	83	11.9	41	2
Howell	5	38	7.6	13	0
Bailey	4	105	26.3	39	0
Bennett	3	26	8.7	19	1
DOLPHINS	267	2953	11.1	61	21
OPPONENTS	290	3439	11.9	61	21

INTERCEPTIONS	NO.	YDS.	AVG.	LG	TD
Small	7	46	6.6	22	0
McNeal	5	17	3.4	15	0
Bessillieu	4	13	3.3	12	0
Taylor	3	55	18.3	44	0
Rhone	3	33	11.0	12	0
Blackwood	3	0	0.0	0	0
Ortega	1	17	17.0	17	0
Gordon	1	11	11.0	11	0
Bokamper	1	6	6.0	6	0
DOLPHINS	28	198	7.1	44	0
OPPONENTS	26	386	14.8	71	1

PUNTING	NO.	YDS.	AVG.	LG	BK
Roberts	77	3279	42.6	71	2
DOLPHINS	79	3279	41.5	71	2
OPPONENTS	72	2684	37.3	69	1

PUNT RET.	NO.	YDS.	AVG.	LG	TD
Nathan	23	178	7.7	30	0
Giaquinto	7	35	5.0	15	0
Bessillieu	1	0	0.0	0	0
Blackwood	1	0	0.0	0	0
DOLPHINS	32	213	6.7	30	0
OPPONENTS	42	339	8.1	35	0

KICKOFF RET.	NO.	YDS.	AVG.	LG	TD
Bessillieu	40	890	22.3	87	0
Giaquinto	9	146	16.2	22	0
Nathan	5	102	20.4	31	0
Harris	5	89	17.8	22	0
Barnett	1	7	7.0	7	0
Allen	1	0	0.0	0	0
DOLPHINS	61	1234	20.2	87	0
OPPONENTS	53	1210	22.8	52	0

SCORING	Ru	Pa	Rt	PAT	FG	S	TP
von Schamann	0	0	0	32/32	14/23	0	74
Moore	0	7	0	0	0	0	42
Nathan	1	5	0	0	0	0	36
Woodley	3	0	0	0	0	0	18
Giaquinto	0	1	1	0	0	0	12
Hardy	0	2	0	0	0	0	12
Harris	0	2	0	0	0	0	12
Lee	0	2	0	0	0	0	12
Robiskie	2	0	0	0	0	0	12

Williams	2	0	0	0	0	0	12
Bennett	0	1	0	0	0	0	6
Bessillieu	0	0	1	0	0	0	6
Cefalo	0	1	0	0	0	0	6
Howell	1	0	0	0	0	0	6

DOLPHINS	9	21	232/32	14/23	0	266
OPPONENTS	13	21	233/36	18/25	1	305

FIELD GOALS	1-19	20-29	30-39	40-49	50+
von Schamann	0/0	9/10	3/5	2/5	0/3

DOLPHINS	0/0	9/10	3/5	2/5	0/3
OPPONENTS	0/0	2/2	12/14	4/8	0/1

SACKS
Bokamper 5.5, Duhe 5.5, Baumhower 4.0, Betters 4.0, Gordon 3.0, Bessillieu 2.0, Den Herder 2.0, Rhone 1.0.
DOLPHINS 27.0, OPPONENTS 31.0

STARTERS
OFFENSE

WR - Nat Moore (16)
 LT - Jon Giesler (10), Cleveland Green (3), Bob Kuechenberg (3)
 LG - Bob Kuechenberg (13), Ed Newman (3)
 C - Mark Dennard (16)
 RG - Ed Newman (13), Larry Little (3)
 RT - Eric Laakso (16)
 TE - Ronnie Lee (13)
 TE - Bruce Hardy (12)
 WR - Jimmy Cefalo (4), Duriel Harris (3)
 QB - David Woodley (11), Bob Griese (3), Don Strock (2)
 RB - Delvin Williams (10), Tony Nathan (6)
 FB - Steve Howell (8), Terry Robiskie (5), Woody Bennett (3)

DEFENSE
 LDE - Vern Den Herder (16)
 NT - Bob Baumhower (16)
 RDE - Doug Betters (16)
 LOLB - Kim Bokamper (16)
 LILB - Rusty Chambers (8), Ralph Ortega (6), A.J. Duhe (2),
 RILB - A.J. Duhe (12), Rusty Chambers (4),
 ROLB - A.J. Duhe (1), Larry Gordon (14), Earnie Rhone (1)
 LCB - Don McNeal (13), Ed Taylor (3)
 RCB - Gerald Small (16)
 SS - Glenn Blackwood (10), Don Bessillieu (3), Tim Foley (3)
 FS - Don Bessillieu (10), Glenn Blackwood (6)

* Indicates Rookie

PASSING	ATT.	COMP.	YDS.	PCT.	TD	INT.	LG	SCK/LST	RATING
Woodley	327	176	1850	53.8	14	17	61	17/127	63.1
Griese	100	61	790	61.0	6	4	54	9/89	89.2
Strock	62	30	313	48.4	1	5	33	5/49	35.1
Moore	1	0	0	0.0	0	0	0	0/0	39.6
Nathan	1	0	0	0.0	0	0	0	0/0	39.6
Williams	1	0	0	0.0	0	0	0	0/0	39.6
DOLPHINS	492	267	2953	54.3	21	26	61	31/265	64.6
OPPONENTS	505	290	3439	57.4	21	28	61	27/233	69.1

1981 FINAL STATISTICS (11-4-1)

DATE	OPPONENT	SCORE	W/L	ATT.
9/6	at St. Louis	20-7	W	50,351
9/10	PITTSBURGH	30-10	W	74,190
9/20	at Houston	16-10	W	47,379
9/27	at Baltimore	31-28	W	41,630
10/4	N.Y. JETS	28-28(OT)	T	68,723
10/12	at Buffalo	21-31	L	78,576
10/18	WASHINGTON	13-10	W	47,367
10/25	at Dallas	27-28	L	64,221
11/1	BALTIMORE	27-10	W	46,061
11/8	at New England	30-27(OT)	W	60,436
11/15	OAKLAND	17-33	L	61,777
11/22	at N.Y. Jets	15-16	L	59,962
11/30	PHILADELPHIA	13-10	W	67,797
12/6	NEW ENGLAND	24-14	W	50,421
12/13	at Kansas City	17-7	W	57,407
12/19	BUFFALO	16-6	W	72,956

TEAM STATISTICS	MIA.	OPP.
TOTAL FIRST DOWNS	306	296
By Rushing	123	124
By Passing	157	160
By Penalty	26	12
Third Down: Made/Att.....	86/225	81/214
TOTAL NET YARDS.....	5322	5363
Average Per Game	332.6	335.2
Total Plays	1063	1039
Average Per Play.....	5.0	5.2
NET YARDS RUSHING	2173	2032
Average Per Game	135.8	127.0
Total Rushes	535	492
NET YARDS PASSING.....	3149	3331
Average Per Game	196.8	208.2
Tackled/Yards Lost.....	30/236	38/314
Gross Yards.....	3385	3645
Attempts/Completions.....	498/271	509/297
Completion Percentage ..	54.4	58.3
Had Intercepted	21	18
PUNTS/AVERAGE	83/40.8	87/41.0
PENALTIES/YARDS	71/541	104/886
FUMBLES/BALL LOST	26/10	30/15
TOUCHDOWNS	39	33
By Rushing	18	10
By Passing	18	23
By Returns	3	0

Score By Quarters	1	2	3	4	OT	Total
DOLPHINS.....	41	110	97	94	3	345
OPPONENTS....	72	92	30	81	0	275

RUSHING	NO.	YDS.	AVG.	LG	TD
Nathan	147	782	5.3	46	5
Franklin	201	711	3.5	29	7
Woodley	63	272	4.3	26	4
Hill	37	146	3.9	24	1
Vigorito	35	116	3.3	30t	1
Bennett	28	104	3.7	12	0
Giaquinto	3	31	10.3	20	0
Howell	5	21	4.2	9	0
Orosz.....	1	13	13.0	13	0
Moore.....	1	3	3.0	3	0
Strock.....	14	-26	-1.9	9	0
DOLPHINS....	535	2173	4.1	46	18
OPPONENTS....	492	2032	4.1	28	10

RECEIVING	NO.	YDS.	AVG.	LG	TD
Harris.....	53	911	17.2	55	2

PASSING	ATT.	COMP.	YDS.	PCT.	TD	INT.	LG	SCK/LST	RATING
Woodley.....	366	191	2470	52.2	12	13	69t	24/191	69.8
Strock.....	130	79	901	60.1	6	8	52	6/45	71.1
Hill.....	1	1	14	100.0	0	0	14	0/0	118.8
Nathan.....	1	0	0	0.0	0	0	0	0/0	39.6
DOLPHINS.....	498	271	3385	54.4	18	21	69t	30/236	70.3
OPPONENTS.....	509	297	3645	58.3	23	18	76t	38/314	80.2

Nathan	50	452	9.0	31	3
Vigorito	33	237	7.2	31t	2
Cefalo	29	631	21.8	69t	3
Moore.....	26	452	17.4	52	2
Rose	23	316	13.7	50	2
Hardy	15	174	11.6	21	0
Lee	14	64	4.6	11	1
Hill.....	12	73	6.1	16	1
Giaquinto	7	38	5.4	16	1
Bennett	4	22	5.5	10	0
Franklin	3	6	2.0	3t	1
Howell.....	2	9	4.5	5	0

DOLPHINS....	271	3385	12.5	69t	18
OPPONENTS	297	3645	12.3	76t	23

INTERCEPTIONS	NO.	YDS.	AVG.	LG	TD
G. Blackwood	4	124	31.0	39	0
Kozlowski	3	37	12.3	29	0
Rhone	3	35	11.7	16	0
L. Blackwood..	3	12	4.0	11	0
Brudzinski	2	35	17.5	19	0
Duhe	1	11	11.0	11	0
Walker	1	0	0.0	0	0
Bessillieu	1	0	0.0	0	0

DOLPHINS....	18	254	14.1	39	0
OPPONENTS	21	288	13.7	39	0

PUNTING	NO.	YDS.	AVG.	LG	BK
Orosz.....	83	3386	40.8	61	0
DOLPHINS....	83	3386	40.8	61	0
OPPONENTS	87	3565	41.0	59	0

PUNT RET.	NO.	YDS.	AVG.	LG	TD
Vigorito	36	379	10.5	87t	1
Walker	5	50	10.0	17	0
G. Blackwood	2	8	4.0	6	0
Bessillieu	1	12	12.0	12	0
Kozlowski	1	9	9.0	9	0

DOLPHINS....	45	458	10.2	87t	1
OPPONENTS	45	286	6.4	22	0

KICKOFF RET.	NO.	YDS.	AVG.	LG	TD
Walker	38	932	24.5	90t	1
Bessillieu	7	114	16.3	30	0
Vigorito	4	84	12.0	25	0
Kozlowski	1	40	40.0	40	0
Giaquinto	1	22	22.0	22	0
Harris.....	1	20	20.0	20	0
Hill.....	1	20	20.0	20	0
Rose	1	5	5.0	5	0

DOLPHINS....	54	1228	22.7	90t	1
OPPONENTS	61	1218	20.0	41	0

SCORING	Ru	Pa	Rt	PAT	FG	S	PT
von Schamann	0	0	0	37/38	24/31	0	109
Nathan	5	3	0	0	0	0	48
Franklin	7	1	0	0	0	0	48
Woodley	4	0	0	0	0	0	24
Vigorito	1	2	1	0	0	0	24
Cefalo	0	3	0	0	0	0	18
Moore.....	0	2	0	0	0	0	12
Harris.....	0	2	0	0	0	0	12
Hill.....	1	1	0	0	0	0	12
Rose	0	2	0	0	0	0	12
Giaquinto	0	1	0	0	0	0	6
Kozlowski	0	0	1	0	0	0	6

Lee	0	1	0	0	0	0	6
Walker	0	0	1	0	0	0	6
Gordon	0	0	0	0	0	1	2

DOLPHINS....	18	18	337/39	24/31	1	345
OPPONENTS	10	23	033/33	14/21	0	275

FIELD GOALS	1-19	20-29	30-39	40-49	50+
von Schamann... 0/0	9/9	11/12	4/10	0/0	

DOLPHINS.....	0/0	9/9	11/12	4/10	0/0
OPPONENTS.....	0/0	4/6	5/5	5/8	0/2

SACKS
Baumhower 9.0, Bokamper 7.5, Duhe 7.5, Rhone 6.0, Betteres 5.0, Gordon 1.0, Den Herder 1.0, G. Blackwood 1.0.

DOLPHINS 38.0, OPPONENTS 30.0

STARTERS

OFFENSE
WR - Durief Harris (10), Jimmy Cefalo (6)
LT - Jon Giesler (16)
LG - Bob Kuechenberg (9), Jeff Toews (7)
C - Mark Dennard (12), Dwight Stephenson (5)
RG - Ed Newman (16)
RT - Eric Laakso (16)
TE - Ronnie Lee (16)
WR - Nat Moore (11)
QB - David Woodley (15), Don Strock (1)
RB - Tony Nathan (11), Eddie Hill (2), Steve Howell (1), Tommy Vigorito (1)
FB - *Andra Franklin (11), Woody Bennett (3), Steve Howell (1), Eddie Hill (1)
2nd TE - Bruce Hardy (6)

DEFENSE

LDE - Doug Betteres (15), Vern Den Herder (1)
NT - Bob Baumhower (16)
RDE - Vern Den Herder (13), Bill Barnett (2), Kim Bokamper (1)
L0LB - Bob Brudzinski (16)
L1LB - A.J. Duhe (16)
R1LB - Earnie Rhone (16)
ROLB - Larry Gordon (16)
LCB - Don McNeal (12), *Fulton Walker (2), Ed Taylor (2)
RCB - Gerald Small (16)
SS - Glenn Blackwood (16)
FS - Lyle Blackwood (10), Don Bessillieu (6)

* Indicates Rookie

1982 FINAL STATISTICS (7-2)

DATE	OPPONENT	SCORE	W/L	ATT.
9/12	at N.Y. Jets	45-28	W	53,360
9/19	BALTIMORE	24-20	W	51,999
9/21	at Buffalo	9-7	W	52,945
11/29	at Tampa Bay	17-23	L	54,854
12/5	MINNESOTA	22-14	W	45,721
12/12	at New England	0-3	L	25,716
12/18	N.Y. JETS	20-19	W	67,307
12/27	BUFFALO	27-10	W	73,924
1/2	at Baltimore	34-7	W	19,073

TEAM STATISTICS	MIA.	OPP.
TOTAL FIRST DOWNS	165	147
By Rushing	84	77
By Passing	66	65
By Penalty	15	5
Third Down: Made/Att... ..	52/124	46/118
Fourth Down: Made/Att... ..	5/8	8/10
TOTAL NET YARDS	2658	2312
Average Per Game	295.3	256.8
Total Plays	582	548
Average Per Play	4.6	4.2
NET YARDS RUSHING	1344	1285
Average Per Game	149.3	142.8
Total Rushes	333	293
NET YARDS PASSING	1314	1027
Average Per Game	146.0	114.1
Tackled/Yards Lost... ..	12/87	29/254
Gross Yards	1401	1281
Attempts/Completions... ..	238/129	226/119
Completion Percentage ..	54.2	52.7
Had Intercepted	13	19
PUNTS/AVERAGE	35/38.7	40/40.1
PENALTIES/YARDS	34/240	57/461
FUMBLES/BALL LOST	15/10	17/8
TOUCHDOWNS	22	15
By Rushing	11	7
By Passing	8	7
By Returns	3	1

Score By Quarters	1	2	3	4	OT	Total
DOLPHINS	54	43	64	37	0	198
OPPONENTS	26	58	10	37	0	131

RUSHING	NO.	YDS.	AVG.	LG	TD
Franklin	177	701	4.0	25	7
Nathan	66	233	3.5	15	1
Woodley	36	207	5.8	29	2
Vigorito	19	99	5.2	33	1
Hill	13	51	3.9	13	0
Diana	8	31	3.9	7	0
Bennett	9	15	1.7	5	0
Harris	1	13	13.0	13	0
Strock	3	-9	-3.0	0	0
DOLPHINS	333	1344	4.0	33	11
OPPONENTS	284	1285	4.5	62	7

RECEIVING	NO.	YDS.	AVG.	LG	TD
Vigorito	24	186	7.8	26	0
Harris	22	331	15.0	45	1
Cefalo	17	356	20.9	46	1
Rose	16	182	11.4	44	2
Nathan	16	114	7.1	16	0
Hardy	12	66	5.5	19	2
Moore	8	82	10.3	23	1
Hill	6	33	5.5	10	0

PASSING	ATT.	COMP.	YDS.	PCT.	TD	INT.	LG	SCK/LST	RATING
Woodley	179	98	1080	54.7	5	8	46	10/72	63.5
Strock	55	30	306	54.5	2	5	43	2/5	44.8
Nathan	2	1	15	50.0	1	0	15	0/0	114.6
Hill	1	0	0	0.0	0	0	0	0/0	39.6
Jensen	1	0	0	0.0	0	0	0	0/0	39.6
DOLPHINS	238	129	1401	54.2	8	13	46	12/77	60.8
OPPONENTS	226	119	1281	52.7	7	19	53	29/243	44.9

Franklin	3	9	3.0	6	0
Diana	2	21	10.5	13	0
Lee	2	6	3.0	5	0
Woodley	1	15	15.0	15t	1
DOLPHINS	129	1401	10.9	46	8
OPPONENTS	119	1281	10.8	53	7

INTERCEPTIONS	NO.	YDS.	AVG.	LG	TD
McNeal	4	42	10.5	23	1
Walker	3	54	18.0	30	0
G. Blackwood	2	42	21.0	35t	1
L. Blackwood.. ..	2	41	20.5	21	0
Small	2	41	20.5	21	0
Kozlowski	1	36	36.0	36	0
Gordon	1	15	15.0	15	0
Bruzdzinski	1	5	5.0	5	0
Rhone	1	4	4.0	4	0
Bokamper	1	1	1.0	1	0
Duhe	1	0	0.0	0	0
DOLPHINS	19	281	14.8	36	2
OPPONENTS	13	96	7.4	51	0

PUNTING	NO.	YDS.	AVG.	LG	BK
Orosz	35	1353	38.7	61	0
DOLPHINS	35	1353	38.7	61	0
OPPONENTS	40	1605	40.1	61	0

PUNT RET.	NO.	YDS.	AVG.	LG	TD
Vigorito	20	192	9.6	59t	1
G. Blackwood	2	2	1.0	2	0
DOLPHINS	22	194	8.8	59t	1
OPPONENTS	14	77	5.5	22	0

KICKOFF RET.	NO.	YDS.	AVG.	LG	TD
Walker	20	433	21.7	32	0
Heflin	2	49	24.5	31	0
Diana	1	15	15.0	15	0
Kozlowski	1	10	10.0	10	0
DOLPHINS	24	507	21.3	32	0
OPPONENTS	33	704	21.3	66	0

SCORING	Ru	Pa	Rt	PAT	FG	S	TP
von Schamann ..	0	0	0	21/22	15/20	0	66
Franklin	7	0	0	0	0	0	42
Woodley	2	1	0	0	0	0	18
Hardy	0	2	0	0	0	0	12
Rose	0	2	0	0	0	0	12
Vigorito	1	0	1	0	0	0	12
G. Blackwood ..	0	0	1	0	0	0	6
Cefalo	0	1	0	0	0	0	6
Harris	0	1	0	0	0	0	6
McNeal	0	0	1	0	0	0	6
Moore	0	1	0	0	0	0	6
Nathan	1	0	0	0	0	0	6
DOLPHINS	11	8	321/22	15/20	0	198	
OPPONENTS	7	7	114/15	9/15	0	131	

FIELD GOALS	1-19	20-29	30-39	40-49	50+
von Schamann ..	0/0	8/9	4/5	3/5	0/1
DOLPHINS	0/0	8/9	4/5	3/5	0/1
OPPONENTS ..	0/1	2/3	3/6	3/4	1/1

SACKS
Bruzdzinski 4.5, Gordon 4.0, Betters 4.0, Bokamper 3.5, Duhe 3.0, Baumhower 2.0, G. Blackwood 2.0, Bowser 2.0, Rhone 2.0, L. Blackwood 1.0, Hester 1.0.

DOLPHINS 29.0, OPPONENTS 12.0

STARTERS
OFFENSE
WR - Jimmy Cefalo (9)
LT - Jon Giesler (9)
LG - Bob Kuechenberg (9)
C - Dwight Stephenson (9)
RG - Ed Newman (9)
RT - Eric Laako (9)
TE - Ronnie Lee (5), Bruce Hardy (4)
WR - Duriel Harris (9)
QB - David Woodley (9)
RB - Tony Nathan (7), Tom Vigorito (1)
FB - Andra Franklin (9)
2nd TE - Bruce Hardy (1)

DEFENSE
LDE - Doug Betters (7), Bill Barnett (1), Kim Bokamper (1)
NT - Bob Baumhower (8)
RDE - Kim Bokamper (6), Bill Barnett (3)
LOLB - Bob Brudzinski (9)
LILB - A.J. Duhe (9)
RILB - Earnie Rhone (9)
ROLB - Larry Gordon (9)
LCB - Don McNeal (9)
RCB - Gerald Small (9)
SS - Glenn Blackwood (9)
FS - Lyle Blackwood (9)

1983 FINAL STATISTICS (12-4)

DATE	OPPONENT	SCORE	W/L	ATT.
9/4	at Buffalo	12-0	W	78,715
9/11	NEW ENGLAND	34-24	W	59,343
9/19	at L.A. Raiders	14-27	L	57,796
9/25	KANSAS CITY	14-6	W	50,785
10/2	at New Orleans	7-17	L	66,489
10/9	BUFFALO	35-38(OT)	L	59,948
10/16	at N.Y. Jets	32-14	W	58,615
10/23	at Baltimore	21-7	W	32,343
10/30	L.A. RAMS	30-14	W	72,175
11/6	at San Francisco	20-17	W	57,832
11/13	at New England	6-17	L	60,771
11/20	BALTIMORE	37-0	W	54,482
11/28	CINCINNATI	38-14	W	75,506
12/4	at Houston	24-17	W	39,434
12/10	ATLANTA	31-24	W	56,725
12/16	N.Y. JETS	34-14	W	59,975

TEAM STATISTICS	MIA.	OPP.
TOTAL FIRST DOWNS	314	288
By Rushing	132	122
By Passing	151	147
By Penalty	31	19
Third Down: Made/Att.....	79/211	78/204
Fourth Down: Made/Att.....	9/14	5/10
TOTAL NET YARDS.....	5195	5139
Average Per Game	324.7	321.2
Total Plays	1033	992
Average Per Play	5.0	5.2
NET YARDS RUSHING	2150	2037
Average Per Game	134.4	127.3
Total Rushes	568	460
NET YARDS PASSING.....	3045	3002
Average Per Game	190.3	187.6
Tackled/Yards Lost.....	23/190	49/363
Gross Yards	3235	3365
Attempts/Completions	442/254	480/277
Completion Percentage ..	57.5	57.7
Had Intercepted	11	26
PUNTS/AVERAGE.....	75/42.5	90/40.8
PENALTIES/YARDS	64/567	95/836
FUMBLES/BALL LOST	30/16	39/18
TOUCHDOWNS	48	32
By Rushing	16	11
By Passing	28	19
By Returns	4	2

Score By Quarters	1	2	3	4	OT	Total
DOLPHINS.....	56	135	91	107	0	389
OPPONENTS	62	68	44	73	3	250

RUSHING	NO.	YDS.	AVG.	LG	TD
Franklin	224	746	3.3	18	8
Nathan	151	685	4.5	40	3
Overstreet	85	392	4.6	44	1
Bennett	49	197	4.0	25	2
Woodley	19	78	4.1	15	0
Marino	28	45	1.6	15	2
Hill	2	12	6.0	10	0
Clayton	2	9	4.5	9	0
Hardy	1	2	2.0	2	0
Harris	1	0	0.0	0	0
Strock	6	-16	-2.7	-2	0
DOLPHINS	568	2150	3.8	44	16
OPPONENTS	460	2037	4.4	55	11

RECEIVING	NO.	YDS.	AVG.	LG	TD
Nathan	52	461	8.9	25	1
Duper	51	1003	19.7	85t	10
Moore	39	558	14.3	66t	6
Rose	29	345	11.9	37	3
Johnson	24	189	7.9	33	4
Hardy	22	202	9.2	25	0
Harris	15	260	17.3	64t	1
Overstreet	8	55	6.9	20	2
Clayton	6	114	19.0	39	1
Bennett	6	35	5.8	9	0
Vigorito	1	7	7.0	7	0
Woodley	1	6	6.0	6	0
DOLPHINS	254	3235	12.7	85t	28
OPPONENTS	277	3365	12.1	80t	19

INTERCEPTIONS	NO.	YDS.	AVG.	LG	TD
Judson	6	60	10.0	29	0
Small	5	60	12.0	28	0
L. Blackwood..	4	77	19.3	45	0
G. Blackwood	3	0	0.0	0	0
Kozlowski	2	73	36.5	38t	2
Bokamper	2	43	21.5	24t	1
Rhone	1	15	15.0	15	0
Lankford	1	10	10.0	10	0
Walker	1	7	7.0	7	0
Brown	1	0	0.0	0	0
DOLPHINS	26	345	13.3	45	3
OPPONENTS	11	203	18.6	45	1

PUNTING	NO.	YDS.	AVG.	LG	BK
Roby	74	3189	43.1	64	1
DOLPHINS	75	3189	42.5	64	1
OPPONENTS	90	3674	40.8	63	1

PUNT RET.	NO.	YDS.	AVG.	LG	TD
Clayton	41	392	9.6	60t	1
Walker	8	86	10.8	23	0
Kozlowski	2	12	6.0	11	0
Vigorito	1	62	62.0	62	0
Heflin	1	19	19.0	19	0
G. Blackwood	1	10	10.0	10	0
Sowell	1	0	0.0	0	0
DOLPHINS	55	581	10.6	62	1
OPPONENTS	32	229	7.2	24	0

KICKOFF RET.	NO.	YDS.	AVG.	LG	TD
Walker	36	962	26.7	78	0
Kozlowski	4	50	12.5	23	0
Nathan	3	15	5.0	12	0
Heflin	1	27	27.0	27	0
Clayton	1	25	25.0	25	0
Bennett	1	0	0.0	0	0
DOLPHINS	47	1085	23.1	78	0
OPPONENTS	54	1024	19.0	40	0

SCORING	Ru	Pa	Rt	PAT	FG	S	TP
von Schamann	0	0	0	45/48	18/27	0	99
Duper	0	10	0	0	0	0	60
Franklin	8	0	0	0	0	0	48
Moore	0	6	0	0	0	0	36
Johnson	0	4	0	0	0	0	24
Nathan	3	1	0	0	0	0	24
Rose	0	3	0	0	0	0	18
Overstreet	1	2	0	0	0	0	18

Bennett	2	0	0	0	0	0	12
Clayton	0	1	1	0	0	0	12
Marino	2	0	0	0	0	0	12
Kozlowski	0	0	2	0	0	0	12
Bokamper	0	0	1	0	0	0	6
Harris	0	1	0	0	0	0	6
Charles	0	0	0	0	0	0	2

DOLPHINS	16	28	445/48	18/27	0	389	0
OPPONENTS	11	19	2	31/32	9/15	0	250

FIELD GOALS	1-19	20-29	30-39	40-49	50+
von Schamann ..	2/2	6/6	5/8	3/6	2/5

DOLPHINS	2/2	6/6	5/8	3/6	2/5
OPPONENTS	0/0	4/5	3/5	2/5	0/0

SACKS

Bettters 16.0, Baumhower 8.0, Bowser 6.5, Duhe 5.5, Charles 3.0, Rhone 3.0, Bokamper 2.0, Brown 2.0, Brudzinski 1.0, Hester 1.0, Kozlowski 1.0.

DOLPHINS 49.0, OPPONENTS 23.0

STARTERS

OFFENSE

WR - Mark Duper (11), Duriel Harris (4)
LT - Jon Giesler (16)
LG - Bob Kuechenberg (15), Jeff Toews (1)
C - Dwight Stephenson (16)
RG - Ed Newman (16)
RT - Eric Laako (14), Roy Foster (1), Cleveland Green (1)
TE - Dan Johnson (16)
WR - Nat Moore (15)
QB - *Dan Marino (9), David Woodley (5), Don Strock (2)
RB - Tony Nathan (12)
FB - Andra Franklin (12), Woody Bennett (2)
2nd TE - Bruce Hardy (8)

DEFENSE

LDE - Doug Bettters (16)
NT - Bob Baumhower (16)
DT - *Mike Charles (2)
RDE - Kim Bokamper (15)
LOLB - Bob Brudzinski (16)
LILB - A.J. Duhe (15)
RILB - Earnie Rhone (13), Rodell Thomas (2), *Mark Brown (1)
ROLB - Charles Bowser (16)
LCB - William Judson (16)
RCB - Gerald Small (15), Paul Lankford (1)
SS - Glenn Blackwood (16)
FS - Lyle Blackwood (16)

* Indicates Rookie

PASSING	ATT.	COMP.	YDS.	PCT.	TD	INT.	LG	SCK/LST	RATING
Marino	296	173	2210	58.4	20	6	85t	10/80	96.0
Woodley	89	43	528	48.3	3	4	64t	10/80	59.6
Strock	52	34	403	65.4	4	1	47	3/30	106.5
Nathan	4	3	46	75.0	0	0	22	0/0	112.5
Clayton	1	1	48	100.0	1	0	48t	0/0	158.3
DOLPHINS	442	254	3235	57.5	28	11	85t	23/190	91.2
OPPONENTS	480	277	3365	57.7	19	26	80t	49/363	70.0

1984 FINAL STATISTICS (14-2)

DATE	OPPONENT	SCORE	W/L	ATT.
9/2	at Washington	35-17	W	52,683
9/9	NEW ENGLAND	28-7	W	66,083
9/17	at Buffalo	21-17	W	65,455
9/23	INDIANAPOLIS	44-7	W	55,415
9/30	at St. Louis	36-28	W	46,991
10/7	at Pittsburgh	31-7	W	59,103
10/14	HOUSTON	28-10	W	54,080
10/21	at New England	44-24	W	60,711
10/28	BUFFALO	38-7	W	58,824
11/4	at N.Y. Jets	31-17	W	72,655
11/11	PHILADELPHIA	24-23	W	70,227
11/18	at San Diego	28-34(OT)	L	53,041
11/26	N.Y. JETS	28-17	W	74,884
12/2	L.A. RAIDERS	34-45	L	71,222
12/9	at Indianapolis	35-17	W	60,411
12/17	DALLAS	28-21	W	74,139

TEAM STATISTICS	MIA.	OPP.
TOTAL FIRST DOWNS	387	314
By Rushing	115	130
By Passing	243	172
By Penalty	29	12
Third Down: Made/Att.....	103/200	87/218
Fourth Down: Made/Att....	6/11	17/21
TOTAL NET YARDS	6936	5420
Average Per Game	433.5	338.8
Total Plays	1070	1051
Average Per Play	6.5	5.2
NET YARDS RUSHING	1918	2155
Average Per Game	119.9	134.7
Total Rushes	483	458
NET YARDS PASSING	5018	3265
Average Per Game	313.6	204.1
Tackled/Yards Lost.....	14/128	42/339
Gross Yards	5146	3604
Attempts/Completions	572/367	551/310
Completion Percentage	64.2	56.3
Had Intercepted	18	24
PUNTS/AVERAGE	51/44.7	83/41.9
PENALTIES/YARDS	67/527	93/772
FUMBLES/BALL LOST	26/10	23/12
TOUCHDOWNS	70	39
By Rushing	18	16
By Passing	49	22
By Returns	3	1

Score By Quarters	1	2	3	4	OT	Total
DOLPHINS	58	170	150	135	0	513
OPPONENTS	52	81	62	97	6	298

RUSHING	NO.	YDS.	AVG.	LG	TD
Bennett	144	606	4.2	19	7
Nathan	118	558	4.7	22	1
Carter	100	495	5.0	35	1
P. Johnson	68	159	2.3	9	9
Franklin	20	74	3.7	18	0
Clayton	3	35	11.7	30	0
Moore	1	3	3.0	3	0
Strock	2	-5	-2.5	0	0
Marino	27	-7	-0.3	10	0
DOLPHINS	484	1918	4.0	35	18
OPPONENTS	458	2155	4.7	52t	16

RECEIVING	NO.	YDS.	AVG.	LG	TD
Clayton	73	1389	19.0	65t	18

PASSING	ATT.	COMP.	YDS.	PCT.	TD	INT.	LG	SCK/LST	RATING
Marino	564	362	5084	64.2	48	17	80t	13/120	108.9
Strock	6	4	27	66.7	0	0	12	0/0	76.4
Jensen	1	1	35	100.0	1	0	35t	1/8	158.3
Clayton	1	0	0	0.0	0	0	0	0/0	39.6
DOLPHINS	572	367	5146	64.2	49	18	80t	14/128	108.5
OPPONENTS	551	310	3604	56.3	22	24	76t	42/339	71.3

Duper	71	1306	18.4	80t	8
Nathan	61	579	9.5	24	2
Moore	43	573	13.3	37t	6
D. Johnson	34	426	12.5	42	3
Hardy	28	257	9.2	19t	5
Cefalo	18	185	10.3	25t	2
Jensen	13	139	10.7	20	2
Rose	12	195	16.3	34t	2
Carter	8	53	6.6	15	0
Bennett	6	44	7.3	20	1
DOLPHINS	367	5146	14.0	80t	49
OPPONENTS ..	310	3604	11.6	76t	22

INTERCEPTIONS	NO.	YDS.	AVG.	LG	TD
G. Blackwood	6	169	28.2	50	0
Judson	4	121	30.3	40	1
McNeal	3	41	13.7	30	1
L. Blackwood	3	29	9.7	15	0
Lankford	3	25	8.3	22	0
B. Brown	1	53	53.0	53	0
Kozlowski	1	26	26.0	26	0
Duhe	1	7	7.0	7	0
Sowell	1	7	7.0	7	0
Brudzinski	1	0	0.0	0	0
DOLPHINS	24	478	19.9	86t	2
OPPONENTS ..	18	377	20.9	97t	1

PUNTING	NO.	YDS.	AVG.	LG	BK
Roby	51	2281	44.7	69	0
DOLPHINS	51	2281	44.7	69	0
OPPONENTS ..	83	3476	41.9	89	0

PUNT RET.	NO.	YDS.	AVG.	LG	TD
Walker	21	169	8.0	33	0
Clayton	8	79	9.9	14	0
Heflin	6	76	12.7	37	0
Kozlowski	5	41	8.2	20	0
DOLPHINS	40	365	9.1	37	0
OPPONENTS ..	17	138	8.1	32	0

KICKOFF RET.	NO.	YDS.	AVG.	LG	TD
Walker	29	617	21.3	41	0
Heflin	9	130	14.4	26	0
Kozlowski	2	23	11.5	12	0
Clayton	2	15	7.5	14	0
Hill	1	14	14.0	14	0
Duhe	1	0	0.0	0	0
DOLPHINS	44	799	18.2	41	0
OPPONENTS ..	66	1360	20.6	42	0

SCORING	Ru	Pa	Rt	PAT	FG	S	TP
Clayton	0	18	0	0	0	0	108
v. Schamann ..	0	0	0	66/70	9/19	0	93
P. Johnson	9	0	0	0	0	0	54
Bennett	7	1	0	0	0	0	48
Duper	0	8	0	0	0	0	48
Moore	0	6	0	0	0	0	36
Hardy	0	5	0	0	0	0	30
D. Johnson	0	3	0	0	0	0	18
Nathan	1	2	0	0	0	0	18
Cefalo	0	2	0	0	0	0	12
Jensen	0	2	0	0	0	0	12
Rose	0	2	0	0	0	0	12
Baumhower ..	0	0	1	0	0	0	6
Carter	1	0	0	0	0	0	6

Judson	0	0	1	0	0	0	6
McNeal	0	0	1	0	0	0	6
DOLPHINS	18	49	366/70	9/19	0	513	
OPPONENTS ..	16	22	137/38	9/17	0	298	

FIELD GOALS	1-19	20-29	30-39	40-49	50+
von Schamann ..	0/0	7/7	2/5	0/4	0/3
DOLPHINS	0/0	7/7	2/5	0/4	0/3
OPPONENTS ..	0/0	0/1	4/4	4/9	1/3

SACKS
Bettors 14.0, Bowser 9.0, Bokamper 4.0, Charles 3.0, Barnett 2.0, Baumhower 2.0, Brudzinski 2.0, Bensen 1.0, Brophy 1.0, M. Brown 1.0, Duhe 1.0, Lankford 1.0, Rhone 1.0.
DOLPHINS 42.0, OPPONENTS 14.0

STARTERS
OFFENSE
WR - Mark Duper (16)
LT - Jon Giesler (16)
LG - Roy Foster (16)
C - Dwight Stephenson (16)
RG - Ed Newman (16)
RT - Cleveland Green (12), Eric Laakso (4)
TE - Dan Johnson (16)
WR - Mark Clayton (15), Nat Moore (1)
QB - Dan Marino (16)
RB - Tony Nathan (12), Jim Jensen (2), *Joe Carter (2)
FB - Woody Bennett (9), Andrea Franklin (2)
2nd TE - Bruce Hardy (5)

DEFENSE
LDE - Doug Bettors (16)
NT - Bob Baumhower (15), Bill Barnett (1)
RDE - Kim Bokamper (10), Mike Charles (6)
LOLB - Bob Brudzinski (16)
LILB - A.J. Duhe (9), *Jay Brophy (5), Earnie Rhone (2)
RILB - Mark Brown (9), Earnie Rhone (7)
ROLB - Charles Bowser (15), Rodell Thomas (1)
LCB - Don McNeal (10), Paul Lankford (6)
RCB - William Judson (16)
SS - Glenn Blackwood (16)
FS - Lyle Blackwood (16)

* Indicates Rookie

1985 FINAL STATISTICS (12-4)

DATE	OPPONENT	SCORE	W/L	ATT.
9/8	at Houston	23-26	L	47,656
9/15	INDIANAPOLIS	30-13	W	53,693
9/22	KANSAS CITY	31-0	W	69,791
9/29	at Denver	30-26	W	73,614
10/6	PITTSBURGH	24-20	W	72,820
10/14	at N.Y. Jets	7-23	L	73,807
10/20	TAMPA BAY	41-38	W	62,335
10/27	at Detroit	21-31	L	75,291
11/3	at New England	13-17	L	58,811
11/10	N.Y. JETS	21-17	W	73,965
11/17	at Indianapolis	34-20	W	59,666
11/24	at Buffalo	23-14	W	50,474
12/2	CHICAGO	38-24	W	75,594
12/8	at Green Bay	34-24	W	52,671
12/16	NEW ENGLAND	30-27	W	69,489
12/22	BUFFALO	28-0	W	64,811

TEAM STATISTICS	MIA.	OPP.
TOTAL FIRST DOWNS	361	314
By Rushing	116	135
By Passing	218	160
By Penalty	27	19
Third Down: Made/Att.....	88/193	88/216
Fourth Down: Made/Att.....	8/11	8/13
TOTAL NET YARDS.....	5843	5767
Average Per Game	365.2	360.4
Total Plays	1039	1033
Average Per Play	5.6	5.6
NET YARDS RUSHING	1729	2256
Average Per Game	108.1	141.0
Total Rushes	444	509
NET YARDS PASSING	4114	3511
Average Per Game	257.1	219.4
Tackled/Yards Lost.....	19/164	38/278
Gross Yards	4278	3789
Attempts/Completions.....	576/343	487/257
Completion Percentage ..	59.5	52.8
Had Intercepted	21	23
PUNTS/AVERAGE	59/43.7	73/40.7
PENALTIES/YARDS	77/637	112/854
FUMBLES/BALL LOST	31/20	36/18
TOUCHDOWNS	52	38
By Rushing	19	15
By Passing	31	21
By Returns	2	2

Score By Quarters	1	2	3	4	OT	Total
DOLPHINS.....	88	136	95	109	0	428
OPPONENTS.....	44	96	78	102	0	320

RUSHING	NO.	YDS.	AVG.	LG	TD
Nathan	143	667	4.7	22	5
Davenport	98	370	3.8	33	11
Hampton	105	369	3.5	15	3
Bennett	54	256	4.7	17	0
Carter	14	76	5.4	19	0
N. Moore	1	11	11.0	11	0
Clayton	1	10	10.0	10	0
Strock	2	-6	-3.0	-3	0
Marino	26	-24	-0.9	2	0
DOLPHINS	444	1729	3.9	33	19
OPPONENTS	509	2256	4.4	32	15

RECEIVING	NO.	YDS.	AVG.	LG	TD
Nathan	72	651	9.0	73	4
Clayton	70	996	14.2	45	4
N. Moore	51	701	13.7	69t	7

PASSING	ATT.	COMP.	YDS.	PCT.	TD	INT.	LG	SCK/LST	RATING
Marino	567	336	4137	59.3	30	21	73	18/157	84.1
Strock	9	7	141	77.8	1	0	67t	0/0	154.7
Clayton	0	0	0	0.0	0	0	0	1/7	-
DOLPHINS	576	343	4278	59.5	31	21	73	19/164	85.6
OPPONENTS	487	257	3789	52.8	21	23	80t	38/278	73.3

Hardy	39	409	10.5	31	4
Duper	35	650	18.6	67t	3
Rose	19	306	16.1	42	4
Johnson	13	192	14.8	61t	3
Davenport	13	74	5.7	17t	2
Bennett	10	101	10.1	27	1
Hampton	8	56	7.0	15	0
Heflin	6	98	16.3	46t	1
Harris	3	24	8.0	11	0
Carter	2	4	2.0	4	0
Vigorito	1	9	9.0	9	0
Jensen	1	4	4.0	4t	1

DOLPHINS	343	4278	12.5	73	31
OPPONENTS	257	3789	14.7	80t	21

INTERCEPTIONS NO.	YDS.	AVG.	LG	TD	
G. Blackwood	6	36	6.0	17	0
Judson	4	88	22.0	61t	1
Lankford	4	10	2.5	6	0
B. Brown	2	40	20.0	26	0
Brophy	1	41	41.0	41	0
H. Green	1	28	28.0	28	0
Shipp	1	7	7.0	7	0
Bruzdzinski	1	6	6.0	6	0
M. Brown	1	5	5.0	5	0
Moyer	1	4	4.0	4	0
L. Blackwood..	1	0	0.0	0	0
DOLPHINS	23	265	11.5	61t	1
OPPONENTS	21	100	4.8	40	0

PUNTING	NO.	YDS.	AVG.	LG	BK
Roby	59	2576	43.7	63	0

DOLPHINS	59	2576	43.7	63	0
OPPONENTS	73	2972	40.7	67	1

PUNT RET.	NO.	YDS.	AVG.	LG	TD
Vigorito	22	197	9.0	21	0
Kozlowski	7	65	9.3	17	0
Lockett	5	23	4.6	8	0
G. Blackwood	3	20	6.7	18	0
Clayton	2	14	7.0	11	0
DOLPHINS	39	319	8.2	21	0
OPPONENTS	27	371	13.7	70t	1

KICKOFF RET.	NO.	YDS.	AVG.	LG	TD
Hampton	45	1020	22.7	46	0
Carter	4	82	20.5	25	0
L. Blackwood..	2	32	16.0	17	0
Hardy	1	11	11.0	11	0
Kozlowski	0	32	-	-	-
DOLPHINS	52	1177	22.6	46	0
OPPONENTS	63	1359	21.6	50	0

SCORING	Ru	Pa	Rt	PAT	FG	S	TP
Revez	0	0	0	0	50/52	22/27	0 116
Davenport	11	2	0	0	0	0	0 78
N. Moore	0	7	0	0	0	0	0 42
Nathan	5	1	0	0	0	0	0 36
Clayton	0	4	0	0	0	0	0 24
Rose	0	4	0	0	0	0	0 24
Hardy	0	4	0	0	0	0	0 24
Duper	0	3	0	0	0	0	0 18
Hampton	3	0	0	0	0	0	0 18
Johnson	0	3	0	0	0	0	0 18
Bennett	0	1	0	0	0	0	0 6
Bruzdzinski	0	0	1	0	0	0	0 6

Heflin	0	1	0	0	0	0	0 6
Jensen	0	1	0	0	0	0	0 6
Judson	0	0	1	0	0	0	0 6

DOLPHINS	19	31	250/52	22/27	0	428
OPPONENTS	15	21	235/38	19/28	0	320

FIELD GOALS	1-19	20-29	30-39	40-49	50+
Revez.....	0/0	8/9	5/5	9/10	0/3

DOLPHINS	0/0	8/9	5/5	9/10	0/3
OPPONENTS	2/2	5/5	7/9	4/10	1/2

SACKS
Charles 7.0, Betteres 6.5, M. Moore 5.5, H. Green 5.0, Brudzinski 3.0, Bokamper 2.5, Bowser 2.5, Baumhower 2.0, G. Blackwood 1.0, Brophy 1.0, M. Brown 1.0, Little 1.0.

DOLPHINS 38.0, OPPONENTS 19.0

STARTERS
OFFENSE

WR - Mark Duper (8), Nat Moore (7), Jim Jensen (1)
 LT - Jon Giesler (13), Ronnie Lee (1), Cleveland Green (1), *Jeff Dellenbach (1)
 LG - Roy Foster (16)
 C - Dwight Stephenson (16)
 RG - Ronnie Lee (6), Steve Clark (5), Jeff Toews (5)
 RT - Cleveland Green (10), Ronnie Lee (6)
 TE - Bruce Hardy (16)
 WR - Mark Clayton (16)
 QB - Dan Marino (16)
 RB - Tony Nathan (15), *Lorenzo Hampton (1)
 FB - Woody Bennett (13), *Ron Davenport (1)
 2nd TE - Dan Johnson (1), Joe Rose (1)

DEFENSE
 LDE - Doug Betteres (14), Mack Moore (2)
 NT - Mike Charles (15), Bill Barnett (1)
 RDE - Kim Bokamper (12), *George Little (3), Mike Charles (1)
 LOLB - Bob Brudzinski (13), Robin Sandlein (3)
 LILB - Jackie Shipp (10), Jay Brophy (6)
 RILB - Mark Brown (15), Jackie Shipp (1)
 ROLB - Hugh Green (11), Sanders Shiver (3), Charles Bowser (2)
 LCB - Paul Lankford (15), Robert Sowell (1)
 RCB - William Judson (16)
 SS - Glenn Blackwood (14), Mike Kozlowski (2)
 FS - Bud Brown (16)

* Indicates Rookie

1986 FINAL STATISTICS (8-8)

DATE	OPPONENT	SCORE	W/L	ATT.
9/7	@ San Diego	28-50	L	57,726
9/14	INDIANAPOLIS	30-10	W	51,848
9/21	@ N.Y. Jets	45-51(OT)	L	71,025
9/28	SAN FRANCISCO	16-31	L	70,264
10/5	@ New England	7-34	L	60,689
10/12	BUFFALO	27-14	W	49,467
10/19	L.A. RAIDERS	28-30	L	53,421
10/26	@ Indianapolis	17-13	W	58,350
11/2	HOUSTON	28-7	W	43,804
11/10	@ Cleveland	16-26	L	77,949
11/16	@ Buffalo	34-24	W	76,474
11/24	N.Y. JETS	45-3	W	70,206
11/30	ATLANTA	14-20	L	53,762
12/7	@ New Orleans	31-27	W	64,761
12/14	@ L.A. Rams	37-31(OT)	W	62,629
12/22	NEW ENGLAND	27-34	L	74,516

TEAM STATISTICS	MIA.	OPP.
TOTAL FIRST DOWNS	351	337
By Rushing	84	144
By Passing	250	177
By Penalty	17	16
Third Down: Made/Att... 98/191	86/209	
Fourth Down: Made/Att... 2/10	10/18	
TOTAL NET YARDS	6324	6050
Average Per Game	395.3	378.1
Total Plays	1011	1058
Average Per Play	6.3	5.7
NET YARDS RUSHING	1545	2493
Average Per Game	96.6	155.8
Total Rushes	349	540
NET YARDS PASSING	4779	3557
Average Per Game	298.7	222.3
Tackled/Yards Lost... 17/119	33/268	
Gross Yards	4898	3825
Attempts/Completions .. 645/392	485/290	
Completion Percentage ..	60.8	59.8
Had Intercepted	23	13
PUNTS/AVERAGE	56/44.2	64/41.4
PENALTIES/YARDS	72/609	82/596
FUMBLES/BALL LOST	37/14	32/14
TOUCHDOWNS	56	47
By Rushing	9	23
By Passing	46	22
By Returns	1	2

Score By Quarters	1	2	3	4	OT	Total
DOLPHINS	45	177	102	100	6	430
OPPONENTS	101	127	58	113	6	405

RUSHING	NO.	YDS.	AVG.	LG	TD
Hampton	186	830	4.5	54t	9
Davenport	75	314	4.2	35	0
Nathan	27	203	7.5	20	0
Bennett	36	162	4.5	16	0
Clayton	2	33	16.5	22	0
Carter	4	18	4.5	9	0
Ellis	3	6	2.0	2	0
Strock	1	0	0.0	0	0
Marino	12	-3	-0.3	13	0
Roby	2	-8	-4.0	0	0
Duper	1	-10	-10.0	-10	0
DOLPHINS	349	1545	4.4	54t	9
OPPONENTS	540	2493	4.6	47	23

RECEIVING	NO.	YDS.	AVG.	LG	TD
Duper	67	1313	19.6	85t	11
Hampton	61	446	7.3	19	3
Clayton	60	1150	19.2	68t	10
Hardy	54	430	8.0	18t	5
Nathan	48	457	9.5	23t	2
N. Moore	38	431	11.3	38t	7
Davenport	20	177	8.9	27	1
Johnson	19	170	8.9	20	4
Pruitt	15	235	15.7	27	2
Jensen	5	50	10.0	20t	1
Bennett	4	33	8.3	13	0
Carter	1	6	6.0	6	0
DOLPHINS	392	4898	12.5	85t	46
OPPONENTS	290	3825	13.2	65t	22

INTERCEPTIONS	NO.	YDS.	AVG.	LG	TD
Rose	2	63	31.5	36	0
McNeal	2	46	23.0	29	0
G. Blackwood	2	10	5.0	7	0
Judson	2	0	0.0	0	0
L. Blackwood	1	14	14.0	14	0
Offerdahl	1	14	14.0	14	0
B. Brown	1	3	3.0	3	0
Charles	1	2	2.0	2	0
Kozlowski	1	0	0.0	0	0
DOLPHINS	13	152	11.7	36	0
OPPONENTS	23	221	9.6	70t	1

PUNTING	NO.	YDS.	AVG.	LG	BK
Roby	56	2476	44.2	73	0
DOLPHINS	56	2476	44.2	73	0
OPPONENTS	64	2648	41.4	64	0

PUNT RET.	NO.	YDS.	AVG.	LG	TD
Ellis	24	149	6.2	17	0
Pruitt	11	150	13.6	71t	1
G. Blackwood	1	0	0.0	0	0
L. Blackwood	1	0	0.0	0	0
Clayton	1	0	0.0	0	0
Thompson	1	0	0.0	0	0
N. Moore	1	-2	-2.0	-2	0
DOLPHINS	40	297	7.4	71t	1
OPPONENTS	23	200	8.7	34	0

KICKOFF RET.	NO.	YDS.	AVG.	LG	TD
Ellis	25	541	21.6	41	0
Davenport	16	285	17.8	37	0
Hampton	9	182	20.2	25	0
Carter	9	133	14.8	22	0
Hardy	3	39	13.0	16	0
L. Lee	1	5	5.0	5	0
Johnson	1	0	0.0	0	0
Toth	1	0	0.0	0	0
DOLPHINS	65	1185	18.2	41	0
OPPONENTS	53	997	18.8	40	0

SCORING	Ru	Pa	Rt	PAT	FG	S	TP
Revez	0	0	0	52/55	14/22	0	94
Hampton	9	3	0	0	0	0	72
Duper	0	11	0	0	0	0	66
Clayton	0	10	0	0	0	0	60
N. Moore	0	7	0	0	0	0	42
Hardy	0	5	0	0	0	0	30
Johnson	0	4	0	0	0	0	24
Pruitt	0	2	1	0	0	0	18

Nathan	0	2	0	0	0	0	12
Davenport	0	1	0	0	0	0	6
Jensen	0	1	0	0	0	0	6

DOLPHINS	9	46	152/55	14/22	0	430
OPPONENTS	23	22	245/46	26/31	0	405

FIELD GOALS 1-19 20-29 30-39 40-49 50+

Revez	1/1	5/5	4/6	3/8	1/2
-------------	-----	-----	-----	-----	-----

DOLPHINS	1/1	5/5	4/6	3/8	1/2
OPPONENTS	2/2	6/12	14	6/6	0/5

SACKS

M. Brown 5.0, Betterts 4.0, H. Green 4.0, Little 4.0, J. Foster 3.0, Brudzinski 2.0, Offerdahl 2.0, Robinson 2.0, Turner 2.0, Shipp 1.0, Baumhower 1.0, M. Moore 1.0, Smith 1.0, Sochia 1.0.
--

DOLPHINS 33.0, OPPONENTS 17.0

STARTERS

OFFENSE

WR - Mark Duper (16)
LT - Jon Giesler (7), Cleveland Green (5), Jeff Dellenbach (4)
LG - Roy Foster (16)
C - Dwight Stephenson (16)
RG - Ronnie Lee (9), Larry Lee (5), Jeff Dellenbach (2)
RT - Greg Koch (16)
TE - Bruce Hardy (16)
WR - Mark Clayton (14), Nat Moore (1)
QB - Dan Marino (16)
RB - Lorenzo Hampton (16)
FB - Woody Bennett (14), Ron Davenport (2)
2nd TE - Dan Johnson (1)

DEFENSE

LDE - *T.J. Turner (15), Doug Betterts (1)
NT - Bob Baumhower (12), Mike Charles (4)
LOLB - Bob Brudzinski (16)
LILB - Jackie Shipp (14), *Larry Kolic (2)
RILB - *John Offerdahl (15), Andy Hendel (1)
ROLB - Mark Brown (11), Hugh Green (3), David Frye (2)
LCB - Paul Lankford (11), Reyna Thompson (4), Don McNeal (1)
RCB - William Judson (16)
SS - Glenn Blackwood (10), Lyle Blackwood (4), Bud Brown (1), Paul Lankford (1)
FS - Bud Brown (14), Donovan Rose (2)

* Indicates Rookie

PASSING	ATT.	COMP.	YDS.	PCT.	TD	INT.	LG	SCK/LST	RATING
Marino	623	378	4746	60.7	44	23	85t	17/119	92.5
Strock	20	14	152	70.0	2	0	21	0/0	125.4
Jensen	2	0	0	0.0	0	0	0	0/0	39.6
DOLPHINS	645	392	4898	60.8	46	23	85t	17/119	93.3
OPPONENTS	485	290	3825	59.8	22	13	65t	33/268	88.7

1988 FINAL STATISTICS (6-10)

DATE	OPPONENT	SCORE	W/L	ATT.
9/4	at Chicago	7-34	L	63,330
9/11	at Buffalo	6-9	L	79,520
9/18	GREEN BAY	24-17	W	54,409
9/25	at Indianapolis	13-15	L	59,638
10/2	MINNESOTA	24-17	W	59,867
10/9	at L.A. Raiders	24-14	W	50,751
10/16	SAN DIEGO	31-28	W	58,972
10/23	N.Y. JETS	30-44	L	68,292
10/30	at Tampa Bay	17-14	W	67,352
11/6	at New England	10-21	L	60,840
11/14	BUFFALO	6-31	L	67,091
11/20	NEW ENGLAND	3-6	L	53,252
11/27	at N.Y. Jets	34-38	L	52,756
12/4	INDIANAPOLIS	28-31	L	45,236
12/12	CLEVELAND	38-31	W	61,884
12/18	at Pittsburgh	24-40	L	66,051

TEAM STATISTICS	MIA.	OPP.
TOTAL FIRST DOWNS	321	359
By Rushing	77	155
By Passing	218	173
By Penalty	26	31
Third Down: Made/Att.	71/184	101/207
Fourth Down: Made/Att.	7/16	6/13
TOTAL NET YARDS	5721	5781
Average Per Game	357.6	361.3
Total Plays	363	1072
Average Per Play	9.9	5.4
NET YARDS RUSHING	1205	2506
Average Per Game	75.3	156.6
Total Rushes	335	557
NET YARDS PASSING	4516	3275
Average Per Game	282.3	204.7
Tackled/Yards Lost.	7/41	24/167
Gross Yards	4557	3442
Attempts/Completions.	621/363	491/298
Completion Percentage ..	58.5	60.7
Had Intercepted	23	16
PUNTS/AVERAGE	64/43.0	58/41.8
PENALTIES/YARDS	99/845	103/734
FUMBLES/BALL LOST	26/12	31/15
TOUCHDOWNS	41	45
By Rushing	11	22
By Passing	29	19
By Returns	1	4

Score By Quarters	1	2	3	4	OT	Total
DOLPHINS	72	97	88	62	0	319
OPPONENTS	51	159	69	101	0	380

RUSHING	NO.	YDS.	AVG.	LG	TD
Hampton	117	414	3.5	33	9
Stradford	95	335	3.5	18	2
Davenport	55	273	5.0	64	0
Bennett	31	115	3.7	12	0
Jensen	10	68	6.8	23	0
Cribbs	5	21	4.2	11	0
Clayton	1	4	4.0	4	0
Edmunds	1	-8	-8.0	-8	0
Marino	20	-17	-0.9	6	0
DOLPHINS	335	1205	3.6	64	11
OPPONENTS ..	557	2506	4.5	44	22

RECEIVING	NO.	YDS.	AVG.	LG	TD
Clayton	86	1129	13.1	45t	14
Jensen	58	652	11.2	31	5
Stradford	56	426	7.6	36	1

PASSING	ATT.	COMP.	YDS.	PCT.	TD	INT.	LG	SCK/LST	RATING
Marino	606	354	4434	58.4	28	23	80t	6/31	80.8
Jaworski	14	9	123	64.3	1	0	22	1/10	116.1
Stradford	1	0	0	0.0	0	0	0	0/0	39.6
DOLPHINS	621	363	4557	58.5	29	23	80t	7/41	81.5
OPPONENTS	491	298	3442	60.7	19	16	47	24/167	81.2

Duper	39	626	16.1	56	1
Edmunds	33	575	17.4	80t	3
Davenport	30	282	9.4	27	0
Banks	23	430	18.7	55	2
Hampton	23	204	8.9	39t	3
Schwedes	6	130	21.7	42	0
Hardy	4	46	11.5	19	0
Pruitt	2	38	19.0	19	0
Bennett	2	16	8.0	12	0
Kinchen	1	3	3.0	3	0

DOLPHINS	363	4557	12.6	80t	29
OPPONENTS ..	298	3442	11.6	47	19

INTERCEPTIONS	NO.	YDS.	AVG.	LG	TD
Williams	4	62	15.5	23	0
Judson	4	57	14.3	52	0
M. Brown	2	13	6.5	13	0
Offerdahl	2	2	1.0	2	0
Thomas	1	48	48.0	48	0
McNeal	1	23	23.0	23	0
Graf	1	14	14.0	14	0
Lankford	1	0	0.0	0	0
DOLPHINS	16	219	13.7	52	0
OPPONENTS ..	23	399	17.3	78t	4

PUNTING	NO.	YDS.	AVG.	LG	BK
Roby	64	2754	43.0	64	0
DOLPHINS	64	2754	43.0	64	0
OPPONENTS ..	58	2427	41.8	66	1

PUNT RET.	NO.	YDS.	AVG.	LG	TD
Schwedes	24	230	9.6	36	0
Williams	3	29	9.7	14	0
DOLPHINS	27	259	9.6	36	0
OPPONENTS ..	35	318	9.1	31	0

KICKOFF RET.	NO.	YDS.	AVG.	LG	TD
Cribbs	41	863	21.0	44	0
Hampton	9	216	24.0	37	0
Williams	8	159	19.9	27	0
Schwedes	3	49	16.3	25	0
Davenport	2	41	20.5	21	0
Edmunds	1	20	20.0	20	0
Hardy	1	17	17.0	17	0
DOLPHINS	65	1365	21.0	44	0
OPPONENTS ..	53	1109	20.9	57	0

SCORING	Ru	Pa	Rt	PAT	FG	S	TP
Clayton	0	14	0	0	0	0	84
Hampton	9	3	0	0	0	0	72
Revez	0	0	0	31/32	8/12	0	55
Jensen	0	5	0	0	0	0	30
Edmunds	0	3	0	0	0	0	18
Franklin	0	0	0	6/7	4/11	0	18
Stradford	2	1	0	0	0	0	18
Banks	0	2	0	0	0	0	12
Duper	0	1	0	0	0	0	6
Hobley	0	0	1	0	0	0	6
DOLPHINS	11	29	137/41	12/23	0	319	0
OPPONENTS ..	22	19	444/45	22/28	0	380	0

FIELD GOALS	1-19	20-29	30-39	40-49	49-50+
Revez	0/0	4/4	3/4	1/2	0/2
Franklin	0/0	1/2	2/4	0/1	1/4
DOLPHINS	0/0	5/6	5/8	1/3	1/6
OPPONENTS ..	0/0	6/6	10/11	4/7	2/4

SACKS
Turner 5.0, Sochia 4.5, Cline 4.0, Kumerow 3.0, Green 2.5, Bosa 2.0, Graf 1.0, Lankford 1.0, M. Brown 0.5, Offerdahl 0.5.
DOLPHINS 24.0, OPPONENTS 7.0

STARTERS
OFFENSE
WR - Mark Duper (13), Fred Banks (2), Scott Schwedes (1)
LT - Jon Giesler (9), Mark Dennis (7), LG - Roy Foster (15), Harry Galbreath (1)
C - Jeff Dellenbach (16)
RG - Harry Galbreath (12), Tom Toth (4)
RT - Ronnie Lee (16)
TE - *Ferrell Edmunds (14), Bruce Hardy (2)
WR - Mark Clayton (16)
QB - Dan Marino (16)
RB - Lorenzo Hampton (10), Troy Stradford (6)
FB - Woody Bennett (7), Ron Davenport (5), Jim Jensen (4)

DEFENSE
LDE - T.J. Turner (16)
NT - Brian Sochia (16)
RDE - Jackie Cline (9), John Bosa (6), Jeff Cross (1)
LOLB - Rick Graf (16)
LILB - Mark Brown (12), Jackie Shipp (4)
ROLB - Hugh Green (16)
RILB - John Offerdahl (16)
LCB - Paul Lankford (10), Don McNeal (3), Reyna Thompson (2), Rodney Thomas (1)
RCB - William Judson (16)
SS - Liffort Hobley (13), Bud Brown (3)
FS - *Jarvis Williams (16)

* Indicates Rookie

1989 FINAL STATISTICS (8-8)

DATE	OPPONENT	SCORE	W/L	ATT.
9/10	BUFFALO	24-27	L	54,541
9/17	at New England	24-10	W	57,043
9/24	N.Y. JETS	33-40	L	65,908
10/1	at Houston	7-39	L	53,326
10/8	CLEVELAND	13-10(OT)	W	58,444
10/15	at Cincinnati	20-13	W	58,184
10/22	GREEN BAY	23-20	W	56,624
10/29	at Buffalo	17-31	L	80,208
11/5	INDIANAPOLIS	19-13	W	52,680
11/12	at N.Y. Jets	31-23	W	65,923
11/19	at Dallas	17-14	W	56,044
11/26	PITTSBURGH	14-34	L	59,936
12/3	at Kansas City	21-26	L	54,610
12/10	NEW ENGLAND	31-10	W	55,918
12/17	at Indianapolis	13-42	L	55,665
12/24	KANSAS CITY	24-27	L	43,612

TEAM STATISTICS	MIA.	OPP.
TOTAL FIRST DOWNS	311	337
By Rushing	88	139
By Passing	202	180
By Penalty	21	18
Third Down: Made/Att.	101/209	67/194
Fourth Down: Made/Att.	7/14	8/21
TOTAL NET YARDS	5546	5696
Average Per Game	346.6	356.0
Total Plays	1011	1045
Average Per Play	5.5	5.5
NET YARDS RUSHING	1330	2153
Average Per Game	83.1	134.6
Total Rushes	400	493
NET YARDS PASSING	4216	3543
Average Per Game	263.5	221.4
Tackled/Yards Lost	10/86	39/268
Grid Yards	4302	3811
Attempts/Completions	601/331	513/315
Completion Percentage	55.1	61.4
Had Intercepted	25	15
PUNTS/AVERAGE	59/41.7	62/39.0
PENALTIES/YARDS	83/614	106/831
FUMBLES/BALL LOST	30/16	19/8
TOUCHDOWNS	39	43
By Rushing	10	19
By Passing	26	21
By Returns	3	3

Score By Quarters	1	2	3	4	OT	Total
DOLPHINS	78	96	73	81	3	331
OPPONENTS	57	128	77	117	0	379

RUSHING	NO.	YDS.	AVG.	LG	TD
Smith	200	659	3.3	25	6
Stradford	66	240	3.6	13	1
Logan	57	201	3.5	14	0
Davenport	14	56	4.0	9	1
Jensen	8	50	6.3	14	0
Hampton	17	47	2.8	9	0
Secules	4	39	9.8	17	0
T. Brown	13	26	2.0	6	0
Faola	2	10	5.0	5	0
Clayton	3	9	3.0	11	0
Roby	2	0	0.0	0	0
Marino	14	-7	-0.5	2	2
DOLPHINS	400	1330	3.3	25	10
OPPONENTS	493	2153	4.4	33	19

RECEIVING	NO.	YDS.	AVG.	LG	TD
Clayton	64	1011	15.8	78t	9
Jensen	61	557	9.1	20	6
Duper	49	717	14.6	41	1
Edmunds	32	382	11.9	30	3
Banks	30	520	17.3	61	1
Stradford	25	233	9.3	32	0
A. Brown	24	410	17.1	48t	5
T. Brown	13	117	9.0	23	0
Hampton	8	25	3.1	12	0
Schwedes	7	174	24.9	65t	1
Smith	7	81	11.6	34	0
Logan	5	34	6.8	11	0
Davenport	3	19	6.3	9	0
Kinchen	1	12	12.0	12	0
Faola	1	8	8.0	8	0
Hardy	1	2	2.0	2	0
DOLPHINS	331	4302	13.0	78t	26
OPPONENTS	315	3811	12.1	63t	21

INTERCEPTIONS	NO.	YDS.	AVG.	LG	TD
Oliver	4	32	8.0	23	0
McNeal	3	-6	-2.0	0	0
Williams	2	43	21.5	24	0
Judson	2	31	15.5	28	0
Thomas	2	4	2.0	4	0
Hobley	1	22	22.0	22	0
Lankford	1	0	0.0	0	0
DOLPHINS	15	126	8.4	28	0
OPPONENTS	25	335	13.4	48	1

PUNTING	NO.	YDS.	AVG.	LG	BK
Roby	58	2458	42.4	58	1
DOLPHINS	59	2458	41.7	58	1
OPPONENTS	62	2416	39.0	63	1

PUNT RET.	NO.	YDS.	AVG.	LG	TD
Schwedes	18	210	11.7	70t	1
Stradford	14	129	9.2	19	0
Gibson	1	-1	-1.0	-1	0
DOLPHINS	33	338	10.2	70t	1
OPPONENTS	26	256	9.8	18	0

KICKOFF RET.	NO.	YDS.	AVG.	LG	TD
Logan	24	613	25.5	97t	1
Hampton	17	303	17.8	34	0
Reaves	6	84	14.0	22	0
Schwedes	3	24	8.0	13	0
Faola	2	30	15.0	17	0
Kinchen	2	26	13.0	17	0
A. Brown	2	9	4.5	9	0
Williams	1	21	21.0	21	0
Davenport	1	19	19.0	19	0
Ahrens	1	10	10.0	10	0
Goode	1	8	8.0	8	0
Brudzinski	1	6	6.0	6	0
DOLPHINS	61	1153	18.9	97t	1
OPPONENTS	63	1215	19.3	40	0

SCORING	Ru	Pa	Rt	PAT	FG	S	TP	
Stoyanovich	0	0	0	0	38/39	19/26	0	95
Clayton	0	9	0	0	0	0	0	54
Jensen	0	6	0	0	0	0	0	36
Smith	6	0	0	0	0	0	0	36
A. Brown	0	5	0	0	0	0	0	30
Edmunds	0	3	0	0	0	0	0	18

Logan	0	0	2	0	0	0	12	
Marino	2	0	0	0	0	0	12	
Schwedes	0	1	1	0	0	0	12	
Banks	0	1	0	0	0	0	6	
Davenport	1	0	0	0	0	0	6	
Duper	0	1	0	0	0	0	6	
Stradford	1	0	0	0	0	0	6	
Team	0	0	0	0	0	0	1	2

DOLPHINS	10	26	338/39	19/26	1	331
OPPONENTS	19	21	342/43	25/33	2	379

FIELD GOALS	1-19	20-29	30-39	40-49	50+
Stoyanovich	1/1	8/8	5/6	4/8	1/3
DOLPHINS	1/1	8/8	5/6	4/8	1/3
OPPONENTS	1/1	8/8	10/12	5/9	1/3

SACKS
Cross 10.0, Green 7.5, Sochia 5.0, Bosa 2.0, Stoyanovich 2.0, Offerdahl 1.5, Ahrens 1.0, Cline 1.0, Frye 1.0, Graf 1.0, Hobley 1.0, Junior 1.0, Krauss 1.0, Lankford 1.0, Thomas 1.0, Williams 1.0, TEAM 1.0.
DOLPHINS 39.0, OPPONENTS 10.0

STARTERS
OFFENSE
WR - Mark Duper (14), Fred Banks (2)
LT - Jeff Dellenbach (15), Louis Cheek (1)
LG - Roy Foster (16)
C - *Jeff Ulhenhake (15), Jeff Dellenbach (1)
RG - Harry Galbreath (14), Tom Toth (2)
RT - Ronnie Lee (15), Mark Dennis (1)
TE - Ferrell Edmunds (16)
WR - Mark Clayton (15), Fred Banks (1)
QB - Dan Marino (16)
RB - *Sammie Smith (12), Troy Stradford (4)
FB - Tom Brown (7), Marc Logan (4), Ron Davenport (3), Jim Jensen (1), Nuu Faola (1)

DEFENSE
LDE - T.J. Turner (11), John Bosa (3), Jackie Cline (2)
NT - Brian Sochia (16)
RDE - Jeff Cross (16)
LOLB - E.J. Junior (12), Rick Graf (4)
LILB - John Offerdahl (8), David Ahrens (8)
RILB - Barry Krauss (12), Greg Clark (4)
ROLB - Hugh Green (16)
LCB - Paul Lankford (16)
RCB - William Judson (14), Rodney Thomas (2)
SS - Jarvis Williams (16)
FS - *Louis Oliver (13), Liffort Hobley (3)

* Indicates Rookie

PASSING	ATT.	COMP.	YDS.	PCT.	TD	INT.	LG	SCK/LST	RATING
Marino	550	308	3997	56.0	24	22	78t	10/86	76.9
Secules	50	22	286	44.0	1	3	44t	0/0	44.3
Jensen	1	1	19	100.0	1	0	19t	0/0	158.3
DOLPHINS	601	331	4302	55.1	26	25	78t	10/86	74.9
OPPONENTS	513	315	3811	61.4	21	15	63t	39/268	85.7

1990 FINAL STATISTICS (12-4)

DATE	OPPONENT	SCORE	W/L	ATT.
9/9	at New England	27-24	W	45,305
9/16	BUFFALO	30-7	W	68,142
9/23	at N.Y. Giants	3-20	L	76,483
9/30	at Pittsburgh	28-6	W	54,691
10/7	N.Y. JETS	20-16	W	69,678
10/18	NEW ENGLAND	17-10	W	62,630
10/28	at Indianapolis	27-7	W	59,213
11/4	PHOENIX	23-3	W	54,924
11/11	at N.Y. Jets	17-3	W	68,362
11/19	L.A. RAIDERS	10-13	L	70,553
11/25	at Cleveland	30-13	W	70,225
12/2	at Washington	20-42	L	53,599
12/9	PHILADELPHIA	23-20(O)	W	67,034
12/16	SEATTLE	24-17	W	57,851
12/23	at Buffalo	14-24	L	80,235
12/30	INDIANAPOLIS	23-17	W	59,547

TEAM STATISTICS	MIA.	OPP.
TOTAL FIRST DOWNS	303	268
By Rushing	90	110
By Passing	190	145
By Penalty	23	13
Third Down: Made/Att.....	88/206	79/207
Fourth Down: Made/Att....	10/13	7/18
TOTAL NET YARDS.....	5047	4547
Average Per Game	315.4	284.2
Total Plays.....	975	968
Average Per Play.....	5.2	4.7
NET YARDS RUSHING	1535	1831
Average Per Game	95.9	114.4
Total Rushes	420	461
NET YARDS PASSING	3512	2716
Average Per Game	219.5	169.8
Tackled/Yards Lost.....	16/99	45/348
Gross Yards	3611	3064
Attempts/Completions.....	539/310	462/257
Completion Percentage	57.5	55.6
Had Intercepted	12	19
PUNTS/AVERAGE	72/42.0	75/40.0
PENALTIES/YARDS	64/486	95/759
FUMBLES/BALL LOST	33/15	23/8
TOUCHDOWNS	39	26
By Rushing	13	11
By Passing	21	14
By Returns	5	1

Score By Quarters	1	2	3	4	OT	Total
DOLPHINS	60	113	77	83	3	336
OPPONENTS	30	108	39	65	0	242

RUSHING	NO.	YDS.	AVG.	LG	TD
Smith	226	831	3.7	33	8
Logan	79	317	4.0	17	2
Stradford	37	138	3.7	15	1
Paige	32	95	3.0	11	2
Higgs	10	67	6.7	27	0
Secules	8	34	4.3	17	0
Marino	16	29	1.8	15	0
Limbrick	5	14	2.8	5	0
Martin	1	8	8.0	8	0
Jensen	4	6	1.5	2	0
Banks	1	3	3.0	3	0
Edmunds	1	-7	-7.0	-7	0
DOLPHINS	420	1535	3.7	33	13
OPPONENTS	461	1831	4.0	39	11

RECEIVING	NO.	YDS.	AVG.	LG	TD
Duper	52	810	15.6	69t	5
Jensen	44	365	8.3	18	1
Paige	35	247	7.1	17t	4
Clayton	32	406	12.7	43	3
Edmunds	31	446	14.4	35	1
Stradford	30	257	8.6	23	0
Martin	29	388	13.4	45	2
Pruitt	13	235	18.1	35t	3
Banks	13	131	10.1	23	0
Smith	11	134	12.2	53t	1
Logan	7	54	7.7	12	0
Schwedes	6	66	11.0	19	1
Limbrick	4	23	5.8	9	0
A. Brown	3	49	16.3	24	0
DOLPHINS	310	3611	11.6	69t	21
OPPONENTS	257	3064	11.9	64t	14

INTERCEPTIONS	NO.	YDS.	AVG.	LG	TD
Oliver	5	87	17.4	35	0
Williams	5	82	16.4	42t	1
McKyer	4	40	10.0	21	0
Glenn	2	31	15.5	31t	1
Offerdahl	1	28	28.0	28	0
Hobley	1	15	15.0	15	0
Kumerow	1	5	5.0	5	0
DOLPHINS	19	288	15.2	42t	2
OPPONENTS	12	184	15.3	73	0

PUNTING	NO.	YDS.	AVG.	LG	BK
Roby	72	3022	42.0	62	0
DOLPHINS	72	3022	42.0	62	0
OPPONENTS	75	3001	40.0	63	1

PUNT RET.	NO.	YDS.	AVG.	LG	TD
Martin	26	140	5.4	35	0
Schwedes	9	89	9.9	23	0
Stradford	3	4	1.3	4	0
Williams	1	0	0.0	0	0
DOLPHINS	39	233	6.0	35	0
OPPONENTS	40	397	9.9	36	0

KICKOFF RET.	NO.	YDS.	AVG.	LG	TD
Logan	20	367	18.4	35	0
Higgs	10	210	21.0	30	0
Stradford	3	56	18.7	21	0
Schwedes	2	52	26.0	30	0
Collins	2	30	15.0	30	0
Adams	2	16	8.0	10	0
Paige	1	18	18.0	18	0
Kinchen	1	16	16.0	16	0
Sims	1	9	9.0	9	0
Graf	1	6	6.0	6	0
DOLPHINS	43	780	18.1	35	0
OPPONENTS	53	1092	20.6	38	0

SCORING	Ru	Pa	Rt	PAT	FG	S	TP
Stoyanovich....	0	0	0	37/37	21/25	0	100
Smith	8	1	0	0	0	0	54
Paige	2	4	0	0	0	0	36
Duper	0	5	0	0	0	0	30
Clayton	0	3	0	0	0	0	18
Pruitt	0	3	0	0	0	0	18
Logan	2	0	0	0	0	0	12
Martin	0	2	0	0	0	0	12

Edmunds.....	0	1	0	0	0	0	6
Glenn	0	0	1	0	0	0	6
Higgs	0	0	1	0	0	0	6
Jensen.....	0	1	0	0	0	0	6
Odom	0	0	1	0	0	0	6
Schwedes	0	1	0	0	0	0	6
Sochia	0	0	1	0	0	0	6
Stradford.....	1	0	0	0	0	0	6
Williams.....	0	0	1	0	0	0	6
Team	0	0	0	0	0	1	2

DOLPHINS	13	21	537/37	21/25	1	336
OPPONENTS ..	11	14	126/26	20/29	0	242

FIELD GOALS	1-19	20-29	30-39	40-49	50+
Stoyanovich	2/2	7/8	6/7	4/5	2/3
DOLPHINS	2/2	7/8	6/7	4/5	2/3
OPPONENTS ..	1/1	6/6	4/9	7/8	2/5

SACKS

Cross 11.5, Junior 6.0, Griggs 5.5, Wilson 4.0, Hobley 3.0, Oglesby 2.5, Green 2.0, Williams 2.0, Lee 1.5, J.B. Brown 1.0, Glenn 1.0, Odom 1.0, Offerdahl 1.0, Oliver 1.0, Sochia 1.0, Turner 1.0.

DOLPHINS 45.0, OPPONENTS 16.0

STARTERS

OFFENSE
 WR - Mark Duper (15), Jim Jensen (1)
 LT - *Richmond Webb (16)
 LG - *Keith Sims (13), Roy Foster (3)
 C - Jeff Ulhenhake (16)
 RG - Harry Galbreath (16)
 RT - Mark Dennis (16)
 TE - Ferrell Edmunds (16)
 WR - Mark Clayton (10), Tony Martin (5), Fred Banks (1)
 QB - Dan Marino (16)
 RB - Sammie Smith (16)
 FB - Tony Paige (13), Garrett Limbrick (2), Jim Jensen (1)

DEFENSE
 LDE - T.J. Turner (12), Brian Sochia (2), Karl Wilson (2)
 NT - Shawn Lee (10), *Alfred Oglesby (6)
 RDE - Jeff Cross (16)
 LOLB - David Griggs (16)
 LILB - John Offerdahl (16)
 RILB - Cliff Odom (16)
 ROLB - Hugh Green (16)
 LCB - Tim McKyer (16)
 RCB - J.B. Brown (16)
 SS - Jarvis Williams (16)
 FS - Louis Oliver (16)

* Indicates Rookie

PASSING	ATT.	COMP.	YDS.	PCT.	TD	INT.	LG	SCK/LST	RATING
Marino	531	306	3563	57.6	21	11	69t	15/90	82.6
Secules	7	3	17	42.9	0	1	8	1/9	10.7
Jensen	1	1	31	100.0	0	0	31	0/0	118.8
DOLPHINS	539	310	3611	57.5	21	12	69t	16/99	81.6
OPPONENTS	462	257	3064	55.6	14	19	64t	45/348	69.0

1991 FINAL STATISTICS (8-8)

DATE	OPPONENT	SCORE	W/L	ATT.
9/1	at Buffalo	31-35	L	80,252
9/8	INDIANAPOLIS	17-6	W	51,155
9/15	at Detroit	13-17	L	56,896
9/22	GREEN BAY	16-13	W	56,583
9/29	at N.Y. Jets	23-41	L	71,170
10/6	at New England	20-10	W	49,749
10/13	at Kansas City	7-42	L	76,021
10/20	HOUSTON	13-17	L	60,705
11/3	at Indianapolis	10-6	W	55,899
11/10	NEW ENGLAND	30-20	W	56,065
11/18	BUFFALO	27-41	L	71,062
11/24	at Chicago	16-13(OT)	W	58,288
12/1	TAMPA BAY	33-14	W	51,036
12/9	CINCINNATI	37-13	W	60,616
12/15	at San Diego	30-38	L	47,731
12/22	N.Y. JETS	20-23(OT)	L	69,636

TEAM STATISTICS	MIA.	OPP.
TOTAL FIRST DOWNS	312	327
By Rushing	91	133
By Passing	205	177
By Penalty	16	17
Third Down: Made/Att.....	84/205	103/210
Fourth Down: Made/Att.....	10/13	6/10
TOTAL NET YARDS.....	5241	5406
Average Per Game	327.6	337.6
Total Plays	970	1019
Average Per Play.....	5.4	5.3
NET YARDS RUSHING	1352	2301
Average Per Game	84.5	143.8
Total Rushes	379	499
NET YARDS PASSING.....	3889	3105
Average Per Game	243.1	194.1
Tackled/Yards Lost.....	28/188	35/248
Gross Yards	4077	3353
Attempts/Completions.....	563/327	485/300
Completion Percentage ..	58.1	61.9
Had Intercepted	14	12
PUNTS/AVERAGE	57/44.8	65/39.8
PENALTIES/YARDS	62/516	91/684
FUMBLES/BALL LOST	23/14	19/9
TOUCHDOWNS	35	40
By Rushing	8	17
By Passing	26	18
By Returns	1	5

Score By Quarters	1	2	3	4	OT	Total
DOLPHINS.....	55	119	51	115	3	343
OPPONENTS.....	65	100	75	106	3	349

RUSHING	NO.	YDS.	AVG.	LG	TD
Higgs.....	231	905	3.9	24	4
S. Smith.....	83	297	3.6	18	1
Craver.....	20	58	2.9	7t	1
Marino.....	27	32	1.2	11	1
Secules.....	4	30	7.5	12	1
Paige.....	10	25	2.5	6	0
Logan.....	4	5	1.3	2	0
DOLPHINS	379	1352	3.6	24	8
OPPONENTS	499	2301	4.6	63t	17

RECEIVING	NO.	YDS.	AVG.	LG	TD
Duper.....	70	1085	15.5	43t	5
Clayton.....	70	1053	15.0	43t	12
Paige.....	57	469	8.2	26	1
Martin.....	27	434	16.1	54	2
Jensen.....	21	183	8.7	19	2

PASSING	ATT.	COMP.	YDS.	PCT.	TD	INT.	LG	SCK/LST	RATING
Marino.....	549	318	3970	57.9	25	13	54	27/182	85.8
Secules.....	13	8	90	61.5	1	1	17	1/6	75.8
Jensen.....	1	1	17	100.0	0	0	17	0/0	118.8
DOLPHINS	563	327	4077	58.1	26	14	54	28/188	85.7
OPPONENTS	485	300	3353	61.9	18	12	54t	35/348	84.5

Baty.....	20	269	13.5	30	1
S. Smith.....	14	95	6.8	12	0
Edmunds.....	11	118	10.7	22	2
Higgs.....	11	80	7.3	13	0
Banks.....	9	119	13.2	25	1
Craver.....	8	67	8.4	25	0
Miller.....	4	49	12.3	15	0
Prutt.....	2	30	15.0	24	0
Henry.....	2	17	8.5	9	0
Sims.....	1	9	9.0	9	0

DOLPHINS	327	4077	12.5	54	26
OPPONENTS	300	3353	11.2	54t	18

INTERCEPTIONS	NO.	YDS.	AVG.	LG	TD
Oliver.....	5	80	16.0	37	0
Harden.....	2	39	19.5	22	0
Lee.....	1	14	14.0	14	0
Reichenbach ..	1	2	2.0	2	0
Brown.....	1	0	0.0	0	0
J. Williams.....	1	0	0.0	0	0
Odom.....	1	0	0.0	0	0
DOLPHINS	12	135	11.3	37	0
OPPONENTS	14	217	15.5	83t	2

PUNTING	NO.	YDS.	AVG.	LG	BK
Roby.....	54	2466	45.7	64	1
Stoyanovich.....	2	85	42.5	49	0
DOLPHINS	56	2551	44.8	64	1
OPPONENTS	65	2588	39.8	61	2

PUNT RET.	NO.	YDS.	AVG.	LG	TD
Miller.....	28	248	8.9	32	0
Martin.....	1	10	10.0	10	0
Junior.....	1	0	0.0	0	0
DOLPHINS	30	258	8.6	32	0
OPPONENTS	30	332	11.1	39	0

KICKOFF RET.	NO.	YDS.	AVG.	LG	TD
Craver.....	32	615	19.2	49	0
Logan.....	12	191	15.9	31	0
Paige.....	2	31	15.5	16	0
Hill.....	1	33	33.0	33	0
Henry.....	1	13	13.0	13	0
J. Williams.....	1	7	7.0	7	0
Dellenbach.....	1	0	0.0	0	0
DOLPHINS	50	890	17.8	49	0
OPPONENTS	66	1270	19.2	39	0

SCORING	Ru	Pa	Rt	PAT	FG	S	TP
Stoyanovich.....	0	0	0	28/29	31/37	0	121
Clayton.....	0	12	0	0	0	0	72
Duper.....	0	5	0	0	0	0	30
Higgs.....	4	0	0	0	0	0	24
Edmunds.....	0	2	0	0	0	0	12
Jensen.....	0	2	0	0	0	0	12
Martin.....	0	2	0	0	0	0	12
Baumann.....	0	0	0	6/6	2/2	0	12
Banks.....	0	1	0	0	0	0	6
Baty.....	0	1	0	0	0	0	6
Craver.....	1	0	0	0	0	0	6
Klingbeil.....	0	0	1	0	0	0	6
Marino.....	1	0	0	0	0	0	6
Paige.....	0	1	0	0	0	0	6
S. Smith.....	1	0	0	0	0	0	6
Secules.....	1	0	0	0	0	0	6
DOLPHINS	8	26	134/35	33/39	0	343	
OPPONENTS	17	18	540/40	23/33	0	349	

FIELD GOALS	1-19	20-29	30-39	40-49	50+
Stoyanovich.....	2/2	8/8	11/12	7/10	3/5
Baumann.....	0/0	1/1	0/0	1/1	0/0
DOLPHINS	2/2	9/9	11/12	8/11	3/5
OPPONENTS	1/1	9/11	6/7	6/9	1/5

SACKS
Cross 7.0, Griggs 5.5, Junior 5.0, Klingbeil 5.0, Turner 4.0, B. Cox 2.0, Offerdahl 1.5, Gardner 1.0, H. Green 1.0, Harden 1.0, Odom 1.0, TEAM 1.0.

DOLPHINS 35.0, OPPONENTS 28.0

STARTERS
OFFENSE

WR - Mark Duper (16)
 LT - Richmond Webb (14), Jeff Dellenbach (2)
 LG - Keith Sims (12), Bert Weidner (4)
 C - Jeff Uhlenhake (10), Bert Weidner (6)
 RG - Harry Gabreath (16)
 RT - Mark Dennis (16)
 TE - Greg Baty (8), Ferrell Edmunds (8)
 WR - Mark Clayton (16)
 QB - Dan Marino (16)
 RB - Mark Higgs (10), Sammie Smith (6)
 FB - Tony Paige (16)

DEFENSE
 LDE - Alfred Oglesby (8), T.J. Turner (8)
 NT - Chuck Klingbeil (4), Alfred Oglesby (4), T. J. Turner (4), Brian Sochia (2), Shawn Lee (2)
 RDE - Jeff Cross (16)
 LOLB - David Griggs (16)
 IILB - Cliff Odom (11), Mike Reichenbach (5)
 RILB - Mike Reichenbach (10), John Offerdahl (6)
 ROLB - "Bryan Cox (13), Hugh Green (3)
 LCB - Vestee Jackson (11), Michael McGruder (5)
 RCB - J.B. Brown (11), Vestee Jackson (5)
 SS - Jarvis Williams (11), Bobby Harden (5)
 FS - Louis Oliver (16)

* Indicates Rookie

1992 FINAL STATISTICS (11-5)

DATE	OPPONENT	SCORE	W/L	ATT.
9/14	at Cleveland	27-23	W	74,765
9/20	L.A. RAMS	26-10	W	55,945
9/27	at Seattle	19-17	W	59,374
10/4	at Buffalo	37-10	W	80,368
10/11	ATLANTA	21-17	W	68,633
10/18	NEW ENGLAND	38-17	W	61,120
10/25	INDIANAPOLIS	20-31	L	61,117
11/1	at N.Y. Jets	14-26	L	69,313
11/8	at Indianapolis	28-0	W	59,892
11/16	BUFFALO	20-26	L	70,629
11/22	HOUSTON	19-16	W	63,597
11/29	at New Orleans	13-24	L	68,591
12/6	at San Francisco	3-27	L	58,474
12/14	L.A. RAIDERS	20-7	W	67,098
12/20	N.Y. JETS	19-17	W	68,275
12/27	at New England	16-13(OT)	W	34,726

TEAM STATISTICS	MIA.	OPP.
TOTAL FIRST DOWNS	316	273
By Rushing	101	92
By Passing	194	168
By Penalty	21	13
Third Down: Made/Att.....	78/201	88/217
Fourth Down: Made/Att....	8/16	7/20
TOTAL NET YARDS.....	5500	4583
Average Per Game	343.8	286.4
Total Plays.....	998	976
Average Per Play.....	5.5	4.7
NET YARDS RUSHING	1525	1600
Average Per Game	95.3	100.0
Total Rushes	407	428
NET YARDS PASSING	3975	2983
Average Per Game	248.8	186.4
Tackled/Yards Lost.....	28/173	36/283
Gross Yards	4148	3266
Attempts/Completions.....	563/332	512/294
Completion Percentage	59.0	57.4
Had Intercepted	17	18
PUNTS/AVERAGE	61/39.7	74/40.1
PENALTIES/YARDS	86/656	89/679
FUMBLES/BALL LOST	31/17	25/14
TOUCHDOWNS	36	32
By Rushing	9	9
By Passing	24	16
By Returns.....	3	7

Score By Quarters	1	2	3	4	OT	Total
DOLPHINS.....	75	85	87	90	3	340
OPPONENTS.....	49	80	71	81	0	281

RUSHING	NO.	YDS.	AVG.	LG	TD
Higgs.....	256	915	3.6	23	7
Humphrey.....	102	471	4.6	21	1
Marino.....	20	66	3.3	12	0
Parmalee.....	6	38	6.3	20	0
Paige.....	7	11	1.6	6	1
Mitchell.....	8	10	1.3	8	0
Craver.....	3	9	3.0	8	0
Saxon.....	4	7	1.8	4	0
Martin.....	1	-2	-2.0	-2	0
DOLPHINS....	407	1525	3.7	23	9
OPPONENTS	428	1600	3.7	40	9

RECEIVING	NO.	YDS.	AVG.	LG	TD
Humphrey.....	54	507	9.4	26	1
K. Jackson.....	48	594	12.4	42	5

Paige.....	48	399	8.3	30	1
Duper.....	44	762	17.3	62t	7
Clayton.....	43	619	14.4	44t	3
Martin.....	33	553	16.8	55t	2
Banks.....	22	319	14.5	39t	3
Higgs.....	16	142	8.9	21	0
Edmunds.....	10	91	9.1	15	1
Saxon.....	5	41	8.2	14	0
Clark.....	3	59	19.7	45	0
M. Williams....	3	43	14.3	18	0
Baty.....	3	19	6.3	12	1
DOLPHINS....	332	4148	12.5	62t	24
OPPONENTS	294	3266	11.1	60	16

INTERCEPTIONS	NO.	YDS.	AVG.	LG	TD
Oliver.....	5	200	40.0	103t	1
Brown.....	4	119	29.8	48	1
V. Jackson.....	3	63	21.0	30t	1
Vincent.....	2	47	23.5	32	0
J. Williams.....	2	29	14.5	25	0
Alexander.....	1	0	0.0	0	0
Cox.....	1	0	0.0	0	0
DOLPHINS....	18	458	25.4	103t	3
OPPONENTS	17	446	26.2	102t	4

PUNTING	NO.	YDS.	AVG.	LG	BK
Roby.....	35	1443	41.2	60	0
Prokop.....	24	891	37.1	56	0
Stoyanovich....	2	90	45.0	48	0
DOLPHINS....	61	2424	39.7	60	0
OPPONENTS	74	2971	40.1	59	1

PUNT RET.	NO.	YDS.	AVG.	LG	TD
Miller.....	24	175	7.3	19	0
Vincent.....	5	16	3.2	6	0
Martin.....	1	0	0.0	0	0
J. Williams.....	1	0	0.0	0	0
DOLPHINS....	31	191	6.2	19	0
OPPONENTS	33	382	11.6	84t	1

KICKOFF RET.	NO.	YDS.	AVG.	LG	TD
M. Williams....	19	328	17.3	28	0
Parmalee.....	14	289	20.6	32	0
Craver.....	8	174	21.8	44	0
Paige.....	2	29	14.5	19	0
Humphrey.....	1	18	18.0	18	0
DOLPHINS....	44	838	19.0	44	0
OPPONENTS	65	1380	21.2	82	0

SCORING	Ru	Pa	Rt	PAT	FG	S	TP
Stoyanovich....	0	0	0	34/36	30/37	0	124
Duper.....	0	7	0	0	0	0	42
Higgs.....	7	0	0	0	0	0	42
K. Jackson.....	0	5	0	0	0	0	30
Banks.....	0	3	0	0	0	0	18
Clayton.....	0	3	0	0	0	0	18
Humphrey.....	1	1	0	0	0	0	12
Martin.....	0	2	0	0	0	0	12
Paige.....	1	1	0	0	0	0	12
Baty.....	0	1	0	0	0	0	6
Brown.....	0	0	1	0	0	0	6
Edmunds.....	0	1	0	0	0	0	6
V. Jackson.....	0	0	1	0	0	0	6
Oliver.....	0	0	1	0	0	0	6
DOLPHINS....	9	24	334/36	30/37	0	340	
OPPONENTS	9	16	730/32	19/26	1	281	

FIELD GOALS	1-19	20-29	30-39	40-49	49-50+
Stoyanovich.....	0/0	9/9	14/16	4/4	3/8
DOLPHINS.....	0/0	9/9	14/16	4/4	3/8
OPPONENTS... ..	2/2	8/8	4/5	3/8	2/3

SACKS
Cox 14.0, Coleman 6.0, Cross 5.0, Griggs 3.0, Hobbly 2.0, Offerdahl 1.5, Webster 1.5, Briggs 1.0, Hollier 1.0, Klingbeil 1.0.
DOLPHINS 36.0, OPPONENTS 28.0

STARTERS
OFFENSE
WR - Mark Duper (16)
LT - Richmond Webb (16)
LG - Keith Sims (16)
C - Jeff Uhlenhake (13), Bert Weidner (3)
RG - Harry Galbreath (16)
RT - Jeff Dellenbach (8), Mark Dennis (8)
TE - Keith Jackson (11), Ferrell Edmunds (5)
WR - Mark Clayton (13), Tony Martin (3)
QB - Dan Marino (16)
RB - Mark Higgs (15), Bobby Humphrey (1)

DEFENSE
LDE - Jeff Cross (7), David Griggs (4), T. J. Turner (4), *Marco Coleman (1)
NT - Chuck Klingbeil (13), Jeff Cross (2), T.J. Turner (1)
RDE - *Marco Coleman (7), Jeff Cross (7), Chuck Klingbeil (2)
LOLB - David Griggs (9), *Marco Coleman (7)
LILB - John Grimsley (11), Bryan Cox (1), Dwight Hollier (1), Mark Sander (1)
RILB - John Offerdahl (8), Dwight Hollier (4), Bryan Cox (1), Mark Sander (1)
ROLB - Bryan Cox (14)
LCB - *Troy Vincent (11), Chris Green (2), J.B. Brown (1), Kerry Glenn (1), Vestee Jackson (1)
RCB - J.B. Brown (14), Bruce Alexander (1), Vestee Jackson (1)
SS - Jarvis Williams (10), Liffort Hobbly (5), *Troy Vincent (1)
FS - Louis Oliver (16)
5th DB - Vestee Jackson (3), *Troy Vincent (2), J.B. Brown (1)

* Indicates Rookie

PASSING	ATT.	COMP.	YDS.	PCT.	TD	INT.	LG	SCK/LST	RATING
Marino.....	554	330	4116	59.6	24	16	62t	28/173	85.1
Mitchell.....	8	2	32	25.0	0	1	18t	0/0	4.2
Martin.....	1	0	0	0.0	0	0	0	0/0	39.6
DOLPHINS.....	563	332	4148	59.0	24	17	62t	28/173	83.6
OPPONENTS.....	512	294	3266	57.4	16	18	60	36/283	72.3

1993 FINAL STATISTICS (9-7)

DATE	OPPONENT	SCORE	W/L	ATT.
9/5	at Indianapolis	24-20	W	51,858
9/12	N.Y. JETS	14-24	L	70,314
9/26	at Buffalo	22-13	W	79,635
10/4	WASHINGTON	17-10	W	68,568
10/10	at Cleveland	24-14	W	78,138
10/24	INDIANAPOLIS	41-27	W	57,301
10/31	KANSAS CITY	30-10	W	67,765
11/7	at N.Y. Jets	10-27	L	71,306
11/14	at Philadelphia	19-14	W	64,213
11/21	NEW ENGLAND	17-13	W	59,982
11/25	at Dallas	16-14	W	60,198
12/5	N.Y. GIANTS	14-19	L	72,161
12/13	PITTSBURGH	20-21	L	70,232
12/19	BUFFALO	34-47	L	71,597
12/27	at San Diego	20-45	L	60,311
1/2	at New England	27-33(OT)	L	53,883

TEAM STATISTICS	MIA.	OPP.
TOTAL FIRST DOWNS	309	332
By Rushing	85	103
By Passing	207	205
By Penalty	17	24
Third Down: Made/Att.....	100/218	103/229
Fourth Down: Made/Att..	8/17	3/10
TOTAL NET YARDS.....	5812	5150
Average Per Game	363.3	321.9
Total Plays	1030	1061
Average Per Play	5.6	4.9
NET YARDS RUSHING	1459	1665
Average Per Game	91.2	104.1
Total Rushes	419	460
NET YARDS PASSING.....	4353	3485
Average Per Game	272.1	217.8
Tackled/Yards Lost.....	30/211	29/197
Gross Yards	4564	3682
Attempts/Completions ..	581/342	572/350
Completion Percentage ..	58.9	61.2
Had Intercepted	18	13
PUNTS/AVERAGE	58/39.7	76/41.3
PENALTIES/YARDS	81/663	92/650
FUMBLES/BALL LOST	32/16	30/14
TOUCHDOWNS	40	43
By Rushing	10	12
By Passing	27	26
By Returns	3	5

Score By Quarters	1	2	3	4	OT	Total
DOLPHINS.....	100	76	85	88	0	349
OPPONENTS	56	126	71	92	6	351

RUSHING	NO.	YDS.	AVG.	LG	TD
Higgs.....	186	693	3.7	31	3
Kirby	119	390	3.3	20	3
Byars	64	269	4.2	77t	3
Mitchell	21	89	4.2	32	0
Parmalee	4	16	4.0	12	0
Saxon	5	13	2.6	9	0
Martin	1	6	6.0	6	0
Pederson	2	-1	-0.5	0	0
DeBerg	4	-4	-1.0	-1	0
Fryar	3	-4	-1.3	2	0
Marino	9	-4	-0.4	4t	1
McDuffie	1	-4	-4.0	-4	0
DOLPHINS	419	1459	3.5	77t	10
OPPONENTS	460	1665	3.6	65t	12

RECEIVING	NO.	YDS.	AVG.	LG	TD
Kirby	75	874	11.7	47	3
Fryar	64	1010	15.8	65t	5
Byars	61	613	10.0	27	3
Ingram	44	707	16.1	77t	6
K. Jackson	39	613	15.7	57t	6
Martin	20	347	17.4	80t	3
McDuffie	19	197	10.4	18	0
Higgs.....	10	72	7.2	15	0
Baty	5	78	15.6	32	1
Miller	2	15	7.5	8	0
Banks.....	1	26	26.0	26	0
M. Williams	1	11	11.0	11	0
Parmalee	1	1	1.0	1	0
DOLPHINS	342	4564	13.3	80t	27
OPPONENTS	350	3682	10.5	54	26

INTERCEPTIONS	NO.	YDS.	AVG.	LG	TD
Brown	5	43	8.6	29	0
Oliver	2	60	30.0	56t	1
Vincent	2	29	14.5	23	0
Green	2	0	0.0	0	0
Cox	1	26	26.0	26	0
Hobley.....	1	17	17.0	17	0
DOLPHINS	13	175	13.5	56t	1
OPPONENTS	18	329	18.3	97t	2

PUNTING	NO.	YDS.	AVG.	LG	BK
Hatcher	58	2304	39.7	56	0
DOLPHINS	58	2304	39.7	56	0
OPPONENTS	76	3135	41.3	60	1

PUNT RET.	NO.	YDS.	AVG.	LG	TD
McDuffie	28	317	11.3	72t	2
Vincent	0	9	-	9	0
DOLPHINS	28	326	11.6	72t	2
OPPONENTS	32	359	11.2	64t	1

KICKOFF RET.	NO.	YDS.	AVG.	LG	TD
McDuffie	32	755	23.6	48	0
M. Williams	8	180	22.5	39	0
Kirby	4	85	21.3	26	0
Miller	2	22	11.0	16	0
Fryar	1	10	10.0	10	0
Baty	1	7	7.0	7	0
Saxon	1	7	7.0	7	0
Vincent	0	2	-	2	0
DOLPHINS	49	1068	21.8	48	0
OPPONENTS	62	1239	20.0	40	0

SCORING	Ru	Pa	Rt	PAT	FG	S	TP
Stoyanovich....	0	0	0	37/37	24/32	0	109
Byars	3	3	0	0	0	0	36
Ingram	0	6	0	0	0	0	36
K. Jackson	0	6	0	0	0	0	36
Kirby	3	3	0	0	0	0	36
Fryar	0	5	0	0	0	0	30
Higgs.....	3	0	0	0	0	0	18
Martin	0	3	0	0	0	0	18
McDuffie	0	0	2	0	0	0	12
Baty	0	1	0	0	0	0	6
Marino	1	0	0	0	0	0	6
Oliver	0	0	1	0	0	0	6
DOLPHINS	10	27	3	37/40	24/32	0	349
OPPONENTS	12	26	5	40/42	17/27	1	351

FIELD GOALS	1-19	20-29	30-39	40-49	50+
Stoyanovich	2/2	9/10	7/11	4/7	2/2
DOLPHINS	2/2	9/10	7/11	4/7	2/2
OPPONENTS ..	0/0	3/4	8/11	5/10	1/2

SACKS
Cross 10.5, Coleman 5.5, Cox 5.0, Hunter 3.0, Veasey 2.0, Klingbeil 1.5, Alexander 1.0, Griggs 0.5

DOLPHINS 29.0, OPPONENTS 30.0

STARTERS
WR - Irving Fryar (16)
LT - Richmond Webb (16)
LG - Keith Sims (16)
C - Jeff Dellenbach (11), Jeff Uhlenhake (5)
RG - Bert Weidner (11), Jeff Dellenbach (5)
RT - Ron Heller (16)
TE - Keith Jackson (15), Greg Baty (1)
WR - Mark Ingram (16)
QB - Scott Mitchell (7), Dan Marino (5), Steve DeBerg (4)
RB - Mark Higgs (8), *Terry Kirby (8)
FB - Keith Byars (16)

OFFENSE
LDE - Jeff Cross (16)
DT - Larry Webster (9), Mike Golic (7)
NT - Chuck Klingbeil (16)
RDE - Marco Coleman (15), Jeff Hunter (1)
LLB - John Grimsley (9), Dwight Hollier (3), Lifford Hobley (2)
MLB - John Offerdahl (8), Dwight Hollier (7), Cliff Odom (1)
RLB - Bryan Cox (16)
LCB - Troy Vincent (13), Darrell Malone (1), Vestee Jackson (1), Frankie Smith (1)
RCB - J.B. Brown (16)
SS - Jarvis Williams (14), Vestee Jackson (2)
FS - Louis Oliver (11), Stephen Braggs (5)
5th DB - Vestee Jackson (2)

DEFENSE
* Indicates Rookie

PASSING	ATT.	COMP.	YDS.	PCT.	TD	INT.	LG	SCK/LST	RATING
Mitchell	233	133	1773	57.1	12	8	77t	7/49	84.2
DeBerg	188	113	1521	60.1	6	7	47	15/116	81.0
Marino	150	91	1218	60.7	8	3	80t	7/42	95.9
Pederson	8	4	41	50.0	0	0	12	1/4	65.1
Byars	2	1	11	50.0	1	0	11t	0/0	106.3
DOLPHINS	581	342	4564	58.9	27	18	80t	30/211	86.4
OPPONENTS	572	350	3682	61.2	26	13	54	29/197	85.6

1994 FINAL STATISTICS (10-6)

DATE	OPPONENT	SCORE	W/L	ATT.
9/4	NEW ENGLAND	39-35	W	71,023
9/11	at Green Bay	24-14	W	55,011
9/18	N.Y. JETS	28-14	W	68,977
9/25	at Minnesota	35-38	L	64,035
10/2	at Cincinnati	23-7	W	55,056
10/9	at Buffalo	11-21	L	79,491
10/16	L.A. RAIDERS	20-17(OT)	W	70,112
10/30	at New England	23-3	W	59,167
11/6	INDIANAPOLIS	22-21	W	71,158
11/13	CHICAGO	14-17	L	64,871
11/20	at Pittsburgh	13-16(OT)	L	59,148
11/27	at N.Y. Jets	28-24	W	75,606
12/4	BUFFALO	31-42	L	69,358
12/12	KANSAS CITY	45-28	W	71,578
12/18	at Indianapolis	6-10	L	58,867
12/25	DETROIT	27-20	W	70,980

TEAM STATISTICS	MIA.	OPP.
TOTAL FIRST DOWNS	344	305
By Rushing	109	85
By Passing	220	195
By Penalty	15	25
Third Down: Made/Att.	101/219	76/197
Fourth Down: Made/Att.	17/25	8/22
TOTAL NET YARDS	6078	5224
Average Per Game	379.9	326.5
Total Plays	1078	1000
Average Per Play	5.6	5.2
NET YARDS RUSHING	1658	1430
Average Per Game	103.6	89.4
Total Rushes	433	394
NET YARDS PASSING	4420	3794
Average Per Game	276.3	237.1
Tackled/Yards Lost.	18/113	29/160
Gross Yards	4533	3954
Attempts/Completions.	627/392	577/334
Completion Percentage ..	62.5	57.9
Had Intercepted	18	23
PUNTS/AVERAGE	60/40.2	68/41.7
PENALTIES/YARDS	92/747	82/653
FUMBLES/BALL LOST	28/14	29/9
TOUCHDOWNS	45	42
By Rushing	13	14
By Passing	31	23
By Returns	1	5

Score By Quarters	1	2	3	4	OT	Total
DOLPHINS	22	135	105	124	3	389
OPPONENTS	85	52	87	100	3	327

RUSHING	NO.	YDS.	AVG.	LG	TD
Parmalee	216	868	4.0	47t	6
Spikes	70	312	4.5	40	2
Kirby	60	233	3.9	30	2
Higgs	19	68	3.6	21	0
Byars	19	64	3.4	12	2
Craver	6	43	7.2	19	0
McDuffie	5	32	6.4	12	0
Kosar	1	17	17.0	17	0
Saxon	8	16	2.0	7	0
Gary	7	11	1.6	4	0
Marino	22	-6	-0.3	10	1
DOLPHINS	433	1658	3.8	47t	13
OPPONENTS	394	1430	3.6	45t	14

RECEIVING	NO.	YDS.	AVG.	LG	TD
Fryar	73	1270	17.4	54t	7
K. Jackson	59	673	11.4	35	7

PASSING	ATT.	COMP.	YDS.	PCT.	TD	INT.	LG	SCK/LST	RATING
Marino	615	385	4453	62.6	30	17	64t	18/113	89.2
Kosar	12	7	80	58.3	1	1	22	0/0	71.5
DOLPHINS	627	392	4533	62.5	31	18	64t	18/113	88.8
OPPONENTS	577	334	3954	57.9	23	23	83t	29/160	75.6

Byars	49	418	8.5	34	5
Ingram	44	506	11.5	64t	6
McDuffie	37	488	13.2	30	3
Parmalee	34	249	7.3	22	1
Saxon	27	151	5.6	25	0
Craver	24	237	9.9	28	0
M. Williams	15	221	14.7	29	0
Kirby	14	154	11.0	26	0
Miller	6	94	15.7	27	1
Spikes	4	16	4.0	9	0
R. Williams	2	26	13.0	17	0
Gary	2	19	9.5	11	0
Baty	2	11	5.5	8	1
DOLPHINS	392	4533	11.6	64t	31
OPPONENTS	334	3954	11.8	83t	23

INTERCEPTIONS	NO.	YDS.	AVG.	LG	TD
Vincent	5	113	22.6	58t	1
Brown	3	82	27.3	38	0
Atkins	3	24	8.0	18	0
Stewart	3	11	3.7	11	0
Braxton	2	3	1.5	3	0
Beavers	2	0	0.0	0	0
Hollier	1	36	36.0	36	0
Veasey	1	7	7.0	7	0
Cross	1	0	0.0	0	0
Malone	1	0	0.0	0	0
Oliver	1	0	0.0	0	0
DOLPHINS	23	276	12.0	76t	2
OPPONENTS	18	190	10.6	28t	1

PUNTING	NO.	YDS.	AVG.	LG	BK
Arnold	46	1810	39.3	53	0
Kidd	14	602	43.0	58	0
DOLPHINS	60	2412	40.2	58	0
OPPONENTS	68	2834	41.7	64	0

PUNT RET.	NO.	YDS.	AVG.	LG	TD
McDuffie	32	228	7.1	26	0
Miller	1	13	13.0	13	0
DOLPHINS	33	241	7.3	26	0
OPPONENTS	32	324	10.1	75t	1

KICKOFF RET.	NO.	YDS.	AVG.	LG	TD
McDuffie	36	767	21.3	46	0
Spikes	19	434	22.8	34	0
R. Williams	2	25	12.5	15	0
M. Williams	2	9	4.5	9	0
Parmalee	2	0	0.0	0	0
Braxton	1	34	34.0	34	0
Miller	1	13	13.0	13	0
Saxon	1	12	12.0	12	0
Baty	1	0	0.0	0	0
Ingram	1	0	0.0	0	0
DOLPHINS	66	1294	19.6	46	0
OPPONENTS	74	1549	20.9	93t	2

SCORING	Ru	Pa	Rt	PAT	FG	S	2	TP
Stoyanovich	0	0	0	35/35	24/31	0	0	107
Fryar	0	7	0	0	0	0	2	46
K. Jackson	0	7	0	0	0	0	1	44
Parmalee	6	1	0	0	0	0	1	44
Byars	2	5	0	0	0	0	0	42
Ingram	0	6	0	0	0	0	0	36
McDuffie	0	3	0	0	0	0	0	18
Kirby	2	0	0	0	0	0	1	14
Spikes	2	0	0	0	0	0	0	12
Baty	0	1	0	0	0	0	0	6

Marino	1	0	0	0	0	0	0	6
Miller	0	1	0	0	0	0	0	6
Vincent	0	0	1	0	0	0	0	6
Craver	0	0	0	0	0	0	1	2
DOLPHINS 13	31	1	85/35	24/310	5389			
OPPONENTS	14	23	5	40/40	11/180	1351		

FIELD GOALS	1-19	20-29	30-39	40-49	49+50
Stoyanovich	1/1	8/8	6/10	8/10	1/2
DOLPHINS	1/1	8/8	6/10	8/10	1/2
OPPONENTS ..	3/3	1/1	3/4	4/8	0/2

TWO-POINT CONVERSIONS
Fryar 2, Craver 1, K. Jackson 1, Kirby 1, Parmalee 1

DOLPHINS 6-10, OPPONENTS 1-2

SACKS
Cross 9.5, Coleman 6.0, Bowens 3.0, Cox 3.0, Veasey 2.5, Singleton 2.0, Atkins 1.0, Smith 1.0, TEAM 1.0.

DOLPHINS 29.0, OPPONENTS 18.0

STARTERS
OFFENSE

- WR - Irving Fryar (16)
- LT - Richmond Webb (16)
- LG - Keith Sims (16)
- C - Jeff Dellenbach (16)
- RG - Bert Weidner (14), Chris Gray (2)
- RT - Ron Heller (16)
- TE - Keith Jackson (16)
- WR - Mark Ingram (13), O.J. McDuffie (3)
- QB - Dan Marino (16)
- RB - Bernie Parmalee (10), Terry Kirby (4), Mark Higgs (1), Irving Spikes (1)
- FB - Keith Byars (9), James Saxon (7)

- DEFENSE
- LDE - Jeff Cross (10), Larry Webster (6)
- DT - *Tim Bowens (15), Craig Veasey (1)
- NT - Chuck Klingbeil (15), Larry Webster (1)
- RDE - Marco Coleman (16)
- LLB - Chris Singleton (11), *Aubrey Beavers (4), Dwight Hollier (1)
- MLB - Bryan Cox (13), Chuck Bullough (1)
- RLB - *Aubrey Beavers (10), Bryan Cox (3), Dwight Hollier (2), *Sean Hill (1)
- LCB - Troy Vincent (12), Darrell Malone (2), Muhammad Oliver (2)
- RCB - J.B. Brown (16)
- SS - Michael Stewart (16)
- FS - Gene Atkins (15), Chris Green (1)
- 5th DB - Frankie Smith (2)

* Indicates Rookie

1995 FINAL STATISTICS (9-7)

DATE	OPPONENT	SCORE	W/L	ATT.
9/3	N.Y. JETS	52-14	W	71,317
9/10	at New England	20-3	W	60,239
9/18	PITTSBURGH	23-10	W	72,874
10/1	at Cincinnati	26-23	W	52,671
10/8	INDIANAPOLIS	24-27(OT)	L	68,471
10/15	at New Orleans	30-33	L	55,628
10/22	at N.Y. Jets	16-17	L	67,228
10/29	BUFFALO	23-6	W	71,060
11/5	at San Diego	24-14	W	61,996
11/12	NEW ENGLAND	17-34	L	70,399
11/20	SAN FRANCISCO	20-44	L	73,080
11/26	at Indianapolis	28-36	L	60,414
12/3	ATLANTA	21-20	W	63,395
12/11	KANSAS CITY	13-6	W	70,321
12/17	at Buffalo	20-23	L	79,531
12/24	at St. Louis	41-22	W	63,876

TEAM STATISTICS	MIA.	OPP.
TOTAL FIRST DOWNS	345	309
By Rushing	98	93
By Passing	225	192
By Penalty	22	24
Third Down: Made/Att.....	96/209	68/199
Fourth Down: Made/Att.....	10/13	15/32
TOTAL NET YARDS.....	5716	5244
Average Per Game	357.3	327.8
Total Plays	1034	1000
Average Per Play	5.5	5.2
NET YARDS RUSHING	1506	1675
Average Per Game	94.1	104.7
Total Rushes	413	415
NET YARDS PASSING.....	4210	3569
Average Per Game	263.1	223.1
Tackled/Yards Lost.....	29/188	29/187
Gross Yards	4398	3756
Attempts/Completions.....	592/384	556/327
Completion Percentage ..	64.9	58.8
Had Intercepted	20	14
PUNTS/AVERAGE	57/42.7	59/41.0
PENALTIES/YARDS	110/907	82/739
FUMBLES/BALL LOST	24/12	30/16
TOUCHDOWNS	46	38
By Rushing	16	7
By Passing	28	30
By Returns	2	1

Score By Quarters	1	2	3	4	OT	Total
DOLPHINS.....	62	137	93	106	0	398
OPPONENTS.....	44	105	95	85	3	332

RUSHING	NO.	YDS.	AVG.	LG	TD
Parmalee	236	878	3.7	40	9
Kirby	108	414	3.8	38	4
Spikes	32	126	3.9	17t	1
Byars	15	44	2.9	15	1
Kosar	7	19	2.7	14	1
Marino	11	14	1.3	12	0
McDuffie	3	6	2.0	11	0
Wilson	1	5	5.0	5	0
DOLPHINS	413	1506	3.6	40	16
OPPONENTS	415	1675	4.0	44	7

RECEIVING	NO.	YDS.	AVG.	LG	TD
Kirby	66	618	9.4	46	3
Fryar	62	910	14.7	67t	8

McDuffie	62	819	13.2	48	8
Byars	51	362	7.1	26	2
Green	43	499	11.6	31t	3
Parmalee	39	345	8.8	35	1
Clark	37	525	14.2	42t	2
R. Hill	12	260	21.7	58	0
Spikes	5	18	3.6	13	1
R. Williams.....	3	28	9.3	13	0
M. Williams....	2	17	8.5	15	0
Wilson	1	3	3.0	3	0
Marino	1	-6	-6.0	-6	0

DOLPHINS	384	4398	11.5	67t	28
OPPONENTS	327	3756	11.5	50t	30

INTERCEPTIONS	NO.	YDS.	AVG.	LG	TD
Vincent	5	95	19.0	69t	1
Brown	2	20	10.0	20	0
Jackson	1	23	23.0	23	0
Cox	1	12	12.0	12	0
Beavers	1	8	8.0	8	0
Singleton.....	1	3	3.0	3	0
Atkins	1	0	0.0	0	0
Buckley	1	0	0.0	0	0
Stewart	1	0	0.0	0	0

DOLPHINS	14	161	11.5	69t	1
OPPONENTS	20	210	10.5	45	0

PUNTING	NO.	YDS.	AVG.	LG	BK
Kidd	57	2433	42.7	56	0

DOLPHINS	57	2433	42.7	56	0
OPPONENTS	59	2420	41.0	61	0

PUNT RET.	NO.	YDS.	AVG.	LG	TD
McDuffie	24	163	6.8	24	0
DOLPHINS	24	163	6.8	24	0
OPPONENTS	35	265	7.6	27	0

KICKOFF RET.	NO.	YDS.	AVG.	LG	TD
McDuffie	23	564	24.5	47	0
Spikes	18	378	21.0	55	0
R. Hill	12	287	23.9	33	0
R. Williams.....	2	20	10.0	12	0
S. Hill	1	38	38.0	38	0
Dar Dar	1	22	22.0	22	0
Buckley	1	16	16.0	16	0
Milner	1	13	13.0	13	0
DOLPHINS	59	1338	22.7	55	0
OPPONENTS	85	1782	21.0	62	0

SCORING	Ru	Pa	Rt	PAT	FG	S	2	PT
Stoyanovich	0	0	0	37/37	27/34	0	0	118
Parmalee ..	9	1	0	0	0	0	0	60
McDuffie ..	0	8	0	0	0	0	1	50
Fryar	0	8	0	0	0	0	0	48
Kirby	4	3	0	0	0	0	0	42
Green	0	3	0	0	0	0	1	20
Byars	1	2	0	0	0	0	0	18
Clark	0	2	0	0	0	0	0	12
Spikes	1	1	0	0	0	0	0	12
Johnson....	0	0	1	0	0	0	0	6
Kosar	1	0	0	0	0	0	0	6
Vincent	0	0	1	0	0	0	0	6
DOLPHINS 16	28	2	37/37	27/34	2	398		
OPPONENTS 7	30	1	31/33	23/31	1	332		

FIELD GOALS	1-19	20-29	30-39	40-49	50+
Stoyanovich	1/1	7/9	11/12	6/7	2/5

DOLPHINS	1/1	7/9	11/12	6/7	2/5
OPPONENTS	0/10	11/11	8/9	3/6	2/4

TWO-POINT CONVERSIONS

Green 1, McDuffie 1

DOLPHINS 2-9, OPPONENTS 1-5

SACKS

Cox 7.5, Coleman 6.5, Cross 6.0, T. Armstrong 4.5, Bowers 2.0, Emtman 1.0, Singleton 1.0, Foxx 0.5

DOLPHINS 29.0, OPPONENTS 29.0

STARTERS

OFFENSE

WR – Irving Fryar (16)
 LT – Richmond Webb (16)
 LG – Keith Sims (16)
 C – Tim Ruddy (16)
 RG – Chris Gray (10), Tom McHale (4),
 *Andrew Greene (1), Bert Weidner (1)
 RT – Billy Milner (9), Ron Heller (7)
 TE – Eric Green (14), Ronnie Williams (2)
 WR – O.J. McDuffie (16)
 QB – Dan Marino (14), Bernie Kosar (2)
 RB – Bernie Parmalee (12), Terry Kirby (4)
 FB – Keith Byars (16)

DEFENSE

LDE – Jeff Cross (16)
 DT – Tim Bowers (16)
 NT – Chuck Klingbell (15), Steve Emtman (1)
 RDE – Marco Coleman (16)
 LLB – Chris Singleton (15), Aubrey Beavers (1)
 MLB – Bryan Cox (16)
 RLB – Dwight Hollier (14)
 LCB – Troy Vincent (16)
 RCB – J.B. Brown (12), Terrell Buckley (4)
 SS – Michael Stewart (16)
 FS – Gene Atkins (11), Louis Oliver (5)
 5th DB – Calvin Jackson (1), Frankie Smith (1)

* Indicates Rookie

PASSING	ATT.	COMP.	YDS.	PCT.	TD	INT.	LG	SCK/LST	RATING
Marino	482	309	3668	64.1	24	15	67t	22/153	90.8
Kosar	108	74	699	68.5	3	5	31t	6/28	76.1
Kirby	1	1	31	100.0	1	0	31t	0/0	158.3
McGwire	1	0	0	0.0	0	0	0	1/7	39.6
DOLPHINS	592	384	4398	64.9	28	20	67t	29/188	88.8
OPPONENTS	556	327	3756	58.8	30	14	50t	29/187	86.7

1996 FINAL STATISTICS (8-8)

DATE	OPPONENT	SCORE	W/L	ATT.
9/1	NEW ENGLAND	24-10	W	71,542
9/8	at Arizona	38-10	W	55,444
9/15	N.Y. JETS	36-27	W	68,137
9/23	at Indianapolis	6-10	L	60,891
10/6	SEATTLE	15-22	L	59,939
10/13	at Buffalo	21-7	W	79,642
10/13	at Philadelphia	28-35	L	66,240
10/27	DALLAS	10-29	L	75,283
11/3	at New England	23-42	L	58,942
11/10	INDIANAPOLIS	37-13	W	66,623
11/17	at Houston	23-20	W	47,358
11/25	PITTSBURGH	17-24	L	73,489
12/1	at Oakland	7-17	L	50,591
12/8	N.Y. GIANTS	7-17	L	63,889
12/16	BUFFALO	16-14	W	67,016
12/22	at N.Y. Jets	31-28	W	47,271

TEAM STATISTICS	MIA.	OPP.
TOTAL FIRST DOWNS	294	306
By Rushing	92	91
By Passing	173	191
By Penalty	29	24
Third Down: Made/Att.	89/221	65/193
Fourth Down: Made/Att. ...	8/19	11/24
TOTAL NET YARDS	5165	5191
Average Per Game.....	322.8	324.4
Total Plays	1000	987
NET YARDS RUSHING	1622	1536
Average Per Game.....	101.4	96.0
Total Rushes	460	411
NET YARDS PASSING	3543	3655
Average Per Game.....	221.4	228.4
Tackled/Yards Lost.....	36/240	37/233
Gross Yards	3783	3888
Attempts/Completions.....	504/300	539/337
Completion Percentage	59.7	62.5
Had Intercepted.....	11	20
PUNTS/AVERAGE	78/46.3	75/43.8
PENALTIES/YARDS	111/852	98/786
FUMBLES/BALL LOST	31/13	29/16
TOUCHDOWNS	41	41
By Rushing	14	10
By Passing	22	29
By Returns	5	2

Score by Quarters 1 2 3 4 OT Total

DOLPHINS	57	120	84	78	0	339
OPPONENTS	72	89	71	93	0	325

RUSHING	NO.	YDS.	AVG.	LG	TD
Abdul-Jabbar	307	1116	3.6	29	11
Spikes	87	316	3.6	49	3
Parmalee	25	80	3.2	17	0
McPhail	6	28	4.7	10	0
Pritchett	7	27	3.9	16	0
Izzo	1	26	26.0	26	0
Erickson	11	16	1.5	12	0
McDuffie	2	7	3.5	7	0
Kosar	1	6	6.0	6	0
Kidd.....	1	3	3.0	3	0
R. Wilson.....	1	0	0.0	0	0
Marino.....	11	-3	-0.3	7	0
DOLPHINS	460	1622	3.5	49	14
OPPONENTS	411	1536	3.7	49t	10

RECEIVING	NO.	YDS.	AVG.	LG	TD
McDuffie	74	918	12.4	36	8
Barnett	36	562	15.6	66	3
Pritchett.....	33	354	10.7	74t	2
Drayton.....	26	320	12.3	51	0
Abdul-Jabbar	23	139	6.0	23	0
R. Hill.....	21	409	19.5	61	4
Parmalee.....	21	189	9.0	17	0
McPhail.....	20	282	14.1	52	0
L. Thomas.....	10	166	16.6	34	1
Miller.....	9	116	12.9	22	0
Spikes.....	8	81	10.1	19	1
Jordan.....	7	152	21.7	43	0
Byars.....	5	40	8.0	16	0
Carolan.....	4	48	12.0	21	1
R. Wilson.....	2	5	2.5	3t	1
Wainright.....	1	2	2.0	2t	1
DOLPHINS	300	3783	12.6	74t	22
OPPONENTS	337	3888	11.5	84t	29

INTERCEPTIONS	NO.	YDS.	AVG.	LG	TD
Buckley	6	164	27.3	91t	1
Oliver	3	110	36.7	60	0
Jackson	3	82	27.3	61t	1
Z. Thomas.....	3	64	21.3	27	1
Wooden.....	2	15	7.5	15	0
J.B. Brown.....	1	29	29.0	29	0
Hollier.....	1	11	11.0	11	0
S. Hill.....	1	0	0.0	0	0
DOLPHINS	20	475	23.8	91t	3
OPPONENTS	11	256	23.3	100t	1

PUNTING	NO.	YDS.	AVG.	LG	BK
Kidd.....	78	3611	46.3	63	0
DOLPHINS	78	3611	46.3	63	0
OPPONENTS	75	3283	43.8	80	2

PUNT RET.	NO.	YDS.	AVG.	LG	TD
McDuffie	22	212	9.6	19	0
Buckley	3	24	8.0	13	0
Miller.....	1	15	15.0	15	0
DOLPHINS	26	251	9.7	19	0
OPPONENTS	48	368	7.7	26	0

KICKOFF RET.	NO.	YDS.	AVG.	LG	TD
Spikes	28	681	24.3	59	0
McPhail.....	15	335	22.3	40	0
Dar Dar.....	7	132	18.9	25	0
Jordan.....	4	81	20.3	22	0
R. Hill.....	2	4	2.0	4	0
Buckley	1	48	48.0	48	0
Z. Thomas.....	1	17	17.0	17	0
R. Wilson.....	1	12	12.0	12	0
Wainright.....	1	10	10.0	10	0
DOLPHINS	60	1320	22.0	59	0
OPPONENTS	48	1058	22.0	54	0

SCORING	Ru	Pa	Rt	PAT	FG	S	2P	TP
Nedney	0	0	0	36/36	18/29	0	0	89
Abdul-Jabbar	1	0	0	0	0	0	0	66
McDuffie	0	8	0	0	0	0	0	48
R. Hill.....	0	4	0	0	0	0	0	24
Spikes	3	1	0	0	0	0	0	24
Barnett.....	0	3	0	0	0	0	0	18
Pritchett.....	0	2	0	0	0	0	0	12

Buckley	0	0	1	0	0	0	0	6
Carolan.....	0	1	0	0	0	0	0	6
S. Hill.....	0	0	1	0	0	0	0	6
Jackson.....	0	0	1	0	0	0	0	6
Miller.....	0	0	1	0	0	0	0	6
L. Thomas.....	0	1	0	0	0	0	0	6
Z. Thomas.....	0	0	1	0	0	0	0	6
Wainright.....	0	1	0	0	0	0	0	6
R. Wilson.....	0	1	0	0	0	0	0	6
Drayton.....	0	0	0	0	0	0	1	2

DOLPHINS	14	22	5	35/36	18/29	0	1	339
OPPONENTS	10	29	2	38/39	13/17	0	1	325

FIELD GOALS	1-19	20-29	30-39	40-49	50+
Nedney	1/1	7/7	7/11	3/8	0/2
DOLPHINS	1/1	7/7	7/11	3/8	0/2
OPPONENTS ..	1/1	5/6	5/5	2/5	0/0

TWO-POINT CONVERSIONS
Drayton 1

DOLPHINS 1-5, OPPONENTS 1-2
SACKS
Armstrong 12.0, Stubbs 9.0, Bowens 3.0, Burton 3.0, Emtman 2.0, Z. Thomas 2.0, Jackson 1.5, Bailey 1.0, Gardener 1.0, S. Hill 1.0, Hollier 1.0, Hand 0.5
DOLPHINS 37.0, OPPONENTS 36.0

STARTERS
OFFENSE
WR - Fred Barnett (7), Randal Hill (5), Lamar Thomas (3), Scott Miller (1)
LT - Richmond Webb (16)
LG - Keith Sims (15), *Jeff Buckley (1)
C - Tim Ruddy (16)
RG - Chris Gray (11), Everett McIver (5)
RT - James Brown (16)
TE - Troy Drayton (10), Keith Byars (4), Brett Carolan (2)
WR - O.J. McDuffie (16)
QB - Dan Marino (13), Craig Erickson (3)
RB - *Karim Abdul-Jabbar (14), *Jerris McPhail (1), Irving Spikes (1)
FB - *Stanley Pritchett (16)

DEFENSE
LDE - Trace Armstrong (9), *Shane Burton (6), Daniel Stubbs (1)
LDT - *Daryl Gardener (12), Steve Emtman (4)
RDT - Tim Bowens (16)
RDE - Daniel Stubbs (14), *Shane Burton (2)
LLB - Dwight Hollier (15)
MLB - *Zach Thomas (16)
RLB - Chris Singleton (13), *Anthony Harris (3)
LCB - Terrell Buckley (16)
RCB - Calvin Jackson (15), Sean Hill (1)
SS - Louis Oliver (12), *Shawn Wooden (4)
FS - *Shawn Wooden (7), Gene Atkins (5), Sean Hill (4)
5th DB - J.B. Brown (1)

* Indicates Rookie

PASSING	ATT.	COMP.	YDS.	PCT.	TD	INT.	LG	SCK/LST	RATING
Marino	373	221	2795	59.2	17	9	74t	18/131	87.8
Erickson.....	99	55	780	55.6	4	2	61	11/72	86.3
Kosar.....	32	24	208	75.0	1	0	20	6/34	102.1
Abdul-Jabbar	0	0	0	0.0	0	0	0	1/3	0.0
DOLPHINS	504	300	3783	59.5	22	11	74t	36/240	88.4
OPPONENTS	539	337	3888	62.5	29	20	84t	37/233	86.7

1997 FINAL STATISTICS (9-7)

DATE	OPPONENT	SCORE	W/L	ATT.
8/31	INDIANAPOLIS	16-10	W	70,813
9/7	TENNESSEE	16-13(OT)	W	64,439
9/14	at Green Bay	18-23	L	60,075
9/21	at Tampa Bay	21-31	L	73,314
10/5	KANSAS CITY	17-14	W	71,794
10/12	at N.Y. Jets	31-20	W	75,601
10/19	at Baltimore	24-13	W	64,354
10/27	CHICAGO	33-36(OT)	L	73,156
11/2	at Buffalo	6-9	L	78,011
11/9	N.Y. JETS	24-17	W	73,809
11/17	BUFFALO	30-13	W	74,155
11/23	at New England	24-27	L	59,002
11/30	at Oakland	34-16	W	50,569
12/7	DETROIT	33-30	W	72,266
12/14	at Indianapolis	0-41	L	61,282
12/22	NEW ENGLAND	12-14	L	74,379

TEAM STATISTICS	MIA.	OPP.
TOTAL FIRST DOWNS	311	299
By Rushing	87	106
By Passing	199	176
By Penalty	25	17
Third Down: Made/Att.....	82/217	92/215
Third Down Efficiency	37.8	42.8
Fourth Down: Made/Att.....	13/23	7/18
TOTAL NET YARDS.....	5135	5364
Average Per Game	320.9	335.3
Total Plays	1028	1004
NET YARDS RUSHING	1343	1813
Average Per Game	83.9	113.3
Total Rushes	430	443
NET YARDS PASSING.....	3792	3551
Average Per Game	237.0	221.9
Tackled/Yards Lost.....	22/153	31/231
Gross Yards	3945	3782
Attempts/Completions.....	576/332	530/329
Completion Percentage	57.6	62.1
Had Intercepted	12	10
PUNTS/AVERAGE.....	68/43.6	63/42.5
PENALTIES/YARDS	93/783	92/892
FUMBLES/BALL LOST	22/8	31/17
TOUCHDOWNS	37	36
By Rushing	18	9
By Passing	16	23
By Returns	3	4

Score By Quarters	1	2	3	4	OT	Total
DOLPHINS	67	103	49	117	3	339
OPPONENTS	43	135	51	95	3	327

RUSHING	NO.	YDS.	AVG.	LG	TD
Abdul-Jabbar	283	892	3.2	22	15
Spikes	63	180	2.9	14	2
McPhail	17	146	8.6	71	1
Parmalee	18	59	3.3	12	0
Phillips	18	44	2.4	8	0
Jordan	3	12	4.0	16	0
Erickson	4	8	2.0	4	0
Pritchett	3	7	2.3	4	0
Kidd	1	4	4.0	4	0
Nealy	1	3	3.0	3	0
Potts	1	3	3.0	3	0
Marino	18	-14	-0.8	1	0
DOLPHINS	430	1343	3.1	71	18
OPPONENTS	443	1813	4.1	43	9

RECEIVING	NO.	YDS.	AVG.	LG	TD
McDuffie	76	943	12.4	55	1
Drayton	39	558	14.3	30	4
McPhail	34	262	7.7	19	1
Abdul-Jabbar	29	261	9.0	36	1
L. Thomas	28	402	14.4	26	2
Parmalee	28	301	10.8	29	1
Jordan	27	471	17.4	44	3
Perriman	19	309	16.3	26	1
Barnett	17	166	9.8	20	1
Perry	11	45	4.1	10	1
Manning	7	85	12.1	21	0
Spikes	7	70	10.0	24	0
Pritchett	5	35	7.0	17	0
Potts	3	27	9.0	13	0
Phillips	1	6	6.0	6	0
Dotson	1	4	4.0	4	0
DOLPHINS	332	3945	11.9	55	16
OPPONENTS	329	3945	11.5	50	23

INTERCEPTIONS	NO.	YDS.	AVG.	LG	TD
Buckley	4	26	6.5	12	0
Teague	2	25	12.5	23	0
Wooden	2	10	5.0	10	0
Madison	1	21	21.0	21	0
Z. Thomas	1	10	10.0	10	0
DOLPHINS	10	92	9.2	23	0
OPPONENTS	12	307	25.6	100	4

PUNTING	NO.	YDS.	AVG.	LG	BK
Kidd	52	2247	43.2	58	0
Richardson	11	480	43.6	54	0
Mare	5	235	47.0	53	0
DOLPHINS	68	2962	43.6	58	0
OPPONENTS	63	2679	42.5	65	0

PUNT RET.	NO.	YDS.	AVG.	LG	TD
Jordan	26	273	10.5	38	0
Buckley	4	58	14.5	26	0
McDuffie	2	4	2.0	3	0
DOLPHINS	32	335	10.5	38	0
OPPONENTS	43	323	7.5	25	0

KICKOFF RET.	NO.	YDS.	AVG.	LG	TD
Spikes	24	565	23.5	48	0
McPhail	15	314	20.9	39	0
C. Harris	11	224	20.4	34	0
Ismail	8	166	20.8	27	0
Potts	1	16	16.0	16	0
Perry	1	7	7.0	7	0
Jordan	1	6	6.0	6	0
A. Harris	1	0	0.0	0	0
Hollier	1	0	0.0	0	0
DOLPHINS	63	1298	20.6	48	0
OPPONENTS	53	1018	19.2	40	0

SCORING	Ru	Pa	Rt	PAT	FG	S	2	PT
Mare	0	0	0	33/3328/36	0	0	117	
Abdul-Jabbar	15	1	0	0/0	0/0	0	96	
Drayton	0	4	0	0/0	0/0	0	24	
Jordan	0	3	0	0/0	0/0	0	18	
McDuffie	0	1	1	0/0	0/0	0	12	
McPhail	1	1	0	0/0	0/0	0	12	
Spikes	2	0	0	0/0	0/0	0	12	
L. Thomas	0	2	0	0/0	0/0	0	12	
Barnett	0	1	0	0/0	0/0	0	6	
Bowens	0	0	1	0/0	0/0	0	6	

Buckley	0	0	1	0/0	0/0	0	0	6
Parmalee	1	0	0	0/0	0/0	0	0	6
Perriman	0	1	0	0/0	0/0	0	0	6
Perry	0	1	0	0/0	0/0	0	0	6
DOLPHINS	18	16	3	33/3328/36	0	0	339	
OPPONENTS	9	23	4	30/3225/35	1	2	327	

FIELD GOALS	1-19	20-29	30-39	40-49	50+
Mare	2/2	14/15	8/10	3/6	1/3
DOLPHINS	2/2	14/15	8/10	3/6	1/3
OPPONENTS	0/0	11/11	9/12	4/9	1/3

TWO-POINT CONVERSIONS
DOLPHINS 0-4, OPPONENTS 2-4

SACKS
Armstrong 5.5, Bowens 5.0, Rodgers 5.0, Taylor 5.0, Burton 4.0, Wilson 2.0, Gardener 1.5, A. Harris 1.0, Stubbs 1.0, Jackson 0.5, Z. Thomas 0.5.
DOLPHINS 31.0, OPPONENTS 22.0

STARTERS
OFFENSE
WR - O.J. McDuffie (16)
LT - Richmond Webb (16)
LG - Jeff Buckley (12), Keith Sims (4)
C - Tim Ruddy (15), John Bock (1)
RG - Everett McIver (14), John Bock (2)
RT - James Brown (16)
TE - Troy Drayton (15)
WR - Lamar Thomas (6), Fred Barnett (5), Brett Perriman (5)
QB - Dan Marino (16)
RB - Karim Abdul Jabbar (14), Jerris McPhail (1), Irving Spikes (1)
FB - Stanley Pritchett (5), Bernie Parmalee (4), Dewayne Dotson (2), Roosevelt Potts (1)
3rd WR - Charles Jordan (1)
2nd TE - Ed Perry (4)

DEFENSE
LDE - Trace Armstrong (16)
LDT - Tim Bowens (16)
RDT - Daryl Gardener (16)
RDE - Jason Taylor (11), Shane Burton (4), Dunstan Anderson (1)
LLB - Anthony Harris (14), Dwight Hollier (2)
MLB - Zach Thomas (15), Dwight Hollier (1)
RLB - *Derrick Rodgers (14), Anthony Harris (2)
LCB - Terrell Buckley (15), Calvin Jackson (1)
RCB - Calvin Jackson (11), *Sam Madison (3), Terrell Buckley (1), Tim Jacobs (1)
SS - Shawn Wooden (15), Corey Harris (1)
FS - Corey Harris (6), George Teague (6), Calvin Jackson (4)

* Indicates Rookie

PASSING	ATT.	COMP.	YDS.	PCT.	TD	INT.	LG	SCK/LST	RATING
Marino	548	319	3780	58.2	16	11	55	20/132	80.7
Erickson	28	13	165	46.4	0	1	27	2/21	50.4
DOLPHINS	576	332	3945	57.6	16	12	55	22/153	79.2
OPPONENTS	530	329	3782	62.1	23	10	70	31/231	90.1

1998 FINAL STATISTICS (10-6)

DATE	OPPONENT	SCORE	W/L	ATT.
9/6	at Indianapolis	24-15	W	60,587
9/13	BUFFALO	13-7	W	73,097
9/20	PITTSBURGH	21-0	W	73,948
10/4	at N.Y. Jets	9-20	L	75,257
10/12	at Jacksonville	21-28	L	74,051
10/18	ST. LOUIS	14-0	W	65,418
10/25	NEW ENGLAND	12-9 (OT)	W	73,973
11/1	at Buffalo	24-30	L	79,011
11/8	INDIANAPOLIS	27-14	W	73,400
11/15	at Carolina	13-9	W	67,887
11/23	at New England	23-26	L	58,729
11/29	NEW ORLEANS	30-10	W	73,216
12/6	at Oakland	27-17	W	61,254
12/13	N.Y. JETS	16-21	L	74,369
12/21	DENVER	31-21	W	74,363
12/27	at Atlanta	16-38	L	69,754

TEAM STATISTICS	MIA.	OPP.
TOTAL FIRST DOWNS	269	257
By Rushing	73	75
By Passing	176	148
By Penalty	20	34
Third Down: Made/Att	81/226	70/213
Third Down Efficiency	35.8	32.9
Fourth Down: Made/Att	6/12	6/11
TOTAL NET YARDS	4930	4435
Average Per Game	308.1	277.2
Total Plays	1028	944
NET YARDS RUSHING	1535	1511
Average Per Game	95.9	94.4
Total Rushes	458	395
NET YARDS PASSING	3395	2924
Average Per Game	212.2	182.8
Tackled/Yards Lost	24/187	45/270
Gross Yards	3582	3194
Attempts/Completions	546/316	504/252
Completion Percentage	57.9	50.0
Had Intercepted	16	29
PUNTS/AVERAGE	97/41.9	88/45.3
PENALTIES/YARDS	106/864	97/875
FUMBLES/BALL LOST	25/12	25/7
TOUCHDOWNS	37	28
By Rushing	10	6
By Passing	23	17
By Returns	4	5

Score By Quarters	1	2	3	4	OT	Total
DOLPHINS	54	115	61	88	3	321
OPPONENTS	51	70	44	100	0	265

RUSHING	NO.	YDS.	AVG.	LG	TD
Abdul-Jabbar	270	960	3.6	45	6
Avery	143	503	3.5	44	2
Parmalee	8	20	2.5	10	0
Pritchett	6	19	3.2	11	1
Moore	4	12	3.0	4	0
McDuffie	3	11	3.7	5	0
Lusk	1	7	7.0	7	0
Doxson	2	6	3.0	3	0
Marino	21	-3	-0.1	10	1
DOLPHINS	458	1535	3.4	45	10
OPPONENTS	395	1511	3.8	77t	6

RECEIVING	NO.	YDS.	AVG.	LG	TD
McDuffie	90	1050	11.7	61t	7
Gadsden	48	713	14.9	50	7
L. Thomas	43	603	14.0	56t	5

PASSING	ATT.	COMP.	YDS.	PCT.	TD	INT.	LG	SCK/LST	RATING
Marino	537	310	3497	57.7	23	15	61t	23/178	80.0
Huard	9	6	85	66.7	0	1	24	1/9	57.4
DOLPHINS	546	316	3582	57.9	23	16	61t	24/187	79.5
OPPONENTS	504	252	3194	50.0	17	29	62t	45/270	57.4

Drayton	30	334	11.1	35	3
Perry	25	255	10.2	46	0
Parmalee	21	221	10.5	23	0
Abdul-Jabbar	21	102	4.9	18	0
Pritchett	17	97	5.7	24	0
Avery	10	67	6.7	19t	1
Jacquet	8	122	15.3	29	0
Jordan	2	17	8.5	9	0
Moore	1	1	1.0	1	0
DOLPHINS	316	3582	11.3	61t	23
OPPONENTS	252	3194	12.7	62t	17

INTERCEPTIONS	NO.	YDS.	AVG.	LG	TD
Buckley	8	157	19.6	61	1
Madison	8	114	14.3	35	0
Walker	4	12	3.0	7	0
Z. Thomas	3	21	7.0	17t	2
Jones	2	14	7.0	14t	1
Jurstein	2	1	0.5	1	0
Wilson	1	0	0.0	0	0
Gardener	1	-1	-1.0	-1	0
DOLPHINS	29	318	11.0	61	4
OPPONENTS	16	365	22.8	87	2

PUNTING	NO.	YDS.	AVG.	LG	BK
Wilmsmeyer ..	93	3949	42.5	57	1
Mare	3	115	38.3	43	0
DOLPHINS	97	4064	41.9	57	1
OPPONENTS	88	3986	45.3	73	0

PUNT RET.	NO.	YDS.	AVG.	LG	TD
Buckley	29	354	12.2	35	0
McDuffie	12	141	11.8	39	0
Jordan	5	47	9.4	24	0
DOLPHINS	46	542	11.8	39	0
OPPONENTS	43	339	7.9	40	0

KICKOFF RET.	NO.	YDS.	AVG.	LG	TD
Avery	43	1085	25.2	55	0
Marion	6	109	18.2	28	0
Jacquet	4	103	25.8	37	0
DOLPHINS	53	1297	24.5	55	0
OPPONENTS	56	1227	21.9	95t	1

SCORING	Ru	Pa	Rt	PAT	FG	S	2	TP
Mare	0	0	0	33/3422/27	0	0	0	99
Gadsden ..	0	7	0	0	0	0	0	42
McDuffie ..	0	7	0	0	0	0	0	42
Abdul-Jabbar	6	0	0	0	0	0	0	36
L. Thomas	0	5	0	0	0	0	0	30
Avery	2	1	0	0	0	0	0	18
Drayton	0	3	0	0	0	0	0	18
Z. Thomas	0	0	2	0	0	0	0	12
Buckley	0	0	1	0	0	0	0	6
Jones	0	0	1	0	0	0	0	6
Marino	1	0	0	0	0	0	0	6
Pritchett ..	1	0	0	0	0	0	0	6
DOLPHINS	10	23	4	33/3422/27	0	0	0	321
OPPONENTS	6	17	5	24/2423/32	0	2	2	265

FIELD GOALS	1-19	20-29	30-39	40-49	50+
Mare	0/0	12/13	5/5	5/7	0/2
DOLPHINS	0/0	12/13	5/5	5/7	0/2
OPPONENTS ..	0/1	8/8	5/6	8/15	2/2

TWO-POINT CONVERSIONS
DOLPHINS 0-3, OPPONENTS 2-4

SACKS
Armstrong 10.5, Taylor 9.0, Bromel 8.0, Jones 5.0, Rodgers 2.5, Burton 2.0, Mixon 2.0, Z. Thomas 2.0, Gardener 1.0, Jackson 1.0, Madison 1.0, TEAM 1.0.

DOLPHINS 45.0, OPPONENTS 24.0

STARTERS
OFFENSE
WR - Oronde Gadsden (12), Lamar Thomas (2)
LT - Richmond Webb (9), Brent Smith (7)
LG - Mark Dixon (10), John Bock (6)
C - Tim Ruddy (16)
RG - Kevin Donnalley (14), Mike Sheldon (2)
RT - James Brown (16)
TE - Troy Drayton (15), Ed Perry (1)
WR - O.J. McDuffie (16)
QB - Dan Marino (16)
RB - Karim Abdul-Jabbar (15), Ron Moore (1)
FB - Stanley Pritchett (12)
2nd TE - Ed Perry (4), Kendrick Lusk (1), Frank Wainright (1)

DEFENSE
LDE - *Kenny Mixon (16)
LDT - Tim Bowens (16)
RDE - Daryl Gardener (16)
LT - Jason Taylor (15), Daniel Stubbs (1)
LLB - Derrick Rodgers (16)
MLB - Zach Thomas (16)
RLB - Robert Jones (16)
LCB - Terrell Buckley (16)
RCB - Sam Madison (16)
SS - Calvin Jackson (15), Shawn Wooden (1)
FS - Brock Marion (16)

* Indicates Rookie

1999 FINAL STATISTICS (9-7)

DATE	OPPONENT	SCORE	W/L	ATT.
9/13	at Denver	38-21	W	75,623
9/19	ARIZONA	19-16	W	73,618
10/4	BUFFALO	18-23	L	74,073
10/10	at Indianapolis	34-31	W	56,810
10/17	at New England	31-30	W	60,006
10/24	PHILADELPHIA	16-13	W	73,975
10/31	at Oakland	16-9	W	61,556
11/7	TENNESSEE	17-0	W	74,109
11/14	at Buffalo	3-23	L	72,810
11/21	NEW ENGLAND	27-17	W	74,295
11/25	at Dallas	0-20	L	64,328
12/5	INDIANAPOLIS	34-37	L	74,096
12/12	at N.Y. Jets	20-28	L	78,246
12/19	SAN DIEGO	12-9	W	73,765
12/27	N.Y. JETS	31-38	L	74,230
1/2	at Washington	10-21	L	78,106

TEAM STATISTICS	MIA.	OPP.
TOTAL FIRST DOWNS	287	252
By Rushing	81	79
By Passing	188	145
By Penalty	18	28
Third Down: Made/Att.....	80/236	60/208
Third Down Efficiency	33.9	28.8
Fourth Down: Made/Att.....	8/14	8/16
TOTAL NET YARDS	4938	4404
Average Per Game	308.6	275.3
Total Plays	1071	936
NET YARDS RUSHING	1453	1476
Average Per Game	90.8	92.3
Total Rushes	445	413
NET YARDS PASSING	3485	2928
Average Per Game	217.8	183.0
Tackled/Yards Lost	37/251	39/240
Gross Yards	3736	3168
Attempts/Completions	589/329	484/256
Completion Percentage	55.9	52.9
Had Intercepted	21	18
PUNTS/AVERAGE	81/41.0	85/41.1
PENALTIES/YARDS	111/936	80/708
FUMBLES/BALL LOST	23/13	19/10
TOUCHDOWNS	30	35
By Rushing	8	6
By Passing	20	19
By Returns	2	10

Score By Quarters	1	2	3	4	OT	Total
DOLPHINS	50	106	58	112	0	326
OPPONENTS	73	83	75	105	0	336

RUSHING	NO.	YDS.	AVG.	LG	TD
Johnson	164	558	3.4	34	4
Collins	131	414	3.2	25t	2
Pritchett	47	158	3.4	25	1
Huard	28	124	4.4	25	0
Denson	28	98	3.5	20	0
Abdul-Jabbar	28	95	3.4	12	1
Konrad	9	16	1.8	5	0
Jacquet	1	4	4.0	4	0
Zolak	2	-2	-1.0	-1	0
Marino	6	-6	-1.0	0	0
Martin	1	-6	-6.0	-6	0
DOLPHINS	445	1453	3.3	34	8
OPPONENTS	413	1476	3.6	43	6

RECEIVING	NO.	YDS.	AVG.	LG	TD
Martin	67	1037	15.5	69t	5
Gadsden	48	803	16.7	62	6
McDuffie	43	516	12.0	34	2
Pritchett	43	312	7.3	30	4
Konrad	34	251	7.4	25	1
Drayton	32	299	9.3	26	1
Green	18	234	13.0	27	0
Johnson	15	100	6.7	17	0
Goodwin	8	55	6.9	14	0
Collins	6	32	5.3	12	0
Denson	4	28	7.0	10	0
Abdul-Jabbar	4	25	6.3	14	0
Perry	3	8	2.7	5	1
McKenzie	2	18	9.0	13	0
Jacquet	1	18	18.0	18	0
Huard	1	0	0.0	0	0
DOLPHINS	329	3736	11.4	69t	20
OPPONENTS	256	3168	12.4	68t	19

INTERCEPTIONS	NO.	YDS.	AVG.	LG	TD
Madison	7	164	23.4	42	1
Buckley	3	3	1.0	18	0
Marion	2	30	15.0	28	0
Surtain	2	28	14.0	28	0
Wilson	1	13	13.0	13	0
Rodgers	1	5	5.0	5	0
Taylor	1	0	0.0	0	0
Z. Thomas	1	0	0.0	0	0
DOLPHINS	18	243	13.5	42	1
OPPONENTS	21	567	27.0	98t	7

PUNTING	NO.	YDS.	AVG.	LG	BK
Hutton	73	2978	40.8	63	0
Bartholomew	7	308	44.0	51	0
Mare	1	36	36.0	36	0
DOLPHINS	81	3322	41.0	63	0
OPPONENTS	85	3495	41.1	57	0

PUNT RET.	NO.	YDS.	AVG.	LG	TD
Jacquet	28	351	12.5	45	0
Buckley	8	13	1.6	8	0
McDuffie	7	62	8.9	21	0
Preston	1	6	6.0	6	0
DOLPHINS	44	432	9.8	45	0
OPPONENTS	42	424	10.1	43	0

KICKOFF RET.	NO.	YDS.	AVG.	LG	TD
Marion	62	1524	24.6	93	0
Wilson	3	50	16.7	23	0
Avery	2	55	27.5	33	0
Johnson	2	26	13.0	19	0
Jacquet	1	26	26.0	26	0
McDuffie	1	17	17.0	17	0
Z. Thomas	1	15	15.0	15	0
DOLPHINS	72	1713	23.8	93	0
OPPONENTS	58	1282	22.1	97t	1

SCORING	Ru	Pa	Rt	PAT	FG	S	2	TP
Mare	0	0	0	27/27	39/46	0	0	144
Gadsden	0	6	0	0/0	0/0	0	0	36
Martin	0	5	0	0/0	0/0	0	0	30
Pritchett	1	4	0	0/0	0/0	0	0	30
Johnson	4	0	0	0/0	0/0	0	0	24
Collins	2	0	0	0/0	0/0	0	0	12
McDuffie	0	2	0	0/0	0/0	0	0	12
Madison	0	0	1	0/0	0/0	1	0	8

Abdul-Jabbar	1	0	0	0/0	0/0	0	0	6
Drayton	0	1	0	0/0	0/0	0	0	6
Konrad	0	1	0	0/0	0/0	0	0	6
Perry	0	1	0	0/0	0/0	0	0	6
Taylor	0	0	1	0/0	0/0	0	0	6

DOLPHINS	8	20	227	27/39/46	1	3326
OPPONENTS	6	19	1033	35/31/40	0	0336

FIELD GOALS	1-19	20-29	30-39	40-49	50+	
Mare	0/0	1/1	9/9	17/17	9/14	3/5
DOLPHINS	0/0	1/1	9/9	17/17	9/14	3/5
OPPONENTS	0/0	0/0	6/6	10/10	14/16	3/4

TWO-POINT CONVERSIONS	
DOLPHINS	0-3 , OPPONENTS 0-0

SACKS
Owens 8.5, Armstrong 7.5, Bromell 5.0, Gardener 5.0, Wilson 3.0, Taylor 2.5, Surtain 2.0, Bowers 1.5, Buckley 1.0, Jackson 1.0, Marion 1.0, Z. Thomas 1.0.
DOLPHINS 39.0 , OPPONENTS 37.0

STARTERS
OFFENSE

WR - Tony Martin (13)
 LT - Richmond Webb (14), Brent Smith (2)
 LG - Mark Dixon (13), Kevin Gogan (3)
 C - Tim Ruddy (16)
 RG - Kevin Donnalley (9), Kevin Gogan (7)
 RT - James Brown (14), Brent Smith (2)
 TE - Troy Drayton (13), Hunter Goodwin (2)
 WR - O.J. McDuffie (10), Oronde Gadsden (6)
 QB - Dan Marino (11), Damon Huard (5)
 RB - Cecil Collins (6), *J.J. Johnson (4), Karim Abdul-Jabbar (3), Stanley Pritchett (2), Atry Denson (1)
 FB - *Rob Konrad (9), Stanley Pritchett (5)
 3rd WR - Oronde Gadsden (1), Yatil Green (1)
 2nd TE - Hunter Goodwin (3), Ed Perry (1)

DEFENSE
 LDE - Rich Owens (12), Trace Armstrong (2), Kenny Mixon (2)
 LDT - Tim Bowers (15), Rich Owens (1)
 RDT - Daryl Gardener (15), Lorenzo Bromell (1)
 RDE - Jason Taylor (15), Rich Owens (1)
 LLB - Derrick Rodgers (15)
 MLB - Zach Thomas (16)
 RLB - Robert Jones (15)
 LCB - Terrell Buckley (11), Patrick Surtain (5)
 RCB - Sam Madison (16)
 SS - Calvin Jackson (10), Shawn Wooden (6)
 FS - Brock Marion (16)
 5th DB - Patrick Surtain (1)
 6th DB - Jerry Wilson (1)

* Indicates Rookie

PASSING	ATT.	COMP.	YDS.	PCT.	TD	INT.	LG	SCK/LST	RATING
Marino	369	204	2448	55.3	12	17	62	9/66	67.4
Huard	216	125	1288	57.9	8	4	69t	28/185	79.8
Zolak	4	0	0	0.0	0	0	0	0/0	39.6
DOLPHINS	589	329	3736	55.9	20	21	69t	37/251	71.5
OPPONENTS	484	256	3168	52.9	19	18	68t	39/240	71.0

2000 FINAL STATISTICS (11-5)

DATE	OPPONENT	SCORE	W/L	ATT.
9/3	SEATTLE	23-0	W	72,949
9/10	at Minnesota	7-13	L	64,112
9/17	BALTIMORE	19-6	W	73,464
9/24	NEW ENGLAND	10-3	W	73,344
10/1	at Cincinnati	31-16	W	61,535
10/8	BUFFALO	22-13	W	73,901
10/23	at N.Y. Jets	37-40(OT)	L	78,389
10/29	GREEN BAY	28-20	W	73,740
11/5	at Detroit	23-8	W	77,813
11/12	at San Diego	17-7	W	56,896
11/19	N.Y. JETS	3-20	L	74,320
11/26	at Indianapolis	17-14	W	56,935
12/3	at Buffalo	33-6	W	73,002
12/10	TAMPA BAY	13-16	L	74,307
12/17	INDIANAPOLIS	13-20	L	73,884
12/24	at New England	27-24	W	60,292

TEAM STATISTICS	MIA.	OPP.
TOTAL FIRST DOWNS	251	289
By Rushing	104	92
By Passing	122	156
By Penalty	25	41
Third Down: Made/Att	75/214	70/211
Third Down Efficiency	35.0	33.2
Fourth Down: Made/Att	4/6	8/15
TOTAL NET YARDS	4461	4636
Average Per Game	278.8	289.8
Total Plays	945	995
NET YARDS RUSHING	1894	1736
Average Per Game	118.4	108.5
Total Rushes	496	417
NET YARDS PASSING	2567	2900
Average Per Game	160.4	181.3
Tackled/Yards Lost	28/153	48/270
Gross Yards	2720	3170
Attempts/Completions	421/243	530/282
Completion Percentage	57.7	53.2
Had Intercepted	17	28
PUNTS/AVERAGE	92/42.1	87/40.6
PENALTIES/YARDS	115/920	86/793
FUMBLES/BALL LOST	12/9	30/13
TOUCHDOWNS	34	23
By Rushing	16	9
By Passing	15	13
By Returns	3	1

Score by Quarters	1	2	3	4	OT	Total
DOLPHINS	67	109	90	57	0	323
OPPONENTS	50	57	9	107	3	226

RUSHING	NO.	YDS.	AVG.	LG	TD
L. Smith	309	1139	3.7	68t	14
Fiedler	54	267	4.9	30	1
Johnson	50	168	3.4	16	1
T. Thomas	28	136	4.9	25	0
Denson	31	108	3.5	12	0
Izzo	1	39	39.0	39	0
Konrad	15	39	2.6	5	0
Shepherd	4	3	0.8	14	0
Emanuel	3	-2	-0.7	0	0
McDuffie	1	-3	-3.0	-3	0
DOLPHINS	496	1894	3.8	68t	16
OPPONENTS	417	1736	4.2	45	9

RECEIVING	NO.	YDS.	AVG.	LG	TD
Gadsden	56	786	14.0	61	6

PASSING	ATT.	COMP.	YDS.	PCT.	TD	INT.	LG	SCK/LST	RATING
Fiedler	357	204	2402	57.1	14	14	61	23/129	74.5
Huard	63	39	318	61.9	1	3	29	4/22	60.2
L. Smith	1	0	0.00	0	0	0	0	0/0	39.6
T. Thomas	0	0	0.00	0	0	0	0	1/2	-
DOLPHINS	421	243	2720	57.7	15	17	61	28/153	72.2
OPPONENTS	530	282	3170	53.2	13	28	59	48/270	57.5

Shepherd	35	446	12.7	46t	4
L. Smith	31	201	6.5	28	2
Martin	26	393	15.1	44	0
T. Thomas	16	117	7.3	15	1
McDuffie	14	143	10.2	24	0
Denson	14	105	7.5	28	0
Konrad	14	83	5.9	18	0
Weaver	10	179	17.9	41	0
Johnson	10	61	6.1	11	0
Emanuel	7	132	18.9	53t	1
Goodwin	6	36	6.0	9t	1
Ogden	2	24	12.0	12	0
Dyer	2	14	7.0	13	0
DOLPHINS	243	2720	11.2	61	15
OPPONENTS	282	3170	11.2	59	13

INTERCEPTIONS	NO.	YDS.	AVG.	LG	TD
Walker	7	80	11.4	31	0
Madison	5	80	16.0	34	0
Marion	5	72	14.4	24	0
Surtain	5	55	11.0	43	0
Wilson	1	19	19.0	19	0
Jeffries	1	3	3.0	3	0
Taylor	1	2	2.0	2	0
Bowens	1	0	0.0	0	0
Shaw	1	0	0.0	0	0
Z. Thomas	1	0	0.0	0	0
DOLPHINS	28	311	11.1	43	0
OPPONENTS	17	102	6.0	32	1

PUNTING	NO.	YDS.	AVG.	LG	BK
Turk	92	3870	42.1	70	0
DOLPHINS	92	3870	42.1	70	0
OPPONENTS	87	3532	40.6	65	1

PUNT RET.	NO.	YDS.	AVG.	LG	TD
Ogden	19	323	17.0	81t	1
Shepherd	15	164	10.9	32	0
Kelly	5	31	6.2	10	0
McDuffie	0	0	-	-	0
DOLPHINS	39	518	13.3	81t	1
OPPONENTS	36	258	7.2	40	0

KICKOFF RET.	NO.	YDS.	AVG.	LG	TD
Denson	20	495	24.8	56	0
Marion	22	513	23.3	47	0
Williams	3	64	21.3	24	0
Johnson	2	26	13.0	26	0
Goodwin	2	6	3.0	6	0
Weaver	1	15	15.0	15	0
Shepherd	1	14	14.0	14	0
DOLPHINS	51	1133	22.2	56	0
OPPONENTS	68	1260	18.5	37	0

SCORING	Ru	Pa	Rt	PAT	FG	S	2	TP
Mare	0	0	0	33/34	28/31	0	0	117
L. Smith	14	2	0	0/0	0/0	0	0	96
Gadsden	0	6	0	0/0	0/0	0	0	36
Shepherd	0	4	0	0/0	0/0	0	0	24
Emanuel	0	1	0	0/0	0/0	0	0	6
Fiedler	1	0	0	0/0	0/0	0	0	6
Goodwin	0	1	0	0/0	0/0	0	0	6
Johnson	1	0	0	0/0	0/0	0	0	6
Madison	0	0	1	0/0	0/0	0	0	6
Ogden	0	0	1	0/0	0/0	0	0	6
Taylor	0	0	1	0/0	0/0	0	0	6
T. Thomas	0	1	0	0/0	0/0	0	0	6

Haley	0	0	0	0/0	0/0	1	0	2
DOLPHINS	16	15	3	33/34	28/31	1	0	323
OPPONENTS	9	13	1	20/20	22/30	1	0	1226

FIELD GOALS	1-19	20-29	30-39	40-49	50+
Mare	0/0	7/8	9/10	12/13	0/0
DOLPHINS	0/0	0/0	7/8	9/10	12/13
OPPONENTS	0/0	0/0	4/10	12/13	0/0

TWO-POINT CONVERSIONS	
DOLPHINS	0-0, OPPONENTS 1-3

SACKS
Armstrong 16.5, Taylor 14.5, Bowens 2.5, Gardener 2.5, Mixon 2.5, Bromell 2.0, Walker 2.0, Haley 1.5, Z. Thomas 1.5, Surtain 1.0, Owens 0.5, Rodgers 0.5, Wilson 0.5.
DOLPHINS 48.0, OPPONENTS 28.0

STARTERS
OFFENSE
WR - Oronde Gadsden (16)
LT - Richmond Webb (14), Brent Smith (2)
LG - Mark Dixon (15), John Beck (1)
C - Tim Ruddy (16)
RG - Kevin Donnalley (16)
RT - *Todd Wade (16)
TE - Hunter Goodwin (16)
WR - Leslie Shepherd (11), Tony Martin (5)
QB - Jay Fiedler (15), Damon Huard (1)
RB - Lamar Smith (15), J.J. Johnson (1)
FB - Rob Konrad (14), Deon Dyer (1)
3rd WR - O.J. McDuffie (1)

DEFENSE
LDE - Kenny Mixon (13), Rich Owens (3)
LDT - Tim Bowens (15), Jermaine Haley (1)
RDT - Daryl Gardener (10), Jermaine Haley (3), Kenny Mixon (3)
RDE - Jason Taylor (16)
LLB - Derrick Rodgers (14)
MLB - Zach Thomas (11), Robert Jones (2), Scott Galyon (1)
RLB - Robert Jones (14), Twan Russell (2)
LCB - Patrick Surtain (16)
RCB - Sam Madison (16)
SS - Brian Walker (16)
FS - Brock Marion (16)
5th DB - Terrance Shaw (3), Jerry Wilson (1)

* Indicates Rookie

2001 FINAL STATISTICS (11-5)

DATE	OPPONENT	SCORE	W/L	ATT.
9/9	at Tennessee	31-23	W	68,798
9/23	OAKLAND	18-15	W	73,404
9/30	at St. Louis	10-42	L	66,046
10/7	NEW ENGLAND	30-10	W	73,024
10/14	at N.Y. Jets	17-21	L	78,823
10/28	at Seattle	24-20	W	59,108
11/4	CAROLINA	23-6	W	72,597
11/11	at Indianapolis	27-24	W	57,127
11/18	N.Y. JETS	0-24	L	74,259
11/25	at Buffalo	34-27	W	73,063
12/2	DENVER	21-10	W	73,938
12/10	INDIANAPOLIS	41-6	W	73,858
12/16	at San Francisco	0-21	L	68,223
12/22	at New England	13-20	L	60,292
12/30	ATLANTA	21-14	W	73,619
1/6	BUFFALO	34-7	W	73,428

TEAM STATISTICS	MIA.	OPP
TOTAL FIRST DOWNS	263	283
By Rushing	95	97
By Passing	154	148
By Penalty	14	38
Third Down: Made/Att.....	89/215	70/201
Third Down Efficiency.....	41.4	34.8
Fourth Down: Made/Att ..	9/14	6/15
TOTAL NET YARDS.....	4821	4608
Average Per Game	301.3	288.0
Total Plays.....	953	957
NET YARDS RUSHING.....	1664	1779
Average Per Game	104.0	111.2
Total Rushes	473	453
NET YARDS PASSING.....	3157	2829
Average Per Game	197.3	176.8
Tackled/Yards Lost	27/178	37/230
Gross Yards	3335	3059
Attempts/Completions	453/275	467/262
Completion Percentage ..	60.7	56.1
Had Intercepted	19	17
PUNTS/AVERAGE	81/41.0	86/44.1
PENALTIES/YARDS	107/914	82/623
FUMBLES/BALL LOST	26/19	27/11
TOUCHDOWNS	41	35
By Rushing	14	9
By Passing	20	22
By Returns.....	7	4

Score By Quarters	1	2	3	4	OT	Total
DOLPHINS.....	65	110	27	142	0	344
OPPONENTS....	58	91	86	55	0	290

RUSHING	NO.	YDS.	AVG.	LG	TD
L. Smith	313	968	3.1	25	6
Fiedler.....	73	321	4.4	26	4
Minor.....	59	281	4.8	56t	2
McKnight.....	6	39	6.5	18	0
J. Johnson.....	5	22	4.4	9	0
Konrad	5	22	4.4	18t	1
Ward	2	21	10.5	16	0
Lucas	8	6	0.8	3	1
Mare	1	-5	-5.0	-5	0
Chambers.....	1	-11	-11.0	-11	0
DOLPHINS	473	1664	3.5	56t 14	
OPPONENTS	453	1779	3.9	44	9

RECEIVING	NO.	YDS.	AVG.	LG	TD
McKnight.....	55	684	12.4	40	3
Gadsden	55	674	12.3	61	3

PASSING	ATT.	COMP.	YDS.	PCT.	TD	INT.	LG	SCK/LST	RATING
Fiedler	450	273	3290	60.7	20	19	74t	27/178	80.3
Lucas	3	2	45	66.7	0	0	28	0/0	109.7
DOLPHINS	453	275	3335	60.7	20	19	74t	27/178	80.6
OPPONENTS	467	262	3059	56.1	22	17	80t	37/230	76.7

Chambers	48	883	18.4	74t	7
L. Smith	30	234	7.8	65t	2
Minor.....	29	263	9.1	29	1
Ward	21	209	10.0	20	0
Weaver	18	215	11.9	27	2
Ogden.....	6	73	12.2	18	1
Konrad	5	52	10.4	17	1
Goodwin.....	4	27	6.8	9	0
J. Johnson.....	4	21	5.3	7	0
DOLPHINS	275	3335	12.1	74t 20	
OPPONENTS	262	3059	11.7	80t 22	

INTERCEPTIONS NO.	YDS.	AVG.	LG	TD
Marion.....	5	227	45.4	100t 2
Surtain.....	3	74	24.7	41
Thomas.....	2	51	25.5	34t 1
Madison.....	2	0	0.0	0
Mixon.....	1	56	56.0	56t 1
J. Taylor	1	4	4.0	4
Freeman.....	1	0	0.0	0
Galyon.....	1	0	0.0	0
Walker.....	1	0	0.0	0
DOLPHINS	17	412	24.2	100t 5
OPPONENTS	19	254	13.4	63t 3

PUNTING	NO.	YDS.	AVG.	LG	BK
Turk.....	81	3321	41.0	77	0
DOLPHINS	81	3321	41.0	77	0
OPPONENTS	86	3789	44.1	73	0

PUNT RET.	NO.	YDS.	AVG.	LG	TD
Ogden.....	32	377	11.8	48	0
Ward	9	88	9.8	18	0
Madison.....	1	6	6.0	6	0
Cousin.....	1	0	0.0	0	0
Chambers.....	0	0	-	-	0
DOLPHINS	43	471	11.0	48	0
OPPONENTS	30	136	4.5	23	0

KICKOFF RET.	NO.	YDS.	AVG.	LG	TD
Chambers	36	811	22.5	47	0
Marion.....	17	371	1.8	55	0
Dyer	2	24	12.0	14	0
J. Johnson.....	1	16	16.0	16	0
E. Perry.....	1	0	0.0	0	0
DOLPHINS	51	1133	22.2	56	0
OPPONENTS	68	1260	18.5	37	0

SCORING	Ru	Pa	Rt	PAT	FG	S	2	PT
Mare	0	0	0	39/40	19/21	0	0	96
L. Smith.....	6	2	0	0/0	0/0	0	0	48
Chambers	0	7	0	0/0	0/0	0	0	42
Fiedler.....	4	0	0	0/0	0/0	0	0	24
Minor.....	2	1	1	0/0	0/0	0	0	24
McKnight.....	0	3	0	0/0	0/0	0	1	20
Gadsden	0	3	0	0/0	0/0	0	0	18
Konrad	1	1	0	0/0	0/0	0	0	12
Marion.....	0	2	0	0/0	0/0	0	0	12
Weaver	0	2	0	0/0	0/0	0	0	12
Lucas	1	0	0	0/0	0/0	0	0	6
Mixon.....	0	0	1	0/0	0/0	0	0	6
Ogden.....	0	1	0	0/0	0/0	0	0	6
Surtain.....	0	0	1	0/0	0/0	0	0	6
J. Taylor.....	0	0	1	0/0	0/0	0	0	6
Thomas.....	0	0	1	0/0	0/0	0	0	6
DOLPHINS 14	20	7	39/40	19/21	0	1344		
OPPONENTS 9	22	4	32/34	16/22	0	0290		

FIELD GOALS	1-19	20-29	30-39	40-49	50+
Mare.....	1/1	8/8	8/8	2/4	0/0
DOLPHINS	1/1	8/8	8/8	2/4	0/0
OPPONENTS ...	0/0	5/6	4/5	6/9	1/2

TWO-POINT CONVERSIONS
McKnight 1
DOLPHINS 1-1, OPPONENTS 0-1

SACKS
J. Taylor 8.5, Bromell 6.5, Gardener 4.0, T. Bowens 3.0, Thomas 3.0, Cousin 2.0, Mixon 2.0, Greenwood 1.5, D. Bowens LG 1.0, D. Bowens 1.0, Freeman 1.0, Galyon 1.0, Rodgers 1.0, Surtain 1.0, Grant 0.5, Haley 0.5, Ogunleye 0.5
DOLPHINS 37.0, OPPONENTS 27.0

STARTERS
OFFENSE
WR – James McKnight (15), Dedic Ward (1) LT – Spencer Folau (15), Marcus Spriggs (1) LG – Mark Dixon (10), Heath Irwin (6) C – Tim Ruddy (15), Heath Irwin (1) RG – Todd Perry (16) RT – Todd Wade (15), Harry Swayne (1) TE – Hunter Goodwin (11), Jed Weaver (2) WR – Oronde Gadsden (14), *Chris Chambers (2) QB – Jay Fiedler (16) RB – Lamar Smith (16) FB – Rob Konrad (9) 3rd WR – *Chris Chambers (5) 2nd TE – Jed Weaver (5)

DEFENSE
LDE – Kenny Mixon (15), Lorenzo Bromell (1) LDT – Tim Bowens (15), Jermaine Haley (1) RDT – Daryl Gardener (8), Jermaine Haley (4), Ernest Grant (3), Kenny Mixon (1) RDE – Jason Taylor (16) LLB – Derrick Rodgers (14), Scott Galyon (2) MLB – Zach Thomas (15), Tommy Hendricks (1) RLB – Morlon Greenwood (12), Twan Russell (2) LCB – Patrick Surtain (16) RCB – Sam Madison (13), *Jamar Fletcher (2), Terry Cousin (1) SS – Brian Walker (13), Arturo Freeman (3) FS – Brock Marion (15), Arturo Freeman (1) 5th DB – Terry Cousin (2)

* Indicates Rookie

2002 FINAL STATISTICS (9-7)

DATE	OPPONENT	SCORE	W/L	ATT.
9/8	DETROIT	49-21	W	72,216
9/15	at Indianapolis	21-13	W	56,650
9/22	N.Y. JETS	30-3	W	73,426
9/29	at Kansas City	30-48	L	78,178
10/6	NEW ENGLAND	26-13	W	73,369
10/13	at Denver	24-22	W	75,941
10/20	BUFFALO	10-23	L	73,180
11/4	at Green Bay	10-24	L	63,284
11/10	at N.Y. Jets	10-13	L	78,920
11/17	BALTIMORE	26-7	W	73,013
11/24	SAN DIEGO	30-3	W	73,138
12/1	at Buffalo	21-38	L	73,287
12/9	CHICAGO	27-9	W	73,609
12/15	OAKLAND	23-17	W	73,572
12/21	at Minnesota	17-20	L	68,285
12/29	at New England	24-27(OT)	L	68,436

TEAM STATISTICS	MIA.	OPP.
TOTAL FIRST DOWNS	318	285
By Rushing	139	86
By Passing	155	162
By Penalty	24	37
Third Down: Made/Att... 76/199	68/201	
Third Down Efficiency....	38.2	33.8
Fourth Down: Made/Att... 3/10	4/13	
Fourth Down Efficiency....	30.0	30.8
POSSESSION AVERAGE	31:24	28:36
TOTAL NET YARDS	5392	4656
Average Per Game	337.0	291.0
Total Plays	1010	974
Average Per Play	5.3	4.8
NET YARDS RUSHING	2502	1554
Average Per Game	156.4	97.1
Total Rushes	530	407
NET YARDS PASSING	2890	3102
Average Per Game	180.6	193.9
Tackled/Yards Lost	25/179	47/327
Gross Yards	3069	3429
Attempts/Completions	455/271	520/294
Completion Percentage	59.6	56.5
Had Intercepted	15	21
PUNTS/AVERAGE	69/40.2	80/42.9
NET PUNTING AVERAGE	69/34.5	80/37.7
PENALTIES/YARDS	103/859	106/826
FUMBLE/BALL LOST	28/15	23/9
TOUCHDOWNS	44	31
By Rushing	24	9
By Passing	18	20
By Returns	2	2

Score By Quarters	1	2	3	4	OT	Total
DOLPHINS	113	111	69	85	0	378
OPPONENTS	35	98	66	99	3	301

RUSHING	NO.	YDS.	AVG.	LG	TD
R. Williams.....	383	1853	4.8	63t	16
Minor.....	44	180	4.1	23	2
Lucas.....	36	126	3.5	17	2
Edwards.....	20	107	5.4	19	1
Fiedler.....	28	99	3.5	12	3
Chambers.....	6	78	13.0	45	0
McKnight.....	7	58	8.3	19	0
McMichael.....	1	8	8.0	8	0
Konrad.....	3	2	0.7	2	0
Rosenfels.....	2	-9	-4.5	-2	0
DOLPHINS	530	2502	4.7	63t	24
OPPONENTS	407	1554	3.8	38	9

RECEIVING	NO.	YDS.	AVG.	LG	TD
Chambers.....	52	734	14.1	59t	3
R. Williams.....	47	363	7.7	52	1
McMichael.....	39	485	12.4	45	4
Konrad.....	34	233	6.9	19	3
McKnight.....	29	528	18.2	77	2
Ward.....	19	172	9.1	22	0
Edwards.....	18	126	7.0	14	1
Gadsden.....	16	228	14.3	29	0
Carter.....	8	66	8.3	15	1
Weaver.....	6	75	12.5	25	3
Clark.....	2	42	21.0	26	0
Baker.....	1	17	17.0	17	0
DOLPHINS	271	3069	11.3	77	18
OPPONENTS	294	3429	11.7	73t	20

INTERCEPTIONS	NO.	YDS.	AVG.	LG	TD
Surtain.....	6	79	13.2	40t	1
Marion.....	5	99	19.8	62	0
Madison.....	3	15	5.0	15	0
Fletcher.....	2	30	15.0	30	0
Rodgers.....	2	28	14.0	21	0
Thomas.....	1	7	7.0	7	0
Haley.....	1	0	0.0	0	0
Wooden.....	1	0	0.0	0	0
DOLPHINS	21	258	12.3	62	1
OPPONENTS	15	319	21.3	89t	2

PUNTING	NO.	YDS.	AVG.	LG	BK
Royals.....	69	2772	40.2	56	0
DOLPHINS	69	2772	40.2	56	0
OPPONENTS	80	3432	42.9	65	0

PUNT RET.	NO.	YDS.	AVG.	LG	TD
Ward.....	16	169	10.6	34	0
Johnson.....	8	69	8.6	13	0
Baker.....	7	55	7.9	21	0
DOLPHINS	31	293	9.5	34	0
OPPONENTS	39	273	7.0	43	0

KICKOFF RET.	NO.	YDS.	AVG.	LG	TD
Minor.....	46	1071	23.3	66	0
Johnson.....	12	330	27.5	49	0
Konrad.....	2	33	16.5	18	0
Weaver.....	2	23	11.5	18	0
Fletcher.....	1	0	0.0	0	0
McKnight.....	0	26	-	26	0
DOLPHINS	63	1483	23.5	66	0
OPPONENTS	69	1540	22.3	56	0

SCORING	Ru	Pa	Rt	PAT	FG	S	2	TP
Mare.....	0	0	0	42/43	24/31	0	0	1114
R. Williams.....	16	1	0	0/0	0/0	0	0	102
McMichael.....	0	4	0	0/0	0/0	0	0	24
Chambers.....	0	3	0	0/0	0/0	0	0	18
Fiedler.....	3	0	0	0/0	0/0	0	0	18
Konrad.....	0	3	0	0/0	0/0	0	0	18
Weaver.....	0	3	0	0/0	0/0	0	0	18
Edwards.....	1	1	0	0/0	0/0	0	0	12
Lucas.....	2	0	0	0/0	0/0	0	0	12
McKnight.....	0	2	0	0/0	0/0	0	0	12
Minor.....	2	0	0	0/0	0/0	0	0	12
Carter.....	0	1	0	0/0	0/0	0	0	6
Gamble.....	0	0	1	0/0	0/0	0	0	6
Surtain.....	0	0	1	0/0	0/0	0	0	6
DOLPHINS 24	18	2	42/43	24/31	0	0	0	378
OPPONENTS 9	20	2	27/27	28/30	0	0	0	301

FIELD GOALS	1-19	20-29	30-39	40-49	50+
Mare.....	0/0	13/14	2/3	7/11	2/3
DOLPHINS	0/0	13/14	2/3	7/11	2/3
OPPONENTS ..	0/0	9/9	8/8	6/8	5/5

TWO-POINT CONVERSIONS
DOLPHINS 0-1, OPPONENTS 2-4

SACKS
Taylor 18.5, Ogunleye 9.5, J. Williams 6.0, Burnett 4.0, D. Bowers 1.5, Chester 1.5, Freeman 1.5, Surtain 1.5, Greenwood 1.0, McGarrhan 1.0, Haley 0.5, Thomas 0.5.
DOLPHINS 47.0, OPPONENTS 25.0

STARTERS
OFFENSE
WR - James McKnight (8), Oronde Gadsden (6), Cris Carter (1), Detric Ward (1)
LT - Mark Dixon (12), Marcus Spriggs (4)
LG - Jamie Nails (14), *Seth McKinney (2)
C - Tim Ruddy (16)
RG - Todd Perry (16)
RT - Todd Wade (16)
TE - *Randy McMichael (16)
WR - Chris Chambers (15), James McKnight (1)
QB - Jay Fiedler (10), Ray Lucas (6)
RB - Ricky Williams (16)
FB - Rob Konrad (12)
2nd TE - Jed Weaver (4)

DEFENSE
LDE - Adewale Ogunleye (16)
LDT - Tim Bowers (16)
RDT - Larry Chester (16)
RDE - Jason Taylor (16)
LLB - Derrick Rodgers (15)
MLB - Zach Thomas (16)
RLB - Morlon Greenwood (14)
LCB - Patrick Surtain (14), Jamar Fletcher (2)
RCB - Sam Madison (16)
SS - Arturo Freeman (16)
FS - Brock Marion (16)
5th DB - Jamar Fletcher (2)
6th DB - Shawn Wooden (1)

* Indicates Rookie

PASSING	ATT.	COMP.	YDS.	PCT.	TD	INT.	LG	SCK/LST	RATING
Fiedler.....	292	179	2024	61.3	14	9	59t	13/89	85.2
Lucas.....	160	92	1045	57.5	4	6	77	12/90	69.9
Rosenfels.....	3	0	0	0.0	0	0	0	0/0	39.6
DOLPHINS	455	271	3069	59.6	18	15	77	25/179	79.3
OPPONENTS	520	294	3429	56.5	20	21	73t	47/327	72.7

2003 FINAL STATISTICS (10-6)

DATE	OPPONENT	SCORE	W/L	ATT.
9/7	HOUSTON	20-21	L	73,010
9/14	at N.Y. Jets	21-10	W	77,461
9/21	BUFFALO	17-7	W	73,458
10/5	at N.Y. Giants	23-10	W	78,863
10/12	at Jacksonville	24-10	W	66,437
10/19	NEW ENGLAND	13-19(OT)	L	73,650
10/27	at San Diego	26-10	W	73,014
11/2	INDIANAPOLIS	17-23	L	73,258
11/9	at Tennessee	7-31	L	68,809
11/16	BALTIMORE	9-6(OT)	W	73,333
11/23	WASHINGTON	24-23	W	73,578
11/27	at Dallas	40-21	W	64,110
12/7	at New England	0-12	L	68,436
12/15	PHILADELPHIA	27-34	L	73,780
12/21	at Buffalo	20-3	W	73,319
12/28	N.Y. JETS	23-21	W	73,720

TEAM STATISTICS	MIA.	OPP.
TOTAL FIRST DOWNS	266	283
By Rushing	99	82
By Passing	145	171
By Penalty	22	30
Third Down: Made/Att.....	67/205	81/222
Third Down Efficiency.....	32.7	36.5
Fourth Down: Made/Att.....	5/10	2/12
Fourth Down Efficiency ..	50.0	16.7
POSSESSION AVERAGE	29.49	30.11
TOTAL NET YARDS.....	4609	4787
Average Per Game	288.1	299.2
Total Plays	968	1014
Average Per Play.....	4.8	4.7
NET YARDS RUSHING	1817	1452
Average Per Game	113.6	90.8
Total Rushes	487	441
NET YARDS PASSING.....	2792	3335
Average Per Game	174.5	208.4
Sacked/Yards Lost.....	31/209	44/253
Gross Yards.....	3001	3588
Attempts/Completions	450/257	529/319
Completion Percentage	57.1	60.3
Had Intercepted	19	22
PUNTS/AVERAGE	84/39.0	80/41.2
NET PUNTING AVERAGE	84/34.9	80/36.1
PENALTIES/YARDS.....	103/913	98/766
FUMBLES/BALL LOST	26/15	26/14
TOUCHDOWNS	35	26
By Rushing	14	11
By Passing	17	12
By Returns	4	3

Score By Quarters	1	2	3	4	OT	Total
DOLPHINS	68	124	44	72	3	311
OPPONENTS	49	86	48	72	6	261

RUSHING	NO.	YDS.	AVG.	LG	TD
R. Williams	392	1372	3.5	45	9
Minor.....	41	193	4.7	26	1
Fiedler.....	34	88	2.6	14	3
McKnight.....	2	75	37.5	68t	1
Chambers.....	4	30	7.5	12	0
Turk.....	3	30	10.0	23	0
Konrad.....	4	17	4.3	11	0
Griese.....	5	15	3.0	9	0
Rosenfels.....	1	-1	-1.0	-1	0
O. Ayanbadejo	1	-2	-2.0	-2	0
DOLPHINS	487	1817	3.7	68t	14
OPPONENTS	441	1452	3.3	28	11

RECEIVING	NO.	YDS.	AVG.	LG	TD
Chambers.....	64	963	15.0	57t	11
R. Williams.....	50	351	7.0	59	1
McMichael.....	49	598	12.2	46	2
Thompson.....	26	359	13.8	31	0
McKnight.....	23	285	12.4	80t	2
Konrad.....	16	166	10.4	25	0
O. Ayanbadejo	12	55	4.4	12	0
Lee.....	7	110	15.7	25	1
Gadsden.....	4	48	12.0	23	0
Minor.....	4	13	3.3	12	0
Newson.....	2	55	27.5	37	0
DOLPHINS	257	3001	11.7	80t	17
OPPONENTS	319	3588	11.2	82t	12

INTERCEPTIONS	NO.	YDS.	AVG.	LG	TD
Surtain.....	7	59	8.4	32	0
Knight.....	3	98	32.7	70	0
Madison.....	3	82	27.3	36	1
Thomas.....	3	21	7.0	19	0
Marion.....	3	3	1.0	3	0
Buckley.....	2	75	37.5	74t	1
Zgonina.....	1	0	0.0	0	0
DOLPHINS	22	338	15.4	74t	2
OPPONENTS	19	194	10.2	54t	3

PUNTING	NO.	YDS.	AVG.	LG	BK
Turk.....	68	2631	38.7	57	0
Royals.....	16	643	40.2	50	0
DOLPHINS	84	3274	39.0	57	0
OPPONENTS	80	3294	41.2	64	0

PUNT RET.	NO.	YDS.	AVG.	LG	TD
Rogers.....	21	186	8.9	48	0
Simmons.....	8	100	12.5	32	0
Buckley.....	1	2	2.0	2	0
Newson.....	1	0	0.0	0	0
DOLPHINS	31	288	9.3	48	0
OPPONENTS	29	185	6.4	26	0

KICKOFF RET.	NO.	YDS.	AVG.	LG	TD
Minor.....	34	727	21.4	49	0
Rogers.....	19	383	20.2	33	0
Simmons.....	3	64	21.3	34	0
Lee.....	1	0	0.0	0	0
McKnight.....	0	28	-	28	0
DOLPHINS	57	1202	21.1	49	0
OPPONENTS	47	1010	21.5	73	0

SCORING	Ru	Pa	Rt	PAT	FG	S	2	TP
Mare.....	0	0	0	33/34	22/29	0	0	99
Chambers.....	0	11	0	0/0	0/0	0	0	66
R. Williams.....	9	1	0	0/0	0/0	0	0	60
Fiedler.....	3	0	0	0/0	0/0	0	0	18
McKnight.....	1	2	0	0/0	0/0	0	0	18
McMichael.....	0	2	1	0/0	0/0	0	0	18
Taylor.....	0	0	1	0/0	0/0	1	0	8
Buckley.....	0	0	1	0/0	0/0	0	0	6
Lee.....	0	1	0	0/0	0/0	0	0	6
Madison.....	0	0	1	0/0	0/0	0	0	6
Minor.....	1	0	0	0/0	0/0	0	0	6
DOLPHINS 14	17	4	33/34	22/29	1	0	311	
OPPONENTS11	12	3	23/23	26/31	2	0	261	

FIELD GOALS	1-19	20-29	30-39	40-49	49-50+
Mare.....	0/0	9/9	3/6	6/8	4/6
DOLPHINS	0/0	9/9	3/6	6/8	4/6
OPPONENTS	0/0	10/11	8/9	5/6	3/5

TWO-POINT CONVERSIONS
DOLPHINS 0-1, OPPONENTS 0-2

SACKS
Ogunleye 15.0, Taylor 13.0, Seau 3.0, Zgonina 3.0, J. Williams 2.5, T. Bowens 2.0, Burnett 2.0, D. Bowens 1.0, Freeman 1.0, Thomas 1.0, Greenwood 0.5.
DOLPHINS 44.0, OPPONENTS 31.0

STARTERS
OFFENSE
WR - Chris Chambers (16)
LT - *Wade Smith (16)
LG - Jamie Nails (15), Seth McKinney (1)
C - Tim Ruddy (14), Seth McKinney (2)
RG - Todd Perry (15), Greg Jerman (1)
RT - Todd Wade (16)
TE - Randy McMichael (16)
WR - Darius Thompson (12), James McKnight (1)
QB - Jay Fiedler (11), Brian Griese (5)
RB - Rob Konrad (12), Obafemi Ayanbadejo (2)
RB - Ricky Williams (16)
2nd TE - *Donald Lee (5)

DEFENSE
LDE - Adewale Ogunleye (16)
LDT - Tim Bowens (13), Jeff Zgonina (2), Dario Romero (1)
RDT - Larry Chester (15), Jeff Zgonina (1)
RDE - Jason Taylor (16)
LLB - Junior Seau (15), Tommy Hendricks (1)
MLB - Zach Thomas (15), Tommy Hendricks (1)
RLB - Morlon Greenwood (15), Terrell Buckley (1)
LCB - Patrick Surtain (11), Terrell Buckley (1)
RCB - Sam Madison (16)
SS - Sammy Knight (16)
FS - Brock Marion (16)
5th DB - Terrell Buckley (4), Trent Gamble (1)

* Indicates Rookie

PASSING	ATT.	COMP.	YDS.	PCT.	TD	INT.	LG	SCK/LST	RATING
Fiedler.....	314	179	2138	57.0	11	13	59	19/126	72.4
Griese.....	130	74	813	56.9	5	6	80t	12/83	69.2
Rosenfels.....	6	4	50	66.7	1	0	21t	0/0	131.9
DOLPHINS	450	257	3001	57.1	17	19	80t	31/209	72.5
OPPONENTS	529	319	3588	60.3	12	22	82t	44/253	70.8

2004 FINAL STATISTICS (4-12)

DATE	OPPONENT	SCORE	W/L	ATT.
9/11	TENNESSEE	7-17	L	69,987
9/19	at Cincinnati	13-16	L	65,705
9/26	PITTSBURGH	3-13	L	72,225
10/3	NEW YORK JETS	9-17	L	73,157
10/10	at New England	10-24	L	68,756
10/17	at Buffalo	13-20	L	72,714
10/24	ST. LOUIS	31-14	W	72,945
11/1	at New York Jets	14-41	L	78,216
11/7	ARIZONA	23-24	L	72,612
11/21	at Seattle	17-24	L	66,644
11/28	at San Francisco	24-17	W	66,156
12/5	BUFFALO	32-42	L	73,084
12/12	at Denver	17-20	L	75,027
12/20	NEW ENGLAND	29-28	W	73,629
12/26	CLEVELAND	10-7	W	73,169
1/2	at Baltimore	23-30	L	69,843

TEAM STATISTICS	MIA.	OPP.
TOTAL FIRST DOWNS	267	281
By Rushing	71	107
By Passing	165	139
By Penalty	31	35
Third Down: Made/Att.	80/232	72/223
Third Down Efficiency	34.5	32.3
Fourth Down: Made/Att.	8/16	8/11
Fourth Down Efficiency	50.0	72.7
POSSIBILITY AVERAGE	28-20	31-40
TOTAL NET YARDS	4404	4894
Average Per Game	275.3	305.9
Total Plays	1022	1009
Average Per Play	4.3	4.9
NET YARDS RUSHING	1339	2302
Average Per Game	83.7	143.9
Total Rushes	384	539
NET YARDS PASSING	3065	2592
Average Per Game	191.6	162.0
Sacked/Yards Lost	52/326	36/223
Gross Yards	3391	2815
Attempts/Completions	586/309	434/244
Completion Percentage	52.7	56.2
Had Intercepted	26	15
PUNTS/AVERAGE	99/41.5	102/41.0
NET PUNTING AVERAGE	99/36.9	102/33.3
PENALTIES/YARDS	112/852	107/852
FUMBLES/BALL LOST	42/16	22/10
TOUCHDOWNS	31	42
Rushing	10	12
Passing	19	20
Returns	2	10

Score By Quarters	1	2	3	4	OT	Total
DOLPHINS	79	59	34	103	0	275
OPPONENTS	79	88	95	92	0	345

RUSHING	NO.	YDS.	AVG.	LG	TD
Morris	132	523	4.0	35t	6
Minor	109	388	3.6	34	3
Henry	46	141	3.1	53	0
Chambers	9	76	8.4	24	0
Gordon	35	64	1.8	11	0
Fiedler	12	59	4.9	26	0
Forshey	19	53	2.8	15	0
Konrad	2	18	9.0	15	0
Fieley	14	13	0.9	7t	1
King	4	9	2.3	3	0
Turk	1	3	3.0	3	0

Booker	1	-8	-8.0	-8	0
DOLPHINS	384	1339	3.5	53	10
OPPONENTS	539	2302	4.3	62	12

RECEIVING	NO.	YDS.	AVG.	LG	TD	
McMichael	73	791	10.8	42t	4
Chambers	69	898	13.0	76t	7
Booker	50	638	12.8	45	4
Thompson	23	359	15.6	36	4
Morris	22	124	5.6	24	0
Gilmore	15	206	13.7	37	1
Lee	13	110	8.5	15t	1
Minor	13	75	5.8	20	0
Gordon	13	74	5.7	20	0
Konrad	8	69	8.6	20t	1
Martin	4	15	3.8	7	0
Henry	3	12	4.0	7	0
Bellamy	1	8	8.0	8	0
King	1	8	8.0	8	0
Easlick	1	4	4.0	4	0
DOLPHINS	309	3391	11.0	76t	19
OPPONENTS	244	2815	11.5	69t	20

INTERCEPTIONS	NO.	YDS.	AVG.	LG	TD	
Freeman	4	59	14.8	47	0
Knight	4	32	8.0	32	0
Surtain	4	2	0.5	2	0
Ayanbadejo	1	2	2.0	2	0
J. Williams	1	0	0.0	0	0
Taylor	1	-3	-3.0	-3	0
DOLPHINS	15	92	6.1	47	0
OPPONENTS	26	464	17.8	66t	8

PUNTING	NO.	YDS.	AVG.	LG	BK	
Turk	98	4088	41.7	67	0
Mare	1	19	19.0	19	0
DOLPHINS	99	4107	41.5	67	0
OPPONENTS	102	4177	41.0	63	0

PUNT RET.	NO.	YDS.	AVG.	LG	TD	
Welker	43	464	10.8	71	0
Brightful	9	89	9.9	36	0
Gilmore	0	11	-	11	0
DOLPHINS	52	564	10.8	71	0
OPPONENTS	45	258	5.7	24	0

KICKOFF RET.	NO.	YDS.	AVG.	LG	TD	
Welker	57	1313	23.0	95t	1
Brightful	5	126	25.2	32	0
Gilmore	5	114	22.8	53	0
Morris	1	27	27.0	27	0
Poole	1	22	22.0	22	0
Wyrick	1	58	58.0	58	0
DOLPHINS	70	1660	23.7	95t	1
OPPONENTS	51	1114	21.8	104t	1

SCORING	Ru	Pa	Rt	PAT	FG	S	2	PT
Mare	0	0	0	18/18	12/16	0	0	54
Chambers	0	7	0	0/0	0/0	0	1	44
Morris	6	0	0/0	0/0	0	0	36
McMichael	0	4	0	0/0	0/0	0	1	26
Thompson	0	4	0	0/0	0/0	0	0	24
Minor	3	0	0/0	0/0	0	0	18
Bryant	0	0	7/7	3/3	0	0	16
Welker	0	1	1/1	1/1	0	0	10
Gramatica	0	0	0	0/1	3/3	0	0	9

Booker	0	1	0	0/0	0/0	0	0	6
Fieley	1	0	0	0/0	0/0	0	0	6
Gilmore	0	1	0	0/0	0/0	0	0	6
Konrad	0	1	0	0/0	0/0	0	0	6
Lee	0	1	0	0/0	0/0	0	0	6
Pope	0	1	0	0/0	0/0	0	0	6
Knight	0	0	0	0/0	0/0	1	0	2
DOLPHINS	10	19	2	26/27	19/23	1	2275		
OPPONENTS	12	20	10	42/42	20/28	0	0354		

FIELD GOALS	1-19	20-29	30-39	40-49	49+50	
Mare	0/0	1/2	6/7	3/4	2/3
Bryant	0/0	1/1	0/0	2/2	0/0
Gramatica	0/0	2/2	1/1	0/0	0/0
Welker	0/0	1/1	0/0	0/0	0/0
DOLPHINS	0/0	5/6	7/8	5/6	2/3
OPPONENTS	..	2/2	5/5	4/7	6/11	3/3

TWO-POINT CONVERSIONS

Chambers 1, McMichael 1.

DOLPHINS 2-4, OPPONENTS 0-0

SACKS

Taylor 9.5, D. Bowens 7.0, Zgonina 5.0, Romero 3.5, Pope 2.0, Thomas 2.0, J. Williams 2.0, Ahanotu TM 1.0, Edwards TM 1.0, Poole 1.0, Seu 1.0, Surtain 1.0.

DOLPHINS 36.0, OPPONENTS 52.0

STARTERS

WR - Marty Booker (15), Bryan Gilmore (1)
 LT - Damian McIntosh (14), Wade Smith (2)
 LG - Jeno James (14), *Rex Hadnot (2)
 C - Seth McKinney (16)
 RG - Taylor Whitley (11), *Rex Hadnot (5)
 RT - John St. Clair (14), *Vernon Carey (2)
 TE - Randy McMichael (16)
 WR - Chris Chambers (15), Bryan Gilmore (1)
 QB - A.J. Feeley (8), Jay Fiedler (7), Sage Rosenfels (1)
 RB - Sammy Morris (8), Travis Minor (4), Lamar Gordon (2), Leonard Henry (2)
 FB - *Doug Easlick (1), Rob Konrad (1), Lamar Martin (1)
 3RD WR - Derrius Thompson (3)
 2ND TE - Donald Lee (10)

DEFENSE

LDE - David Bowens (15), Jay Williams (1)
 LDT - Bryan Robinson (10), Jeff Zgonina (4), Tim Bowens (2)
 RDT - Jeff Zgonina (10), Bryan Robinson (3), Larry Chester (2), Darion Romero (1)
 RDE - Jason Taylor (16)
 LLB - Morlon Greenwood (8), Junior Seu (8)
 MLB - Zach Thomas (13), *Derrick Pope (3)
 RLB - Morlon Greenwood (7), Eddie Moore (3), Brendan Ayanbadejo (2)
 LCB - Patrick Surtain (15), *Will Poole (1)
 RCB - Sam Madison (16)
 SS - Sammy Knight (16)
 FS - Antuan Edwards (9), Arturo Freeman (7)
 5th DB - Reggie Howard (3), Arturo Freeman (1)

* Indicates Rookie

PASSING	ATT.	COMP.	YDS.	PCT.	TD	INT.	LG	SCK/LST	RATING	
Fieley	356	191	1893	53.7	11	15	38	23/136	61.7
Fiedler	190	101	1186	53.2	7	8	71t	25/165	67.1
Rosenfels	39	16	264	41.0	1	3	76t	3/16	41.0
Booker	1	1	48	100.0	0	0	48	0/0	118.8
Morris	0	0	0	-	0	0	0	1/9	-
DOLPHINS	586	309	3391	52.7	19	26	76t	52/326	62.5
OPPONENTS	434	244	2815	56.2	20	15	69t	36/223	76.9

2005 FINAL STATISTICS (9-7)

DATE	OPPONENT	SCORE	W/L	ATT.
9/11	DENVER	34-10	W	72,324
9/18	at New York Jets	7-17	L	77,918
9/25	CAROLINA	27-24	W	72,288
10/9	at Buffalo	14-20	L	72,160
10/16	at Tampa Bay	13-27	L	65,168
10/21	KANSAS CITY	20-30	L	68,350
10/30	at New Orleans	10-17	W	61,643
11/6	ATLANTA	10-17	L	72,187
11/13	NEW ENGLAND	16-23	L	73,405
11/20	at Cleveland	0-22	L	72,773
11/27	at Oakland	33-21	W	49,097
12/4	BUFFALO	24-23	W	72,051
12/11	at San Diego	23-21	W	65,026
12/18	N.Y. JETS	24-20	W	72,650
12/24	TENNESSEE	24-10	W	72,001
1/1	at New England	28-26	W	68,756

TEAM STATISTICS	MIA.	OPP
TOTAL FIRST DOWNS	274	319
Rushing	93	94
Passing	159	183
Penalty	22	42
Third Down: Made/Att ...	79/225	95/236
Third Down Efficiency ...	35.1	40.3
Fourth Down: Made/Att ..	6/15	8/19
Fourth Down Efficiency ...	40.0	42.1
POSSESSION AVERAGE	27:25	32:35
TOTAL NET YARDS	5198	5078
Average Per Game	324.9	317.4
Total Plays	1026	1078
Average Per Play	5.1	4.7
NET YARDS RUSHING	1898	1771
Average Per Game	118.6	110.7
Total Rushes	444	480
NET YARDS PASSING	3300	3307
Average Per Game	206.3	206.7
Sacked/Yards Lost	26/158	49/375
Gross Yards	3458	3682
Attempts/Completions	556/291	549/323
Completion Percentage ..	52.3	58.8
Had Intercepted	16	14
PUNTS/AVERAGE	89/43.1	92/43.0
NET PUNTING AVERAGE ..	89/39.0	92/37.0
PENALTIES/YARDS	132/1055	105/827
FUMBLES/BALL LOST	31/14	35/17
TOUCHDOWNS	34	35
Rushing	11	11
Passing	22	23
Returns	1	1

Score By Quarters	1	2	3	4	OT	Total
DOLPHINS	44	78	57	139	0	318
OPPONENTS	94	67	71	85	0	317

RUSHING	NO.	YDS.	AVG.	LG	TD
Brown	207	907	4.4	65t	4
Williams	168	743	4.4	35	6
Chambers	12	92	7.7	61	0
Ferrette	27	61	2.3	14	0
Morris	16	58	3.6	9t	1
Minor	5	17	3.4	9	0
Rosenfels	6	15	2.5	12	0
Welker	1	5	5.0	5	0
Evans	1	0	0.0	0	0
D. Jones	1	0	0.0	0	0
DOLPHINS	444	1898	4.3	65t	11
OPPONENTS ..	480	1771	3.7	75t	11

RECEIVING	NO.	YDS.	AVG.	LG	TD
Chambers	82	1118	13.6	77t	11
McMichael	60	582	9.7	30t	5
Booker	39	686	17.6	60t	3
Brown	32	232	7.3	38	1
Welker	29	434	15.0	47	0
Williams	17	93	5.5	19	0
Diamond	8	54	6.8	18	0
Morris	8	54	6.8	18	0
Gilmore	5	105	21.0	44t	1
Boston	4	80	20.0	54	0
Evans	4	17	4.3	5	0
Holmes	1	2	2.0	2	0
Heller	1	1	1.0	1t	1
Minor	1	0	0.0	0	0
DOLPHINS	291	3458	11.9	77t	22
OPPONENTS ..	323	3682	11.4	60t	23

INTERCEPTIONS	NO.	YDS.	AVG.	LG	TD
Schulters	4	78	19.5	37	0
Tillman	3	38	12.7	22	0
Madison	2	11	5.5	11	0
Howard	1	5	5.0	5	0
Daniels	1	4	4.0	4	0
Bell	1	0	0.0	0	0
Spragan	1	0	0.0	0	0
Z. Thomas	1	0	0.0	0	0
DOLPHINS	14	136	9.7	37	0
OPPONENTS ..	16	127	7.9	33	0

PUNTING	NO.	YDS.	AVG.	LG	BK
D. Jones	88	3827	43.5	63	0
Mare	1	8	8.0	8	0
DOLPHINS ..	89	3835	43.1	63	0
OPPONENTS ..	92	3957	43.0	63	0

PUNT RET.	NO.	YDS.	AVG.	LG	TD
Welker	43	390	9.1	47	0
DOLPHINS	43	390	9.1	47	0
OPPONENTS ..	46	227	4.9	37	0

KICKOFF RET.	NO.	YDS.	AVG.	LG	TD
Welker	61	1379	22.6	46	0
Gilmore	3	84	28.0	29	0
Minor	2	22	11.0	19	0
Bowens	1	5	5.0	5	0
Heller	1	11	11.0	11	0
DOLPHINS	68	1501	22.1	46	0
OPPONENTS ..	56	1425	25.4	65	0

SCORING	Ru	Pa	Rt	PAT	FG	S	2	TP
Mare	0	0	0	33/33	25/30	0	0	108
Chambers	0	11	0	0/0	0/0	0	0	66
Williams	6	0	0	0/0	0/0	0	0	36
Brown	4	1	0	0/0	0/0	0	0	30
McMichael	0	5	0	0/0	0/0	0	0	30
Booker	0	3	0	0/0	0/0	0	0	18
Taylor	0	0	1	0/0	0/0	1	0	8
Gilmore	0	1	0	0/0	0/0	0	0	6
Heller	0	1	0	0/0	0/0	0	0	6
Morris	1	0	0	0/0	0/0	0	0	6
Carter	0	0	0	0/0	0/0	1	0	2
Howard	0	0	0	0/0	0/0	1	0	2
DOLPHINS 11	22	1	33/33	25/30	3	0	318	
OPPONENTS 11	23	1	31/32	24/24	1	1317		

FIELD GOALS	1-19	20-29	30-39	40-49	50+
Mare	0/0	9/10	9/12	6/6	1/2
DOLPHINS	0/0	9/10	9/12	6/6	1/2
OPPONENTS ..	0/0	7/7	7/7	7/7	3/3

TWO-POINT CONVERSIONS
DOLPHINS 0-1, OPPONENTS 1-3

SACKS
Taylor 12, Bowens 6, Carter 6, Holliday 5, Bell 3, Howard 2, T. Jones 2, Schulters 2, Z. Thomas 2, Traylor 2, Zgonina 2, Roth 1, Seau 1, Spragan 1, Wright 1, Team 1.
DOLPHINS 49.0, OPPONENTS 26.0

STARTERS
OFFENSE
WR – Chris Chambers (16)
LT – Damon McIntosh (16)
LG – Jeno James (16)
C – Seth McKinney (13), Rex Hadnot (3)
RG – Rex Hadnot (13), Alonzo Ephraim (3)
RT – Vernon Carey (14), Stockar McDougle (2)
TE – Randy McMichael (16)
WR – Marty Booker (12), Bryan Gilmore (1)
QB – Gus Ferrette (15), Sage Rosenfels (1)
RB – Ronnie Brown (13), Ricky Williams (3)
FB – Darian Barnes (6), Heath Evans (2)
Sammy Morris (2), *Ronnie Brown (1)
2nd TE – Lorenzo Diamond (7)
3rd WR – Wes Welker (1)

DEFENSE
LDE – Kevin Carter (16)
LDT – Keith Traylor (13), Jeff Zgonina (3)
RDT – Vonnie Holliday (16)
RDE – Jason Taylor (16)
LLB – *Channing Crowder (11), Derrick Pope (2)
MLB – Zach Thomas (14), *Channing Crowder (2)
RLB – Donnie Spragan (9), Junior Seau (5)
LCB – *Travis Daniels (14), Reggie Howard (2)
SS – Travares Tillman (10), Tuckey Jones (6)
FS – Lance Schulters (16)
5th DB – Reggie Howard (4)
6th DB – Eddie Jackson (1)

* Indicates Rookie

PASSING	ATT.	COMP.	YDS.	PCT.	TD	INT.	LG	SCK/LST	RATING
Ferrette	494	257	2996	52.0	18	13	60t	26/158	71.9
Rosenfels	61	34	462	55.7	4	3	77t	0/0	81.5
Booker	1	0	0	0.00	0	0	0	0/0	39.6
DOLPHINS	556	291	3458	52.3	22	16	77t	26/158	72.8
OPPONENTS	549	323	3682	58.8	23	14	60t	49/375	82.4

2006 FINAL STATISTICS (6-10)

DATE	OPPONENT	SCORE	W/L	ATT.
9/7	at Pittsburgh	17-28	L	64,927
9/17	BUFFALO	6-16	L	72,797
9/24	TENNESSEE	13-10	W	72,733
10/1	at Houston	15-17	L	70,071
10/8	at New England	10-20	L	68,756
10/15	at New York Jets	17-20	L	77,439
10/22	GREEN BAY	24-34	L	73,548
11/5	at Chicago	31-13	W	62,206
11/12	KANSAS CITY	13-10	W	73,132
11/19	MINNESOTA	24-20	W	73,070
11/23	at Detroit	27-10	W	61,562
12/3	JACKSONVILLE	10-24	L	73,160
12/10	NEW ENGLAND	20-10	W	74,033
12/17	at Buffalo	0-21	L	71,011
12/25	NEW YORK JETS	10-13	L	73,500
12/31	at Indianapolis	22-27	L	57,310

TEAM STATISTICS	MIA.	OPP.
TOTAL FIRST DOWNS	281	267
Rushing	82	72
Passing	180	166
Penalty	19	29
3rd Down: Made/Att.	88/234	89/234
3rd Down Efficiency	37.6	38.0
4th Down: Made/Att.	7/14	9/16
4th Down Efficiency	50.0	56.3
POSSSESSION AVG	30:01	29:59
TOTAL NET YARDS	4960	4625
Average Per Game	310.0	289.1
Total Plays	1034	1005
Average Per Play	4.8	4.6
NET YARDS RUSHING	1673	1618
Average Per Game	104.6	101.1
Total Rushes	402	461
NET YARDS PASSING	3287	3007
Average Per Game	205.4	187.9
Sacked/Yards Lost	41/290	47/268
Gross Yards	3577	3275
Attempts/Completions	591/342	497/279
Completion Percentage	57.9	56.1
Had Intercepted	19	8
PUNTS/AVERAGE	86/42.3	91/41.6
NET PUNTING AVERAGE	86/35.7	91/36.3
PENALTIES/YARDS	90/789	91/720
FUMBLES/BALL LOST	19/6	35/19
TOUCHDOWNS	26	31
Rushing	7	7
Passing	16	22
Returns	3	2

Score By Quarters	1	2	3	4	OT	Total
DOLPHINS	33	73	53	101	0	260
OPPONENTS	32	85	59	107	0	283

RUSHING	NO.	YDS.	AVG.	LG	TD
Brown	241	1008	4.2	47	5
Morris	92	400	4.3	55	1
Chambers	8	95	11.9	39	0
Minor	19	74	3.9	9	0
Suggs	6	26	4.3	7	0
Harrington	19	24	1.3	7	0
Culpepper	10	20	2.0	7	1
Booker	3	19	6.3	18	0
Lemon	3	7	2.3	6	0
Jones	1	0	0.0	0	0

DOLPHINS	402	1673	4.2	55	7
OPPONENTS	461	1618	3.5	70t	7

RECEIVING	NO.	YDS.	AVG.	LG	TD
Welker	67	687	10.3	38	1
McMichael	62	640	10.3	24	3
Chambers	59	677	11.5	46	4
Booker	55	747	13.6	52	6
Brown	33	276	8.4	24	0
Hagan	21	221	10.5	24	1
Morris	21	162	7.7	44	0
Peelle	16	116	7.3	25	1
Barnes	3	22	7.3	13	0
Minor	3	2	0.7	4	0
Russell	2	14	7.0	9	0
Suggs	0	13	-	13	0

DOLPHINS	342	3577	10.5	52	16
OPPONENTS	279	3275	11.7	87t	22

INTERCEPTIONS	NO.	YDS.	AVG.	LG	TD
Taylor	2	71	35.5	51t	2
Hill	2	33	16.5	21	0
W. Allen	1	11	11.0	11	0
J. Allen	1	7	7.0	7	0
Daniels	1	-2	-2.0	-2	0
Thomas	1	-4	-4.0	-4	0

DOLPHINS	8	116	14.5	51t	2
OPPONENTS	19	207	10.9	42t	2

PUNTING	NO.	YDS.	AVG.	LG	BK
Jones	85	3640	42.8	64	1
DOLPHINS	86	3640	42.3	64	1
OPPONENTS	91	3785	41.6	62	0

PUNT RET.	NO.	YDS.	AVG.	LG	TD
Welker	41	378	9.2	47	0
DOLPHINS	41	378	9.2	47	0
OPPONENTS	49	367	7.5	28	0

KICKOFF RET.	NO.	YDS.	AVG.	LG	TD
Welker	48	1064	22.2	46	0
Bowens	2	21	10.5	11	0
Minor	2	17	8.5	17	0
DOLPHINS	52	1102	21.2	46	0
OPPONENTS	40	981	24.5	51	0

SCORING	Ru	Pa	Rt	PAT	FG	S	2	TP
Mare	0	0	0	22/22	26/36	0	0	100
Booker	0	6	0	0/0	0/0	0	2	40
Brown	5	0	0	0/0	0/0	0	0	30
Chambers	0	4	0	0/0	0/0	0	0	24
McMichael	0	3	0	0/0	0/0	0	0	18
Taylor	0	2	0	0/0	0/0	0	0	12
Culpepper	1	0	0	0/0	0/0	0	0	6
Hagan	0	1	0	0/0	0/0	0	0	6
Hill	0	1	0	0/0	0/0	0	0	6
Morris	1	0	0	0/0	0/0	0	0	6
Peelle	0	1	0	0/0	0/0	0	0	6
Welker	0	1	0	0/0	0/0	0	0	6
DOLPHINS	7	16	3	22/22	26/36	0	2260	0
OPPONENTS	7	22	2	31/31	22/250	0	2883	0

FIELD GOALS	1-19	20-29	30-39	40-49	50+
Mare	0/0	10/10	6/8	9/12	1/6
DOLPHINS	0/0	10/10	6/8	9/12	1/6
OPPONENTS	1/1	3/12	12/12	5/7	1/2

TWO-POINT CONVERSIONS	
Booker	2
DOLPHINS	2-4, OPPONENTS 0-0

SACKS				
Taylor	13.5, Holliday	7, Carter	5.5, Bowens	5,
Traylor	4, Roth	3.5, Thomas	3, Bell	2, Spragan
1.5, W. Allen	1, Crowder	1.		
DOLPHINS	47.0, OPPONENTS	41.0		

STARTERS
WR - Chris Chambers (16)
LT - Damion McIntosh (11), L.J. Shelton (5)
LG - Jeno James (9), Kendyl Jacox (7)
C - Rex Hadnot (16)
RG - L.J. Shelton (11), Bennie Anderson (2), Damion McIntosh (2), Kendyl Jacox (1)
RT - Vernon Carey (16)
TE - Randy McMichael (16)
WR - Marty Booker (13), Wes Welker (1)
QB - Joey Harrington (11), Daunte Culpepper (4), Cleo Lemon (1)
RB - Ronnie Brown (12), Sammy Morris (4)
FB - Darian Barnes (6)
3rd WR - Wes Welker (1)
2nd TE - Justin Peelle (10), Jason Rader (1)

DEFENSE
LDE - Kevin Carter (16)
NT - Keith Traylor (14), Jeff Zgonina (2)
DT - Ronnie Holliday (16)
OE - Jason Taylor (16)
LLB - Channing Crowder (14)
MLB - Zach Thomas (16)
LCB - Donnie Spragan (9)
RCB - Will Allen (15), Travis Daniels (1)
RCB - André Goodman (13), Travis Daniels (3)
SS - Jeremiah Bell (10), Travares Tillman (6)
FS - Renaldo Hill (16)
5th DB - Travis Daniels (2), Michael Lehan (2), Jeremiah Bell (1), André Goodman (1), Travares Tillman (1)
6th DB - Eddie Jackson (2)

PASSING	ATT.	COMP.	YDS.	PCT.	TD	INT.	LG	SCK/LST	RATING
Harrington	388	223	2236	57.5	12	15	48	15/116	68.2
Culpepper	134	81	929	60.4	2	3	52	21/150	77.0
Lemon	68	38	412	55.9	2	1	38	5/24	77.6
Brown	1	0	0	0.0	0	0	0	0/0	39.6
DOLPHINS	591	342	3577	57.9	16	19	52	41/290	71.2
OPPONENTS	279	279	3275	56.1	22	8	87t	47/268	84.4

2007 FINAL STATISTICS (1-15)

DATE	OPPONENT	SCORE	W/L	ATT.
9/9	at Washington	13-16(OT)	L	90,163
9/16	DALLAS	20-37	L	71,615
9/23	at N.Y. Jets	28-31	L	77,197
9/30	OAKLAND	17-35	L	70,621
10/7	at Houston	19-22	L	70,156
10/14	at Cleveland	31-41	L	73,198
10/21	NEW ENGLAND	28-49	L	71,951
10/28	N.Y. GIANTS	10-13	L	81,176
11/11	BUFFALO	10-13	L	70,615
11/18	at Philadelphia	7-17	L	68,934
11/26	at Pittsburgh	0-3	L	57,704
12/2	N.Y. JETS	13-40	L	71,109
12/9	at Buffalo	17-38	L	71,018
12/16	BALTIMORE	22-16(OT)	W	70,287
12/23	at New England	7-28	L	68,756
12/30	CINCINNATI	25-38	L	70,461

TEAM STATISTICS	MIA.	OPP.
TOTAL FIRST DOWNS	283	318
Rushing	107	129
Passing	162	165
Penalty	14	24
3rd Down: Made/Att.	81/218	98/208
3rd Down Percentage	37.2	47.1
4th Down: Made/Att.	13/22	6/10
4th Down Percentage	59.1	60.0
POSSESSION AVERAGE	29:05	30:55
TOTAL NET YARDS	4600	5475
Average Per Game	287.5	342.2
Total Plays	989	983
Average Per Play	4.7	5.6
NET YARDS RUSHING	1569	2456
Average Per Game	98.1	153.5
Total Rushes	389	544
NET YARDS PASSING	3031	3019
Avg Per Game	189.4	188.7
Sacked/Yards Lost	42/288	30/167
Gross Yards	3319	3186
Attempts/Completions ..	558/318	409/242
Completion Percentage ..	57.0	59.2
Had Intercepted	16	14
PUNTS/AVERAGE	77/43.2	62/43.3
NET PUNTING AVERAGE ..	77/36.6	62/37.3
PENALTIES/YARDS	91/732	73/604
FUMBLES/BALL LOST	25/13	20/8
TOUCHDOWNS	29	50
Rushing	14	18
Passing	12	28
Returns	3	4

Score By Quarters	1	2	3	4	OT	Total
DOLPHINS	32	77	68	84	6	267
OPPONENTS	110	146	52	126	3	437

RUSHING	NO.	YDS.	AVG.	LG	TD
Brown	119	602	5.1	60	4
Chatman	128	515	4.0	30	1
L. Booker	28	125	4.5	22	0
Gado	35	104	3.0	20t	3
Lemon	31	102	3.3	11	4
Cobbs	15	47	3.1	12	1
Green	7	32	4.6	23	0
R. Williams	6	15	2.5	6	0
Beck	9	12	1.3	8	1
M. Booker	2	12	6.0	12	0
Mauia	4	5	1.3	3	0
Ginn, Jr.	4	3	0.8	7	0
Chambers	1	-5	-5.0	-5	0
DOLPHINS	389	1569	4.0	60	14
OPPONENTS	544	2456	4.5	59t	18

PASSING	ATT.	COMP.	YDS.	PCT.	TD	INT.	LG	SCK/LST	RATING
Lemon	309	173	1773	56.0	6	6	64t	25/166	71.0
Green	141	85	987	60.3	5	7	43	7/53	72.6
Beck	107	60	559	56.1	1	3	22t	10/69	62.0
M. Booker	1	0	0	0.0	0	0	0	0/0	39.6
DOLPHINS	558	318	3319	57.0	12	16	64t	42/288	69.6
OPPONENTS	409	242	3186	59.2	28	14	70t	30/167	92.4

RECEIVING	NO.	YDS.	AVG.	LG	TD
M. Booker	50	556	11.1	26	1
Brown	39	389	10.0	43	1
Ginn, Jr.	34	420	12.4	54	2
Martin	34	303	8.9	28	2
Chambers	31	415	13.4	28	0
Hagan	29	373	12.9	22t	2
Peelle	29	228	7.9	35	2
L. Booker	28	237	8.5	22	0
Chatman	27	161	6.0	22	0
Camarillo	8	160	20.0	64t	2
Gado	4	47	11.8	35	0
Cobbs	2	20	10.0	11	0
Mauia	2	5	2.5	5	0
Halterman	1	7	7.0	7	0
Hadnot	0	-2	-	-2	0
DOLPHINS	318	3319	10.4	64t	12
OPPONENTS	242	3186	13.2	70t	28

INTERCEPTIONS	NO.	YDS.	AVG.	LG	TD
J. Allen	3	15	5.0	13	0
Goodman	2	23	11.5	18	0
Porter	2	19	9.5	14	0
Porter	2	0	0.0	0	0
Taylor	1	36	36.0	36t	1
Daniels	1	29	29.0	29	0
Hill	1	24	24.0	24	0
W. Allen	1	14	14.0	14	0
Lehan	1	0	0.0	0	0
DOLPHINS	14	160	11.4	36t	1
OPPONENTS	16	232	14.5	36	0

PUNTING	NO.	YDS.	AVG.	LG	BK
Fields	77	3327	43.2	61	0
DOLPHINS ..	77	3327	43.2	61	0
OPPONENTS ..	62	2682	43.3	64	0

PUNT RET.	NO.	YDS.	AVG.	LG	TD
Ginn, Jr.	24	230	9.6	87t	1
DOLPHINS	24	230	9.6	87t	1
OPPONENTS ..	39	387	9.9	49	0

KICKOFF RET.	NO.	YDS.	AVG.	LG	TD
Ginn, Jr.	63	1433	22.7	52	0
Cobbs	5	44	8.8	11	0
M. Booker	2	3	1.5	3	0
Chatman	2	31	15.5	21	0
Hagan	2	25	12.5	14	0
Fifita	1	0	0.0	0	0
Mauia	1	4	4.0	4	0
Mruczkowski ..	1	9	9.0	9	0
Peelle	1	0	0.0	0	0
Camarillo	0	3	-	3	0
DOLPHINS	78	1552	19.9	52	0
OPPONENTS ..	50	1292	25.8	98t	2

SCORING	Ru	Pa	Rt	PAT	FG	S	2	PT
Feely	0	0	0	26/26	21/23	0	0	89
Brown	4	1	0	0/0	0/0	0	1	32
Lemon	4	0	0	0/0	0/0	0	0	24
Gado	3	0	0	0/0	0/0	0	0	18
Ginn, Jr.	0	2	1	0/0	0/0	0	0	18
Hagan	0	2	0	0/0	0/0	0	1	14
Camarillo ..	0	2	0	0/0	0/0	0	0	12
Martin	0	2	0	0/0	0/0	0	0	12
Peelle	0	2	0	0/0	0/0	0	0	12
Beck	1	0	0	0/0	0/0	0	0	6
M. Booker ..	1	0	0	0/0	0/0	0	0	6

Chatman ..	1	0	0	0/0	0/0	0	0	6
Cobbs	1	0	0	0/0	0/0	0	0	6
Lehan	0	0	1	0/0	0/0	0	0	6
Taylor	0	0	1	0/0	0/0	0	0	6
DOLPHINS 14 12	326/26	21/230	2267					
OPPONENTS 18 28	449/49	28/33	1 1437					

FIELD GOALS	1-19	20-29	30-39	40-49	50+
Feely	0/0	7/7	6/6	7/9	1/1
DOLPHINS	0/0	7/7	6/6	7/9	1/1
OPPONENTS ..	1/1	10/11	7/7	6/9	4/5

TWO-POINT CONVERSIONS
Brown 1, Hagan 1.
DOLPHINS 2-2, OPPONENTS 1-1

SACKS
Taylor 11, Porter 5.5, Roth 3, W. Allen 2, Holliday 2, Moses 1.5, R. Wright 1.5, Lehan 1, Thomas 1, Traylor 1, Crowder 0.5
DOLPHINS 30.0, OPPONENTS 42.0

STARTERS
OFFENSE
WR - Marty Booker (15), Derek Hagan (1)
LT - Vernon Carey (16)
LG - Chris Liwski (14), Cory Lekkerkerker (2)
C - *Samson Satele (16)
RG - Rex Hadnot (16)
RT - L.J. Shelton (16)
TE - David Martin (15), Justin Peelle (1)
WR - *Ted Ginn, Jr. (8), Chris Chambers (5)
QB - Cleo Lemon (7), Trent Green (5), *John Beck (4)
RB - Ronnie Brown (7), Jesse Chatman (6), Samkon Gado (2), *Lorenzo Booker (1)
FB - *Reagan Mauia (9)
3rd WR - *Ted Ginn, Jr. (1)
2nd TE - Justin Peelle (9)

DEFENSE
LDE - Matt Roth (9), Vonnice Holliday (5), Joey Porter (2)
NT - Keith Traylor (14), *Quentin Moses (1), Steve Fifita (1)
DT - Vonnice Holliday (7), Rodrigue Wright (9)
DE - Jason Taylor (16)
LB - Channing Crowder (10), Donnie Spragan (3), Derrick Pope (1)
LB - Derrick Pope (8), Zach Thomas (5), Donnie Spragan (2), Joey Porter (1)
LB - Joey Porter (12)
CB - Will Allen (16)
CB - Michael Lehan (13), Travis Daniels (3)
S - Cameron Worrell (7), Lance Schulters (4), Donovin Darius (2), Yeremiah Bell (1), Travares Tillman (1), Travis Daniels (1)
S - Jason Allen (9), Renaldo Hill (7)
5th DB - André Goodman (4), Michael Lehan (1)
6th DB - Travis Daniels (1)

* Indicates Rookie

2008 FINAL STATISTICS (11-5)

DATE	OPPONENT	SCORE	W/L	ATT.
9/7	NEW YORK JETS	14-20	L	65,859
9/14	at Arizona	10-31	L	63,445
9/21	at New England	38-13	W	68,756
10/5	SAN DIEGO	17-10	W	65,063
10/12	at Houston	28-29	L	70,023
10/19	BALTIMORE	13-27	L	64,972
10/26	BUFFALO	25-16	W	65,011
11/2	at Denver	26-17	W	75,499
11/9	SEATTLE	21-19	W	64,862
11/16	OAKLAND	17-15	W	65,113
11/23	NEW ENGLAND	28-48	L	67,146
11/30	at St. Louis	16-12	W	61,046
12/7	Buffalo (Toronto)	16-3	W	52,134
12/14	SAN FRANCISCO	14-9	W	65,893
12/21	at Kansas City	38-31	W	73,689
12/28	at New York Jets	24-17	W	79,454

TEAM STATISTICS	MIA.	OPP.
TOTAL FIRST DOWNS	308	296
By Rushing	111	96
By Passing	184	173
By Penalty	13	27
Third Down: Made/Att	71/192	79/209
Third Down Efficiency	37.0	37.8
Fourth Down: Made/Att	10/15	11/19
Fourth Down Efficiency	66.7	57.9
POSSession AVERAGE	31:03	28:57
TOTAL NET YARDS	5529	5264
Average Per Game	345.6	329.0
Total Plays	965	979
Average Per Play	5.7	5.4
NET YARDS RUSHING	1897	1620
Average Per Game	118.6	101.3
Total Rushes	448	388
NET YARDS PASSING	3632	3644
Average Per Game	227.0	227.8
Sacked/Yards Lost	26/129	40/218
Gross Yards	3761	3862
Attempts/Completions	491/330	551/320
Completion Percentage	67.2	58.1
Had Intercepted	7	18
PUNTS/AVERAGE	74/43.9	61/46.7
NET PUNTING AVERAGE	35.5	39.7
PENALTIES/YARDS	81/669	86/615
FUMBLES/BALL LOST	18/6	27/12
TOUCHDOWNS	40	33
By Rushing	18	11
By Passing	20	18
By Returns	2	4

Score By Quarters	1	2	3	4	OT	Total
DOLPHINS	85	113	65	82	0	345
OPPONENTS	62	102	91	62	0	317

RUSHING	NO.	YDS.	AVG.	LG	TD
Brown	214	916	4.3	62t	10
Williams	160	659	4.1	51t	4
Cobbs	12	88	7.3	44	1
Polite	23	85	3.7	14	0
Ginn, Jr.	5	73	14.6	40t	2
Pennington	30	62	2.1	16	1
Bess	1	13	13.0	13	0
Camarillo	2	1	0.5	6	0
Fields	1	0	0.0	0	0
DOLPHINS	448	1897	4.2	62t	18
OPPONENTS	388	1620	4.2	33	11

RECEIVING	NO.	YDS.	AVG.	LG	TD
Ginn, Jr.	56	790	14.1	63	2
Camarillo	55	613	11.1	34	2

PASSING	ATT.	COMP.	YDS.	PCT.	TD	INT.	LG	SCK/LST	RATING
Pennington	476	321	3653	67.4	19	7	80t	24/121	97.4
Henne	12	7	67	58.3	0	0	19	0/0	74.0
Brown	3	2	41	66.7	1	0	19t	1/8	149.3
Williams	0	0	0	0	0	0	-	1/0	-
DOLPHINS	491	330	3761	67.2	20	7	80t	26/129	97.6
OPPONENTS	551	320	3862	58.1	18	18	79t	40/218	77.0

Bess	54	554	10.3	37	1
Fasano	34	454	13.4	24	7
Brown	33	254	7.7	39	0
Martin	31	450	14.5	61t	3
Williams	29	219	7.6	47	1
Cobbs	19	275	14.5	80t	2
Polite	6	24	4.0	9	0
Hagan	3	51	17.0	20	0
London	3	30	10.0	14	0
Wilford	3	25	8.3	15	0
Haynos	2	22	11.0	19t	1
Cramer	2	3	1.5	2t	1
Satele	0	-3	-	-3	0
DOLPHINS	330	3761	11.4	80t	20
OPPONENTS	320	3862	12.1	79t	18

INTERCEPTIONS	NO.	YDS.	AVG.	LG	TD
Goodman	5	53	10.6	55	0
W. Allen	3	62	20.7	32t	1
Hill	3	34	11.3	17	0
Ayodele	2	29	14.5	17	0
Merling	1	25	25.0	25t	1
Starks	1	8	8.0	8	0
J. Allen	1	2	2.0	2	0
Culver	1	1	1.0	1	0
Jones	1	0	0.0	0	0
DOLPHINS	18	214	11.9	55	2
OPPONENTS	7	130	18.6	44t	2

PUNTING	NO.	YDS.	AVG.	LG	BK
Fields	74	3249	43.9	71	0
DOLPHINS	74	3249	43.9	71	0
OPPONENTS	61	2848	46.7	67	1

PUNT RET.	NO.	YDS.	AVG.	LG	TD
Bess	21	231	11.0	27	0
Ginn, Jr.	7	54	7.7	15	0
DOLPHINS	28	285	10.2	27	0
OPPONENTS	37	485	13.1	93t	2

KICKOFF RET.	NO.	YDS.	AVG.	LG	TD
Ginn, Jr.	32	657	20.5	41	0
Bess	14	311	22.2	32	0
Cobbs	8	189	23.6	60	0
London	2	28	14.0	17	0
Fasano	1	0	0.0	0	0
Jones	1	0	0.0	0	0
Ndukwe	1	14	14.0	14	0
Ryan	1	14	14.0	14	0
DOLPHINS	60	1213	20.2	60	0
OPPONENTS	68	1655	24.3	95	0

SCORING	Ru	Pa	Rt	PAT	FG	S	2	TP
Carpenter	0	0	0	40/40	21/25	0	0	103
Brown	10	0	0	0/0	0/0	0	0	60
Fasano	0	7	0	0/0	0/0	0	0	42
Williams	4	1	0	0/0	0/0	0	0	30
Ginn	2	2	0	0/0	0/0	0	0	24
Cobbs	1	2	0	0/0	0/0	0	0	18
Martin	0	3	0	0/0	0/0	0	0	18
Camarillo	0	2	0	0/0	0/0	0	0	12
W. Allen	0	0	1	0/0	0/0	0	0	6
Bess	0	1	0	0/0	0/0	0	0	6
Cramer	0	1	0	0/0	0/0	0	0	6
Haynos	0	1	0	0/0	0/0	0	0	6
Merling	0	0	1	0/0	0/0	0	0	6
Pennington	1	0	0	0/0	0/0	0	0	6
Anderson	0	0	0	0/0	0/0	1	0	2
DOLPHINS	18	20	2	40/40	21/25	1	0	345
OPPONENTS	11	18	4	28/28	29/32	1	0	317

FIELD GOALS	1-19	20-29	30-39	40-49	50+
Carpenter	0/0	4/4	7/7	9/13	1/1
DOLPHINS	0/0	4/4	7/7	9/13	1/1
OPPONENTS	1/1	9/9	10/11	7/9	2/2

TWO-POINT CONVERSIONS	
DOLPHINS	0/0, OPPONENTS 1/5

SACKS
Porter 17.5, Roth 5.0, Holliday 3.5, Jones 3.0, Starks 3.0, Anderson 2.5, Langford 2.0, Merling 1.0, W. Allen 1.0, Bell 1.0, Torbor 0.5

DOLPHINS 40.0, OPPONENTS 26.0

STARTERS
OFFENSE
WR – Ted Ginn, Jr. (13), Brandon London (1)
LT – *Jake Long (16)
LG – Justin Smiley (12), Andy Alleman (4)
C – Samson Satele (16)
RG – Ikechuku Ndukwe (15), *Donald Thomas (1)
RT – Vernon Carey (16)
TE – Anthony Fasano (16)
WR – Greg Camarillo (11), *Davone Bess (5)
QB – Chad Pennington (16)
RB – Ronnie Brown (13), Ricky Williams (3)
LB – Lousaka Polite (5), Patrick Cobbs (2), Casey Cramer (2)
3rd WR – *Davone Bess (1)
2nd TE – David Martin (7)

DEFENSE
LE – *Kendall Langford (13), Randy Starks (1)
NT – Jason Ferguson (13), Charlie Anderson (1), *Phillip Merling (1), Randy Starks (1)
RT – Vonnie Holliday (1), Randy Starks (1)
RE – Vonnie Holliday (14), *Phillip Merling (1), Randy Starks (1)
SLB – Matt Roth (14), Quentin Moses (1)
ILB – Channing Crowder (13), Reggie Torbor (1)
ILB – Akin Ayodele (13)
WLB – Joey Porter (16)
LCB – Will Allen (16)
RCB – André Goodman (16)
FS – Chris Crocker (2), Renaldo Hill (14)
SS – Yeremiah Bell (16)
5th DB – Michael Lehan (2), Jason Allen (1), Renaldo Hill (1), Nate Jones (1)
6th DB – Jason Allen (1)

* Indicates Rookie

2009 FINAL STATISTICS (7-9)

DATE	OPPONENT	SCORE	W/L	ATT.
9/13	at Atlanta	7-19	L	67,606
9/21	INDIANAPOLIS	23-27	L	66,227
9/27	at San Diego	13-23	L	67,230
10/4	BUFFALO	38-10	W	65,523
10/12	NEW YORK JETS	31-27	W	69,767
10/25	NEW ORLEANS	34-46	L	66,689
11/1	at New York Jets	30-25	W	77,331
11/8	at New England	17-27	L	68,756
11/15	TAMPA BAY	25-23	W	66,085
11/19	at Carolina	24-17	W	73,475
11/29	at Buffalo	14-31	L	70,155
12/6	NEW ENGLAND	22-21	W	70,102
12/13	at Jacksonville	14-10	W	60,457
12/20	at Tennessee	24-27(OT)	L	69,143
12/27	HOUSTON	20-27	L	65,847
1/3/10	PITTSBURGH	24-30	L	70,102

TEAM STATISTICS	MIA.	OPP.
TOTAL FIRST DOWNS	333	297
Rushing	129	88
Passing	188	184
Penalty	16	25
3rd Down: Made/Att.	120/245	69/198
3rd Down Percentage	49.0	34.8
4th Down: Made/Att.	13/18	8/15
4th Down Percentage	72.2	53.3
POSSESSION AVERAGE	31:54	28:06
TOTAL NET YARDS	5401	5589
Average Per Game	337.6	349.3
Total Plays	1088	968
NET YARDS RUSHING	2231	1835
Avg. Per Game	139.4	114.7
Total Rushes	509	435
NET YARDS PASSING	3170	3754
Average Per Game	198.1	234.6
Sacked/Yards Lost	34/226	44/242
Gross Yards	3396	3996
Attempts/Completions	545/331	489/281
Completion Percentage	60.7	57.5
Had Intercepted	19	15
PUNTS/AVERAGE	75/46.3	67/44.1
NET PUNTING AVERAGE	.75/39.8	67/38.4
PENALTIES/YARDS	78/640	73/589
FUMBLES/BALL LOST	27/10	17/6
TOUCHDOWNS	41	42
Rushing	22	16
Passing	15	23
Returns	4	3

Score By Quarters	1	2	3	4	OT	Total
DOLPHINS	57	106	81	116	0	360
OPPONENTS	68	101	78	140	3	390

RUSHING	NO.	YDS.	AVG.	LG	TD
R. Williams	241	1121	4.7	68	11
Brown	147	648	4.4	45	8
Polite	37	123	3.3	13	0
Hilliard	23	89	3.9	18	1
White	21	81	3.9	33	0
Ginn, Jr.	7	48	6.9	22	0
Cobbs	6	36	6.0	19	0
Henne	16	32	2.0	12	1
Hartline	4	29	7.3	16	1
Bess	2	11	5.5	11	0
Pennington	3	7	2.3	4	0
Sheets	1	5	5.0	5	0
Thigpen	1	1	1.0	1	0
DOLPHINS	509	2231	4.4	68	22
OPPONENTS	435	1835	4.2	50	16

PASSING	ATT.	COMP.	YDS.	PCT.	TD	INT.	LG	SCK/LST	RATING
Henne	451	274	2878	60.8	12	14	67	26/176	75.2
Pennington	74	51	413	68.9	1	2	21	6/32	76.0
Thigpen	8	4	83	50.0	1	2	34t	0/0	87.0
Brown	6	2	22	33.3	1	0	21	1/9	84.7
White	5	0	0	0.0	0	0	-	1/9	39.6
R. Williams	1	0	0	0.0	0	0	-	0/0	0.0
DOLPHINS	545	331	3396	60.7	15	19	67	34/226	73.3
OPPONENTS	489	281	3996	57.5	23	15	81t	44/242	86.9

RECEIVING	NO.	YDS.	AVG.	LG	TD
Bess	76	758	10.0	34t	2
Camarillo	50	552	11.0	29	0
Ginn, Jr.	38	454	11.9	53t	1
R. Williams	35	264	7.5	59	2
Hartline	31	506	16.3	67	3
Fasano	31	339	10.9	27	2
Hilliard	20	158	7.9	18	2
Haynos	19	162	8.5	21	2
Brown	14	98	7.0	27	0
Polite	11	51	4.6	10	0
Sperry	3	31	10.3	13	1
Cobbs	3	23	7.7	10	0

DOLPHINS	331	3396	10.3	67	15
OPPONENTS	281	3996	14.2	81t	23

INTERCEPTIONS	NO.	YDS.	AVG.	LG	TD
V. Davis	4	64	16.0	26	1
Bell	3	48	16.0	29	0
W. Allen	2	27	13.5	21	0
N. Jones	2	0	0.0	0	0
Culver	1	23	23.0	23	0
Crowder	1	2	2.0	2	0
Taylor	1	0	0.0	0	0
Torbor	1	0	0.0	0	0
DOLPHINS	15	164	10.9	29	1
OPPONENTS	19	261	13.7	54t	3

PUNTING	NO.	YDS.	AVG.	LG	BK
Fields	75	3472	46.3	66	0
DOLPHINS	75	3472	46.3	66	0
OPPONENTS	67	2953	44.1	66	0

PUNT RET.	NO.	YDS.	AVG.	LG	TD
Bess	28	209	7.5	22	0
Ginn, Jr.	5	28	5.6	12	0
DOLPHINS	33	237	7.2	22	0
OPPONENTS	43	369	8.6	31	0

KICKOFF RET.	NO.	YDS.	AVG.	LG	TD
Ginn, Jr.	52	1296	24.9	101t	2
Cobbs	16	361	22.6	39	0
B. Hartline	3	36	12.0	18	0
Polite	2	24	12.0	12	0
Berger	1	13	13.0	13	0
Torbor	1	9	9.0	9	0
DOLPHINS	75	1739	23.2	101t	2
OPPONENTS	71	1557	21.9	87	0

SCORING	Ru	Pa	Rt	PAT	FG	S	2	TP
Carpenter	0	0	0	37/38	25/28	0	0	112
R. Williams	11	2	0	0/0	0/0	0	1	80
Brown	8	0	0	0/0	0/0	0	0	48
B. Hartline	1	3	0	0/0	0/0	0	0	24
Ginn, Jr.	0	1	2	0/0	0/0	0	0	18
Hilliard	1	2	0	0/0	0/0	0	0	18
Bess	0	2	0	0/0	0/0	0	0	12
Fasano	0	2	0	0/0	0/0	0	0	12
Haynos	0	2	0	0/0	0/0	0	0	12
V. Davis	0	0	1	0/0	0/0	0	0	6
Henne	1	0	0	0/0	0/0	0	0	6
Sperry	0	1	0	0/0	0/0	0	0	6
Taylor	0	0	1	0/0	0/0	0	0	6
DOLPHINS	22	15	4	37/38	25/28	0	1	1360
OPPONENTS	16	23	3	35/37	33/39	0	2	390

FIELD GOALS	1-19	20-29	30-39	40-49	50+
Carpenter	0/0	9/9	7/8	8/9	1/2
DOLPHINS	0/0	9/9	7/8	8/9	1/2
OPPONENTS	0/0	11/11	7/8	9/14	6/6

TWO-POINT CONVERSIONS	
R. Williams	1
DOLPHINS 1-3, OPPONENTS 2-5	

SACKS
Porter 9.0, Starks 7.0, Taylor 7.0, Wake 5.5, Langford 2.5, Merling 2.5, Anderson 2.0, Bell 1.5, McDaniel 1.5, Crowder 1.0, N. Jones 1.0, Moses 1.0, Torbor 1.0, Wilson 1.0, Baker 0.5.
DOLPHINS 44.0, OPPONENTS 34.0

STARTERS
OFFENSE
WR - Ted Ginn, Jr. (12), *Brian Hartline (2)
LT - Jake Long (16)
LG - Justin Smiley (12), Nate Garner (4)
C - Jake Gove (10), Joe Berger (6)
RG - Donald Thomas (12), Nate Garner (4)
RT - Vernon Carey (16)
TE - Anthony Fasano (14), Joey Haynos (2)
WR - Greg Camarillo (16)
QB - Chad Henne (13), Chad Pennington (3)
RB - Ronnie Brown (9), Ricky Williams (7)
FB - Lousaka Polite (9)
3rd WR - Davone Bess (2)
2nd TE - Joey Haynos (6), Korry Sperry (1)

DEFENSE
LE - Kendall Langford (14), Cameron Wake (1)
NT - Jason Ferguson (9), Paul Soliai (4)
DT - Paul Soliai (1)
RE - Randy Starks (16)
SLB - Jason Taylor (15), Philip Merling (1)
ILB - Channing Crowder (13), Reggie Torbor (2)
ILB - Akin Ayodele (15)
WLB - Joey Porter (14), Charlie Anderson (1)
LCB - *Vontae Davis (9), Will Allen (6), Jason Allen (1)
RCB - *Sean Smith (16)
FS - Gibril Wilson (14), *Chris Clemons (2)
SS - Yeremiah Bell (15)
5th DB - Nate Jones (5)
6th DB - Tyrone Culver (2)

* Indicates Rookie

2010 FINAL STATISTICS (7-9)

DATE	OPPONENT	SCORE	W/L	ATT.
9/12	at Buffalo	15-10	W	69,295
9/19	at Minnesota	14-10	W	63,846
9/26	NEW YORK JETS	23-31	L	70,481
10/4	NEW ENGLAND	14-41	L	69,090
10/17	at Green Bay	23-20(O)	W	70,815
10/24	PITTSBURGH	22-23	L	69,867
10/31	at Cincinnati	22-14	W	63,179
11/7	at Baltimore	10-26	L	71,305
11/14	TENNESSEE	29-17	W	65,585
11/18	CHICAGO	0-16	L	68,752
11/28	at Oakland	33-17	W	48,946
12/5	CLEVELAND	10-13	L	65,942
12/12	at New York Jets	10-6	W	78,948
12/19	BUFFALO	14-17	L	65,511
12/26	DETROIT	27-34	L	66,731
1/2/11	at New England	7-38	L	68,756

TEAM STATISTICS	MIA.	OPP.
TOTAL FIRST DOWNS	264	300
Rushing	91	84
Passing	189	166
Penalty	20	14
3rd Down: Made/Att.	92/230	84/226
3rd Down Pct.	40.0	37.2
4th Down: Made/Att.	3/10	8/22
4th Down Pct.	30.0	36.4
POSSESSION AVERAGE	30:42	29:18
TOTAL NET YARDS	5170	4949
Average Per Game	323.1	309.3
Total Plays	1040	988
Average Per Play	5.0	5.0
NET YARDS RUSHING	1643	1601
Avg. Per Game	102.7	100.1
Total Rushes	445	447
NET YARDS PASSING	3527	3348
Avg. Per Game	220.4	209.3
Sacked/Yards Lost	38/228	39/225
Gross Yards	3755	3573
Att./Completions	557/335	502/288
Completion Pct.	60.1	57.4
Had Intercepted	21	11
PUNTS/AVERAGE	75/44.9	77/42.3
NET PUNTING AVG.	75/37.8	77/37.2
PENALTIES/YARDS	72/595	85/730
FUMBLE/BALL LOST	24/10	21/8
TOUCHDOWNS	26	36
Rushing	8	8
Passing	17	22
Returns	1	6

Score By Quarters	1	2	3	4	OT	Total
DOLPHINS	70	72	60	68	0	273
OPPONENTS	68	89	97	79	0	333

RUSHING	NO.	YDS.	AVG.	LG	TD
R. Brown	200	734	3.7	51	5
Williams	159	673	4.2	45t	2
Thigpen	13	73	5.6	12	0
Polite	26	62	2.4	4t	1
Henne	35	52	1.5	10	0
Hartline	2	27	13.5	30	0
Moore	1	16	16.0	16	0
Curtis	1	6	6.0	6	0
Marshall	2	3	1.5	4	0
Cobbs	4	0	0.0	4	0
Bess	2	-3	-1.5	0	0

DOLPHINS	445	1643	3.7	51	8
OPPONENTS	447	1601	3.6	30	8

RECEIVING	NO.	YDS.	AVG.	LG	TD
Marshall	86	1014	11.8	46	3
Bess	79	820	10.4	29	5
Hartline	43	615	14.3	54	1
Fasano	39	528	13.5	31	4
R. Brown	33	242	7.3	24	0
Williams	19	141	7.4	28t	1
Polite	12	61	5.1	14	0
Cobbs	8	91	11.4	29t	2
Moore	6	128	21.3	57t	1
Wallace	6	62	10.3	19	0
Shuler	2	44	22.0	28	0
Curtis	1	6	6.0	6	0
Hilliard	1	3	3.0	3	0

DOLPHINS	335	3755	11.2	57t	17
OPPONENTS	288	3573	12.4	86t	22

INTERCEPTIONS	NO.	YDS.	AVG.	LG	TD
Allen	3	17	5.7	17	0
Sapp	2	9	4.5	9	0
Bell	1	21	21.0	21	0
S. Smith	1	18	18.0	18	0
Carroll	1	1	1.0	1	0
Clemons	1	0	0.0	0	0
V. Davis	1	0	0.0	0	0
Jones	1	0	0.0	0	0

DOLPHINS	11	66	6.0	21	0
OPPONENTS	21	201	9.6	51t	2

PUNTING	NO.	YDS.	AVG.	LG	BK
Fields	73	3369	46.2	69	2
DOLPHINS	75	3369	44.9	69	2
OPPONENTS	77	3255	42.3	61	0

PUNT RET.	NO.	YDS.	AVG.	LG	TD
Bess	25	284	11.4	47	0
C. Smith	2	9	4.5	6	0
Amaya	1	0	0.0	0	0

DOLPHINS	28	293	10.5	47	0
OPPONENTS	43	454	10.6	94t	1

KICKOFF RET.	NO.	YDS.	AVG.	LG	TD
Carroll	27	655	24.3	46	0
Cobbs	23	448	19.5	40	0
C. Smith	3	52	17.3	19	0
Polite	2	10	5.0	10	0
Moore	1	34	34.0	34	0
Marshall	0	0	-	0	0

DOLPHINS	56	1199	21.4	46	0
OPPONENTS	53	1303	24.6	103t	2

SCORING	Ru	Pa	Rt	PAT	FG	S	2	TP
D. Carpenter	0	0	0	25/25	30/41	0	0	115
Bess	0	5	0	0/0	0/0	0	0	30
R. Brown	5	0	0	0/0	0/0	0	0	30
Fasano	0	4	0	0/0	0/0	0	0	24
Marshall	0	3	0	0/0	0/0	0	0	18
Williams	2	1	0	0/0	0/0	0	0	18
Cobbs	0	2	0	0/0	0/0	0	0	12
Hartline	0	1	0	0/0	0/0	0	0	6
Misi	0	0	1	0/0	0/0	0	0	6
Moore	0	1	0	0/0	0/0	0	0	6
Polite	1	0	0	0/0	0/0	0	0	6

DOLPHINS	8	17	1	25/25	30/41	1	0	273
OPPONENTS	8	22	6	36/36	27/31	0	0	333

FIELD GOALS	1-19	20-29	30-39	40-49	50+
Carpenter	1/1	9/9	5/5	11/18	4/8

DOLPHINS	1/1	9/9	5/5	11/18	4/8
OPPONENTS	1/1	11/11	8/9	5/6	2/4

TWO-POINT CONVERSIONS

None
DOLPHINS 0-1, OPPONENTS 0-0

SACKS

Wake 14.0, Misi 4.5, Dansby 3.0, Langford 3.0, Starks 3.0, McDaniel 2.5, Soliai 2.0, Bell 1.5, Clemons 1.5, Dobbins 1.0, Jones 1.0, Moses 1.0, Team 1.0

DOLPHINS 39.0, OPPONENTS 38.0

STARTERS

OFFENSE

WR – Brandon Marshall (14), Davone Bess (2)
 LT – Jake Long (16)
 LG – Richie Incognito (15), Pat McQuistan (1)
 C – Joe Berger (14), Richie Incognito (1), Cory Procter (1)
 RG – *John Jerry (10), Pat McCusker (6)
 RT – Vernon Carey (12), Lydon Murtha (3), Pat McQuistan (1)
 TE – Anthony Fasano (14), Lydon Murtha (1), *Mickey Shuler (1)
 WR – Brian Hartline (11), Davone Bess (5)
 QB – Chad Henne (14), Chad Pennington (1), Tyler Thigpen (1)
 RB – Ronnie Brown (16)
 FB – Lousaka Polite (11), Patrick Cobbs (1)
 3rd WR – Davone Bess (2)
 2nd TE – *Jeron Mastrud (2), *Mickey Shuler (1)

DEFENSE

LE – Kendall Langford (16)
 NT – Paul Soliai (14), Tony McDaniel (1), Randy Starks (1)
 RE – Randy Starks (15), *Jared Odrick (1)
 SLB – *Koa Misi (11)
 ILB – Channing Crowder (11), Tim Dobbins (3), Bobby Carpenter (2)
 ILB – Karlous Dansby (13), Tim Dobbins (3)
 WLB – Cameron Wake (16)
 LCB – Vontae Davis (15), Benny Sapp (1)
 RCB – Sean Smith (8), Jason Allen (7), *Nolan Carroll (1)
 FS – Chris Clemons (14), *Reshad Jones (2)
 SS – Yeremiah Bell (16)
 5th DB – Benny Sapp (5)

* Indicates Rookie

PASSING	ATT.	COMP.	YDS.	PCT.	TD	INT.	LG	SCK/LST	RATING
Henne	490	301	3301	61.4	15	19	57t	30/178	75.4
Thigpen	62	33	435	53.2	2	2	35	8/50	73.0
R. Brown	2	0	0	0.0	0	0	00	0/0	39.6
Pennington	2	1	19	50.0	0	0	19	0/0	83.3
Marshall	1	0	0	0.0	0	0	00	0/0	39.6

DOLPHINS	557	335	3755	60.1	17	21	57t	38/228	74.8
OPPONENTS	502	288	3573	57.4	22	11	86t	39/225	85.0

2011 FINAL STATISTICS (6-10)

DATE	OPPONENT	SCORE	W/L	ATT.
9/12	NEW ENGLAND	24-38	L	66,860
9/18	HOUSTON	13-23	L	51,032
9/25	at Cleveland	16-17	L	66,651
10/2	at San Diego	16-26	L	63,002
10/17	at N.Y. Jets	6-24	L	78,912
10/23	DENVER	15-18(OT)	L	63,800
10/30	at N.Y. Giants	17-20	L	79,302
11/6	at Kansas City	31-3	W	72,263
11/13	WASHINGTON	20-9	W	57,007
11/20	BUFFALO	35-8	W	57,531
11/24	at Dallas	19-20	L	87,418
12/4	OAKLAND	34-14	W	57,225
12/11	PHILADELPHIA	10-26	L	67,823
12/18	at Buffalo	30-23	W	60,988
12/24	at New England	24-27	L	68,756
1/1/12	N.Y. JETS	19-17	W	65,811

TEAM STATISTICS	MIA.	OPP.
TOTAL FIRST DOWNS	287	310
Rushing	89	88
Passing	166	198
Penalty	32	24
3rd Down: Made/Att.	69/207	74/219
3rd Down Percentage	33.3	33.8
4th Down: Made/Attempts	6/16	7/14
4th Down Percentage	37.5	50.0
POSSESSION AVERAGE	30:23	29:37
TOTAL NET YARDS	5078	5522
Average Per Game	317.4	345.1
Total Plays	990	1043
Average Per Play	5.1	5.3
NET YARDS RUSHING	1987	1530
Average Per Game	124.2	95.6
Total Rushes	469	412
NET YARDS PASSING	3091	3992
Average Per Game	193.2	249.5
Sacked/Yards Lost	52/334	41/231
Gross Yards	3425	4233
Attempts/Completions	469/280	590/350
Completion Percentage	59.7	59.3
Had Intercepted	13	16
PUNTS/AVERAGE	78/48.8	95/45.4
NET PUNTING AVG.	78/41.1	95/38.6
PENALTIES/YARDS	85/779	112/975
FUMBLES/BALL LOST	28/12	17/3
TOUCHDOWNS	33	33
Rushing	11	8
Passing	20	24
Returns	2	1

Score By Quarters	1	2	3	4	OT	Total
DOLPHINS	84	86	91	68	0	329
OPPONENTS	53	87	50	120	3	313

RUSHING	NO.	YDS.	AVG.	LG	TD
Bush	216	1086	5.0	76t	6
Thomas	165	581	3.5	28	0
Henne	15	112	7.5	20	1
Slaton	17	64	3.8	28	1
Mat. Moore	32	65	2.0	16	2
Hilliard	16	41	2.6	4	1
Marshall	1	13	13.0	13	0
Bess	2	9	4.5	5	0
Hartline	1	9	9.0	9	0
Gates	1	4	4.0	4	0
L. Johnson	1	2	2.0	2	0
Losman	2	1	0.5	1	0
DOLPHINS	469	1987	4.2	76t	11
OPPONENTS	412	1530	3.7	24t	8

RECEIVING	NO.	YDS.	AVG.	LG	TD
Marshall	81	1214	15.0	65t	6
Bess	51	537	10.5	41	3
Bush	43	296	6.9	34	1
Hartline	35	549	15.7	41	1
Fasano	32	451	14.1	35t	5
Clay	16	233	14.6	46	3
Thomas	12	72	6.0	12	1
Hilliard	5	49	9.8	18	0
Slaton	2	-3	-1.5	-1	0
Gates	2	19	9.5	11	0
Mastrud	1	8	8.0	18	0
DOLPHINS	280	3425	12.2	65t	20
OPPONENTS	350	4233	12.1	99t	24

INTERCEPTIONS	NO.	YDS.	AVG.	LG	TD
Davis	4	60	15.0	28	0
Starks	2	21	10.5	18	0
Smith	2	7	3.5	17	0
Mitchell	1	55	55.0	55	0
Odrick	1	39	39.0	39	0
Burnett	1	34	34.0	34t	1
Bell	1	20	20.0	20	0
Dansby	1	14	14.0	14	0
Wilson	1	5	5.0	15	0
R. Jones	1	1	1.0	11	0
Carroll	1	0	0.0	10	0
DOLPHINS	16	256	16.0	55	1
OPPONENTS	13	224	17.2	100t	1

PUNTING	NO.	YDS.	AVG.	LG	BK
Fields	78	3810	48.8	70	0
DOLPHINS	78	3810	48.8	70	0
OPPONENTS	95	4313	45.4	69	2

PUNT RET.	NO.	YDS.	AVG.	LG	TD
Bess	37	442	11.9	25	0
Bush	6	52	8.7	16	0
Gates	3	32	10.7	17	0
DOLPHINS	46	526	11.4	25	0
OPPONENTS	47	463	9.9	45	0

KICKOFF RET.	NO.	YDS.	AVG.	LG	TD
Gates	34	843	24.8	77	0
Slaton	3	85	28.3	42	0
Bess	1	0	0.0	0	0
Hilliard	1	14	14.0	14	0
DOLPHINS	39	942	24.2	77	0
OPPONENTS	41	937	22.9	54	0

SCORING	Ru	Pa	Rt	PAT	FG	S	2	TP
Carpenter	0	0	0	26/26	29/34	0	0	113
Bush	6	1	0	0/0	0/0	0	0	42
Marshall	0	6	0	0/0	0/0	0	0	36
Fasano	0	5	0	0/0	0/0	0	0	30
Bess	0	3	0	0/0	0/0	0	0	18
Clay	0	3	0	0/0	0/0	0	0	18
Graham	0	0	0	6/6	4/5	0	0	18
Hilliard	1	0	1	0/0	0/0	0	0	12
Mat. Moore	2	0	0	0/0	0/0	0	0	12
Burnett	0	0	1	0/0	0/0	0	0	6
Hartline	0	1	0	0/0	0/0	0	0	6
Henne	1	0	0	0/0	0/0	0	0	6
Slaton	1	0	0	0/0	0/0	0	0	6
Thomas	0	1	0	0/0	0/0	0	0	6
DOLPHINS	11	20	2	32/32	33/39	0	0	329
OPPONENTS	8	24	1	31/31	26/33	2	1	313

FIELD GOALS	1-19	20-29	30-39	40-49	50+
Carpenter	0/0	10/11	6/7	11/12	2/4
Graham	0/0	4/4	0/0	0/1	0/0
DOLPHINS	1/1	9/9	5/5	11/18	4/8
OPPONENTS	1/1	11/11	8/9	5/6	2/4

TWO-POINT CONVERSIONS	
DOLPHINS	0-1, OPPONENTS 1-2

SACKS
Wake 8.5, Taylor 7, Odrick 6, Starks 4.5, Burnett 2.5, McDaniel 2.5, Bell 2, Dansby 2, R. Jones 2, Culver 1, Davis 1, Misi 1, Mitchell 1.
DOLPHINS 41.0, OPPONENTS 52.0

STARTERS

OFFENSE
WR - Brandon Marshall (16)
LT - Jake Long (14), John Jerry (2)
LG - Richie Incognito (15), Nate Garner (1)
C - *Mike Pouncey (16)
RG - Vernon Carey (15), John Jerry (1)
RT - Mark Colombo (16)
TE - Anthony Fasano (15), *Will Yeatman (1)
WR - Brian Hartline (11), Bess (4)
QB - Matt Moore (12), Chad Henne (4)
RB - Reggie Bush (15), Daniel Thomas (1)
FB - Charles Clay (8), Lex Hilliard (4), Daniel Thomas (1)
2nd TE - Jeron Mastrud (3), *Will Yeatman (1)

DEFENSE
LE - Kendall Langford (12), Jared Odrick (3), Philip Merling (1)
NT - Paul Soliai (12), Jared Odrick (3), Tony McDaniel (1)
RE - Randy Starks (15), Jared Odrick (1)
SLB - Koa Misi (9), Cameron Wake (2), Jason Taylor (2)
ILB - Kevin Burnett (16)
ILB - Karlos Dansby (16)
WLB - Cameron Wake (12)
LCB - Vontae Davis (12), Nolan Carroll (3), *Jimmy Wilson (1)
RCB - Sean Smith (16)
FS - Reshad Jones (12), Tyrone Culver (4)
SS - Yeremiah Bell (16)
5th DB - Will Allen (6), Benny Sapp (1)

* Indicates Rookie

PASSING	ATT.	COMP.	YDS.	PCT.	TD	INT.	LG	SCK/LST	RATING
Mat. Moore	347	210	2497	60.5	16	9	65t	36/229	87.1
Henne	112	64	868	57.1	4	4	41	11/67	79.0
Losman	10	6	60	60.0	0	0	25	5/38	77.1
DOLPHINS	469	280	3425	59.7	20	13	65t	52/334	84.9
OPPONENTS	590	350	4233	59.3	24	16	99t	41/241	83.7

2012 FINAL STATISTICS (7-9)

DATE	OPPONENT	SCORE	W/L	ATT.
9/9	at Houston	10-30	L	71,566
9/16	OAKLAND	35-13	W	54,245
9/23	NEW YORK JETS	20-23(OT)	L	60,102
9/30	at Arizona	21-24(OT)	L	60,183
10/7	at Cincinnati	17-13	W	61,162
10/14	ST. LOUIS	17-14	W	52,983
10/28	at New York Jets	30-9	W	79,088
11/4	at Indianapolis	20-23	L	66,479
11/11	TENNESSEE	3-37	L	60,165
11/15	at Buffalo	14-19	L	69,118
11/25	SEATTLE	24-21	W	51,295
12/2	NEW ENGLAND	16-23	L	72,114
12/9	at San Francisco	13-27	L	69,732
12/16	JACKSONVILLE	24-3	W	53,667
12/23	BUFFALO	24-10	W	54,462
12/30	at New England	0-28	L	68,756

TEAM STATISTICS	MIA.	OPP.
TOTAL FIRST DOWNS	288	320
Rushing	93	79
Passing	158	215
Penalty	37	26
3rd Down: Made/Att.	78/207	87/238
3rd Down Percentage	37.7	36.6
4th Down: Made/Att.	5/15	12/17
4th Down Percentage	33.3	70.6
POSSESSION AVERAGE	28:32	31:28
TOTAL NET YARDS	4984	5708
Average Per Game	311.5	356.8
Total Plays	981	1073
Average Per Play	5.1	5.3
NET YARDS RUSHING	1802	1734
Average Per Game	112.6	108.4
Total Rushes	440	431
NET YARDS PASSING	3182	3974
Average Per Game	198.9	248.4
Sacked/Yards Lost	37/243	42/242
Gross Yards	3425	4216
Attempts/Completions	504/293	600/353
Completion Percentage	58.1	58.8
Had Intercepted	13	10
PUNTS/AVERAGE	76/49.7	86/44.4
NET PUNTING AVERAGE	76/40.7	86/39.4
PENALTIES/YARDS	82/724	121/1045
FUMBLES/BALL LOST	25/13	23/6
TOUCHDOWNS	31	32
Rushing	15	10
Passing	13	18
Returns	3	4

Score By Quarters	1	2	3	4	OT	Total
DOLPHINS	50	91	71	76	0	288
OPPONENTS	70	92	48	101	6	317

RUSHING	NO.	YDS.	AVG.	LG	TD
Bush	227	986	4.3	65t	6
Thomas	91	325	3.6	20	4
L. Miller	51	250	4.9	28	1
Tannehill	49	211	4.3	31	2
Lane	13	13	1.0	4	2
Mar. Moore	1	9	9.0	9	0
Thigpen	1	8	8.0	8	0
Clemons	1	3	3.0	3	0
Fields	1	0	0.0	0	0
Mat. Moore	5	-3	-0.6	1	0
DOLPHINS	440	1802	4.1	65t	15
OPPONENTS	431	1734	4.0	62	10

RECEIVING	NO.	YDS.	AVG.	LG	TD
Hartline	74	1083	14.6	80t	1
Bess	61	778	12.8	39	1
Fasano	41	332	8.1	22	5
Bush	35	292	8.3	25	2
Thomas	18	212	11.8	31t	2
Clay	15	156	10.4	32	0
Mathews	11	151	13.7	30	0
Lane	11	79	7.2	24	1
Mar. Moore	6	116	19.3	37	1
Binns	6	67	11.2	21	0
L. Miller	6	45	7.5	12	0
Gaffney	4	68	17.0	30	0
Armstrong	3	12	4.0	9	0
Naanee	1	19	19.0	19	0
Thigpen	1	15	15.0	15	0
DOLPHINS	293	3425	11.7	80t	13
OPPONENTS	353	4216	11.9	66	18

INTERCEPTIONS	NO.	YDS.	AVG.	LG	TD
R. Jones	4	28	7.0	15	0
Smith	2	31	15.5	31	0
Clemons	2	29	14.5	29	0
Marshall	1	7	7.0	7	0
Starks	1	4	4.0	4	0
DOLPHINS	10	99	9.9	31	0
OPPONENTS	13	198	15.2	49t	2

PUNTING	NO.	YDS.	AVG.	LG	BK
Fields	74	3715	50.2	67	0
Carpenter	1	29	29.0	29	0
Kaeding	1	35	35.0	35	0
DOLPHINS	76	3779	49.7	67	0
OPPONENTS	86	3815	44.4	71	1

PUNT RET.	NO.	YDS.	AVG.	LG	TD
Thigpen	26	316	12.2	72t	1
Bess	4	30	7.5	11	0
R. Jones	1	0	0.0	0	0
DOLPHINS	31	346	11.2	72t	1
OPPONENTS	43	484	11.3	79t	1

KICKOFF RET.	NO.	YDS.	AVG.	LG	TD
Thigpen	38	1040	27.4	96t	1
Lane	2	42	21.0	24	0
DOLPHINS	40	1082	27.1	96t	1
OPPONENTS	35	868	24.8	98t	1

SCORING	Ru	Pa	Rt	PAT	FG	S	2	TP
Carpenter	0	0	0	26/26	22/27	0	0	92
Bush	6	2	0	0/0	0/0	0	0	48
Fasano	0	5	0	0/0	0/0	1	32	
Thomas	4	0	0	0/0	0/0	0	24	
Lane	2	1	0	0/0	0/0	1	20	
Clay	0	2	0	0/0	0/0	0	12	
Tannehill	2	0	0	0/0	0/0	0	12	
Thigpen	0	2	0	0/0	0/0	0	12	
Bess	0	1	0	0/0	0/0	0	6	
Hartline	0	1	0	0/0	0/0	0	6	
Kaeding	0	0	3/3	1/3	0/0	0	6	
L. Miller	1	0	0	0/0	0/0	0	6	
Mar. Moore	0	1	0	0/0	0/0	0	6	
Vernon	0	0	1	0/0	0/0	0	6	
DOLPHINS	15	13	3	29/29	23/300		2288	
OPPONENTS	10	18	4	30/30	31/400		1317	

FIELD GOALS	1-19	20-29	30-39	40-49	50+
Carpenter	0/0	3/3	9/9	8/10	2/5
Kaeding	0/0	0/0	0/0	1/3	0/0
DOLPHINS	0/0	3/3	9/9	9/13	2/5
OPPONENTS	2/2	6/6	13/15	9/12	1/5

TWO-POINT CONVERSIONS
Fasano 1, Lane 1.
DOLPHINS 2-2, OPPONENTS 1-2

SACKS
Wake 15, Odrick 5, Starks 4.5, Misi 3.5, Vernon 3.5, Burnett 2.5, Wilson 2, Soliai 1.5, Carroll 1, Dansby 1, R. Jones 1, McCann 1, McDaniel 0.5.
DOLPHINS 42.0, OPPONENTS 37.0

STARTERS
OFFENSE
WR - Brian Hartline (15), Legadua Naanee (1)
LT - Jake Long (12), *Jonathan Martin (4)
LG - Richie Incognito (16)
C - Mike Pouncey (16)
RG - John Jerry (16)
RT - *Jonathan Martin (12), Nate Garner (4)
TE - Anthony Fasano (16)
WR - Davone Bess (13), Marlon Moore (2), *Rishard Matthews (1)
QB - *Ryan Tannehill (16)
RB - Reggie Bush (16)
FB - Charles Clay (9), Javorskie Lane (5), *Lamar Miller (1)
2nd TE - Jeron Mastrud (1)

DEFENSE
LE - Jared Odrick (12), Randy Starks (4)
DT - Randy Starks (12), Paul Soliai (4)
DT - Paul Soliai (12), Cameron Wake (4)
RE - Cameron Wake (12)
LOLB - Kevin Burnett (16)
ILB - Karlos Dansby (16)
ROLB - Koa Misi (14), Jason Trusnik (2)
LCB - Sean Smith (16)
RCB - Nolan Carroll (10), Richard Marshall (4), Dimitri Patterson (2)
SS - Chris Clemons (16)
FS - Reshad Jones (16)
5th DB - Jimmy Wilson (4)

* Indicates Rookie

PASSING	ATT.	COMP.	YDS.	PCT.	TD	INT.	LG	SCK/LST	RATING
Tannehill	484	282	3294	58.3	12	13	80t	35/234	76.1
Mat. Moore	19	11	131	57.9	1	0	37	2/9	96.6
Fields	1	0	0	0.0	0	0	0-	0/0	39.6
DOLPHINS	504	293	3425	58.1	13	13	80t	37/243	76.7
OPPONENTS	600	353	4216	58.8	18	10	66	42/242	83.4

2013 FINAL STATISTICS (8-8)

DATE	OPPONENT	SCORE	W/L	ATT.
9/8	at Cleveland	23-10	W	71,513
9/15	at Indianapolis	24-20	W	65,406
9/22	ATLANTA	27-23	W	70,660
9/30	at New Orleans	17-38	L	73,118
10/6	BALTIMORE	23-26	L	68,342
10/20	BUFFALO	21-23	L	60,592
10/27	at New England	17-27	L	68,756
10/31	CINCINNATI	22-20(OT)	W	52,388
11/11	at Tampa Bay	19-22	L	64,448
11/17	SAN DIEGO	20-16	W	60,256
11/24	CAROLINA	16-20	L	60,156
12/1	at N.Y. Jets	23-3	W	76,957
12/8	at Pittsburgh	34-28	W	52,489
12/15	NEW ENGLAND	24-20	W	71,863
12/22	at Buffalo	0-19	L	54,305
12/29	N.Y. JETS	7-20	L	70,296

TEAM STATISTICS	MIA.	OPP.
TOTAL FIRST DOWNS	278	327
Rushing	61	114
Passing	205	192
Penalty	12	21
Third Down: Made/Att.	76/217	91/238
Third Down Percentage	35.0	38.2
Fourth Down: Made/Atts	3/12	8/15
Fourth Down Percentage	25.0	53.3
POSSESSION AVG.	28:27	31:33
TOTAL NET YARDS	5007	5750
Average Per Game	312.9	359.4
Total Plays	1001	1106
Average Per Play	5.0	5.2
NET YARDS RUSHING	1440	1998
Average Per Game	90.0	124.9
Total Rushes	349	484
NET YARDS PASSING	3567	3752
Average Per Game	222.9	234.5
Sacked/Yards Lost	58/399	42/272
Gross Yards	3966	4024
Attempts/Completions	594/357	580/344
Completion Percentage	60.1	59.3
Had Intercepted	19	18
PUNTS/AVERAGE	85/48.8	78/43.7
NET PUNTING AVG.	85/42.4	78/38.7
PENALTIES/YARDS	70/598	95/748
FUMBLES/BALL LOST	16/7	14/6
TOUCHDOWNS	34	33
Rushing	8	14
Passing	24	17
Returns	2	2

Score By Quarters	1	2	3	4	OT	Total
DOLPHINS	43	117	88	67	2	317
OPPONENTS	67	92	88	88	0	335

RUSHING	NO.	YDS.	AVG.	LG	TD
Miller	177	709	4.0	49	2
Dan. Thomas	109	406	3.7	55	4
Tannehill	40	238	6.0	48	1
Wallace	3	33	11.0	13	0
Gillislee	6	21	3.5	6	0
Thigpen	6	18	3.0	9	0
Clay	7	15	2.1	13	1
Fields	1	0	0.0	0	0
DOLPHINS	349	1440	4.1	55	8
OPPONENTS	484	1998	4.1	51	14

RECEIVING	NO.	YDS.	AVG.	LG	TD
Hartline	76	1016	13.4	50	4
Wallace	73	930	12.7	57	5

PASSING	ATT.	COMP.	YDS.	PCT.	TD	INT.	LG	SCK/LST	RATING
Tannehill	588	355	3913	60.4	24	17	67	58/399	81.7
Mat. Moore	6	2	53	33.3	0	2	50	0/0	27.1
DOLPHINS	594	357	3966	60.1	24	19	67	58/399	80.1
OPPONENTS	580	344	4024	59.3	17	18	67	42/272	77.3

Clay	69	759	11.0	67	6
Matthews	41	448	10.9	29	2
Gibson	30	326	10.9	46	3
L. Miller	26	170	6.5	22	0
Dan. Thomas	15	63	4.2	16	2
Thigpen	8	97	12.1	50	1
Egnew	7	69	9.9	14	0
Mar. Moore	6	56	9.3	13	0
Sims	6	32	5.3	8	1

DOLPHINS	357	3966	11.1	67	24
OPPONENTS	344	4024	11.7	67	17

INTERCEPTIONS	NO.	YDS.	AVG.	LG	TD
Grimes	4	102	25.5	94t	1
Patterson	4	7	1.8	3	0
Carroll	3	24	8.0	24	0
Ellerbe	2	25	12.5	16	0
Wilson	2	21	10.5	23	0
R. Jones	1	25	25.0	25t	1
Clemons	1	0	0.0	0	0
M. Thomas	1	0	0.0	0	0

DOLPHINS	18	204	11.3	94t	2
OPPONENTS	19	165	8.7	29	2

PUNTING	NO.	YDS.	AVG.	LG	BK
Fields	85	4150	48.8	74	0
DOLPHINS	85	4150	48.8	74	0
OPPONENTS	78	3406	43.7	72	1

PUNT RET.	NO.	YDS.	AVG.	LG	TD
Thigpen	34	264	7.8	34	0
DOLPHINS	34	264	7.8	34	0
OPPONENTS	42	407	9.7	52	0

KICKOFF RET.	NO.	YDS.	AVG.	LG	TD
Thigpen	39	878	22.5	50	0
Clay	2	23	11.5	15	0
Spitler	1	0	0.0	0	0
DOLPHINS	42	901	21.5	50	0
OPPONENTS	36	826	22.9	47	0

SCORING	Ru	Pa	Rt	PAT	FG	S	2	TP
Sturgis	0	0	0	33/33	26/34	0	0	1111
Clay	1	6	0	0/0	0/0	0	0	42
Dan. Thomas	4	2	0	0/0	0/0	0	0	36
Wallace	0	5	0	0/0	0/0	0	0	30
Hartline	0	4	0	0/0	0/0	0	0	24
Gibson	0	3	0	0/0	0/0	0	0	18
Matthews	0	2	0	0/0	0/0	0	0	12
L. Miller	2	0	0	0/0	0/0	0	0	12
Grimes	0	0	1	0/0	0/0	0	0	6
R. Jones	0	0	1	0/0	0/0	0	0	6
Sims	0	1	0	0/0	0/0	0	0	6
Tannehill	1	0	0	0/0	0/0	0	0	6
Thigpen	0	1	0	0/0	0/0	0	0	6
Wake	0	0	0	0/0	0/0	1	0	2
DOLPHINS	8	24	2	33/33	26/34	1	0	1317
OPPONENTS	14	17	2	33/33	34/40	1	0	1035

FIELD GOALS	1-19	20-29	30-39	40-49	50+
Sturgis	1/1	4/4	10/12	8/10	3/7
DOLPHINS	1/1	4/4	10/12	8/10	3/7
OPPONENTS	0/0	14/14	10/13	5/7	5/6

TWO-POINT CONVERSIONS
DOLPHINS 0-1, OPPONENTS 0-0

SACKS
Vernon 11.5, Wake 8.5, Odrick 4.5, Starks 4

Shelby 2.5, Carroll 2, Jordan 2, Misi 2, R. Jones 1.5, Ellerbe 1, Patterson 1, Soliai 1, Wheeler 0.5

DOLPHINS 42.0, OPPONENTS 58.0

STARTERS
WR – Brian Hartline (15)
LT – Bryant McKinnie (10), Jonathan Martin (6)
LG – Richie Incognito (8), Sam Brenner (4), Nate Garner (4)
C – Mike Pouncey (14), Nate Garner (2)
RG – John Jerry (16)
RT – Tyson Clabo (15), Jonathan Martin (1)
TE – Charles Clay (15), Dion Sims (1)
WR – Mike Wallace (16)
QB – Ryan Tannehill (16)
RB – Lamar Miller (15), Daniel Thomas (1)
WR – Rishard Matthews (5), Brandon Gibson (3)
2nd TE – Michael Egnew (5), Dion Sims (3)
3rd TE – Dion Sims (1)

DEFENSE
LE – Cameron Wake (15), Derrick Shelby (1)
DT – Randy Starks (13), Jared Odrick (3)
DT – Paul Soliai (15), Randy Starks (1)
RE – Olivier Vernon (15), Jared Odrick (1)
LOLB – Philip Wheeler (16)
ILB – Dannel Ellerbe (15), Jason Trusnik (1)
ROLB – Koa Misi (12), Jason Trusnik (1)
CB – Brent Grimes (16)
CB – Nolan Carroll (12), Dimitri Patterson (4)
SS – Chris Clemons (16)
FS – Reshad Jones (16)
5th DB – Jimmy Wilson (3)

* Indicates Rookie

2014 FINAL STATISTICS (8-8)

DATE	OPPONENT	SCORE	W/L	ATT.
9/7	NEW ENGLAND	33-20	W	70,630
9/14	at Buffalo	10-29	L	69,954
9/21	KANSAS CITY	15-34	L	70,313
9/28	at Oakland	38-14	W	83,436
10/12	GREEN BAY	24-27	L	70,875
10/19	at Chicago	27-14	W	62,413
10/26	at Jacksonville	27-13	W	65,633
11/02	SAN DIEGO	37-0	W	70,222
11/09	at Detroit	16-20	L	63,179
11/13	BUFFALO	22-9	W	71,573
11/23	at Denver	36-39	L	76,987
12/01	at New York Jets	16-13	W	78,160
12/07	BALTIMORE	13-28	L	70,244
12/14	at New England	13-41	L	68,756
12/21	MINNESOTA	37-35	W	66,203
12/28	NEW YORK JETS	24-37	L	70,220

TEAM STATISTICS	MIA.	OPP.
TOTAL FIRST DOWNS	361	309
Rushing	99	99
Passing	226	194
Penalty	36	16
Third Down: Made/Att.	80/200	98/223
Third Down Percentage ..	40.0	43.9
Fourth Down: Made/Atts ..	7/19	13/22
Fourth Down Percentage ..	36.8	59.1
POSSESSION AVG.	30:08	29:52
TOTAL NET YARDS	5601	5494
Average Per Game	350.1	343.4
Total Plays	1040	1029
Average Per Play	5.4	5.3
NET YARDS RUSHING	1872	1937
Average Per Game	117.0	121.1
Total Rushes	399	453
NET YARDS PASSING	3729	3557
Average Per Game	233.1	222.3
Sacked/Yards Lost	46/337	39/211
Gross Yards	4066	3768
Attempts/Completions	595/394	537/338
Completion Percentage ..	66.2	62.9
Had Intercepted	12	14
PUNTS/AVERAGE	59/45.6	61/42.5
NET PUNTING AVG.	59/38.6	61/38.2
PENALTIES/YARDS	81/635	105/920
FUMBLE/BALL LOST	27/11	19/11
TOUCHDOWNS	42	42
Rushing	12	13
Passing	27	27
Returns	3	2

Score By Quarters	1	2	3	4	OT	Total
DOLPHINS	53	108	137	90	0	388
OPPONENTS	74	84	85	130	0	373

RUSHING	NO.	YDS.	AVG.	LG	TD
Miller	216	1099	5.1	97t	8
Tannehill	56	311	5.6	40	1
Dan. Thomas..	44	168	3.8	15	2
Moreno	31	148	4.8	15	1
Damie. Williams	36	122	3.4	19	0
M. Wallace	4	16	4.0	12	0
L. James	3	9	3.0	5	0
Matthews	1	3	3.0	3	0
Darkwa	4	2	0.5	7	0
Moore	2	-2	-1.0	-1	0
Landry	2	-4	-2.0	4	0
DOLPHINS	399	1872	4.7	97t	12
OPPONENTS	453	1937	4.3	47	13

RECEIVING	NO.	YDS.	AVG.	LG	TD
Landry	84	758	9.0	25	5
M. Wallace	67	862	12.9	50	10
Clay	58	605	10.4	41	3
Hartline	39	474	12.2	35	2
Miller	38	275	7.2	20	1
Gibson	29	295	10.2	40	1
Sims	24	284	11.8	38	2
Damie. Williams	21	187	8.9	32	1
Dan. Thomas..	13	121	9.3	25	0
Matthews	12	135	11.3	23	2
Darkwa	3	31	10.3	17	0
Hoskins	3	21	7.0	14	0
Damie. Williams	1	14	14.0	14	0
Moreno	1	8	8.0	8	0
Tannehill	1	-4	-4.0	0	0
DOLPHINS	394	4066	10.3	50	27
OPPONENTS	338	3768	11.1	74t	27

INTERCEPTIONS	NO.	YDS.	AVG.	LG	TD
Grimes	5	80	16.0	32	1
R. Jones	3	62	20.7	50	0
Delmas	1	81	81.0	81t	1
Aikens	1	43	43.0	43	0
J. Wilson	1	31	31.0	31	0
Shelby	1	2	2.0	2	0
Stanford	1	0	0.0	0	0
Trusnik	1	0	0.0	0	0
DOLPHINS	14	299	21.4	81t	2
OPPONENTS	12	252	21.0	70	0

PUNTING	NO.	YDS.	AVG.	LG	BK
Fields	58	2688	46.3	60	1
DOLPHINS ..	59	2688	45.6	60	1
OPPONENTS ..	61	2593	42.5	64	3

PUNT RET.	NO.	YDS.	AVG.	LG	TD
Landry	25	204	8.2	32	0
DOLPHINS	25	204	8.2	32	0
OPPONENTS ..	36	349	9.7	47	0

KICKOFF RET.	NO.	YDS.	AVG.	LG	TD
Landry	34	954	28.1	74	0
Damie. Williams	5	102	20.4	26	0
Fede	1	13	13.0	13	0
Gamer	1	13	13.0	13	0
DOLPHINS	41	1082	26.4	74	0
OPPONENTS ..	46	1237	26.9	102t	1

SCORING	Ru	Pa	Rt	PAT	FG	S	2	TP
Sturgis	0	0	0	41/41	29/37	0	1	28
M. Wallace	0	10	0	0/0	0/0	0	0	60
Miller	8	1	0	0/0	0/0	0	0	54
Landry	0	5	0	0/0	0/0	0	0	30
Clay	0	3	0	0/0	0/0	0	0	18
D. Thomas	2	0	0	0/0	0/0	0	1	14
Hartline	0	2	0	0/0	0/0	0	0	12
Matthews	0	2	0	0/0	0/0	0	0	12
Sims	0	2	0	0/0	0/0	0	0	12
Delmas	0	0	1	0/0	0/0	0	0	6
Finnegan ..	0	0	1	0/0	0/0	0	0	6
Gibson	0	1	0	0/0	0/0	0	0	6
Grimes	0	0	1	0/0	0/0	0	0	6
Moreno	1	0	0	0/0	0/0	0	0	6
Tannehill ..	1	0	0	0/0	0/0	0	0	6
Damie. Williams	0	1	0	0/0	0/0	0	0	6
Fede	0	0	0	0/0	0/0	1	0	2
DOLPHINS 12	27	3	41/41	29/37	3	1	3	88
OPPONENTS 13	27	2	39/39	26/34	0	2	3	73

FIELD GOALS	1-19	20-29	30-39	40-49	50+
Sturgis	1/1	12/12	7/8	6/10	3/6
DOLPHINS	1/1	12/12	7/8	6/10	3/6
OPPONENTS ..	1/1	6/6	11/13	7/13	1/1

TWO-POINT CONVERSIONS
Dan. Thomas 1.

DOLPHINS 1-1, OPPONENTS 2-3
SACKS

Wake 11.5, Vernon 6.5, Starks 4.5, Jenkins 3.5, Shelby 3, Mitchell 2, Delmas 1, Fede 1, Freeny 1, R. Jones 1, Jordan 1, McCain 1, Misi 1, Odrick 1.

DOLPHINS 39.0, OPPONENTS 46.0
STARTERS

OFFENSE
 WR – Brian Hartline (16)
 LT – Brandon Albert (9), *Ja'Wuan James (7)
 LG – Daryn Colledge (13), Dallas Thomas (2), Shelley Smith (1)
 C – Samson Satele (16)
 RG – Mike Pouncey (12), Shelley Smith (2), Dallas Thomas (2)
 RT – *Ja'Wuan James (9), Dallas Thomas (5), Jason Fox (2)
 TE – Charles Clay (14), Dion Sims (1)
 WR – Mike Wallace (16)
 QB – Ryan Tannehill (16)
 RB – Lamar Miller (16)
 WR – *Jarvis Landry (11), Brandon Gibson (4)
 WR – Brandon Gibson (1)
 2nd TE – Dion Sims (1)

DEFENSE
 LE – Cameron Wake (16)
 DT – Randy Starks (15), Earl Mitchell (2)
 DT – Jared Odrick (16), Earl Mitchell (2)
 RE – Olivier Vernon (16)
 LB – Philip Wheeler (4), Jason Trusnik (1), Dion Jordan (1)
 LB – Koa Misi (11), Jason Trusnik (4), Kelvin Sheppard (1)
 LB – Jelani Jenkins (14), Dannel Ellerbe (1), Jason Trusnik (1)
 CB – Brent Grimes (16)
 CB – Cortland Finnegan (12), Jamar Taylor (2), R.J. Stanford (1), Jimmy Wilson (1)
 S – Louis Delmas (12), Jimmy Wilson (3), Michael Thomas (1)
 S – Reshad Jones (12), Jimmy Wilson (4)
 5th DB – Jimmy Wilson (5), Jamar Taylor (1), Michael Thomas (1)

* Indicates Rookie

PASSING	ATT.	COMP.	YDS.	PCT.	TD	INT.	LG	SCK/LST	RATING
Tannehill	590	392	4045	66.4	27	12	50	46/337	92.8
Mat. Moore	4	2	21	50.0	0	0	14	0/0	65.6
M. Wallace	1	0	0	-	0	0	0	0/0	39.6
DOLPHINS	595	394	4066	66.2	27	12	50	46/337	92.5
OPPONENTS	537	338	3768	62.9	27	14	74t	39/211	89.7

2015 FINAL STATISTICS (6-10)

DATE	OPPONENT	SCORE	W/L	ATT.
9/13	at Washington	17-10	W	76,512
9/20	at Jacksonville	20-23	L	65,443
9/27	BUFFALO	14-41	L	64,869
10/04	NEW YORK JETS	14-27	L	83,896
10/18	at Tennessee	38-10	W	62,342
10/25	HOUSTON	44-26	W	65,251
10/29	at New England	7-36	L	66,829
11/8	at Buffalo	17-33	L	70,214
11/15	at Philadelphia	20-19	W	69,596
11/22	DALLAS	14-24	L	65,115
11/29	at New York Jets	20-38	L	78,160
12/06	BALTIMORE	15-13	W	64,519
12/14	NEW YORK GIANTS	24-31	L	65,408
12/20	at San Diego	14-30	L	66,672
12/27	INDIANAPOLIS	12-18	L	65,482
1/3/16	NEW ENGLAND	20-10	W	62,918

TEAM STATISTICS	MIA.	OPP.
TOTAL FIRST DOWNS	291	351
Rushing	72	112
Passing	194	203
Penalty	25	36
Third Down: Made/Atts.	63/205	96/221
Third Down Percentage	30.7	43.4
Fourth Down: Made/Atts.	8/22	4/12
Fourth Down Percentage	36.4	33.3
POSSESSION AVG.	27:22	32:28
TOTAL NET YARDS	5307	6019
Average Per Game	331.7	376.2
Total Plays	977	1075
Average Per Play	5.4	5.6
NET YARDS RUSHING	1496	2019
Average Per Game	93.5	126.2
Total Rushes	344	502
NET YARDS PASSING	3811	4000
Average Per Game	238.2	250.0
Sacked/Yards Lost	45/420	31/225
Gross Yards	4231	4225
Attempts/Completions	588/365	542/350
Completion Percentage	62.1	64.6
Had Intercepted	12	13
PUNTS/AVERAGE	92/47.6	77/45.7
NET PUNTING AVG.	92/39.7	77/38.6
PENALTIES/YARDS	134/1090	121/1005
FUMBLES/BALL LOST	23/7	12/3
TOUCHDOWNS	39	46
Rushing	11	13
Passing	24	31
Returns	4	2

Score By Quarters	1	2	3	4	OT	Total
DOLPHINS	47	113	67	83	0	310
OPPONENTS	96	127	65	101	0	389

RUSHING	NO.	YDS.	AVG.	LG	TD
Miller	194	872	4.5	85t	8
Ajayi	49	187	3.8	24	1
Tannehill	32	141	4.4	28	1
Gray	31	122	3.9	16	0
Landry	18	113	6.3	22t	1
D. Williams	16	59	3.7	19	0
Matthews	1	4	4.0	4	0
M. Moore	3	-2	-0.7	0	0
DOLPHINS	344	1496	4.3	85t	11
OPPONENTS	502	2019	4.0	53	13

RECEIVING	NO.	YDS.	AVG.	LG	TD
Landry	110	1157	10.5	50t	4
Miller	47	397	8.4	54t	2
Matthews	43	662	15.4	53t	4

PASSING	ATT.	COMP.	YDS.	PCT.	TD	INT.	LG	SCK/LST	RATING
Tannehill	586	363	4208	61.9	24	12	54t	45/420	88.7
Mat. Moore	1	1	14	100.0	0	0	14	0/0	118.8
Landry	1	1	9	100.0	0	0	9	0/0	104.2
DOLPHINS	588	365	4231	62.1	24	12	54t	45/420	88.9
OPPONENTS	542	350	4225	64.6	31	13	84t	31/225	97.4

Cameron	35	386	11.0	29	3
Stills	27	440	16.3	47t	3
Parker	26	494	19.0	49	3
D. Williams	21	142	6.8	23	1
Jennings	19	208	10.9	31	1
Sims	18	127	7.1	22	1
Ajayi	7	90	12.9	20	0
Gray	6	72	12.0	25	0
Stoneburner	5	47	9.4	13	2
Tannehill	1	9	9.0	9	0
DOLPHINS	365	4231	11.6	54t	24
OPPONENTS	350	4225	12.1	84t	31

INTERCEPTIONS	NO.	YDS.	AVG.	LG	TD
R. Jones	5	104	20.8	42	2
Grimes	4	20	5.0	17	0
Bowman	1	38	38.0	38	0
Shelby	1	22	22.0	22t	1
Hewitt	1	0	0.0	0	0
Br. McCain	1	0	0.0	0	0
DOLPHINS	13	184	14.2	42	3
OPPONENTS	12	176	14.7	43t	2

PUNTING	NO.	YDS.	AVG.	LG	BK
Darr	92	4380	47.6	70	0
DOLPHINS	92	4380	47.6	70	0
OPPONENTS	77	3520	45.7	67	1

PUNT RET.	NO.	YDS.	AVG.	LG	TD
Landry	36	356	9.9	69t	1
Grimes	4	59	14.8	28	0
Matthews	1	9	9.0	9	0
DOLPHINS	41	424	10.3	69t	1
OPPONENTS	50	526	10.5	58	0

KICKOFF RET.	NO.	YDS.	AVG.	LG	TD
D. Williams	21	457	21.8	37	0
Landry	13	321	24.7	50	0
L. James	2	54	27.0	29	0
Jones	2	43	21.5	25	0
Mostert	2	57	28.5	32	0
Ajayi	1	20	20.0	20	0
Sheppard	1	0	0.0	0	0
Vigil	1	6	6.0	6	0
DOLPHINS	43	958	22.3	50	0
OPPONENTS	23	508	22.1	41	0

SCORING	Ru	Pa	Rt	PAT	FG	S	2	P
Franks	0	0	0	33/36	13/16	0	0	7/2
Miller	8	2	0	0/0	0/0	0	0	6/0
Landry	1	4	1	0/0	0/0	0	1	3/8
Matthews	0	4	0	0/0	0/0	0	0	2/4
Cameron	0	3	0	0/0	0/0	0	0	1/8
Parker	0	3	0	0/0	0/0	0	0	1/8
Stills	0	3	0	0/0	0/0	0	0	1/8
Jones	0	0	2	0/0	0/0	0	0	1/2
Stoneburner	0	2	0	0/0	0/0	0	0	1/2
Ajayi	1	0	0	0/0	0/0	0	1	8
Jennings	0	1	0	0/0	0/0	0	0	6
Shelby	0	0	1	0/0	0/0	0	0	6
Sims	0	1	0	0/0	0/0	0	0	6
Tannehill	1	0	0	0/0	0/0	0	0	6
D. Williams	0	1	0	0/0	0/0	0	0	6
DOLPHINS	11	24	4	33/36	13/16	0	2	31/0
OPPONENTS	13	31	2	42/45	21/29	4	0	38/9

FIELD GOALS	1-19	20-29	30-39	40-49	50+
Franks	1/1	3/3	4/4	4/6	1/2
DOLPHINS	1/1	3/3	4/4	4/6	1/2
OPPONENTS	0/0	5/5	9/10	4/9	3/5

TWO-POINT CONVERSIONS
Ajayi 1, Landry 1.

DOLPHINS 2-3, OPPONENTS 0-1
SACKS

Vernon 7.5, Wake 7, Suh 6, Shelby 3.5, Jones 2, Phillips 2, Kovacs 1, C. McCain 1, D. Moore 1.

DOLPHINS 31.0, OPPONENTS 45.0

STARTERS

OFFENSE
 WR – Kenny Stills (8), Greg Jennings (5)
 LT – Brandon Albert (14), Jason Fox (2)
 LG – Dallas Thomas (16)
 C – Mike Pouncey (14), *Jamil Douglas (2)
 RG – Billy Turner (12), *Jamil Douglas (4)
 RT – Jason Fox (9), Ja’Wuan James (7)
 TE – Jordan Cameron (16)
 WR – Rishard Matthews (11), DeVante Parker (4)
 QB – Ryan Tannehill (16)
 RB – Lamar Miller (16)
 WR – Jarvis Landry (14), Matt Hazel (1)
 2nd TE – Dion Sims (4), Jake Stoneburner (1)

DEFENSE
 LE – Derrick Shelby (8), Cameron Wake (7)
 DT – Ndamukong Suh (16)
 DT – Earl Mitchell (12), *Jordan Phillips (4)
 RE – Olivier Vernon (16)
 LB – Koa Misi (13), Zach Vigil (2)
 LB – Kelvin Sheppard (13), Jelani Jenkins (1)
 LB – Jelani Jenkins (12), Neville Hewitt (2)
 CB – Brent Grimes (15), Brice McCain (1)
 CB – Brice McCain (10), Jamar Taylor (5), *Bobby McCain (1)
 S – Michael Thomas (13), Walt Aikens (3)
 S – Reshad Jones (16)
 5th DB – Bobby McCain (3), Walt Aikens (2), Shamiel Gary (1), Jamar Taylor (1)

* Indicates Rookie

2016 FINAL STATISTICS (10-6)

DATE	OPPONENT	SCORE	W/L	ATT.
9/11	at Seattle	10-12	L	69,012
9/18	at New England	24-31	L	66,829
9/25	CLEVELAND	30-24(OT)	W	65,176
9/29	at Cincinnati	7-22	L	60,834
10/9	TENNESSEE	17-30	L	64,425
10/16	PITTSBURGH	30-15	W	65,351
10/23	BUFFALO	28-25	W	65,658
11/6	N.Y. JETS	27-23	W	65,722
11/13	at San Diego	31-24	W	55,107
11/20	at Los Angeles	14-10	W	83,483
11/27	SAN FRANCISCO	31-24	W	65,856
12/4	at Baltimore	6-38	L	70,916
12/11	ARIZONA	26-23	W	65,750
12/17	at N.Y. Jets	34-13	W	78,160
12/24	at Buffalo	34-31(OT)	W	64,690
1/1/17	NEW ENGLAND	14-35	L	66,163

TEAM STATISTICS	MIA.	OPP.
TOTAL FIRST DOWNS	278	349
Rushing	90	109
Passing	167	199
Penalty	21	41
3rd Down: Made/Att.	69/188	77/213
3rd Down Pct.	36.7	36.2
4th Down: Made/Att.	0/4	9/16
4th Down Pct.	0.0	56.3
POSSIBLE AVG	28:23	31:37
TOTAL NET YARDS	5324	6122
Avg. Per Game	332.8	382.6
Total Plays	912	1088
Avg. Per Play	5.8	5.6
NET YARDS RUSHING	1824	2247
Avg. Per Game	114.0	140.4
Total Rushes	405	464
NET YARDS PASSING	3500	3875
Avg. Per Game	218.8	242.2
Sacked/Yards Lost	30/216	33/226
Gross Yards	3716	4101
Att./Completions	477/316	591/368
Completion Pct.	66.2	62.3
Had Intercepted	15	16
PUNTS/AVERAGE	90/44.3	74/41.8
NET PUNTING AVG	90/39.9	74/37.4
PENALTIES/YARDS	125/1141	109/919
FUMBLES/BALL LOST	26/8	24/9
TOUCHDOWNS	45	43
Rushing	14	12
Passing	27	30
Returns	4	1

Score By Quarters	1	2	3	4	OT	Total
DOLPHINS	41	101	111	101	9	363
OPPONENTS	110	95	58	117	0	380

RUSHING	NO.	YDS.	AVG.	LG	TD
Ajayi	260	1272	4.9	62t	8
Drake	33	179	5.4	45t	2
Tannehill	39	164	4.2	18	1
D. Williams	35	115	3.3	23	3
Foster	22	55	2.5	9	0
Peard	8	22	2.8	4	0
Landry	5	17	3.4	13	0
Grant	1	1	1.0	1	0
Darr	1	0	0.0	0	0
Moore	1	-1	-1.0	-1	0

DOLPHINS	405	1824	4.5	62t	14
OPPONENTS	464	2247	4.8	60t	12

RECEIVING	NO.	YDS.	AVG.	LG	TD
Landry	94	1136	12.1	71	4

PASSING	ATT.	COMP.	YDS.	PCT.	TD	INT.	LG	SCK/LST	RATING
Tannehill	389	261	2995	67.1	19	12	74t	29/216	93.5
Moore	87	55	721	63.2	8	3	66t	1/0	105.6
Landry	1	0	0	0.0	0	0	0	0/0	39.6
DOLPHINS	477	316	3716	66.2	27	15	74t	30/216	95.5
OPPONENTS	591	368	4101	62.3	30	16	77t	33/226	88.5

Parker	56	744	13.3	56t	4
Stills	42	726	17.3	74t	9
Ajayi	27	151	5.6	15	0
Sims	26	256	9.8	28	4
D. Williams	23	249	10.8	58	3
Gray	14	174	12.4	53	0
Drake	9	46	5.1	9	0
Cameron	8	60	7.5	13	1
D. Jones	7	61	8.7	24	1
Foster	6	78	13.0	50	0
Carroo	3	29	9.7	15t	1
Peard	1	6	6.0	6	0

DOLPHINS	316	3716	11.8	74t	27
OPPONENTS	368	4101	11.1	77t	30

INTERCEPTIONS	NO.	YDS.	AVG.	LG	TD
Lippett	4	0	0.0	0	0
Alonso	2	70	35.0	60t	1
Maxwell	2	29	14.5	27	0
Abdul-Quddus	2	16	8.0	9	0
R. Jones	1	17	17.0	17	0
Phillips	1	17	17.0	17	0
Rambo	1	17	17.0	17	0
Wake	1	12	12.0	12	0
Hull	1	8	8.0	8	0
McCain	1	0	0.0	0	0
DOLPHINS	16	186	11.6	60t	1
OPPONENTS	15	106	7.1	53	1

PUNTING	NO.	YDS.	AVG.	LG	BK
Darr	90	3991	44.3	66	0
DOLPHINS	90	3991	44.3	66	0
OPPONENTS	74	3095	41.8	62	1

PUNT RET.	NO.	YDS.	AVG.	LG	TD
Grant	20	165	8.3	74t	1
Landry	16	163	10.2	20	0
DOLPHINS	36	328	9.1	74t	1
OPPONENTS	37	300	8.1	30	0

KICKOFF RET.	NO.	YDS.	AVG.	LG	TD
Grant	19	439	23.1	45	0
Drake	13	397	30.5	96t	1
D. Williams	2	32	16.0	17	0
Gray	1	11	11.0	11	0
DOLPHINS	35	879	25.1	96t	1
OPPONENTS	31	632	20.4	44	0

SCORING	Ru	Pa	Rt	PAT	FG	S	2	TP
Franks	0	0	0	41/42	16/21	0	0	89
Stills	0	9	0	0/0	0/0	0	0	54
Ajayi	8	0	0	0/0	0/0	0	0	48
D. Williams	3	3	0	0/0	0/0	0	0	36
Landry	0	4	0	0/0	0/0	0	1	26
Parker	0	4	0	0/0	0/0	0	0	24
Sims	0	4	0	0/0	0/0	0	0	24
Drake	2	0	1	0/0	0/0	0	0	18
Aikens	0	0	1	0/0	0/0	0	1	8
Alonso	0	0	1	0/0	0/0	0	0	6
Cameron	0	1	0	0/0	0/0	0	0	6
Carroo	0	1	0	0/0	0/0	0	0	6
Grant	0	0	1	0/0	0/0	0	0	6
D. Jones	0	1	0	0/0	0/0	0	0	6
Tannehill	1	0	0	0/0	0/0	0	0	6
DOLPHINS	14	27	4	41/42	16/21	0	2	363
OPPONENTS	12	30	1	34/38	26/35	0	5	380

FIELD GOALS	1-19	20-29	30-39	40-49	50+
Franks	0/0	8/10	6/6	1/3	1/2
DOLPHINS	0/0	8/10	6/6	1/3	1/2
OPPONENTS	0/0	8/8	6/7	10/17	2/3

TWO-POINT CONVERSIONS	
Landry	1

DOLPHINS 1-2, OPPONENTS 5-5	
DOLPHINS	1
OPPONENTS	5

DEFENSIVE TWO-POINT CONVERSIONS	
Aikens	1

DOLPHINS 1, OPPONENTS 0	
DOLPHINS	1
OPPONENTS	0

SACKS	
Wake	11.5
Branch	5.5
Suh	5
J. Jones	3.5
M. Williams	1.5
Abdul-Quddus	1
Hewitt	1
McCain	1
M. Thomas	1
R. Jones	0.5
Phillips	0.5
TEAM	1

DOLPHINS 33.0, OPPONENTS 30.0	
DOLPHINS	33.0
OPPONENTS	30.0

STARTERS
WR - Kenny Stills (16)
LT - Brandon Albert (12), *Laremy Tunsil (2), Billy Turner (1), Sam Young (1)
LG - *Laremy Tunsil (12), Kraig Urbik (2), D. Thomas (1), Billy Turner (1)
C - Anthony Steen (7), Mike Pouncey (5), Kraig Urbik (4)
RG - Jermon Bushrod (16)
RT - Ja'Wuan James (16)
TE - Dion Sims (11), Jordan Cameron (3), Dominique Jones (2)

WR - Jarvis Landry (16)
QB - Ryan Tannehill (13), Matt Moore (3)
RB - Jay Ajayi (12), Arian Foster (2), *Kerwyn Drake (1)
WR - DeVante Parker (8), *Leonte Carroo (1)
4th WR - *Leonte Carroo (1)
2nd TE - MarQueis Gray (7)

DEFENSE
DE - Andre Branch (11), Jason Jones (5)
DT - Ndamukong Suh (16)
DT - Jordan Phillips (11), Earl Mitchell (5)
DE - Cameron Wake (11), Mario Williams (5)
LB - Donald Butler (5), Jelani Jenkins (5), Spencer Paysinger (3), Koa Misi (2)
LB - Kiko Alonso (15), Mike Hull (1)
LB - Neville Hewitt (5), Jelani Jenkins (2)
CB - Tony Lippett (13), Byron Maxwell (3)
CB - Byron Maxwell (10), *Xavier Howard (6)
S - Reshad Jones (6), Michael Thomas (6), Bacarri Rambo (4)
S - Isa Abdul-Quddus (15), Bacarri Rambo (1)
5th DB - Bobby McCain (8), Michael Thomas (2)

* Indicates Rookie

2017 FINAL STATISTICS (6-10)

DATE	OPPONENT	SCORE	W/L	ATT.
9/17	at L.A. Chargers	19-17	W	25,381
9/24	at N.Y. Jets	6-20	L	77,562
10/1	NEW ORLEANS	0-20	L	84,423
10/8	TENNESSEE	16-10	W	65,135
10/15	at Atlanta	20-17	W	70,593
10/22	N.Y. JETS	31-28	W	65,025
10/26	at Baltimore	0-40	L	70,408
11/5	OAKLAND	24-27	L	65,139
11/13	at Carolina	21-45	L	72,790
11/19	TAMPA BAY	20-30	L	65,089
11/26	at New England	17-35	L	65,878
12/3	DENVER	35-9	W	65,092
12/11	NEW ENGLAND	27-20	W	65,458
12/17	at Buffalo	16-24	L	62,202
12/24	at Kansas City	13-29	L	65,325
12/31	BUFFALO	16-22	L	65,571

TEAM STATISTICS	MIA.	OPP.
TOTAL FIRST DOWNS	284	319
Rushing	66	88
Passing	187	190
Penalty	31	41
3rd Down: Made/Att.....	64/202	75/203
3rd Down Pct.....	31.7%	36.9%
4th Down: Made/Att.....	7/24	2/8
4th Down Pct.....	29.2%	25.0%
POSSESSION AVG.....	29:25	30:35
TOTAL NET YARDS.....	4923	5371
Avg. Per Game	307.7	335.7
Total Plays	995	989
Avg. Per Play	4.9	5.4
NET YARDS RUSHING	1388	1768
Avg. Per Game	86.8	110.5
Total Rushes	360	431
NET YARDS PASSING	3535	3603
Avg. Per Game	220.9	225.2
Sacked/Yards Lost.....	33/257	30/185
Gross Yards	3792	3788
Attempts/Completions	602/373	528/339
Completion Pct.....	62.0%	64.2%
Had Intercepted	21	9
PUNTS/AVERAGE.....	83/44.5	76/45.8
NET PUNTING AVG.....	40.7	41.4
PENALTIES/YARDS.....	137/1154	122/1077
FUMBLES/BALLS LOST	23/8	21/6
TOUCHDOWNS	31	45
Rushing	4	14
Passing	24	26
Returns	3	5

Score By Quarters	1	2	3	4	OT	Total
DOLPHINS.....	41	67	71	102	0	281
OPPONENTS.....	71	148	94	80	0	393

RUSHING	NO.	YDS.	AVG.	LG	TD
Drake.....	133	644	4.8	66t	3
Ajayi.....	138	465	3.4	21	0
Williams.....	46	181	3.9	69	0
Cutler.....	19	32	1.7	9	0
Perry.....	8	30	3.8	12	0
Gray.....	5	14	2.8	5	0
Grant.....	3	12	4.0	7	0
Moore.....	3	9	3.0	7	0
Fales.....	4	8	2.0	3	1
Landry.....	1	-7	-7.0	-7	0
DOLPHINS.....	360	1388	3.9	69	4
OPPONENTS	431	1768	4.1	69	14

RECEIVING	NO.	YDS.	AVG.	LG	TD
Landry.....	112	987	8.8	49	9
Stills.....	58	847	14.6	61t	6
Parker.....	57	670	11.8	36	1
J. Thomas.....	41	388	9.5	27	3
Drake.....	32	239	7.5	47	1
Williams.....	20	155	7.8	24	1
Ajayi.....	14	67	4.8	15	0
Grant.....	13	203	15.6	65t	2
Fasano.....	12	107	8.9	29	1
Carroo.....	7	69	9.9	21	0
D. Smith.....	3	27	9.0	13	0
Derby.....	2	20	10.0	11	0
Gray.....	1	10	10.0	10	0
Perry.....	1	3	3.0	3	0
DOLPHINS.....	373	3792	10.2	65t	24
OPPONENTS	339	3788	11.2	69t	26

INTERCEPTIONS	NO.	YDS.	AVG.	LG	TD
Howard.....	4	71	17.8	30t	1
Jones.....	2	15	7.5	15	0
McCain.....	2	6	3.0	6	0
McDonald.....	1	7	7.0	7	0
DOLPHINS.....	9	99	11.0	30t	1
OPPONENTS	21	375	17.9	65t	3

PUNTING	NO.	YDS.	AVG.	LG	BK
Haack.....	83	3695	44.5	64	0
DOLPHINS ..	83	3695	44.5	64	0
OPPONENTS	76	3477	45.8	71	1

PUNT RET.	NO.	YDS.	AVG.	LG	TD
Grant.....	25	190	7.6	27	0
Landry.....	12	81	6.8	16	0
DOLPHINS.....	37	271	7.3	27	0
OPPONENTS	35	220	6.3	23	0

KICKOFF RET.	NO.	YDS.	AVG.	LG	TD
Parkey.....	21	479	22.8	31	0
Perry.....	10	202	20.2	37	0
Drake.....	7	147	21.0	34	0
Derby.....	1	11	11.0	11	0
Landry.....	1	-5	-5.0	-5	0
DOLPHINS.....	40	834	20.9	37	0
OPPONENTS	34	665	19.6	36	0

SCORING	Ru	Pa	Rt	PAT	FG	S	2	TP
Parkey.....	0	0	0	26/29	2/3	0	0	89
Landry.....	0	9	0	0/0	0/0	0	0	54
Stills.....	0	6	0	0/0	0/0	0	0	36
Drake.....	3	1	0	0/0	0/0	0	1	26
J. Thomas.....	0	3	0	0/0	0/0	0	0	18
Jones.....	0	2	0	0/0	0/0	0	0	12
Grant.....	0	2	0	0/0	0/0	0	0	12
Howard.....	0	1	0	0/0	0/0	0	0	6
Parker.....	0	1	0	0/0	0/0	0	0	6
Fasano.....	0	1	0	0/0	0/0	0	0	6
D. Williams.....	0	1	0	0/0	0/0	0	0	6
Fales.....	1	0	0	0/0	0/0	0	0	6
Perry.....	0	0	0	0/0	0/0	1	0	2
DOLPHINS	4	24	3	26/29	21/23	2	1	281
OPPONENTS	14	26	5	42/42	27/35	0	0	393

FIELD GOALS	1-19	20-29	30-39	40-49	50+
Parkey.....	0/0	6/6	8/8	6/7	1/2
DOLPHINS.....	0/0	6/6	8/8	6/7	1/2
OPPONENTS ..	0/0	4/10	10/10	17	3/4

TWO-POINT CONVERSIONS
Drake 1.

DOLPHINS 1-2, OPPONENTS 0-3
None.

DEFENSIVE TWO-POINT CONVERSIONS
None.

DOLPHINS 0, OPPONENTS 0
None.

SACKS
Wake 10.5, Branch 4.5, Suh 4.5, Phillips 2.0, Harris 2.0, Jones 1.5, McCain 1.0, Howard 1.0, Malveaux 1.0, Hayes 1.0, Alonso 1.0.

DOLPHINS 30.0, OPPONENTS: 32.0
None.

STARTERS
WR - Kenny Stills (16)

OFFENSE
LT - Laremy Tunsil (15), Zach Sterup (1)
LG - Ted Larsen (8), Anthony Steen (6), Jesse Davis (2)
C - Mike Pouncey (16)
RG - Jermon Bushrod (10), Jesse Davis (6)
RT - Ja'Wuan James (8), Sam Gray (6), Jesse Davis (2)

TE - Julius Thomas (12), Anthony Fasano (3)
WR - DeVante Parker (12)
QB - Jay Cutler (14), Matt Moore (2)
RB - Jay Ajayi (7), Kenyan Drake (5), Damien Williams (4)

WR - Jarvis Landry (16)
2nd RB - Kenyan Drake (1)
2nd TE - Anthony Fasano (4)

DEFENSE
DE - Andre Branch (14), *Charles Harris (2)
DT - Ndamukong Suh (16)
DT - Jordan Phillips (11), *Davon Godchaux (5)
DE - Cameron Wake (16)
LB - Kiko Alonso (16)
LB - Lawrence Timmons (14)
LB - *Chase Allen (4), Rey Mauluga (4), Mike Hull (3)

CB - *Cordrea Tankersley (11), Bobby McCain (2), Byron Maxwell (2), Alterraun Verner (1)
CB - Xavier Howard (16)
S - Reshad Jones (16)
S - Reshad Jones (8), Nate Allen (7), Michael Thomas (1)
5DB - Bobby McCain (5), Michael Thomas (1), Alterraun Verner (1)

* Indicates Rookie

PASSING	ATT.	COMP.	YDS.	PCT.	TD	INT.	LG	SCK/LST	RATING
Cutler.....	429	266	2666	62.0	19	14	65t	20/154	80.8
Moore.....	127	78	861	61.4	4	5	61t	12/95	75.6
Fales.....	43	29	265	67.4	1	1	26	1/8	82.0
Landry.....	1	0	0	0.0	0	0	0	0/0	39.6
Haack.....	1	0	0	0.0	0	1	0	0/0	0.0
Gray.....	1	0	0	0.0	0	0	0	0/0	39.6
DOLPHINS.....	602	373	3792	62.0	24	21	65t	33/257	78.7
OPPONENTS.....	528	339	3788	64.2	26	9	69t	30/185	94.8

DOLPHINS INDIVIDUAL RECORDS

The following individual records relate solely to service with the Miami Dolphins. They include National Football League regular-season statistics only – with the exception of those single-game records marked by “*” or “**.”

* Playoff game **Super Bowl

1966-77: 14 games	1983-86: 16 games
1978-81: 16 games	1987: 15 games
1982: 9 games	1988-2017: 16 games

SERVICE

MOST SEASONS

- 17 Dan Marino (1983-99)
- 15 Bob Kuechenberg (1970-84)
- 14 Bob Griese (1967-80)
- 14 Don Strock (1974-87)
- 13 Nat Moore (1974-86)
- 13 Jason Taylor (1997-2007, 2009, 2011)
- 13 John Denney (2005-17)
- 12 Larry Little (1969-80)
- 12 Ed Newman (1973-85)
- 12 Bruce Hardy (1978-89)
- 12 Jim Jensen (1981-92)
- 12 Zach Thomas (1996-2007)

MOST GAMES PLAYED

- 242 Dan Marino (1983-99)
- 208 John Denney (2005-17)
- 204 Jason Taylor (1997-2007, 2009, 2011)
- 196 Bob Kuechenberg (1970-84)
- 183 Nat Moore (1974-86)
- 168 Zach Thomas (1996-2007)
- 167 Ed Newman (1973-85)
- 166 Vern Den Herder (1971-82)
- 164 Jim Jensen (1981-92)
- 164 Richmond Webb (1990-00)
- 163 Don Strock (1974-87)
- 161 Bob Griese (1967-80)
- 159 Larry Little (1969-80)
- 157 Tim Bowens (1994-04)
- 156 Tim Ruddy (1994-03)
- 155 Olindo Mare (1997-2006)
- 151 Bruce Hardy (1978-89)

MOST CONSECUTIVE GAMES PLAYED

- 208 John Denney (1st in 2005 through 16th in 2017 - current)
- 130 Jason Taylor (15th in 1999 through 16th in 2007)
- 128 Jim Langer (10th in 1970 through 9th in 1979)
- 128 Brandon Fields (1st in 2007 through 16th in 2014 - current)
- 127 Garo Yepremian (2nd in 1970 through 16th in 1978)
- 125 Bob Baumhower (1st in 1977 through 14th in 1984)

- 118 Richmond Webb (3rd in 1991 through 8th in 1998)
- 116 Olindo Mare (1st in 1997 through 4th in 2004)
- 107 Dwight Stephenson (1st in 1980 through 2nd in 1987)
- 104 Jeff Cross (1st in 1988 through 8th in 1994)
- 104 Tim Bowens (1st in 1994 through 8th in 2000)
- 104 Vernon Carey (4th in 2004 through 12th in 2010)

MOST STARTS

- 240 Dan Marino (1983-99)
- 186 Jason Taylor (1997-2007, 2009, 2011)
- 176 Bob Kuechenberg (1970-84)
- 168 Zach Thomas (1996-2007)
- 162 Richmond Webb (1990-2000)
- 155 Tim Bowens (1994-04)
- 152 Bob Griese (1967-80)
- 152 Larry Little (1969-80)
- 144 Vern Den Herder (1971-82)
- 140 Tim Ruddy (1994-2003)

MOST CONSECUTIVE STARTS

- 130 Jason Taylor (15th in 1999 through 16th in 2007)
- 118 Richmond Webb (3rd in 1991 through 8th in 1998)
- 109 Jim Langer (1st in 1972 through 9th in 1979)
- 95 Dan Marino (6th in 1987 through 5th in 1993)
- 92 Tim Bowens (3rd in 1994 through 14th in 1999)
- 91 Norm Evans (3rd in 1969 through 9th in 1975)
- 87 Dick Anderson (12th in 1968 through 14th in 1974)
- 87 Vernon Carey (7th in 2005 through 12th in 2010)
- 86 Bob Baumhower (1st in 1977 through 8th in 1982)
- 84 Jake Scott (1st in 1970 through 14th in 1975)
- 81 Vern Den Herder (1st in 1972 through 11th in 1977)
- 81 Jeff Cross (16th in 1988 through 16th in 1993)
- 81 Keith Sims (11th in 1991 through 11th in 1996)
- 80 Randy McMichael (1st in 2002 through 16th in 2006)

MOST PRO BOWLS

- 9 Dan Marino (1983-87, 1991-92, 1994-95)
- 7 Richmond Webb (1990-96)
- 7 Zach Thomas (1999-2003, 2005-06)
- 6 Bob Griese (1970-71, 1973-74, 1977-78)
- 6 Jim Langer (1973-78)
- 6 Bob Kuechenberg (1974-75, 1977-78, 1982-83)
- 6 Jason Taylor (2000, 2002, 2004-07)
- 5 Larry Csonka (1970-74)

- 5 Paul Warfield (1970-74)
- 5 Jake Scott (1971-75)
- 5 Bob Baumhower (1979, 1981-84)
- 5 Dwight Stephenson (1983-87)
- 5 John Offerdahl (1986-90)
- 5 Mark Clayton (1984-86, 1988, 1991)
- 5 Cameron Wake (2010, 2012-14, 2016)

MOST CONSECUTIVE PRO BOWLS

- 7 Richmond Webb (1990-96)
- 6 Jim Langer (1973-78)
- 5 Larry Csonka (1970-74)
- 5 Paul Warfield (1970-74)
- 5 Jake Scott (1971-75)
- 5 Dan Marino (1983-87)
- 5 Dwight Stephenson (1983-87)
- 5 John Offerdahl (1986-90)
- 5 Zach Thomas (1999-2003)

MOST PRO BOWL STARTS

- 7 Dan Marino (1983-86, 1992, 1994-95)
- 5 Jim Langer (1973-77)
- 5 Jason Taylor (2000, 2002, 2004-06)
- 4 Dwight Stephenson (1983-86)
- 4 John Offerdahl (1986, 1988-90)
- 4 Richmond Webb (1992-95)
- 4 Cameron Wake (2010, 2012, 2014, 2016)
- 3 Larry Little (1972-74)
- 3 Jake Scott (1972-73, 1975)
- 3 Bob Baumhower (1979, 1981, 1983)
- 3 Sam Madison (1999-2001)
- 3 Zach Thomas (1999, 2002, 2006)
- 3 Jake Long (2009-11)

MOST CONSECUTIVE PRO BOWL STARTS

- 5 Jim Langer (1973-77)
- 4 Dwight Stephenson (1983-86)
- 4 Dan Marino (1983-86)
- 4 Richmond Webb (1992-95)
- 3 Larry Little (1972-74)
- 3 John Offerdahl (1988-90)
- 3 Sam Madison (1999-2001)
- 3 Jason Taylor (2004-06)
- 3 Jake Long (2009-11)

SCORING

MOST POINTS

Career

- 1,048 Olindo Mare (1997-06), 313 XPs, 245 FGs
- 830 Garo Yepremian (1970-78), 335 XPs, 165 FGs
- 774 Pete Stoyanovich (1989-95), 246 XPs, 176 FGs
- 540 Uwe von Schamann (1979-84), 237 XPs, 101 FGs
- 535 Dan Carpenter (2008-12), 154 XPs, 127 FGs

Season

- 144 Olindo Mare (1999), 27 XPs, 39 FGs
- 128 Caleb Sturgis (2014), 41 XPs, 29 FGs
- 124 Pete Stoyanovich (1992), 34 XPs, 30 FGs
- 121 Pete Stoyanovich (1991), 28 XPs, 31 FGs
- 118 Pete Stoyanovich (1995), 37 XPs, 27 FGs

Game

- 24 Paul Warfield (12/15/73 vs. Detroit), 4 TDs

- 24 Mark Ingram (11/27/94 at N.Y. Jets), 4 TDs
- 24 Ronnie Brown (9/21/08 at New England), 4 TDs

MOST POINTS BY A ROOKIE

Season

- 116 Fuad Reveiz (1985), 50 XPs, 22 FGs
- 111 Caleb Sturgis (2013), 33 XPs, 26 FGs
- 103 Dan Carpenter (2008), 40 XPs, 21 FGs

MOST CONSECUTIVE GAMES SCORING POINTS

- 121 Garo Yepremian (8th in 1970 through 16th in 1978)

MOST TOUCHDOWNS

Career

- 82 Mark Clayton (1983-92), 81 pass, 1 ret.
- 75 Nat Moore (1974-86), 74 pass, 1 run
- 59 Mark Duper (1982-92), 59 pass
- 57 Larry Csonka (1968-74, 1979), 53 run, 4 pass
- 54 Ricky Williams (2002-03, 2005, 2007-10), 48 run, 6 pass

Season

- 18 Mark Clayton (1984), 18 pass
- 17 Ricky Williams (2002), 16 run, 1 pass
- 16 Karim Abdul-Jabbar (1997), 15 run, 1 pass
- 16 Lamar Smith (2000), 14 run, 2 pass
- 14 Mark Clayton (1988), 14 pass

Game

- 4 Paul Warfield (12/15/73 vs. Detroit), 4 pass
- 4 Mark Ingram (11/27/94 at N.Y. Jets), 4 pass
- 4 Ronnie Brown (9/21/08 at New England), 4 run

MOST TOUCHDOWNS BY A ROOKIE

Season

- 13 Ron Davenport (1985), 11 run, 2 pass
- 11 Karim Abdul-Jabbar (1996), 11 run
- 8 Andra Franklin (1981), 7 run, 1 pass
- 7 Larry Csonka (1968), 6 run, 1 pass
- 7 Troy Stradford (1987), 6 run, 1 pass
- 7 Chris Chambers (2001), 7 pass

Game

- 3 Ronald Scott (10/11/87 vs. Kansas City), 3 run
- 3 Troy Stradford (12/7/87 vs. N.Y. Jets), 3 run
- 3 Sammie Smith (12/10/89 vs. New England), 3 run

MOST CONSECUTIVE GAMES SCORING A TOUCHDOWN

- 6 Paul Warfield (4th through 9th in 1971)
- 6 Mark Clayton (13th through 16th in 1988 and 2nd through 3rd in 1989)
- 6 Ricky Williams (16th in 2002 and 1st through 5th in 2003)

MOST FIELD GOALS

Career

- 245 Olindo Mare (1997-06), 303 att.
- 176 Pete Stoyanovich (1989-95), 222 att.
- 165 Garo Yepremian (1970-78), 242 att.
- 127 Dan Carpenter (2008-12), 155 att.
- 101 Uwe von Schamann (1979-84), 149 att.

Season

- 39 Olindo Mare (1999), 46 att.
- 31 Pete Stoyanovich (1991), 37 att.
- 30 Pete Stoyanovich (1992), 37 att.
- 30 Dan Carpenter (2010), 41 att.
- 29 Dan Carpenter (2011), 34 att.
- 29 Caleb Sturgis (2014), 37 att.

Game

- 6 Olindo Mare (10/17/99 at New England), 6 att.
- 5 Garo Yepremian (9/26/71 at Buffalo), 6 att.
- 5 Olindo Mare (12/31/06 at Indianapolis), 5 att.
- 5 Dan Carpenter (10/24/10 vs. Pittsburgh), 5 att.
- 5 Dan Carpenter (10/31/10 at Cincinnati), 5 att.
- 4 24 times (last – Cody Parkey, 9/17/17 at L.A. Chargers, 4 att.)

MOST FIELD GOALS BY A ROOKIE**Season**

- 26 Caleb Sturgis (2013), 34 att.
- 22 Fuad Reveiz (1985), 27 att.
- 21 Uwe von Schamann (1979), 29 att.
- 21 Dan Carpenter (2008), 25 att.

Game

- 4 Dan Carpenter (11/2/08 at Denver), 4 att.
- 3 14 times (last – Caleb Sturgis, 12/1/13 at N.Y. Jets)

MOST CONSECUTIVE GAMES SCORING A FIELD GOAL

- 20 Garo Yepremian (10th in 1970 through 1st in 1972)
- 20 Olindo Mare (7th in 1998 through 10th in 1999)

MOST CONSECUTIVE FIELD GOALS

- 19 Olindo Mare (3rd through 7th in 1999)
- 17 Dan Carpenter (2nd through 12th in 2009)
- 16 Garo Yepremian (8th through 16th in 1978)
- 16 Olindo Mare (7th through 16th in 2000)

HIGHEST FIELD GOAL PERCENTAGE**Career (minimum 50 att.)**

- 81.9 Dan Carpenter (2008-12), 127 of 155
- 80.1 Olindo Mare (1997-06), 245 of 303
- 79.3 Pete Stoyanovich (1989-95), 176 of 222
- 77.5 Caleb Sturgis (2013-14), 55 of 71
- 73.6 Fuad Reveiz (1985-88), 53 of 72

Season (minimum 15 att.)

- 91.3 Jay Feely (2007), 21 of 23
- 91.3 Cody Parkey (2017), 21 of 23
- 90.5 Olindo Mare (2001), 19 of 21
- 90.3 Olindo Mare (2000), 28 of 31
- 89.3 Dan Carpenter (2009), 25 of 28

LONGEST FIELD GOALS

- 60 Dan Carpenter (12/5/10 vs. Cleveland)
- 59 Pete Stoyanovich (11/12/89 at N.Y. Jets)
- *58 Pete Stoyanovich (1/5/91 vs. Kansas City)
- 58 Dan Carpenter (1/1/12 vs. N.Y. Jets)
- 55 Andrew Franks (12/24/16 at Buffalo)

LONGEST FIELD GOALS BY ROOKIE

- 59 Pete Stoyanovich (11/12/89 at N.Y. Jets)
- 54 Caleb Sturgis (9/15/13 at Indianapolis)
- 53 Uwe von Schamann (10/21/79 at New England)
- 53 Andrew Franks (10/25/15 vs. Houston)
- 52 Caleb Sturgis (10/27/13 at New England)

MOST POINTS AFTER TOUCHDOWN**Career**

- 335 Garo Yepremian (1970-78), 351 att.
- 313 Olindo Mare (1997-06), 318 att.
- 246 Pete Stoyanovich (1989-95), 250 att.

Season

- 66 Uwe von Schamann (1984), 70 att.
- 52 Fuad Reveiz (1986), 55 att.
- 50 Fuad Reveiz (1985), 52 att.

Game

- 7 Garo Yepremian (11/12/72 vs. New England), 7 att.
- 7 Garo Yepremian (11/24/77 at St. Louis), 8 att.
- 7 Pete Stoyanovich (9/3/95 vs. N.Y. Jets), 7 att.
- 7 Olindo Mare (9/8/02 vs. Detroit), 7 att.

MOST POINTS AFTER TOUCHDOWN BY ROOKIE**Season**

- 50 Fuad Reveiz (1985), 52 att.
- 40 Dan Carpenter (2008), 40 att.
- 38 Pete Stoyanovich (1989), 39 att.

MOST CONSECUTIVE POINTS AFTER TOUCHDOWN

- 110 Garo Yepremian (7th in 1972 to 2nd in 1975)
- 110 Pete Stoyanovich (16th in 1992 to 16th in 1995)

HIGHEST POINT AFTER TOUCHDOWN PCT.**Career (minimum 150 att.)**

- 99.4 Dan Carpenter (2008-12), 154 of 155
- 98.43 Olindo Mare (1997-06), 313 of 318
- 98.40 Pete Stoyanovich (1989-95), 246 of 250
- 95.3 Fuad Reveiz (1985-88), 161 of 169
- 95.2 Garo Yepremian (1970-78), 335 of 352

MOST TWO-POINT CONVERSIONS**Career**

- 2 Irving Fryar (1993-95), 2 pass
- 2 Marty Booker (2004-07), 2 pass
- 2 Jarvis Landry (2014-16), 2 pass

Season

- 2 Irving Fryar (1994), 2 pass
- 2 Marty Booker (2006), 2 pass

RUSHING**MOST RUSHING YARDS****Career**

- 6,737 Larry Csonka (1968-74, 1979), 1,506 att.
- 6,436 Ricky Williams (2002-03, 2005, 2007-10), 1,509 att.
- 4,815 Ronnie Brown (2005-10), 1,128 att.
- 3,877 Mercury Morris (1969-75), 754 att.
- 3,644 Jim Kiick (1968-74), 997 att.

Season

- 1,853 Ricky Williams (2002), 4.8 per carry
- 1,372 Ricky Williams (2003), 3.5 per carry
- 1,272 Jay Ajayi (2016), 4.9 per carry
- 1,258 Delvin Williams (1978), 4.6 per carry
- 1,139 Lamar Smith (2000), 3.7 per carry
- 1,121 Ricky Williams (2009), 4.7 per carry
- 1,117 Larry Csonka (1972), 5.2 per carry
- 1,116 Karim Abdul-Jabbar (1996), 3.6 per carry
- 1,099 Lamar Miller (2014), 5.1 per carry
- 1,086 Reggie Bush (2011), 5.0 per carry
- 1,051 Larry Csonka (1971), 5.4 per carry
- 1,008 Ronnie Brown (2006), 4.2 per carry
- 1,003 Larry Csonka (1973), 4.6 per carry
- 1,000 Mercury Morris (1972), 5.3 per carry

Game

- 228 Ricky Williams (12/1/02 at Buffalo), 27 att.
- 216 Ricky Williams (12/9/02 vs. Chicago), 31 att.
- 214 Jay Ajayi (10/23/16 vs. Buffalo), 28 att.
- *209 Lamar Smith (12/30/00 vs. Indianapolis), 40 att.
- 206 Jay Ajayi (12/24/16 at Buffalo), 32 att.
- 204 Jay Ajayi (10/16/16 vs. Pittsburgh), 25 att.
- 203 Reggie Bush (12/18/11 at Buffalo), 25 att.

MOST RUSHING YARDS BY ROOKIE**Season**

- 1,116 Karim Abdul-Jabbar (1996), 3.6 per carry
- 907 Ronnie Brown (2005), 4.4 per carry
- 711 Andra Franklin (1981), 3.5 per carry
- 659 Sammie Smith (1989), 3.3 per carry
- 621 Jim Kiick (1968), 3.8 per carry

Game

- 169 Troy Stradford (11/22/87 at Dallas), 17 att.
- 152 Karim Abdul-Jabbar (12/22/96 at N.Y. Jets), 30 att.
- 140 Leroy Harris (12/5/77 vs. Baltimore), 17 att.
- 132 Ronnie Brown (9/25/05 vs. Carolina), 23 att.
- 124 Karim Abdul-Jabbar (9/15/96 vs. N.Y. Jets), 23 att.

MOST RUSHING ATTEMPTS**Career**

- 1,509 Ricky Williams (2002-03, 2005, 2007-10)
- 1,506 Larry Csonka (1968-74, 1979)
- 1,128 Ronnie Brown (2005-10)
- 997 Jim Kiick (1968-74)
- 888 Karim Abdul-Jabbar (1996-99)

Season

- 392 Ricky Williams (2003)
- 383 Ricky Williams (2002)
- 313 Lamar Smith (2001)
- 309 Lamar Smith (2000)
- 307 Karim Abdul-Jabbar (1996)

Game

- 42 Ricky Williams (9/21/03 vs. Buffalo), 153 yards
- *40 Lamar Smith (12/30/00 vs. Indianapolis), 209 yards
- 36 Ricky Williams (10/6/02 vs. New England), 105 yards
- 36 Ricky Williams (11/16/03 vs. Baltimore), 105 yards
- 34 Ricky Williams (9/14/03 at N.Y. Jets), 125 yards

- **33 Larry Csonka (11/13/74 vs. Minnesota), 145 yards
- 33 Karim Abdul-Jabbar (9/20/98 vs. Pittsburgh), 108 yards

MOST RUSHING ATTEMPTS BY ROOKIE**Season**

- 307 Karim Abdul-Jabbar (1996)
- 207 Ronnie Brown (2005)
- 201 Andra Franklin (1981)
- 200 Sammie Smith (1989)
- 165 Jim Kiick (1968)
- 165 Daniel Thomas (2011)

Game

- 31 J.J. Johnson (11/21/99 vs. New England), 106 yards
- 30 Troy Stradford (12/7/87 vs. N.Y. Jets), 120 yards
- 30 Karim Abdul-Jabbar (12/22/96 at N.Y. Jets), 152 yards
- 29 Karim Abdul-Jabbar (11/3/96 at New England), 104 yards
- 27 Karim Abdul-Jabbar (12/16/96 vs. Buffalo), 76 yards

MOST RUSHING TOUCHDOWNS**Career**

- 53 Larry Csonka (1968-74, 1979)
- 48 Ricky Williams (2002-03, 2005, 2007-10)
- 36 Ronnie Brown (2005-10)
- 33 Karim Abdul-Jabbar (1996-99)
- 29 Mercury Morris (1969-75)

Season

- 16 Ricky Williams (2002)
- 15 Karim Abdul-Jabbar (1997)
- 14 Lamar Smith (2000)
- 12 Mercury Morris (1972)
- 12 Don Nottingham (1975)
- 12 Larry Csonka (1979)

Game

- 4 Ronnie Brown (9/21/08 at New England), 2,15,5,62
- 3 Jim Kiick (12/20/70 vs. Buffalo), 4,2,2
- 3 Mercury Morris (11/12/72 vs. New England), 4,4,6
- 3 Mercury Morris (9/30/73 vs. New England), 24,70,35
- *3 Larry Csonka (12/30/73 vs. Oakland), 11,2,2
- 3 Don Nottingham (11/3/74 vs. Atlanta), 1,2,1
- 3 Don Nottingham (10/5/75 at Green Bay), 11,1,11
- 3 Don Nottingham (10/26/75 at Buffalo), 1,1,1
- 3 Larry Csonka (9/23/79 vs. Chicago), 12,9,1
- 3 Larry Csonka (11/29/79 vs. New England), 1,1,1
- 3 Ronald Scott (10/11/87 vs. Kansas City), 2,4,3
- 3 Troy Stradford (12/7/87 vs. N.Y. Jets), 1,1,1
- 3 Sammie Smith (12/10/89 vs. New England), 1,7,2
- 3 Bernie Parmalee (12/25/94 vs. Detroit), 1,1,6

- 3 Karim Abdul-Jabbar (10/19/97 at Baltimore), 5,5,6
- 3 Karim Abdul-Jabbar (11/23/97 at New England), 1,1,1
- 3 Ricky Williams (10/25/09 vs. New Orleans), 4,68,4

MOST RUSHING TOUCHDOWNS BY A ROOKIE

Season

- 11 Ron Davenport (1985)
- 11 Karim Abdul-Jabbar (1996)
- 7 Andra Franklin (1981)
- 6 Larry Csonka (1968)
- 6 Troy Stradford (1987)
- 6 Sammie Smith (1989)

Game

- 3 Ronald Scott (10/11/87 vs. Kansas City)
- 3 Troy Stradford (12/7/87 vs. N.Y. Jets)
- 3 Sammie Smith (12/10/89 vs. New England)

MOST CONSECUTIVE GAMES WITH A RUSHING TOUCHDOWN

- 5 Mercury Morris (6th through 10th in 1972)
- 5 Don Nottingham (2nd through 6th in 1975)
- 5 Pete Johnson (8th through 12th in 1984)
- 5 Karim Abdul-Jabbar (10th through 14th in 1997)

HIGHEST RUSHING AVERAGE

Career (minimum 300 att.)

- 5.1 Mercury Morris (1969-75), 754 att.
- 4.8 Tony Nathan (1979-87), 732 att.
- 4.7 Reggie Bush (2011-12), 443 att.
- 4.6 Lamar Miller (2012-15), 638 att.
- 4.5 Larry Csonka (1968-74, 1979), 1,506 att.

Season (minimum 100 attempts)

- 6.4 Mercury Morris (1973), 149/954 yards
- 5.4 Larry Csonka (1971), 195/1,051 yards
- 5.3 Mercury Morris (1972), 190/1,000 yards
- 5.3 Tony Nathan (1981), 147/782 yards
- 5.2 Larry Csonka (1972), 213/1,117 yards

Game (minimum 10 attempts)

- 13.1 Mercury Morris (9/30/73 vs. New England) 15/197
- 12.6 Abner Haynes (9/17/67 vs. Denver), 12/151
- 12.6 Delvin Williams (11/9/80 at Los Angeles), 12/151

MOST 100-YARD RUSHING GAMES

Career

- 24 Ricky Williams (2002-03, 2005, 2007-10)
- 15 Larry Csonka (1968-74, 1979)
- 15 Ronnie Brown (2005-10)
- 10 Mercury Morris (1969-75)
- 9 Karim Abdul-Jabbar (1996-99)

Season

- 10 Ricky Williams (2002)
- 7 Ricky Williams (2003)
- 5 Delvin Williams (1978)
- 5 Reggie Bush (2011)
- 4 Larry Csonka (1972)
- 4 Karim Abdul-Jabbar (1996)
- 4 Lamar Smith (2000)
- 4 Ronnie Brown (2006)
- 4 Ronnie Brown (2007)

- 4 Ricky Williams (2009)
- 4 Jay Ajayi (2016)

MOST 100-YARD RUSHING GAMES BY A ROOKIE

- 4 Karim Abdul-Jabbar (1996)
- 3 Benny Malone (1974)
- 3 Troy Stradford (1987)
- 2 Jim Kiick (1968)
- 2 Leroy Harris (1977)
- 2 Ronnie Brown (2005)

MOST CONSECUTIVE 100-YARD RUSHING GAMES

- 5 Ricky Williams (10th through 14th in 2002)
- 4 Ronnie Brown (3rd through 6th in 2007)
- 4 Reggie Bush (12th through 15th in 2011)
- 3 Ricky Williams (1st through 3rd in 2002)
- 3 Ricky Williams (10th through 12th in 2003)
- 3 Ricky Williams (9th through 11th in 2009)
- 3 Jay Ajayi (6th through 8th in 2016)
- 2 Larry Csonka (11th through 12th in 1970)
- 2 Benny Malone (7th through 8th in 1974)
- 2 Don Nottingham (2nd through 3rd in 1975)
- 2 Mercury Morris (5th through 6th in 1975)
- 2 Benny Malone (7th through 8th in 1976)
- 2 Benny Malone (4th through 5th in 1977)
- 2 Andra Franklin (5th through 6th in 1982)
- 2 Mark Higgs (1st through 2nd in 1991)
- 2 Bernie Parmalee (7th through 8th in 1994)
- 2 Ricky Williams (2nd through 3rd in 2003)
- 2 Ricky Williams (14th through 15th in 2003)
- 2 Ricky Williams (15th through 16th in 2005)
- 2 Ronnie Brown (15th through 16th in 2006)
- 2 Ronnie Brown (3rd through 4th in 2008)
- 2 Lamar Miller (5th through 6th in 2015)
- 2 Kenyan Drake (12th through 13th in 2017)

LONGEST RUNS FROM SCRIMMAGE

- 97t Lamar Miller (12/28/14 vs. N.Y. Jets)
- 85t Lamar Miller (10/25/15 vs. Houston)
- 77t Leroy Harris (12/5/77 vs. Baltimore)
- 77t Keith Byars (11/25/93 at Dallas)
- 76t Reggie Bush (12/18/11 at Buffalo)
- 71t Jerris McPhail (10/27/97 vs. Chicago)
- 70t Mercury Morris (9/30/73 vs. New England)
- 70 Mercury Morris (10/15/73 at Cleveland)
- 69 Damien Williams (11/19/17 vs. Tampa Bay)
- 68t Lamar Smith (10/23/00 at N.Y. Jets)
- 68t James McKnight (10/5/03 at N.Y. Giants)
- 68t Ricky Williams (10/25/09 vs. New Orleans)
- 66t Benny Malone (10/9/77 at Baltimore)
- 66t Kenyan Drake (11/13/17 at Carolina)
- 65t Abner Haynes (9/17/67 vs. Denver)
- 65t Gary Davis (9/17/78 vs. Buffalo)
- 65t Ronnie Brown (10/21/05 vs. Kansas City)
- 65 Delvin Williams (11/9/80 at Los Angeles)
- 65t Reggie Bush (9/16/12 vs. Oakland)
- 64 Ron Davenport (12/18/88 at Pittsburgh)
- 63 Norm Bulaich (9/10/78 at Baltimore)
- 63t Ricky Williams (12/9/02 vs. Chicago)
- 62t Ronnie Brown (9/21/08 at New England)
- 62t Jay Ajayi (10/16/16 vs. Pittsburgh)
- 61 Chris Chambers (9/11/05 vs. Denver)
- 60t Gary Davis (12/17/77 vs. Buffalo)
- 60 Ronnie Brown (9/30/07 vs. Oakland)

PASSING

MOST YARDS PASSING

Career

61,361	Dan Marino (1983-99)
25,092	Bob Griese (1967-80)
18,455	Ryan Tannehill (2012-17)
11,040	Jay Fiedler (2000-04)
7,114	Chad Henne (2008-11)

Season

5,084	Dan Marino (1984)
4,746	Dan Marino (1986)
4,453	Dan Marino (1994)
4,434	Dan Marino (1988)
4,208	Ryan Tannehill (2015)

Game

521	Dan Marino (10/23/88 vs. N.Y. Jets), 35 of 60
473	Dan Marino (9/4/94 vs. New England), 23 of 42
470	Dan Marino (12/2/84 vs. LA. Raiders), 35 of 57
450	Dan Marino (10/1/95 at Cincinnati), 33 of 48
448	Dan Marino (9/21/86 at N.Y. Jets), 30 of 50

MOST YARDS PASSING BY ROOKIE

Season

3,294	Ryan Tannehill (2012)
2,210	Dan Marino (1983)
2,005	Bob Griese (1967)

Game

431	Ryan Tannehill (9/30/12 at Arizona), 26 of 41
322	Dan Marino (10/9/83 vs. Buffalo), 19 of 29
307	John Stofa (12/18/66 vs. Houston), 22 of 38

MOST PASS ATTEMPTS

Career

8,358	Dan Marino (1983-99)
3,429	Bob Griese (1967-80)
2,637	Ryan Tannehill (2012-17)
1,603	Jay Fiedler (2000-04)
1,065	Chad Henne (2008-11)

Season

623	Dan Marino (1986), 378 completions
615	Dan Marino (1994), 385 completions
606	Dan Marino (1988), 354 completions
590	Ryan Tannehill (2014), 392 completions
588	Ryan Tannehill (2013), 355 completions

Game

*64	Dan Marino (12/30/95 at Buffalo), 33 completions
62	Joey Harrington (10/22/06 vs. Green Bay), 33 completions
60	Dan Marino (10/23/88 vs. N.Y. Jets), 35 completions
60	Dan Marino (11/23/97 at New England), 38 completions
58	Ryan Tannehill (11/29/15 at N.Y. Jets), 33 completions

MOST PASS ATTEMPTS BY ROOKIE

Season

484	Ryan Tannehill (2012), 282 completions
331	Bob Griese (1967), 166 completions
327	David Woodley (1980), 176 completions

Game

42	David Woodley (10/27/80 at N.Y. Jets), 22 completions
41	Bob Griese (12/23/67 vs. Houston), 16 completions
41	David Woodley (12/20/80 vs. N.Y. Jets), 20 completions
41	Ryan Tannehill (9/30/12 at Arizona), 26 completions

MOST PASS COMPLETIONS

Career

4,967	Dan Marino (1983-99)
1,926	Bob Griese (1967-80)
1,653	Ryan Tannehill (2012-17)
936	Jay Fiedler (2000-04)
646	Chad Henne (2008-11)

Season

392	Ryan Tannehill (2014), 590 att.
385	Dan Marino (1994), 615 att.
378	Dan Marino (1986), 623 att.
363	Ryan Tannehill (2015), 586 att.
362	Dan Marino (1984), 564 att.

Game

39	Dan Marino (11/16/86 at Buffalo), 54 att.
38	Dan Marino (11/23/97 at New England), 60 att.
35	Dan Marino (12/2/84 vs. L.A. Raiders), 57 att.
35	Dan Marino (10/23/88 vs. N.Y. Jets), 60 att.
35	Dan Marino (12/3/95 vs. Atlanta), 50 att.
35	Chad Henne (12/27/09 vs. Houston), 55 att.
35	Ryan Tannehill (12/21/14 vs. Minnesota), 47 att.

MOST PASS COMPLETIONS BY A ROOKIE

Season

282	Ryan Tannehill (2012), 484 att.
176	David Woodley (1980), 327 att.
173	Dan Marino (1983), 296 att.

Game

26	Ryan Tannehill (9/30/12 at Arizona), 41 att.
25	Dan Marino (10/30/83 vs. L.A. Rams), 38 att.
23	John Beck (12/2/07 vs. N.Y. Jets), 39 att.
23	Ryan Tannehill (11/11/12 vs. Tennessee), 39 att.

MOST CONSECUTIVE PASS COMPLETIONS

25	Ryan Tannehill (10/18/15 at Tennessee through 10/25/15 vs. Houston)
19	Jay Cutler (10/22/17 vs. N.Y. Jets through 11/5/17 vs. Oakland)
17	Chad Pennington (12/7/08 at Buffalo through 12/14/08 vs. San Francisco)

- 17 Chad Henne (12/13/09 at Jacksonville)
- 15 Dan Marino (11/8/92 at Indianapolis through 11/16/92 vs. Buffalo)
- 15 Ryan Tannehill (10/12/14 vs. Green Bay through 10/19/14 at Chicago)

MOST TOUCHDOWN PASSES

Career

- 420 Dan Marino (1983-99)
- 192 Bob Griese (1967-80)
- 106 Ryan Tannehill (2012-17)
- 66 Jay Fiedler (2000-04)
- 39 Don Strock (1974-87)

Season

- 48 Dan Marino (1984) of 362 completions
- 44 Dan Marino (1986) of 378 completions
- 30 Dan Marino (1985) of 336 completions
- 30 Dan Marino (1994) of 385 completions
- 28 Dan Marino (1988) of 354 completions

Game

- 6 Bob Griese (11/24/77 at St. Louis)
- 6 Dan Marino (9/21/86 at N.Y. Jets)
- 5 Dan Marino (9/2/84 at Washington)
- 5 Dan Marino (12/8/85 at Green Bay)
- 5 Dan Marino (12/14/86 at L.A. Rams)
- 5 Dan Marino (11/27/88 at N.Y. Jets)
- 5 Dan Marino (9/4/94 vs. New England)
- 4 22 times (last – Matt Moore, 12/17/16 at N.Y. Jets)

MOST TOUCHDOWN PASSES BY A ROOKIE

Season

- 20 Dan Marino (1983) of 173 completions
- 15 Bob Griese (1967) of 166 completions
- 14 David Woodley (1980) of 176 completions

Game

- 4 John Stofa (12/18/66 vs. Houston)
- 3 Bob Griese (12/17/67 vs. New England)
- 3 David Woodley (11/9/80 at L.A. Rams)
- 3 David Woodley (12/14/80 at Baltimore)
- 3 Dan Marino (10/9/83 vs. Buffalo)
- 3 Dan Marino (10/16/83 at N.Y. Jets)
- 3 Dan Marino (11/28/83 vs. Cincinnati)

MOST CONSECUTIVE GAMES WITH A TOUCHDOWN PASS

- 30 Dan Marino (10th in 1985 through 2nd in 1987 and 6th through 10th in 1987)

MOST PASSES HAD INTERCEPTED

Career

- 252 Dan Marino (1983-99)
- 172 Bob Griese (1967-80)
- 66 Ryan Tannehill (2012-17)
- 63 Jay Fiedler (2000-04)
- 42 David Woodley (1980-83)

Season

- 23 Dan Marino (1986), 623 att.
- 23 Dan Marino (1988), 606 att.
- 22 Dan Marino (1989), 550 att.
- 21 Dan Marino (1985), 567 att.
- 19 Jay Fiedler (2001), 450 att.
- 19 Chad Henne (2010), 490 att.

Game

- 5 Bob Griese (12/23/67 vs. Houston), 41 att.

- 5 Rick Norton (11/23/69 vs. Houston), 26 att.
- 5 David Woodley (10/25/81 at Dallas), 37 att.
- 5 Kyle Mackey (10/18/87 at N.Y. Jets), 55 att.
- 5 Dan Marino (10/23/88 vs. N.Y. Jets), 60 att.
- 5 Dan Marino (11/25/99 at Dallas), 36 att.
- 5 A.J. Feeley (12/5/04 vs. Buffalo), 51 att.

MOST PASSES HAD INTERCEPTED AS A ROOKIE

Season

- 18 Bob Griese (1967), 331 att.
- 17 David Woodley (1980), 327 att.
- 13 Ryan Tannehill (2012), 484 att.

Game

- 5 Bob Griese (12/23/67 vs. Houston), 41 att.
- 3 Rick Norton (9/18/66 at Buffalo), 10 att.
- 3 Bob Griese (11/26/67 vs. Buffalo), 33 att.
- 3 David Woodley (9/28/80 vs. New Orleans), 15 att.
- 3 John Beck (12/2/07 vs. N.Y. Jets), 39 att.
- 3 Ryan Tannehill (9/9/12 at Houston), 36 att.
- 3 Ryan Tannehill (11/11/12 vs. Tennessee), 39 att.

MOST CONSECUTIVE GAMES WITH NO PASSES INTERCEPTED

- 5 Jay Fiedler (8th through 11th, 13th in 2000 - missed 12th in 2000)
- 4 Bob Griese (5th through 8th in 1971)
- 4 Dan Marino (4th through 7th in 1997)
- 4 Ray Lucas (9th through 12th in 2002)
- 4 Ryan Tannehill (5th through 8th in 2012)
- 4 Ryan Tannehill (12th through 15th in 2012)
- 4 Ryan Tannehill (6th through 9th in 2016)

MOST CONSECUTIVE PASSES WITH NONE INTERCEPTED

- 160 Ryan Tannehill (15th in 2014 through 3rd in 2015)
- 156 Dan Marino (3rd through 8th in 1997)
- 140 Bob Griese (11th through 16th in 2012)
- 133 Cleo Lemon (13th through 16th in 2007)

LOWEST INTERCEPTION RATE

Career (minimum 250 attempts)

- 1.63 Chad Pennington (2008-10), 9 of 552 att.
- 1.86 Cleo Lemon (2005-07), 7 of 377 att.
- 2.50 Ryan Tannehill (2012-17), 66 of 2,637 att.
- 2.63 Gus Frerotte (2005), 13 of 494 att.
- 2.78 Damon Huard (1997-00), 8 of 288 att.

Season (minimum 150 attempts)

- 1.47 Chad Pennington (2008), 7 of 476 att.
- 1.85 Damon Huard (1999), 4 of 216 att.
- 1.94 Cleo Lemon (2007), 6 of 309 att.
- 2.00 Dan Marino (1993), 3 of 150 attempts
- 2.01 Dan Marino (1997), 11 of 548 att.

HIGHEST COMPLETION PERCENTAGE

Career (minimum 150 completions)

- 67.6 Chad Pennington (2008-10), 373 of 552 att.
- 62.7 Ryan Tannehill (2012-17), 1,653 of 2,637 att.
- 62.0 Jay Cutler (2017), 266 of 429 att.
- 60.74 Matt Moore (2011-17), 359 of 591 att.
- 60.66 Chad Henne (2008-11), 646 of 1,065 att.

Season (minimum 75 completions)

- 67.4 Chad Pennington (2008), 321 of 476 att.
- 67.1 Ryan Tannehill (2016), 261 of 389 att.
- 66.4 Ryan Tannehill (2014), 392 of 590 att.
- 64.2 Dan Marino (1984), 362 of 564 att.
- 64.1 Dan Marino (1995), 309 of 482 att.

Game (minimum 12 completions)

- 94.7 Ryan Tannehill (10/25/15 vs. Houston), 18 of 19 att.
- 92.3 Bob Griese (12/18/78 vs. New England), 12 of 13 att.
- 85.0 Chad Pennington (9/21/08 at New England), 17 of 20 att.
- *84.2 David Woodley (1/8/83 vs. New England), 16 of 19 att.
- 82.4 Earl Morrall (12/1/75 vs. New England), 14 of 17 att.

HIGHEST COMPLETION PERCENTAGE BY A ROOKIE

Season (minimum 75 completions)

- 58.5 Dan Marino (1983), 173 of 296 att.
- 58.3 Ryan Tannehill (2012), 282 of 484 att.
- 53.8 David Woodley (1980), 176 of 327 att.

Game (minimum 12 completions)

- 81.0 Bob Griese (10/22/67 vs. N.Y. Jets), 17 of 21 att.
- 78.6 Ryan Tannehill (12/6/12 vs. Jacksonville), 22 of 28 att.
- 72.4 Ryan Tannehill (10/14/12 vs. St. Louis), 21 of 29 att.

HIGHEST PASSER RATING

Career (minimum 250 attempts)

- 94.5 Chad Pennington (2008-10)
- 86.5 Ryan Tannehill (2012-17)
- 86.4 Dan Marino (1983-99)
- 86.0 Matt Moore (2011-17)
- 80.8 Jay Cutler (2017)

Season (minimum 150 attempts)

- 108.9 Dan Marino (1984)
- 97.4 Chad Pennington (2008)
- 96.0 Dan Marino (1983)
- 95.9 Dan Marino (1993)
- 93.5 Ryan Tannehill (2016)

HIGHEST PASSER RATING BY A ROOKIE

Season (minimum 150 attempts)

- 96.0 Dan Marino (1983)
- 76.1 Ryan Tannehill (2012)
- 63.1 David Woodley (1980)

HIGHEST PASS YARDS PER ATTEMPT

Career (minimum 250 attempts)

- 8.22 Earl Morrall (1972-76), 284/2,335 yards
- 7.41 Matt Moore (2011-16), 464/3,437 yards

7.40 Chad Pennington (2008-10), 552/4,085 yards

7.34 Dan Marino (1983-99), 8,358/61,361 yards

7.32 Bob Griese (1967-80), 3,429/25,092 yards

Season (minimum 150 attempts)

9.07 Earl Morrall (1972), 150/1,360

9.01 Dan Marino (1984), 564/5,084

8.86 Bob Griese (1975), 191/1,693

8.24 Bob Griese (1970), 245/2,019

8.12 Dan Marino (1993), 150/1,218

Game (minimum 20 attempts)

*13.16 Dan Marino (1/6/85 vs. Pittsburgh), 32/421

12.52 Earl Morrall (12/15/74 vs. New England), 23/288

11.95 Jay Fiedler (11/27/03 at Dallas), 20/239

11.92 Dan Marino (9/30/84 at St. Louis), 36/429

11.43 Dan Marino (11/20/83 vs. Baltimore), 21/240

MOST 300-YARD PASSING GAMES

Career

- 63 Dan Marino (1983-99)
- 16 Ryan Tannehill (2012-17)
- 7 Chad Henne (2008-11)
- 3 Bob Griese (1967-80)
- 3 Jay Fiedler (2000-04)
- 2 David Woodley (1980-83)
- 2 Steve DeBerg (1993)
- 2 Chad Pennington (2008-10)
- 1 John Stofa (1966-67, 1969-70)
- 1 Don Strock (1974-87)
- 1 Scott Mitchell (1990-93)
- 1 Bernie Kosar (1994-96)
- 1 A.J. Feeley (2004)
- 1 Gus Frerotte (2005)
- 1 Joey Harrington (2006)
- 1 Trent Green (2007)
- 1 Cleo Lemon (2007)
- 1 Jay Cutler (2017)

Season

- 9 Dan Marino (1984)
- 6 Dan Marino (1985)
- 6 Dan Marino (1986)
- 6 Dan Marino (1988)
- 6 Ryan Tannehill (2015)

MOST CONSECUTIVE 300-YARD PASSING GAMES

- 3 Dan Marino (14th through 16th in 1984)
- 3 Dan Marino (13th through 15th in 1988)
- 3 Dan Marino (11th through 13th in 1994)
- 3 Dan Marino (14th through 16th in 1998)

LONGEST PASS PLAYS

- 86t Bob Griese to Paul Warfield (11/14/71 vs. Pittsburgh)
- 85t Dan Marino to Mark Duper (11/20/83 vs. Baltimore)
- 85t Dan Marino to Mark Duper (11/2/86 vs. Houston)
- 80t George Wilson, Jr. to Bo Roberson (10/23/66 at Houston)
- 80t Dan Marino to Mark Duper (9/23/84 vs. Indianapolis)
- 80t Dan Marino to Ferrell Edmunds (11/27/88 at N.Y. Jets)

- 80t Dan Marino to Tony Martin (10/4/93 vs. Washington)
 80t Brian Griese to James McKnight (11/23/03 vs. Washington)
 80t Chad Pennington to Patrick Cobbs (10/12/08 at Houston)
 80t Ryan Tannehill to Brian Hartline (9/30/12 at Arizona)
 79t Bob Griese to Nat Moore (11/2/75 at Chicago)
 78t Dan Marino to Mark Clayton (11/12/89 at N.Y. Jets)
 77t Scott Mitchell to Mark Ingram (10/31/93 vs. Kansas City)
 77 Ray Lucas to James McKnight (11/24/02 vs. San Diego)
 77t Sage Rosenfels to Chris Chambers (10/21/05 vs. Kansas City)
 77t Sage Rosenfels to Chris Chambers (1/2/05 at Baltimore)
 **76t David Woodley to Jimmy Cefalo (1/30/83 vs. Washington)
 *75t Bob Griese to Paul Warfield (1/2/72 vs. Baltimore)

PASS RECEIVING

MOST RECEPTIONS

Career

- 550 Mark Clayton (1983-92)
 511 Mark Duper (1982-92)
 510 Nat Moore (1974-86)
 415 O.J. McDuffie (1993-00)
 405 Chris Chambers (2001-07)

Season

- 112 Jarvis Landry (2017), 987 yards
 110 Jarvis Landry (2015), 1,157 yards
 94 Jarvis Landry (2016), 1,136 yards
 90 O.J. McDuffie (1998), 1,050 yards
 86 Mark Clayton (1988), 1,129 yards
 86 Brandon Marshall (2010), 1,014 yards

Game

- 15 Chris Chambers (12/4/05 vs. Buffalo), 238 yards
 13 Jarvis Landry (11/29/15 at N.Y. Jets), 165 yards
 13 Jarvis Landry (9/17/17 at L.A. Chargers), 78 yards
 12 Jim Jensen (11/6/88 at New England), 110 yards
 12 Brian Hartline (9/30/12 at Arizona), 253 yards
 *11 O.J. McDuffie (12/30/95 at Buffalo), 154 yards
 11 O.J. McDuffie (12/13/98 vs. N.Y. Jets), 105 yards
 11 Greg Camarillo (11/2/08 at Denver), 111 yards
 11 Ted Ginn, Jr. (9/21/09 vs. Indianapolis), 108 yards
 11 Brandon Marshall (12/19/10 vs. Buffalo), 106 yards
 11 Rishard Matthews (11/11/13 at Tampa Bay), 120 yards
 11 Jarvis Landry (12/14/15 vs. N.Y. Giants), 99 yards

- 11 Jarvis Landry (12/4/16 at Baltimore), 87 yards
 *11 Jarvis Landry (1/8/17 at Pittsburgh), 102 yards
 10 Duriel Harris (10/28/79 vs. Green Bay), 180 yards
 10 Tony Nathan (9/29/85 at Denver), 120 yards
 **10 Tony Nathan (1/20/85 vs. San Francisco), 83 yards
 10 Tony Nathan (12/8/85 at Green Bay), 86 yards
 *10 Tony Nathan (1/4/86 vs. Cleveland), 101 yards
 10 Tony Nathan (9/28/86 vs. San Francisco), 101 yards
 10 Ron Davenport (12/7/87 vs. N.Y. Jets), 72 yards
 10 Mark Clayton (10/23/88 vs. N.Y. Jets), 153 yards
 10 Keith Byars (9/25/94 at Minnesota), 79 yards
 10 Tony Martin (10/10/99 at Indianapolis), 166 yards
 10 Rob Konrad (1/2/00 at Washington), 68 yards
 10 Davone Bess (12/6/09 vs. New England), 117 yards
 10 Brandon Marshall (9/26/10 vs. N.Y. Jets), 166 yards
 10 Brandon Marshall (10/17/10 at Green Bay), 127 yards
 10 Brandon Marshall (12/26/10 vs. Detroit), 102 yards
 10 Jarvis Landry (11/18/15 at Buffalo), 67 yards
 10 Jarvis Landry (9/18/16 at New England), 135 yards
 10 Jarvis Landry (12/17/17 at Buffalo), 99 yards

MOST RECEPTIONS BY A ROOKIE

Season

- 84 Jarvis Landry (2014), 758 yards
 75 Terry Kirby (1993), 874 yards
 67 Jack Clancy (1967), 868 yards
 54 Davone Bess (2008), 554 yards

Game

- 10 Rob Konrad (1/2/00 at Washington), 68 yards
 9 Terry Kirby (12/19/93 vs. Buffalo), 148 yards
 9 Davone Bess (12/7/08 vs. Buffalo at Toronto), 74 yards

MOST CONSECUTIVE GAMES WITH A RECEPTION

- 92 Mark Clayton (6th in 1986 through 16th in 1992 - missed 13th in 1986, 1st in 1989, 1st in 1990, 10th through 14th in 1990 and 1st through 3rd in 1992)
 74 O.J. McDuffie (3rd in 1995 through 15th in 1999, missed 11th through 13th and 16th in 1999)
 63 Jarvis Landry (2nd in 2014 through 16th in 2017)

- 61 Davone Bess (1st in 2008 through 13th in 2011)
- 60 Chris Chambers (1st in 2003 through 13th in 2006 - missed 4th in 2004)

MOST RECEIVING YARDS

Career

- 8,869 Mark Duper (1982-92), 17.4 per catch
- 8,643 Mark Clayton (1983-92), 15.7 per catch
- 7,546 Nat Moore (1974-86), 14.8 per catch
- 5,688 Chris Chambers (2001-07), 14.0 per catch
- 5,074 O.J. McDuffie (1993-00), 12.2 per catch

Season

- 1,389 Mark Clayton (1984), 73 receptions
- 1,313 Mark Duper (1986), 67 receptions
- 1,306 Mark Duper (1984), 71 receptions
- 1,270 Irving Fryar (1994), 73 receptions
- 1,214 Brandon Marshall (2011), 81 receptions
- 1,157 Jarvis Landry (2015), 110 receptions
- 1,150 Mark Clayton (1986), 60 receptions
- 1,136 Jarvis Landry (2016), 94 receptions
- 1,129 Mark Clayton (1988), 86 receptions
- 1,118 Chris Chambers (2005), 82 receptions
- 1,085 Mark Duper (1991), 70 receptions
- 1,083 Brian Hartline (2012), 74 receptions
- 1,053 Mark Clayton (1991), 70 receptions
- 1,050 O.J. McDuffie (1998), 90 receptions
- 1,037 Tony Martin (1999), 67 receptions
- 1,016 Brian Hartline (2013), 76 receptions
- 1,014 Brandon Marshall (2010), 86 receptions
- 1,011 Mark Clayton (1989), 64 receptions
- 1,010 Irving Fryar (1993), 64 receptions
- 1,003 Mark Duper (1983), 51 receptions

Game

- 253 Brian Hartline (9/30/12 at Arizona), 12 receptions
- 238 Chris Chambers (12/4/05 vs. Buffalo), 15 receptions
- 217 Mark Duper (11/10/85 vs. N.Y. Jets), 8 receptions
- 211 Irving Fryar (9/4/94 vs. New England), 5 receptions
- 210 Nat Moore (10/4/81 vs. N.Y. Jets), 7 receptions

MOST RECEIVING YARDS BY A ROOKIE

Season

- 883 Chris Chambers (2001), 48 receptions
- 874 Terry Kirby (1993), 75 receptions
- 868 Jack Clancy (1967), 67 receptions

Game

- 148 Terry Kirby (12/19/93 vs. Buffalo), 9 receptions
- 126 Jack Clancy (12/3/67 at Houston), 7 receptions
- 124 Chris Chambers (12/22/01 at New England), 7 receptions

MOST RECEIVING TOUCHDOWNS

Career

- 81 Mark Clayton (1983-92), 550 receptions
- 74 Nat Moore (1974-86), 510 receptions
- 59 Mark Duper (1982-92), 511 receptions
- 43 Chris Chambers (2001-07), 405 receptions
- 33 Paul Warfield (1970-74), 156 receptions

Season

- 18 Mark Clayton (1984), 73 receptions
- 14 Mark Clayton (1988), 86 receptions
- 12 Nat Moore (1977), 52 receptions
- 12 Mark Clayton (1991), 70 receptions
- 11 Karl Noonan (1968), 58 receptions
- 11 Paul Warfield (1971), 43 receptions
- 11 Paul Warfield (1973), 29 receptions
- 11 Mark Duper (1986), 67 receptions
- 11 Chris Chambers (2003), 64 receptions
- 11 Chris Chambers (2005), 82 receptions

Game

- 4 Paul Warfield (12/15/73 vs. Detroit), 21,7,16,4
- 4 Mark Ingram (11/27/94 at N.Y. Jets), 10,17,28,8
- 3 Paul Warfield (11/14/71 vs. Pittsburgh), 12,86,60
- 3 Nat Moore (11/24/77 at St. Louis), 4,9,28
- 3 Mark Clayton (12/17/84 vs. Dallas), 41,39,63
- 3 Mark Duper (12/14/86 at L.A. Rams), 69,5,20
- 3 Mark Duper (12/20/87 vs. Washington), 26,59,6
- 3 Irving Fryar (9/4/94 vs. New England), 54,50,35
- 3 O.J. McDuffie (11/29/98 vs. New Orleans), 22,7,9
- 3 Lamar Thomas (12/21/98 vs. Denver), 9,56,17
- 3 Chris Chambers (11/27/03 at Dallas), 39,6,35

MOST RECEIVING TOUCHDOWNS BY A ROOKIE

Season

- 7 Chris Chambers (2001), 48 receptions
- 5 Andre Brown (1989), 24 receptions
- 5 Jarvis Landry (2014), 84 receptions
- 4 Randy McMichael (2002), 39 receptions
- 3 Jack Harper (1967), 11 receptions
- 3 Jimmy Cefalo (1978), 6 receptions
- 3 Ferrell Edmunds (1988), 33 receptions
- 3 Terry Kirby (1993), 75 receptions
- 3 Brian Hartline (2009), 31 receptions
- 3 Charles Clay (2011), 16 receptions

MOST CONSECUTIVE GAMES WITH A RECEIVING TOUCHDOWN

- 6 Paul Warfield (4th through 9th in 1971)
- 6 Mark Clayton (13th through 16th in 1988 and 2nd through 3rd in 1989)

HIGHEST RECEIVING AVERAGE

Career (minimum 100 receptions)

- 21.5 Paul Warfield (1970-74), 156 receptions
- 17.4 Mark Duper (1982-92), 511 receptions
- 16.9 Duriel Harris (1976-83, 1985), 269 receptions
- 16.0 Irving Fryar (1993-95), 199 receptions
- 15.9 Kenny Stills (2015-17), 127 receptions

Season (minimum 24 receptions)

- 25.1 Paul Warfield (1970), 28/703 yards
- 23.2 Paul Warfield (1971), 43/996 yards
- 21.8 Jimmy Cefalo (1981), 29/631 yards

- 20.9 Paul Warfield (1972), 29/606 yards
- 20.0 Bo Roberson (1966), 26/519 yards

Game (minimum three receptions)

- 52.7 Paul Warfield (11/14/71 vs. Pittsburgh)
3/158
- 46.0 Patrick Cobbs (10/12/08 at Houston),
3/138
- 42.7 Chris Chambers (10/24/04 vs. St. Louis),
3/128
- 42.2 Irving Fryar (9/4/94 vs. New England),
5/211
- 41.3 Nat Moore (10/10/76 at Baltimore),
3/124

HIGHEST RECEIVING AVERAGE BY A ROOKIE

Season (minimum 24 receptions)

- 19.0 DeVante Parker (2015), 26/494 yards
- 18.4 Chris Chambers (2001), 48/883 yards
- 17.4 Ferrell Edmunds (1988), 33/575 yards

Game (minimum three receptions)

- 37.7 Chris Chambers (11/11/01 at
Indianapolis), 3/113
- 31.3 Brian Hartline (10/25/09 vs. New Orleans),
3/94
- 30.3 Mel Baker (12/15/74 vs. New England),
4/121

MOST 100-YARD RECEIVING GAMES

Career

- 28 Mark Duper (1982-92)
- 22 Mark Clayton (1983-92)
- 17 Chris Chambers (2001-07)
- 12 Nat Moore (1974-86)
- 10 Paul Warfield (1970-74)
- 10 Duriel Harris (1976-83, 1985)
- 10 Irving Fryar (1993-95)

Season

- 8 Mark Duper (1986)
- 6 Mark Clayton (1984)
- 6 Irving Fryar (1994)
- 5 Mark Clayton (1989)
- 5 Tony Martin (1999)
- 5 Brandon Marshall (2011)
- 4 Paul Warfield (1971)
- 4 Duriel Harris (1979)
- 4 Mark Duper (1984)
- 4 Chris Chambers (2004)
- 4 Brandon Marshall (2010)
- 4 Mike Wallace (2013)
- 4 Jarvis Landry (2016)

MOST 100-YARD RECEIVING GAMES BY A ROOKIE

- 3 Jack Clancy (1967)
- 3 Chris Chambers (2001)
- 2 Terry Kirby (1993)
- 1 Mel Baker (1974)
- 1 Duriel Harris (1976)
- 1 Ferrell Edmunds (1988)
- 1 Andre Brown (1989)
- 1 DeVante Parker (2015)

MOST CONSECUTIVE 100-YARD RECEIVING GAMES

- 4 Irving Fryar (10th through 13th in 1994)
- 3 Mark Clayton (14th through 16th in 1984)

- 3 Mark Duper (3rd through 5th in 1986)
- 3 Chris Chambers (11th through 13th in 2005)

TOTAL YARDS FROM SCRIMMAGE

(rushing/receiving)

Career

- 8,859 Mark Duper (1982-92), -10/8,869
- 8,751 Mark Clayton (1983-92), 108/8,643
- 7,867 Ricky Williams (2002-03, 2005, 2007-10),
6,436/1431
- 7,795 Nat Moore (1974-86), 249/7,546
- 7,425 Lary Csonka (1968-74, 1979), 6,737/688

Season

- 2,216 Ricky Williams (2002), 1,853/363
- 1,723 Ricky Williams (2003), 1,372/351
- 1,450 Delvin Williams (1978), 1,258/192
- 1,424 Mark Clayton (1984), 35/1,389
- 1,423 Jay Ajayi (2016), 1,272/151

Game

- 253 Brian Hartline (9/30/12 at Arizona),
0/253
- 252 Troy Stradford (11/22/87 at Dallas),
169/83
- 238 Chris Chambers (12/4/05 vs. Buffalo),
0/238
- 236 Lamar Miller (10/25/15 vs. Houston),
175/61
- 235 Ricky Williams (12/1/02 at Buffalo),
228/7

By Rookie, Season

- 1,264 Terry Kirby (1993), 390/874
- 1,255 Karim Abdul-Jabbar (1996), 1,116/139
- 1,139 Ronnie Brown (2005), 907/232

COMBINED YARDAGE

(rushing/receiving/returns)

Career

- 9,276 Mark Clayton (1983-92), 108/8,643/525
- 8,950 Nat Moore (1974-86), 248/7,547/1,155
- 8,859 Mark Duper (1982-92), -10/8,869/0
- 8,752 Tony Nathan (1979-87), 3,543/3,592/1,617
- 8,353 O.J. McDuffie (1993-01), 49/5,074/3,230

Season

- 2,216 Ricky Williams (2002), 1,853/363/0
- 2,208 Wes Welker (2005), 5/434/1,769
- 2,129 Wes Welker (2006), 0/687/1,442
- 2,086 Ted Ginn, Jr. (2007) 3/420/1,663
- 1,947 Jarvis Landry (2015) 113/1,157/677

Game

- 302 Mercury Morris (11/1/70 at Baltimore),
8-89/3-68/6-145
- 299 Ted Ginn, Jr. (11/1/09 at N.Y. Jets), 0-0,
0-0, 6-299
- 297 Wes Welker (10/16/05 at Tampa Bay),
0-0/3-97/10-200
- *280 O.J. McDuffie (12/30/95 at Buffalo),
1-9/11-154/6-117
- 258 Wes Welker (10/21/05 vs. Kansas City),
0-0/2-41/9-217
- 258 Jarvis Landry (10/4/15 vs. N.Y. Jets at
London), 2-29/4-40/8-189

By Rookie, Season

- 2,086 Ted Ginn, Jr. (2007) 3/420/1,663

1,912 Jarvis Landry (2014) -4/758/1,158
1,777 Wes Welker (2004), 0/0/1,777
1,683 Chris Chambers (2001), -11/883/811

PUNTING

MOST PUNTS

Career

633 Larry Seiple (1967-77), 25,347 yards
594 Brandon Fields (2007-14), 27,780 yards
555 Reggie Roby (1983-92), 24,036 yards
339 Matt Turk (2000-01, 2003-04), 13,910 yards
227 George Roberts (1978-80), 9,314 yards

Season

98 Matt Turk (2004), 41.7 average
93 Klaus Wilmsmeyer (1998), 42.5 average
92 Matt Turk (2000), 42.1 average
92 Matt Darr (2015), 47.6 average
90 Matt Darr (2016), 44.3 average

Game

11 Matt Turk (12/7/03 at New England), 406 yards
10 George Wilson, Jr. (9/9/66 vs. N.Y. Jets), 483 yards
10 George Roberts (10/12/80 at New England), 445 yards
10 Klaus Wilmsmeyer (9/20/98 vs. Pittsburgh), 458 yards
10 Matt Turk (9/19/04 at Cincinnati), 400 yards
10 Donnie Jones (12/25/06 vs. N.Y. Jets), 427 yards
10 Brandon Fields (12/23/07 at New England), 446 yards
10 Brandon Fields (12/12/10 at N.Y. Jets), 564 yards
10 Brandon Fields (12/22/13 at Buffalo), 501 yards
10 Matt Darr (11/20/16 at Los Angeles), 453 yards

HIGHEST GROSS PUNTING AVERAGE

Career (minimum 120 punts)

46.8 Brandon Fields (2007-14), 594 punts
46.0 Matt Darr (2015-16), 182 punts
44.2 John Kidd (1994-97), 201 punts
43.3 Reggie Roby (1983-92), 555 punts
43.2 Donnie Jones (2005-06), 173 punts

Season (minimum 40 punts)

50.2 Brandon Fields (2012), 74 punts
48.9 Brandon Fields (2011), 78 punts
48.8 Brandon Fields (2013), 85 punts
47.6 Matt Darr (2015), 92 punts
46.3 Brandon Fields (2014), 58 punts

Game (minimum 4 punts)

58.8 Brandon Fields (9/23/12 vs. N.Y. Jets), 4-235 yards
58.5 Reggie Roby (9/28/86 vs. San Francisco), 4-234 yards
58.2 Matt Darr (10/29/15 at New England), 6-349 yards
56.4 Brandon Fields (12/12/10 at N.Y. Jets), 10-564 yards
55.5 Brandon Fields (12/4/11 vs. Oakland), 4-222 yards

HIGHEST NET PUNTING AVERAGE

Career (since 1976, minimum 120 punts)

39.8 Matt Darr (2015-16), 182 punts
39.2 Brandon Fields (2007-14), 594 punts
37.5 Donnie Jones (2005-06), 173 punts
36.9 John Kidd (1994-97), 201 punts

Season (since 1982, minimum 40 punts)

42.4 Brandon Fields (2013), 85 punts
41.2 Brandon Fields (2012), 74 punts
41.1 Brandon Fields (2011), 78 punts
40.7 Matt Haack (2017), 83 punts
39.9 Matt Darr (2016), 90 punts

LONGEST PUNTS

77 Reggie Roby (11/29/87 at Buffalo), net 77
77 Matt Turk (11/25/01 at Buffalo), touchback
74 Brandon Fields (12/22/13 at Buffalo), net 74
73 Larry Seiple (11/14/71 vs. Pittsburgh), touchback
73 Reggie Roby (9/28/86 vs. San Francisco), touchback
73 Reggie Roby (10/5/86 at New England), net 73

MOST INSIDE-THE-20

Season (since 1982)

33 Brandon Fields (2013), 85 punts
32 Brandon Fields (2011), 78 punts
32 Matt Darr (2016), 90 punts
31 Donnie Jones (2005), 88 punts
31 Brandon Fields (2010), 73 punts

PUNT RETURNS

MOST PUNT RETURNS

Career

127 Jake Scott (1970-75)
127 O.J. McDuffie (1993-00)
127 Wes Welker (2004-06)
115 Davone Bess (2008-12)
89 Jarvis Landry (2014-17)

Season

43 Wes Welker (2004), 10.8 average
43 Wes Welker (2005), 9.1 average
41 Mark Clayton (1983), 9.6 average
41 Wes Welker (2006), 9.2 average
37 Davone Bess (2011), 11.9 average

Game

7 Mercury Morris (10/19/69 at Kansas City), 17.6 average
7 Lamont Brightful (9/19/04 at Cincinnati), 11.1 average
7 Marcus Thigpen (11/24/13 vs. Carolina), 10.1 average

MOST PUNT RETURN YARDS

Career

1,330 Jake Scott (1970-75)
1,232 Wes Welker (2004-06)
1,196 Davone Bess (2008-12)
1,127 O.J. McDuffie (1993-00)
830 Tom Vigorito (1981-85)

Season

464 Wes Welker (2004), 10.8 average

- 442 Davone Bess (2011), 11.9 average
- 392 Mark Clayton (1983), 9.6 average
- 390 Wes Welker (2005), 9.1 average
- 379 Tom Vigorito (1981), 10.5 average

Game

- 123 Mercury Morris (10/19/69 at Kansas City), 7 returns
- 114 O.J. McDuffie (12/13/93 vs. Pittsburgh), 5 returns
- 106 James Pruitt (9/14/86 vs. Indianapolis), 2 returns

MOST PUNT RETURN TOUCHDOWNS

Career

- 2 Freddie Solomon (1975-77)
- 2 Tom Vigorito (1981-85)
- 2 O.J. McDuffie (1993-00)

Season

- 2 O.J. McDuffie (1993)

LONGEST PUNT RETURNS

- 87t Tom Vigorito (9/10/81 vs. Pittsburgh)
- 87t Ted Ginn, Jr. (11/18/07 at Philadelphia)
- 86t Tony Nathan (10/14/79 vs. Buffalo)
- 81t Jeff Ogden (10/29/00 vs. Green Bay)
- 79t Freddie Solomon (12/5/76 vs. Buffalo)
- 77t Jake Scott (11/22/70 vs. Baltimore)
- 74t Jakeem Grant (10/9/16 vs. Tennessee)
- 72t O.J. McDuffie (12/13/93 vs. Pittsburgh)
- 72t Marcus Thigpen (9/9/12 at Houston)
- 71t James Pruitt (9/14/86 vs. Indianapolis)
- 71t O.J. McDuffie (10/24/93 vs. Indianapolis)
- 71t Wes Welker (12/20/04 vs. New England)
- 70t Scott Schwedes (12/17/89 at Indianapolis)

HIGHEST PUNT RETURN AVERAGE

Career (minimum 50 returns)

- 13.7 Jeff Ogden (2000-01), 51 returns
- 11.4 Freddie Solomon (1975-77), 71 returns
- 10.51 Tom Vigorito (1981-85), 79 returns
- 10.47 Jake Scott (1970-75), 127 returns
- 10.4 Davone Bess (2008-12), 115 returns

Season (minimum 15 returns)

- 17.0 Jeff Ogden (2000), 19 returns
- 12.5 Nate Jacquet (1999), 28 returns
- 12.3 Freddie Solomon (1975), 26 returns
- 12.21 Terrell Buckley (1998), 29 returns
- 12.15 Marcus Thigpen (2012), 26 returns

Game (minimum 3 returns)

- 33.0 Ted Ginn Jr. (11/18/07 at Philadelphia), 3-99 yards
- 26.3 Tom Vigorito (9/12/82 at N.Y. Jets) 3-79 yards
- 26.3 Wes Welker (9/7/06 at Pittsburgh), 3-79 yards
- 22.8 O.J. McDuffie (12/13/93 vs. Pittsburgh), 5-114 yards
- 22.3 Jarvis Landry (10/4/15 vs. N.Y. Jets at London), 3-67 yards

MOST FAIR CATCHES

Career

- 91 O.J. McDuffie (1993-01)
- 85 Davone Bess (2008-12)
- 64 Wes Welker (2004-06)
- 55 Jake Scott (1970-75)
- 53 Jarvis Landry (2014-17)

Season

- 29 Wes Welker (2006)
- 24 O.J. McDuffie (1996)
- 24 Davone Bess (2011)
- 23 Wes Welker (2005)
- 22 O.J. McDuffie (1993)

Game

- 6 Jake Scott (12/20/70 vs. Buffalo)

KICKOFF RETURNS

MOST KICKOFF RETURNS

Career

- 166 Wes Welker (2004-06)
- 147 Ted Ginn, Jr. (2007-09)
- 123 Fulton Walker (1981-85)
- 111 Mercury Morris (1969-75)
- 107 Brock Marion (1998-03)

Season

- 63 Ted Ginn, Jr. (2007), 22.7 average
- 62 Brock Marion (1999), 24.6 average
- 61 Wes Welker (2005), 22.6 average
- 57 Wes Welker (2004), 23.0 average
- 52 Ted Ginn, Jr. (2009), 24.9 average

Game

- 8 Joe Cribbs (12/18/88 at Pittsburgh), 21.1 average
- *8 Marc Logan (1/12/91 at Buffalo), 17.3 average
- 8 Ted Ginn, Jr. (12/2/07 vs. N.Y. Jets), 24.8 average
- 8 Ted Ginn, Jr. (11/23/08 vs. New England), 19.3 average

MOST KICKOFF RETURN YARDS

Career

- 3,756 Wes Welker (2004-06)
- 3,386 Ted Ginn, Jr. (2007-09)
- 2,947 Mercury Morris (1969-75)
- 2,944 Fulton Walker (1981-85)
- 2,517 Brock Marion (1998-03)

Season

- 1,524 Brock Marion (1999), 24.6 average
- 1,433 Ted Ginn, Jr. (2007), 22.7 average
- 1,379 Wes Welker (2005), 22.6 average
- 1,313 Wes Welker (2004), 23.0 average
- 1,296 Ted Ginn, Jr. (2009), 24.9 average

Game

- 299 Ted Ginn, Jr. (11/1/09 at N.Y. Jets), long 101t
- 215 Travis Minor (10/13/02 at Denver), long 66
- 210 Wes Welker (1/2/05 at Baltimore), long 95t
- 205 Albert Johnson (9/29/02 at Kansas City), long 49
- 204 Gene Milton (9/21/68 vs. Oakland), long 73

MOST KICKOFF RETURN TOUCHDOWNS

Career

- 3 Mercury Morris (1969-75)
- 2 Ted Ginn, Jr. (2007-09)

Season

- 2 Ted Ginn, Jr. (2009)

Game

- 2 Ted Ginn, Jr. (11/1/09 at N.Y. Jets), 100, 101 yards

LONGEST KICKOFF RETURNS

- 105t Mercury Morris (9/14/69 at Cincinnati)
- 101t Ted Ginn, Jr. (11/1/09 at N.Y. Jets)
- 100t Ted Ginn, Jr. (11/1/09 at N.Y. Jets)
- **98t Fulton Walker (1/30/83 vs. Washington)
- 97t Marc Logan (10/1/89 at Houston)
- 96t Mercury Morris (12/6/70 vs. Boston)
- 96t Marcus Thigpen (11/15/12 at Buffalo)
- 96t Kenyan Drake (11/6/16 vs. N.Y. Jets)
- 95t Joe Auer (9/2/66 vs. Oakland)
- 95t Bobby Neff (9/14/68 vs. Houston)
- 95t Wes Welker (1/2/05 at Baltimore)

HIGHEST KICKOFF RETURN AVERAGE

Career (minimum 50 returns)

- 26.5 Mercury Morris (1969-75), 111 returns
- 25.3 Duriel Harris (1976-83, 1985), 56 returns
- 24.8 Marcus Thigpen (2012-13), 77 returns
- 23.9 Fulton Walker (1981-85), 123 returns

Season (minimum 14 returns)

- 32.9 Duriel Harris (1976), 17 returns, 559 yards
- 29.6 Gary Davis (1977), 14 returns, 414 yards
- 29.0 Mercury Morris (1970), 28 returns, 812 yards

Game (minimum 3 returns)

- 49.8 Ted Ginn, Jr. (11/1/09 at N.Y. Jets), 6-299
- 47.7 Fulton Walker (10/16/83 at N.Y. Jets), 3-143
- **47.5 Fulton Walker (1/30/83 vs. Washington), 4-190
- 46.7 Joe Auer (9/2/66 vs. Oakland), 3-140
- 46.0 Marc Logan (10/1/89 at Houston), 3-138

INTERCEPTIONS

MOST INTERCEPTIONS

Career

- 35 Jake Scott (1970-75)
- 34 Dick Anderson (1968-77)
- 31 Sam Madison (1997-05)
- 29 Glenn Blackwood (1979-87)
- 29 Patrick Surtain (1998-04)

Season

- 10 Dick Westmoreland (1967), 127 yards
- 8 Willie West (1966), 62 yards
- 8 Dick Anderson (1968), 230 yards
- 8 Dick Anderson (1970), 191 yards
- 8 Dick Anderson (1973), 163 yards
- 8 Jake Scott (1974), 75 yards
- 8 Terrell Buckley (1998), 157 yards
- 8 Sam Madison (1998), 114 yards

Game

- 4 Dick Anderson (12/3/73 vs. Pittsburgh), 121 yards
- 3 Willie West (10/23/66 at Houston), 49 yards
- 3 Dick Westmoreland (11/26/67 vs. Buffalo), 43 yards
- 3 Charlie Babb (9/22/75 vs. Oakland), 18 yards
- 3 Curtis Johnson (10/19/75 vs. N.Y. Jets), 25 yards
- 3 Larry Gordon (12/10/78 vs. Oakland), 35 yards
- *3 A.J. Duhe (1/23/83 vs. N.Y. Jets), 36 yards

- 3 William Judson (10/16/83 at N.Y. Jets), 23 yards
- 3 Louis Oliver (10/4/92 at Buffalo), 170 yards
- 3 Sam Madison (11/7/99 vs. Tennessee), 101 yards

MOST INTERCEPTIONS BY A ROOKIE

Season

- 8 Dick Anderson (1968), 230 yards
- 5 Lloyd Mumphord (1969), 102 yards
- 5 Jake Scott (1970), 112 yards
- 5 Don McNeal (1980), 17 yards

Game

- 2 Dick Anderson (11/24/68 at Boston), 109 yards
- 2 Lloyd Mumphord (12/7/69 vs. Denver), 0 yards
- 2 Curtis Johnson (10/3/70 vs. Oakland), 26 yards
- 2 Gerald Small (12/10/78 vs. Oakland), 85 yards
- 2 Don McNeal (10/12/80 at New England), 2 yards
- 2 Jarvis Williams (10/9/88 at L.A. Raiders), 23 yards

MOST CONSECUTIVE GAMES WITH AN INTERCEPTION

- 5 Dick Westmoreland (9th through 13th in 1967)

MOST INTERCEPTION RETURN YARDS

Career

- 792 Dick Anderson (1968-77), 23.3 average
- 569 Louis Oliver (1989-93, 1995-96), 23.7 average
- 487 Sam Madison (1997-05), 15.7 average
- 431 Brock Marion (1998-03), 21.6 average
- 425 Jake Scott (1970-75), 12.1 average
- 425 Terrell Buckley (1995-99, 2003), 17.7 average

Season

- 230 Dick Anderson (1968), 8 for 28.8 average
- 227 Brock Marion (2001), 5 for 45.4 average
- 200 Louis Oliver (1992), 5 for 40.0 average
- 198 Jimmy Warren (1966), 5 for 39.6 average
- 191 Dick Anderson (1970), 8 for 23.9 average

Game

- 170 Louis Oliver (10/4/92 at Buffalo), 3 interceptions
- 121 Dick Anderson (12/3/73 vs. Pittsburgh), 4 interceptions
- 107 Dick Anderson (11/24/68 at Boston), 2 interceptions
- 101 Sam Madison (11/7/99 vs. Tennessee), 3 interceptions
- 100 Brock Marion (1/6/02 vs. Buffalo), 1 interception

LONGEST INTERCEPTION RETURNS

- 103t Louis Oliver (10/4/92 at Buffalo), Jim Kelly
- 100t Brock Marion (1/6/02 vs. Buffalo), Travis Brown
- 96t Dick Anderson (11/24/68 at Boston), Tom Sherman
- 94t Brent Grimes (10/31/13 vs. Cincinnati), Andy Dalton

- 91t Terrell Buckley (10/13/96 at Buffalo), Jim Kelly
- 86t Dick Anderson (12/20/70 vs. Buffalo), Dennis Shaw
- 86t William Judson (60t), Mike Kozlowski (26, lateral), (9/9/84 vs. New England), Steve Grogan
- 81t Louis Delmas (10/26/14 at Jacksonville), Blake Bortles
- 76t Troy Vincent (58t), Gene Atkins (18, lateral), (12/12/94 vs. Kansas City), Steve Bono
- 74t Terrell Buckley (12/21/03 at Buffalo), Drew Bledsoe
- 70t Jimmy Warren (11/13/66 at Kansas City), Len Dawson
- 70 Sammy Knight (11/27/03 at Dallas), Quincy Carter

INTERCEPTIONS RETURNED FOR TOUCHDOWNS

Career

- 4 Zach Thomas (1996-2007)
- 3 Dick Anderson (1968-77)
- 3 Terrell Buckley (1995-99, 2003)
- 3 Jason Taylor (1997-2007, 2009, 2011)
- 3 Reshad Jones (2010-16)

Season

- 2 Bill Stanfill (1969), 15,17 yards
- 2 Dick Anderson (1973), 27,38 yards
- 2 Mike Kozlowski (1983), 35,38 yards
- 2 Zach Thomas (1998), 17,1 yards
- 2 Brock Marion (2001), 26,100 yards
- 2 Jason Taylor (2006), 20,51 yards
- 2 Reshad Jones (2015), 30,23 yards

Game

- 2 Dick Anderson (12/3/73 vs. Pittsburgh)
- 2 Mike Kozlowski (12/16/83 vs. N.Y. Jets)

SACKS

MOST SACKS

Career

- 131 Jason Taylor (1997-2007, 2009, 2011)
- 92 Cameron Wake (2009-17)
- 69½ Bill Stanfill (1969-76)
- 65½ Doug Betters (1978-87)
- 65 Vern Den Herder (1971-82)

Season

- 18½ Bill Stanfill (1973)
- 18½ Jason Taylor (2002)
- 17½ Joey Porter (2008)
- 16½ Trace Armstrong (2000)
- 16 Doug Betters (1983)

Game

- 5 Bill Stanfill (10/7/73 vs. N.Y. Jets)
- 5 Vern Den Herder (10/21/73 vs. Buffalo)
- 5 Bill Stanfill (11/17/74 vs. Buffalo)
- 4½ Cameron Wake (9/30/12 at Arizona)
- 4 Vern Den Herder (9/22/74 at Buffalo)
- 4 Vern Den Herder (11/11/79 vs. Baltimore)
- 4 Doug Betters (9/4/83 at Buffalo)
- 4 E.J. Junior (10/6/91 at New England)
- 4 Joey Porter (9/21/08 at New England)
- 4 Cameron Wake (10/18/15 at Tennessee)

MOST SACKS BY A ROOKIE

Season

- 8 Bill Stanfill (1969)
- 8 Lorenzo Bromell (1998)
- 7 A.J. Duhe (1977)
- 6 Marco Coleman (1992)
- 5 Derrick Rodgers (1997)
- 5 Jason Taylor (1997)

Game

- 3 A.J. Duhe (11/6/77 at N.Y. Jets)
- 3 Marco Coleman (10/25/92 vs. Indianapolis)
- 2 Bill Stanfill (10/26/69 vs. Buffalo)
- 2 Bob Baumhower (11/20/77 at Cincinnati)
- 2 A.J. Duhe (12/11/77 at New England)
- 2 Doug Betters (10/29/78 vs. Baltimore)
- 2 Charles Bowser (1/2/83 at Baltimore)
- 2 John Bosa (12/17/87 vs. N.Y. Jets)
- 2 Marco Coleman (11/1/92 at N.Y. Jets)
- 2 Shane Burton (12/1/96 at Oakland)
- 2 Derrick Rodgers (10/12/97 at N.Y. Jets)
- 2 Lorenzo Bromell (9/13/98 vs. Buffalo)
- 2 Lorenzo Bromell (11/29/98 vs. New Orleans)
- 2 Olivier Vernon (10/14/12 vs. St. Louis)

FUMBLES

MOST FUMBLES

Career

- 110 Dan Marino (1983-99)
- 52 Bob Griese (1967-80)
- 46 Ryan Tannehill (2012-16)
- 34 Tony Nathan (1979-87)
- 31 Mercury Morris (1969-75)

Season

- 14 Matt Moore (2011)
- 13 Gus Frerotte (2005)
- 10 Dan Marino (1988)
- 10 A.J. Feeley (2004)
- 10 Ryan Tannehill (2015)

Game

- 4 Craig Erickson (10/6/96 vs. Seattle)
- 4 Cleo Lemon (12/9/07 at Buffalo)
- 4 Jay Cutler (12/17/17 at Buffalo)
- 3 11 times (last: Ryan Tannehill, 12/11/16 vs. Arizona)

MOST FUMBLES BY A ROOKIE

Season

- 9 Ryan Tannehill (2012)
- 8 Tony Nathan (1979)
- 7 Scott Schwedes (1987)
- 7 John Beck (2007)
- 7 Jarvis Landry (2014)

Game

- 3 Rick Norton (9/9/66 vs. N.Y. Jets)
- 3 Scott Schwedes (12/13/87 at Philadelphia)
- 3 John Beck (12/2/07 vs. N.Y. Jets)
- 3 Jamil Douglas (11/29/15 at N.Y. Jets)

MOST OWN FUMBLE RECOVERIES

Career

- 42 Dan Marino (1983-99)
- 23 Bob Griese (1967-80)
- 16 Ryan Tannehill (2012-17)

Season

- 7 Dan Marino (1988)
- 6 Bob Griese (1971)
- 6 Jay Cutler (2017)

Game

- 4 Jay Cutler (12/17/17 at Buffalo)
- 3 Rick Norton (11/9/69 at Boston)
- 3 Craig Erickson (10/6/96 vs. Seattle)
- 3 Lamont Brightful (9/19/04 at Cincinnati)
- 3 Cleo Lemon (12/9/07 at Buffalo)
- 3 Ryan Tannehill (11/29/15 at N.Y. Jets)

MOST OPPONENT FUMBLE RECOVERIES**Career**

- 27 Jason Taylor (1997-2007, 2009, 2011)
- 16 Bob Baumhower (1977-86)
- 15 Dick Anderson (1968-77)
- 14 Vern Den Herder (1971-82)
- 13 Glenn Blackwood (1979-87)

Season

- 5 Dick Anderson (1972)
- 5 Bud Brown (1985)
- 4 12 times (last – Kiko Alonso, 2016)

Game

- 2 Tom Nomina (11/13/66 at Kansas City), 0 yards
- 2 Art Powell (10/18/70 at Buffalo), 0 yards
- 2 Jim Riley (11/7/76 vs. Buffalo), 0 yards
- 2 Jeris White (11/28/76 at Cleveland), 0 yards
- 2 Bob Baumhower (12/11/77 at New England), 0 yards
- 2 Tim Foley (11/29/79 vs. New England), 2 yards
- 2 Glenn Blackwood (10/19/80 vs. Buffalo), 0 yards
- 2 Doug Betters (11/6/83 at San Francisco), 0 yards
- 2 Bud Brown (9/8/85 vs Houston), 6 yards
- 2 Bryan Cox (10/31/93 vs. Kansas City), 1 yard
- 2 Jason Taylor (10/7/01 vs. New England), 1 yard, 1 TD
- 2 Reshad Jones (12/23/12 vs. Buffalo), 24 yards
- 2 Reshad Jones (10/8/17 vs. Tennessee), 38 yards

FUMBLE RETURNS FOR TOUCHDOWNS

- 85t Jason Taylor (9/11/05 vs. Denver), Jake Plummer
- 59t Trell Hooper (10/11/87 vs. Kansas City), Robert Parker
- 55t Liffort Hobley (10/11/87 vs. Kansas City), Chris Smith
- 50t Cortland Finnegan (9/28/14 at Oakland in London), Matt McGloin
- 48t Renaldo Hill (11/19/06 vs. Minnesota), Chester Taylor
- 48t Jason Taylor (11/1/09 at N.Y. Jets), Shonn Greene
- 44t Don Bessillieu (10/19/80 vs. Buffalo), Joe Cribbs
- 43t Michael Lehan (12/2/07 vs. N.Y. Jets), Kellen Clemens
- 38t Reshad Jones (10/8/17 vs. Tennessee), Matt Cassel

- 37t Pat Johnson (12/24/95 at St. Louis), Todd Kinchen
- 35t Dick Anderson (10/15/72 vs. San Diego), Mike Garrett
- 34t Jason Taylor (11/27/03 at Dallas), Quincy Carter
- 29t Jason Taylor (10/1/00 at Cincinnati), Akili Smith
- 25t Mike Kozlowski (12/6/81 vs. New England), Sam Cunningham
- 22t Terrell Buckley (10/27/97 vs. Chicago), Ricky Proehl
- 21t Bob Baumhower (10/7/84 at Pittsburgh), Mark Malone
- 20t Sam Madison (10/8/00 vs. Buffalo), Sammy Morris
- 19t Liffort Hobley (10/9/88 at L.A. Raiders), Vance Mueller
- 15t Jimmy Warren off lateral from Bob Neff, (12/17/67 vs. Boston), Jim Nance
- 14t Reshad Jones (11/26/17 at New England), Tom Brady
- 13t Nick Buoniconti (9/30/73 vs. New England), John Tarver
- 13t Bob Baumhower (10/9/78 vs. Cincinnati), Dave Turner
- 13t Brian Sochia (12/30/90 vs. Indianapolis), Jeff George
- 10t Willie West (10/6/68 at Houston), Bob Davis
- 10t Sean Hill (9/1/96 vs. New England), Louis Oliver
- 7t Bob Brudzinski (10/27/85 at Detroit), Eric Hipple
- 4t O.J. McDuffie (10/12/97 at N.Y. Jets), Charles Jordan
- 4t Jason Taylor (9/13/99 at Denver), Brian Griese
- 2t Randy McMichael (10/12/03 at Jacksonville), Obafemi Ayanbadejo
- 1t Cliff Odom (10/28/90 at Indianapolis), Jack Trudeau
- 1t Jason Taylor (10/7/01 vs. New England), Tom Brady
- 1t Derrick Pope (11/28/04 at San Francisco), Tim Rattay
- 0t Chuck Klingbeil (9/22/91 vs. Green Bay), Don Majkowski
- 0t Scott Miller (9/1/96 vs. New England), Stanley Pritchett
- 0t Tim Bowens (11/30/97 at Oakland), Jeff George
- 0t Travis Minor (10/28/01 at Seattle), Jay Fiedler
- 0t Trent Gamble (9/8/02 vs. Detroit), Chris Cash
- 0t Koa Misi (9/19/10 at Minnesota), Brett Favre

FUMBLE RETURNS FOR TOUCHDOWNS**Career**

- 6 Jason Taylor (1997-2007, 2009, 2011)
- 2 Bob Baumhower (1977-86)
- 2 Liffort Hobley (1987-93)
- 2 Reshad Jones (2010-17)

TAKEAWAYS

(interceptions/fumble recoveries)

MOST TAKEAWAYS

Career

- 51 Dick Anderson (1968-77), 34 INTs, 17 FRs
- 42 Jake Scott (1970-75), 35 INTs, 7 FRs
- 41 Glenn Blackwood (1979-87), 29 INTs, 12 FRs
- 35 Sam Madison (1997-05), 31 INTs, 4 FRs
- 35 Jason Taylor (1997-2007, 2009, 2011), 8 INTs, 27 FRs

Season

- 11 Dick Anderson (1970), 8 INTs, 3 FRs
- 11 Jake Scott (1974), 8 INTs, 3 FRs
- 10 Dick Westmoreland (1967), 10 INTs
- 9 Dick Anderson (1968), 8 INTs, 1 FR

- 9 Dick Anderson (1972), 3 INTs, 6 FRs
- 9 Terrell Buckley (1998), 8 INTs, 1 FR

Game

- 4 Dick Anderson (12/3/73 vs. Pittsburgh), 4 INTs
- 4 Jeris White (11/26/76 at Cleveland), 2 INTs, 2 FRs

MOST TAKEAWAYS BY ROOKIE

Season

- 9 Dick Anderson (1968), 8 INTs, 1 FR
- 7 Lloyd Mumphord (1969), 5 INTs, 2 FRs
- 7 Curtis Johnson (1970), 3 INTs, 4 FRs
- 7 Jarvis Williams (1988), 4 INTs, 3 FRs

Game

- 3 Lloyd Mumphord (12/7/69 vs. Denver), 2 INTs, 1 FR

BLOCKED KICKS

MOST BLOCKED KICKS

Career

- 9 Curtis Johnson (1970-78), 6 FGs, 2 Punts, 1 PAT
- 8 Lloyd Mumphord (1969-74), 7 FGs, 1 Punt
- 5 Vern Den Herder (1971-82), 4 FGs, 1 Punt
- 5 William Judson (1982-89), 3 FGs, 2 Punts
- 5 Jeff Cross (1988-95), 3 FGs, 1 Punt, 1 PAT

Season

- 4 Wahoo McDaniel (1966), 1 FG, 3 PATs
- 3 Frank Cornish (1970), 2 FGs, 1 PAT
- 3 Curtis Johnson (1972), 1 FG, 2 Punts
- 3 Shane Burton (1998), 3 FGs

MOST BLOCKED FIELD GOALS

Career

- 7 Lloyd Mumphord (1969-74)
- 6 Curtis Johnson (1970-78)
- 4 Vern Den Herder (1971-82)
- 4 Bob Baumhower (1977-86)

Season

- 3 Shane Burton (1998)

BLOCKED FIELD GOAL RETURNS FOR TD

- 51t Lloyd Mumphord (12/6/70 vs. Boston), Gino Capelletti
- 47t Curtis Johnson (12/19/71 vs. Green Bay), Tim Webster

LONGEST SHORT FIELD GOAL RETURNS

- 50 Jake Scott (12/6/70 vs. Boston), Gino Capelletti

MOST BLOCKED PUNTS

Career

- 3 Tim Foley (1970-80)
- 3 Jimmy Wilson (2011-14)
- 2 Curtis Johnson (1970-78)
- 2 William Judson (1982-89)
- 2 Marc Logan (1989-91)
- 2 Terrence Fede (2014-17)

Season

- 2 Curtis Johnson (1972)
- 2 Tim Foley (1973)
- 2 Marc Logan (1991)

BLOCKED PUNT RETURNS FOR A TD

- 19t Mark Higgs (10/18/90 vs. New England), Brian Hansen
- 11t Walt Aikens (12/17/16 at N.Y. Jets), Lachlan Edwards
- 8t Tim Foley (11/11/73 vs. Baltimore), David Lee
- *5t Charlie Babb (12/24/72 vs. Cleveland), Don Cockroft
- 5t Tim Foley (11/11/73 vs. Baltimore), David Lee
- 0t Lex Hilliard (11/20/11 vs. Buffalo), Brian Moorman
- 0t Olivier Vernon (10/28/12 at N.Y. Jets), Robert Malone

MOST BLOCKED POINTS AFTER TOUCHDOWNS

Career

- 3 Wahoo McDaniel (1966-68)
- 3 Doug Betters (1978-87)

DEFENSIVE 2-POINT CONVERSIONS

Career

- 1 Walt Aikens (12/11/16 vs. Arizona), returned blocked PAT (Jordan Phillips)

TEAM RECORDS

* - Playoff Game ** - Super Bowl

- Record includes game on 11/30/69 played at Tampa's Tampa Stadium and games on 10/28/07, 10/4/15 and 10/1/17 played at London's Wembley Stadium that were designated as home games

^ - Record includes game on 9/28/14 played at London's Wembley Stadium that was designated as a road game.

CHAMPIONSHIPS

SUPER BOWL:

2 1972, 1973

AMERICAN FOOTBALL CONFERENCE:

5 1971, 1972, 1973, 1982, 1984

AFC EASTERN DIVISION:

13 1971, 1972, 1973, 1974, 1979, 1981, 1983, 1984, 1985, 1992, 1994, 2000, 2008

PLAYOFF BERTHS:

23 1970, 1971, 1972, 1973, 1974, 1978, 1979, 1981, 1982, 1983, 1984, 1985, 1990, 1992, 1994, 1995, 1997, 1998, 1999, 2000, 2001, 2008, 2016

GAMES

REGULAR-SEASON RECORD: 445-351-4 (.559)

PLAYOFF RECORD: 20-21 (.488)

OVERALL RECORD: 465-372-4 (.555)

HOME REGULAR-SEASON RECORD: 253-143-3 (.638)#

ORANGE BOWL REGULAR-SEASON

RECORD: 110-38-3 (.738)

HARD ROCK STADIUM REGULAR-SEASON

RECORD: 143-101 (.586)

HOME PLAYOFF RECORD: 15-7 (.682)

ORANGE BOWL PLAYOFF RECORD: 10-4 (.714)

HARD ROCK STADIUM PLAYOFF RECORD: 5-3 (.625)

HOME OVERALL RECORD: 268-150-3 (.640)#

ORANGE BOWL OVERALL RECORD: 120-42-3 (.736)

HARD ROCK STADIUM OVERALL RECORD:

148-107 (.580)

ROAD REGULAR-SEASON RECORD: 192-208-1 (.480)^

ROAD PLAYOFF RECORD: 5-14 (.263)

ROAD OVERALL RECORD: 197-222-1 (.470)^

MOST WINS IN A SEASON:

17 in 1972 (14 regular season, 3 playoffs)

16 in 1984 (14 regular season, 2 playoffs)

BEST SEASON WINNING PERCENTAGE:

1.000 in 1972 (14-0 regular season, 3-0 playoffs)

FEWEST WINS IN A SEASON: 1 in 2007

LOWEST SEASON WINNING PERCENTAGE:

.063 in 2007 (1-15)

CONSECUTIVES

MOST WINS:

18 1st in 1972 through 1st in 1973

MOST REGULAR-SEASON WINS:

16 14th in 1971 through 1st in 1973

16 12th in 1983 through 11th in 1984

MOST HOME WINS:

31 10/17/71 through 12/15/74

MOST REGULAR-SEASON HOME WINS:

27 10/17/71 through 12/15/74

MOST ROAD WINS:

9 9/17/72 through 1/14/73

MOST REGULAR-SEASON ROAD WINS:

7 9/17/72 through 12/10/72

7 12/4/83 through 11/4/84

MOST WINS IN A SERIES:

20 vs. Buffalo, 1970-79

MOST PRESEASON WINS:

11 5th in 1975 through 3rd in 1977

MOST LOSSES:

16 14th in 2006 through 13th in 2007

MOST REGULAR-SEASON LOSSES:

16 14th in 2006 through 13th in 2007

MOST HOME LOSSES:

7 12/25/06 through 12/2/07

7 11/18/10 through 10/23/11

MOST ROAD LOSSES:

11 12/17/06 through 9/14/08

MOST LOSSES IN A SERIES:

8 vs. N.Y. Jets, 1966-69

8 vs. N.Y. Jets, 1998-2001

MOST PRESEASON LOSSES:

7 5th in 1988 through 2nd in 1990

SCORING

MOST POINTS SCORED

Season 513 1984

Game 55 11/24/77 at St. Louis

FEWEST POINTS SCORED

Season 198 1982 (9 games)

213 1966

Game 0 22 times, last 10/26/17 at Baltimore

MOST POINTS ALLOWED

Season 437 2007

407 1967 (14 games)

Game *62 1/15/00 at Jacksonville

58 9/18/66 at Buffalo

51 9/21/86 at N.Y. Jets

50 9/7/86 at San Diego

FEWEST POINTS ALLOWED

Season 131 1982 (9 games)

150 1973 (14 games)

Game 0 26 times, last 11/2/14 vs. San Diego

MOST POINTS, BOTH TEAMS

Game 96 at N.Y. Jets 51, Miami 45, ot (9/21/86)

- 81 Buffalo 47, at Miami 34
(12/19/93)
- 80 New Orleans 46, Miami 34
(10/25/09)

FEWEST POINTS, BOTH TEAMS

- Game 3 at New England 3, Miami 0
(12/12/82)
- 3 at Pittsburgh 3, Miami 0
(11/26/07)
- 9 New England 6, at Miami 3
(11/20/88)

MOST DECISIVE WIN

- Game 52 52-0 vs. New England
(11/12/72)
- 44 44-0 vs. Baltimore (11/11/73)
- 43 43-0 at N.Y. Jets (10/19/75)
- 42 42-0 at Baltimore (9/10/78)
- 42 45-3 vs. N.Y. Jets (11/24/86)
- 42 42-0 vs. Kansas City (10/11/87)

MOST DECISIVE LOSS

- Game *55 62-7 at Jacksonville (1/15/00)
- 45 48-3 vs. Kansas City (9/28/68)
- 41 41-0 at Kansas City (10/8/67)
- 41 41-0 at Indianapolis (12/14/97)

MOST TOUCHDOWNS SCORED

- Season 70 1984
- Game 8 11/24/77 at St. Louis

FEWEST TOUCHDOWNS SCORED

- Season 26 1966, 2006, 2010

MOST TOUCHDOWNS ALLOWED

- Season 53 1967
- Game 8 9/18/66 at Buffalo
- *8 1/15/00 at Jacksonville

FEWEST TOUCHDOWNS ALLOWED

- Season 15 1973

MOST TOUCHDOWNS SCORED BY

Rushing

- Season 26 1972, 1975
- Game 4 11 times, last 9/16/13 vs.
Oakland

Passing

- Season 49 1984
- Game 6 11/24/77 at St. Louis
- 6 9/21/86 at N.Y. Jets

Interception

- Season 5 2001
- 4 1966, 1998
- Game 2 12/3/73 vs. Pittsburgh
- 2 9/12/82 at N.Y. Jets
- 2 12/16/83 vs. N.Y. Jets
- 2 12/6/98 at Oakland
- 2 10/26/14 at Jacksonville

Kickoff Return

- Season 2 2009
- Game 2 11/1/09 at N.Y. Jets

Punt Return

- 2 1993

Fumble Return

- Season 3 1997
- 2 1987, 1990, 1996, 2000,
2001, 2003, 2017

- Game 2 10/11/87 vs. Kansas City
- 2 9/1/96 vs. New England

Blocked Punt Return

- Season 2 1973
- Game 2 11/11/73 vs. Baltimore

FEWEST TOUCHDOWNS SCORED BY

- Rushing** 4 2017
- Passing** 8 1982 (9 games)
- 12 1969
- 12 2007

MOST TOUCHDOWNS ALLOWED BY

Rushing

- Season 23 1986
- Game 5 9/4/88 at Chicago

Passing

- Season 31 1967, 2015
- Game 6 10/21/07 vs. New England

Interception

- Season 8 2004
- 2 12/18/88 at Pittsburgh
- 2 11/23/97 at New England
- 2 10/17/99 at New England
- 2 11/18/01 vs. N.Y. Jets
- 2 10/25/09 vs. New Orleans
- 2 10/26/17 at Baltimore

Kickoff Return

- 2 1994, 2007, 2010

Punt Return

- 2 2008

Fumble Return

- 3 1974
- 2 1991, 1992, 1993, 1998,
1999, 2007, 2017

Blocked FG

- Return** 1 1979, 1989, 2010, 2014

FEWEST TOUCHDOWNS ALLOWED BY

- Rushing** 6 1998, 1999
- Passing** 5 1973

MOST POINTS AFTER TOUCHDOWN SCORED

- Season 66 1984
- Game 7 11/12/72 vs. New England
- 7 11/24/77 at St. Louis
- 7 9/3/95 vs. N.Y. Jets
- 7 9/8/02 vs. Detroit

MOST POINTS AFTER TOUCHDOWN SCORED, OPPONENT

- Season 49 2007
- Game *8 1/15/00 at Jacksonville
- 7 9/18/66 at Buffalo
- 7 10/21/07 vs. New England

MOST FIELD GOALS SCORED

- Season 39 1999
- Game 6 10/17/99 at New England

MOST FIELD GOALS SCORED, OPPONENT

- Season 34 2013
- Game 5 9/28/69 at Houston
- 5 9/25/88 at Indianapolis
- *5 1/17/93 vs. Buffalo
- 5 10/13/02 at Denver
- 5 9/7/03 vs. Houston
- 5 10/7/07 at Houston
- 5 9/14/14 at Buffalo
- 5 9/29/16 at Cincinnati
- 5 12/24/17 at Kansas City

MOST SAFETIES SCORED

Season	3	2005
	3	2014
	2	1978
	2	2017
Game	2	12/3/17 vs. Denver

MOST SAFETIES SCORED, OPPONENT

Season	4	2015
Game	1	31 times, last 12/27/15 vs. Indianapolis

MOST TWO-POINT CONVERSION ATTEMPTS

Season	10	1994
Game	4	at Indianapolis, 11/26/95

MOST TWO-POINT CONVERSION ATTEMPTS, OPPONENT

Season	5	1995, 2009, 2016
Game	2	Five times, last 11/1/09 at N.Y. Jets

MOST TWO-POINT CONVERSIONS

Season	6	1994
Game	2	at Indianapolis, 11/26/95

MOST TWO-POINT CONVERSIONS, OPPONENT

Season	5	2016
Game	1	27 times, last 1/1/17 vs. New England

SCORE BY QUARTERS, DOLPHINS

1st –	21	12/20/70 vs. Buffalo
	21	10/2/77 vs. Houston
	21	12/5/04 vs. Buffalo
	21	10/25/15 vs. Houston
2nd –	28	12/17/67 vs. Boston
	24	10/23/77 vs. Seattle
	24	10/29/78 vs. Baltimore
	24	11/20/83 vs. Baltimore
	24	10/9/88 at L.A. Raiders
	24	12/1/91 vs. Tampa Bay
3rd –	21	11/3/74 vs. Atlanta
	21	9/12/82 at N.Y. Jets
	21	9/2/84 at Washington
	21	10/11/87 vs. Kansas City
	21	11/12/89 at N.Y. Jets
	21	10/18/92 vs. New England
	21	12/12/94 vs. Kansas City
	21	9/3/95 vs. N.Y. Jets
	21	10/29/00 vs. Green Bay
	21	11/1/09 at New York Jets
	21	12/4/11 vs. Oakland
	21	12/17/16 at N.Y. Jets
4th –	25	10/10/99 at Indianapolis
	24	11/25/01 at Buffalo
	23	12/21/14 vs. Minnesota

SCORE BY QUARTERS, OPPONENT

1st –	24	9/28/68 vs. Kansas City
	*24	1/2/82 vs. San Diego
	*24	1/15/00 at Jacksonville
	24	12/9/07 at Buffalo
2nd –	31	12/14/97 at Indianapolis
	28	9/21/86 at N.Y. Jets
	28	10/21/07 vs. New England
	24	12/14/14 at New England
3rd –	21	12/19/93 vs. Buffalo

	21	12/4/94 vs. Buffalo
	21	10/5/10 vs. New England
	21	11/13/17 at Carolina
4th –	30	10/23/00 at N.Y. Jets
	28	10/2/66 at San Diego
	28	12/15/91 at San Diego

SCORE BY QUARTERS, BOTH TEAMS

1st –	35	12/5/04 vs. Buffalo
		Miami 21, Buffalo 14
	27	9/28/68 vs. Kansas City
		Kansas City 24, Miami 3
2nd –	42	9/21/86 at N.Y. Jets
		N.Y. Jets 28, Miami 14
	35	9/3/95 vs. N.Y. Jets
		Miami 21, N.Y. Jets 14
	35	10/21/07 vs. New England
		New England 28, Miami 7
3rd –	37	11/1/09 at N.Y. Jets
		Miami 21, N.Y. Jets 16
	29	9/4/94 vs. New England
		Miami 15, New England 14
	28	12/10/67 vs. San Diego
		Miami 14, San Diego 14
	28	12/19/93 vs. Buffalo
		Buffalo 21, Miami 7
	28	11/27/94 at N.Y. Jets
		Miami 14, N.Y. Jets 14
	28	12/18/13 at Pittsburgh
		Miami 14, Pittsburgh 14
	28	12/24/16 at Buffalo
		Miami 14, Buffalo 14
	28	11/13/17 at Carolina
		Miami 7, Carolina 21
4th –	41	12/21/14 vs. Minnesota
		Miami 23, Minnesota 18
	39	10/10/99 at Indianapolis
		Miami 25, Indianapolis 14
	37	10/23/00 at N.Y. Jets
		N.Y. Jets 30, Miami 7

MOST CONSECUTIVE QUARTERS HELD**SCORELESS BY DOLPHINS**

13	1973, 3rd Q in 8th through 3rd Q in 11th
----	--

MOST CONSECUTIVE QUARTERS HELD**SCORELESS BY OPPONENT**

11	1970, 1st Q in 6th through 3rd Q in 8th
----	---

SCORE BY HALVES, DOLPHINS

1st –	41	10/25/15 vs. Houston
	35	12/17/67 vs. Boston
	31	12/20/70 vs. Buffalo
	31	12/2/85 vs. Chicago
	31	12/7/86 at New Orleans
2nd –	31	9/22/85 vs. Kansas City
	31	12/12/94 vs. Kansas City
	31	9/3/95 vs. N.Y. Jets

SCORE BY HALVES, OPPONENT

1st –	48	9/18/66 at Buffalo
2nd –	38	10/2/66 at San Diego
	36	10/25/09 vs. New Orleans

SCORE BY HALVES, BOTH TEAMS

1st –	58	9/18/66 at Buffalo
		Buffalo 48, Miami 10

	52	9/21/86 at N.Y. Jets N.Y. Jets 31, Miami 21
	52	12/21/08 at Kansas City Kansas City 28, Miami 24
2nd –	52	10/9/83 vs. Buffalo Miami 28, Buffalo 24

TIME OF POSSESSION (SINCE 1977)

HIGHEST TIME OF POSSESSION

Season	32:38	1979
Game	45:07	9/21/09 vs. Indianapolis
	43:39	12/7/87 vs. N.Y. Jets
	41:55	12/16/96 vs. Buffalo

LOWEST TIME OF POSSESSION

Season	27:02	1988
Game	14:28	9/4/88 at Chicago
	16:32	10/1/89 at Houston
	18:02	10/27/96 vs. Dallas

HIGHEST TIME OF POSSESSION ALLOWED

Season	32:58	1988
Game	46:29	10/4/81 vs. N.Y. Jets (OT)
	45:32	9/4/88 at Chicago
	44:53	10/27/97 vs. Chicago (OT)

LOWEST TIME OF POSSESSION ALLOWED

Season	27:22	1979
Game	14:53	9/21/09 vs. Indianapolis
	16:21	12/7/87 vs. N.Y. Jets
	18:05	12/16/96 vs. Buffalo

SCORING DRIVES

LONGEST SCORING DRIVES

By Plays	21	1/1/12 vs. N.Y. Jets (TD, 94 yards, 12:29)
	18	11/11/07 vs. Buffalo (TD, 80 yards, 9:45)
	18	9/14/08 at Arizona (TD, 89 yards, 7:04)
	18	12/27/09 vs. Houston (FG, 61 yards, 4:18)
	17	six times (last: 12/17/17 at Buffalo [FG, 78 yards, 3:54])
By Yards	99	9/10/78 at Baltimore (TD, 7 plays, 3:53)
	99	9/24/89 vs. N.Y. Jets (TD, 7 plays, 1:27)
	97	12/15/02 vs. Oakland (TD, 13 plays, 7:53)
	97	12/28/14 vs. N.Y. Jets (TD, 1 play, 0:14)
	97	10/18/15 at Tennessee (TD, 9 plays, 5:30)
By Time of Possession	12:29	1/1/12 vs. N.Y. Jets (TD, 21 plays, 94)
	10:30	10/16/94 vs. L.A. Raiders (FG, 10 plays, 65 yards)
	10:16	12/10/01 vs. Indianapolis (TD, 15 plays, 78 yards)
	10:09	11/9/09 at New England (TD, 16 plays, 66 yards)

10:01	10/27/74 vs. Baltimore (FG, 16 plays, 73 yards)
-------	---

LONGEST SCORING DRIVES, OPPONENTS

By Plays	20	11/24/97 at Chicago (FG, 77 yards, 11:07)
	19	Seven times, last: 12/22/13 at Buffalo (FG, 92 yards, 9:16)
By Yards	99	12/11/76 vs. Minnesota (TD, 16 plays, 9:07)
	99	10/27/80 at N.Y. Jets (TD, 17 plays, 9:22)
	99	9/30/01 at St. Louis (TD, 11 plays, 5:36)
	99	9/12/11 vs. New England (TD, 1 play, 0:13)
	99	12/11/16 vs. Arizona (TD, 12 plays, 6:43)
By Time of Possession	12:45	12/14/75 at Baltimore (FG, 17 plays, 82 yards)
	11:07	11/24/91 at Chicago (FG, 20 plays, 77 yards)
	11:05	12/16/01 at San Francisco (TD, 17 plays, 98 yards)

FIRST DOWNS

MOST FIRST DOWNS

Season	387	1984
Game	36	12/21/14 vs. Minnesota
	34	11/24/77 at St. Louis
	34	12/12/88 vs. Cleveland

FEWEST FIRST DOWNS

Season	200	1966
Game	6	11/14/99 at Buffalo
	6	12/12/10 at N.Y. Jets
	6	12/22/13 at Buffalo

MOST FIRST DOWNS ALLOWED

Season	359	1988
Game	39	11/27/88 at N.Y. Jets
	*34	1/2/82 vs. San Diego
	34	11/18/84 at San Diego

FEWEST FIRST DOWNS ALLOWED

Season	147	1982 (9 games)
	186	1972
Game	4	11/11/73 vs. Baltimore
	5	9/2/79 at Buffalo
	7	9/24/72 vs. Houston
	7	10/28/90 at Indianapolis

MOST FIRST DOWNS, BOTH TEAMS

Season	701	1984
Game	*59	1/2/82 vs. San Diego
	59	10/9/83 vs. Buffalo
	59	11/27/88 at N.Y. Jets

FEWEST FIRST DOWNS, BOTH TEAMS

Season	312	1982 (9 games)
Game	15	11/9/69 at Boston
	20	12/12/10 at N.Y. Jets
	21	Three times, last 11/11/73 vs. Baltimore

MOST FIRST DOWNS BY**Rushing**

Season	170	1972
Game	19	10/29/72 at Baltimore
	19	11/24/77 at St. Louis

Passing

Season	250	1986
Game	26	12/12/88 vs. Cleveland
	24	9/15/85 vs. Indianapolis
	24	9/21/86 at N.Y. Jets
	24	11/16/86 at Buffalo
	24	9/24/89 vs. N.Y. Jets

Penalty

Season	37	2012
Game	7	11/8/15 at Buffalo
	6	12/4/66 at Denver
	6	11/26/67 vs. Buffalo
	6	9/8/96 at Arizona
	6	12/21/14 vs. Minnesota
	6	10/22/17 vs. N.Y. Jets

FEWEST FIRST DOWNS BY**Rushing**

Season	61	2013
Game	0	10/15/67 at Boston
	*0	1/15/00 at Jacksonville
	*0	1/6/01 at Oakland
	0	9/19/04 at Cincinnati
	0	10/6/13 vs. Baltimore
	0	9/20/15 at Jacksonville
	0	11/24/15 at N.Y. Jets
	0	9/24/17 at N.Y. Jets

Passing

Season	91	1973
Game	1	9/4/83 at Buffalo

Penalty

Season	12	2013
	13	1973
	13	2008

MOST FIRST DOWNS ALLOWED BY**Rushing**

Season	155	1988
Game	**24	1/30/83 vs. Washington
	*18	12/30/95 at Buffalo
	17	Three times, last 1988

Passing

Season	215	2012
Game	23	11/27/88 at N.Y. Jets
	22	11/4/12 at Indianapolis

Penalty

Season	42	2005
Game	7	10/9/83 vs. Buffalo
	7	10/23/00 at N.Y. Jets (OT)
	7	11/13/16 at San Diego

FEWEST FIRST DOWNS ALLOWED BY**Rushing**

Season	66	1969
Game	0	12/20/70 vs. Buffalo
	0	10/13/74 at Washington
	*0	1/9/00 at Seattle
	0	9/14/03 at N.Y. Jets
	0	11/23/06 at Detroit
	0	11/2/08 at Denver

0 10/4/09 vs. Buffalo

0 9/30/12 at Arizona

Passing

Season	78	1973
Game	0	12/8/68 vs. Boston
	1	11/5/79 vs. Houston
	1	12/12/82 at New England

Penalty

Season	8	1973, 1974
--------	---	------------

TOTAL NET YARDS**MOST NET YARDS GAINED**

Season	6,936	1984
Game	584	10/23/88 vs. N.Y. Jets
	*569	1/6/85 vs. Pittsburgh
	552	9/30/84 at St. Louis
	552	10/21/84 at New England

FEWEST NET YARDS GAINED

Season	2,658	1982 (9 games)
	3,458	1966
Game	88	10/12/80 at New England
	101	11/14/99 at Buffalo
	103	12/22/13 at Buffalo

MOST NET YARDS ALLOWED

Season	6,122	2016
Game	622	9/12/11 vs. New England
	597	11/27/88 at N.Y. Jets
	593	10/3/76 vs. Los Angeles

FEWEST NET YARDS ALLOWED

Season	2,312	1982 (9 games)
	3,281	1973
Game	76	10/21/73 vs. Buffalo
	117	10/17/71 vs. New England
	118	10/16/66 vs. Denver
	118	9/21/03 vs. Buffalo

MOST NET YARDS GAINED, BOTH TEAMS

Season	12,374	1986
Game	1,110	9/12/11 vs. New England
	1,083	12/24/16 at Buffalo
	1,066	9/21/86 at N.Y. Jets

FEWEST NET YARDS GAINED, BOTH TEAMS

Season	4,970	1982 (9 games)
	6,076	1973
Game	335	10/16/66 vs. Denver

RUSHING**MOST RUSHING YARDS**

Season	2,960	1972
Game	315	11/11/73 vs. Baltimore
	304	12/3/72 at New England
	302	10/24/71 at N.Y. Jets
	302	11/7/71 vs. Buffalo
	301	9/30/73 vs. New England

FEWEST RUSHING YARDS

Season	1,205	1988
Game	2	11/11/13 at Tampa Bay
	7	11/19/06 vs. Minnesota
	12	11/29/15 at N.Y. Jets
	14	11/19/90 vs. L.A. Raiders
	*14	1/9/99 at Denver
	14	12/23/13 at Buffalo

MOST RUSHING YARDS ALLOWED

Season	2,506	1988
Game	*341	12/30/95 at Buffalo
	305	12/18/88 at Pittsburgh
	299	9/30/07 vs. Oakland

FEWEST RUSHING YARDS ALLOWED

Season	1,285	1982 (9 games)
	1,430	1994
Game	14	11/2/08 at Denver
	16	9/2/66 vs. Oakland
	16	11/28/10 at Oakland

MOST RUSHING YARDS, BOTH TEAMS

Season	4,627	1978
Game	533	12/24/16 at Buffalo
	508	11/7/71 vs. Buffalo
	487	12/5/76 vs. Buffalo

FEWEST RUSHING YARDS, BOTH TEAMS

Season	2,629	1982 (9 games)
Game	67	9/8/13 at Cleveland
	74	11/23/98 at New England
	79	12/19/99 vs. San Diego

MOST RUSHING ATTEMPTS

Season	613	1972
Game	58	10/5/75 at Green Bay
	56	9/12/82 at N.Y. Jets
	55	11/24/77 at St. Louis

FEWEST RUSHING ATTEMPTS

Season	326	1967
Game	*8	1/8/95 at San Diego
	**9	1/20/85 vs. San Francisco
	9	9/7/86 at San Diego
	9	11/29/15 at N.Y. Jets
	10	9/4/88 at Chicago
	10	12/2/90 at Washington

MOST RUSHING ATTEMPTS, OPPONENT

Season	557	1988
Game	*59	1/12/86 vs. New England
	54	9/4/88 at Chicago
	**52	1/30/83 vs. Washington
	*52	12/30/95 at Buffalo

FEWEST RUSHING ATTEMPTS, OPPONENT

Season	293	1982 (9 games)
	387	1970
Game	7	9/4/94 at Green Bay
	10	11/23/06 at Detroit
	10	12/11/17 vs. New England
	11	9/14/03 at N.Y. Jets
	11	9/21/09 vs. Indianapolis

HIGHEST RUSHING AVERAGE

Season	5.00	1971
	4.97	1973

LOWEST RUSHING AVERAGE

Season	3.12	1997
	3.27	1999

HIGHEST RUSHING AVERAGE, OPPONENT

Season	4.88	1968
	4.84	2016

LOWEST RUSHING AVERAGE, OPPONENT

Season	3.29	2003
	3.51	2006

PASSING

MOST NET YARDS PASSING

Season	5,018	1984
Game	521	10/23/88 vs. N.Y. Jets
	456	9/4/94 vs. New England
	446	9/24/89 vs. N.Y. Jets

FEWEST NET YARDS PASSING

Season	1,314	1982 (9 games)
	1,582	1973
Game	22	11/23/69 vs. Houston

	*26	12/30/73 vs. Oakland
	26	9/4/83 at Buffalo

MOST NET YARDS PASSING ALLOWED

Season	4,000	2015
Game	516	9/12/11 vs. New England
	449	9/21/86 at N.Y. Jets
	427	10/1/67 at N.Y. Jets

FEWEST NET YARDS PASSING ALLOWED

Season	1,027	1982 (9 games)
	1,290	1973
Game	1	10/21/73 vs. Buffalo
	11	11/5/79 vs. Houston
	13	12/12/82 at New England

MOST NET YARDS PASSING, BOTH TEAMS

Season	8,336	1986
Game	884	9/21/86 at N.Y. Jets

FEWEST NET YARDS PASSING, BOTH TEAMS

Season	2,341	1982 (9 games)
	2,872	1973
Game	72	12/12/82 at New England

MOST GROSS YARDS PASSING

Season	5,146	1984
Game	521	10/23/88 vs. N.Y. Jets
	473	9/4/94 vs. New England
	470	12/2/84 vs. L.A. Raiders

FEWEST GROSS YARDS PASSING

Season	1,401	1982 (9 games)
	1,675	1973
Game	*34	12/30/73 vs. Oakland
	46	9/4/83 at Buffalo
	46	12/21/03 at Buffalo

MOST GROSS YARDS PASSING ALLOWED

Season	4,223	2011
Game	517	9/12/11 vs. New England
	479	9/21/86 at N.Y. Jets
	440	10/1/67 at N.Y. Jets

FEWEST GROSS YARDS PASSING ALLOWED

Season	1,281	1982 (9 games)
	1,604	1973
Game	13	12/12/82 at New England
	25	11/5/79 vs. Houston
	35	12/9/73 at Baltimore

MOST PASS ATTEMPTS

Season	645	1986
Game	*66	12/30/95 at Buffalo
	65	12/4/05 vs. Buffalo
	62	10/22/06 vs. Green Bay

FEWEST PASS ATTEMPTS

Season	238	1982 (9 games)
	256	1973
Game	*6	12/30/73 vs. Oakland
	**7	1/13/74 vs. Minnesota
	*8	1/2/72 vs. Baltimore

MOST PASS ATTEMPTS, OPPONENT

Season	600	2012
Game	59	10/23/00 at N.Y. Jets (OT)
	58	10/4/92 at Buffalo
	56	11/18/84 at San Diego
	56	9/7/14 vs. New England

FEWEST PASS ATTEMPTS, OPPONENT

Season	226	1982 (9 games)
	320	1973
Game	5	12/12/82 at New England
	8	11/14/76 at Pittsburgh
	8	12/9/73 at Baltimore

MOST PASS COMPLETIONS

Season	394	2014
Game	39	11/16/86 at Buffalo
	38	11/23/97 at New England
	35	six times (last: 12/21/14 vs. Minnesota)

FEWEST PASS COMPLETIONS

Season	129	1982 (9 games)
	133	1973
Game	3	10/15/73 at Cleveland
	*3	12/30/73 vs. Oakland

MOST PASS COMPLETIONS, OPPONENT

Season	368	2016
Game	38	10/9/83 vs. Buffalo
	37	11/18/84 at San Diego
	37	12/4/16 at Baltimore

FEWEST PASS COMPLETIONS, OPPONENT

Season	119	1982 (9 games)
	151	1973
Game	2	11/9/69 at Boston
	2	12/12/82 at New England
	4	11/14/76 at Pittsburgh

INTERCEPTIONS

MOST INTERCEPTIONS

Season	32	1978, 458 yards
Game	6	12/3/73 vs. Pittsburgh
	6	10/19/75 at N.Y. Jets
	6	9/10/78 at Baltimore
	6	11/21/82 at Buffalo
	6	10/16/83 at N.Y. Jets
	6	12/6/98 at Oakland

FEWEST INTERCEPTIONS

Season	8	2006, 116 yards
	9	2017, 99 yards
	10	1997, 92 yards
	10	2012, 99 yards

MOST INTERCEPTIONS, OPPONENT

Season	32	1966, 370 yards
Game	6	11/13/66 at Kansas City

FEWEST INTERCEPTIONS, OPPONENT

Season	7	2008, 130 yards
--------	---	-----------------

MOST INTERCEPTION RETURN YARDS

Season	522	1966
Game	218	10/4/92 at Buffalo

FEWEST INTERCEPTION RETURN YARDS

Season	66	2010
	92	1997, 2004

MOST INTERCEPTION RETURN YARDS, OPPONENT

Season	596	1969
Game	160	11/23/97 at New England
	151	12/2/84 vs. L.A. Raiders
	151	11/18/01 vs. N.Y. Jets

FEWEST INTERCEPTION RETURN YARDS, OPPONENT

Season	100	1985 (16 games)
	96	1982 (9 games)

PENALTIES

MOST PENALTIES

Season	137	2017, 1,154 yards
	134	2015, 1,090 yards
Game	18	10/9/05 at Buffalo
	17	11/19/17 vs. Tampa Bay

MOST YARDS PENALIZED

Season	1,154	2017, on 137
	1,141	2016, on 125
Game	149	10/12/03 at Jacksonville
	145	12/31/17 vs. Buffalo
	143	10/1/95 at Cincinnati

FEWEST PENALTIES

Season	34	1982, 240 yards (9 games)
	48	1968, 485 yards (14 games)
Game	0	12/23/67 vs. Houston
	0	12/8/68 vs. Boston
	0	9/29/91 at N.Y. Jets
	*0	1/10/93 vs. San Diego
	0	12/21/98 vs. Denver
	0	9/15/13 at Indianapolis

FEWEST YARDS PENALIZED

Season	240	1982, on 34 (9 games)
	416	1973, on 52
Game	0	12/23/67 vs. Houston
	0	12/8/68 vs. Boston
	0	9/29/91 at N.Y. Jets
	*0	1/10/93 vs. San Diego
	0	12/21/98 vs. Denver
	0	9/15/13 at Indianapolis

MOST PENALTIES, OPPONENT

Season	122	2017, 1,077 yards
	121	2012, 1,045 yards
	121	2015, 1,005 yards
Game	19	12/22/85 vs. Buffalo
	17	10/18/87 at N.Y. Jets
	15	10/9/83 vs. Buffalo

MOST YARDS PENALIZED, OPPONENT

Season	1,077	2017, on 122
	1,045	2012, on 121
Game	163	10/4/15 vs. N.Y. Jets (at London)
	156	9/20/69 at Oakland
	144	11/5/67 at Buffalo

FEWEST PENALTIES, OPPONENT

Season	57	1982, 461 yards (9 games)
	59	1967, 691 yards
Game	1	18 times, last 12/15/13 vs. New England

FEWEST YARDS PENALIZED, OPPONENT

Season	461	1982, on 57 (9 games)
	525	1974, on 67
Game	2	12/15/13 vs. New England
	5	Seven times, last 10/12/08 at Houston

MOST PENALTIES, BOTH TEAMS

Season	259	2017, 2,231 yards
Game	26	12/22/85 vs. Buffalo
	26	11/19/17 vs. Tampa Bay
	25	10/9/05 at Buffalo

MOST YARDS PENALIZED, BOTH TEAMS

Season	2,231	2017, on 259
	2,095	2015, on 255
Game	243	10/4/15 vs. N.Y. Jets (at London)
	230	10/3/70 vs. Oakland
	227	11/30/69 vs. Boston (at Tampa)

FEWEST PENALTIES, BOTH TEAMS

Season	112	1967, 1,181 yards
Game	2	12/23/67 vs. Houston
	2	11/11/73 vs. Baltimore
	2	12/12/82 at New England

FEWEST YARDS PENALIZED, BOTH TEAMS

Season	1,032	1973, on 113
Game	10	11/11/73 vs. Baltimore
	10	12/12/82 at New England
	13	9/15/13 at Indianapolis

PUNTING

MOST PUNTS

Season	99	2004
Game	11	12/7/03 at New England

MOST PUNT YARDS

Season	4,380	2015, 47.6 average
Game	564	12/12/10 at N.Y. Jets
	501	12/22/13 at Buffalo

FEWEST PUNTS

Season	35	1982 (9 games)
	44	1972
Game	0	9/23/79 vs. Chicago
	0	10/12/86 vs. Buffalo
	0	12/12/88 vs. Cleveland
	0	12/28/03 vs. N.Y. Jets

MOST PUNTS, OPPONENT

Season	102	2004
Game	11	11/11/73 vs. Baltimore
	11	12/7/03 at New England

MOST PUNT YARDS, OPPONENT

Season	4,313	2011, 45.4 average
Game	475	9/20/98 vs. Pittsburgh

FEWEST PUNTS, OPPONENT

Season	40	1982 (9 games)
--------	----	----------------

52 1967

Game	0	12/17/67 vs. Boston
	0	9/21/97 at Tampa Bay
	0	11/7/10 at Baltimore
	1	17 times, last 12/21/08 at Kansas City

MOST PUNTS, BOTH TEAMS

Season	201	2004
Game	22	12/7/03 at New England

FEWEST PUNTS, BOTH TEAMS

Season	75	1982
Game	1	10/12/86 vs. Buffalo
	2	9/23/79 vs. Chicago
	2	12/12/88 vs. Cleveland

HIGHEST PUNTING AVERAGE

Season	49.7	2012
x-Game	58.8	9/23/12 vs. N.Y. Jets

HIGHEST PUNTING AVERAGE, OPPONENT

Season	46.7	2008, 61 punts
x-Game	56.7	11/24/13 vs. Carolina

x-minimum 4 punts

PUNT RETURNS

MOST PUNT RETURNS

Season	55	1983, 581 yards
Game	7	10/19/69 at Kansas City
	7	9/19/04 at Cincinnati
	7	11/24/13 vs. Carolina

MOST PUNT RETURN YARDS

Season	581	1983, 55 returns
Game	123	10/19/69 at Kansas City
	123	12/13/93 vs. Pittsburgh

MOST PUNT RETURNS, OPPONENT

Season	50	2015, 526 yards
Game	9	12/12/10 at N.Y. Jets
	8	9/9/66 vs. N.Y. Jets
	8	12/24/05 vs. Tennessee

MOST PUNT RETURN YARDS, OPPONENT

Season	526	2015, 50 returns
Game	115	10/12/80 at New England
	113	11/16/08 vs. Oakland

KICKOFF RETURNS

MOST KICKOFF RETURNS

Season	78	2007, 1,552 yards
Game	9	9/18/66 at Buffalo
	9	9/7/86 at San Diego
	*9	1/12/91 at Buffalo
	*9	1/15/00 at Jacksonville
	9	12/2/07 vs. N.Y. Jets

MOST KICKOFF RETURN YARDS

Season	1,739	2009, 75 returns
Game	299	11/1/09 at N.Y. Jets
	245	12/5/71 at New England

MOST KICKOFF RETURNS, OPPONENT

Season	85	1995, 1,782 yards
Game	9	11/24/77 at St. Louis
	9	9/3/95 vs. N.Y. Jets

MOST KICKOFF RETURN YARDS, OPPONENT

Season	1,782	1995, 85 returns
Game	251	12/12/94 vs. Kansas City
	248	9/21/08 at New England

SACKS**MOST SACKS**

Season	49	1983, 363 yards
	49	2005, 375 yards
	48	2000, 270 yards
Game	9-59	10/21/73 vs. Buffalo
	8-61	9/20/81 at Houston
	8-57	9/13/98 vs. Buffalo
	8-47	12/6/98 at Oakland
	8-34	11/28/04 at San Francisco
	8-53	11/23/06 at Detroit
	8-55	9/30/12 at Arizona

FEWEST SACKS

Season	16	1966, 180 yards
--------	----	-----------------

MOST SACKS, OPPONENT

Season	58	2013, 399 yards
	53	1969, 481 yards
	52	1968, 441 yards
	52	2004, 326 yards
	52	2011, 334 yards
Game	9-53	10/17/99 at New England
	9-60	12/11/11 vs. Philadelphia

FEWEST SACKS, OPPONENT

Season	7	1988, 41 yards
--------	---	----------------

MOST CONSECUTIVE GAMES WITH NO SACKS ALLOWED

19	5th through 16th in 1988 and 1st through 7th in 1989
----	--

MOST SACKS, BOTH TEAMS

Season	100	2013, 671 yards
	93	2011, 573 yards

FEWEST SACKS, BOTH TEAMS

Season	31	1988, 208 yards
--------	----	-----------------

FUMBLES**MOST FUMBLES**

Season	42	2004
Game	8	12/9/07 at Buffalo
	7	10/6/96 vs. Seattle

MOST FUMBLES LOST

Season	20	1985
Game	5-5	9/25/83 vs. Kansas City
	*6-5	1/15/00 at Jacksonville
	4-4	10/15/67 at Boston
	5-4	11/15/70 vs. New Orleans
	4-4	9/19/71 at Denver
	*5-4	1/12/86 vs. New England
	4-4	9/7/86 at San Diego
	5-4	10/18/90 vs. New England
	4-4	12/27/98 at Atlanta

FEWEST FUMBLES

Season	12	2000
--------	----	------

MOST FUMBLES, OPPONENT

Season	38	1971
	38	1983
Game	7	11/7/71 vs. Buffalo
	7	9/18/77 at Buffalo
	7	10/23/83 at Baltimore
	7	12/4/94 vs. Buffalo

MOST FUMBLES LOST, OPPONENT

Season	21	1971, 1978
--------	----	------------

TAKEAWAY/GIVEAWAY**BEST RATIO**

Season	+23	1978, 53 TAs, 30 GAs
	+18	1972, 46 TAs, 28 GAs
	+17	1983, 44 TAs, 27 GAs
	+17	2008, 30 TAs, 13 GAs

WORST RATIO

Season	-18	1989, 23 TAs, 41 GAs
	-17	2004, 25 TAs, 42 GAs
	-14	2017, 15 TAs, 29 GAs

MOST TAKEAWAYS

Season	53	1978, 21 FRs, 32 INTs
	46	1966, 15 FRs, 31 INTs
	46	1972, 20 FRs, 26 INTs

FEWEST TAKEAWAYS

Season	15	2017, 6 FRs, 9 INTs
	16	2012, 6 FRs, 10 INTs
	16	2015, 3 FRs, 13 INTs
	19	2010, 8 FRs, 11 INTs
	21	1991, 9 FRs, 12 INTs
	21	2009, 6 FRs, 15 INTs

MOST TAKEAWAYS, OPPONENT

Season	44	1967, 16 FRs, 28 INTs
	42	1966, 10 FRs, 32 INTs
	42	1969, 13 FRs, 29 INTs
	42	1980, 16 FRs, 26 INTs
	42	2004, 16 FRs, 12 INTs

FEWEST TAKEAWAYS, OPPONENT

Season	13	2008, 6 FRs, 7 INTs
	19	2015, 7 FRs, 12 INTs
	20	1997, 8 FRs, 12 INTs
	23	1971, 13 FRs, 10 INTs
	23	1976, 8 FRs, 15 INTs
	23	1982, 10 FRs, 13 INTs
	23	2014, 11 FRs, 12 INTs
	23	2016, 8 FRs, 15 INTs

BLOCKED PUNTS**MOST BLOCKED PUNTS**

Season	3	2014
	2	1972, 1973, 1974, 1978, 1991, 1996, 2011

ALL-TIME LEADERS

(**Boldface** indicates active player)

RUSHING

PLAYER	YEARS	NO.	YDS.	AVG.	LG	TD
1. Larry Csonka	1968-74, 1979	1506	6737	4.5	54t	53
2. Ricky Williams	2002-03, 2005, 2007-10	1509	6436	4.3	68t	48
3. Ronnie Brown	2005-10	1128	4815	4.3	65t	36
4. Mercury Morris	1969-75	754	3877	5.1	70t	29
5. Jim Kiick	1968-74	997	3644	3.7	56	28
6. Tony Nathan	1979-87	732	3543	4.8	46	16
7. Karim Abdul-Jabbar	1996-99	888	3063	3.4	45	33
8. Lamar Miller	2012-15	638	2930	4.6	97t	19
9. Mark Higgs	1990-94	702	2648	3.8	31	14
10. Delvin Williams	1978-80	643	2632	4.1	65	13
11. Andra Franklin	1981-84	622	2232	3.6	29	22
12. Benny Malone	1974-78	503	2129	4.2	66t	16
13. Lamar Smith	2000-01	622	2107	3.4	68t	20
14. Reggie Bush	2011-12	443	2072	4.7	76t	12
15. Bernie Parmalee	1992-98	513	1959	3.8	47t	15
16. Lorenzo Hampton	1985-89	500	1949	3.9	54t	22
17. Jay Ajayi	2015-17	447	1924	4.3	62t	9
18. Sammie Smith	1989-91	509	1787	3.5	33	15
19. Woody Bennett	1980-88	419	1744	4.2	25	9
20. Don Nottingham	1973-77	365	1524	4.2	56	25
21. Norm Bulaich	1975-79	340	1498	4.4	63	17
22. Daniel Thomas	2011-14	409	1480	3.6	55	10
23. Gary Davis	1976-79	317	1389	4.4	65t	7
24. Troy Stradford	1987-90	343	1332	3.9	51	10
25. Travis Minor	2001-06	277	1133	4.1	56t	8
26. Ron Davenport	1985-89	274	1127	4.1	64	13
27. Ryan Tannehill	2012-17	216	1065	4.9	48	6
28. Terry Kirby	1993-95	287	1037	3.6	38	9
29. Bob Griese	1967-80	261	994	3.8	35	7
30. Sammy Morris	2004-06	240	981	4.1	55	8
31. Irving Spikes	1994-97	252	934	3.7	49	8
32. Leroy Harris	1977-78	214	929	4.3	77t	6
33. Jay Fiedler	2000-04	201	834	4.1	30	11
34. Kenyan Drake	2016-17	166	823	5.0	66t	5
35. David Woodley	1980-83	173	771	4.5	29	9
36. J.J. Johnson	1999-01	219	748	3.4	34	5
37. Joe Carter	1984-86	118	589	5.0	35	1
38. Stan Mitchell	1966-70	173	548	3.1	30	4
39. Joe Auer	1966-67	165	544	3.3	41	5
40. Marc Logan	1989-91	140	523	3.7	17	2
41. Jesse Chatman	2005, 2007	128	515	4.0	30	1
42. John Avery	1998-99	143	503	3.5	44	2
43. Damien Williams	2014-17	133	477	3.6	69	3
44. Bobby Humphrey	1992	102	471	4.6	21	1
45. Hubert Ginn	1970-75	101	415	4.1	46	3
46. Cecil Collins	1999	131	414	3.2	25t	2
47. David Overstreet	1983	85	392	4.6	44	1
48. Keith Byars	1993-96	98	377	3.8	77t	6
49. Chris Chambers	2001-07	41	355	8.7	61	0
50. Sam Price	1966-68	82	313	3.8	38	1
51. Abner Haynes	1967	56	274	4.9	65t	2
52. Lousaka Polite	2008-10	86	270	3.1	14	1
53. Cookie Gilchrist	1966	72	262	3.6	22	0
54. Terry Robiskie	1980-81	78	250	3.2	36	2
55. Nat Moore	1974-86	40	249	6.2	36	1
56. Steve Howell	1979-81	68	235	3.4	23	1
57. Billy Joe	1966	71	232	3.3	14	0
58. Charles Leigh	1971-74	48	228	4.8	34t	1
59. Tom Vigorito	1981-85	54	215	4.0	33t	2

PLAYER	YEARS	NO.	YDS.	AVG.	LG	TD
Stan Winfrey	1975-77	55	215	3.9	13	1
61. Stanley Pritchett	1996-99	63	211	3.3	25	2
62. Eddie Hill	1981-84	52	209	4.0	24	1
63. Autry Denson	1999-00	59	206	3.5	20	0
64. Ronald Scott	1987	47	199	4.2	24	3
65. Jack Harper	1967-68	41	197	4.8	37t	1
66. Chad Henne	2008-11	66	196	3.0	20	2
67. Freddie Solomon	1975-77	14	190	13.6	59t	1
68. Jerris McPhail	1996-97	23	174	7.6	71t	1
69. James McKnight	2001-03	15	172	11.5	68t	1
70. Patrick Cobbs	2006-10	37	171	4.6	44	2
71. Paul Warfield	1970-74	16	166	10.4	39	0
72. Pete Johnson	1984	68	159	2.3	9	9
Larry Seiple	1967-77	16	159	9.9	34	0
74. Knowshon Moreno	2014	31	148	4.8	15	1
75. Jim Jensen	1981-92	26	142	5.5	23	0
76. Leonard Henry	2002-04	46	141	3.1	53	0
77. George Wilson	1966	27	137	5.1	37	0
78. Thurman Thomas	2000	28	136	4.9	25	0
79. Rick Casares	1966	43	135	3.1	10	0
80. Ray Lucas	2001-02	44	132	3.0	17	3
81. Tony Paige	1990-92	49	131	2.7	11	3
82. Lex Hilliard	2009-11	39	130	3.3	18	2
83. Lorenzo Booker	2007	28	125	4.5	22	0
84. Ted Ginn, Jr.	2007-09	16	124	7.8	40t	2
Damon Huard	1997-00	28	124	4.4	25	0
86. Jonas Gray	2015	31	122	3.9	16	0
87. Earl Morrall	1972-76	23	120	5.2	31t	1
88. Jarvis Landry	2014-17	26	119	4.6	22t	1
89. Rob Konrad	1999-04	38	114	3.0	18t	1
90. Aaron Craver	1991-94	29	110	3.8	19	1
91. Cleo Lemon	2005-07	34	109	3.2	11	4
92. Mark Clayton	1983-92	14	108	7.7	30	0
Gene Milton	1968-69	9	108	12.0	34	0
94. Robert Edwards	2002	20	107	5.4	19	1
95. Samkon Gado	2007	35	104	3.0	20t	3
96. Scott Secules	1989-91	16	103	6.4	17	1
97. Scott Mitchell	1990-93	29	99	3.4	32	0
98. Kyle Mackey	1987	17	98	5.8	17	2
99. Dan Marino	1983-99	301	87	0.3	15	9
100. Pat White	2009	21	81	3.9	33	0
101. George Chesser	1966-67	18	77	4.3	19	0
102. Tyler Thigpen	2009-10	14	74	5.3	12	0
103. Frank Jackson	1966-67	3	70	23.3	48	0
104. Chad Pennington	2008-10	33	69	2.1	16	1
105. Matt Moore	2011-17	46	66	1.4	16	2
106. Brian Hartline	2009-14	7	65	9.3	30	1
Larry Izzo	1996-00	2	65	32.5	39	0
108. Lamar Gordon	2004	35	64	1.8	11	0
Steve Slaton	2011	17	64	3.8	28	1
110. Gus Frerotte	2005	27	61	2.3	14	0
Bob Torrey	1979	13	61	4.7	17	1
112. Clarence Bailey	1987	10	55	5.5	13	0
Arian Foster	2016	22	55	2.5	9	0
114. Brock Forsey	2004	19	53	2.8	15	0
115. O.J. McDuffie	1993-01	15	49	3.3	12	0
Mike Wallace	2013-14	7	49	7.0	13	0
117. Jim Braxton	1978	20	48	2.4	15	2
118. Nick Giaquinto	1980-81	8	47	5.9	20	0
119. Mark Konecny	1987	6	46	7.7	19	0
120. John Tagliaferri	1987	13	45	3.5	7	1
121. Lawrence Phillips	1997	18	44	2.4	8	0
122. Bernie Kosar	1994-96	9	42	4.7	17	1
123. Rickey Isom	1987	9	41	4.6	8	1
Rick Norton	1966-69	19	41	2.2	13	0

	PLAYER	YEARS	NO.	YDS.	AVG.	LG	TD
125.	James Saxon	1992-94	17	36	2.1	9	0
126.	Duriel Harris	1976-83, 1985	3	33	11.0	20	0
	Matt Turk	2000-01, 2003-04	4	33	8.3	23	0
128.	Jay Cutler	2017	19	32	1.7	9	0
	Trent Green	2007	7	32	4.6	23	0
130.	Rich Diana	1982	8	31	3.9	7	0
131.	Davone Bess	2008-12	7	30	4.3	13	0
	Seniorise Perry	2017	8	30	3.8	12	0
133.	Tom Brown	1987-89	16	29	1.8	6	0
134.	Lee Suggs	2006	6	26	4.3	7	0
	Marcus Thigpen	2012-13	7	26	3.7	9	0
136.	Marlon Moore	2010-13	2	25	12.5	16	0
137.	Craig Erickson	1996-98	15	24	1.6	12	0
	Joey Harrington	2006	19	24	1.3	7	0
	John Stofa	1966-67, 1969-70	7	24	3.4	14	1
140.	Marty Booker	2004-07	6	23	3.8	18	0
141.	Isaiah Pead	2016	8	22	2.8	4	0
142.	Joe Cribbs	1988	5	21	4.2	11	0
	Mike Gillislee	2013-14	6	21	3.5	6	0
	Dedric Ward	2001-02	2	21	10.5	16	0
145.	Daunte Culpepper	2006	10	20	2.0	7	1
	Don Strock	1974-87	51	20	0.4	18	2
147.	Brandon Marshall	2010-11	3	16	5.3	13	0
148.	Charles Clay	2011-14	7	15	2.1	13	1
	Brian Griese	2003	5	15	3.0	9	0
150.	MarQueis Gray	2016-17	5	14	2.8	5	0
	Garrett Limbrick	1990	5	14	2.8	5	0
152.	A.J. Feeley	2004-05	14	13	0.9	7t	1
	Jakeem Grant	2016-17	4	13	3.3	7	0
	Jovorskis Lane	2012	13	13	1.0	4	2
	Tom Orosz	1981-82	1	13	13.0	13	0
	Gary Tucker	1968	4	13	3.3	7	0
157.	John Beck	2007-08	9	12	1.3	8	1
	Marlin Briscoe	1972-74	3	12	4.0	17	0
	Charles Jordan	1996-98	3	12	4.0	16	0
	Ron Moore	1998	4	12	3.0	4	0
161.	Terry Anderson	1977-78	1	11	11.0	11	0
	Terry Cole	1971	3	11	3.7	4	0
	Cleveland Gary	1994	7	11	1.6	4	0
164.	Nuu Faaola	1989	2	10	5.0	5	0
	Pete Roth	1987	3	10	3.3	9	0
166.	LaMichael James	2014-15	3	9	3.0	5	0
	Vick King	2004	4	9	2.3	3	0
168.	David Fales	2017	4	8	2.0	3	1
	Randy McMichael	2002-06	1	8	8.0	8	0
170.	Jimmy Hines	1969	1	7	7.0	7	0
	John Kidd	1994-97	2	7	3.5	4	0
	Hendrick Lusk	1998	1	7	7.0	7	0
	Rishard Matthews	2012-15	2	7	3.5	4	0
174.	Kevin Curtis	2010	1	6	6.0	6	0
	Todd Doxzon	1998	2	6	3.0	3	0
	Craig Ellis	1986	3	6	2.0	2	0
	Tony Martin	1989-93, 1999-00	4	6	1.5	8	0
	Dick Wood	1966	5	6	1.2	7	1
179.	Reagan Mauia	2007	4	5	1.3	3	0
	Sage Rosenfels	2002-05	9	5	0.6	12	0
	Kory Sheets	2009-10	1	5	5.0	5	0
	Don Testerman	1980	1	5	5.0	5	0
	Wes Welker	2004-06	1	5	5.0	5	0
	Robert Wilson	1994-96	2	5	2.5	5	0
185.	Clyde Gates	2011	1	4	4.0	4	0
	Nate Jacquet	1998-99	1	4	4.0	4	0
187.	Fred Banks	1987-93	1	3	3.0	3	0
	Chris Clemons	2009-13	1	3	3.0	3	0
	Larry Cowan	1982	1	3	3.0	3	0
	Roosevelt Potts	1997	1	3	3.0	3	0

	PLAYER	YEARS	NO.	YDS.	AVG.	LG	TD
	Leslie Shepherd	2000	4	3	0.8	14	0
192.	Orleans Darkwa	2014	4	2	0.5	7	0
	Bruce Hardy	1978-89	1	2	2.0	2	0
	Larry Johnson	2011	1	2	2.0	2	0
	Ray Nealy	1997	1	2	2.0	2	0
	Greg Camarillo	2007-09	2	1	0.5	6	0
	JP Losman	2011	2	1	0.5	1	0
198.	Matt Darr	2015-16	1	0	0.0	0	0
	Jim Del Gaizo	1972, 1975	1	0	0.0	0	0
	Heath Evans	2005	1	0	0.0	0	0
	Brandon Fields	2007-14	3	0	0.0	0	0
	Kim Hammond	1968	1	0	0.0	0	0
	Clayton Heath	1976	1	0	0.0	0	0
	Donnie Jones	2005-06	2	0	0.0	0	0
	Barry Pryor	1969-70	2	0	0.0	5	0
206.	Doug Pederson	1993	2	-1	-0.5	5	0
207.	Obafemi Ayanbadejo	2003	1	-2	-2.0	-2	0
	Guy Benjamin	1978-79	1	-2	-2.0	-2	0
	Bert Emanuel	2000	3	-2	-0.7	0	0
	Mike Michel	1977	1	-2	-2.0	-2	0
	Doug Moreau	1966-69	1	-2	-2.0	-2	0
	Scott Zolak	1999	2	-2	-1.0	-1	0
213.	Jack Clancy	1967-69	3	-4	-1.3	2	0
	Steve DeBerg	1993	4	-4	-1.0	-1	0
	Irving Fryar	1993-95	3	-4	-1.3	2	0
216.	Olindo Mare	1997-06	1	-5	-5.0	-5	0
217.	George Roberts	1978-80	1	-7	-7.0	-7	0
218.	Reggie Roby	1983-92	5	-8	-1.6	0	0
219.	George Mira	1971	6	-9	-1.5	3	0
220.	Mark Dupler	1982-92	1	-10	-10.0	-10	0
221.	Ferrell Edmunds	1988-92	2	-15	-7.5	-4	0
222.	Karl Noonan	1966-71	2	-20	-10.0	-9	0

PASSING

	PLAYER	YEARS	ATT.	COMP.	YDS.	PCT.	TD	INT	RATE
1.	Dan Marino	1983-99	8358	4967	61361	59.4	420	252	86.4
2.	Bob Griese	1967-80	3429	1926	25092	56.2	192	172	77.1
3.	Ryan Tannehill	2012-17	2637	1653	18455	62.7	106	66	86.5
4.	Jay Fiedler	2000-04	1603	936	11040	58.4	66	63	76.8
5.	Chad Henne	2008-11	1065	646	7114	60.7	31	37	75.7
6.	David Woodley	1980-83	961	508	5928	52.9	34	42	65.4
7.	Don Strock	1974-87	688	388	4613	56.4	39	37	73.5
8.	Matt Moore	2011-17	591	359	4298	60.7	29	19	86.0
9.	Chad Pennington	2008-10	552	373	4085	67.6	20	9	94.5
10.	Gus Frerotte	2005	494	257	2996	52.0	18	13	71.9
11.	Jay Cutler	2017	429	266	2666	62.0	19	14	80.8
12.	Earl Morrall	1972-76	284	153	2335	53.9	17	17	76.2
13.	Joey Harrington	2006	388	223	2236	57.5	12	15	68.2
14.	Cleo Lemon	2005-07	377	211	2185	56.0	8	7	72.2
15.	A.J. Feeley	2004-05	356	191	1893	53.7	11	15	61.7
16.	Scott Mitchell	1990-93	241	135	1805	56.0	12	9	81.0
17.	Rick Norton	1966-69	377	156	1751	41.4	6	30	28.1
18.	Damon Huard	1997-00	288	170	1691	59.0	9	8	74.6
19.	Steve DeBerg	1993	188	113	1521	60.1	6	7	81.0
20.	Ray Lucas	2001-02	163	94	1090	57.7	4	6	70.8
21.	Dick Wood	1966	230	83	993	36.1	4	14	30.6
22.	Trent Green	2007	141	85	987	60.3	5	7	72.6
	Bernie Kosar	1994-96	152	105	987	69.1	5	6	81.2
24.	Craig Erickson	1996-98	127	68	945	53.5	4	3	78.4
25.	Daunte Culpepper	2006	134	81	929	60.4	2	3	77.0
26.	John Stofa	1966-67, 1969-70	135	61	862	45.2	7	6	65.1
27.	Brian Griese	2003	130	74	813	56.9	5	6	69.2
28.	Sage Rosenfels	2002-05	109	54	776	49.5	6	6	68.4
29.	George Wilson, Jr.	1966	112	46	764	41.1	5	10	42.4
30.	Kyle Mackey	1987	109	57	604	52.3	3	5	58.8

PLAYER	YEARS	ATT.	COMP.	YDS.	PCT.	TD	INT	RATE
31. John Beck	2007-08	107	60	559	56.1	1	3	62.0
32. Tyler Thigpen	2009-10	70	37	518	52.9	3	4	67.4
33. Scott Secules	1989-92	70	33	393	47.1	2	5	44.5
34. David Fales	2017	43	29	265	67.4	1	1	82.0
35. Jim Del Gaizo	1972, 1975	9	5	165	55.6	2	1	100.5
36. George Mira	1971	30	11	159	36.7	1	1	51.9
37. Ron Jaworski	1987-88	14	9	123	64.3	1	0	116.1
38. Guy Benjamin	1978-79	12	9	119	75.0	1	1	99.0
39. Kim Hammond	1968	26	13	116	50.0	0	2	30.3
40. Jim Jensen	1981-92	7	4	102	57.1	2	0	141.4
41. Marlin Briscoe	1972-74	4	3	72	75.0	0	0	116.7
42. Larry Seiple	1967-77	3	3	69	100.0	0	0	118.8
43. Ronnie Brown	2005-10	12	4	63	33.3	2	0	91.3
44. Tony Nathan	1979-87	8	4	61	50.0	1	0	115.1
45. JP Losman	2011	10	6	60	60.0	0	0	77.1
46. Marty Booker	2004-07	3	1	48	33.3	0	0	81.9
Mark Clayton	1983-92	2	1	48	50.0	1	1	95.8
48. Doug Pederson	1993	8	4	41	50.0	0	0	65.1
49. Jim Kiick	1968-74	3	2	38	66.7	0	0	109.7
50. Terry Kirby	1993-95	1	1	31	100.0	1	0	158.3
Nat Moore	1974-86	2	1	31	50.0	0	0	95.8
52. Jack Clancy	1967-69	1	1	17	100.0	0	0	118.8
53. Eddie Hill	1981-84	2	1	14	50.0	0	0	72.9
54. Keith Byars	1993-96	2	1	11	50.0	1	0	106.3
Archie Roberts	1967	10	5	11	50.0	0	1	16.7
56. Jarvis Landry	2014-17	3	1	9	33.3	0	0	42.4
57. Scott Stankavage	1987	7	4	8	57.1	0	1	22.6
58. Troy Stradford	1987-90	2	1	6	50.0	0	0	56.3
59. Brandon Fields	2007-14	1	0	0	0.0	0	0	39.6
MarQueis Gray	2016-17	1	0	0	0.0	0	0	39.6
Matt Haack	2017	1	0	0	0.0	0	0	39.6
Bruce Hardy	1978-89	1	0	0	0.0	0	0	39.6
Booth Lusteg	1967	1	0	0	0.0	0	0	39.6
Brandon Marshall	2010-11	1	0	0	0.0	0	0	39.6
Tony Martin	1989-93, 99-00	1	0	0	0.0	0	0	39.6
Dan McGwire	1995	1	0	0	0.0	0	0	39.6
Lamar Smith	2000-01	1	0	0	0.0	0	0	39.6
Freddie Solomon	1975-77	1	0	0	0.0	0	0	39.6
Mike Wallace	2013-14	1	0	0	0.0	0	0	39.6
Pat White	2009	5	0	0	0.0	0	0	39.6
Delvin Williams	1978-80	3	0	0	0.0	0	0	39.6
Ricky Williams	2002-03, 2005, 2007-10	1	0	0	0.0	0	1	0.0
Scott Zolak	1999	4	0	0	0.0	0	0	39.6

RECEIVING

PLAYER	YEARS	NO.	YDS.	AVG.	LG	TD
1. Mark Clayton	1983-92	550	8643	15.7	78t	81
2. Mark Duper	1982-92	511	8869	17.4	85t	59
3. Nat Moore	1974-86	510	7546	14.8	79t	74
4. O.J. McDuffie	1993-01	415	5074	12.2	61t	29
5. Chris Chambers	2001-07	405	5688	14.0	77t	43
6. Jarvis Landry	2014-17	400	4038	10.1	71	22
7. Tony Nathan	1979-87	383	3592	9.4	73	16
8. Davone Bess	2008-12	321	3447	10.7	41	12
9. Brian Hartline	2009-14	298	4243	14.2	80t	12
10. Randy McMichael	2002-06	283	3096	10.9	46	18
11. Duriel Harris	1976-83, 1985	269	4534	16.9	64t	18
12. Bruce Hardy	1978-89	256	2455	9.6	31	25
13. Jim Jensen	1981-92	229	2171	9.5	31	19
14. Oronde Gadsden	1998-03	227	3252	14.3	62	22
15. Jim Kiick	1968-74	221	2210	10.0	53t	3
16. Howard Twilley	1966-76	212	3064	14.5	44	23
17. Tony Martin	1989-93, 1999-00	202	3152	15.6	80t	14
18. Irving Fryar	1993-95	199	3190	16.0	67t	20
19. Ricky Williams	2002-03, 2005, 2007-10	197	1431	7.3	59	6

PLAYER	YEARS	NO.	YDS.	AVG.	LG	TD
20. Marty Booker	2004-07	194	2627	13.5	60t	11
21. Anthony Fasano	2008-12, 2017	189	2211	11.7	35t	24
22. Ronnie Brown	2005-10	184	1491	8.1	43	2
23. Brandon Marshall	2010-11	167	2228	13.3	65t	9
24. Keith Byars	1993-96	166	1433	8.6	34	10
25. Charles Clay	2011-14	161	1809	11.2	67	14
26. Troy Stradford	1987-90	159	1373	8.6	36	2
27. Paul Warfield	1970-74	156	3355	21.5	86t	33
28. Terry Kirby	1993-95	155	1646	10.6	47	6
29. Keith Jackson	1992-94	146	1880	12.9	57t	18
30. Bernie Parmalee	1992-98	144	1306	9.1	35	3
31. Mike Wallace	2013-14	140	1792	12.8	57	15
Tony Paige	1990-92	140	1115	8.0	30	6
33. DeVante Parker	2015-17	139	1908	13.7	56t	8
34. Karl Noonan	1966-71	136	1798	13.2	51t	17
35. Ted Ginn, Jr.	2007-09	128	1664	13.0	64	5
36. Kenny Stills	2015-17	127	2013	15.9	74t	18
Troy Drayton	1996-99	127	1511	11.9	51	8
38. Lorenzo Hampton	1985-89	123	954	7.8	39t	6
39. Jim Mandich	1970-77	121	1406	11.6	44	23
40. Ferrell Edmunds	1988-92	117	1612	13.8	80t	10
Lamar Miller	2012-15	117	887	7.6	54t	3
42. Greg Camarillo	2007-09	113	1325	11.7	64t	4
43. Joe Rose	1980-85	112	1493	13.3	50	13
44. Rob Konrad	1999-04	111	854	7.7	25	6
45. Norm Bulaich	1975-79	109	752	6.9	59t	6
46. James McKnight	2001-03	107	1497	14.0	80t	7
Rishard Matthews	2012-15	107	1396	13.0	53t	8
48. Fred Banks	1987-93	99	1555	15.7	61	8
49. Stanley Pritchett	1996-99	98	798	8.1	74t	6
50. Wes Welker	2004-06	96	1121	11.7	47	1
51. Dan Johnson	1983-87	94	1012	10.8	61t	16
52. Jimmy Cefalo	1978-84	93	1739	18.7	69t	13
Ron Davenport	1985-89	93	801	8.6	29	4
54. Larry Csonka	1968-74, 1979	91	688	7.6	65	4
55. Mark Ingram	1993-94	88	1213	13.8	77t	12
Jack Clancy	1967-69	88	1157	13.1	50	3
57. Damien Williams	2014-17	85	733	8.6	58	6
58. Lamar Thomas	1996-00	81	1171	14.5	56t	8
59. Reggie Bush	2011-12	78	588	7.5	34	3
60. Karim Abdul-Jabbar	1996-99	77	527	6.8	36t	1
61. Dion Sims	2013-16	74	699	9.4	38	8
Gary Davis	1976-79	74	592	8.0	34	1
63. Larry Seiple	1967-77	73	934	12.8	41t	7
Doug Moreau	1966-69	73	926	12.7	43	6
65. Delvin Williams	1978-80	70	574	8.2	42	1
66. Andre Tillman	1975-78	66	757	11.5	37t	6
67. David Martin	2007-08	65	753	11.6	61t	5
68. Freddie Solomon	1975-77	61	973	16.0	58t	5
Lamar Smith	2000-01	61	435	7.1	65t	4
70. Brandon Gibson	2013-14	59	621	10.5	46	4
Tom Vigorito	1981-85	59	439	7.4	31t	2
72. James Pruitt	1986-88, 1990-91	58	942	16.2	37	8
73. Marlin Briscoe	1972-74	57	858	15.1	53	7
74. Daniel Thomas	2011-14	55	412	7.5	32	3
75. Jerris McPhail	1996-97	54	544	10.1	52	1
Bobby Humphrey	1992	54	507	9.4	26	1
77. Fred Barnett	1996-97	53	728	13.7	66	4
Derek Hagan	2006-08	53	645	12.2	24	3
79. Sammy Morris	2004-06	51	340	6.7	44	0
80. Travis Minor	2001-06	50	353	7.1	29	1
81. Derrius Thompson	2003-04	49	718	14.7	36	4
82. Jay Ajayi	2015-17	48	308	6.4	20	0
Marv Fleming	1970-74	48	523	10.9	36	4
84. Mercury Morris	1969-75	46	491	10.7	50	1

PLAYER	YEARS	NO.	YDS.	AVG.	LG	TD
85. Justin Peelle	2006-07	45	344	7.6	35	3
86. Eric Green	1995	43	499	11.6	31t	3
Jordan Cameron	2015-16	43	446	10.4	29	4
88. Stan Mitchell	1966-70	42	533	12.7	48	5
89. Julius Thomas	2017	41	388	9.5	27	3
Kenyan Drake	2016-17	41	285	7.0	47	1
91. Joe Auer	1966-67	40	481	12.0	68t	6
Dedric Ward	2001-02	40	381	9.5	22	0
93. Ed Perry	1997-04	39	308	7.9	46	2
Woody Bennett	1980-89	39	295	7.6	27	3
95. Gary Clark	1995	37	525	14.2	42t	2
Mark Higgs	1990-94	37	294	7.9	21	0
97. Charles Jordan	1996-98	36	640	17.8	44t	3
98. Leslie Shepherd	2000	35	446	12.7	46t	4
99. Jed Weaver	2000-02	34	469	13.8	41	5
100. Randal Hill	1991, 1995-96	33	669	20.3	61	4
101. Patrick Cobbs	2006-10	32	409	12.8	80t	4
Sammie Smith	1989-91	32	310	9.7	53t	1
Aaron Craver	1991-94	32	304	9.5	28	0
Leroy Harris	1977-78	32	240	7.5	57	0
James Saxon	1992-94	32	192	6.0	25	0
106. Nick Giaquinto	1980-81	31	230	7.4	25	2
107. Greg Baty	1990-94	30	377	12.6	32	4
108. J.J. Johnson	1999-01	29	182	6.3	17	0
Lousaka Polite	2008-10	29	136	4.7	14	0
110. Lorenzo Booker	2007	28	237	8.5	22	0
111. Andre Brown	1989-90	27	459	17.0	48t	5
Dave Kocourek	1966	27	320	11.9	43	2
Jesse Chatman	2005, 2007	27	161	6.0	22	0
114. Bo Roberson	1966	26	519	20.0	80t	2
Lex Hilliard	2009-11	26	210	8.1	18	2
116. Frank Jackson	1966-67	25	439	17.6	48	3
Don Nottingham	1973-77	25	213	8.5	29	0
Ronnie Lee	1979-82, 1984-89	25	167	6.7	41	3
119. Irving Spikes	1994-97	24	185	7.7	24	2
120. Gene Milton	1968-69	21	322	15.3	49	1
Mike Williams	1992-95	21	292	13.9	29	0
Scott Miller	1991-96	21	274	13.0	27	1
Joey Haynos	2008-09	21	184	8.8	21	3
124. Bryan Gilmore	2004-05	20	311	15.6	44t	2
Donald Lee	2003-04	20	220	11.0	25	2
126. Scott Schwedes	1987-90	19	370	19.5	65t	2
Brett Perriman	1997	19	309	16.3	26	1
Greg Jennings	2015	19	208	10.9	31	1
129. Otto Stowe	1971-72	18	344	19.1	49	3
Marlon Moore	2010-13	18	300	16.7	57t	2
Yatil Green	1997-99	18	234	13.0	27	0
Autry Denson	1999-00	18	133	7.4	28	0
Robert Edwards	2002	18	126	7.0	14	1
Hunter Goodwin	1999-01	18	118	6.6	14	1
Eddie Hill	1981-84	18	106	5.9	16	1
136. Benny Malone	1974-78	17	234	13.8	43	0
137. Thurman Thomas	2000	16	117	7.3	15	1
Abner Haynes	1967	16	100	6.3	22	0
139. MarQueis Gray	2016-17	15	184	12.3	53	0
140. Tom Brown	1987-89	14	123	8.8	23	0
141. Jakeem Grant	2016-17	13	203	15.6	65t	2
Billy Joe	1966	13	116	8.9	67	1
Cookie Gilchrist	1966	13	110	8.5	22	1
Lamar Gordon	2004	13	74	5.7	25	0
Terry Robiskie	1980-81	13	60	4.6	15	0
146. John Tagliaferri	1987	12	117	9.8	27	0
Marc Logan	1989-91	12	88	7.3	12	0
Obafemi Ayanbadejo	2003	12	53	4.4	12	0
149. Jack Harper	1967-68	11	212	19.3	40	3
John Roderick	1966-67	11	156	14.2	64	1

	PLAYER	YEARS	NO.	YDS.	AVG.	LG	TD
	Jim Cox	1968	11	147	13.4	30	0
	Jovorskie Lane	2012	11	79	7.2	24	1
	Joe Carter	1984-86	11	66	6.0	15	0
154.	Preston Carpenter	1966	10	127	12.7	42	0
	Leonte Carroo	2016-17	10	98	9.8	21	1
	Steve Howell	1979-81	10	70	7.0	13	0
	Sam Price	1966-68	10	70	7.0	27	1
	John Avery	1998-99	10	67	6.7	19t	1
159.	Nate Jacquet	1998-99	9	140	15.6	29	0
	Marcus Thigpen	2012-13	9	112	12.4	50	1
	Leland Douglas	1987	9	92	10.2	17	1
162.	Jeff Ogden	2000-01	8	97	12.1	18	1
	Cris Carter	2002	8	66	8.3	15	1
	Lawrence Sampleton	1987	8	64	8.0	19	0
	David Overstreet	1983	8	55	6.9	20	2
	Lorenzo Diamond	2005	8	54	6.8	18	0
	Rick Casares	1966	8	45	5.6	20	1
168.	Bert Emanuel	2000	7	132	18.9	53t	1
	Eddie Chavis	1987	7	108	15.4	27	0
	Loaird McCreary	1976-78	7	88	12.6	30	3
	Brian Manning	1997	7	85	12.1	21	0
	Bill Cronin	1966	7	83	11.9	21	1
	Michael Egnew	2012-13	7	69	9.9	14	0
	Willie Richardson	1970	7	67	9.6	27	1
	Dominique Jones	2016	7	61	8.7	24	1
176.	Vince Heflin	1982-85	6	98	16.3	46t	1
	Arian Foster	2016	6	78	13.0	50	0
	Jonas Gray	2015	6	72	12.0	25	0
	Armon Binns	2012-13	6	67	11.2	21	0
	Roberto Wallace	2010-11	6	62	10.3	19	0
	Stan Winfrey	1975-77	6	55	9.2	16	1
	David Lewis	1987	6	53	8.8	22	1
	Hubert Ginn	1970-75	6	47	7.8	23	0
	Cecil Collins	1999	6	32	5.3	12	0
	Mark Konecny	1987	6	26	4.3	10	0
	Andra Franklin	1981-84	6	15	2.5	6	1
187.	Damon Reilly	1987	5	70	14.0	20	0
	Ronnie Williams	1993-95	5	54	10.8	17	0
	Jake Stoneburner	2015	5	47	9.4	13	2
190.	Mel Baker	1974	4	121	30.3	46t	2
	Elmer Bailey	1980-81	4	105	26.3	39	0
	David Boston	2004-05	4	80	20.0	54	0
	Jabar Gaffney	2012	4	68	17.0	30	0
	Brett Carolan	1996	4	48	12.0	21	1
	Jim Braxton	1978	4	47	11.8	19	0
	Samkon Gado	2007	4	47	11.8	35	0
	Tom Boutwell	1969	4	29	7.3	12	0
	Garrett Limbrick	1990	4	23	5.8	9	0
	Heath Evans	2005	4	17	4.3	5	0
	Jamar Martin	2004	4	15	3.8	7	0
	Charles Leigh	1971-74	4	9	2.3	7	0
202.	Robert Clark	1992	3	59	19.7	45	0
	Gene Mingo	1966-67	3	40	13.3	9	0
	Bill Darnall	1968-69	3	38	12.7	13	0
	Orleans Darkwa	2014	3	31	10.3	17	0
	Kory Sperry	2009	3	31	10.3	13	1
	Brandon London	2008	3	30	10.0	14	0
	Roosevelt Potts	1997	3	27	9.0	13	0
	De'Veon Smith	2017	3	27	9.0	13	0
	Ernest Wilford	2008	3	25	8.3	15	0
	Darian Barnes	2005-06	3	22	7.3	13	0
	Gator Hoskins	2014	3	21	7.0	14	0
	Anthony Armstrong	2012	3	12	4.0	7	0
	Leonard Henry	2002-04	3	12	4.0	7	0
	Robert Wilson	1994-96	3	8	2.7	3t	1

	PLAYER	YEARS	NO.	YDS.	AVG.	LG	TD	
216.	Kendall Newson	2003-05	2	55	27.5	37	0	
	Ron Sellers	1973	2	54	27.0	42	0	
	Mike Caterbone	1987	2	46	23.0	30	0	
	Mickey Shuler	2010	2	44	22.0	28	0	
	Desmond Clark	2002	2	42	21.0	26	0	
	Jim Mertens	1969	2	26	13.0	15	0	
	Jimmy Hines	1969	2	23	11.5	22	0	
	Rich Diana	1982	2	21	10.5	13	0	
	David Woodley	1980-83	2	21	10.5	15t	1	
	A.J. Derby	2017	2	20	10.0	11	0	
	Cleveland Gary	1994	2	19	9.5	11	0	
	Clyde Gates	2011	2	19	9.5	11	0	
	Kevin McKenzie	1999	2	18	9.0	13	0	
	Charles Henry	1991	2	17	8.5	9	0	
	Brian Kinchen	1988-90	2	15	7.5	12	0	
	Deon Dyer	2000-02	2	14	7.0	13	0	
	Cliff Russell	2005-06	2	14	7.0	9	0	
	Willie Smith	1987	2	13	6.5	8	1	
	Ronald Scott	1987	2	7	3.5	5	0	
	Reagan Mauia	2007	2	5	2.5	5	0	
	Ryan Tannehill	2012-17	2	5	2.5	9	0	
	Casey Cramer	2008	2	3	1.5	2t	1	
	Bob Torrey	1979	2	3	1.5	8	0	
	Barry Pryor	1969-70	2	-3	-1.5	0	0	
	Steve Slaton	2011	2	-3	-1.5	-1	0	
	241.	Bo Rather	1973, 1978	1	39	39.0	39	0
		Wes Matthews	1966	1	20	20.0	20	0
		Tom Beier	1967, 1969	1	19	19.0	19	0
		Legedu Naanee	2012	1	19	19.0	19	0
		Robert Baker	1999-02	1	17	17.0	17	0
		Mike Holmes	1976	1	11	11.0	11	0
		Damian Williams	2014	1	14	14.0	14	0
Ricky Isom		1987	1	11	11.0	11	0	
Keith Sims		1990-97	1	9	9.0	9	0	
Knowshon Moreno		2014	1	8	8.0	8	0	
Dick Anderson		1968-77	1	8	8.0	8	0	
Ronald Bellamy		2004	1	8	8.0	8	0	
Nuu Faaola		1989	1	8	8.0	8	0	
Vick King		2004	1	8	8.0	8	0	
Jeron Mastrud		2011-12	1	8	8.0	8	0	
Vern Den Herder		1971-82	1	7	7.0	7t	1	
Aaron Halterman		2007	1	7	7.0	7	0	
Kevin Curtis		2010	1	6	6.0	6	0	
Lawrence Phillips		1997	1	6	6.0	6	0	
Isaiah Pead		2016	1	6	6.0	6	0	
George Farmer		1987	1	5	5.0	5	0	
George Chesser		1966-67	1	4	4.0	4	0	
Dewayne Dotson		1994-95, 1997	1	4	4.0	4	0	
Doug Easlick		2004	1	4	4.0	4	0	
Seniorise Perry		2017	1	3	3.0	3	0	
Alex Holmes		2005	1	2	2.0	2	0	
Frank Wainright		1995-98	1	2	2.0	2t	1	
Will Heller		2005	1	1	1.0	1t	1	
Ron Moore		1998	1	1	1.0	1	0	
Damon Huard		1997-00	1	0	0.0	0	0	
Dan Marino		1983-99	1	-6	-6.0	-6	0	
272.		Lee Suggs	2006	0	13	-	13	0
	Rex Hadnot	2004-07	0	-2	-	-2	0	
	Samson Satele	2007-08, 2014	0	-3	-	-3	0	

SCORING

	PLAYER	YEARS	TD	TDR	TDP	TDRT	FG	PAT	PTS.
1.	Olindo Mare	1997-06	0	0	0	0	245	313	1048
2.	Garo Yepremian	1970-78	0	0	0	0	165	335	830
3.	Pete Stoyanovich	1989-95	0	0	0	0	176	246	774

PLAYER	YEARS	TD	TDR	TDP	TDRT	FG	PAT	PTS.
4. Uwe von Schamann	1979-84	0	0	0	0	101	237	540
5. Dan Carpenter	2008-12	0	0	0	0	127	154	535
6. Mark Clayton	1983-92	82	0	81	1	0	0	492
7. Nat Moore	1974-86	75	1	74	0	0	0	450
8. Mark Duper	1982-92	59	0	59	0	0	0	354
9. Larry Csonka	1968-74, 1979	57	53	4	0	0	0	342
10. Ricky Williams	2002-03, 2005, 2007-10	54	48	6	0	0	0	326#
11. Fuad Reveiz	1985-88	0	0	0	0	53	161	320
12. Chris Chambers	2001-07	43	0	43	0	0	0	260#
13. Caleb Sturgis	2013-14	0	0	0	0	55	74	239
14. Ronnie Brown	2005-10	38	36	2	0	0	0	230#
15. Karim Abdul-Jabbar	1996-99	34	33	1	0	0	0	204
16. Mercury Morris	1969-75	33	29	1	3	0	0	198
Tony Nathan	1979-87	33	16	16	1	0	0	198
Paul Warfield	1970-74	33	0	33	0	0	0	198
19. O.J. McDuffie	1993-01	32	0	29	3	0	0	194#
20. Jim Kiick	1968-74	31	28	3	0	0	0	186
21. Lorenzo Hampton	1985-89	28	22	6	0	0	0	168
22. Andrew Franks	2015-16	0	0	0	0	29	74	161
23. Bruce Hardy	1978-89	25	0	25	0	0	0	150
Don Nottingham	1973-77	25	25	0	0	0	0	150
25. Jarvis Landry	2014-17	24	1	22	1	0	0	148##
26. Anthony Fasano	2008-12, 2017	24	0	24	0	0	0	146#
27. Lamar Smith	2000-01	24	20	4	0	0	0	144
28. Norm Bulaich	1975-79	23	17	6	0	0	0	138
Andra Franklin	1981-84	23	22	1	0	0	0	138
Jim Mandich	1970-77	23	0	23	0	0	0	138
Howard Twilley	1966-76	23	0	23	0	0	0	138
32. Oronde Gadsden	1998-03	22	0	22	0	0	0	132
Lamar Miller	2012-15	22	19	3	0	0	0	132
34. Irving Fryar	1993-95	20	0	20	0	0	0	124##
35. Randy McMichael	2002-06	19	0	18	1	0	0	116#
36. Jim Jensen	1981-92	19	0	19	0	0	0	114
37. Keith Jackson	1992-94	18	0	18	0	0	0	110#
Bernie Parmalee	1992-98	18	15	3	0	0	0	110#
39. Duriel Harris	1976-83, 1985	18	0	18	0	0	0	108
Kenny Stills	2015-17	18	0	18	0	0	0	108
41. Ron Davenport	1985-89	17	13	4	0	0	0	102
Karl Noonan	1966-71	17	0	17	0	0	0	102
43. Keith Byars	1993-96	16	6	10	0	0	0	96
Dan Johnson	1983-87	16	0	16	0	0	0	96
Benny Malone	1974-78	16	16	0	0	0	0	96
Sammie Smith	1989-91	16	15	1	0	0	0	96
47. Terry Kirby	1993-95	15	9	6	0	0	0	92#
48. Reggie Bush	2011-12	15	12	3	0	0	0	90
Charles Clay	2011-14	15	1	14	0	0	0	90
Mark Higgs	1990-94	15	14	0	1	0	0	90
Mike Wallace	2013-14	15	0	15	0	0	0	90
52. Jay Feely	2007	0	0	0	0	21	26	89
Joe Nedney	1996-97	0	0	0	0	18	35	89
Cody Parkey	2017	0	0	0	0	21	26	89
55. Tony Martin	1989-93, 1999-00	14	0	14	0	0	0	84
Delvin Williams	1978-80	14	13	1	0	0	0	84
57. Daniel Thomas	2011-14	13	10	3	0	0	0	80#
58. Jimmy Cefalo	1978-84	13	0	13	0	0	0	78
Brian Hartline	2009-14	13	1	12	0	0	0	78
Joe Rose	1980-85	13	0	13	0	0	0	78
61. Joe Auer	1966-67	12	5	6	1	0	0	72
Woody Bennett	1980-88	12	9	3	0	0	0	72
Davone Bess	2008-12	12	0	12	0	0	0	72
Mark Ingram	1993-94	12	0	12	0	0	0	72
Troy Stradford	1987-90	12	10	2	0	0	0	72
66. Marty Booker	2004-07	11	0	11	0	0	0	70##
67. Karl Kremser	1969-70	0	0	0	0	13	28	67

	PLAYER	YEARS	TD	TDR	TDP	TDRT	FG	PAT	PTS.
68.	Jay Fiedler	2000-04	11	11	0	0	0	0	66
69.	Gene Mingo	1966-67	0	0	0	0	11	32	65
70.	Ferrell Edmunds	1988-92	10	0	10	0	0	0	60
	Ted Ginn, Jr.	2007-09	10	2	5	3	0	0	60
	Travis Minor	2001-06	10	8	1	1	0	0	60
	Irving Spikes	1994-97	10	8	2	0	0	0	60
	David Woodley	1980-83	10	9	1	0	0	0	60
75.	Jason Taylor	1997-07, 2009, 2011	9	0	0	9	0	0	58**
76.	Jay Ajayi	2015-17	9	9	0	0	0	0	56#
77.	Pete Johnson	1984	9	9	0	0	0	0	54
	Dan Marino	1983-99	9	9	0	0	0	0	54
	Brandon Marshall	2010-11	9	0	9	0	0	0	54
	Stan Mitchell	1966-70	9	4	5	0	0	0	54
	Tony Paige	1990-92	9	3	6	0	0	0	54
	James Pruitt	1986-88, 1990-91	9	0	8	1	0	0	54
	Freddie Solomon	1975-77	9	1	5	3	0	0	54
	Damien Williams	2014-17	9	3	6	0	0	0	54
85.	Jimmy Keyes	1968-69	0	0	0	0	7	30	51
86.	Troy Drayton	1996-99	8	0	8	0	0	0	50#
	James McKnight	2001-03	8	1	7	0	0	0	50#
88.	Fred Banks	1987-93	8	0	8	0	0	0	48
	Gary Davis	1976-79	8	7	1	0	0	0	48
	Rishard Matthews	2012-15	8	0	8	0	0	0	48
	Sammy Morris	2004-06	8	8	0	0	0	0	48
	DeVante Parker	2015-17	8	0	8	0	0	0	48
	Stanley Pritchett	1996-99	8	2	6	0	0	0	48
	Dion Sims	2013-16	8	0	8	0	0	0	48
	Lamar Thomas	1996-00	8	0	8	0	0	0	48
96.	Doug Moreau	1966-69	6	0	6	0	1	6	45
	Kenyan Drake	2016-17	7	5	1	1	0	0	44#
98.	Marlin Briscoe	1972-74	7	0	7	0	0	0	42
	Bob Griese	1967-80	7	7	0	0	0	0	42
	Rob Konrad	1999-04	7	1	6	0	0	0	42
	Larry Seiple	1966-67	7	0	7	0	0	0	42
102.	Booth Lusteg	1967	0	0	0	0	7	18	39
103.	Patrick Cobbs	2006-10	6	2	4	0	0	0	36
	Leroy Harris	1977-78	6	6	0	0	0	0	36
	Ryan Tannehill	2012-17	6	6	0	0	0	0	36
	Andre Tillman	1975-78	6	0	6	0	0	0	36
	Tommy Vigorito	1981-85	6	2	2	2	0	0	36
108.	Andre Brown	1989-90	5	0	5	0	0	0	30
	Lex Hilliard	2009-11	5	2	2	1	0	0	30
	J.J. Johnson	1999-01	5	5	0	0	0	0	30
	Reshad Jones	2010-17	5	0	0	5	0	0	30
	David Martin	2007-08	5	0	5	0	0	0	30
	Jed Weaver	2000-02	5	0	5	0	0	0	30
114.	Dick Anderson	1968-77	4	0	0	4	0	0	24
	Fred Barnett	1996-97	4	0	4	0	0	0	24
	Greg Baty	1991-94	4	0	4	0	0	0	24
	Terrell Buckley	1995-99, 2003	4	0	0	4	0	0	24
	Greg Camarillo	2007-09	4	0	4	0	0	0	24
	Jordan Cameron	2015-16	4	0	4	0	0	0	24
	Marv Fleming	1970-74	4	0	4	0	0	0	24
	Brandon Gibson	2013-14	4	0	4	0	0	0	24
	Jack Harper	1967-68	4	1	3	0	0	0	24
	Randal Hill	1991, 1995-96	4	0	4	0	0	0	24
	Cleo Lemon	2005-07	4	4	0	0	0	0	24
	Marc Logan	1989-91	4	2	0	2	0	0	24
	Leslie Shepherd	2000	4	0	4	0	0	0	24
	Zach Thomas	1996-07	4	0	0	4	0	0	24
	Derrius Thompson	2003-04	4	0	4	0	0	0	24
129.	Willie Beecher	1987	0	0	0	0	3	12	21
130.	Eric Green	1995	3	0	3	0	0	0	20#
	Derek Hagan	2006-08	3	0	3	0	0	0	20#

	PLAYER	YEARS	TD	TDR	TDP	TDRT	FG	PAT	PTS.
	Jovorskie Lane	2012	3	2	1	0	0	0	20#
	Sam Madison	1997-05	3	0	0	3	0	0	20*
134.	John Avery	1998-99	3	2	1	0	0	0	18
	Jack Clancy	1967-69	3	0	3	0	0	0	18
	Tony Franklin	1988	0	0	0	0	4	6	18
	Samkon Gado	2007	3	3	0	0	0	0	18
	Nick Giaquinto	1980-81	3	0	2	1	0	0	18
	Hubert Ginn	1970-75	3	3	0	0	0	0	18
	Shayne Graham	2011	0	0	0	0	4	6	18
	Jakeem Grant	2016-17	3	0	2	1	0	0	18
	Joey Haynos	2008-09	3	0	3	0	0	0	18
	Frank Jackson	1966-67	3	0	3	0	0	0	18
	Charles Jordan	1996-98	3	0	3	0	0	0	18
	Mike Kozlowski	1979-86	3	0	0	3	0	0	18
	Ronnie Lee	1979-82, 1984-89	3	0	3	0	0	0	18
	Ray Lucas	2001-02	3	3	0	0	0	0	18
	Loaird McCreary	1976-78	3	0	3	0	0	0	18
	Lloyd Mumphord	1969-74	3	0	0	3	0	0	18
	David Overstreet	1983	3	1	2	0	0	0	18
	Justin Peelle	2006-07	3	0	3	0	0	0	18
	Scott Schwedes	1987-90	3	0	2	1	0	0	18
	Ronald Scott	1987	3	3	0	0	0	0	18
	Otto Stowe	1971-72	3	0	3	0	0	0	18
	Marcus Thigpen	2012-13	3	0	1	2	0	0	18
	Julius Thomas	2017	3	0	3	0	0	0	18
157.	Matt Bryant	2004	0	0	0	3	7	7	16
	Wes Welker	2004-06	2	0	1	1	1	1	16
159.	Tim Foley	1970-80	2	0	0	2	0	0	14*
160.	Mel Baker	1974	2	0	2	0	0	0	12
	Charlie Baumann	1991	0	0	0	0	2	6	12
	Bob Baumhower	1977-86	2	0	0	2	0	0	12
	Jim Braxton	1978	2	2	0	0	0	0	12
	Gary Clark	1995	2	0	2	0	0	0	12
	Cecil Collins	1999	2	2	0	0	0	0	12
	Robert Edwards	2002	2	1	1	0	0	0	12
	Bryan Gilmore	2004-05	2	0	2	0	0	0	12
	Brent Grimes	2013-15	2	0	0	2	0	0	12
	Abner Haynes	1967	2	2	0	0	0	0	12
	Chad Henne	2008-11	2	2	0	0	0	0	12
	Eddie Hill	1981-84	2	1	1	0	0	0	12
	Liffort Hobley	1987-93	2	0	0	2	0	0	12
	Bobby Humphrey	1992	2	1	1	0	0	0	12
	William Judson	1982-89	2	0	0	2	0	0	12
	Dave Kocourek	1966	2	0	2	0	0	0	12
	Donald Lee	2003-04	2	0	2	0	0	0	12
	Kyle Mackey	1987	2	2	0	0	0	0	12
	Brock Marion	1998-03	2	0	0	2	0	0	12
	Don McNeal	1980-89	2	0	0	2	0	0	12
	Jerris McPhail	1996-97	2	1	1	0	0	0	12
	Scott Miller	1991-96	2	0	1	1	0	0	12
	Gene Milton	1968-69	2	0	1	1	0	0	12
	Marlon Moore	2010-13	2	0	2	0	0	0	12
	Matt Moore	2011-17	2	2	0	0	0	0	12
	Jeff Ogden	2000-01	2	0	1	1	0	0	12
	Louis Oliver	1989-93, 1995-96	2	0	0	2	0	0	12
	Ed Perry	1997-04	2	0	2	0	0	0	12
	Sam Price	1966-68	2	1	1	0	0	0	12
	Bo Roberson	1966	2	0	2	0	0	0	12
	Terry Robiskie	1980-81	2	2	0	0	0	0	12
	Bill Stanfill	1969-76	2	0	0	2	0	0	12
	Jake Stoneburner	2015	2	0	2	0	0	0	12
	Don Strock	1974-87	2	2	0	0	0	0	12
	Patrick Surtain	1998-04	2	0	0	2	0	0	12
	Troy Vincent	1992-95	2	0	0	2	0	0	12

	PLAYER	YEARS	TD	TDR	TDP	TDRT	FG	PAT	PTS.
	Jimmy Warren	1966-69	2	0	0	2	0	0	12
	Dick Westmoreland	1966-69	2	0	0	2	0	0	12
	Stan Winfrey	1975-77	2	1	1	0	0	0	12
199.	Bill Gramatica	2004	0	0	0	0	3	0	9
200.	Walt Aikens	2014-17	1	0	0	1	0	0	8[^]
	Kim Bokamper	1977-85	1	0	0	1	0	0	8*
	Aaron Craver	1991-94	1	1	0	0	0	0	8#
	Billy Joe	1966	1	0	1	0	0	0	8#
	Curtis Johnson	1970-78	1	0	0	1	0	0	8*
205.	Will Allen	2006-11	1	0	0	1	0	0	6
	Kiko Alonso	2016-17	1	0	0	1	0	0	6
	John Beck	2007-08	1	1	0	0	0	0	6
	Don Besillieu	1979-81	1	0	0	1	0	0	6
	Glenn Blackwood	1979-87	1	0	0	1	0	0	6
	Tim BOWENS	1994-04	1	0	0	1	0	0	6
	J.B. Brown	1989-96	1	0	0	1	0	0	6
	Bob Brudzinski	1981-89	1	0	0	1	0	0	6
	Nick Buoniconti	1969-76	1	0	0	1	0	0	6
	Kevin Burnett	2011-12	1	0	0	1	0	0	6
	Brett Carolan	1996	1	0	1	0	0	0	6
	Leonte Carroo	2016-17	1	0	1	0	0	0	6
	Cris Carter	2002	1	0	1	0	0	0	6
	Joe Carter	1984-86	1	1	0	0	0	0	6
	Rick Casares	1966	1	0	1	0	0	0	6
	Jesse Chatman	2005, 2007	1	1	0	0	0	0	6
	Casey Cramer	2008	1	0	1	0	0	0	6
	Bill Cronin	1966	1	0	1	0	0	0	6
	Daunte Culpepper	2006	1	1	0	0	0	0	6
	Vontae Davis	2009-11	1	0	0	1	0	0	6
	Louis Delmas	2014	1	0	0	1	0	0	6
	Vern Den Herder	1971-82	1	0	1	0	0	0	6
	Leland Douglas	1987	1	0	1	0	0	0	6
	Bert Emanuel	2000	1	0	1	0	0	0	6
	Frank Emanuel	1966-69	1	0	0	1	0	0	6
	Tom Erlandson	1966-67	1	0	0	1	0	0	6
	David Fales	2017	1	1	0	0	0	0	6
	A.J. Feeley	2004-05	1	1	0	0	0	0	6
	Cortland Finnegan	2014	1	0	0	1	0	0	6
	Trent Gamble	2000-03	1	0	0	1	0	0	6
	Cookie Gilchrist	1966	1	0	1	0	0	0	6
	Kerry Glenn	1990-92	1	0	0	1	0	0	6
	Hunter Goodwin	1999-01	1	0	1	0	0	0	6
	Vince Heflin	1982-85	1	0	1	0	0	0	6
	Will Heller	2005	1	0	1	0	0	0	6
	Renaldo Hill	2006-08	1	0	0	1	0	0	6
	Sean Hill	1994-96	1	0	0	1	0	0	6
	Trell Hooper	1987	1	0	0	1	0	0	6
	Xavien Howard	2016-17	1	0	0	1	0	0	6
	Steve Howell	1979-81	1	1	0	0	0	0	6
	Ricky Isom	1987	1	1	0	0	0	0	6
	Calvin Jackson	1994-99	1	0	0	1	0	0	6
	Vestee Jackson	1991-93	1	0	0	1	0	0	6
	Pete Jaquess	1966-67	1	0	0	1	0	0	6
	Greg Jennings	2015	1	0	1	0	0	0	6
	Pat Johnson	1995	1	0	0	1	0	0	6
	Dominique Jones	2016	1	0	1	0	0	0	6
	Robert Jones	1998-00	1	0	0	1	0	0	6
	Nate Kaeding	2012	0	0	0	0	1	3	6
	Chuck Klingbeil	1991-95	1	0	0	1	0	0	6
	Bernie Kosar	1994-96	1	1	0	0	0	0	6
	Michael Lehan	2006-08	1	0	0	1	0	0	6
	Charles Leigh	1971-74	1	1	0	0	0	0	6
	David Lewis	1987	1	0	1	0	0	0	6
	Phillip Merling	2008-11	1	0	0	1	0	0	6
	Koa Misi	2010-17	1	0	0	1	0	0	6
	Kenny Mixon	1998-01	1	0	0	1	0	0	6

PLAYER	YEARS	TD	TDR	TDP	TDRT	FG	PAT	PTS.
Knowshown Moreno	2014	1	1	0	0	0	0	6
Earl Morrall	1972-76	1	1	0	0	0	0	6
Cliff Odom	1990-93	1	0	0	1	0	0	6
Chad Pennington	2008-10	1	1	0	0	0	0	6
Brett Perriman	1997	1	0	1	0	0	0	6
Lousaka Polite	2008-10	1	1	0	0	0	0	6
Derrick Pope	2004-07	1	0	0	1	0	0	6
Willie Richardson	1970	1	0	1	0	0	0	6
John Roderick	1966-67	1	0	1	0	0	0	6
Jake Scott	1970-75	1	0	0	1	0	0	6
Scott Secules	1989-92	1	1	0	0	0	0	6
Derrick Shelby	2012-15	1	0	0	1	0	0	6
Steve Slaton	2011	1	1	0	0	0	0	6
Gerald Small	1978-83	1	0	0	1	0	0	6
Willie Smith	1987	1	0	1	0	0	0	6
Brian Sochia	1986-91	1	0	0	1	0	0	6
Kory Sperry	2009	1	0	1	0	0	0	6
John Stofa	1966-67, 1969-70	1	1	0	0	0	0	6
John Tagliaferri	1987	1	1	0	0	0	0	6
Norris Thomas	1977-79	1	0	0	1	0	0	6
Thurman Thomas	2000	1	0	1	0	0	0	6
Bob Torrey	1979	1	1	0	0	0	0	6
Olivier Vernon	2012-15	1	0	0	1	0	0	6
Frank Wainright	1995-98	1	0	1	0	0	0	6
Fulton Walker	1981-85	1	0	0	1	0	0	6
Willie West	1966-68	1	0	0	1	0	0	6
Jarvis Williams	1988-93	1	0	0	1	0	0	6
Robert Wilson	1994-96	1	0	1	0	0	0	6
Dick Wood	1966	1	1	0	0	0	0	6
291. Van Tiffin	1987	0	0	0	0	0	4	4
292. Charlie Anderson	2008-09	0	0	0	0	0	0	2*
Kevin Carter	2005-06	0	0	0	0	0	0	2*
Mike Charles	1983-86	0	0	0	0	0	0	2*
A.J. Duhe	1977-84	0	0	0	0	0	0	2*
Terrence Fede	2014-17	0	0	0	0	0	0	2*
Larry Gordon	1976-82	0	0	0	0	0	0	2*
Jermaine Haley	2000-02	0	0	0	0	0	0	2*
Reggie Howard	2004-05	0	0	0	0	0	0	2*
Sammy Knight	2003-04	0	0	0	0	0	0	2*
Senorise Perry	2017	0	0	0	0	0	0	2*
Don Reese	1974-76	0	0	0	0	0	0	2*
Cameron Wake	2009-17	0	0	0	0	0	0	2*
George Wilson	1966	0	0	0	0	0	0	2#

* — safety # — two point conversion ^ — defensive two point conversion

INTERCEPTIONS

PLAYER	YEARS	NO.	YDS.	AVG.	LG	TD
1. Jake Scott	1970-75	35	425	12.1	47	0
2. Dick Anderson	1968-77	34	792	23.3	96t	3
3. Sam Madison	1997-05	31	487	15.7	42	2
4. Glenn Blackwood	1979-87	29	398	13.7	50	1
Patrick Surtain	1998-04	29	298	10.3	43	2
6. Louis Oliver	1989-93, 1995-96	24	569	23.7	103t	2
Terrell Buckley	1995-99, 2003	24	425	17.7	91t	3
William Judson	1982-89	24	368	15.3	61t	2
9. Gerald Small	1978-83	23	378	16.4	46t	1
10. Curtis Johnson	1970-78	22	190	8.6	34	0
Tim Foley	1970-80	22	96	4.4	18	0
12. Brock Marion	1998-03	20	431	21.6	100t	2
13. Reshad Jones	2010-17	18	252	14.0	50	3
Don McNeal	1980-89	18	163	9.1	30	2
15. Zach Thomas	1996-07	17	170	10.0	34t	4
16. J.B. Brown	1989-96	16	293	18.3	48	1
17. Dick Westmoreland	1966-69	15	231	15.4	42	2

	PLAYER	YEARS	NO.	YDS.	AVG.	LG	TD
18.	Troy Vincent	1992-95	14	284	20.3	69	2
	Jarvis Williams	1988-93	14	216	15.4	42	1
	Lloyd Mumphord	1969-74	14	187	13.4	51	2
	Lyle Blackwood	1981-86	14	173	12.4	45	0
	Earnie Rhone	1975-84	14	110	7.9	16	0
23.	Brent Grimes	2013-15	13	202	15.5	94t	2
	Willie West	1966-68	13	180	13.8	32	0
	Paul Lankford	1982-91	13	89	6.8	44	0
26.	Charlie Babb	1972-79	12	141	11.8	36	0
	Brian Walker	1997-98, 2000-01	12	92	7.7	31	0
28.	Jimmy Warren	1966-69	11	247	22.5	70t	1
29.	Vontae Davis	2009-11	9	124	13.8	28	1
30.	Mike Kozlowski	1979-86	8	172	21.5	38t	2
	Larry Gordon	1976-82	8	121	15.1	36	0
	Bob Matheson	1971-79	8	111	13.9	34	0
	Jason Taylor	1997-07, 2009, 2011	8	110	13.8	51t	3
	Nick Buoniconti	1969-76	8	89	11.1	24	0
	Jason Allen	2006-10	8	41	5.1	17	0
36.	Sammy Knight	2003-04	7	130	18.6	70	0
	Norris Thomas	1977-79	7	115	16.4	53t	1
	Will Allen	2006-11	7	114	16.3	32t	1
	André Goodman	2006-08	7	76	10.9	55	0
40.	Renaldo Hill	2006-08	6	91	15.2	24	0
	Yeremiah Bell	2004-11	6	89	14.8	29	0
	Kim Bokamper	1977-85	6	55	9.2	24t	1
	John Bramlett	1967-68	6	49	8.2	22	0
44.	Bob Petrella	1966-71	5	104	20.8	33	0
	Bud Brown	1984-88	5	96	19.2	53	0
	Neal Colzie	1979	5	86	17.2	56	0
	Mike Kolen	1970-77	5	85	17.0	29	0
	Liffort Hobley	1987-93	5	61	12.2	22	0
	Fulton Walker	1981-85	5	61	12.2	30	0
	Arturo Freeman	2000-04	5	59	11.8	47	0
	Sean Smith	2009-12	5	56	11.2	31	0
	Bob Brudzinski	1981-89	5	46	9.2	19	0
	Rick Volk	1977-78	5	42	8.4	24	0
	Nolan Carroll	2010-13	5	25	5.0	24	0
	Shawn Wooden	1996-99, 2001-04	5	25	5.0	15	0
	Doug Swift	1970-75	5	17	3.4	12	0
	Don Bessillieu	1979-81	5	13	2.6	12	0
58.	Calvin Jackson	1994-99	4	105	26.3	61t	1
	Lance Schulters	2005, 2007	4	78	19.5	37	0
	Xavier Howard	2016-17	4	71	17.8	30t	1
	Tom Eirlanson	1966-67	4	68	17.0	37	1
	Jimmy Wilson	2011-14	4	57	14.3	31	0
	Frank Emanuel	1966-69	4	46	12.5	24	0
	John Offerdahl	1986-93	4	44	11.0	28	0
	Tim McKyer	1990	4	40	10.0	21	0
	Randy Starks	2008-14	4	33	8.3	18	0
	Chris Clemons	2009-13	4	29	7.3	29	0
	Gene Atkins	1994-96	4	24	6.0	18	0
	Mark Brown	1983-88	4	18	4.5	13	0
	Michael Stewart	1994-96	4	11	2.8	11	0
	Dimitri Patterson	2012-13	4	7	1.8	3	0
	Tony Lippett	2015-17	4	0	0.0	0	0
73.	Vestee Jackson	1991-93	3	63	21.0	30t	1
	Ed Taylor	1979-82	3	55	18.3	44	0
	Rodney Thomas	1988-90	3	52	17.3	48	0
	Bryan Cox	1991-95	3	38	12.7	26	0
	Travares Tillman	2005-07	3	38	12.7	22	0
	Wahoo McDaniel	1966-68	3	35	11.7	20	0
	Derrick Rodgers	1997-02	3	33	11.0	21	0
	Jerry Wilson	1996-00	3	32	10.7	19	0
	Travis Daniels	2005-07	3	31	10.3	29	0
	Steve Towle	1975-80	3	30	10.0	16	0
	Pete Jaquess	1966-67	3	27	9.0	27	1

	PLAYER	YEARS	NO.	YDS.	AVG.	LG	TD
	A.J. Duhe	1977-84	3	18	6.0	11	0
	Ed Weisacosky	1968-70	3	10	3.3	7	0
	Aubrey Beavers	1994-95	3	8	2.7	8	0
	Bobby McCain	2015-17	3	6	2.0	6	0
	Nate Jones	2008-09, 2011	3	0	0.0	0	0
89.	Kiko Alonso	2016-17	2	70	35.0	60t	1
	Donovan Rose	1986-87	2	63	31.5	36	0
	Bob Neff	1966-68	2	54	27.0	22	0
	Rusty Chambers	1976-80	2	53	26.5	49	0
	Dwight Hollier	1992-99	2	47	23.5	36	0
	Ken Ellis	1976	2	40	20.0	40	0
	Bobby Harden	1990-93	2	39	19.5	22	0
	Robert Sowell	1983-85, 1987	2	36	18.0	29	0
	Bill Stanfill	1969-76	2	32	16.0	17t	2
	Kerry Glenn	1990-92	2	31	15.5	31t	1
	Jamar Fletcher	2001-03	2	30	15.0	30	0
	Akin Ayodele	2008-09	2	29	14.5	17	0
	Byron Maxwell	2016-17	2	29	14.5	27	0
	Dannell Ellerbe	2013-14	2	25	12.5	16	0
	Henry Stuckey	1972-74	2	25	12.5	21	0
	George Teague	1997	2	25	12.5	23	0
	Tyrone Culver	2008-09	2	24	12.0	23	0
	Derrick Shelby	2012-15	2	24	12.0	22t	1
	Joey Porter	2007-08	2	19	9.5	14	0
	Isa Abdul-Quddus	2016	2	16	8.0	9	0
	Tate Randle	1987	2	16	8.0	11	0
	John McGeever	1966	2	15	7.5	15	0
	Tom Beier	1967, 1969	2	14	7.0	7	0
	Robert Jones	1998-00	2	14	7.0	14t	1
	Trell Hooper	1987	2	11	5.5	11	0
	Benny Sapp	2010-11	2	9	4.5	9	0
	Jeris White	1974-76	2	4	2.0	4	0
	Tyrone Braxton	1994	2	3	1.5	3	0
	Chris Green	1991-94	2	0	0.0	0	0
	Derrick Pope	2004-07	2	0	0.0	0	0
119.	Louis Delmas	2014	1	81	81.0	81t	1
	Kenny Mixon	1998-01	1	56	56.0	56t	1
	Marvin Mitchell	2011	1	55	55.0	55	0
	Walt Aikens	2014-17	1	43	43.0	43	0
	Jay Brophy	1984-86	1	41	41.0	41	0
	Jared Odrick	2010-14	1	39	39.0	39	0
	Zack Bowman	2015	1	38	38.0	38	0
	Kevin Burnett	2011-12	1	34	34.0	34t	1
	Dean Brown	1970	1	32	32.0	32	0
	Hugh Green	1985-91	1	28	28.0	28	0
	Earl Faison	1966	1	26	26.0	26	0
	Phillip Merling	2008-11	1	25	25.0	25t	1
	Vern Den Herder	1971-82	1	24	24.0	24	0
	Charles Cornelius	1977-78	1	21	21.0	21	0
	Bob Bruggers	1966-68	1	20	20.0	20	0
	Ralph Ortega	1979-80	1	17	17.0	13	0
	Jordan Phillips	2015-17	1	17	17.0	17	0
	Bacarri Rambo	2016	1	17	17.0	17	0
	Ted Davis	1970	1	15	15.0	15	0
	Karlos Dansby	2010-12	1	14	14.0	14	0
	Rick Graf	1987-90	1	14	14.0	14	0
	Shawn Lee	1990-91	1	14	14.0	14	0
	Cameron Wake	2009-17	1	12	12.0	12	0
	Mike Hull	2015-17	1	8	8.0	8	0
	Richard Marshall	2012	1	7	7.0	7	0
	Jackie Shipp	1984-88	1	7	7.0	7	0
	Craig Veasey	1993-94	1	7	7.0	7	0
	Reggie Howard	2004-05	1	5	5.0	5	0
	Eric Kumerow	1988-90	1	5	5.0	5	0
	Alex Moyer	1985-86	1	4	4.0	4	0
	Greg Jeffries	1999-00	1	3	3.0	3	0

PLAYER	YEARS	NO.	YDS.	AVG.	LG	TD
Jack Rudolph	1966	1	3	3.0	3	0
Chris Singleton	1993-96	1	3	3.0	3	0
Brendon Ayanbadejo	2003-04	1	2	2.0	2	0
Larry Ball	1972-74, 1977-78	1	2	2.0	2	0
Mike Charles	1983-86	1	2	2.0	2	0
Channing Crowder	2005-10	1	2	2.0	2	0
Mike Reichenbach	1990-91	1	2	2.0	2	0
Randall Edmunds	1968-69	1	1	1.0	1	0
Bruce Alexander	1992-93	1	0	0.0	0	0
Bob Baumhower	1977-86	1	0	0.0	0	0
Tim Bowens	1994-04	1	0	0.0	0	0
Jeff Cross	1989-95	1	0	0.0	0	0
Scott Galyon	2000-02	1	0	0.0	0	0
Jermaine Haley	2000-02	1	0	0.0	0	0
Neville Hewitt	2015-17	1	0	0.0	0	0
Sean Hill	1994-96	1	0	0.0	0	0
Mack Lamb	1967-68	1	0	0.0	0	0
Michael Lehan	2006-08	1	0	0.0	0	0
Darrell Malone	1992-94	1	0	0.0	0	0
Brice McCain	2015	1	0	0.0	0	0
T.J. McDonald	2017	1	0	0.0	0	0
Cliff Odom	1990-93	1	0	0.0	0	0
Muhammad Oliver	1994	1	0	0.0	0	0
Vern Roberson	1977	1	0	0.0	0	0
Bryant Salter	1976	1	0	0.0	0	0
Terrance Shaw	2000	1	0	0.0	0	0
Donnie Spragan	2005-07	1	0	0.0	0	0
R.J. Stanford	2012-14	1	0	0.0	0	0
Michael Thomas	2013-17	1	0	0.0	0	0
Reggie Torbor	2008-09	1	0	0.0	0	0
Jason Trusnik	2011-14	1	0	0.0	0	0
Jay Williams	2002-04	1	0	0.0	0	0
Jeff Zgonina	2003-06	1	0	0.0	0	0
Daryl Gardener	1996-01	1	-1	-1.0	-1	0

SACKS

PLAYER	YEARS	NO.	PLAYER	YEARS	NO.
1. Jason Taylor	1997-07,'09,'11	131.0	6. Jeff Cross	1988-95	59.5
2. Cameron Wake	2009-17	92.0	7. Trace Armstrong	1995-00	56.5
3. Bill Stanfill	1969-76	67.5	8. Bob Baumhower	1977-86	39.5
4. Doug Betters	1978-87	65.5	Kim Bokamper	1977-85	39.5
5. Vern Den Herder	1971-82	64.0	10. A.J. Duhe	1977-84	38.5

KICKOFF RETURNS (Yards)

PLAYER	YEARS	NO.	YDS.	AVG.	LG	TD
1. Wes Welker	2004-06	166	3756	22.6	95t	1
2. Ted Ginn, Jr.	2007-09	147	3386	23.0	101t	2
3. Mercury Morris	1969-75	111	2947	26.5	105t	3
4. Fulton Walker	1981-85	123	2944	23.9	90t	1
5. Brock Marion	1998-03	107	2517	23.5	93	0
6. O.J. McDuffie	1993-01	92	2103	22.9	48	0
7. Irving Spikes	1994-97	89	2058	23.1	59	0
8. Lorenzo Hampton	1985-89	96	2025	21.1	46	0
9. Marcus Thigpen	2012-13	77	1910	24.8	96t	1
10. Travis Minor	2001-06	84	1837	21.9	66	0

PUNT RETURNS (Yards)

PLAYER	YEARS	NO.	FC	YDS.	AVG.	LG	TD
1. Jake Scott	1970-75	127	55	1330	10.5	77t	1
2. Wes Welker	2004-06	127	64	1232	9.7	71	0
3. Davone Bess	2008-12	115	85	1196	10.4	47	0
4. O.J. McDuffie	1993-01	127	91	1127	8.9	72t	2
5. Tom Vigorito	1981-85	79	22	830	10.5	87t	2
6. Freddie Solomon	1975-77	71	5	810	11.4	79t	2
7. Jarvis Landry	2014-17	89	53	804	9.0	69t	1

	PLAYER	YEARS	NO.	FC	YDS.	AVG.	LG	TD
8.	Scott Schwedes	1987-90	75	18	732	9.8	70t	1
9.	Jeff Ogden	2000-01	51	22	700	13.7	81t	1
10.	Marcus Thigpen	2012-13	60	26	580	9.7	72t	1

TOP 20 SEASON LEADERS

RUSHING YARDS

	NAME	YEAR	YARDS
1.	Ricky Williams	2002	1853
2.	Ricky Williams	2003	1372
3.	Jay Ajayi	2016	1272
4.	Delvin Williams	1978	1258
5.	Lamar Smith	2000	1139
6.	Ricky Williams	2009	1121
7.	Larry Csonka	1972	1117
8.	Karim Abdul-Jabbar	1996	1116
9.	Lamar Miller	2014	1099
10.	Reggie Bush	2011	1086
11.	Larry Csonka	1971	1051
12.	Ronnie Brown	2006	1008
13.	Larry Csonka	1973	1003
14.	Mercury Morris	1972	1000
15.	Reggie Bush	2012	986
16.	Lamar Smith	2001	968
17.	Karim Abdul-Jabbar	1998	960
18.	Mercury Morris	1973	954
19.	Ronnie Brown	2008	916
20.	Mark Higgs	1992	915

PASSING YARDS

	NAME	YEAR	YARDS
1.	Dan Marino	1984	5084
2.	Dan Marino	1986	4746
3.	Dan Marino	1994	4453
4.	Dan Marino	1988	4434
5.	Ryan Tannehill	2015	4208
6.	Dan Marino	1985	4137
7.	Dan Marino	1992	4116
8.	Ryan Tannehill	2014	4045
9.	Dan Marino	1989	3997
10.	Dan Marino	1991	3970
11.	Ryan Tannehill	2013	3913
12.	Dan Marino	1997	3780
13.	Dan Marino	1995	3668
14.	Chad Pennington	2008	3653
15.	Dan Marino	1990	3563
16.	Dan Marino	1998	3497
17.	Chad Henne	2010	3301
18.	Ryan Tannehill	2012	3294
19.	Jay Fiedler	2001	3290
20.	Dan Marino	1987	3245

PASSING TOUCHDOWNS

	NAME	YEAR	TOUCHDOWNS
1.	Dan Marino	1984	48
2.	Dan Marino	1986	44
3.	Dan Marino	1985	30
	Dan Marino	1994	30
5.	Dan Marino	1988	28
6.	Ryan Tannehill	2014	27
7.	Dan Marino	1987	26

	NAME	YEAR	TOUCHDOWNS
8.	Dan Marino	1991	25
9.	Dan Marino	1989	24
	Dan Marino	1992	24
	Dan Marino	1995	24
	Ryan Tannehill	2013	24
	Ryan Tannehill	2015	24
14.	Dan Marino	1998	23
15.	Bob Griese	1977	22
16.	Bob Griese	1968	21
	Dan Marino	1990	21
18.	Dan Marino	1983	20
	Jay Fiedler	2001	20
20.	Bob Griese	1971	19
	Chad Pennington	2008	19
	Ryan Tannehill	2016	19
	Jay Cutler	2017	19

RECEPTIONS

	NAME	YEAR	RECEPTIONS
1.	Jarvis Landry	2017	112
2.	Jarvis Landry	2015	110
3.	Jarvis Landry	2016	94
4.	O.J. McDuffie	1998	90
5.	Mark Clayton	1988	86
	Brandon Marshall	2010	86
7.	Jarvis Landry	2014	84
8.	Chris Chambers	2005	82
9.	Brandon Marshall	2011	81
10.	Davone Bess	2010	79
11.	O.J. McDuffie	1997	76
	Davone Bess	2009	76
	Brian Hartline	2013	76
14.	Terry Kirby (RB)	1993	75
15.	O.J. McDuffie	1996	74
	Brian Hartline	2012	74
17.	Mark Clayton	1984	73
	Irving Fryar	1994	73
	Randy McMichael (TE)	2004	73
	Mike Wallace	2013	73

RECEIVING YARDS

	NAME	YEAR	YARDS
1.	Mark Clayton	1984	1389
2.	Mark Duper	1986	1313
3.	Mark Duper	1984	1306
4.	Irving Fryar	1994	1270
5.	Brandon Marshall	2011	1214
6.	Jarvis Landry	2015	1157
7.	Mark Clayton	1986	1150
8.	Jarvis Landry	2016	1136
9.	Mark Clayton	1988	1129
10.	Chris Chambers	2005	1118
11.	Mark Duper	1991	1085
12.	Brian Hartline	2012	1083
13.	Mark Clayton	1991	1053
14.	O.J. McDuffie	1998	1050
15.	Tony Martin	1999	1037
16.	Brian Hartline	2013	1016
17.	Brandon Marshall	2010	1014
18.	Mark Clayton	1989	1011
19.	Irving Fryar	1993	1010
20.	Mark Duper	1983	1003

POINTS

	NAME	YEAR	POINTS
1.	Olindo Mare	1999	144
2.	Caleb Sturgis	2014	128
3.	Pete Stoyanovich	1992	124
4.	Pete Stoyanovich	1991	121
5.	Pete Stoyanovich	1995	118
6.	Garó Yepremian	1971	117
	Olindo Mare	1997	117
	Olindo Mare	2000	117
9.	Fuad Reveiz	1985	116
10.	Garó Yepremian	1972	115
	Dan Carpenter	2010	115
12.	Olindo Mare	2002	114
13.	Garó Yepremian	1973	113
	Dan Carpenter	2011	113
15.	Dan Carpenter	2009	112
16.	Caleb Sturgis	2013	111
17.	Uwe von Schamann	1981	109
	Pete Stoyanovich	1993	109
19.	Mark Clayton	1984	108
	Olindo Mare	2005	108

SACKS

	NAME	YEAR	SACKS
1.	Bill Stanfill	1973	18.5
	Jason Taylor	2002	18.5
3.	Joey Porter	2008	17.5
4.	Trace Armstrong	2000	16.5
5.	Doug Betters	1983	16.0
6.	Adewale Ogunleye	2003	15.0
	Cameron Wake	2012	15.0
8.	Jason Taylor	2000	14.5
9.	Doug Betters	1984	14.0
	Bryan Cox	1992	14.0
	Cameron Wake	2010	14.0
12.	Jason Taylor	2006	13.5
13.	Jason Taylor	2003	13.0
14.	Trace Armstrong	1996	12.0
	Jason Taylor	2005	12.0
16.	Jeff Cross	1990	11.5
	Olivier Vernon	2013	11.5
	Cameron Wake	2014	11.5
	Cameron Wake	2016	11.5
20.	Mel Branch	1968	11.0
	Vern Den Herder	1975	11.0
	Jason Taylor	2007	11.0

TACKLES

	NAME	YEAR	TACKLES
1.	Steve Towle	1976	217
2.	Zach Thomas	2002	195
3.	Zach Thomas	2003	184
4.	Zach Thomas	1996	180
	Zach Thomas	2001	180
6.	Rusty Chambers	1979	178
7.	Earnie Rhone	1981	171
8.	Zach Thomas	2004	168
9.	Zach Thomas	1999	167
10.	Zach Thomas	2005	166
11.	Zach Thomas	2006	165
12.	Steve Towle	1975	164
13.	Nick Buoniconti	1973	162
14.	Zach Thomas	1998	160
15.	Rusty Chambers	1978	151
16.	Zach Thomas	1997	149
17.	Bryan Cox	1994	147

	NAME	YEAR	TACKLES
18.	Nick Buoniconti	1972	146
	Bob Baumhower	1979	146
20.	Nick Buoniconti	1970	145

DOLPHINS OUTSTANDING PERFORMANCES

300-PLUS PASSING YARDS

PLAYER	DATE	OPPONENT	ATT.	COMP.	YDS.	TD	INT.	LG
Dan Marino	10/23/88	N.Y. JETS	60	35	521	3	5	56
Dan Marino	9/4/94	NEW ENGLAND	42	23	473	5	1	64t
Dan Marino	12/2/84	L.A. RAIDERS	57	35	470	4	2	64
Dan Marino	10/1/95	at Cincinnati	48	33	450	2	1	58
Dan Marino	9/21/86	at N.Y. Jets	50	30	448	6	2	46t
Dan Marino	9/25/94	at Minnesota	54	29	431	3	3	43
Ryan Tannehill	9/30/12	at Arizona	41	26	431	1	2	80t
Dan Marino	9/30/84	at St. Louis	36	24	429	3	0	51
Dan Marino	9/24/89	N.Y. JETS	55	33	427	3	2	43t
Dan Marino	11/4/84	at N.Y. Jets	42	23	422	2	2	54
* Dan Marino	12/30/95	at Buffalo	64	33	422	2	3	45t
* Dan Marino	1/6/85	PITTSBURGH	32	21	421	4	1	41
Chad Henne	9/12/11	NEW ENGLAND	49	30	416	2	1	31
Joey Harrington	10/22/06	GREEN BAY	62	33	414	2	3	44
David Woodley	10/25/81	at Dallas	37	21	408	3	5	69t
Dan Marino	12/9/84	at Indianapolis	41	29	404	4	1	42
Dan Marino	11/16/86	at Buffalo	54	39	404	4	0	39
Dan Marino	12/12/88	CLEVELAND	50	30	404	4	3	46
* Don Strock	1/2/82	SAN DIEGO	43	29	403	4	1	50t
Dan Marino	12/14/86	at L.A. Rams	46	29	403	5	1	69t
Ryan Tannehill	12/21/14	MINNESOTA	47	35	396	4	1	41
Dan Marino	12/20/87	WASHINGTON	50	22	393	3	1	59t
Dan Marino	10/10/99	at Indianapolis	38	25	393	2	0	62
Dan Marino	9/29/85	at Denver	43	25	390	3	0	73
Dan Marino	11/23/97	at New England	60	38	389	0	3	27
Ryan Tannehill	9/18/16	at New England	45	32	387	2	2	33
Dan Marino	12/13/87	at Philadelphia	39	25	376	3	1	54
Dan Marino	10/12/97	at N.Y. Jets	38	27	372	2	0	36t
Bernie Kosar	10/15/95	at New Orleans	42	29	368	3	2	31t
Dan Marino	12/9/90	PHILADELPHIA	54	27	365	2	0	37
Steve DeBerg	12/5/93	N.Y. GIANTS	41	26	365	1	2	44
Chad Henne	9/26/10	N.Y. JETS	44	26	363	2	1	40
Dan Marino	11/10/85	N.Y. JETS	37	21	362	3	3	60
Gus Frerotte	11/13/05	NEW ENGLAND	47	25	360	2	1	47
Dan Marino	11/6/88	at New England	51	29	359	1	2	32
Dan Marino	11/12/89	at N.Y. Jets	34	18	359	3	2	78t
Dan Marino	11/27/94	at N.Y. Jets	44	31	359	4	2	28t
Ryan Tannehill	9/20/15	at Jacksonville	44	30	359	2	0	48
Dan Marino	10/25/92	INDIANAPOLIS	45	25	355	2	3	48t
Dan Marino	12/21/98	DENVER	38	23	355	4	1	56t
Dan Marino	11/27/88	at N.Y. Jets	35	17	353	5	0	80t
Ryan Tannehill	11/29/15	at N.Y. Jets	58	33	351	3	1	40
Ryan Tannehill	1/3/16	NEW ENGLAND	38	25	350	2	0	46
Bob Griese	11/20/78	at Houston	33	23	349	2	1	47
Chad Henne	12/20/09	at Tennessee	46	29	349	1	3	57
Ryan Tannehill	12/14/14	at New England	47	29	346	1	2	50
Dan Marino	12/8/85	at Green Bay	44	30	345	5	1	61
Scott Mitchell	10/31/93	KANSAS CITY	33	22	344	3	0	77t
Steve DeBerg	12/13/93	PITTSBURGH	44	27	344	1	2	47
Dan Marino	12/3/95	ATLANTA	50	35	343	2	2	32
Chad Pennington	11/23/08	NEW ENGLAND	41	24	341	3	1	46
Dan Marino	12/17/84	DALLAS	40	23	340	4	2	63
Dan Marino	12/24/89	KANSAS CITY	47	28	339	3	1	35
Dan Marino	11/18/84	at San Diego	41	28	338	2	1	32

PLAYER	DATE	OPPONENT	ATT.	COMP.	YDS.	TD	INT.	LG
Dan Marino	10/12/86	BUFFALO	41	24	337	1	1	39
Chad Henne	12/6/09	NEW ENGLAND	52	29	335	2	1	29
Dan Marino	10/22/89	GREEN BAY	37	24	333	2	2	61
Dan Marino	11/12/95	NEW ENGLAND	37	27	333	2	2	31t
Dan Marino	11/1/87	PITTSBURGH	31	25	332	4	2	50t
Ryan Tannehill	12/1/13	at N.Y. Jets	43	28	331	2	1	31t
Dan Marino	11/17/85	at Indianapolis	37	22	330	1	0	42
Dan Marino	9/15/85	INDIANAPOLIS	48	29	329	2	0	26
Dan Marino	10/16/88	SAN DIEGO	45	26	329	1	0	51
Ryan Tannehill	12/27/15	INDIANAPOLIS	38	26	329	0	1	49
Jay Fiedler	12/28/03	N.Y. JETS	29	21	328	1	1	59
Bob Griese	9/14/69	at Cincinnati	39	19	327	1	2	50
Dan Marino	11/18/91	BUFFALO	42	23	326	2	2	41
Dan Marino	9/7/97	TENNESSEE	43	24	324	0	0	50
* Dan Marino	1/12/91	at Buffalo	49	23	323	3	2	64t
Dan Marino	10/12/98	at Jacksonville	49	30	323	2	1	28
Don Strock	12/15/79	N.Y. JETS	41	26	322	1	2	38
Dan Marino	10/9/83	BUFFALO	29	19	322	3	2	63
Dan Marino	9/14/92	at Cleveland	35	25	322	1	0	47
Dan Marino	12/27/99	N.Y. JETS	52	29	322	3	3	32t
Chad Henne	12/27/09	HOUSTON	55	35	322	1	1	35
Dan Marino	10/14/84	HOUSTON	32	25	321	3	0	32
Dan Marino	10/6/91	at New England	38	25	321	2	0	34
Dan Marino	11/16/92	BUFFALO	33	22	321	2	1	55
Dan Marino	12/13/98	N.Y. JETS	57	30	321	1	1	31
Dan Marino	12/27/98	at Atlanta	36	21	320	1	2	50
Jay Fiedler	12/22/01	at New England	37	21	320	1	0	44
Ryan Tannehill	9/15/13	at Indianapolis	34	23	319	1	0	67
Ryan Tannehill	9/25/16	CLEVELAND	39	25	319	3	2	42t
** Dan Marino	1/20/85	vs. San Francisco	50	29	318	1	2	30
Trent Green	9/23/07	at N.Y. Jets	36	23	318	1	1	43
Dan Marino	10/21/84	at New England	39	24	316	4	1	28
Cleo Lemon	12/16/07	BALTIMORE	39	23	315	1	0	64t
Chad Pennington	10/26/08	BALTIMORE	30	22	314	1	0	64
Dan Marino	12/5/99	INDIANAPOLIS	38	24	313	3	1	33t
Dan Marino	11/20/94	at Pittsburgh	45	31	312	1	1	45
Ryan Tannehill	12/15/13	NEW ENGLAND	37	25	312	3	0	39t
Dan Marino	9/2/84	at Washington	28	21	311	5	0	74
Dan Marino	12/4/94	BUFFALO	42	25	311	3	3	45t
Jay Cutler	11/5/17	OAKLAND	42	34	311	3	0	27
Dan Marino	12/7/97	DETROIT	39	24	310	2	1	27t
Jay Fiedler	9/29/02	at Kansas City	45	29	310	1	4	38
Ryan Tannehill	11/24/13	CAROLINA	42	28	310	1	1	57
David Woodley	9/27/81	at Baltimore	30	19	309	2	0	48
John Stofa	12/18/66	HOUSTON	38	22	307	4	2	48t
Dan Marino	12/1/91	TAMPA BAY	32	20	307	2	0	51
Chad Henne	11/28/10	at Oakland	30	17	307	2	1	57t
Ryan Tannehill	10/6/13	BALTIMORE	40	21	307	1	0	49
Ryan Tannehill	11/8/15	at Buffalo	35	26	307	0	0	46
Bob Griese	10/17/76	KANSAS CITY	35	25	306	1	2	39
Chad Henne	10/4/10	NEW ENGLAND	38	28	305	2	3	28t
Dan Marino	12/4/88	INDIANAPOLIS	32	26	304	3	1	55
Dan Marino	11/30/86	ATLANTA	40	20	303	2	4	54t
Dan Marino	10/25/87	BUFFALO	36	24	303	4	0	25t
A.J. Feeley	12/5/04	BUFFALO	51	25	303	3	5	36
Dan Marino	10/20/85	TAMPA BAY	39	27	302	3	1	42
Dan Marino	9/28/86	SAN FRANCISCO	46	27	301	1	4	24
Dan Marino	12/10/89	NEW ENGLAND	32	21	300	0	1	36
Ryan Tannehill	10/29/15	at New England	44	28	300	0	2	29

100-PLUS RECEIVING YARDS

PLAYER	DATE	OPPONENT	NO.	YDS.	TD	LG
Brian Hartline	9/30/12	at Arizona	12	253	1	80t
Chris Chambers	12/4/05	BUFFALO	15	238	1	57
Mark Duper	11/10/85	N.Y. JETS	8	217	2	60t
Irving Fryar	9/4/94	NEW ENGLAND	5	211	3	54t

PLAYER	DATE	OPPONENT	NO.	YDS.	TD	LG
Nat Moore	10/4/81	N.Y. JETS	7	210	2	52
Mark Duper	10/9/83	BUFFALO	7	202	2	63
Duriel Harris	10/28/79	GREEN BAY	10	180	1	37t
Kenny Stills	11/19/17	TAMPA BAY	7	180	1	61t
Mark Duper	9/2/84	at Washington	6	178	2	74t
Mark Clayton	12/2/84	L.A. RAIDERS	9	177	2	64t
Ted Ginn, Jr.	10/26/08	BUFFALO	7	175	0	64
Mark Clayton	9/21/86	at N.Y. Jets	8	174	1	42
Mark Duper	9/23/84	INDIANAPOLIS	7	173	2	80t
Mark Duper	12/20/87	WASHINGTON	6	170	3	59t
Tony Martin	10/10/99	at Indianapolis	10	166	1	40
Brandon Marshall	9/26/10	N.Y. JETS	10	166	1	40
Duriel Harris	10/25/81	at Dallas	6	165	0	45
Jarvis Landry	11/29/15	at N.Y. Jets	13	165	1	40
Jimmy Cefalo	10/25/81	at Dallas	5	164	1	69t
Mark Duper	9/30/84	at St. Louis	8	164	0	51
Bo Roberson	12/4/66	at Denver	6	161	0	71
Irving Fryar	9/25/94	at Minnesota	6	160	0	43
Paul Warfield	11/14/71	PITTSBURGH	3	158	3	86t
Mark Duper	11/4/84	at N.Y. Jets	7	155	0	54
Mark Duper	9/21/86	at N.Y. Jets	7	154	2	46t
* O.J. McDuffie	12/30/95	at Buffalo	11	154	1	31
Mark Clayton	10/23/88	N.Y. JETS	10	153	2	45t
Oronde Gadsden	12/27/98	at Atlanta	9	153	0	50
Chris Chambers	12/28/03	N.Y. JETS	9	153	1	24
Mark Clayton	12/17/84	DALLAS	4	150	3	63t
* Mark Duper	1/6/85	PITTSBURGH	5	148	2	41t
Terry Kirby	12/19/93	BUFFALO	9	148	1	30t
Paul Warfield	9/19/71	at Denver	6	146	1	36
Chris Chambers	1/2/05	at Baltimore	4	146	1	76t
Duriel Harris	11/8/81	at New England	8	145	0	55
Mark Duper	12/14/86	at L.A. Rams	5	145	3	69t
Nat Moore	12/17/77	BUFFALO	5	144	1	67
Mark Clayton	9/30/84	at St. Louis	5	143	1	42
Mark Clayton	9/7/86	at San Diego	5	143	2	49t
Brandon Marshall	12/24/11	at New England	6	143	1	47
Otto Stowe	11/27/72	ST. LOUIS	6	140	2	37t
* Paul Warfield	12/25/71	at Kansas City	7	140	0	42
Paul Warfield	11/17/74	BUFFALO	4	139	1	54
Fred Barnett	12/8/96	N.Y. GIANTS	4	139	0	66
Brandon Marshall	9/12/11	NEW ENGLAND	7	139	0	31
Mark Clayton	9/1/91	at Buffalo	6	138	2	43t
Chris Chambers	12/15/02	OAKLAND	7	138	0	40
Patrick Cobbs	10/12/08	at Houston	3	138	2	80t
O.J. McDuffie	10/27/97	CHICAGO	7	137	0	55
Lamar Thomas	12/21/98	DENVER	6	136	3	56t
O.J. McDuffie	9/7/97	TENNESSEE	8	135	0	50
Jarvis Landry	9/18/16	at New England	10	135	0	33
Mark Duper	10/30/83	L.A. RAMS	7	134	1	46t
Mark Duper	12/9/91	CINCINNATI	7	134	1	43t
Paul Warfield	12/10/72	at N.Y. Giants	4	132	1	44
Mark Duper	10/23/88	N.Y. JETS	6	132	0	56
O.J. McDuffie	11/8/98	INDIANAPOLIS	9	132	2	61t
Mark Duper	10/15/89	at Cincinnati	5	129	0	41
Davone Bess	11/25/12	SEATTLE	7	129	0	39
Bo Roberson	9/18/66	at Buffalo	5	128	1	54t
Marlin Briscoe	11/12/72	NEW ENGLAND	4	128	2	51t
Mark Clayton	12/3/89	at Kansas City	9	128	1	47
Chris Chambers	10/24/04	ST. LOUIS	3	128	1	71t
Duriel Harris	10/9/77	at Baltimore	4	127	0	47
Nat Moore	9/30/79	at N.Y. Jets	8	127	1	36
Mark Clayton	12/9/84	at Indianapolis	9	127	1	32
Brandon Marshall	10/17/10	at Green Bay	10	127	0	23
Brian Hartline	12/1/13	at N.Y. Jets	9	127	1	31t
Mike Wallace	11/24/13	CAROLINA	5	127	1	57
Jack Clancy	12/3/67	at Houston	7	126	1	44t
* Paul Warfield	1/2/72	BALTIMORE	2	125	1	75t

PLAYER	DATE	OPPONENT	NO.	YDS.	TD	LG
Mark Clayton	11/12/89	at N.Y. Jets	4	125	1	78t
Mark Duper	10/7/90	N.Y. JETS	5	125	2	69t
Howard Twilley	11/3/68	at San Diego	7	124	1	38
Nat Moore	10/10/76	at Baltimore	3	124	1	67t
Chris Chambers	12/22/01	at New England	7	124	0	44
Mark Duper	9/13/87	at New England	9	123	2	26
Oronde Gadsden	10/10/99	at Indianapolis	4	123	1	62
Marty Booker	10/10/04	at New England	7	123	0	45
Davone Bess	9/30/12	at Arizona	7	123	0	21
Paul Warfield	10/10/70	at N.Y. Jets	5	122	1	40
Mark Clayton	11/3/85	at New England	7	122	0	39
Mark Clayton	10/29/89	at Buffalo	7	122	1	44t
Mel Baker	12/15/74	NEW ENGLAND	4	121	2	46t
Nat Moore	9/23/79	CHICAGO	5	121	0	36
Mark Duper	11/20/83	BALTIMORE	5	121	1	85t
O.J. McDuffie	10/20/96	at Philadelphia	7	121	2	36
Chris Chambers	12/11/05	at San Diego	8	121	2	35t
Chris Chambers	12/3/06	JACKSONVILLE	8	121	0	46
Paul Warfield	10/3/70	OAKLAND	3	120	2	54t
Tony Nathan	9/29/85	at Denver	10	120	0	73
Tony Martin	9/10/00	at Minnesota	6	120	0	44
Rishard Matthews	11/11/13	at Tampa Bay	11	120	2	19t
Jarvis Landry	9/25/16	CLEVELAND	7	120	1	42t
Duriel Harris	11/18/79	at Cleveland	4	119	0	51
Fred Banks	12/10/89	NEW ENGLAND	6	119	0	36
Oronde Gadsden	10/23/00	at N.Y. Jets	7	119	0	29
Tony Nathan	9/28/80	NEW ORLEANS	7	118	0	22
Mark Duper	10/16/88	SAN DIEGO	7	118	1	51
Fred Banks	12/12/88	CLEVELAND	6	118	0	46
* O.J. McDuffie	1/9/99	at Denver	9	118	0	23
Tony Martin	10/17/99	at New England	7	118	1	69t
Chris Chambers	9/7/03	HOUSTON	7	118	2	57t
Duriel Harris	9/9/79	SEATTLE	5	117	0	51
* Mark Duper	12/31/83	SEATTLE	9	117	1	32t
Ferrell Edmunds	11/27/88	at N.Y. Jets	2	117	1	80t
Mark Ingram	11/27/94	at N.Y. Jets	9	117	4	28t
Davone Bess	12/6/09	NEW ENGLAND	10	117	1	19
Duriel Harris	11/12/76	BALTIMORE	5	116	0	44
Duriel Harris	11/25/79	at Baltimore	7	116	2	31t
Mark Clayton	11/27/88	at N.Y. Jets	7	116	2	31t
Oronde Gadsden	11/25/01	at Buffalo	8	116	0	42
Mark Duper	11/30/86	ATLANTA	4	115	1	54t
Marty Booker	11/23/06	at Detroit	7	115	2	48
Mike Wallace	9/15/13	at Indianapolis	9	115	1	34
Rishard Matthews	9/20/15	at Jacksonville	6	115	0	48
Jack Clancy	11/19/67	at Oakland	8	114	0	39
Nat Moore	9/25/77	at San Francisco	3	114	2	73t
Duriel Harris	11/30/81	PHILADELPHIA	9	114	1	39
* Tony Nathan	1/2/82	SAN DIEGO	9	114	1	32
Freddie Solomon	12/5/76	BUFFALO	5	114	1	53t
* Tony Nathan	1/6/85	PITTSBURGH	8	114	0	30
Oronde Gadsden	1/2/00	at Washington	9	114	1	26
Brian Hartline	9/8/13	at Cleveland	9	114	1	34t
Charles Clay	12/21/14	MINNESOTA	6	114	0	41
Joe Auer	9/17/67	DENVER	2	113	1	68t
Marlin Briscoe	9/15/74	at New England	9	113	1	20
Nat Moore	11/2/75	at Chicago	4	113	1	79t
Mark Duper	9/24/89	N.Y. JETS	6	113	0	26
* Mark Duper	1/12/91	at Buffalo	3	113	1	64t
Irving Fryar	11/20/94	at Pittsburgh	6	113	0	45
Irving Fryar	9/10/95	at New England	3	113	2	67t
Chris Chambers	11/11/01	at Indianapolis	3	113	2	74t
Rishard Matthews	9/27/15	BUFFALO	6	113	2	46t
Irving Fryar	11/13/94	CHICAGO	9	112	0	21
James McKnight	11/24/02	SAN DIEGO	3	111	1	77
Davone Bess	11/28/10	at Oakland	6	111	0	29
Greg Camarillo	11/2/08	at Denver	11	111	0	23

PLAYER	DATE	OPPONENT	NO.	YDS.	TD	LG
Brian Hartline	9/16/12	OAKLAND	9	111	0	21
Jarvis Landry	12/27/15	INDIANAPOLIS	7	111	0	26
Frank Jackson	12/18/66	HOUSTON	4	110	1	48t
Mark Clayton	10/7/84	at Pittsburgh	5	110	0	33
Mark Duper	11/2/86	HOUSTON	2	110	1	85t
Jim Jensen	11/6/88	at New England	12	110	0	17
Scott Schwedes	12/18/88	at Pittsburgh	4	110	0	42
Tony Martin	10/4/93	WASHINGTON	4	110	1	80t
Irving Fryar	12/4/94	BUFFALO	5	110	2	45t
Irving Fryar	9/3/95	N.Y. JETS	5	110	2	50t
O.J. McDuffie	11/23/97	at New England	9	110	0	27
Marty Booker	10/22/06	GREEN BAY	7	110	1	40
Greg Camarillo	12/13/09	at Jacksonville	7	110	0	24
Jarvis Landry	9/20/15	at Jacksonville	8	110	0	36
Jim Kiick	10/26/69	BUFFALO	3	109	1	53t
Duriel Harris	9/11/83	NEW ENGLAND	4	109	1	64t
Nat Moore	9/29/85	at Denver	5	109	1	69t
Mark Clayton	10/19/86	L.A. RAIDERS	4	109	1	68t
Mark Duper	11/16/86	at Buffalo	7	109	1	27t
* Keith Jackson	1/8/95	at San Diego	8	109	2	31
Tony Martin	12/5/99	INDIANAPOLIS	6	109	1	33t
Chris Chambers	9/16/07	DALLAS	9	109	0	24
Greg Camarillo	12/16/07	BALTIMORE	3	109	1	64t
Brandon Marshall	10/17/11	at N.Y. Jets	6	109	0	46
Charles Clay	9/15/13	at Indianapolis	5	109	0	67
Paul Warfield	10/31/71	at L.A. Rams	3	108	1	74t
Mark Clayton	12/12/88	CLEVELAND	8	108	2	21
O.J. McDuffie	11/6/94	INDIANAPOLIS	7	108	1	28t
Ted Ginn, Jr.	9/21/09	INDIANAPOLIS	11	108	0	21
Jarvis Landry	12/17/16	at N.Y. Jets	3	108	1	66t
Mark Duper	12/2/85	CHICAGO	5	107	0	52
Scott Schwedes	11/12/89	at N.Y. Jets	3	107	1	65t
Terry Kirby	12/13/93	PITTSBURGH	7	107	0	47
Anthony Fasano	11/14/10	TENNESSEE	5	107	1	31
Brian Hartline	11/4/12	at Indianapolis	8	107	0	35
Jakeem Grant	12/24/17	at Kansas City	4	107	1	65t
Larry Seiple	11/16/69	at Buffalo	8	106	0	25
Nat Moore	10/17/76	KANSAS CITY	5	106	0	39
* Duriel Harris	1/2/82	SAN DIEGO	6	106	0	34
Mark Clayton	10/28/84	BUFFALO	3	106	2	65t
Mark Clayton	9/15/85	INDIANAPOLIS	8	106	1	26
Tony Martin	12/1/91	TAMPA BAY	5	106	1	51
Mark Duper	12/15/91	at San Diego	8	106	0	39
O.J. McDuffie	11/10/96	INDIANAPOLIS	6	106	1	36
Charles Jordan	11/30/97	at Oakland	5	106	2	44t
Brandon Marshall	12/19/10	BUFFALO	11	106	1	16
Brandon Marshall	11/6/11	at Kansas City	8	106	1	30
DeVante Parker	1/3/16	NEW ENGLAND	5	106	1	46
DeVante Parker	9/18/16	at New England	8	106	0	28
Nat Moore	11/4/84	at N.Y. Jets	5	105	1	37t
Andre Brown	10/29/89	at Buffalo	5	105	1	44t
O.J. McDuffie	12/13/98	N.Y. JETS	11	105	1	20
Mike Wallace	10/6/13	BALTIMORE	7	105	0	49
Mike Wallace	12/15/13	NEW ENGLAND	6	105	1	39
Joe Auer	11/27/66	NEW ENGLAND	5	104	1	22
Karl Noonan	9/14/68	HOUSTON	7	104	1	44
Paul Warfield	10/3/71	N.Y. JETS	4	104	0	-
Paul Warfield	9/15/74	at New England	5	104	0	39
Howard Twilley	10/17/76	KANSAS CITY	8	104	1	20
Mark Clayton	12/13/87	at Philadelphia	7	104	2	21
Tony Martin	10/13/91	at Kansas City	4	104	0	54
Chris Chambers	11/7/04	ARIZONA	7	104	0	30
Marty Booker	9/11/05	DENVER	5	104	1	60t
Mike Wallace	12/14/14	at New England	5	104	1	50
Paul Warfield	12/15/73	DETROIT	6	103	4	29
Irving Fryar	9/26/93	at Buffalo	7	103	1	36t
Mark Ingram	10/31/93	KANSAS CITY	4	103	1	77t
Irving Fryar	11/7/93	at N. Y. Jets	6	103	1	65t

PLAYER	DATE	OPPONENT	NO.	YDS.	TD	LG
Irving Fryar	11/27/94	at N.Y. Jets	5	103	0	25
Oronde Gadsden	12/5/99	INDIANAPOLIS	6	103	1	24t
Chris Chambers	11/21/04	at Seattle	9	103	1	28
Marty Booker	12/10/06	NEW ENGLAND	8	103	1	32t
Brandon Marshall	11/24/11	at Dallas	5	103	1	39
DeVante Parker	11/13/16	at San Diego	5	103	0	56
Jarvis Landry	12/11/16	ARIZONA	4	103	0	71
Jack Clancy	10/8/67	KANSAS CITY	6	102	0	28
Larry Seiple	11/2/69	at N.Y. Jets	7	102	2	29t
Nat Moore	11/9/75	N.Y. JETS	4	102	0	63
Nat Moore	12/15/79	N.Y. JETS	5	102	0	34
Tony Nathan	11/20/80	SAN DIEGO	7	102	1	20
Mark Duper	9/28/86	SAN FRANCISCO	7	102	0	24
Mark Duper	10/5/86	at New England	4	102	0	45
Mark Clayton	12/10/89	NEW ENGLAND	6	102	0	34
Mark Clayton	12/24/89	KANSAS CITY	6	102	1	35
O.J. McDuffie	11/29/98	NEW ORLEANS	9	102	3	22t
Tony Martin	12/27/99	N.Y. JETS	6	102	1	32t
Oronde Gadsden	11/4/01	CAROLINA	5	102	0	61
Chris Chambers	9/29/02	at Kansas City	6	102	0	38
Randy McMichael	10/19/03	NEW ENGLAND	8	102	0	22
Marty Booker	11/13/05	NEW ENGLAND	5	102	0	35
Brandon Marshall	12/26/10	DETROIT	10	102	0	14
* Jarvis Landry	1/8/17	at Pittsburgh	11	102	0	17
Jim Mandich	9/29/74	at San Diego	4	101	0	44
* Tony Nathan	1/4/86	CLEVELAND	10	101	0	39
Tony Nathan	9/28/86	SAN FRANCISCO	10	101	0	18
Mark Duper	10/19/86	L.A. RAIDERS	5	101	0	44
Tony Martin	9/13/99	at Denver	4	101	0	40
Chris Chambers	11/25/01	at Buffalo	5	101	2	32t
Chris Chambers	11/27/05	at Oakland	6	101	0	24
Chris Chambers	9/23/07	at N.Y. Jets	6	101	0	26
Mark Duper	11/1/87	PITTSBURGH	5	100	1	50t
Mark Clayton	9/29/91	at N.Y. Jets	7	100	1	25
Mark Duper	11/16/92	BUFFALO	5	100	0	55
Keith Jackson	9/18/94	N.Y. JETS	6	100	0	35
Charles Jordan	9/14/97	at Green Bay	4	100	1	44
Kenny Stills	10/23/16	BUFFALO	5	100	1	66t

100-PLUS RUSHING YARDS

PLAYER	DATE	OPPONENT	ATT.	YDS.	TD	LG
Ricky Williams	12/1/02	at Buffalo	27	228	2	55t
Ricky Williams	12/9/02	CHICAGO	31	216	2	63t
Jay Ajayi	10/23/16	BUFFALO	28	214	1	53
* Lamar Smith	12/30/00	INDIANAPOLIS	40	209	2	24
Jay Ajayi	12/24/16	at Buffalo	32	206	1	57
Jay Ajayi	10/16/16	PITTSBURGH	25	204	2	62t
Reggie Bush	12/18/11	at Buffalo	25	203	1	76t
+ Mercury Morris	9/30/73	NEW ENGLAND	15	197	3	70t
Ricky Williams	12/29/02	at New England	31	185	2	30
Lamar Miller	12/28/14	N.Y. JETS	19	178	1	97t
Lamar Miller	10/25/15	HOUSTON	14	175	1	85t
Gary Davis	12/17/77	BUFFALO	26	172	1	60t
Ricky Williams	12/24/05	TENNESSEE	26	172	1	35
Reggie Bush	9/16/12	OAKLAND	26	172	2	65t
Troy Stradford	11/22/87	at Dallas	17	169	1	51
Sammie Smith	9/9/90	at New England	23	159	1	27
Lamar Smith	1/6/02	BUFFALO	30	158	1	25
Ronnie Brown	11/5/06	at Chicago	29	157	0	27
Lamar Smith	10/23/00	at N.Y. Jets	23	155	2	68t
Ricky Williams	9/21/03	BUFFALO	42	153	1	21
Karim Abdul-Jabbar	12/22/96	at N.Y. Jets	30	152	1	17t
Abner Haynes	9/17/67	DENVER	12	151	2	65t
Delvin Williams	11/9/80	at Los Angeles	12	151	0	65
Ricky Williams	9/22/02	N.Y. JETS	24	151	1	53t
Bernie Parmalee	10/16/94	L.A. RAIDERS	30	150	0	26
Lorenzo Hampton	11/24/86	N.Y. JETS	19	148	2	54t

PLAYER	DATE	OPPONENT	ATT.	YDS.	TD	LG
Mark Higgs	9/1/91	at Buffalo	30	146	1	20
**Larry Csonka	1/13/74	vs. Minnesota	33	145	2	14t
Lamar Smith	9/3/00	SEATTLE	27	145	1	36
Mercury Morris	11/11/73	BALTIMORE	12	144	2	53t
Delvin Williams	11/12/78	at Buffalo	26	144	2	26t
Lamar Smith	10/7/01	NEW ENGLAND	29	144	1	17
Ricky Williams	11/24/02	SAN DIEGO	29	143	2	19
Leroy Harris	12/5/77	BALTIMORE	17	140	1	77t
Benny Malone	10/9/77	at Baltimore	12	139	2	62t
Larry Csonka	10/24/71	at N.Y. Jets	20	137	2	21t
Ronnie Brown	9/21/09	INDIANAPOLIS	24	136	2	19
Delvin Williams	9/17/78	BUFFALO	24	135	1	18t
Ronnie Brown	9/30/07	OAKLAND	15	134	1	60
Knowshon Moreno	9/7/14	NEW ENGLAND	24	134	1	15
Ricky Williams	9/15/02	at Indianapolis	24	132	0	19
Ronnie Brown	9/25/05	CAROLINA	23	132	1	58
Mark Higgs	12/1/91	TAMPA BAY	25	131	1	19t
Jay Ajayi	10/15/17	at Atlanta	26	130	0	18
Andra Franklin	12/5/82	MINNESOTA	28	129	1	12t
Bernie Parmalee	12/12/94	KANSAS CITY	19	127	1	47t
Karim Abdul-Jabbar	11/15/98	at Carolina	25	127	1	30
Ronnie Brown	10/15/06	at N.Y. Jets	22	127	1	26
Mercury Morris	10/5/75	at Green Bay	31	125	0	11
Lamar Smith	11/5/00	at Detroit	24	125	2	46t
Ricky Williams	9/14/03	at N.Y. Jets	34	125	1	22
Ronnie Brown	10/5/08	SAN DIEGO	24	125	1	13
Mercury Morris	10/26/75	at Buffalo	20	124	0	35
Karim Abdul-Jabbar	9/15/96	N.Y. JETS	23	124	2	29
Jesse Chatman	11/11/07	BUFFALO	27	124	0	23
Larry Csonka	12/2/74	CINCINNATI	24	123	0	24
Sammie Smith	11/5/89	INDIANAPOLIS	25	123	0	25
Bernie Parmalee	10/30/94	at New England	25	123	0	17
Sammy Morris	12/10/06	NEW ENGLAND	25	123	1	44
Jay Ajayi	9/17/17	at L.A. Chargers	28	122	0	20
Larry Csonka	11/9/69	at Boston	16	121	1	54t
Jim Kiick	10/24/71	at N.Y. Jets	17	121	0	24
Don Nottingham	9/28/75	at New England	16	120	1	40t
Troy Stradford	12/7/87	N.Y. JETS	30	120	3	21
Bernie Parmalee	10/22/95	at N.Y. Jets	24	120	0	25
Kenyan Drake	12/3/17	DENVER	23	120	1	42t
Benny Malone	10/31/76	NEW ENGLAND	21	119	0	17
Delvin Williams	9/3/78	at N.Y. Jets	11	119	1	58t
Tony Nathan	12/6/81	NEW ENGLAND	17	119	0	24
Ricky Williams	11/19/09	at Carolina	22	119	2	46t
Larry Csonka	9/17/72	at Kansas City	21	118	1	17t
Benny Malone	10/24/76	at Tampa Bay	22	118	1	28
* Larry Csonka	12/30/73	OAKLAND	29	117	3	15
Mercury Morris	11/7/71	BUFFALO	13	116	1	45
Delvin Williams	10/22/78	at New England	19	116	1	24
Larry Csonka	12/6/70	NEW ENGLAND	21	115	1	30
Karim Abdul-Jabbar	9/1/96	NEW ENGLAND	26	115	1	14
Ronnie Brown	12/31/06	at Indianapolis	21	115	0	47
Ronnie Brown	10/4/09	BUFFALO	20	115	2	38
Ricky Williams	11/29/09	at Buffalo	27	115	1	11
Larry Csonka	11/27/72	ST. LOUIS	16	114	0	20
Larry Csonka	10/15/73	at Cleveland	21	114	2	13
* Larry Csonka	12/21/74	at Oakland	24	114	0	26
Mercury Morris	10/19/75	at N.Y. Jets	16	114	1	49
Mark Higgs	10/24/93	INDIANAPOLIS	17	114	0	31
Ronnie Brown	10/7/07	at Houston	23	114	1	22
Kenyan Drake	12/11/17	NEW ENGLAND	25	114	0	31
Mercury Morris	12/3/72	at New England	15	113	0	20
Ronnie Brown	9/21/08	at New England	17	113	4	62t
Reggie Bush	12/24/11	at New England	22	113	0	12
Lamar Miller	10/18/15	at Tennessee	19	113	1	22
Lamar Miller	12/6/15	BALTIMORE	20	113	0	22
**Larry Csonka	1/14/73	vs. Washington	15	112	0	22

PLAYER	DATE	OPPONENT	ATT.	YDS.	TD	LG
* Andra Franklin	1/8/83	NEW ENGLAND	26	112	1	13
Ronnie Brown	9/23/07	at N.Y. Jets	23	112	2	13
Jim Kiick	11/10/68	at Buffalo	23	111	1	25t
Benny Malone	10/3/76	L.A. RAMS	19	111	1	20
Mark Higgs	9/8/91	INDIANAPOLIS	27	111	0	24
Mark Higgs	9/20/92	L.A. RAMS	23	111	0	12
Ricky Williams	9/8/02	DETROIT	20	111	2	37
Ricky Williams	12/21/03	at Buffalo	29	111	0	22
Jay Ajayi	11/6/16	N.Y. JETS	24	111	1	20t
Troy Stradford	11/1/87	PITTSBURGH	19	110	1	13
Ronnie Brown	12/25/06	N.Y. JETS	18	110	0	17
Lorenzo Hampton	12/22/86	NEW ENGLAND	13	109	0	20
Larry Csonka	11/30/70	at Atlanta	19	108	1	18
Jim Kiick	9/26/71	at Buffalo	20	108	0	16
Benny Malone	11/3/74	ATLANTA	24	108	1	13
Leroy Harris	11/20/77	at Cincinnati	20	108	0	16
Sammie Smith	12/30/90	INDIANAPOLIS	29	108	1	13
Mark Higgs	11/21/93	NEW ENGLAND	19	108	0	29
Karim Abdul-Jabbar	10/19/97	at Baltimore	22	108	3	15
Karim Abdul-Jabbar	9/6/98	at Indianapolis	23	108	1	16
Karim Abdul-Jabbar	9/20/98	PITTSBURGH	33	108	1	18
Ricky Williams	1/1/06	at New England	28	108	1	9
Ricky Williams	12/13/09	at Jacksonville	28	108	1	12
Lamar Miller	9/21/14	KANSAS CITY	15	108	0	24
Larry Csonka	10/22/72	BUFFALO	18	107	1	21
Mercury Morris	11/19/72	N.Y. JETS	23	107	2	20t
Larry Csonka	11/4/73	at N.Y. Jets	19	107	0	16
Norm Bulaich	9/13/76	at Buffalo	19	107	0	26
Delvin Williams	10/9/78	CINCINNATI	24	107	0	19
Andra Franklin	12/12/82	at New England	23	107	0	15
Mark Higgs	11/8/92	at Indianapolis	20	107	1	22
Lamar Smith	12/10/01	INDIANAPOLIS	28	107	0	17
Ricky Williams	11/23/03	WASHINGTON	23	107	2	24t
Ricky Williams	12/15/03	PHILADELPHIA	18	107	1	45
Daniel Thomas	9/18/11	HOUSTON	18	107	0	14
Jim Kiick	11/2/69	at N.Y. Jets	15	106	0	27
Mercury Morris	11/5/72	at Buffalo	11	106	2	33
* Mercury Morris	12/23/73	CINCINNATI	20	106	1	25
Larry Csonka	9/29/74	at San Diego	21	106	2	14
J.J. Johnson	11/21/99	NEW ENGLAND	31	106	1	14
Ronnie Brown	10/30/05	at New Orleans	23	106	0	35
Benny Malone	10/16/77	N.Y. JETS	22	105	1	15t
Joe Carter	10/14/84	HOUSTON	13	105	1	25
Ricky Williams	10/6/02	NEW ENGLAND	36	105	0	12
Ricky Williams	11/16/03	BALTIMORE	36	105	0	16
Ricky Williams	11/9/08	SEATTLE	12	105	1	51t
Lamar Miller	10/31/13	CINCINNATI	16	105	0	41
Daniel Thomas	12/8/13	at Pittsburgh	16	105	1	55
Jim Kiick	10/6/68	at Houston	26	104	0	12
Larry Csonka	11/29/71	CHICAGO	16	104	1	19
Larry Csonka	9/16/73	SAN FRANCISCO	22	104	0	25
Benny Malone	10/27/74	BALTIMORE	19	104	1	23t
Benny Malone	12/8/74	at Baltimore	17	104	0	17
Gary Davis	11/24/77	at St. Louis	20	104	0	16
Karim Abdul-Jabbar	11/3/96	at New England	29	104	2	15
Ricky Williams	11/27/03	at Dallas	31	104	0	15
Reggie Bush	12/16/12	JACKSONVILLE	21	104	0	53
Larry Csonka	9/26/71	at Buffalo	20	103	1	17
Andra Franklin	9/12/82	at N.Y. Jets	28	103	2	18
Bernie Parmalee	11/5/95	at San Diego	19	103	0	40
Karim Abdul-Jabbar	11/9/97	N.Y. JETS	25	103	2	13
Reggie Bush	10/30/11	at N.Y. Giants	15	103	0	35
Reggie Bush	12/11/11	PHILADELPHIA	14	103	0	16
Larry Csonka	10/8/72	at N.Y. Jets	18	102	0	15
Don Nottingham	10/27/74	BALTIMORE	19	102	1	24
Don Nottingham	10/5/75	at Green Bay	21	102	3	14
Bernie Parmalee	11/26/95	at Indianapolis	20	102	0	15

PLAYER	DATE	OPPONENT	ATT.	YDS.	TD	LG
Ricky Williams	11/17/02	BALTIMORE	26	102	2	18
Ricky Williams	11/15/09	TAMPA BAY	20	102	0	27
Andra Franklin	11/1/81	BALTIMORE	23	101	0	15
Ricky Williams	12/15/02	OAKLAND	27	101	0	16
Ronnie Brown	10/14/07	at Cleveland	19	101	0	15
Ronnie Brown	11/16/08	OAKLAND	16	101	0	21
Mercury Morris	10/28/73	at New England	14	100	1	11
Terry Kirby	9/18/94	N.Y. JETS	15	100	1	30
Lamar Smith	12/3/00	at Buffalo	28	100	0	22
Reggie Bush	12/4/11	OAKLAND	22	100	1	29

* Playoff game

** Super Bowl

+ Single-game record by two rushers, 277 yards; includes Larry Csonka 18 for 80.

OPPONENTS INDIVIDUAL RECORDS

The following individual records relate solely to play against the Miami Dolphins. They include National Football League regular-season statistics only – with the exception of those single-game records marked by “*” or “**”

* Playoff game

** Super Bowl

SERVICE

MOST GAMES PLAYED

- 32 Pat Leahy, N.Y. Jets (1974-91)
- 31 Tom Brady, New England (2001-17)
- 28 Andre Reed, Buffalo (1985-99)
- 28 Jim Ritches, Buffalo (1980-95)
- 28 Bruce Smith, Buff., Wash. (1985-03)

RUSHING

MOST RUSHING YARDS

Career

- 1,620 Thurman Thomas, Buffalo (20 games), 364 att.
- 1,507 Freeman McNeil, N.Y. Jets (21 games), 281 att.
- 1,507 Curtis Martin, N.E., N.Y. Jets (20 games), 409 att.
- 1,177 O.J. Simpson, Buffalo (16 games), 240 att.
- 1,065 Eric Dickerson, L.A. Rams, Ind., L.A. Raiders (11 games), 231 att.

Game

- 203 O.J. Simpson, Buffalo (12/5/76 at Miami), 24 att.
- 203 Rueben Mayes, New Orleans (12/7/86 at New Orleans), 28 att.
- 199 Earl Campbell, Houston (11/20/78 at Houston), 28 att.
- *199 Terrell Davis, Denver (1/9/99 at Denver), 21 att.
- 179 Justin Fargas, Oakland (9/30/07 at Miami), 22 att.

MOST RUSHING ATTEMPTS

Career

- 409 Curtis Martin, N.E., N.Y. Jets (20 games)
- 364 Thurman Thomas, Buffalo (20 games)
- 281 Freeman McNeil, N.Y. Jets (21 games)
- 240 O.J. Simpson, Buffalo (16 games)
- 235 Lydell Mitchell, S.D., Balt. (12 games)

Game

- **38 John Riggins, Washington (1/30/83 at Pasadena), 166 yards
- 38 Lee Suggs, Cleveland (12/26/04 at Miami), 143 yards
- 36 James Jones, Detroit (10/27/85 at Detroit), 114 yards
- 36 Curtis Martin, N.Y. Jets (10/4/98 at New York), 108 yards
- 35 Lydell Mitchell, Baltimore (12/9/73 at Baltimore), 104 yards
- 35 Thurman Thomas, Buffalo (12/17/95 at Buffalo), 148 yards
- 35 Travis Henry, Buffalo (12/1/02 at Buffalo), 151 yards

MOST RUSHING TOUCHDOWNS

Career

- 13 Curtis Martin, N.E., N.Y. Jets (20 games)
- 9 Jim Nance, Boston, N.Y. Jets (12 games)
- 8 Thurman Thomas, Buffalo (20 games)
- 7 Marcus Allen, Oak./L.A. Raiders, K.C. (nine games)

Game

- 4 Earl Campbell, Houston (11/20/78 at Houston)
- 3 Paul Robinson, Cincinnati (11/17/68 at Cincinnati)
- 3 Don McCauley, Baltimore (11/23/75 at Miami)
- 3 Marcus Allen, L.A. Raiders (12/2/84 at Miami)
- 3 Merrill Hoge, Pittsburgh (11/26/89 at Miami)
- 3 Earnest Byner, Washington (12/2/90 at Washington)
- 3 Rod Bernstine, San Diego (12/15/91 at San Diego)

- 3 Kenneth Davis, Buffalo (12/19/93 at Miami)
- 3 Natrone Means, San Diego (12/27/93 at San Diego)
- 3 Curtis Martin, New England (11/3/96 at New England)
- 3 Daunte Culpepper, Oakland (9/30/07 at Miami)

HIGHEST RUSHING AVERAGE

Career (minimum 125 attempts)

- 5.4 Freeman McNeil, N.Y. Jets (21 games), 281/1,507 yards
- 5.1 Jim Nance, Bost., N.Y. Jets (12 games), 183/933 yards

Game (minimum 10 attempts)

- 11.3 Colin Kaepernick, San Francisco (11/27/16 at Miami), 10/113 yards
- 11.1 Laurence Maroney, New England (12/23/07 at New England), 14/156 yards
- 10.4 Curtis Brown, Buffalo (11/12/78 at Buffalo), 11/114 yards
- 10.2 Johnny Hector, N.Y. Jets (12/22/91 at Miami), 13/132 yards
- *10.1 Earnest Byner, Cleveland (1/4/86 at Miami), 16/161 yards

MOST 100-YARD RUSHING GAMES

- 7 Eric Dickerson, L.A. Rams, Ind., L.A. Raiders (11 games)
- 6 Thurman Thomas, Buffalo (20 games)
- 5 Freeman McNeil, N.Y. Jets (21 games)
- 5 Jim Nance, Bost., N.Y. Jets (12 games)
- 5 Curtis Martin, N.E., N.Y. Jets (20 games)

LONGEST RUNS FROM SCRIMMAGE

- *90t Fred Taylor, Jacksonville (1/15/00 at Jacksonville)
- 81t Earl Campbell, Houston (11/20/78 at Houston)
- 80t Carl Garrett, Boston (11/9/69 at Boston)
- 77t Fred Taylor, Jacksonville (10/12/98 at Jacksonville)
- 76t Robert Holmes, Kansas City (9/28/68 at Miami)
- 75t O.J. Simpson, Buffalo (12/5/76 at Miami)
- 75t Reuben Droughns, Cleveland (11/20/05 at Cleveland)
- 70t Ahman Green, Green Bay (10/22/06 at Miami)

PASSING

MOST YARDS PASSING

Career

- 7,068 Tom Brady, New England (31 games)
- 5,397 Drew Bledsoe, N.E., Buff. (22 games)
- 4,902 Joe Ferguson, Buff., T.B., Ind. (25 games)
- 4,560 Jim Kelly, Buffalo (20 games)
- 3,837 Ken O'Brien, N.Y. Jets, Phil. (17 games)

Game

- 517 Tom Brady, New England (9/12/11 at Miami), 32 of 48
- 479 Ken O'Brien, N.Y. Jets (9/21/86 at New York), 29 of 43

- 436 James Harris, L.A. Rams (10/3/76 at Miami), 17 of 29
- *433 Dan Fouts, San Diego (1/2/82 at Miami), 33 of 53
- 433 Andrew Luck, Indianapolis (11/4/12 at Indianapolis), 30 of 48

MOST PASS ATTEMPTS

Career

- 994 Tom Brady, New England (31 games)
- 765 Drew Bledsoe, N.E., Buff. (22 games)
- 722 Joe Ferguson, Buff., T.B., Ind. (25 games)
- 621 Jim Kelly, Buffalo (20 games)
- 521 Steve Grogan, New England (22 games)

Game

- 59 Vinny Testaverde, N.Y. Jets (10/23/00 at New York), 36 completions
- 56 Dan Fouts, San Diego (11/18/84 at San Diego), 37 completions
- 56 Tom Brady, New England (9/7/14 at Miami), 29 completions
- 55 Joe Ferguson, Buffalo (10/9/83 at Miami), 38 completions
- 55 Steve Bono, Kansas City (12/12/94 at Miami), 33 completions
- 55 Tom Brady, New England (12/15/13 at Miami), 34 completions

MOST PASS COMPLETIONS

Career

- 601 Tom Brady, New England (31 games)
- 418 Joe Ferguson, Buff., T.B., Ind. (25 games)
- 412 Drew Bledsoe, N.E., Buff. (22 games)
- 388 Jim Kelly, Buffalo (20 games)
- 303 Ken O'Brien, N.Y. Jets, Phil. (17 games)

Game

- 38 Joe Ferguson, Buffalo (10/9/83 at Miami), 55 att.
- 37 Dan Fouts, San Diego (11/18/84 at San Diego), 56 att.
- 36 Vinny Testaverde, N.Y. Jets (10/23/00 at New York), 59 att.
- 36 Joe Flacco, Baltimore (12/4/16 at Baltimore), 47 att.
- 35 Drew Brees, San Diego (12/11/05 at San Diego), 52 att.

MOST CONSECUTIVE PASS COMPLETIONS

- 15 Steve DeBerg, San Francisco (11/16/80 at Miami)

MOST TOUCHDOWN PASSES

Career

- 57 Tom Brady, New England (31 games)
- 30 Drew Bledsoe, N.E., Buff. (22 games)
- 26 Joe Ferguson, Buff., T.B., Ind. (25 games)
- 25 Ken O'Brien, N.Y. Jets, Phil. (17 games)
- 24 Jim Kelly, Buffalo (20 games)

Game

- 6 Tom Brady, New England (10/21/07 at Miami)
- 5 Len Dawson, Kansas City (10/8/67 at Kansas City)
- 5 Babe Parilli, Boston (10/15/67 at Boston)

- 5 Joe Ferguson, Buffalo (10/9/83 at Miami)
- 5 Vinny Testaverde, N.Y. Jets (10/23/00 at New York)
- 5 Trent Green, Kansas City (9/29/02 at Kansas City)

MOST PASSES HAD INTERCEPTED

Career

- 33 Joe Ferguson, Buff., T.B., Ind. (25 games)
- 29 Drew Bledsoe, N.E., Buff. (22 games)
- 25 Richard Todd, N.Y. Jets (14 games)
- 25 Steve Grogan, New England (22 games)
- 24 Joe Namath, N.Y. Jets (16 games)
- 24 Tom Brady, New England (31 games)

Game

- 6 Joe Namath, N.Y. Jets (10/19/75 at New York), 24 att.
- 6 Donald Hollas, Oakland (12/6/98 at Oakland), 31 att.
- *5 Mike Phipps, Cleveland (12/24/72 at Miami), 23 att.
- 5 Bill Troup, Baltimore (9/10/78 at Baltimore), 33 att.
- 5 Ken Stabler, Oakland (12/10/78 at Miami), 36 att.
- 5 Joe Ferguson, Buffalo (9/7/80 at Buffalo), 32 att.
- 5 Joe Ferguson, Buffalo (11/21/82 at Buffalo), 28 att.
- *5 Dan Fouts, San Diego (1/6/83 at Miami), 34 att.
- *5 Richard Todd, N.Y. Jets (1/23/83 at Miami), 37 att.
- 5 Richard Todd, N.Y. Jets (10/16/83 at New York), 26 att.
- 5 Drew Bledsoe, New England (11/21/99 at Miami), 34 att.

HIGHEST COMPLETION PERCENTAGE

Career (minimum 100 completions)

- 71.8 Joe Flacco, Baltimore (six games), 127 of 177 att.
- 69.9 Troy Aikman, Dallas (four games), 102 of 146 att.
- 68.9 Warren Moon, Hou., Minn. (six games), 102 of 148 att.
- 67.6 Drew Brees, S.D., N.O. (six games), 150 of 222 att.
- 65.9 Tyrod Taylor, Buffalo (six games), 108 of 164 att.

Game (minimum 12 completions)

- 87.1 Eli Manning, N.Y. Giants (12/14/15 at Miami), 27 of 31
- 86.7 Joe Namath, N.Y. Jets (10/22/67 at Miami), 13 of 15
- 85.7 Ben Roethlisberger, Pittsburgh (11/26/07 at Pittsburgh), 18 of 21
- 84.2 Johnny Unitas, Baltimore (12/11/71 at Baltimore), 16 of 19
- 84.0 Tom Brady, New England (10/21/07 at Miami), 21 of 25

MOST 300-YARD PASSING GAMES

Career

- 7 Tom Brady, New England (31 games)

- 6 Drew Bledsoe, N.E., Buff. (22 games)
- 5 Philip Rivers, San Diego (eight games)
- 3 Ken O'Brien, N.Y. Jets, Phil. (16 games)
- 3 Joe Ferguson, Buff., T.B., Ind. (25 games)
- 3 Jim Kelly, Buffalo (20 games)
- 3 Vinny Testaverde, T.B., Clev., Bal., N.Y. Jets (11 games)

LONGEST PASS PLAYS

- 99t Tom Brady to Wes Welker (9/12/11 vs. New England)
- 93t Mike Livingston to Otis Taylor, 79 yards; lateral to Robert Holmes, 14 yards (10/19/69 at Kansas City)
- 92t Joe Ferguson to Frank Lewis (9/17/78 vs. Buffalo)
- 89t Len Dawson to Otis Taylor (11/13/66 at Kansas City)
- 89t Joe Namath to Richard Caster (10/7/74 at N.Y. Jets)
- 87t Charlie Batch to Heath Miller (9/7/06 at Pittsburgh)
- 86t Aaron Rodgers to Greg Jennings (10/17/10 at Green Bay)
- 84t Drew Bledsoe to Ben Coates (11/3/96 at New England)
- 84t Eli Manning to Odell Beckham Jr. (12/14/15 vs. N.Y. Giants)
- 83t Jim Kelly to Andre Reed (12/4/94 vs. Buffalo)
- *82t Daryle Lamonica to Rod Sherman (12/27/70 at Oakland)
- 82t Dan Pastorini to Charlie Joiner (9/24/72 vs. Houston)
- 81t Tom Brady to Sam Aiken (12/6/09 vs. New England)
- 82t Tom Brady to Troy Brown (10/19/03 vs. New England)
- 80t Sam Wyche to Bob Trumpy (11/17/68 vs. Cincinnati)
- 80t Ken Anderson to Isaac Curtis (11/28/83 vs. Cincinnati)
- 80t Warren Moon to Butch Woolfolk (9/8/85 at Houston)
- 80t Mike Pagel to Wayne Capers (11/17/85 at Indianapolis)
- 80t John Friesz to Brian Blades (10/6/96 vs. Seattle)
- 80t Alex Van Pelt to Eric Moulds (11/25/01 at Buffalo)
- 80t Peyton Manning to Dallas Clark (9/21/09 vs. Indianapolis)

RECEIVING

MOST RECEPTIONS

Career

- 122 Andre Reed, Buffalo (28 games)
- 99 Wes Welker, N.E., Den. (12 games)
- 84 Marvin Harrison, Indianapolis (15 games)
- 78 Al Toon, N.Y. Jets (14 games)
- 73 Eric Moulds, Buff., Hou. (21 games)

Game

- 15 Isaac Bruce, St. Louis (12/24/95 at St. Louis), 210 yards
- 14 Al Toon, N.Y. Jets (11/27/88 at New York), 181 yards
- *13 Kellen Winslow, San Diego (1/2/82 at Miami), 166 yards
- 13 Antonio Gates, San Diego (12/11/05 at San Diego), 123 yards
- 13 Julian Edelman, New England (12/15/13 at Miami), 139 yards

MOST RECEIVING YARDS**Career**

- 1,731 Andre Reed, Buffalo (28 games), 122 receptions
- 1,371 Stanley Morgan, N.E., Ind. (25 games), 68 receptions
- 1,342 Wesley Walker, N.Y. Jets (19 games), 70 receptions
- 1,221 Eric Moulds, Buff., Hou. (21 games), 73 receptions
- 1,196 Wes Welker, N.E., Den. (12 games), 99 receptions

Game

- *240 Eric Moulds, Buffalo (1/2/99 at Miami), 9 receptions
- 221 Eric Decker, N.Y. Jets (12/28/14 at Miami), 10 receptions
- 220 Ron Jessie, Los Angeles (10/3/76 at Miami), 7 receptions
- 210 Isaac Bruce, St. Louis (12/24/95 at St. Louis), 15 receptions
- 196 Eric Moulds, Buffalo (11/25/01 at Buffalo), 6 receptions

MOST RECEIVING TOUCHDOWNS**Career**

- 17 Wesley Walker, N.Y. Jets (19 games), 70 receptions
- 13 Irving Fryar, N.E., Phil., Wash. (20 games), 61 receptions
- 11 Laveraneus Coles, N.Y. Jets, Wash. (15 games), 52 receptions
- 11 Eric Moulds, Buff., Hou. (21 games), 73 receptions
- 10 Randy Moss, Minn., Oak., N.E., S.F. (12 games), 48 receptions
- 10 Andre Reed, Buffalo (28 games), 122 receptions

Game

- 4 Jimmie Giles, Tampa Bay (10/20/85 at Miami)
- 4 Wesley Walker, N.Y. Jets (9/21/86 at New York)
- 4 Irving Fryar, Philadelphia (10/20/96 at Philadelphia)
- 3 18 times; last by Danny Woodhead, San Diego (12/20/15 at San Diego)

HIGHEST RECEIVING AVERAGE**Career (minimum 40 receptions)**

- 20.2 Stanley Morgan, N.E., Ind. (25 games), 68/1,371 yards
- 19.2 Lee Evans, Buff. (13 games), 43/827

- 19.2 Wesley Walker, N.Y. Jets (19 games), 70/1,342 yards
- 18.0 Frank Lewis, Pit., Buff (14 games), 46/830
- 17.3 Shawn Jefferson, S.D., N.E. (12 games), 42/726 yards

Game (minimum three receptions)

- 43.3 Theo Bell, Pittsburgh (11/30/80 at Pittsburgh), 4/173 yards
- 40.0 Butch Woolfolk, Houston (9/8/85 at Houston), 3/120 yards
- 39.0 Richard Caster, N.Y. Jets (10/7/74 at Miami), 3/117 yards
- 38.0 Stanley Morgan, New England (10/21/84 at New England), 3/114 yards

MOST 100-YARD RECEIVING GAMES

- 6 Wes Welker, N.E., Den. (12 games)
- 5 Al Toon, N.Y. Jets (14 games)
- 5 Andre Reed, Buffalo (28 games)
- 5 Stanley Morgan, N.E., Ind. (23 games)
- 4 Wesley Walker, N.Y. Jets (18 games)
- 4 Marvin Harrison, Indianapolis (15 games)
- 4 Randy Moss, Minn., Oak., N.E., S.F. (12 games)

FIELD GOALS

MOST FIELD GOALS**Career**

- 42 Adam Vinatieri, N.E., Ind. (25 games)
- 37 Pat Leahy, N.Y. Jets (32 games)
- 34 Stephen Gostkowski, N.E. (23 games)
- 32 Steve Christie, T.B., Buff., S.D. (21 games)
- 28 Dean Biasucci, Ind. StL. (21 games)

Game

- 5 Roy Gerela, Houston (9/28/69 at Houston), 5 att.
- 5 Dean Biasucci, Indianapolis (9/25/88 at Indianapolis), 6 att.
- *5 Steve Christie, Buffalo (1/17/93 at Miami), 6 att.
- 5 Jason Elam, Denver (10/13/02 at Denver), 5 att.
- 5 Kris Brown, Houston (9/7/03 at Miami), 7 att.
- 5 Kris Brown, Houston (10/7/07 at Houston), 5 att.
- 5 Dan Carpenter, Buffalo (9/14/14 at Buffalo), 6 att.
- 5 Mike Nugent, Cincinnati (9/29/16 at Cincinnati), 5 att.
- 5 Harrison Butker, Kansas City (12/24/17 at Kansas City), 6 att.

LONGEST FIELD GOALS

- 59 Steve Christie, Buffalo (9/26/93 at Buffalo)
- 58 Jason Myers, Jacksonville (9/20/15 at Jacksonville)
- 57 Kris Brown, Houston (10/7/07 at Houston)
- 56 Rian Lindell, Buffalo (11/29/09 at Buffalo)
- 56 Dave Rayner, Buffalo (11/20/11 at Miami)
- 56 Chandler Catanzaro, Arizona (12/11/16 at Miami)

INTERCEPTIONS

MOST INTERCEPTIONS

Career

- 9 Nate Clements, Buff., S.F., Cin. (14 games)
- 7 Johnny Robinson, Kansas City (five games)
- 7 Roland James, New England (19 games)
- 6 Raymond Clayborn, N.E., Clev. (25 games)
- 6 Willie Brown, Oakland (six games)
- 6 Ronnie Lippett, New England (15 games)
- 6 Mike Prior, T.B., Ind., G.B. (14 games)
- 6 Victor Green, N.Y. Jets, N.E. (19 games)
- 6 Marcus Coleman, N.Y. Jets, Hou. (13 games)
- 6 Darrelle Revis, N.Y. Jets, T.B., N.E., K.C. (17 games)

Game

- 3 Clarence Duren, San Diego (10/30/77 at Miami), 45 yards
- 3 Jeff Nixon, Buffalo (9/7/80 at Buffalo), 31 yards
- 3 Erik McMillan, N.Y. Jets (10/23/88 at Miami), 57 yards
- 3 Marcus Coleman, N.Y. Jets (10/23/00 at N.Y. Jets), 7 yards
- 3 Greg Wesley, Kansas City (9/29/02 at Kansas City), 71 yards
- 3 Nate Clements, Buffalo (10/20/02 at Miami), 39 yards

MOST INTERCEPTION RETURN YARDS

Game

- 151 Mike Haynes, L.A. Raiders (12/2/84 at Miami), 2 interceptions

LONGEST INTERCEPTION RETURNS

- 102t Eddie Anderson, L.A. Raiders (12/14/92 at Miami), Dan Marino
- 100t Aaron Glenn, N.Y. Jets (9/15/96 at Miami), Dan Marino
- 100t Jimmy Hitchcock, New England (11/23/97 at New England), Dan Marino
- 100t Darrelle Revis, N.Y. Jets (10/17/11 at N.Y. Jets), Matt Moore
- 98t Marcus Coleman, N.Y. Jets (12/27/99 at Miami), Dan Marino
- 97t Mike Haynes, L.A. Raiders (12/2/84 at Miami), Dan Marino
- 97t Najee Mustafaa, Cleveland (10/10/93 at Cleveland), Scott Mitchell
- 90t Steve Emtman, Indianapolis (10/25/92 at Miami), Dan Marino
- *90t Tory James, Oakland (1/6/01 at Oakland), Jay Fiedler

LONGEST PLAYS

PUNTS

- 89 Luke Prestridge, New England (10/21/84 at New England)
- 80 Chris Mohr, Buffalo (10/13/96 at Buffalo)
- 73 Rich Camarillo, New England (9/13/87 at New England)
- 73 Josh Miller, Pittsburgh (9/20/98 at Miami)
- 73 Todd Sauerbrun, Carolina (11/4/01 at Miami)

PUNT RETURNS

- 94t Julian Edelman, New England (1/2/11 at New England)
- 93t Johnnie Lee Higgins, Oakland (11/16/08 at Miami)
- 84t Clarence Verdin, Indianapolis (10/25/92 at Miami)
- 83t Billy Johnson, Houston (11/16/75 at Houston)
- 80t Ron Gardin, Baltimore (11/1/70 at Baltimore)

KICKOFF RETURNS

- 104t Terrence McGee, Buffalo (12/5/04 at Miami)
- 103t Brandon Tate, New England (10/5/10 at Miami)
- 102t Harold Hart, Oakland (9/22/75 at Oakland)
- 102t C.J. Spiller, Buffalo (9/14/14 at Buffalo)
- 101t Jacoby Ford, Oakland (11/28/10 at Oakland)
- 99t Jim Duncan, Baltimore (11/1/70 at Baltimore)

FUMBLE RETURNS

- 100t Chris Martin, Kansas City (10/13/91 at Kansas City), Sammie Smith
- *79t Neil Smith, Denver (1/9/99 at Denver), Oronde Gadsden
- 69 Shea McClellin, New England (1/1/17 at Miami), Damien Williams
- 66t Greg Townsend, L.A. Raiders (9/19/83 at L.A. Raiders), David Woodley
- 62t Hugh Douglas, N.Y. Jets (12/22/96 at N.Y. Jets), Stanley Pritchett

BLOCKED FIELD GOALS

- 78t George Radachowsky, N.Y. Jets (9/24/89 at Miami), Pete Stoyanovich
- 76t Charles Romes, Buffalo (9/2/79 at Buffalo), Uwe von Schamann
- 62t Kyle Arrington, New England (12/14/14 at New England), Caleb Sturgis

OPPONENTS TOP TENS

RUSHING

PLAYER	TEAMS	GAMES	NO.	YDS.	AVG.	LG	TD
1. Thurman Thomas	Buffalo	20	364	1620	4.5	30t	8
2. Freeman McNeil	N.Y. Jets	21	281	1507	5.4	58	2
	New England, N.Y. Jets	20	409	1507	3.7	37	13
4. O.J. Simpson	Buffalo	16	240	1177	4.9	75t	4
5. Eric Dickerson	L.A. Rams, Ind., L.A. Raid.	11	231	1065	4.6	40	6
6. Jim Nance	N.Y. Jets, Boston	12	183	933	5.1	30t	9
7. Lydell Mitchell	San Diego Baltimore	12	235	912	3.9	64t	6
8. Willis McGahee	Buffalo, Baltimore, Denver	10	232	848	3.7	31	2
9. Antowain Smith	Buffalo, N.E., N.O.	14	232	822	3.5	44	4
10. John Riggins	N.Y. Jets, Washington	13	183	761	4.2	N/A	5

PASSING

PLAYER	TEAMS	GAMES	ATT.	COMP.	YDS.	PCT.	TD	INT.
1. Tom Brady	New England	31	994	601	7068	60.5	57	24
2. Drew Bledsoe	New England, Buffalo	22	765	412	5397	53.9	30	29
3. Joe Ferguson	Buffalo, T.B., Ind.	25	722	418	4902	57.9	26	33
4. Jim Kelly	Buffalo	20	621	388	4560	62.5	24	19
5. Ken O'Brien	N.Y. Jets, Philadelphia	17	489	303	3837	62.0	25	13
6. Steve Grogan	New England	22	521	280	3709	53.7	21	25
7. Peyton Manning	Indianapolis, Denver	13	436	272	3214	62.4	22	18
8. Joe Namath	N.Y. Jets	16	388	201	2956	51.8	19	24
9. Richard Todd	N.Y. Jets	14	355	203	2718	57.2	18	25
10. Ryan Fitzpatrick	Bu., NYJ, T.B.	11	340	202	2397	59.4	14	12

RECEPTIONS

PLAYER	TEAMS	GAMES	NO.	YDS.	AVG.	LG	TD
1. Andre Reed	Buffalo	28	122	1731	14.2	83t	10
2. Wes Welker	New England, Denver	12	99	1196	12.1	99t	7
3. Marvin Harrison	Indianapolis	15	84	1133	13.5	45	9
4. Al Toon	N.Y. Jets	14	78	1054	14.0	44t	4
5. Eric Moulds	Buffalo, Houston	21	73	1221	16.7	80t	11
6. Wayne Chrebet	N.Y. Jets	20	72	991	13.8	70	8
7. Wesley Walker	N.Y. Jets	19	70	1342	19.2	71t	17
8. Stanley Morgan	New England, Indianapolis	25	68	1371	20.2	76t	6
9. Thurman Thomas	Buffalo	20	67	693	10.3	50t	3
10. Ben Coates	New England, Baltimore	19	63	812	12.9	84t	9
Bill Brooks	Indianapolis, Buffalo	20	63	661	10.5	47	3

RECEIVING YARDS

PLAYER	TEAMS	GAMES	YDS.	REC.	AVG.	LG	TD
1. Andre Reed	Buffalo	28	1731	122	14.2	83t	10
2. Stanley Morgan	N.E., Indianapolis	25	1371	68	20.2	76t	6
3. Wesley Walker	N.Y. Jets	19	1342	70	19.2	71t	17
4. Eric Moulds	Buffalo, Houston	21	1221	73	16.7	80t	11
5. Wes Welker	New England, Denver	12	1196	99	12.1	99t	7
6. Marvin Harrison	Indianapolis	15	1133	84	13.5	45	9
7. Al Toon	N.Y. Jets	14	1054	78	14.0	44t	4
8. Wayne Chrebet	N.Y. Jets	20	991	72	13.8	70	8
9. Irving Fryar	N.E., Phil. Wash.	20	978	61	16.0	54t	13
10. Frank Lewis	Pittsburgh, Buffalo	14	830	46	18.0	92t	2

OPPONENTS OUTSTANDING PERFORMANCES

300-PLUS PASSING YARDS

PLAYER	TEAM	DATE	ATT.	COMP.	YDS.	TD	INT.	LG
Tom Brady	New England	9/12/11	48	32	517	4	1	99t
Ken O'Brien	N.Y. Jets	9/21/86	43	29	479	4	1	65t
James Harris	L.A. Rams	10/3/76	29	17	436	2	1	58
* Dan Fouts	San Diego	1/2/82	55	33	433	4	1	43
Andrew Luck	Indianapolis	11/4/12	48	30	433	2	0	48
Drew Bledsoe	New England	11/23/98	54	28	423	2	2	49
Drew Bledsoe	New England	9/4/94	51	32	421	4	2	62t
Joe Ferguson	Buffalo	10/9/83	55	38	419	5	1	35
Drew Bledsoe	New England	11/3/96	41	30	419	3	2	84t
Joe Namath	N.Y. Jets	10/1/67	39	23	415	3	1	62
Matt Cassel	New England	11/23/08	43	30	415	3	1	64
Drew Brees	New Orleans	9/30/13	39	30	413	4	0	48
Bernie Kosar	Cleveland	11/10/86	50	32	401	0	0	44
Ken O'Brien	N.Y. Jets	11/10/85	43	26	393	2	0	44
Boomer Esiason	N.Y. Jets	11/27/94	41	26	382	2	2	69
Elvis Grbac	San Francisco	11/20/95	41	31	382	4	0	47t
Joe Flacco	Baltimore	12/4/16	47	36	381	4	1	53t
Jim Kelly	Buffalo	9/1/91	39	29	381	2	1	54t
Dan Fouts	San Diego	11/18/84	56	37	380	4	1	44
Matt Schaub	Houston	10/12/08	42	22	379	1	2	61
Vinny Testaverde	N.Y. Jets	10/23/00	59	36	378	5	3	30t
Vinny Testaverde	N.Y. Jets	9/14/03	45	29	373	1	1	61
Carson Palmer	Oakland	9/16/12	48	24	373	1	1	64t
Steve DeBerg	Tampa Bay	10/20/85	32	19	365	4	1	57
Tom Brady	New England	12/15/13	55	34	364	2	1	30
Troy Aikman	Dallas	10/27/96	41	33	363	3	0	61
Brett Favre	Green Bay	9/11/94	51	31	362	2	1	35
Kurt Warner	Arizona	9/14/08	24	19	361	3	0	79
* Doug Flutie	Buffalo	1/2/99	36	21	360	1	1	65
Jim Kelly	Buffalo	10/25/87	39	29	359	2	0	34
Brian Sipe	Cleveland	11/18/79	42	23	358	3	0	54
Geno Smith	N.Y. Jets	12/28/14	25	20	358	3	0	74t
Bert Jones	Baltimore	9/27/81	27	20	357	3	1	67t
Tom Brady	New England	10/29/15	38	26	356	4	0	47t
Steve Grogan	New England	11/8/81	40	23	355	1	4	76t
Daunte Culpepper	Minnesota	9/10/00	37	23	355	1	3	42
Danny White	Dallas	10/25/81	32	22	354	3	1	38
Tom Brady	New England	10/21/07	25	21	354	6	0	50t
Tom Brady	New England	12/6/09	29	19	352	2	2	81t
Steve Grogan	New England	11/29/79	39	21	350	3	2	38
Eli Manning	N.Y. Giants	10/30/11	45	31	349	2	0	26
Ben Roethlisberger	Pittsburgh	12/8/13	39	23	349	3	0	67
Dennis Shaw	Buffalo	10/18/70	32	24	348	2	2	48
Daryle Lamonica	Oakland	9/21/68	24	15	344	4	0	73t
Mike Tomczak	Pittsburgh	11/20/94	42	26	343	0	0	40
Erik Kramer	Chicago	10/27/97	50	32	343	2	0	54
Ken Anderson	Cincinnati	11/28/83	36	23	342	1	2	80t
Pat Ryan	N.Y. Jets	11/27/88	43	27	341	2	1	35
Tony Eason	New England	9/17/89	49	25	341	1	1	45
* Jim Kelly	Buffalo	1/12/91	29	19	339	3	1	44
Joe Ferguson	Buffalo	10/12/81	29	20	338	3	0	65t
Andy Dalton	Cincinnati	10/31/13	53	32	338	0	3	26
Eli Manning	N.Y. Giants	12/14/15	31	27	337	4	0	84t
Brian Griese	Denver	10/13/02	46	27	335	1	2	52
Steve Bartkowski	Atlanta	9/21/80	36	18	332	2	0	53
Tom Brady	New England	11/8/09	37	25	332	1	1	71t
Joe Ferguson	Buffalo	12/17/77	40	25	331	1	3	27
** Joe Montana	San Francisco	1/20/85	35	24	331	3	0	34
Vinny Testaverde	Baltimore	10/19/97	47	32	331	1	0	34t
Philip Rivers	L.A. Chargers	9/17/17	39	31	331	1	0	24
Ken O'Brien	N.Y. Jets	9/24/89	37	27	329	3	1	37t

PLAYER	TEAM	DATE	ATT.	COMP.	YDS.	TD	INT.	LG
Drew Bledsoe	New England	1/2/94	43	27	329	4	1	42
Tyrod Taylor	Buffalo	12/24/16	39	26	329	3	0	53
Kurt Warner	St. Louis	9/30/01	31	24	328	4	0	45t
Trent Green	Kansas City	9/29/02	34	24	328	5	0	46
Brooks Bollinger	N.Y. Jets	12/18/05	42	28	327	2	0	60t
Bruce Matheson	Seattle	10/4/87	42	20	326	2	3	30
Warren Moon	Minnesota	9/25/94	37	26	326	3	0	44t
Philip Rivers	San Diego	11/13/16	44	23	326	3	4	51t
Neil O'Donnell	N.Y. Jets	9/15/96	44	25	325	3	3	78t
Kevin Kolb	Arizona	9/30/12	48	29	324	3	2	46t
Boomer Esiason	N.Y. Jets	9/12/93	33	22	323	2	1	51
Glenn Foley	N.Y. Jets	11/9/97	48	25	322	1	1	33
Andrew Luck	Indianapolis	9/15/13	43	25	321	1	1	47
Mark Rypien	St. Louis	12/24/95	42	27	320	2	1	31
Tyler Thigpen	Kansas City	12/21/08	41	20	320	2	3	75
Jim Harbaugh	Indianapolis	10/8/95	33	25	319	3	0	47t
Neil O'Donnell	N.Y. Jets	10/12/97	37	24	319	2	0	70
Carson Palmer	Cincinnati	12/30/07	32	23	316	3	1	70t
Ryan Fitzpatrick	Buffalo	12/18/11	47	31	316	2	3	28
Sam Bradford	St. Louis	10/14/12	39	26	315	0	0	65
Steve Boley	Kansas City	12/12/94	55	33	314	2	3	22t
* Joe Montana	Kansas City	12/31/94	37	26	314	2	1	57t
Dan Fouts	San Diego	10/15/78	30	22	313	1	2	46
Tony Eason	New England	10/21/84	29	19	313	3	0	76t
Aaron Rodgers	Green Bay	10/17/10	33	18	313	1	1	86t
* Mark Malone	Pittsburgh	1/6/85	36	20	312	3	3	29t
Drew Bledsoe	New England	12/24/00	34	18	312	2	2	59
Philip Rivers	San Diego	12/20/15	36	26	311	3	2	31
Richard Todd	N.Y. Jets	10/4/81	39	28	310	4	1	46
Alex Van Pelt	Buffalo	11/25/01	34	21	309	3	1	80t
Mike Livingston	Kansas City	10/19/69	34	17	308	1	1	93t
Neil Lomax	St. Louis	9/30/84	37	22	308	1	0	29
Matt Schaub	Baltimore	12/6/15	46	32	308	1	2	41t
Jay Cutler	Denver	11/2/08	46	24	307	2	3	47
Philip Rivers	San Diego	10/2/11	31	21	307	1	0	55t
* Dan Pastorini	Houston	12/24/78	29	20	306	1	0	34
Jim Kelly	Buffalo	10/4/92	48	25	306	1	4	28
Drew Bledsoe	Buffalo	12/1/02	27	15	306	3	0	73t
Mark Sanchez	N.Y. Jets	9/23/12	45	21	306	1	2	66
Greg Landry	Baltimore	11/25/79	42	25	304	3	1	31t
Tom Brady	New England	12/24/11	46	27	304	1	0	42
Alex Smith	Kansas City	12/24/17	39	25	304	1	0	52
Sonny Jurgensen	Washington	10/13/74	39	26	303	2	3	37
Peyton Manning	Indianapolis	9/21/09	23	14	303	2	0	80t
Phillip Rivers	San Diego	9/27/09	33	18	303	0	0	55
Peyton Manning	Indianapolis	9/6/98	37	21	302	1	3	42
Ben Roethlisberger	Pittsburgh	10/24/10	27	19	302	2	0	53t
Pat Ryan	N.Y. Jets	10/4/87	49	30	301	4	2	35t
Derek Carr	Oakland	11/5/17	30	21	300	1	1	44t

100-PLUS RECEIVING YARDS

PLAYER	TEAM	DATE	NO.	YDS.	TD	LG
* Eric Moulds	Buffalo	1/2/99	9	240	1	65
Eric Decker	N.Y. Jets	12/28/14	10	221	1	74t
Ron Jessie	L.A. Rams	10/3/76	7	220	2	58t
Isaac Bruce	St. Louis	12/24/95	15	210	1	31
Eric Moulds	Buffalo	11/25/01	6	196	2	80t
Wesley Walker	N.Y. Jets	9/21/86	6	194	4	65t
Michael Irvin	Dallas	10/27/96	12	186	1	61
Dallas Clark	Indianapolis	9/21/09	7	183	1	80t
Stanley Morgan	New England	11/8/81	5	182	1	76t
Al Toon	N.Y. Jets	11/27/88	14	181	0	29
Andre Johnson	Houston	10/12/08	10	178	1	61
Reggie Rucker	Cleveland	11/18/79	9	177	1	54
Marvin Harrison	Indianapolis	11/11/01	9	174	3	45
Theo Bell	Pittsburgh	11/30/80	4	173	0	45
A.J. Green	Cincinnati	9/29/16	10	173	1	51

PLAYER	TEAM	DATE	NO.	YDS.	TD	LG
Johnnie Morton	Detroit	12/7/97	9	171	1	41
Steve Smith	Carolina	9/25/05	11	170	3	53t
Cris Carter	Minnesota	9/10/00	9	168	0	42
Sammy Watkins	Buffalo	11/8/15	8	168	1	63
Wes Welker	New England	12/6/09	10	167	0	58
* Kellen Winslow	San Diego	1/2/82	13	166	1	31
Odell Beckham Jr.	N.Y. Giants	12/14/15	7	166	2	84t
Tommy Kane	Seattle	12/16/90	10	162	0	25
Antwaan Randle El	Washington	9/9/07	5	162	0	54
Ben Coates	New England	9/4/94	8	161	2	62t
Don Maynard	N.Y. Jets	12/1/68	7	160	3	54t
Wes Welker	New England	9/12/11	8	160	2	99t
Al Toon	N.Y. Jets	9/24/89	10	159	1	37t
Bake Turner	N.Y. Jets	12/15/68	7	157	0	71
Al Toon	N.Y. Jets	11/10/85	10	156	0	44
Allen Robinson	Jacksonville	9/20/15	6	155	2	52
Andre Reed	Buffalo	9/1/91	11	154	1	54t
Sammy Watkins	Buffalo	12/24/16	7	154	1	53
Frank Lewis	Buffalo	9/17/78	5	153	1	92t
Larry Fitzgerald	Arizona	9/14/08	6	153	0	75
Julian Edelman	New England	1/1/17	8	151	1	77t
* James Lofton	Buffalo	1/12/91	7	149	1	44
Jerry Rice	San Francisco	11/20/95	8	149	2	47t
Stanley Morgan	New England	12/22/86	8	148	2	30t
Randy Moss	New England	11/8/09	6	147	1	71t
Santonio Holmes	N.Y. Jets	9/23/12	9	147	0	38
Marlin Briscoe	Buffalo	10/18/70	7	145	2	46t
Raymond Butler	Baltimore	9/27/81	4	145	2	67t
Keyshawn Johnson	N.Y. Jets	12/12/99	11	144	2	27
Marvin Harrison	Indianapolis	9/15/02	11	144	1	33
Terrelle Pryor Sr.	Cleveland	9/25/16	8	144	0	40
Mark Carrier	Tampa Bay	10/30/88	9	142	0	47
George Sauer	N.Y. Jets	11/20/66	7	142	0	-
* Stephone Paige	Kansas City	1/5/91	8	142	1	33
Santana Moss	N.Y. Jets	9/14/03	5	142	1	61
Tony Gonzalez	Kansas City	9/29/02	7	140	3	42t
Anquan Boldin	Arizona	9/14/08	6	140	3	79t
George Sauer	N.Y. Jets	10/22/67	6	139	1	61t
Julian Edelman	New England	12/15/13	13	139	1	24t
Wes Welker	New England	10/21/07	9	138	2	36
Wes Welker	New England	12/24/11	12	138	0	42
Antonio Brown	Pittsburgh	12/8/13	5	138	1	56
Jimmy Teal	Seattle	10/4/87	9	137	0	32
Joey Galloway	Seattle	10/6/96	5	137	2	65t
Alfred Jenkins	Atlanta	9/21/80	4	136	0	33
Jeff Graham	N.Y. Jets	9/15/96	5	136	1	78t
* Jimmy Smith	Jacksonville	1/15/00	5	136	2	70t
Ben Coates	New England	11/3/96	5	135	2	84t
Gene Foster	San Diego	10/2/66	6	134	2	63t
Jim Whalen	Boston	10/15/67	6	134	3	-
Andre Reed	Buffalo	10/13/96	10	134	0	49
Brent Celek	Philadelphia	11/15/15	4	134	0	60
Leonard Thompson	Detroit	10/27/85	6	133	1	48
Stephone Paige	Kansas City	12/3/89	7	133	1	38t
Greg Jennings	Green Bay	10/17/10	6	133	1	86t
Fred Biletnikoff	Oakland	9/20/69	9	132	1	13t
Otis Taylor	Kansas City	10/19/69	4	131	0	79
J.J. Birden	Kansas City	12/12/94	10	131	1	22t
Shawn Jefferson	New England	11/23/98	6	131	1	38
Troy Brown	New England	10/19/03	6	131	1	82t
Chad Johnson	Cincinnati	12/30/07	4	131	2	70t
Hines Ward	Pittsburgh	10/24/10	7	131	1	43
Danny Amendola	New England	12/15/13	10	131	0	30
Brandon Marshall	N.Y. Jets	11/29/15	9	131	2	47
Chris Burkett	Buffalo	10/25/87	9	130	1	34
Eric Moulds	Buffalo	12/1/02	5	130	1	57t
Randy Vataha	New England	12/5/71	7	129	2	51t

PLAYER	TEAM	DATE	NO.	YDS.	TD	LG
* Steve Largent	Seattle	12/29/84	6	128	1	56t
Matt Jones	Jacksonville	12/3/06	6	128	1	33
A.J. Green	Cincinnati	10/31/13	11	128	0	21
Brandon Marshall	N.Y. Jets	10/4/15	7	128	0	58
Cris Collinsworth	Cincinnati	11/28/83	8	127	0	48
Jake Reed	Minnesota	9/25/94	9	127	0	21
Andre Reed	Buffalo	12/16/96	6	127	1	67t
Nate Washington	Houston	10/25/15	9	127	2	27t
Charlie Mitchell	Denver	12/4/66	4	126	1	79t
Wesley Walker	N.Y. Jets	11/26/78	6	126	1	42
Roy Williams	Detroit	11/23/06	6	126	0	41
Jared Cook	Oakland	11/5/17	8	126	0	35
Lance Alworth	San Diego	11/12/67	4	125	1	54t
Stanley Morgan	New England	10/5/86	6	125	1	27t
Tim Brown	Oakland	11/30/97	8	125	1	36
Raghib Ismail	Dallas	11/25/99	5	125	1	65t
Marvin Harrison	Indianapolis	12/5/99	8	125	0	36
Randy Moss	New England	11/23/08	8	125	3	29t
Emmanuel Sanders	Denver	11/23/14	9	125	0	35
Tyrell Williams	San Diego	11/13/16	5	125	1	51t
Stanley Morgan	New England	11/29/79	5	124	1	38t
Rob Moore	N.Y. Jets	9/12/93	6	124	0	51
Rob Moore	N.Y. Jets	11/27/94	7	124	0	35
T.Y. Hilton	Indianapolis	9/15/13	6	124	0	47
* Antonio Brown	Pittsburgh	1/8/17	5	124	2	62t
Antonio Gates	San Diego	12/11/05	13	123	1	25
Jim Whalen	Boston	12/17/67	4	122	0	33
* Fred Biletnikoff	Oakland	12/21/74	8	122	1	20
Dokie Williams	L.A. Raiders	12/2/84	2	122	1	75t
Andre Reed	Buffalo	9/11/88	8	122	0	21
* Andre Reed	Buffalo	1/12/91	4	122	2	43
Randy Moss	New England	10/21/07	4	122	2	50t
Don Maynard	N.Y. Jets	10/1/67	10	121	0	–
Tony Martin	San Diego	11/5/95	7	121	1	50t
Don Maynard	N.Y. Jets	11/2/69	4	121	2	42t
Wayne Patrick	Buffalo	10/18/70	6	121	0	48
Joe Washington	Baltimore	11/11/79	10	121	0	23
Henry Ellard	L.A. Rams	12/14/86	8	121	1	22
Darrell Jackson	Seattle	10/28/01	5	121	1	64
Torrey Smith	Baltimore	10/6/13	6	121	0	41
George Sauer	N.Y. Jets	10/1/67	10	120	0	–
Sammy White	Minnesota	12/11/76	9	120	3	36t
Butch Woolfolk	Houston	9/8/85	3	120	1	80t
Wes Welker	New England	11/23/08	8	120	0	64
Vincent Jackson	San Diego	9/27/09	5	120	0	55
Lance Alworth	San Diego	10/2/66	6	119	2	–
Eric Sievers	San Diego	11/18/84	12	119	2	24
Fred Biletnikoff	Oakland	10/4/69	9	119	1	23
Mike Jones	New Orleans	12/7/86	6	119	0	34
Andre Johnson	Houston	9/9/12	8	119	1	29
Vincent Brisby	New England	11/12/95	6	118	1	47t
Andre Roberts	Arizona	9/30/12	6	118	2	46t
Richard Caster	N.Y. Jets	10/7/74	3	117	1	89t
O.J. Simpson	Buffalo	12/7/75	8	117	1	62t
Eric Sievers	New England	12/10/89	6	117	0	41
Carl Pickens	Cincinnati	10/1/95	9	117	3	44t
Lee Evans	Buffalo	12/4/05	5	117	3	56t
Sammy Watkins	Buffalo	9/14/14	8	117	1	30
Paul Coffman	Green Bay	10/28/79	5	116	1	78t
Jimmie Giles	Tampa Bay	10/20/85	7	116	4	39t
Irving Fryar	Philadelphia	10/20/96	8	116	4	38t
Shawn Jefferson	New England	10/25/98	4	116	0	54
Lee Evans	Buffalo	10/26/08	7	116	0	33
Peyton Hillis	Denver	11/2/08	7	116	1	47
Tony Hill	Dallas	12/17/84	6	115	1	66t
Steve Breaston	Kansas City	11/6/11	7	115	0	37
Julio Jones	Atlanta	9/22/13	9	115	0	28
Isaac Curtis	Cincinnati	11/28/83	4	114	1	80t

PLAYER	TEAM	DATE	NO.	YDS.	TD	LG
Stanley Morgan	New England	10/21/84	3	114	1	76t
Dennis Northcutt	Cleveland	12/26/04	4	114	1	58t
Darren Sproles	New Orleans	9/30/13	7	114	1	48
Martellus Bennett	New England	9/18/16	5	114	1	37
Otis Taylor	Kansas City	11/13/66	4	113	1	89t
Otis Taylor	Kansas City	9/28/68	3	113	1	44
Eric Crabtree	Cincinnati	9/14/69	3	113	2	69t
James Lofton	L.A. Raiders	10/9/88	5	113	0	32
Tim Brown	Oakland	10/31/99	7	113	0	32
Calvin Johnson	Detroit	11/9/14	7	113	1	49t
Rob Gronkowski	New England	10/29/15	6	113	1	47t
Jim Colclough	Boston	12/17/67	3	112	0	52
* Mike Barber	Houston	12/24/78	4	112	0	55
Wesley Walker	N.Y. Jets	10/4/81	8	112	2	46
Will Moore	New England	9/10/95	8	112	0	33
Terry Glenn	New England	11/3/96	10	112	0	20
Wayne Patrick	Buffalo	10/18/70	6	111	0	48
Roy Jefferson	Washington	10/13/74	7	111	1	37t
John Holland	Buffalo	9/13/76	2	111	2	58t
* John Stallworth	Pittsburgh	1/6/85	4	111	2	65t
Kevin House	Tampa Bay	10/20/85	4	111	0	57
Al Toon	N.Y. Jets	9/21/86	7	111	0	31
Torry Holt	St. Louis	9/30/01	4	111	1	45t
* Ed Podolak	Kansas City	12/25/71	8	110	1	29
Anthony Miller	San Diego	12/27/93	7	110	2	41t
Randy Moss	Minnesota	12/21/02	7	110	0	60
Jeremy Shockey	N.Y. Giants	10/5/03	11	110	0	20
Lee Evans	Buffalo	12/5/04	4	110	2	69t
Emerson Boozer	N.Y. Jets	10/1/67	5	109	2	-
Richie Anderson	N.Y. Jets	10/23/00	12	109	0	19
Golden Tate	Detroit	11/9/14	11	109	0	28
Tyreek Hill	Kansas City	12/24/17	6	109	0	52
Wesley Walker	N.Y. Jets	9/3/78	4	108	2	47t
* Charlie Joiner	San Diego	1/2/82	7	108	0	39
Art Monk	N.Y. Jets	11/27/94	5	108	0	69
* Steve Tasker	Buffalo	12/30/95	5	108	1	37t
Dedric Ward	N.Y. Jets	11/9/97	6	108	0	33
Leon Washington	N.Y. Jets	12/25/06	4	108	0	64
Jacoby Ford	Oakland	11/28/10	4	108	1	52
Vincent Jackson	San Diego	10/2/11	3	108	1	55t
Donnie Avery	Indianapolis	11/4/12	5	108	0	48
Jordan Cameron	Cleveland	9/8/13	9	108	1	22
Jack Snow	L.A. Rams	10/31/71	5	107	1	51t
Jordy Nelson	Green Bay	10/12/14	9	107	1	22
Javorius Allen	Baltimore	12/6/15	12	107	1	41t
Warren Wells	Oakland	9/21/68	3	106	1	73t
Raymond Chester	Baltimore	10/10/76	5	106	0	48
Frank Lewis	Buffalo	10/12/81	5	106	0	30
Tony Hill	Dallas	10/25/81	5	106	0	38
* Wes Chandler	San Diego	1/2/82	6	106	0	47
Andre Reed	Buffalo	12/4/94	3	106	2	83t
Warrick Dunn	Tampa Bay	9/21/97	6	106	1	58t
Laveranues Coles	N.Y. Jets	10/15/06	5	106	2	58t
Leonard Hankerson	Washington	11/13/11	8	106	0	22
Bake Turner	N.Y. Jets	12/14/69	4	105	2	34t
Harold Jackson	New England	11/29/79	5	105	1	33
Eddie Brown	Cincinnati	11/8/87	8	105	0	32
Jermaine Lewis	Baltimore	10/19/97	6	105	0	28
Wayne Chrebet	N.Y. Jets	12/13/98	5	105	1	52
Tony Martin	Atlanta	12/27/98	3	105	1	53
Ed McCaffrey	Denver	9/13/99	6	105	3	61t
Jeremy Shockey	New Orleans	10/25/09	4	105	0	66
Art Powell	Oakland	9/2/66	8	104	1	17t
* Elmo Wright	Kansas City	12/25/71	3	104	0	63
Derrick Gaffney	N.Y. Jets	9/30/79	4	104	0	43
Wayne Chrebet	N.Y. Jets	10/12/97	5	104	1	70
Tim Brown	Oakland	12/6/98	9	104	2	27

Wayne Chrebet	N.Y. Jets	10/23/00	6	104	2	28
Gary Garrison	San Diego	10/11/69	4	103	2	40t
* Ken Burrough	Houston	12/24/78	6	103	0	53
Thurman Thomas	Buffalo	9/1/91	8	103	1	50t
* Kimble Anders	Kansas City	12/31/94	6	103	1	57t
Aaron Hernandez	New England	9/12/11	7	103	1	30
Wes Welker	New England	12/2/12	12	103	1	14
Marvin Harrison	Indianapolis	9/6/98	5	102	1	42
Troy Brown	New England	12/24/00	8	102	0	22
David Patten	New England	10/6/02	5	102	2	34t
Doug Jolley	N.Y. Jets	12/18/05	9	102	1	60t
Kamaal Charles	Kansas City	12/21/08	3	102	0	75
Kellen Winslow	Tampa Bay	11/15/09	7	102	0	37
Rob Gronkowski	New England	12/7/11	6	102	1	28
T.Y. Hilton	Indianapolis	11/4/12	6	102	1	36t
Elbert Dubenion	Buffalo	9/18/66	5	101	0	26
Jerry LeVias	Houston	11/23/69	4	101	1	-
Andre Rison	Atlanta	10/11/92	7	101	1	22t
Heath Miller	Pittsburgh	9/7/06	3	101	1	87t
Andre Johnson	Houston	10/1/06	9	101	1	30
Cecil Shorts	Jacksonville	12/16/12	6	101	0	30
Richard Caster	N.Y. Jets	11/24/74	6	100	2	45t
Al Toon	N.Y. Jets	12/7/87	5	100	1	44t
Lawrence Dawsey	Tampa Bay	12/1/91	8	100	1	17t
Curtis Conway	Chicago	10/27/97	6	100	0	54
Ken Dilger	Indianapolis	12/14/97	5	100	3	43
Ben Watson	Cleveland	12/5/10	10	100	1	22
Jimmy Graham	New Orleans	9/30/13	4	100	2	43t
Keenan Allen	L.A. Chargers	9/17/17	9	100	0	24

100-PLUS RUSHING YARDS

PLAYER	TEAM	DATE	NO.	YDS.	TD	LG
O.J. Simpson	Buffalo	12/5/76	24	203	1	75t
Rueben Mayes	New Orleans	12/7/86	28	203	2	34t
Earl Campbell	Houston	11/20/78	28	199	4	81t
* Terrell Davis	Denver	1/9/99	21	199	2	62
Justin Fargas	Oakland	9/30/07	22	179	0	48
Freeman McNeil	N.Y. Jets	10/14/85	28	173	0	20
Ricky Watters	Philadelphia	10/20/96	25	173	1	49t
Gerald Riggs	Atlanta	11/30/86	33	172	1	31
Eric Dickerson	Indianapolis	12/4/88	31	169	1	19
Jamal Lewis	Baltimore	1/2/05	34	167	1	20
C.J. Anderson	Denver	11/23/14	27	167	1	26
* Le'Veon Bell	Pittsburgh	1/8/17	29	167	2	26
** John Riggins	Washington	1/30/83	38	166	1	43t
Reuben Droughns	Cleveland	11/20/05	30	166	1	75t
Chris Ivory	N.Y. Jets	10/4/15	29	166	1	24
Thurman Thomas	Buffalo	9/1/91	25	165	1	20
Jim Nance	Boston	12/17/67	24	164	2	29
William Andrews	Atlanta	12/10/83	21	161	1	24t
* Earnest Byner	Cleveland	1/4/86	16	161	2	66t
Hoyle Granger	Houston	12/23/67	21	160	1	23
Wayne Wilson	New Orleans	10/2/83	34	160	0	12
* Thurman Thomas	Buffalo	12/30/95	25	158	1	32
Don Woods	San Diego	9/29/74	18	157	2	56t
Earnest Byner	Washington	12/2/90	32	157	3	21
Antowain Smith	New England	12/22/01	26	156	1	44
Laurence Maroney	New England	12/23/07	14	156	1	59t
Marcus Allen	L.A. Raiders	12/2/84	20	155	3	52t
Eric Dickerson	Indianapolis	11/15/87	30	154	1	13
Thurman Thomas	Buffalo	12/23/90	30	154	1	13t
Christian Okoye	Kansas City	10/13/91	23	153	2	38t
Dick Post	San Diego	11/3/68	21	151	0	24
Travis Henry	Buffalo	12/1/02	35	151	1	13
Thurman Thomas	Buffalo	10/29/89	27	148	1	30t
Christian Okoye	Kansas City	12/3/89	32	148	1	13
Thurman Thomas	Buffalo	12/17/95	35	148	1	15
Brian Westbrook	Philadelphia	11/18/07	32	148	0	36

PLAYER	TEAM	DATE	NO.	YDS.	TD	LG
Adrian Peterson	Minnesota	9/19/10	28	145	1	23
Barry Sanders	Detroit	9/15/91	32	143	0	14
Lee Suggs	Cleveland	12/26/04	38	143	0	13
Lydell Mitchell	Baltimore	10/9/77	17	142	1	64t
Curtis Martin	New England	11/12/95	30	142	2	23
Woody Campbell	Houston	12/3/67	18	141	1	42
* Natrone Means	San Diego	1/8/95	24	139	1	24t
Earl Campbell	Houston	12/4/83	28	138	1	35t
Edgerrin James	Indianapolis	9/15/02	30	138	0	13
C.J. Spiller	Buffalo	12/23/12	22	138	0	62
Barry Sanders	Detroit	12/7/97	30	137	1	19
Thurman Thomas	Buffalo	11/18/91	23	135	1	30
* Fred Taylor	Jacksonville	1/15/00	18	135	1	90t
Paul Robinson	Cincinnati	11/17/68	22	134	3	54t
Jim Nance	Boston	11/27/66	23	133	1	27t
Freeman McNeil	N.Y. Jets	11/4/84	20	132	1	52
Johnny Hector	N.Y. Jets	12/22/91	13	132	0	47
Travis Henry	Buffalo	10/20/02	22	132	0	34
Knile Davis	Kansas City	9/21/14	32	132	1	21t
Mike Garrett	Kansas City	9/24/67	20	131	0	28
Brandon Jacobs	N.Y. Giants	10/28/07	23	131	0	15
Edgerrin James	Indianapolis	12/5/99	23	130	2	41t
Darren McFadden	Dallas	11/22/15	29	129	0	35
LeSean McCoy	Buffalo	12/24/16	24	128	1	19t
Michael Pittman	Tampa Bay	10/16/05	15	127	1	57t
Ryan Mathews	San Diego	11/17/13	19	127	0	51
Joe Washington	Baltimore	10/29/78	20	126	0	29
Floyd Little	Denver	10/27/68	25	126	1	19
Antowain Smith	Buffalo	11/14/99	29	126	0	24
Chris Johnson	Tennessee	11/11/12	23	126	1	21
Eric Dickerson	Indianapolis	9/25/88	30	125	0	9
Thurman Thomas	Buffalo	10/9/94	31	125	2	26t
Earnest Jackson	San Diego	11/18/84	28	124	0	16
Eric Dickerson	L.A. Rams	12/14/86	28	124	1	25
Robert Holmes	Kansas City	9/28/68	13	123	1	76t
Neal Anderson	Chicago	9/4/88	24	123	2	15
Scott Lockwood	New England	12/27/92	30	123	0	23
Tatum Bell	Denver	12/12/04	17	123	2	29
LeGarrette Blount	New England	9/18/16	29	123	1	26
Tony Dorsett	Dallas	10/25/81	24	122	0	18
DeAngelo Williams	Carolina	11/19/09	13	122	0	50
Walter Payton	Chicago	12/2/85	23	121	0	15
Larry Kinnebrew	Buffalo	10/29/89	21	121	1	25
Dorsey Levens	Green Bay	9/14/97	21	121	0	23
Corey Dillon	New England	12/20/04	26	121	1	20
Alfred Morris	Washington	9/13/15	25	121	0	14
DeMarco Murray	Tennessee	10/9/16	27	121	0	14
O.J. Simpson	Buffalo	11/18/73	20	120	0	28
Earl Campbell	Houston	11/5/79	32	120	0	11
* Chuck Muncie	San Diego	1/2/82	24	120	1	19t
Curtis Martin	N.Y. Jets	10/14/01	22	120	1	27t
Jim Braxton	Buffalo	11/18/73	17	119	0	36
Craig James	New England	11/3/85	23	119	0	14
Ronnie Harmon	Buffalo	11/29/87	23	119	0	19
Jerome Bettis	Pittsburgh	11/25/96	27	119	0	14
Natrone Means	San Diego	12/27/93	18	118	3	65t
Edgerrin James	Indianapolis	11/26/00	26	118	0	13
Ahman Green	Green Bay	10/22/06	18	118	1	70t
Warren Williams	Pittsburgh	12/18/88	16	117	0	33
* Thurman Thomas	Buffalo	1/12/91	32	117	2	14
Chris Johnson	Tennessee	11/14/10	17	117	1	30
Franco Harris	Pittsburgh	11/30/80	28	116	1	9t
Freeman McNeil	N.Y. Jets	9/12/82	13	116	0	48
Freeman McNeil	N.Y. Jets	11/26/84	24	116	0	39
Curtis Martin	N.Y. Jets	11/1/04	19	115	1	25t
Lamont Jordan	N.Y. Jets	11/1/04	14	115	1	25t
Willie Parker	Pittsburgh	9/7/06	29	115	0	32

PLAYER	TEAM	DATE	NO.	YDS.	TD	LG
Fred Jackson	Buffalo	12/9/07	15	115	0	27
Emerson Boozer	N.Y. Jets	12/13/70	18	114	0	21
Curtis Brown	Buffalo	11/12/78	11	114	1	58t
James Jones	Detroit	10/27/85	36	114	1	8
Jim Nance	Boston	10/15/67	20	113	0	19
Mel Owens	Detroit	12/15/73	27	113	1	10
Horace Ivory	New England	10/22/78	15	113	2	28
* Curt Warner	Seattle	12/31/83	29	113	2	18
Terry Allen	Minnesota	9/25/94	15	113	1	45
Colin Kaepernick	San Francisco	11/27/16	10	113	0	30
Alex Collins	Baltimore	10/26/17	18	113	0	19
Edgerrin James	Indianapolis	12/17/00	32	112	0	15
LeSean McCoy	Buffalo	11/8/15	16	112	1	48t
Dion Lewis	New England	11/26/17	15	112	0	25
Hoyle Granger	Houston	12/3/67	25	111	1	13
Jim Nance	Boston	12/8/68	19	111	1	30t
Wilbert Montgomery	Philadelphia	9/24/78	25	111	0	12
Willis McGahee	Buffalo	10/17/04	26	111	0	31
Franco Harris	Pittsburgh	11/14/76	22	110	1	26
Rocky Bleier	Pittsburgh	11/14/76	20	110	0	13
Eric Dickerson	Indianapolis	12/30/90	20	110	0	16
Corey Dillon	Cincinnati	10/1/00	22	110	0	19
Curtis Martin	N.Y. Jets	10/3/04	24	110	1	13
Thomas Jones	N.Y. Jets	9/23/07	25	110	0	12
Karlos Williams	Buffalo	9/27/15	12	110	1	41t
Karlos Williams	Buffalo	11/8/15	9	110	2	38t
Jonathan Stewart	Carolina	11/13/17	17	110	0	18
Jim Nance	Boston	11/9/69	17	109	0	23
Stump Mitchell	St. Louis	9/30/84	20	109	2	19
* Terry Allen	Baltimore	1/13/02	25	109	1	13
Joe Cribbs	Buffalo	12/27/82	19	108	1	62t
Curtis Martin	N.Y. Jets	10/4/98	36	108	1	15
Lary Johnson	Kansas City	12/21/08	12	108	1	33
Denard Robinson	Jacksonville	10/26/14	18	108	0	41
Freeman McNeil	N.Y. Jets	11/10/85	26	107	0	13
Eric Dickerson	Indianapolis	12/17/89	21	107	2	17
* Edgerrin James	Indianapolis	12/30/00	21	107	0	34
Marshawn Lynch	Buffalo	12/9/07	23	107	0	11
Lydell Mitchell	Baltimore	11/23/75	26	106	1	32t
Sam Cunningham	New England	9/19/76	21	106	0	15
Eddie George	Tennessee	9/7/97	23	106	1	13t
Raymont Harris	Chicago	10/27/97	25	106	1	9
Franco Harris	Pittsburgh	12/3/73	15	105	1	21t
Marcus Allen	L.A. Raiders	9/19/83	22	105	0	15
* Craig James	New England	1/12/86	22	105	0	21
Willis McGahee	Baltimore	10/19/08	19	105	1	17
Fred Jackson	Buffalo Bills	12/22/13	18	105	1	14
Chris Johnson	N.Y. Jets	12/1/14	17	105	0	47
Lydell Mitchell	Baltimore	12/9/73	35	104	0	9
John Stephens	New England	11/6/88	25	104	1	13t
Rod Bernstine	San Diego	12/15/91	13	104	3	63t
Willis McGahee	Baltimore	12/16/07	29	104	0	19
Chris Johnson	Tennessee	12/20/09	29	104	0	14
Sammy Winder	Denver	9/29/85	20	103	2	19
Brad Baxter	N.Y. Jets	11/1/92	20	103	0	28
Jamal Anderson	Atlanta	12/27/98	18	103	1	36t
Emmitt Smith	Dallas	11/25/99	31	103	0	28
Garrison Hearst	San Francisco	12/16/01	26	103	0	23
Ben Tate	Houston	9/18/11	23	103	0	16
Thomas Jones	N.Y. Jets	11/1/09	27	102	0	11
Eric Dickerson	L.A. Rams	10/30/83	14	101	1	40
Duce Staley	Pittsburgh	9/26/04	22	101	0	38
Thomas Jones	N.Y. Jets	9/7/08	22	101	1	14
* Wendell Hayes	Kansas City	12/25/71	22	100	0	22
Mark van Eeghen	New England	12/12/82	22	100	0	11
Chris Brown	Tennessee	9/11/04	16	100	0	52

* Playoff game ** Super Bowl

THE LAST TIME (TEAM)

BY DOLPHINS		BY OPPONENT
34-31, at Buffalo, 12/24/16	WON IN OVERTIME	21-24, at Arizona, 9/30/12
31-28, vs. N.Y. Jets, 10/22/17	WON BY SCORING IN THE LAST 2 MINUTES	30-20, vs. Tampa Bay, 11/19/17
37-0, vs. San Diego, 11/2/14	SHUTOUT AN OPPONENT	0-40, at Baltimore, 10/26/17
35-9, vs. Denver, 12/3/17	WON BY 20+ POINTS	21-45, at Carolina, 11/13/17
24-23, vs. Buffalo, 12/4/05	WON AFTER TRAILING BY 20+ POINTS	34-46, vs. New Orleans, 10/25/09
38-10, at Tennessee, 10/18/15	HELD A 28+ POINT LEAD	34-46, vs. New Orleans, 10/25/09
35-9, vs. Denver, 12/3/17	HELD A 21+ POINT LEAD	21-45, at Carolina, 11/13/17
21 (third quarter), at N.Y. Jets, 12/17/16	SCORED 20+ POINTS IN A QUARTER	21 (third quarter), at Carolina, 11/13/17
20 (second half), at Atlanta, 10/15/17	SCORED 20+ POINTS IN A HALF	20 (first half), at Kansas City, 12/24/17
22-9, vs. Buffalo, 11/13/14	HELD OPPONENT WITHOUT A TD	0-40, at Baltimore, 10/26/17
3 offense & 1 defense, vs. Denver, 12/3/17	SCORED TD ON OFFENSE AND DEFENSE	3 offense & 2 defense, at Baltimore, 10/26/17
1 offense, 1 defense, 2 special teams, at N.Y. Jets, 11/1/09	SCORED TD ON OFFENSE, DEFENSE & SPECIAL TEAMS	2 offense, 1 defense & 2 special teams, at New England, 10/4/10
Twice vs. Denver, 12/3/17	SCORED SAFETY	vs. Indianapolis, 12/26/15

THE LAST TIME (OFFENSE)

BY DOLPHINS		BY OPPONENT
Has never happened	600+ NET YARDS OF OFFENSE	622, vs. New England, 9/12/11
503, vs. Houston, 10/25/15	500+ NET YARDS OF OFFENSE	548, at Carolina, 11/13/17
448, vs. Tampa Bay, 11/19/17	400+ NET YARDS OF OFFENSE	404, at Kansas City, 12/24/17
315, vs. Baltimore, 11/11/73	300+ NET RUSHING YARDS	305, at Pittsburgh, 12/18/88
261, at Buffalo, 12/24/16	200+ NET RUSHING YARDS	294, at Carolina, 11/13/17
206, Jay Ajayi, at Buffalo, 12/24/16	200-YARD RUSHING GAME	203, Rueben Mayes, vs. New Orleans, 12/7/86

BY DOLPHINS		BY OPPONENT
206, Jay Ajayi, at Buffalo, 12/24/16	150-YARD RUSHING GAME	166, Chris Ivory, vs. N.Y. Jets, 10/4/15
114, Kenyan Drake, vs. New England, 12/11/17	100-YARD RUSHING GAME	112, Dion Lewis, at New England, 11/26/17
Mercury Morris (125) and Don Nottingham (102), at Green Bay, 10/5/75	TWO 100-YARD RUSHERS	LeSean McCoy (112) and Karlos Williams (110), at Buffalo, 11/8/15
Kenyan Drake, 120, vs. Denver, 12/3/17, 114, vs. New England, 12/11/17	CONSECUTIVE 100-YARD RUSHING GAMES	C.J. Anderson, 167, at Denver, 11/23/14 and Chris Johnson, 105, at N.Y. Jets, 12/1/14
Jay Ajayi (206) and Damien Williams (56), at Buffalo, 12/24/16	COMBINED 200-YARDS RUSHING BY 2 PLAYERS	Jonathan Stewart (110) and Cam Newton (95), at Carolina, 11/13/17
32, Jay Ajayi, at Buffalo, 12/24/16	30+ CARRIES	32, Knile Davis, vs. Kansas City, 9/21/14
25, Kenyan Drake, vs. New England, 12/11/17	25+ CARRIES	29, Kareem Hunt, at Kansas City, 12/24/17
85t, Lamar Miller, vs. Houston, 10/25/15	80+ YARD RUSHING PLAY	Has never happened
69, Damien Williams, vs. Tampa Bay, 11/19/17	60+ YARD RUSHING PLAY	69, Cam Newton, at Carolina, 11/13/17
42t, Kenyan Drake, vs. Denver, 12/3/17	40+ YARD RUSHING PLAY	69, Cam Newton, at Carolina, 11/13/17; 43, Cameron Artis-Payne, at Carolina, 11/13/17
2, Jay Ajayi, vs. Pittsburgh, 10/16/16	2+ RUSHING TOUCHDOWNS	2, Marshawn Lynch, vs. Oakland, 11/5/17
442, at Cincinnati, 10/1/95	400+ NET PASSING YARDS (TEAM)	419, at Indianapolis, 11/4/12
365, vs. Tampa Bay, 11/19/17	300+ NET PASSING YARDS (TEAM)	301, at Kansas City, 12/24/17
58, Ryan Tannehill, at N.Y. Jets, 11/29/15	50+ PASS ATTEMPTS	56, Tom Brady, vs. New England, 9/7/14
42, David Fales, vs. Buffalo, 12/31/17	40+ PASS ATTEMPTS	43, Tom Brady, vs. New England, 12/11/17
34, Jay Cutler, vs. Oakland, 11/5/17	30+ COMPLETIONS	31, Philip Rivers, at L.A. Chargers, 9/17/17
29, David Fales, vs. Buffalo, 12/31/17	25+ COMPLETIONS	25, Alex Smith, at Kansas City, 12/24/17
at Kansas City, 12/24/17	NO SACKS ALLOWED	at Carolina, 11/13/17
158.3, Ryan Tannehill, at Houston, 10/25/15	PERFECT PASSER RATING (158.3) (MIN. 20 ATTEMPTS)	158.3, Geno Smith, vs. N.Y. Jets, 12/28/14
311, Jay Cutler, vs. Oakland, 11/5/17	300+ YARD PASSER	304, Alex Smith, at Kansas City, 12/24/17

BY DOLPHINS		BY OPPONENT
Ryan Tannehill, 389, at New England, 9/18/16 and 319, vs. Cleveland, 9/25/16	CONSECUTIVE 300+ YARD PASSING GAMES	Philip Rivers, 331, at San Diego, 12/14/15 and Eli Manning, 337, vs. N.Y. Giants, 12/20/15
4, Matt Moore, at N.Y. Jets, 12/17/16	4+ TD PASSES	4, Tom Brady, at New England, 11/26/17
3, Jay Cutler, vs. New England, 12/11/17	3+ TD PASSES	4, Tom Brady, at New England, 11/26/17
15, Chris Chambers, vs. Buffalo, 12/4/05	15+ RECEPTIONS	15, Isaac Bruce, at St. Louis, 12/24/95
10, Jarvis Landry, at Buffalo, 12/17/17	10+ RECEPTIONS	10, Alvin Kamara, vs. New Orleans, 10/1/17
253, Brian Hartline, at Arizona, 9/30/12	200-YARD RECEIVER	221, Eric Decker, vs. N.Y. Jets, 12/28/14
180, Kenny Stills, vs. Tampa Bay, 11/19/17	150-YARD RECEIVER	151, Julian Edelman, vs. New England, 1/1/17
107, Jakeem Grant, at Kansas City, 12/24/17	100-YARD RECEIVER	109, Tyreek Hill, at Kansas City, 12/24/17
Jarvis Landry (137) and DeVante Parker (106) at New England, 9/18/16	TWO 100-YARD RECEIVERS IN SAME GAME	Calvin Johnson (113) and Golden Tate (109) at Detroit, 11/9/14
Jarvis Landry, 103, vs. Arizona, 12/11/16 and 108, at N.Y. Jets, 12/17/16	CONSECUTIVE 100-YARD RECEIVING GAMES	Sammy Watkins, 154, at Buffalo, 12/24/16; Julian Edelman, 151, vs. New England, 1/1/17; Keenan Allen, 100, at L.A. Chargers, 9/17/17
Jakeem Grant, 101 (first half), at Kansas City, 12/24/17	100-YARDS RECEIVING IN A HALF	Jared Cook, 113 (first half), vs. Oakland, 11/5/17
Has never happened	90+ YARD PASSING PLAY	99t, Tom Brady to Wes Welker, vs. New England, 9/12/11
80, Ryan Tannehill to Brian Hartline, at Arizona, 9/30/12	80+ YARD PASSING PLAY	84, Eli Manning to Odell Beckham Jr., vs. N.Y. Giants, 12/14/15
65t, Jay Cutler to Jakeem Grant, at Kansas City, 12/24/17	60+ YARD PASSING PLAY	69, Josh McCown to Robby Anderson, at N.Y. Jets, 9/24/17
65t, Jay Cutler to Jakeem Grant, at Kansas City, 12/24/17	50+ YARD PASSING PLAY	52, Alex Smith to Tyreek Hill, at Kansas City, 12/24/17
65t, Jay Cutler to Jakeem Grant, at Kansas City, 12/24/17	40+ YARD PASSING PLAY	52, Alex Smith to Tyreek Hill, at Kansas City, 12/24/17
3, Lamar Thomas, vs. Denver, 12/21/98	3+ TD RECEPTIONS	3, Danny Woodhead, at San Diego, 12/20/15
2, Jarvis Landry, vs. New England, 12/11/17	2+ TD RECEPTIONS	2, Rob Gronkowski, at New England, 11/26/17
Kenyan Drake (114 rushing and 79 receiving), vs. New England, 12/11/17	LED TEAM IN RUSHING & RECEIVING IN SAME GAME	C.J. Anderson (67 rushing and 43 receiving), vs. Denver, 12/3/17

BY DOLPHINS		BY OPPONENT
Jay Ajayi (214 rushing) and Kenny Stills (100 receiving) vs. Buffalo, 10/23/16	100-YARD RUSHER & 100-YARD RECEIVER IN SAME GAME	LeSean McCoy (128 rushing) and Sammy Watkins (154 receiving) at Buffalo, 12/24/16
Dan Marino (307 passing), Mark Higgs (131 rushing) and Tony Martin (106 receiving) vs. Tampa Bay, 12/1/91	100-YARD RUSHER, 100-YARD RECEIVER & 300-YARD PASSER IN SAME GAME	Tyrod Taylor (329 passing), LeSean McCoy (128 rushing), Sammy Watkins (154 receiving), at Buffalo, 12/24/16
Damien Williams (1 rushing, 1 receiving), at San Diego, 11/13/16	1+ RUSHING TD & 1+ RECEIVING TD IN SAME GAME	LeSean McCoy (1 rushing, 1 receiving), at Buffalo, 12/17/17
David Fales (1 passing, 1 rushing), vs. Buffalo, 12/31/17	1+ PASSING TD & 1+ RUSHING TD IN SAME GAME	Tyrod Taylor (1 passing, 1 rushing), at Buffalo, 12/17/17
vs. New England, 12/11/17	NO TURNOVERS	vs. Buffalo, 12/31/17
vs. N.Y. Jets, 10/22/17	TD SCORED ON FIRST DRIVE	vs. Buffalo, 12/31/17
Kenyan Drake, vs. Oakland, 11/5/17	SUCCESSFUL 2-POINT CONVERSION	Tom Brady to Julian Edelman, vs. New England, 1/1/17
vs. Buffalo, 12/31/17	FAILED 2-POINT CONVERSION	vs. Buffalo, 12/31/17

THE LAST TIME (DEFENSE)

BY DOLPHINS		BY OPPONENT
76, vs. Buffalo, 10/21/73	HELD OPPONENT UNDER 100 YARDS OF TOTAL OFFENSE	88, at New England, 10/12/80
118, vs. Buffalo, 9/21/03	HELD OPPONENT UNDER 150 YARDS OF TOTAL OFFENSE	103, at Buffalo, 12/22/13
188, vs. Tennessee, 10/8/17	HELD OPPONENT UNDER 200 YARDS OF TOTAL OFFENSE	196, at Baltimore, 10/26/17
248, vs. New England, 12/11/17	HELD OPPONENT UNDER 300 YARDS OF TOTAL OFFENSE	221, at New England, 11/26/17
25, vs. New England, 12/11/17	HELD OPPONENT UNDER 30 YARDS RUSHING	12, at N.Y. Jets, 11/29/15
25, vs. New England, 12/11/17	HELD OPPONENT UNDER 50 YARDS RUSHING	45, at Baltimore, 10/26/17
25, vs. New England, 12/11/17	HELD OPPONENT UNDER 75 YARDS RUSHING	59, at Kansas City, 12/24/17
25, vs. New England, 12/11/17	HELD OPPONENT UNDER 100 YARDS RUSHING	93, vs. Buffalo, 12/31/17 11/13/17
49, at N.Y. Jets, 12/1/14	HELD OPPONENT UNDER 100 YARDS NET PASSING	78, vs. Tennessee, 10/8/17
125, vs. Arizona, 12/11/16	HELD OPPONENT UNDER 150 YARDS NET PASSING	78, vs. Tennessee, 10/8/17

BY DOLPHINS		BY OPPONENT
Louis Delmas (81) and Brent Grimes (22), at Jacksonville, 10/26/14	2+ INTERCEPTION RETURNS FOR TOUCHDOWNS BY TEAM IN SAME GAME	Darren Sharper (42) and Tracy Porter (54), vs. New Orleans, 10/25/09
30t, Xavien Howard, vs. Denver, 12/3/17	INTERCEPTION RETURN FOR A TD	65t, Justin Simmons, vs. Denver, 12/3/17
3, Sam Madison, vs. Tennessee, 11/7/99	3+ INTERCEPTIONS	3, Nate Clements, at Buffalo, 10/20/02
2, Xavien Howard, vs. New England, 12/11/17	2+ INTERCEPTIONS	2, Preston Brown, vs. Buffalo, 9/27/15
8, at Arizona, 9/30/12	7+ SACKS BY TEAM	7, at New England, 11/26/17
6, vs. Tennessee, 10/8/17	6+ SACKS BY TEAM	7, at New England, 11/26/17
6, vs. Tennessee, 10/8/17	5+ SACKS BY TEAM	7, at New England, 11/26/17
4, Cameron Wake, at Tennessee, 10/18/15	4+ SACKS	Has never happened
4, Cameron Wake, at Tennessee, 10/18/15	3+ SACKS	3.5, Elvis Dumervil, vs. Baltimore, 12/7/14
2.5, Cameron Wake, vs. N.Y. Jets, 10/22/17	2+ SACKS	2, Trey Flowers and Elandon Roberts, at New England, 11/26/17
14t, Reshad Jones, at New England, 11/26/17	FUMBLE RECOVERED FOR TOUCHDOWN	0t, Adarius Glanton, vs. Tampa Bay, 11/19/17

THE LAST TIME (SPECIAL TEAMS)

BY DOLPHINS		BY OPPONENT
96t, Kenyan Drake, vs. N.Y. Jets, 11/6/16	KICKOFF RETURN FOR A TD	102t, C.J. Spiller, at Buffalo, 9/14/14
94t, Mercury Morris, at New England, 12/5/71	KICKOFF RETURN FOR A TD ON OPENING KICKOFF	101t, Jacoby Ford, at Oakland, 11/28/10
78, Kenyan Drake, vs. San Francisco, 11/27/16	50+ YARD KICKOFF RETURN	87, Chris Owusu, vs. N.Y. Jets, 12/28/14
74t, Jakeem Grant, vs. Tennessee, 10/9/16	PUNT RETURN FOR A TD	79t, Leodis McKelvin, at Buffalo, 11/15/12
74t, Jakeem Grant, vs. Tennessee, 10/9/16	50+ YARD PUNT RETURN	57, Jeremy Kerley, at N.Y. Jets, 11/29/15
Walt Aikens, at N.Y. Jets, 12/17/16	BLOCKED PUNT RECOVERED FOR A TD	Chris Burkett, vs. N.Y. Jets, 9/29/91
Terrence Fede, vs. Denver, 12/3/17	BLOCKED PUNT	Boobie Dixon, at Buffalo, 9/14/14
Walt Aikens return of blocked PAT, vs. Arizona, 12/11/16	DEFENSIVE 2-POINT CONVERSION ON PAT	Has never happened

BY DOLPHINS		BY OPPONENT
Jordan Phillips, vs. Arizona, 12/11/16	BLOCKED PAT	Chandler Catanzaro, at Arizona, 12/11/16
Cody Parkey, vs. Oakland, 11/5/17	MISSED (NOT BLOCKED) PAT	Daniel McCullers, vs. Pittsburgh, 10/16/16
Vincent Taylor, at Baltimore, 10/26/17	BLOCKED FIELD GOAL	2, Preston Brown, vs. Buffalo, 9/27/15
47t, Curtis Johnson, vs. Green Bay, 12/19/71	BLOCKED FIELD GOAL RETURNED FOR TD	62t, Kyle Arrington, vs. New England, 12/14/14
6, Dan Carpenter, at Oakland, 11/28/10	6+ FIELD GOALS ATTEMPTED	6, Harrison Butker, at Kansas City, 12/24/17
5, Andrew Franks, vs. Pittsburgh, 10/16/16	5+ FIELD GOALS ATTEMPTED	6, Harrison Butker, at Kansas City, 12/24/17
4, Cody Parkey, at L.A. Chargers, 9/17/17	4+ FIELD GOALS ATTEMPTED	6, Harrison Butker, at Kansas City, 12/24/17
3, Cody Parkey, at Kansas City, 12/24/17	3+ FIELD GOALS ATTEMPTED	3, Stephen Hauschka, vs. Buffalo, 12/31/17
6, Olindo Mare, at New England, 10/17/99	6+ FIELD GOALS MADE	Never happened
5, Dan Carpenter, at Cincinnati, 10/31/10	5+ FIELD GOALS MADE	5, Harris Butker, at Kansas City, 12/24/17
4, Cody Parkey, at L.A. Chargers, 9/17/17	4+ FIELD GOALS MADE	5, Harris Butker, at Kansas City, 12/24/17
3, Cody Parkey, at Buffalo, 12/17/17	3+ FIELD GOALS MADE	3, Stephen Hauschka, vs. Buffalo, 12/31/17
vs. Buffalo, 12/31/17	SUCCESSFUL ONSIDE KICK	at Buffalo, 12/18/11
vs. Oakland, 11/5/17	FAILED ONSIDE KICK ATTEMPT	vs. New England, 12/11/17

YEAR-BY-YEAR LEADERS

RUSHING

YEAR	PLAYER	G	NO.	YDS.	AVG.	LG	TD
1966	Joe Auer	14	121	416	3.4	41	4
1967	Abner Haynes	11	56	274	4.9	65t	2
1968	+ Jim Kiick	14	165	621	3.8	25	4
1969	Jim Kiick	14	180	575	3.2	27	9
1970	Larry Csonka	14	193	874	4.5	53	6
1971	Larry Csonka	14	195	1051	5.4	28	7
1972	Larry Csonka	14	213	1117	5.2	45	6
1973	Larry Csonka	14	219	1003	4.6	25	5
1974	Larry Csonka	12	197	749	3.8	24	9
1975	Mercury Morris	14	219	875	4.0	49	4
1976	Benny Malone	14	186	797	4.3	31	4
1977	Benny Malone	14	129	615	4.8	66t	5
1978	Delvin Williams	16	272	1258	4.6	58t	8
1979	Larry Csonka	16	220	837	3.8	22	12

YEAR	PLAYER	G	NO.	YDS.	AVG.	LG	TD
1980	Delvin Williams	15	187	671	3.6	65	2
1981	Tony Nathan	13	147	782	5.3	46	5
1982	Andra Franklin	9	177	701	4.0	25t	7
1983	Andra Franklin	15	224	746	3.3	18	8
1984	Woody Bennett	16	144	606	4.2	23	7
1985	Tony Nathan	16	143	667	4.7	22	5
1986	Lorenzo Hampton	16	186	830	4.5	54t	9
1987	+ Troy Stradford	12	145	619	4.3	51	6
1988	Lorenzo Hampton	16	117	414	3.5	33	9
1989	+ Sammie Smith	13	200	659	3.3	25	6
1990	Sammie Smith	16	226	831	3.7	33	8
1991	Mark Higgs	14	231	905	3.9	24	4
1992	Mark Higgs	16	256	915	3.6	23	7
1993	Mark Higgs	16	186	693	3.7	31	3
1994	Bernie Parmalee	15	216	868	4.0	47t	6
1995	Bernie Parmalee	16	236	878	3.7	40	9
1996	+ Karim Abdul-Jabbar	16	307	1116	3.6	29	11
1997	Karim Abdul-Jabbar	16	283	892	3.2	22	15
1998	Karim Abdul-Jabbar	15	270	960	3.6	45	6
1999	+ J.J. Johnson	13	164	558	3.4	34	4
2000	Lamar Smith	15	309	1139	3.7	68t	14
2001	Lamar Smith	16	313	968	3.1	25	6
2002	# Ricky Williams	16	383	1853	4.8	63t	16
2003	Ricky Williams	16	392	1372	3.5	45	9
2004	Sammy Morris	13	132	523	4.0	35t	6
2005	+ Ronnie Brown	15	207	907	4.4	65t	4
2006	Ronnie Brown	13	241	1008	4.2	47	5
2007	Ronnie Brown	7	119	602	5.1	60	4
2008	Ronnie Brown	16	214	916	4.3	62t	10
2009	Ricky Williams	16	241	1121	4.7	68t	11
2010	Ronnie Brown	16	200	734	3.7	51	5
2011	Reggie Bush	15	216	1086	5.0	76t	6
2012	Reggie Bush	16	227	986	4.3	65t	6
2013	Lamar Miller	16	177	709	4.0	49	2
2014	Lamar Miller	16	216	1099	5.1	97t	8
2015	Lamar Miller	16	194	872	4.5	85t	8
2016	Jay Ajayi	15	260	1272	4.9	62t	8
2017	Kenyan Drake	16	133	644	4.8	66t	3

RECEIVING

YEAR	PLAYER	G	NO.	YDS.	AVG.	LG	TD
1966	Dave Kocourek (TE)	14	27	320	11.9	43	2
1967	+ Jack Clancy	14	67	868	13.0	44	2
1968	Karl Noonan	14	58	760	13.1	50	11
1969	Larry Seiple (TE)	14	41	577	14.1	41t	5
1970	Jim Kiick (RB)	14	42	497	11.8	47	0
1971	Paul Warfield	14	43	996	23.2	86t	11
1972	Paul Warfield	12	29	606	20.9	47	3
1973	Marlin Briscoe	14	30	447	14.9	53	2
1974	Nat Moore	13	37	605	16.4	48	2
1975	Nat Moore	14	40	705	17.6	79t	4
1976	Nat Moore	9	33	625	18.9	67t	4
1977	Nat Moore	14	52	765	14.7	73t	12
1978	Nat Moore	16	48	645	13.4	47	10
1979	Nat Moore	16	48	840	17.5	53	6
1980	Tony Nathan (RB)	16	57	588	10.3	61	5
1981	Duriel Harris	15	53	911	17.2	55	2
1982	Tom Vigorito (RB)	9	24	186	7.8	26	0
1983	Tony Nathan (RB)	16	52	461	8.9	25	1
1984	Mark Clayton	15	73	1389	19.0	65t	18
1985	Tony Nathan (RB)	16	72	651	9.0	73	1
1986	Mark Duper	16	67	1313	19.6	85t	11
1987	+ Troy Stradford (RB)	12	48	457	9.5	34	1
1988	Mark Clayton	16	86	1129	13.1	45t	14
1989	Mark Clayton	15	64	1011	15.8	78t	9
1990	Mark Duper	16	52	810	15.6	69t	5
1991	Mark Duper	16	70	1085	15.5	43t	5
	Mark Clayton	16	70	1053	15.0	43t	12

YEAR	PLAYER	G	NO.	YDS.	AVG.	LG	TD
1992	Bobby Humphrey (RB)	16	54	507	9.4	26	1
1993	+Terry Kirby (RB)	16	75	874	11.7	47	3
1994	Irving Fryar	16	73	1270	17.4	54t	7
1995	Terry Kirby (RB)	16	66	618	9.4	46	3
1996	O.J. McDuffie	16	74	918	12.4	36	8
1997	O.J. McDuffie	16	76	943	12.4	55	1
1998	# O.J. McDuffie	16	90	1050	11.7	61t	7
1999	Tony Martin	16	67	1037	15.5	69t	5
2000	Oronde Gadsden	16	56	786	14.0	61	6
2001	James McKnight	16	55	684	12.4	40	3
	Oronde Gadsden	14	55	674	12.3	61	3
2002	Chris Chambers	15	52	734	14.1	59t	3
2003	Chris Chambers	16	64	963	15.0	57t	11
2004	Randy McMichael (TE)	16	73	791	10.8	42t	4
2005	Chris Chambers	16	82	1118	13.6	77t	11
2006	Wes Welker	16	67	687	10.3	38	1
2007	Marty Booker	15	50	556	11.1	26	1
2008	Ted Ginn, Jr.	16	56	790	14.1	64	2
2009	Davone Bess	16	76	758	10.0	34t	2
2010	Brandon Marshall	14	86	1014	11.8	46	3
2011	Brandon Marshall	16	81	1214	15.0	65t	6
2012	Brian Hartline	16	74	1083	14.6	80t	1
2013	Brian Hartline	16	76	1016	13.4	50	4
2014	+Jarvis Landry	16	84	758	9.0	25	5
2015	Jarvis Landry	16	110	1157	10.5	50t	4
2016	Jarvis Landry	16	94	1136	12.1	71	4
2017	Jarvis Landry	16	112	987	8.8	49	9

PASSING (minimum 150 attempts)

YEAR	PLAYER	G	ATT.	CMP.	YDS.	PCT.	TD	INT.	RATE
1966	Dick Wood	10	230	83	993	36.1	4	14	30.6
1967	+ Bob Griese	12	331	166	2005	50.2	15	18	61.6
1968	Bob Griese	13	355	186	2473	52.4	21	16	75.7
1969	Bob Griese	9	252	121	1695	48.0	10	16	56.9
1970	Bob Griese	14	245	142	2019	58.0	12	17	72.1
1971	Bob Griese	14	263	145	2089	55.1	19	9	90.9
1972	Earl Morrall	14	150	83	1360	55.3	11	7	91.0
1973	Bob Griese	13	218	116	1422	53.2	17	8	84.3
1974	Bob Griese	13	253	152	1968	60.1	16	15	80.9
1975	Bob Griese	10	191	118	1693	61.8	14	13	86.6
1976	Bob Griese	13	272	162	2097	59.6	11	12	78.9
1977	Bob Griese	14	307	180	2252	58.6	22	13	87.8
1978	Bob Griese	11	235	148	1791	63.0	11	11	82.4
1979	Bob Griese	14	310	176	2160	56.8	14	16	72.0
1980	+ David Woodley	13	327	176	1850	53.8	14	17	63.1
1981	David Woodley	15	366	191	2470	52.2	12	13	69.8
1982	David Woodley	9	179	98	1080	54.7	5	8	63.5
1983	+ Dan Marino	11	296	173	2210	58.4	20	6	96.0
1984	# Dan Marino	16	564	362	5084	64.2	48	17	108.9
1985	# Dan Marino	16	567	336	4137	59.3	30	21	84.1
1986	# Dan Marino	16	623	378	4746	60.7	44	23	92.5
1987	Dan Marino	12	444	263	3245	59.2	26	13	89.2
1988	# Dan Marino	16	606	354	4434	58.4	28	23	80.8
1989	Dan Marino	16	550	308	3997	56.0	24	22	76.9
1990	Dan Marino	16	531	306	3563	57.6	21	11	82.6
1991	Dan Marino	16	549	318	3970	57.9	25	13	85.8
1992	# Dan Marino	16	554	330	4116	59.6	24	16	85.1
1993	Scott Mitchell	13	233	133	1773	57.1	12	8	84.2
1994	Dan Marino	16	615	385	4453	62.6	30	17	89.2
1995	Dan Marino	14	482	309	3668	64.1	24	15	90.8
1996	Dan Marino	13	373	221	2795	59.2	17	9	87.8
1997	Dan Marino	16	548	319	3780	58.2	16	11	80.7
1998	Dan Marino	16	537	310	3497	57.7	23	15	80.0
1999	Dan Marino	11	369	204	2448	55.3	12	17	67.4
2000	Jay Fiedler	15	357	204	2402	57.1	14	14	74.5
2001	Jay Fiedler	16	450	273	3290	60.7	20	19	80.3

YEAR	PLAYER	G	ATT.	CMP.	YDS.	PCT.	TD	INT.	RATE
2002	Jay Fiedler	11	292	179	2024	61.3	14	9	85.2
2003	Jay Fiedler	12	314	179	2138	57.0	11	13	72.4
2004	A.J. Feeley	11	356	191	1893	53.7	11	15	61.7
2005	Gus Frerotte	16	494	257	2996	52.0	18	13	71.9
2006	Joey Harrington	11	388	223	2236	57.5	12	15	68.2
2007	Cleo Lemon	9	309	173	1773	56.0	6	6	71.0
2008	Chad Pennington	16	476	321	3653	67.4	19	7	97.4
2009	Chad Henne	14	451	274	2878	60.8	12	14	75.2
2010	Chad Henne	15	490	301	3301	61.4	15	19	75.4
2011	Matt Moore	13	347	210	2497	60.5	16	9	87.1
2012	+ Ryan Tannehill	16	484	282	3294	58.3	12	13	76.1
2013	Ryan Tannehill	16	588	355	3913	60.4	24	17	81.7
2014	Ryan Tannehill	16	590	392	4045	66.4	27	12	92.8
2015	Ryan Tannehill	16	586	363	4208	61.9	24	12	88.7
2016	Ryan Tannehill	13	389	261	2995	67.1	19	12	93.5
2017	Jay Cutler	14	429	266	2666	62.0	19	14	80.8

PUNT RETURNS

YEAR	PLAYER	NO.	YDS.	AVG.	LG	TD
1966	Joe Auer	5	99	19.8	56	0
1967	Joe Auer	9	42	4.7	16	0
1968	Bob Neff	8	71	8.9	20	0
1969	+ Mercury Morris	25	172	6.9	38	0
1970	+ Jake Scott	27	290	10.7	77t	1
1971	Jake Scott	33	318	9.6	31	0
1972	Charlie Leigh	22	210	9.5	27	0
1973	Jake Scott	22	266	12.1	33	0
1974	Jake Scott	31	346	11.2	30	0
1975	+ Freddie Solomon	26	320	12.3	50t	1
1976	Freddie Solomon	13	205	15.8	79t	1
1977	Freddie Solomon	32	285	8.9	39	0
1978	+ Jimmy Cefalo	28	232	8.3	26	0
1979	+ Tony Nathan	28	306	10.9	86t	1
1980	Tony Nathan	23	178	7.7	30	0
1981	Tom Vigorito	36	379	10.5	87t	1
1982	Tom Vigorito	20	192	9.6	59t	1
1983	+ Mark Clayton	41	392	9.6	60t	1
1984	Fulton Walker	21	169	8.0	33	0
1985	Tom Vigorito	22	197	9.0	21	0
1986	Craig Ellis	24	149	6.2	17	0
1987	+ Scott Schwedes	24	203	8.5	31	0
1988	Scott Schwedes	24	230	9.6	36	0
1989	Scott Schwedes	18	210	11.7	70t	1
1990	Tony Martin	26	140	5.4	35	0
1991	+ Scott Miller	28	248	8.9	32	0
1992	Scott Miller	24	175	7.3	19	0
1993	+ O.J. McDuffie	28	317	11.3	72t	2
1994	O.J. McDuffie	32	228	7.1	26	0
1995	O.J. McDuffie	24	163	6.8	24	0
1996	O.J. McDuffie	22	212	9.6	19	0
1997	Charles Jordan	26	273	10.5	38	0
1998	Terrell Buckley	29	354	12.2	35	0
1999	Nate Jacquet	28	351	12.5	45	0
2000	Jeff Ogden	19	323	17.0	81t	1
2001	Jeff Ogden	32	377	11.8	48	0
2002	Dedric Ward	16	169	10.6	34	0
2003	Charlie Rogers	21	186	8.9	48	0
2004	Wes Welker	43	464	10.8	71	0
2005	Wes Welker	43	390	9.1	47	0
2006	Wes Welker	41	378	9.2	47	0
2007	+ Ted Ginn, Jr.	24	230	9.6	87t	1
2008	+ Davone Bess	21	231	11.0	27	0
2009	Davone Bess	28	209	7.5	22	0
2010	Davone Bess	25	284	11.4	47	0
2011	Davone Bess	37	442	11.9	25	0
2012	Marcus Thigpen	26	316	12.2	72t	1
2013	Marcus Thigpen	34	264	7.8	34	0

YEAR	PLAYER	NO.	YDS.	AVG.	LG	TD
2014	+ Jarvis Landry	25	204	8.2	32	0
2015	Jarvis Landry	36	356	9.9	69t	1
2016	+ Jakeem Grant	20	165	8.3	74t	1
2017	Jakeem Grant	25	190	7.6	27	0

KICKOFF RETURNS

YEAR	PLAYER	NO.	YDS.	AVG.	LG	TD
1966	Joe Auer	28	698	24.9	95t	1
1967	Abner Haynes	22	444	20.2	51	0
1968	Gene Milton	18	408	22.7	74	0
1969	+ Mercury Morris	43	1136	26.4	105t	1
1970	Mercury Morris	28	812	29.0	96t	1
1971	Mercury Morris	15	423	28.2	94t	1
1972	Mercury Morris	14	334	23.9	33	0
1973	Charlie Leigh	9	251	27.9	51	0
1974	+ Nat Moore	22	587	26.7	40	0
1975	+ Freddie Solomon	17	348	20.5	31	0
1976	Gary Davis	26	617	23.7	47	0
1977	Gary Davis	14	414	29.6	73	0
1978	Duriel Harris	29	657	22.7	53	0
1979	+ Tony Nathan	45	1016	22.6	43	0
1980	Don Bessillieu	40	890	22.3	87	0
1981	+ Fulton Walker	38	932	24.5	90t	1
1982	Fulton Walker	20	433	21.7	32	0
1983	# Fulton Walker	36	962	26.7	78	0
1984	Fulton Walker	29	617	21.3	41	0
1985	+ Lorenzo Hampton	45	1020	22.7	46	0
1986	Craig Ellis	25	541	21.6	41	0
1987	Lorenzo Hampton	16	304	19.0	32	0
1988	Joe Cribbs	41	863	21.0	44	0
1989	Marc Logan	24	613	25.5	97t	1
1990	Marc Logan	20	367	18.4	35	0
1991	+ Aaron Craver	32	615	19.2	49	0
1992	Mike Williams	19	328	17.3	28	0
1993	+ O.J. McDuffie	32	755	23.6	48	0
1994	O.J. McDuffie	36	767	21.3	46	0
1995	O.J. McDuffie	23	564	24.5	47	0
1996	Irving Spikes	28	681	24.3	59	0
1997	Irving Spikes	24	565	23.5	48	0
1998	+ John Avery	43	1085	25.2	55	0
1999	Brock Marion	62	1524	24.6	93	0
2000	Autry Denson	20	495	24.8	56	0
2001	+ Chris Chambers	36	811	22.5	47	0
2002	Travis Minor	46	1071	23.3	66	0
2003	Travis Minor	34	727	21.4	49	0
2004	Wes Welker	57	1313	23.0	95t	1
2005	Wes Welker	61	1379	22.6	46	0
2006	Wes Welker	48	1064	22.2	46	0
2007	+ Ted Ginn, Jr.	63	1433	22.7	52	0
2008	Ted Ginn, Jr.	32	657	20.5	41	0
2009	Ted Ginn, Jr.	52	1296	24.9	101t	2
2010	+ Nolan Carroll	27	655	24.3	46	0
2011	+ Clyde Gates	34	843	24.8	77	0
2012	Marcus Thigpen	38	1040	27.4	96t	1
2013	Marcus Thigpen	39	878	22.5	50	0
2014	+ Jarvis Landry	34	954	28.1	74	0
2015	Damien Williams	21	457	21.8	37	0
2016	+ Jakeem Grant	19	439	23.1	45	0
2017	Jakeem Grant	21	479	22.8	31	0

INTERCEPTIONS

YEAR	PLAYER	NO.	YDS.	AVG.	LG	TD
1966	Willie West	8	62	7.8	31	0
1967	Dick Westmoreland	10	127	12.7	29	1
1968	+ Dick Anderson	8	230	28.8	96t	1
1969	+ Lloyd Mumphord	5	102	20.4	51	0
1970	Dick Anderson	8	191	23.9	86	0
1971	Jake Scott	7	34	4.9	21	0

YEAR	PLAYER	NO.	YDS.	AVG.	LG	TD
1972	Jake Scott	5	73	14.6	31	0
1973	Dick Anderson	8	163	20.4	38t	2
1974	Jake Scott	8	75	9.4	30	0
1975	Jake Scott	6	60	10.0	38	0
1976	(four players)	(two interceptions)				
1977	Curtis Johnson	4	35	8.8	19	0
1978	Tim Foley	6	12	2.0	8	0
1979	Neal Colzie	5	86	17.2	56	0
	Gerald Small	5	74	14.8	40	0
1980	Gerald Small	7	46	6.6	22	0
1981	Glenn Blackwood	4	124	31.0	39	0
1982	Don McNeal	4	42	10.5	23	1
1983	William Judson	6	60	10.0	29	0
1984	Glenn Blackwood	6	169	28.2	50	0
1985	Glenn Blackwood	6	36	6.0	17	0
1986	(four players)	(two interceptions)				
1987	Paul Lankford	3	44	14.7	44	0
	Glenn Blackwood	3	17	5.7	17	0
1988	+ Jarvis Williams	4	62	15.5	23	0
	William Judson	4	57	14.3	52	0
1989	+ Louis Oliver	4	32	8.0	23	0
1990	Louis Oliver	5	87	17.4	35	0
	Jarvis Williams	5	82	16.4	42t	1
1991	Louis Oliver	5	80	16.0	37	0
1992	Louis Oliver	5	200	40.0	103t	1
1993	J.B. Brown	5	43	8.6	29	0
1994	Troy Vincent	5	113	22.6	58t	1
1995	Troy Vincent	5	95	19.0	69t	1
1996	Terrell Buckley	6	164	27.3	91t	1
1997	Terrell Buckley	4	26	6.5	12	0
1998	Terrell Buckley	8	157	19.6	61	1
	Sam Madison	8	114	14.3	35	0
1999	Sam Madison	7	164	23.4	42	1
2000	Brian Walker	7	80	11.4	31	0
2001	Brock Marion	5	227	45.4	100t	2
2002	Patrick Surtain	6	79	13.2	40t	1
2003	Patrick Surtain	7	59	8.4	32	0
2004	Arturo Freeman	4	59	14.8	47	0
	Sammy Knight	4	32	8.0	32	0
	Patrick Surtain	4	2	0.5	2	0
2005	Lance Schulters	4	78	19.5	37	0
2006	Jason Taylor	2	71	35.5	51t	2
	Renaldo Hill	2	33	16.5	21	0
2007	Jason Allen	3	15	5.0	13	0
2008	Andre' Goodman	5	53	10.6	55	0
2009	+ Vontae Davis	4	64	16.0	26	1
2010	Jason Allen	3	17	5.7	17	0
2011	Vontae Davis	4	60	15.0	28	0
2012	Reshad Jones	4	28	7.0	15	0
2013	Brent Grimes	4	102	25.5	94t	1
	Dimitri Patterson	4	7	1.8	3	0
2014	Brent Grimes	5	80	16.0	32	1
2015	Reshad Jones	5	104	20.8	42	2
2016	Tony Lippett	4	0	0.0	0	0
2017	Xavien Howard	4	71	17.8	30t	1

SCORING

YEAR	PLAYER	TDs	RUSH	REC.	PATs	FGs	PTS.
1966	Joe Auer	9 [^]	4	4	0-0	0-0	54
	Gene Mingo	0	0	0	23-23	10-22	53
1967	Booth Lusteg	0	0	0	18-18	7-12	39
	Jack Harper	4	1	3	0-0	0-0	24
	Stan Mitchell	4	3	1	0-0	0-0	24
1968	Karl Noonan	11	0	11	0-0	0-0	66
	+ Jim Keyes	0	0	0	30-30	7-16	51
1969	Karl Kremser	0	0	0	26-27	13-22	65
	Jim Kiick	10	9	1	0-0	0-0	60

YEAR	PLAYER	TDs	RUSH	REC.	PATs	FGs	PTS.
1970	Garó Yepremian	0	0	0	31-31	22-29	97
	Jim Kiick	6	6	0	0-0	0-0	36
1971	# Garó Yepremian	0	0	0	33-33	28-40	117
	Paul Warfield	11	0	11	0-0	0-0	66
1972	Garó Yepremian	0	0	0	43-45	24-37	115
	Mercury Morris	12	12	0	0-0	0-0	72
1973	Garó Yepremian	0	0	0	38-38	25-37	113
	Paul Warfield	11	0	11	0-0	0-0	66
1974	Garó Yepremian	0	0	0	43-43	8-15	67
	Larry Csonka	9	9	0	0-0	0-0	54
1975	Garó Yepremian	0	0	0	40-46	13-16	79
	Don Nottingham	12	12	0	0-0	0-0	72
1976	Garó Yepremian	0	0	0	29-31	16-23	77
	(five players)						24
1977	Nat Moore	13	1	12	0-0	0-0	78
	Garó Yepremian	0	0	0	37-40	10-22	67
1978	Garó Yepremian	0	0	0	41-45	19-23	98
	Nat Moore	10	0	10	0-0	0-0	60
1979	+ Uwe von Schamann	0	0	0	36-40	21-29	99
	Larry Csonka	13	12	1	0-0	0-0	78
1980	Uwe von Schamann	0	0	0	32-32	14-23	74
	Nat Moore	7	0	7	0-0	0-0	42
1981	Uwe von Schamann	0	0	0	37-38	24-31	109
	Tony Nathan	8	5	3	0-0	0-0	48
	Andra Franklin	8	7	1	0-0	0-0	48
1982	Uwe von Schamann	0	0	0	21-22	15-20	66
	Andra Franklin	7	7	0	0-0	0-0	42
1983	Uwe von Schamann	0	0	0	45-48	18-27	99
	Mark Duper	10	0	10	0-0	0-0	60
1984	Mark Clayton	18	0	18	0-0	0-0	108
	Uwe von Schamann	0	0	0	66-70	9-19	93
1985	+ Fuad Reveiz	0	0	0	50-52	22-27	116
	+ Ron Davenport	13	11	2	0-0	0-0	78
1986	Fuad Reveiz	0	0	0	52-55	14-22	94
	Lorenzo Hampton	12	9	3	0-0	0-0	72
1987	Fuad Reveiz	0	0	0	28-30	9-11	55
	Mark Duper	8	0	8	0-0	0-0	48
1988	Mark Clayton	14	0	14	0-0	0-0	84
	Fuad Reveiz	0	0	0	31-32	8-12	55
1989	+ Pete Stoyanovich	0	0	0	38-39	19-26	95
	Mark Clayton	9	0	9	0-0	0-0	54
1990	Pete Stoyanovich	0	0	0	37-37	21-25	100
	Sammie Smith	9	8	1	0-0	0-0	54
1991	Pete Stoyanovich	0	0	0	28-29	31-37	121
	Mark Clayton	12	0	12	0-0	0-0	72
1992	# Pete Stoyanovich	0	0	0	34-36	30-37	124
	Mark Higgs	7	7	0	0-0	0-0	42
	Mark Duper	7	0	7	0-0	0-0	42
1993	Pete Stoyanovich	0	0	0	37-37	24-32	109
	(four players)						36
1994	Pete Stoyanovich	0	0	0	35-35	24-31	107
	Irving Fryar	7	0	7	0-0	0-0	46
1995	Pete Stoyanovich	0	0	0	37-37	27-34	118
	Bernie Parmalee	10	9	1	0-0	0-0	80
1996	Joe Nedney	0	0	0	35-36	18-29	89
	+ Karim Abdul-Jabbar	11	11	0	0-0	0-0	66
1997	Olindo Mare	0	0	0	33-33	28-36	117
	Karim Abdul-Jabbar	16	15	1	0-0	0-0	96
1998	Olindo Mare	0	0	0	33-34	22-27	99
	Oronde Gadsden	7	0	7	0-0	0-0	42
	O.J. McDuffie	7	0	7	0-0	0-0	42
1999	Olindo Mare	0	0	0	27-27	39-46	144
	Oronde Gadsden	6	0	6	0-0	0-0	36
2000	Olindo Mare	0	0	0	33-34	28-31	117
	Lamar Smith	16	14	2	0-0	0-0	96
2001	Olindo Mare	0	0	0	39-40	19-21	96
	Lamar Smith	8	6	2	0-0	0-0	48

YEAR	PLAYER	TDs	RUSH	REC.	PATs	FGs	PTS.
2002	Olindo Mare	0	0	0	42-43	24-31	114
	Ricky Williams	17	16	1	0-0	0-0	102
2003	Olindo Mare	0	0	0	33-34	22-29	99
	Chris Chambers	11	0	11	0-0	0-0	66
2004	Olindo Mare	0	0	0	18-18	12-16	54
	Chris Chambers	7	0	7	0-0	0-0	44 [@]
2005	Olindo Mare	0	0	0	33-33	25-30	108
	Chris Chambers	11	0	11	0-0	0-0	66
2006	Olindo Mare	0	0	0	22-22	26-36	100
	Marty Booker	6	0	6	0-0	0-0	40 ^{@@}
2007	Jay Feely	0	0	0	26-26	21-23	89
	Ronnie Brown	5	4	1	0-0	0-0	32 [@]
2008	+ Dan Carpenter	0	0	0	40-40	21-25	103
	Ronnie Brown	10	10	0	0-0	0-0	60
2009	Dan Carpenter	0	0	0	37-38	25-28	112
	Ricky Williams	13	11	2	0-0	0-0	80 [@]
2010	Dan Carpenter	0	0	0	25-25	30-41	115
	Davone Bess	0	0	5	0-0	0-0	30
2011	Ronnie Brown	0	5	0	0-0	0-0	30
	Dan Carpenter	0	0	0	26-26	29-34	113
2012	Reggie Bush	7	6	1	0-0	0-0	42
	Dan Carpenter	0	0	0	26-26	22-27	92
2013	Reggie Bush	8	6	2	0-0	0-0	48
	Caleb Sturgis	0	0	0	33-33	26-34	111
2014	Charles Clay	7	1	6	0-0	0-0	42
	Caleb Sturgis	0	0	0	41-41	29-37	128
2015	Mike Wallace	10	0	10	0-0	0-0	60
	Andrew Franks	0	0	0	33-36	13-16	72
2016	Lamar Miller	10	8	2	0-0	0-0	60
	Andrew Franks	0	0	0	41-42	16-21	89
2017	Kenny Stills	9	0	9	0-0	0-0	54
	Cody Parkey	0	0	0	26-29	21-23	89
	Jarvis Landry	9	0	9	0-0	0-0	54

[@] Includes two-point conversion; ^{@@} Includes two two-point conversions; [^] Includes touchdown on kickoff return

TACKLES

YEAR	PLAYER	G	SOLO	ASST.	TOTAL
1966	Willie West	14	95	23	118
1967	Wahoo McDaniel	14	69	49	118
1968	Frank Emanuel	14	82	37	119
1969	Nick Buoniconti	13	79	35	114
1970	Nick Buoniconti	14	96	49	145
1971	Nick Buoniconti	14	86	40	126
1972	Nick Buoniconti	14	72	74	146
1973	Nick Buoniconti	13	91	71	162
1974	Bob Matheson	14	71	32	103
1975	+ Steve Towle	12	90	74	164
1976	Steve Towle	13	131	86	217
1977	Steve Towle	16	75	63	138
1978	Rusty Chambers	16	85	66	151
1979	Rusty Chambers	16	80	98	178
1980	Bob Baumhower	16	88	47	135
1981	Earnie Rhone	16	120	51	171
1982	Earnie Rhone	9	62	20	82
1983	Bob Brudzinski	16	73	31	104
1984	Mark Brown	16	59	18	77
1985	Mark Brown	15	78	18	96
1986	+ John Offerdahl	15	109	26	135
1987	Jackie Shipp	12	63	16	79
1988	John Offerdahl	16	99	18	117
1989	Barry Krauss	16	100	19	119
1990	John Offerdahl	16	98	18	116
1991	Louis Oliver	16	73	15	88
1992	Bryan Cox	16	84	43	127
1993	Bryan Cox	16	87	35	122
1994	Bryan Cox	16	106	41	147

YEAR	PLAYER	G	SOLO	ASST.	TOTAL
1995	Bryan Cox	16	104	38	142
1996	+ Zach Thomas	16	131	49	180
1997	Zach Thomas	15	107	42	149
1998	Zach Thomas	16	124	36	160
1999	Zach Thomas	16	117	50	167
2000	Brock Marion	16	85	24	109
2001	Zach Thomas	15	112	68	180
2002	Zach Thomas	16	124	71	195
2003	Zach Thomas	15	113	71	184
2004	Zach Thomas	13	95	73	168
2005	Zach Thomas	14	112	54	166
2006	Zach Thomas	16	103	62	165
2007	Channing Crowder	11	61	17	78
2008	Yeremiah Bell	16	100	20	120
2009	Yeremiah Bell	16	92	22	114
2010	Yeremiah Bell	16	83	18	101
2011	Yeremiah Bell	16	81	26	107
2012	Karlos Dansby	16	100	33	133
2013	Philip Wheeler	16	83	35	118
2014	Jelani Jenkins	15	81	27	108
2015	Reshad Jones	16	106	29	135
2016	Kiko Alonso	15	69	46	115
2017	Reshad Jones	16	94	28	122

SACKS

1968: Mel Branch, 11.0; **1969:** Bill Stanfill, 8.0; **1970:** Bill Stanfill, 6.0; **1971:** Manny Fernandez, 8.0; **1972:** Vern Den Herder, 10.5; **1973:** Bill Stanfill, 18.5; **1974:** Bill Stanfill, 10.0; **1975:** Vern Den Herder, 11.0; **1976:** Don Reese and Bill Stanfill, 4.0; **1977:** +A.J. Duhe, 7.0; **1978:** Vern Den Herder, 11.0; **1979:** Vern Den Herder, 9.0; **1980:** Kim Bokamper and A.J. Duhe, 5.5; **1981:** Bob Baumhower, 9.0; **1982:** Bob Brudzinski, 4.5; **1983:** Doug Betters, 16.0; **1984:** Doug Betters, 14.0; **1985:** Mike Charles, 7.0; **1986:** Mark Brown, 5.0 (47 yards); **1987:** T.J. Turner, 4.0 (34 yards); **1988:** T.J. Turner, 5.0 (22 yards); **1989:** Jeff Cross, 10.0 (94 yards); **1990:** Jeff Cross, 11.5 (95.5 yards); **1991:** Jeff Cross 7.0 (60 yards); **1992:** Bryan Cox 14.0 (115 yards); **1993:** Jeff Cross 10.5 (62 yards); **1994:** Jeff Cross 9.5 (58.5 yards); **1995:** Bryan Cox 7.5 (46 yards); **1996:** Trace Armstrong 12.0 (81.5 yards); **1997:** Trace Armstrong 5.5 (45 yards); **1998:** Trace Armstrong 10.5 (63 yards); **1999:** Rich Owens 8.5 (61 yards); **2000:** Trace Armstrong 16.5 (96.5 yards); **2001:** Jason Taylor 8.5 (44.5 yards); **2002:** #-Jason Taylor 18.5 (162.5 yards); **2003:** Adewale Ogunleye 15.0 (71 yards); **2004:** Jason Taylor 9.5 (62.5 yards); **2005:** Jason Taylor 12.0 (80 yards); **2006:** Jason Taylor 13.5 (74 yards); **2007:** Jason Taylor 11.0 (63 yards); **2008:** Joey Porter 17.0 (96 yards); **2009:** Joey Porter 9.0 (46.5 yards); **2010:** Cameron Wake 14.0 (89.5 yards); **2011:** Cameron Wake 8.5 (47.5 yards); **2012:** Cameron Wake 15.0 (92 yards); **2013:** Olivier Vernon 11.5 (65 yards); **2014:** Cameron Wake 11.5 (59.5 yards); **2015:** Olivier Vernon 7.5 (56.5 yards); **2016:** Cameron Wake 11.5 (90.5 yards); **2017:** Cameron Wake 10.5 (72.0 yards).

+ Rookie # - League Leader

DOLPHINS OFFENSE YEAR-BY-YEAR

1966	884	200	1410	2048	3458	22-21-19	213
1967	847	212	1323	2336	3659	17-18-17	219
1968	892	247	1704	2402	4106	12-15-11	276
1969	878	224	1513	2077	3590	23-23-21	233
1970	827	228	2082	1957	4039	11-3-20	297
1971	804	232	2429	1983	4412	5-1-19	315
1972	893	291	2960	2076	5036	1-1-16	385
1973	776	215	2521	1582	4103	9-3-21	343
1974	884	272	2191	2084	4275	11-4-16	327
1975	896	266	2500	2009	4509	11-4-20	357
1976	874	267	2118	2268	4386	13-13-10	263
1977	866	267	2366	1961	4327	10-5-16	313
1978	954	270	2366	2469	4835	13-11-15	372
1979	1006	297	2187	2763	4950	16-17-14	341
1980	1015	284	1876	2688	4564	26-17-24	266

YEAR	PLAYS	FIRST DOWNS	RUSH YARDS	PASS NET YARDS	TOTAL NET YARDS	NFL RANK* T-R-P	TOTAL POINTS
1981	1063	306	2173	3149	5322	16-10-16	345
1982	582	165	1344	1314	2658	19-3-27	198
1983	1033	314	2150	3045	5195	16-13-19	389
1984	1070	387	1918	5018	6936	1-16-1	513
1985	1039	361	1729	4114	5843	6-18-2	428
1986	1011	351	1545	4779	6324	2-25-1	430
1987	1005	331	1662	3876	5538	4-23-1	362
1988	963	321	1205	4516	5721	5-28-1	319
1989	1011	310	1330	4216	5546	7-27-3	331
1990	975	303	1535	3512	5047	11-22-4	336
1991	970	312	1352	3889	5241	7-25-3	343
1992	998	316	1525	3975	5500	5-24-2	340
1993	1030	309	1459	4353	5812	2-25-1	349
1994	1078	344	1658	4420	6078	1-13-2	389
1995	1034	345	1506	4210	5716	8-21-4	398
1996	1000	294	1622	3543	5165	14-19-11	339
1997	1028	311	1343	3792	5135	11-29-2	339
1998	1028	269	1535	3395	4930	16-24-10	321
1999	1071	287	1453	3485	4938	20-22-13t	326
2000	945	251	1894	2567	4461	26-14-27	323
2001	953	263	1664	3157	4821	21-23-19	344
2002	1010	318	2502	2890	5392	15-2-26	378
2003	968	266	1817	2792	4609	24-17-26	311
2004	1022	267	1339	3065	4404	29-31-21	275
2005	1026	274	1898	3300	5198	14-12-16	318
2006	1034	281	1673	3287	4960	20-22-13	260
2007	989	283	1569	3031	4600	28-23-24	267
2008	965	308	1897	3632	5529	12-11-10	345
2009	1088	333	2231	3170	5401	17-4-20	360
2010	1040	300	1643	3527	5170	21-21-16	273
2011	990	287	1987	3091	5078	22-11-23	329
2012	981	288	1802	3182	4984	27-17-26	288
2013	1001	278	1440	3567	5007	27-26-20	317
2014	1040	361	1872	3729	5601	14-12-17	388
2015	977	291	1496	3811	5307	26-23-19	310
2016	912	278	1824	3500	5324	24-9-26	363
2017	995	284	1388	3535	4923	25-29-18	281

*1966-69 are AFL-NFL combined rankings

DOLPHINS DEFENSE YEAR-BY-YEAR

YEAR	PLAYS	FIRST DOWNS	RUSH YARDS	PASS NET YARDS	TOTAL NET YARDS	NFL RANK* T-R-P	TOTAL POINTS
1966	857	237	1510	3101	4611	19-7-22	362
1967	843	269	2145	2835	4980	22-25-17	407
1968	808	240	2172	2712	4884	23-22-20	355
1969	851	206	1489	2637	4126	10-9-16	332
1970	808	228	1453	2551	4004	15-7-22	228
1971	800	214	1661	2000	3661	5-8-6	174
1972	770	186	1548	1749	3297	1-3-5	171
1973	878	195	1991	1290	3281	3-12-1	150
1974	807	208	1624	2182	3806	8-7-16	216
1975	858	224	1768	2021	3789	6-5-6	222
1976	892	268	2411	2670	5081	26-22-28	264
1977	901	227	1749	2233	3982	16-6-24	197
1978	1021	298	2261	2908	5169	23-16-26	254
1979	938	238	1702	2737	4439	4-2-12	257
1980	1062	309	2018	3206	5224	14-15-15	305
1981	1039	296	2032	3331	5363	15-14-19	275
1982	548	147	1285	1027	2312	1-24-1	131

YEAR	PLAYS	FIRST DOWNS	RUSH YARDS	PASS NET YARDS	TOTAL NET YARDS	NFL RANK* T-R-P	TOTAL POINTS
1983	989	288	2037	3002	5039	7-13-8	250
1984	1051	314	2155	3265	5420	19-22-14	298
1985	1034	314	2256	3511	5767	23-23-22	320
1986	1058	337	2493	3557	6050	26t-27-22	405
1987	1013	314	2198	3247	5445	26-25-21	335
1988	1072	359	2506	3275	5781	26-26-14	380
1989	1045	337	2153	3543	5696	24-25-18	379
1990	968	268	1831	2716	4547	7-16-5	242
1991	1019	327	2301	3105	5406	25-27-12	349
1992	976	273	1600	2983	4583	10t-6-14	281
1993	1061	332	1665	3485	5150	20-14-21	351
1994	1000	305	1430	3794	5224	19-6-25	327
1995	1000	309	1675	3569	5244	16-12-19	332
1996	987	306	1536	3655	5191	17-7-24	325
1997	1004	299	1813	3551	5364	26-17-25	327
1998	944	257	1511	2924	4435	3-6-6	265
1999	936	252	1476	2928	4404	5-8-5	336
2000	995	289	1736	2900	4636	6-14-5	226
2001	957	283	1779	2829	4608	5-17-1	290
2002	974	285	1554	3102	4656	3-5t-8	301
2003	1014	283	1452	3335	4787	10-5-19	261
2004	1009	281	2302	2592	4894	8-31-2	354
2005	1078	319	1771	3307	5078	18-17-20	317
2006	1005	267	1618	3007	4625	4-8-5	283
2007	983	318	2456	3019	5475	23-32-4	437
2008	979	296	1620	3644	5264	15-10-25	317
2009	968	297	1835	3754	5589	22-18-24	390
2010	988	264	1601	3348	4949	6-7-8	333
2011	1043	310	1530	3992	5522	15-3-25	313
2012	1073	320	1734	3974	5708	21-13-27	317
2013	1106	327	1998	3752	5750	21-24-16	335
2014	1029	309	1937	3557	5494	12-24-6	373
2015	1075	351	2019	4000	6019	25-28-21	389
2016	1088	349	2247	3875	6122	29-30-15	380
2017	989	319	1768	3603	5371	16-14-16	393

*1966-69 are AFL-NFL combined rankings

DOLPHINS IN OVERTIME

LOCATION	W	L	T	WON TOSS	LOST TOSS
HOME*	11	11	1	12	11
ROAD*	7	12	0	8	11
TOTALS	18	23	1	20	22

* Home record includes 1-1 mark in playoffs; Road record includes 1-0 mark in playoffs
When they have won the toss, the Dolphins are 11-9 (7-5 home, 4-4 road).
When they have lost the toss, the Dolphins are 7-14-1 (4-6-1 home, 3-8 road).

***Dec. 25, 1971 – Miami 27, at Kansas City 24 (2 OT):** Chiefs win toss. Jan Stenerud has 42-yard FG attempt blocked by Nick Buoniconti of Dolphins. Teams trade punts. Garo Yepremian misses FG try from 52 yards. K.C. QB Len Dawson is intercepted by Jake Scott and teams trade punts. Yepremian kicks a 37-yard FG at 7:40 of the second overtime.

Dec. 14, 1975 – at Baltimore 10, Miami 7: Dolphins win toss. Miami is forced to punt. Colts drive from their own 4 to the Miami 14. Toni Linhart kicks 31-yard FG at 12:44.

Oct. 17, 1976 – Kansas City 20, at Miami 17: Chiefs win toss. Kansas City punts and Miami drives to 20-yard line of Chiefs. Norm Bulaich fumbles into end zone and K.C. recovers for touchback. Chiefs drive to Miami 17 and Jan Stenerud kicks 34-yard FG at 14:48.

Nov. 18, 1979 – at Cleveland 30, Miami 24: Browns win toss. Brian Sipe throws 39-yard TD pass to Reggie Rucker at 1:59.

Nov. 20, 1980 – San Diego 27, at Miami 24: Chargers win toss. San Diego is forced to punt, but Woodrow Lowe intercepts David Woodley at the Miami 40 and returns it to the 12 of the Dolphins. Rolf Benirschke kicks 28-yard FG for Chargers at 7:14.

Dec. 8, 1980 – at **Miami 16, New England 13**: Dolphins win toss. Miami drives from its own 13 to the 5 of New England with the big play being a 54-yard pass to Duriel Harris from David Woodley. Uwe von Schamann kicks 23-yard FG at 3:20.

Oct. 4, 1981 – at **Miami 28, N.Y. Jets 28 (tie)**: Jets win toss. Teams trade punts twice. Pat Leahy of Jets misses 48-yard FG attempt near end of OT period.

Nov. 8, 1981 – **Miami 30, at New England 27**: Dolphins win toss. Miami punts, but Bob Brudzinski intercepts Steve Grogan at New England 45 and returns it to 26 of the Pats. Thirteen yards is tacked on for unnecessary roughness on tackle of Brudzinski, before Uwe von Schamann kicks 30-yard FG at 7:09.

***Jan. 2, 1981** – **San Diego 41, at Miami 38**: Chargers win toss. Rolf Benirschke misses 27-yard FG for San Diego and Uwe von Schamann of Miami has 34-yard FG blocked by Leroy Jones of Chargers. Benirschke kicks 29-yard FG at 13:52.

Oct. 9, 1983 – **Buffalo 38, at Miami 35**: Dolphins win toss. Uwe von Schamann misses FGs of 52 and 43 yards for Miami. Joe Danelo kicks 36-yard FG at 13:58.

Nov. 18, 1984 – at **San Diego 34, Miami 28**: Chargers win toss. Buford McGee runs for 25-yard TD at 3:17.

Sept. 21, 1986 – at **N.Y. Jets 51, Miami 45**: Jets win toss. Ken O'Brien throws a 43-yard TD pass to Wesley Walker at 2:35.

Dec. 14, 1986 – **Miami 37, at L.A. Rams 31**: Dolphins win toss. Dan Marino throws a 20-yard TD pass to Mark Duper at 3:04.

Oct. 18, 1987 – at **N.Y. Jets 37, Miami 31**: Jets win toss. Both teams exchange punts, then interceptions before Jets take over on another Dolphin interception. Pat Ryan passes eight yards to Eddie Hunter at 14:26.

Oct. 25, 1987 – **Buffalo 34, at Miami 31**: Bills win toss. Scott Norwood kicks 27-yard FG at 4:12.

Oct. 8, 1989 – at **Miami 13, Cleveland 10**: Browns win toss. Cleveland drives to Miami 26-yard line, but Matt Bahr misses 44-yard FG. Miami drives 55 yards and Pete Stoyanovich kicks 35-yard FG at 6:28.

Dec. 9, 1990 – at **Miami 23, Philadelphia 20**: Eagles win toss. Both teams exchange punts, then Eagles' Jeff Feagles boots 23-yard punt. Miami drives 35 yards and Pete Stoyanovich kicks 39-yard FG at 12:32.

Nov. 24, 1991 – **Miami 16, at Chicago 13**: Dolphins win toss. Pete Stoyanovich kicks 27-yard FG at 4:11.

Dec. 22, 1991 – **N.Y. Jets 23, at Miami 20**: Dolphins win toss. Miami is forced to punt. Raul Allegre kicks 30-yard FG at 6:15.

Dec. 27, 1992 – **Miami 16, at New England 13**: Patriots win toss. New England is forced to punt. Pete Stoyanovich kicks 35-yard FG at 6:43.

Jan. 2, 1994 – at **New England 33, Miami 27**: Dolphins win toss. Miami is forced to punt. Dolphins intercept pass but are forced to punt. Drew Bledsoe passes 36 yards to Michael Timpson for touchdown at 10:14.

Oct. 16, 1994 – at **Miami 20, L.A. Raiders 17**: Dolphins win toss. Pete Stoyanovich kicks 29-yard FG at 5:46.

Nov. 20, 1994 – at **Pittsburgh 16, Miami 13**: Steelers win toss. Pittsburgh stopped on fourth down. Dolphins forced to punt. Gary Anderson kicks 39-yard FG at 10:19.

Oct. 8, 1995 – **Indianapolis 27, at Miami 24**: Colts win toss. Cary Blanchard kicks 27-yard FG at 4:58.

Sept. 7, 1997 – at **Miami 16, Tennessee 13**: Dolphins win toss. Olindo Mare kicks 29-yard FG at 12:45.

Oct. 27, 1997 – **Chicago 36, at Miami 33**: Dolphins win toss. Both teams exchange punts, then Dan Marino is sacked and fumbles on Dolphins 17-yard line. Jeff Jaeger kicks 35-yard FG at 5:35.

Oct. 25, 1998 – at **Miami 12, New England 9**: Dolphins win toss. Olindo Mare kicks 43-yard FG at 10:24.

Oct. 23, 2000 – at **N.Y. Jets 40, Miami 37**: Dolphins win toss. Marcus Coleman intercepts Jay Fiedler pass then fumbles and Oronde Gadsden recovers. Coleman intercepts Fiedler again. John Hall kicks 40-yard field goal at 8:13.

***Dec. 30, 2000** – at **Miami 23, Indianapolis 17**: Dolphins win toss. Miami forced to punt. Mike Vanderjagt misses 49-yard field goal wide right. Lamar Smith scores on 17-yard touchdown run at 3:34.

Dec. 29, 2002 – at **New England 27, Miami 24**: Patriots win toss. Adam Vinatieri kicks 35-yard FG at 12:57.

Oct. 19, 2003 – **New England 19, at Miami 13**: Dolphins win toss. Olindo Mare misses 35-yard FG. Patriots forced to punt. Tyrone Poole intercepts a Jay Fiedler pass on Patriots 18. Tom Brady connects with Troy Brown for an 82-yard TD pass on the following play at 9:15.

Nov. 16, 2003 – at **Miami 9, Baltimore 6**: Dolphins win toss. Miami forced to punt. Four plays afterward, Zach Thomas recovers a Jamal Lewis fumble at the Ravens 33, leading to an Olindo Mare 43-yard FG at 6:12.

Sept. 9, 2007 – at **Washington 16, Miami 13**: Redskins win toss. Shaun Suisham kicks 39-yard FG at 9:24.

Dec. 16, 2007 – at **Miami 22, Baltimore 16**: Ravens win toss. Matt Stover misses 44-yard FG wide left. Three plays later, Cleo Lemon connects with Greg Camarillo for a 64-yard touchdown at 8:14.

Dec. 20, 2009 – at **Tennessee 27, Miami 24**: Dolphins win toss. Chad Henne throws interception. Rob Bironas kicks 46-yard FG at 11:24.

Oct. 17, 2010 – Miami 23, at Green Bay 20: Dolphins win toss. Miami and Packers forced to punt. Dan Carpenter kicks 44-yard FG at 9:06.

Oct. 23, 2011 – Denver 18, at Miami 15: Dolphins win toss. Miami and Broncos forced to punt. Matt Moore fumbles. Matt Prater kicks 52-yard FG at 7:29.

Sept. 23, 2012 – N.Y. Jets 23, at Miami 20: Jets win toss. Jets forced to punt. Dan Carpenter misses 48-yard FG wide left. Nick Folk kicks 33-yard FG at 6:04.

Sept. 30, 2012 – at Arizona 24, Miami 21: Cardinals win toss. Cardinals forced to punt. Ryan Tannehill throws interception. Jay Feely kicks 46-yard FG at 8:34.

Oct. 31, 2013 – at Miami 22, Cincinnati 20: Dolphins win toss. Teams exchange punts. Brandon Fields punt down on Cincinnati 8. Cameron Wake sacks Andy Dalton in end zone for safety at 6:42.

Sept. 25, 2016 – at Miami 30, Cleveland 24: Browns win toss but elect to kick. Teams exchange punts. Ryan Tannehill hits Jarvis Landry for 32-yard gain. Jay Ajayi rushes for 11-yard touchdown at 8:26.

Dec. 24, 2016 – Miami 34, at Buffalo 31: Bills win toss. Dan Carpenter misses 45-yard field goal wide right. Teams exchange punts. Jay Ajayi rushes for 57 yards to Buffalo 28. Six plays later, Andrew Franks kicks 27-yard field goal at 0:47.

*Playoff Game

LARGEST COMEBACKS

DOLPHINS

	MARGIN	SCORE/ QUARTER	FINAL SCORE	DATE	OPPONENT
1.	24 points	0-24 (2nd)	34-27	12/15/74	NEW ENGLAND
2.	21 points	0-21 (2nd)	24-23	12/4/05	BUFFALO
3.	18 points	3-21 (2nd)	24-21	1/4/86	CLEVELAND*
	18 points	6-24 (3rd)	28-24	11/27/94	at N.Y. Jets
	18 points	3-21 (2nd)	24-21	11/14/71	PITTSBURGH
6.	17 points	0-17 (3rd)	21-17	11/10/68	at Buffalo
	17 points	3-20 (2nd)	31-23	11/12/89	at N.Y. Jets
	17 points	0-17 (2nd)	28-20	10/29/00	GREEN BAY
	17 points	0-17 (3rd)	20-17	10/15/17	at Atlanta

NOTE: Miami's largest fourth-quarter comeback was from a 16-point deficit (0-16 to 21-16) against New Orleans on September 28, 1980.

OPPONENTS

	MARGIN	SCORE/ QUARTER	FINAL SCORE	DATE	OPPONENT
1.	23 points	7-30 (4th)	40-37 (OT)	10/23/00	at N.Y. Jets
2.	21 points	0-21 (2nd)	34-31 (OT)	10/25/87	BUFFALO
	21 points	3-24 (3rd)	27-24 (OT)	10/8/95	INDIANAPOLIS
	21 points	3-24 (2nd)	46-34	10/25/09	NEW ORLEANS
5.	18 points	10-28 (2nd)	45-28	10/9/77	at Baltimore
6.	17 points	0-17 (3rd)	21-17	10/14/01	at N.Y. Jets
	17 points	0-17 (3rd)	27-24	12/14/11	ay New England

* Playoff Game

DOLPHINS' 10 LARGEST MARGINS

... OF VICTORY

	MARGIN	SCORE	DATE	OPPONENT
1.	52 points	52-0	11/12/72	NEW ENGLAND
2.	44 points	44-0	11/11/73	BALTIMORE
3.	43 points	43-0	10/19/75	at N.Y. Jets
4.	42 points	42-0	9/10/78	at Baltimore
	42 points	45-3	11/24/86	N.Y. JETS
	42 points	42-0	10/11/87	KANSAS CITY
7.	41 points	55-14	11/24/77	at St. Louis
8.	38 points	45-7	12/20/70	BUFFALO
	38 points	41-3	10/17/71	NEW ENGLAND
	38 points	52-14	9/3/95	N.Y. JETS

... OF DEFEAT

	MARGIN	SCORE	DATE	OPPONENT
1.	55 points	62-7	1/15/00	at Jacksonville*
2.	45 points	48-3	9/28/68	KANSAS CITY
3.	41 points	41-0	10/8/67	at Kansas City
	41 points	41-0	12/14/97	at Indianapolis
5.	40 points	40-0	10/26/17	at Baltimore
6.	35 points	35-0	11/1/70	at Baltimore
	35 points	42-7	10/13/91	at Kansas City
	35 points	38-3	1/9/99	at Denver*
9.	34 points	58-24	9/18/66	at Buffalo
	34 points	44-10	10/2/66	at San Diego
	34 points	34-0	10/12/80	at New England
	34 points	37-3	11/11/12	TENNESSEE

* Playoff Game

DOLPHINS HOME AND AWAY

YEAR	HOME	PCT.	ROAD	PCT.	OVERALL	PCT.
1966	2-5	.286	1-6	.143	3-11	.214
1967	4-3	.571	0-7	.000	4-10	.286
1968	1-5-1	.214	4-3	.571	5-8-1	.393
1969	2-4-1*	.357	1-6*	.143	3-10-1	.250
1970	6-1	.857	4-3	.571	10-4	.714
1971	6-1	.857	4-2-1	.643	10-3-1	.750
1972	7-0	1.000	7-0	1.000	14-0	1.000
1973	7-0	1.000	5-2	.714	12-2	.857
1974	7-0	1.000	4-3	.571	11-3	.786
1975	5-2	.714	5-2	.714	10-4	.714
1976	3-4	.429	3-4	.429	6-8	.429
1977	6-1	.857	4-3	.571	10-4	.714
1978	7-1	.875	4-4	.500	11-5	.688
1979	6-2	.750	4-4	.500	10-6	.625
1980	5-3	.625	3-5	.375	8-8	.500
1981	6-1-1	.813	5-3	.625	11-4-1	.719
1982	4-0	1.000	3-2	.600	7-2	.778
1983	7-1	.875	5-3	.625	12-4	.750
1984	7-1	.875	7-1	.875	14-2	.875
1985	8-0	1.000	4-4	.500	12-4	.750
1986	4-4	.500	4-4	.500	8-8	.500
1987	4-3	.571	4-4	.500	8-7	.533
1988	4-4	.500	2-6	.250	6-10	.375
1989	4-4	.500	4-4	.500	8-8	.500
1990	7-1	.875	5-3	.625	12-4	.750
1991	5-3	.625	3-5	.375	8-8	.500
1992	6-2	.750	5-3	.625	11-5	.688

YEAR	HOME	PCT.	ROAD	PCT.	OVERALL	PCT.
1993	4-4	.500	5-3	.625	9-7	.563
1994	6-2	.750	4-4	.500	10-6	.625
1995	5-3	.625	4-4	.500	9-7	.563
1996	4-4	.500	4-4	.500	8-8	.500
1997	6-2	.750	3-5	.375	9-7	.563
1998	7-1	.875	3-5	.375	10-6	.625
1999	5-3	.625	4-4	.500	9-7	.563
2000	5-3	.625	6-2	.750	11-5	.688
2001	7-1	.875	4-4	.500	11-5	.688
2002	7-1	.875	2-6	.250	9-7	.563
2003	4-4	.500	6-2	.750	10-6	.625
2004	3-5	.375	1-7	.125	4-12	.250
2005	5-3	.625	4-4	.500	9-7	.563
2006	4-4	.500	2-6	.250	6-10	.375
2007	1-7#	.125	0-8	.000	1-15	.063
2008	5-3	.625	6-2	.750	11-5	.688
2009	4-4	.500	3-5	.375	7-9	.438
2010	1-7	.125	6-2	.750	7-9	.438
2011	4-4	.500	2-6	.250	6-10	.375
2012	5-3	.625	2-6	.250	7-9	.438
2013	4-4	.500	4-4	.500	8-8	.500
2014	4-4	.500	4-4@	.500	8-8	.500
2015	3-5^	.375	3-5	.375	6-10	.375
2016	6-2	.750	4-4	.500	10-6	.625
2017	4-4&	.500	2-6	.250	6-10	.375
TOTALS	253-143-3	.638	192-208-1	.480	445-351-4	.559

* Includes 38-23 loss to Boston at Tampa. # Includes 13-10 loss to N.Y. Giants at London, England.
 @ Includes 38-14 win over Oakland at London, England. ^ Includes 27-14 loss to N.Y. Jets at London, England. & Includes 20-0 loss to New Orleans at London, England.

DOLPHINS MONTH-BY-MONTH

(Regular Season)

YEAR	SEPTEMBER	OCTOBER	NOVEMBER	DECEMBER	JANUARY	RECORD
1966	0-3	2-2	0-4	1-2	0-0	3-11
1967	1-1	0-4	1-3	2-2	0-0	4-10
1968	0-3	2-1-1	2-2	1-2	0-0	5-8-1
1969	0-3	1-2-1	1-4	1-1	0-0	3-10-1
1970	1-1	3-1	3-2	3-0	0-0	10-4
1971	1-0-1	4-1	4-0	1-2	0-0	10-3-1
1972	2-0	5-0	4-0	3-0	0-0	14-0
1973	2-1	4-0	4-0	2-1	0-0	12-2
1974	2-1	3-1	3-1	3-0	0-0	11-3
1975	1-1	4-0	2-2	3-1	0-0	10-4
1976	2-1	2-3	1-3	1-1	0-0	6-8
1977	2-0	3-2	3-1	2-1	0-0	10-4
1978	2-2	4-1	2-2	3-0	0-0	11-5
1979	4-1	2-2	3-2	1-1	0-0	10-6
1980	3-1	1-3	2-3	2-1	0-0	8-8
1981	4-0	1-2-1	2-2	4-0	0-0	11-4-1
1982	2-0	0-0	1-1	3-1	1-0	7-2
1983	3-1	3-2	3-1	3-0	0-0	12-4
1984	5-0	4-0	3-1	2-1	0-0	14-2
1985	3-1	2-2	3-1	4-0	0-0	12-4
1986	1-3	2-2	3-2	2-1	0-0	8-8
1987	1-1	1-3	3-2	3-1	0-0	8-7
1988	1-3	4-1	0-4	1-2	0-0	6-10
1989	1-2	3-2	3-1	1-3	0-0	8-8
1990	3-1	3-0	3-1	3-2	0-0	12-4
1991	2-3	1-2	3-1	2-2	0-0	8-8
1992	3-0	3-1	2-3	3-1	0-0	11-5

YEAR	SEPTEMBER	OCTOBER	NOVEMBER	DECEMBER	JANUARY	RECORD
1993	2-1	4-0	3-1	0-4	0-1	9-7
1994	3-1	3-1	2-2	2-2	0-0	10-6
1995	3-0	2-3	1-3	3-1	0-0	9-7
1996	3-1	1-3	2-2	2-2	0-0	8-8
1997	2-2*	3-1	3-2	1-2	0-0	9-7
1998	3-0	2-2	3-2	2-2	0-0	10-6
1999	2-0	4-1	2-2	1-3	0-1	9-7
2000	3-1	3-1	3-1	2-2	0-0	11-5
2001	2-1	2-1	3-1	3-2	1-0	11-5
2002	3-1	2-1	2-2	2-3	0-0	9-7
2003	2-1	3-1	3-2	2-2	0-0	10-6
2004	0-3	1-3	1-3	2-2	0-1	4-12
2005	2-1	1-3	1-3	4-0	1-0	9-7
2006	1-2	0-4	4-0	1-4	0-0	6-10
2007	0-4	0-4	0-3	1-4	0-0	1-15
2008	1-2	2-2	4-1	4-0	0-0	11-5
2009	0-3	2-1	3-2	2-2	0-1	7-9
2010	2-1	2-2	2-2	1-3	0-1	7-9
2011	0-3	0-4	3-1	2-2	1-0	6-10
2012	1-3	3-0	1-3	2-3	0-0	7-9
2013	3-1	1-3	1-2	3-2	0-0	8-8
2014	2-2	2-1	2-2	2-3	0-0	8-8
2015	1-2	2-2	1-3	1-3	1-0	6-10
2016	1-3	2-1	4-0	3-1	0-1	10-6
2017	1-1	3-2	0-4	2-3	0-0	6-10
TOTALS	95-74-1	117-87-3	118-98	110-86	5-6	445-351-4

* Includes August 31, 1997, 16-10 win over Indianapolis.

PRIME TIME DOLPHINS

YEAR	DATE	OPPONENT	SCORE		NETWORK	ATTENDANCE
1970	Mon., Nov. 30	at Atlanta	20-7	W	ABC	53,303
1971	Mon., Nov. 29	CHICAGO	34-3	W	ABC	73,071
1972	Mon., Nov. 27	ST. LOUIS	31-10	W	ABC	78,190
1973	Mon., Oct. 15	at Cleveland	17-9	W	ABC	72,070
1973	Mon., Dec. 3	PITTSBURGH	30-26	W	ABC	68,901
1974	Mon., Oct. 7	N.Y. JETS	21-17	W	ABC	61,527
1974	Mon., Dec. 2	CINCINNATI	24-3	W	ABC	71,962
1975	Mon., Sept. 22	OAKLAND	21-31	L	ABC	78,744
1975	Mon., Dec. 1	NEW ENGLAND	20-7	W	ABC	61,963
1976	Mon., Sept. 13	at Buffalo	30-21	W	ABC	77,683
1976	Mon., Nov. 22	BALTIMORE	16-17	L	ABC	62,104
1977	Mon., Dec. 5	BALTIMORE	17-6	W	ABC	68,977
1978	Mon., Oct. 9	CINCINNATI	21-0	W	ABC	54,729
1978	Mon., Nov. 20	at Houston	30-35	L	ABC	50,290
1978	Mon., Dec. 18	NEW ENGLAND	23-3	W	ABC	72,071
1979	Mon., Oct. 8	at Oakland	3-13	L	ABC	52,419
1979	Mon., Nov. 5	HOUSTON	6-9	L	ABC	70,273
1979	Thur., Nov. 29	NEW ENGLAND	39-24	W	ABC	69,174
1980	Mon., Oct. 27	at N.Y. Jets	14-17	L	ABC	53,046
1980	Thur., Nov. 20	SAN DIEGO	24-27	L (OT)	ABC	63,013
1980	Mon., Dec. 8	NEW ENGLAND	16-13	W (OT)	ABC	63,292
1981	Thur., Sept. 10	PITTSBURGH	30-10	W	ABC	74,190
1981	Mon., Oct. 12	at Buffalo	21-31	L	ABC	78,576
1981	Mon., Nov. 30	PHILADELPHIA	13-10	W	ABC	67,797
1982	Mon., Nov. 29	at Tampa Bay	17-23	L	ABC	54,854
1982	Mon., Dec. 27	BUFFALO	27-10	W	ABC	73,924
1983	Mon., Sept. 19	at L.A. Raiders	14-27	L	ABC	57,796
1983	Mon., Nov. 28	CINCINNATI	38-14	W	ABC	74,506
1983	Fri., Dec. 16	N.Y. JETS	34-14	W	ABC	59,975
1984	Mon., Sept. 17	at Buffalo	21-17	W	ABC	65,455
1984	Mon., Nov. 26	N.Y. JETS	28-17	W	ABC	74,884

YEAR	DATE	OPPONENT	SCORE		NETWORK	ATTENDANCE
1984	Mon., Dec. 17	DALLAS	28-21	W	ABC	74,139
1985	Mon., Oct. 14	at N.Y. Jets	7-23	L	ABC	73,807
1985	Mon., Dec. 2	CHICAGO	38-24	W	ABC	75,594
1985	Mon., Dec. 16	NEW ENGLAND	30-27	W	ABC	69,489
1986	Mon., Nov. 10	at Cleveland	16-26	L	ABC	77,949
1986	Mon., Nov. 24	N.Y. JETS	45-3	W	ABC	70,206
1986	Mon., Dec. 22	NEW ENGLAND	27-34	L	ABC	74,516
1987	Sun., Nov. 22	at Dallas	20-14	W	ESPN	56,519
1987	Mon., Dec. 7	N.Y. JETS	37-28	W	ABC	62,592
1987	Sun., Dec. 20	WASHINGTON	23-21	W	ESPN	65,715
1987	Mon., Dec. 28	NEW ENGLAND	10-24	L	ABC	61,192
1988	Mon., Nov. 14	BUFFALO	6-31	L	ABC	67,091
1988	Sun., Nov. 20	NEW ENGLAND	3-6	L	ESPN	53,526
1988	Mon., Dec. 12	CLEVELAND	38-31	W	ABC	61,884
1989	Sun., Dec. 10	NEW ENGLAND	31-10	W	ESPN	55,918
1990	Thur., Oct. 18	NEW ENGLAND	17-10	W	TNT	62,630
1990	Mon., Nov. 19	L.A. RAIDERS	10-13	L	ABC	70,553
1990	Sun., Dec. 9	PHILADELPHIA	23-20	W (OT)	ESPN	67,034
1991	Sun., Nov. 10	NEW ENGLAND	30-20	W	ESPN	56,065
1991	Mon., Nov. 18	BUFFALO	27-41	L	ABC	71,062
1991	Mon., Dec. 9	CINCINNATI	37-13	W	ABC	60,616
1992	Mon., Sept 14	at Cleveland	27-23	W	ABC	74,765
1992	Mon., Nov. 16	BUFFALO	20-26	L	ABC	70,629
1992	Mon., Dec. 14	L.A. RAIDERS	20-7	W	ABC	67,098
1992	Sun., Dec. 20	N.Y. JETS	19-17	W	ESPN	68,275
1993	Mon., Oct. 4	WASHINGTON	17-10	W	ABC	68,568
1993	Sun., Oct. 24	INDIANAPOLIS	41-27	W	TNT	57,301
1993	Mon., Dec 13	PITTSBURGH	20-21	L	ABC	70,232
1993	Mon., Dec. 27	at San Diego	20-45	L	ABC	60,311
1994	Sun., Oct. 2	at Cincinnati	23-7	W	TNT	55,056
1994	Sun., Dec. 4	BUFFALO	31-42	L	ESPN	69,358
1994	Mon., Dec. 12	KANSAS CITY	45-28	W	ABC	71,578
1994	Sun., Dec. 25	DETROIT	27-20	W	ESPN	70,980
1995	Mon., Sept. 18	PITTSBURGH	23-10	W	ABC	72,874
1995	Sun., Nov. 5	at San Diego	24-14	W	ESPN	61,996
1995	Mon., Nov. 20	SAN FRANCISCO	20-44	L	ABC	73,080
1995	Mon., Dec. 11	KANSAS CITY	13-6	W	ABC	70,321
1996	Sun., Sept. 8	at Arizona	38-10	W	TNT	55,444
1996	Mon., Sept. 23	at Indianapolis	6-10	L	ABC	60,891
1996	Mon., Nov. 25	PITTSBURGH	17-24	L	ABC	73,489
1996	Mon., Dec. 16	BUFFALO	16-14	W	ABC	67,016
1997	Sun., Sept. 21	at Tampa Bay	21-31	L	TNT	73,314
1997	Mon., Oct. 27	CHICAGO*	33-36	L (OT)	ABC	73,156
1997	Mon., Nov. 17	BUFFALO	30-13	W	ABC	74,155
1997	Sun., Dec. 7	DETROIT	33-30	W	ESPN	72,266
1997	Mon., Dec. 22	NEW ENGLAND	12-14	L	ABC	74,379
1998	Mon., Oct. 12	at Jacksonville	21-28	L	ABC	74,051
1998	Mon., Nov. 23	at New England	23-26	L	ABC	58,729
1998	Sun., Dec. 13	N.Y. JETS	16-21	L	ESPN	74,369
1998	Mon., Dec. 21	DENVER	31-21	W	ABC	74,363
1999	Mon., Sept. 13	at Denver	38-21	W	ABC	75,623
1999	Mon., Oct. 4	BUFFALO	18-23	L	ABC	74,073
1999	Sun., Nov. 7	TENNESSEE	17-0	W	ESPN	74,109
1999	Mon., Dec. 27	N.Y. JETS	31-38	L	ABC	74,230
2000	Sun., Sept. 17	BALTIMORE	19-6	W	ESPN	73,464
2000	Mon., Oct. 23	at N.Y. Jets	37-40	L (OT)	ABC	78,389
2001	Sun., Sept. 9	at Tennessee	31-23	W	ESPN	68,798
2001	Mon., Dec. 10	INDIANAPOLIS	41-6	W	ABC	73,858
2002	Sun., Oct. 13	at Denver	24-22	W	ESPN	75,941
2002	Mon., Nov. 4	at Green Bay	10-24	L	ABC	63,284
2002	Sun., Nov. 10	at N.Y. Jets	10-13	L	ESPN	78,920
2002	Mon., Dec. 9	CHICAGO	27-9	W	ABC	73,609
2003	Sun., Sept. 21	BUFFALO	17-7	W	ESPN	73,458
2003	Mon., Oct. 27	at San Diego*	26-10	W	ABC	73,014
2003	Sun., Nov. 23	WASHINGTON	24-23	W	ESPN	73,578
2003	Mon., Dec. 15	PHILADELPHIA	27-34	L	ABC	73,780
2004	Sun., Sept. 19	at Cincinnati	13-16	L	ESPN	65,705

2004	Sun., Sept. 26	PITTSBURGH®	3-13	L	CBS	72,225
2004	Mon., Nov. 1	at N.Y. Jets	14-41	L	ABC	78,216
2004	Mon., Dec. 20	NEW ENGLAND	29-28	W	ABC	73,629
2004	Sun., Dec. 26	CLEVELAND	10-7	W	ESPN	73,169
2005	Fri., Oct. 21	KANSAS CITY*	20-30	L	CBS	68,350
2006	Thur., Sept. 7	at Pittsburgh	17-28	L	NBC	64,927
2006	Mon., Dec. 25	N.Y. JETS	10-13	L	ESPN	73,500
2007	Mon., Nov. 26	at Pittsburgh	0-3	L	ESPN	57,704
2009	Mon., Sept. 21	INDIANAPOLIS	23-27	L	ESPN	66,227
2009	Mon., Oct. 12	N.Y. JETS	31-27	W	ESPN	69,767
2009	Thur., Nov. 19	at Carolina	24-17	W	NFLN	73,475
2010	Sun., Sept. 26	N.Y. JETS	23-31	L	NBC	70,481
2010	Mon., Oct. 4	NEW ENGLAND	14-41	L	ESPN	69,090
2010	Thur., Nov. 18	CHICAGO	0-16	L	NFLN	68,752
2011	Mon., Sept. 12	NEW ENGLAND	24-38	L	ESPN	66,860
2011	Mon., Oct. 17	at N.Y. Jets	6-24	L	ESPN	78,912
2012	Thurs., Nov. 11	at Buffalo	14-19	L	NFLN	69,118
2013	Mon., Sept. 30	at New Orleans	17-38	L	ESPN	73,118
2013	Thur., Oct. 31	CINCINNATI	22-20	W (OT)	NFLN	52,388
2013	Mon. Nov. 11	at Tampa Bay	19-22	L	ESPN	64,448
2014	Thurs., Nov. 13	BUFFALO	22-9	W	NFLN	71,573
2014	Mon., Dec. 1	at N.Y. Jets	16-13	W	ESPN	78,160
2015	Thur., Oct. 29	at New England	7-36	L	NFLN	66,829
2015	Mon., Dec. 14	N.Y. Giants	24-31	L	ESPN	65,408
2016	Thur., Sept. 29	at Cincinnati	7-22	L	NFLN	60,834
2016	Sat., Dec. 17	at N.Y. Jets	34-13	W	NFLN	78,160
2017	Thur., Oct. 26	at Baltimore	0-40	L	CBS/NFLN	70,408
2017	Sun., Nov. 5	OAKLAND	24-27	L	NBC	65,139
2017	Mon., Nov. 13	at Carolina	21-45	L	ESPN	72,790
2017	Mon., Dec. 11	NEW ENGLAND	27-20	W	ESPN	65,548

TOTALS: 42-42 Monday Night (34-22 home, 8-20 road); 27-17 Other (19-9 home, 8-8 road)

* Game originally scheduled for Sun., Oct. 26 postponed to Mon., Oct. 27 due to Game 7 of World Series.

Game played at Sun Devil Stadium in Tempe, Ariz. due to California wildfires.

@ Game originally scheduled to start at 1:00 p.m. but moved back to 8:30 p.m. because of Hurricane Jeanne.

% Game originally scheduled for Sunday, October 23 at 1:00 p.m. but moved up to Friday, October 21 at 7:00 p.m. because of the impending arrival of Hurricane Wilma.

DOLPHINS' 10 LARGEST CROWDS

(Regular Season and Postseason games only)

1966-96 = actual attendance

1997-2017 = paid attendance

HOME (Modernized Hard Rock Stadium, 2015-17)®

ATTENDANCE	DATE	OPPONENT	RESULT
1. 66,163	1/1/17	New England	14-35 L
2. 65,856	11/27/16	San Francisco	31-24 W
3. 65,750	12/11/16	Arizona	26-23 W
4. 65,722	11/6/16	N.Y. Jets	27-23 W
5. 65,658	10/23/16	Buffalo	28-25 W
6. 65,571	12/31/17	Buffalo	16-22 L
7. 65,548	12/11/17	New England	27-20 W
8. 65,482	12/27/15	Indianapolis	12-18 L
9. 65,408	12/14/15	N.Y. Giants	24-31 L
10. 65,351	10/16/16	Pittsburgh	30-15 W

HOME (Hard Rock Stadium, 1987-14)®

ATTENDANCE	DATE	OPPONENT	RESULT
1. 75,283	10/27/96	Dallas	10-29 L
2. 74,379	12/22/97	New England	12-14 L
3. 74,369	12/13/98	N.Y. Jets	16-21 L
4. 74,363	12/21/98	Denver	31-21 W
5. 74,320	11/19/00	N.Y. Jets	3-20 L

	ATTENDANCE	DATE	OPPONENT	RESULT	
6.	74,307	12/10/00	Tampa Bay	13-16	L
7.	74,295	11/21/99	New England	27-17	W
8.	74,259	11/18/01	N.Y. Jets	0-24	L
9.	74,240	1/4/09	#Baltimore	9-27	L
10.	74,230	12/27/99	N.Y. Jets	31-38	L

HOME (Orange Bowl, 1966-86)

	ATTENDANCE	DATE	OPPONENT	RESULT	
1.	78,939	1/2/72	#Baltimore	21-0	W
2.	78,914	11/19/72	N.Y. Jets	28-24	W
3.	78,744	9/22/75	Oakland	21-31	L
4.	78,196	12/24/72	#Cleveland	20-14	W
5.	77,596	10/15/72	San Diego	24-10	W
6.	76,801	11/27/72	St. Louis	31-10	W
7.	76,696	12/16/72	Baltimore	16-0	W
8.	76,029	1/6/85	#Pittsburgh	45-28	W
9.	75,770	12/23/73	#Cincinnati	34-16	W
10.	75,594	12/2/85	Chicago	38-24	W

ROAD

	ATTENDANCE	DATE	OPPONENT	RESULT	
1.	103,667	1/30/83	*Washington (at Pasadena)	17-27	L
2.	90,163	9/9/07	Washington	13-16 (OT)	L
3.	87,418	11/24/11	Dallas	19-20	L
4.	85,462	1/14/73	*Washington (at L.A.)	14-7	W
5.	84,059	1/20/85	*San Francisco (at Stanford)	16-38	L
6.	83,483	11/20/16	Los Angeles	14-10	W
7.	83,436	9/28/14	Oakland (at London, Eng.)	38-14	W
8.	80,591	1/16/72	*Dallas (at New Orleans)	3-24	L
9.	80,374	11/18/79	Cleveland	24-30	L
10.	80,368	10/4/92	Buffalo	37-10	W

Playoff Game *Super Bowl

® 81,176 saw the Dolphins and Giants play on October 28, 2007 at London's Wembley Stadium, which was designated as a Dolphins home game. 83,986 saw the Dolphins and Jets play on October 4, 2015 at London's Wembley Stadium, which was designated as a Dolphins home game. 84,423 saw the Dolphins and Saints play on October 1, 2017 at London's Wembley Stadium, which was designated as a Dolphins home game.

NOTE: The largest attendance for a Dolphins game was 104,629 for a preseason game against Denver in Mexico City on Aug. 4, 1997.

ATTENDANCE

7 home, 7 away from 1966-1977; 8 home, 8 away from 1979-1981, 1983-86, 1988-17; 4 home, 5 away in 1982; 7 home, 8 away in 1987

TICKETS DISTRIBUTED, REGULAR SEASON

YEAR	HOME TOTAL	HOME AVERAGE	ROAD TOTAL	ROAD AVERAGE	TICKETS DIST.
1966	183,934	26,276	243,276	34,754	427,210
1967	202,874	28,982	256,029	36,576	458,903
1968	216,734	30,962	252,271	36,039	469,005
1969	242,815	34,687	280,957	40,137	523,772
1970	440,141	62,877	348,918	49,845	789,059
1971	482,879	68,982	413,194	59,028	896,073
1972	557,881	79,697	421,503	60,215	979,384
1973	551,270	78,753	474,477	67,782	1,025,747
1974	537,418	76,774	409,643	58,520	947,061
1975	487,758	69,680	424,325	60,618	912,083
1976	400,109	57,158	431,595	61,656	831,704
1977	370,282	52,898	405,979	57,997	776,261
1978	488,068	61,009	434,188	54,274	922,256
1979	498,080	62,260	498,262	62,283	996,342
1980	423,500	52,938	463,890	57,986	887,390

YEAR	HOME TOTAL	HOME AVERAGE	ROAD TOTAL	ROAD AVERAGE	TICKETS DIST.
1981	515,103	64,388	468,204	58,526	983,307
1982	247,173	61,975	235,044	47,008	482,217
1983	527,358	65,920	490,497	61,312	1,017,855
1984	542,722	67,840	488,166	61,021	1,030,888
1985	560,447	70,055	514,831	64,354	1,075,278
1986	538,683	67,335	556,232	69,529	1,094,915
1987	476,610	68,087	451,943	56,493	928,553
1988	535,851	66,981	533,744	66,178	1,069,595
1989	492,455	61,557	504,448	63,056	996,903
1990	532,931	66,616	528,665	66,083	1,057,287
1991	507,935	63,492	527,132	65,892	1,035,067
1992	543,995	67,999	539,319	67,415	1,083,314
1993	570,676	71,335	540,515	67,564	1,111,191
1994	593,480	74,185	517,482	64,685	1,110,962
1995	601,954	75,244	528,517	65,940	1,130,471
1996	600,849	75,106	514,408	64,301	1,115,257

ACTUAL, REGULAR SEASON

YEAR	HOME TOTAL	HOME AVERAGE	ROAD TOTAL	ROAD AVERAGE	ALL ACTUAL
1966	177,349	25,336	237,423	33,918	414,772
1967	189,815	27,116	238,289	34,041	428,104
1968	208,987	29,856	237,849	33,978	446,836
1969	226,348	32,335	264,191	37,742	490,539
1970	413,422	59,060	334,422	47,774	747,844
1971	464,658	66,380	403,174	57,596	867,832
1972	544,162	77,737	414,056	59,151	880,058
1973	442,482	63,212	437,554	62,508	880,036
1974	457,768	65,395	397,324	56,761	855,092
1975	453,353	64,765	401,731	57,390	855,084
1976	358,817	51,260	418,727	59,818	777,544
1977	339,698	48,528	383,253	54,750	722,951
1978	465,251	58,156	421,856	52,732	887,107
1979	455,137	56,892	475,116	59,390	930,253
1980	384,829	48,104	439,024	54,878	823,853
1981	489,292	61,161	459,962	57,495	949,254
1982	239,346	59,837	205,948	43,390	445,294
1983	487,939	60,992	451,995	56,499	939,934
1984	524,874	65,609	471,050	58,883	995,924
1985	542,228	67,812	491,990	61,499	1,034,218
1986	467,288	58,411	529,603	66,200	996,891
1987	394,672	56,382	392,118	49,015	786,790
1988	469,276	58,660	470,243	58,780	939,519
1989	447,663	55,958	481,003	60,125	928,666
1990	510,359	63,794	508,113	63,514	1,018,472
1991	476,858	59,607	496,006	62,001	972,864
1992	512,576	64,072	505,503	63,188	1,018,079
1993	537,920	67,240	519,542	64,943	1,057,462
1994	558,057	69,757	506,381	63,298	1,064,438
1995	560,917	70,115	501,583	62,698	1,062,500
1996	545,918	68,240	476,379	59,547	1,022,297

PAID, REGULAR SEASON

YEAR	HOME TOTAL	HOME AVERAGE	ROAD TOTAL	ROAD AVERAGE	PAID TOTAL
1997	574,811	71,851	522,208	65,276	1,097,019
1998	581,784	72,723	546,530	68,316	1,128,314
1999	592,161	74,020	547,485	68,436	1,139,646
2000	589,909	73,738	528,974	66,121	1,118,883
2001	588,127	73,515	531,480	66,435	1,119,607
2002	585,523	73,190	558,981	69,872	1,144,504
2003	587,787	73,473	570,449	71,306	1,158,236
2004	580,808	72,601	563,061	70,382	1,143,869
2005	575,256	71,907	532,541	66,567	1,107,797
2006	585,973	73,246	533,282	66,660	1,119,255
2007	577,835*	72,229	577,126	72,140	1,154,961
2008	523,919	65,489	544,046	68,005	1,067,965
2009	540,342	67,543	554,353	69,294	1,094,695

YEAR	HOME TOTAL	HOME AVERAGE	ROAD TOTAL	ROAD AVERAGE	PAID TOTAL
2010	541,959	67,745	534,090	66,761	1,076,049
2011	487,089	60,886	577,292	72,162	1,064,381
2012	459,033	57,375	546,084	68,261	1,005,117
2013	514,553	64,319	526,992	65,874	1,041,545
2014	560,280	70,035	568,518**	71,065	1,128,748
2015	537,548***	67,194	555,772	69,472	1,093,320
2016	524,101	65,513	549,031	68,629	1,073,132
2017	540,932****	67,617	510,139	63,767	1,051,071

* Includes figure of 81,176 for game on October 28, 2007 against N.Y. Giants at London's Wembley Stadium that was designated as a home game.

** Includes figure of 83,436 for game on September 28, 2014 against Oakland at London's Wembley Stadium that was designated as a road game.

*** Includes figure of 83,986 for game on October 4, 2015 against N.Y. Jets at London's Wembley Stadium that was designated as a home game.

**** Includes figure of 84,423 for game on October 1, 2017 against New Orleans at London's Wembley Stadium that was designated as a home game.

PRESEASON

YEAR	PRESEASON HOME	PRESEASON ROAD	PRESEASON TOTAL
1966	1- 36,366	3- 55,154	4- 91,520
1967	2- 86,693	3- 39,414	5-126,107
1968	3-145,257	2- 27,003	5-172,260
1969	3-140,514	3- 67,759	6-208,273
1970	4-246,176	2- 46,008	6-292,184
1971	4-237,753	2- 92,344	6-330,097
1972	3-222,821	3-161,100	6-383,921
1973	4-313,411	2-104,550	6-417,961
1974	3-193,442	3-157,681	6-351,123
1975	4-213,186	2-107,190	6-320,376
1976	2-102,338	4-227,598	6-329,936
1977	2- 81,517	4-218,777	6-300,294
1978	2- 97,461	*3-142,278	5-239,739
1979	2- 94,095	2-118,327	4-212,422
1980	2- 83,331	2-115,230	4-198,561
1981	2- 82,792	2-102,272	4-185,064
1982	2- 91,938	2-115,581	4-207,519
1983	1- 38,735	3-160,308	4-199,043
1984	1- 46,705	3-147,125	4-193,830
1985	2- 78,686	2- 78,501	4-157,187
1986	2- 96,581	2-104,500	4-201,081
1987	2-129,687	2-113,016	4-242,703
1988	2-101,065	≠3-152,384	5-253,449
1989	2- 92,833	2-108,150	4-200,983
1990	2- 89,586	2-108,853	4-198,439
1991	2- 94,038	#3-175,064	5-269,102
1992	2- 92,939	‡3-183,934	5-276,873
1993	2- 93,129	2-111,181	4-204,310
1994	2- 98,466	3-161,412	5-259,878
1995	2-100,301	2-101,174	4-201,475
1996	2-106,739	2- 90,898	4-197,637
1997	2-115,182	@3-198,742	5-313,924
1998	2-121,099	2-117,457	4-238,556
1999	2-121,038	2-124,347	4-245,385
2000	2-118,990	2- 92,826	4-211,816
2001	2-118,990	\$3-147,591	5-266,581
2002	2-114,043	2-134,440	4-248,483
2003	2-121,354	2-118,228	4-239,582
2004	2-140,090	2-129,892	4-269,982
2005	2-139,508	%3-141,400	5-280,908
2006	2-139,982	2-136,617	4-276,599
2007	2-137,059	2-139,143	4-276,202
2008	2-124,276	2-133,935	4-258,211
2009	2-117,275	2-132,067	4-294,342
2010	2-118,252	2-133,129	4-251,381

YEAR	PRESEASON HOME	PRESEASON ROAD	PRESEASON TOTAL
2011	2- 94,884	2-111,770	4-206,654
2012	2- 87,880	2-142,076	4-229,956
2013	2- 95,808	+3-152,900	5-248,708
2014	2- 98,963	2-119,045	4-218,058
2015	2-110,336	2-131,125	4-241,461
2016	**2- 94,166	2-156,437	4-250,603
2017	2-128,735	2-136,005	4-264,740

* Includes 18,355 in Hall of Fame game at Canton, Ohio; † Includes 70,535 in American Bowl game in London, England; ‡ Includes 51,122 in American Bowl game in Tokyo, Japan; § Includes 60,813 in American Bowl game in Berlin, Germany; @ Includes 104,629 in American Bowl game in Mexico City, Mexico; \$ Includes 22,736 in Hall of Fame Game at Canton, Ohio; % Includes 22,792 in Hall of Fame Game at Canton, Ohio; + Includes 22,364 in Hall of Fame Game at Canton, Ohio; ** includes 45,974 in home game played at Orlando, Fla.

HISTORICAL HIGHLIGHTS

1965

- March 3 – Minneapolis lawyer Joseph Robbie meets AFL Commissioner Joe Foss in Washington, and Foss advises Robbie to apply for an expansion franchise in Miami.
- May 6 – Joseph Robbie meets Miami Mayor Robert King High to ascertain the availability of the Orange Bowl stadium, and the mayor agrees to invite the AFL to Miami.
- June 7 – AFL Executive Committee votes to expand in 1966 at a meeting in Monmouth Park, N.J.
- Aug. 16 – AFL awards its first expansion franchise to Joseph Robbie and television star Danny Thomas for \$7.5 million.
- Nov. 27 – Miami picks Kentucky QB Rick Norton and Illinois RB Jim Grabowski in first round of AFL's college draft.
- Dec. 16 – Miami Dolphins, Ltd. organizes as a Florida limited partnership. Joseph Robbie becomes Managing General Partner and Danny Thomas Sports, Inc., becomes the other general partner.

1966

- Jan. 15 – Miami picks 31 players from eight teams in AFL expansion draft. One of the draftees, T Norm Evans of Houston, would play 10 seasons at right tackle.
- Jan. 29 – George Wilson becomes first head coach after eight years coaching the Detroit Lions (57-46-6 and NFL champions in 1957) and one year as a Washington assistant.
- June 8 – AFL merges into NFL with Pete Rozelle as commissioner. An AFL-NFL championship game is scheduled for the next January followed by a common draft.
- July 5 – Dolphins open first training camp at St. Petersburg Beach as 83 players report.
- Aug. 7 – Training camp moves to St. Andrews School in Boca Raton, Fla.
- Sept. 2 – Joe Auer returns opening kickoff 95 yards for Dolphin TD in first regular-season game, but Oakland wins, 23-14, at Orange Bowl before 26,776 spectators.
- Oct. 16 – Dolphins end string of nine losses (four in preseason) by defeating Denver, 24-7, for first win in franchise history.
- Oct. 23 – Miami earns club's first road win with a 20-13 decision over Houston at Rice Stadium.

1967

- June 1 – Joseph Robbie and W. H. Keland purchase the interest of Danny Thomas and agree to equalize present holdings in Miami Dolphins, Ltd., whenever either acquires outside holdings.
- Aug. 19 – Record crowd of 50,822 sees first interleague game, which Atlanta wins, 27-17.
- Sept. 17 – QB John Stofa breaks his right ankle shortly after scoring a TD, and rookie Bob Griese directs 35-21 victory over Denver at Orange Bowl. RB Abner Haynes gains 151 yards in season opener. Griese throws 68-yard TD pass to Joe Auer.
- Nov. 26 – Dolphins end eight-game losing streak by defeating Buffalo, 17-14, on a fourth-down, 31-yard TD pass from Bob Griese to Howard Twilley with 1:01 remaining.

1968

- Aug. 17 – Dolphins gain first interleague victory, 23-7 over Philadelphia at Orange Bowl.
- Aug. 31 – AFL-record crowd of 68,125 at Orange Bowl sees Coach Don Shula's Baltimore Colts win interleague game, 22-13.

1969

- May 10 – Pro football realignment for 1970 places Dolphins in AFC East with Boston, Buffalo, New York Jets and NFL's Baltimore.
- May 16 – Joseph Robbie becomes majority owner of Dolphins when he is joined by five Miami businessmen in purchasing the interest of W. H. Keland.

1970

- Feb. 18 – Don Shula, 40, becomes head coach and vice president after seven years coaching the Baltimore Colts (71-23-4). He succeeds George Wilson, who coached the Dolphins for four years (15-39-2).
- April 11 – Dolphins join scouting combine BLESTO-V.
- April 13 – NFL Commissioner Pete Rozelle gives the Dolphins' 1971 first-round draft pick to Baltimore as compensation for loss of Don Shula.
- April 20 – Don Shula completes coaching staff with Mike Scarry (defensive line), Monte Clark (offensive line), Bill Arnsparger (defensive coordinator), Howard Schnellenberger (offensive coordinator), Carl Taseff (offensive backs) and holdover Tom Keane (defensive backs).
- April 25 – Don Shula meets 47 players for indoctrination camp at University of Miami.
- July 12 – Rookies report to new training headquarters at Biscayne College in North Miami.
- Aug. 29 – Record crowd of 76,712 sees fourth consecutive preseason victory, 20-13 over Baltimore.
- Dec. 20 – Dolphins extend winning streak to six games and clinch franchise's first playoff berth with 45-7 victory over Buffalo at Orange Bowl.
- Dec. 27 – Dolphins drop a 21-14 decision to the Oakland Raiders at the Oakland-Alameda County Coliseum in club's first-ever playoff game.

1971

- Oct. 17 – QB Bob Griese sets NFL record with three consecutive passes for TDs in first quarter of 41-3 victory over New England at Orange Bowl.
- Nov. 7 – Dolphins post first-ever shutout, 34-0 over Buffalo at Orange Bowl, although Bills gained 364 yards.
- Dec. 19 – Record regular-season crowd of 74,215 paid sees Dolphins win first AFC East title by defeating Green Bay, 27-6. FB Larry Csonka becomes club's first 1,000-yard rusher with 1,051 yards, and placekicker Garo Yepremian leads NFL with 117 points.
- Dec. 25 – Dolphins win longest game (82 minutes, 40 seconds) in pro football history, 27-24 at Kansas City, as Garo Yepremian kicks 37-yard field goal in second overtime of AFC semifinal playoff. The victory marked the first postseason win in franchise history.

1972

- Jan. 2 – Dolphins stymie Baltimore, 21-0, for first AFC Championship before 78,629 spectators at Orange Bowl. Colts are scoreless for first time in 97 games and strong safety Dick Anderson returns interception 62 yards for TD.
- Jan. 16 – Dallas rushes for 252 yards in defeating Dolphins, 24-3, in Super Bowl VI before 81,035 spectators at Tulane Stadium in New Orleans.
- April 25 – Dolphins claim 16-year pro QB Earl Morrall, age 38, on waivers from Baltimore.
- Oct. 1 – Dolphins end season ticket sale at record 69,303.
- Oct. 15 – QB Earl Morrall replaces injured Bob Griese (broken right leg, dislocated ankle) at Orange Bowl and finishes 24-10 victory over San Diego for 5-0 record.
- Nov 12 – Don Shula becomes first NFL coach to win 100 regular-season games in 10 seasons as Dolphins smother New England, 52-0, with 501 total yards at Orange Bowl.
- Dec. 16 – Dolphins achieve NFL's first 14-0 regular-season record and break NFL rushing record with 2,960 yards by defeating Baltimore 16-0 at Orange Bowl.
- Dec. 31 – QB Bob Griese comes off bench in 7-7 battle in third quarter after 10-game absence and rallies Dolphins to 21-17 victory at Pittsburgh to repeat as AFC Champions.

1973

- Jan. 14 – Dolphins cap a perfect season in Super Bowl VII at Los Angeles by defeating Washington, 14-7, for NFL's first and only unbeaten, untied record. A 28-yard TD pass from Bob Griese to Howard Twilley and interceptions by linebacker Nick Buoniconti and safety Jake Scott are key plays. Scott, who recorded two interceptions on the day, is named game's MVP, becoming the first defensive back to earn such recognition.
- April 18 – Dolphins surpass NFL record with 74,961 season ticket sales. Kansas City held old record of 72,855 in 1972.
- Sept. 30 – RB Mercury Morris sets a Dolphins single-game rushing record of 197 yards on 15 carries with three TDs (24, 70, 35) in 44-23 win over New England at Orange Bowl. It's a regular season record that stands until 2002 when Ricky Williams eclipses the mark.
- Dec. 15 – WR Paul Warfield catches four TD passes (21, 7, 16, 4) from Bob Griese in first half of 34-7 victory over Detroit at Orange Bowl. Dolphins compile best two-year record (26-2) in NFL history.
- Dec. 30 – Dolphins rush for 266 yards in defeating Oakland 27-10 for unprecedented third straight AFC Championship at Orange Bowl.

1974

- Jan. 13 – Dolphins overpower Minnesota, 24-7, in Super Bowl VIII at Rice Stadium in Houston for second consecutive NFL Championship. FB Larry Csonka gains 145 yards on 33 carries as Dolphins outscore three playoff foes, 85-33. Csonka is honored as game's MVP.
- Jan. 20 – Garo Yepremian kicks five field goals for AFC, including 42-yarder with 21 seconds remaining, for 15-13 victory in Pro Bowl at Kansas City. Yepremian becomes the first Dolphin to be named MVP of the Pro Bowl.
- March 31 – FB Larry Csonka, WR Paul Warfield and RB Jim Kiick sign \$3.3 million package deal in Toronto to play for John Bassett in World Football League.
- July 1 – NFL Players Association declares strike, and Dolphin Managing General Partner Joseph Robbie charges NFLPA with search and destroy mission.
- July 10 – Chicago Tribune Charities cancels July 26 College All-Star Game with Dolphins due to strike.
- July 17 – Seven veterans cross picket line: C Jim Langer, S Jake Scott, TE Jim Mandich, LB Bob Matheson, QB Earl Morrall and RBs Don Nottingham and Mercury Morris.
- Aug. 14 – Strike ends after seven weeks.
- Dec. 15 – Dolphins rally from 24-point deficit to defeat New England 34-27 for 31st consecutive victory (excluding preseason) at Orange Bowl. QB Earl Morrall passes for 288 yards as Miami closes with 11-3 record.
- Dec. 21 – Raiders spoil Dolphins' bid for third consecutive NFL Championship, 28-26, in AFC semifinal at Oakland on 8-yard TD pass from Ken Stabler to Clarence Davis with 26 seconds remaining.

1975

- Sept. 22 – Winning streak at Orange Bowl stops at 31 games after 31-21 loss to Oakland.
- Oct. 22 – World Football League folds after losing \$30 million, but three ex-Dolphins remain under contract to John Bassett.
- Dec. 14 – Dolphins suffer 10-7 loss in overtime at Baltimore on 31-yard FG by Toni Linhart and miss qualifying for playoffs for first time in six years under Don Shula.

1976

- Jan. 22 – Prescription Athletic Turf (grass) approved for Orange Bowl stadium at a cost of \$244,500.

1977

- March 14 – Dolphins agree to 10-year lease for use of Orange Bowl with three-year cancellation notice. New lease doubles rent to \$45,000 per game, but is less than City of Miami's proposed 10 percent of gross ticket sales.
- May 2 – QB Earl Morrall, age 43, who spent five seasons with the Dolphins, retires after a 21-year career. Morrall passed for 20,809 career yards and guided the Dolphins through most of undefeated 1972 season.

- Sept. 11 – QB Bob Griese, forced to wear eyeglasses because of problems with contact lenses, passes for two TDs in 27-21 preseason victory at New York Giants. Griese becomes the first quarterback to successfully wear eyeglasses in NFL game action. The glasses Griese wears in the 1978 AFC NFL Hall of Fame Game are on display in the Pro Football Hall of Fame.
- Nov. 24 – QB Bob Griese becomes first NFL quarterback since 1972 to throw six TD passes in a game, and Dolphins set records of 55 points and 503 yards in 55-14 rout on Thanksgiving Day at St. Louis.
- Dec. 15 – Maxwell Club of Philadelphia names QB Bob Griese as its Pro Player of Year.

1978

- Feb. 17 – Chuck Connor, 40, becomes Director of Player Personnel after three years of scouting for BLESTO. He succeeds Bobby Beathard, who resigned Feb. 7 to become general manager of the Washington Redskins.
- April 17 – Dolphins acquire RB Delvin Williams from San Francisco 49ers in exchange for WR Freddie Solomon, S Vern Roberson and picks in the first and fifth rounds of 1978 draft.
- Nov. 12 – Delvin Williams becomes NFL's first 1,000-yard rusher of 1978 with 144 yards and two TDs in 25-24 triumph at Buffalo, marking 18th straight win over Bills. Williams sets a then-Dolphin record of 1,258 yards rushing in season.
- Dec. 10 – LB Larry Gordon intercepts three passes in 23-6 rout of Oakland Raiders at Orange Bowl to clinch wild-card berth in playoffs.
- Dec. 18 – Garo Yepremian ties NFL record with 16th consecutive field goal, capping 23-3 victory over New England and boosting Dolphins to 11-5 record.

1979

- Jan. 8 – Howard Schnellenberger, receivers and passing game coach, is named head coach at the University of Miami.
- Feb. 22 – FB Larry Csonka, 32, re-signs with Dolphins as a free agent after four-year absence in World Football League (1975) and with NFL's New York Giants (1976-78).
- Oct. 14 – Tony Nathan escapes on record 86-yard punt return for TD as Dolphins defeat Buffalo, 17-7, for 20th consecutive win in series, the NFL's longest consecutive win streak by one team over another.
- Nov. 29 – QB Bob Griese, benched in favor of Don Strock for second straight game, rallies Dolphins to 26 points in second half for 39-24 victory over New England as FB Larry Csonka scores three TDs.
- Dec. 9 – QB Bob Griese completes 17 of 22 passes for 229 yards in 28-10 win at Detroit which clinches AFC East title.
- Dec. 30 – Pittsburgh overpowers Dolphins with 20-point first quarter in 34-14 playoff victory at Pittsburgh, and Steelers eventually win Super Bowl XIV.

1980

- Sept. 5 – Don Shula signs four-year contract through 1983 season, canceling old pact which had one year remaining.
- Sept. 7 – In season opener, running back Joe Cribbs rushes for 60 yards, catches nine passes for 71 yards and scores a TD in Buffalo's 17-7 win at Rich Stadium, ending the Dolphins' 20-game winning streak over the Bills.
- Sept. 21 – QB Bob Griese wins his 100th game, coming off bench and passing for two TDs in fourth quarter for 20-17 victory at Atlanta.

1981

- Feb. 5 – Six-time All-Pro guard Larry Little, 35, retires following a 14-year career which included 12 years with the Dolphins. He ended with 152 career starts.
- June 25 – QB Bob Griese, the 14th passer in football history to eclipse 25,000 yards, retires following a 14-year career with the Dolphins. He had presided over 101 of the 135 victories in the club's history (101-62-3) and was consensus All-Pro in 1971 and 1977. The six-time Pro Bowl quarterback held records of 1,926 completions in 3,429 attempts, 25,092 yards and 56.2 percent passing accuracy. He guided Miami to Super Bowl triumphs in 1972 and 1973.
- July 1 – Dolphin linebacker Rusty Chambers is killed in an automobile accident in Hammond, La.
- Sept. 27 – Coach and son clash as Shula Bowl I has Don Shula opposed by Baltimore rookie punt returner David Shula. Dolphins outlast Colts, 31-28, for fourth straight win in Baltimore.

- Oct. 4 – Wide receiver Nat Moore sets Dolphin record (since broken) with 210 receiving yards (on seven catches) as Miami and New York Jets play to 28-28 tie.
- Nov. 1 – Shula Bowl II, as the Dolphins defeat the Colts and David Shula 27-0 in Miami.
- Nov. 8 – Don Shula captures 200th NFL coaching victory when linebacker Bob Brudzinski intercepts pass in overtime to set up Uwe von Schamann for 30-yard field goal in 30-27 triumph at New England.

1982

- Jan. 2 – Dolphins overcome 24-0 deficit but succumb in overtime, 41-38, to San Diego in highest-scoring playoff game in history. Rolf Benirschke ends four-hour struggle with 29-yard field goal. It is the first game in NFL history where two quarterbacks, Miami reliever Don Strock and San Diego star Dan Fouts, both passed for more than 400 yards. Orange Bowl crowd of 73,735 comprised fourth sell-out of season.
- Sept. 21 – NFLPA calls players strike with games not resuming until November 21.
- Dec. 12 – In one of the most bizarre incidents in Miami Dolphin history, a work release parolee (Mark Henderson) cleared a space on the snow-frozen turf at New England's Sullivan Stadium that enabled the Patriots to kick a late fourth-quarter field goal and win the game, 3-0, before 25,716 fans.
- Dec. 27 – The incredible record of not having won in 16 years in the Orange Bowl continues as the Dolphins score 20 unanswered points in the second half to defeat the Buffalo.

1983

- Jan. 8 – For the first time in nine years, the Dolphins win a playoff game, defeating the New England Patriots, 28-13, before 68,842 fans at the Orange Bowl.
- Jan. 16 – The Dolphins choke off the San Diego Chargers famed offense and defeat them, 34-13, before 71,383 fans. The Chargers were held to only 247 yards in total offense, 203 yards below their league-leading average. The win enabled the Dolphins to reach their fourth conference title game in team history and the first since the 1973 season.
- Jan. 23 – A.J. Duhe sets an AFC playoff record with three interceptions, including one for a 35-yard touchdown romp, as the Dolphins defeat the New York Jets for the third time in one season to win the AFC crown, 14-0.
- Jan. 30 – In Pasadena, California, the Dolphins appear in their fourth Super Bowl, and in spite of leading with only 10 minutes to play, they lose, 27-17, to Washington before a sell-out crowd of 103,667 at the Rose Bowl and a TV audience estimated at 115 million. Fulton Walker sets a Super Bowl record with a 98-yard kickoff return for a touchdown as he returns four kickoffs for a total of 190 yards.
- June 25 – Starting linebacker Larry Gordon dies of a rare heart disease while jogging in Arizona at the age of 28. Gordon had been the Dolphins' first-round draft choice in 1976 out of Arizona State.
- Oct. 9 – Quarterback Dan Marino and wide receiver Mark Duper make their first-ever starts for the Miami Dolphins, with Marino passing for 322 yards and Duper netting seven catches for 202 yards. The offensive explosion produces 971 total yards between the Dolphins and Bills, with Buffalo winning the Orange Bowl encounter, 38-35 in overtime.
- Nov. 28 – Dolphin Owner Joseph Robbie announces the signing of Head Coach Don Shula to a multi-year contract.
- Dec. 2 – Bill Arnsparger, the Dolphins' Assistant Head Coach and mastermind of the team's defense, resigns to become the head coach at Louisiana State University. His resignation is effective at the end of the season.
- Dec. 27 – The Dolphins name 54-year-old Chuck Studley as their Defense Coach to replace Bill Arnsparger. Studley had spent the 1983 season as defensive coordinator and then interim head coach of the Houston Oilers.

1984

- March 5 – Miami Dolphin Owner Joseph Robbie announces plans to build a new multi-purpose stadium in north Dade County. Mr. Robbie also announces acquisition of the land and discusses possible stadium funding.
- June 24 – Running back David Overstreet is killed in an automobile accident in Winona, Texas.
- Oct. 21 – Wide receiver Nat Moore catches a 19-yard TD pass from QB Dan Marino for the 58th touchdown of his Dolphin career, surpassing Larry Csonka's all-time club record of 57.
- Nov. 11 – The Dolphins remain the NFL's only unbeaten team as they improve their record to 11-0 (16 straight regular-season wins) with a 24-23 victory over Philadelphia. DE Doug Betters' block of an Eagle PAT with 1:52 remaining in the game seals the win.

- Dec. 2 – The Dolphins lose a 45-34 decision to the Raiders, but QB Dan Marino breaks the all-time NFL record for TD passes in a season with his 37th. His record-breaking touchdown pass, which came on a four-yard toss to Jimmy Cefalo in the first quarter, was the first of four on the day for Marino as he reached the 40-touchdown plateau. He also shatters Dolphin single-game records for most yards passing (470), most completions (35) and most attempts (57).
- Dec. 17 – Miami ends the regular season with the best record in the AFC (14-2) following a 28-21 victory over Dallas. WR Mark Clayton catches three touchdown passes to give him 18 for the season as he eclipses the all-time NFL mark in that category. Dan Marino becomes the first-ever NFL quarterback to pass for over 5,000 yards in a season as he ends up with 5,084. The most prolific passing season in NFL history also consists of 48 touchdown passes, 564 attempts, 362 completions and only 17 interceptions for a franchise record passer rating of 108.9. Both Clayton (73-1,389) and WR Mark Duper (71-1,306) surpass prior Dolphin records for receptions and reception yardage in one season.
- Dec. 20 – QB Dan Marino is named as the NFL's Most Valuable Player by the Associated Press.

1985

- Jan. 6 – The Dolphins defeat the Steelers, 45-28, in the AFC Championship game in Miami to earn a berth in Super Bowl XIX.
- Jan. 8 – Joseph Robbie gives the go-ahead to prepare final plans and specifications to construct the new 75,000-seat Dolphin Stadium.
- Jan. 20 – The Dolphins drop a 38-16 decision to the San Francisco 49ers in Super Bowl XIX before 84,059 fans at Stanford Stadium in Palo Alto, California.
- Feb. 15 – Miami names 42-year-old Mel Phillips as its new defensive backfield coach. Phillips comes to the Dolphins after five seasons in the same capacity for the Detroit Lions.
- March 14 – Following a presentation led by Joseph Robbie to NFL owners at the league meetings in Phoenix, Miami is selected as the site for Super Bowl XXIII (1989).
- Sept. 29 – In a game billed nationally as “Marino-Elway I,” Miami’s Dan Marino wins this one over Denver, 30-26, completing 25 of 43 passes for three TDs and a season-best 390 yards. Veteran WR Nat Moore also produces his top performance of 1985 with the 12th 100-plus yard game of his career.
- Dec. 1 – Owner Joseph Robbie officially breaks ground on the new 75,000-seat Dolphin Stadium.
- Dec. 2 – Led by a swarming defense that produces six sacks and three interceptions, the Dolphins administer the only defeat to be suffered by the eventual Super Bowl champion Chicago Bears, 38-24. A season-high Orange Bowl crowd of 75,594 witness the Monday night affair.
- Dec. 8 – The Dolphins record a 34-24 victory over the Green Bay Packers at Lambeau Field. The mercury at kickoff registers 23 degrees, marking the then-coldest conditions in which the Dolphins have won a game in franchise history at that time.
- Dec. 31 – Owner Joseph Robbie obtains the construction loan and is granted permanent financing for the new Dolphin Stadium.

1986

- Jan. 4 – The Dolphins rally from a 21-3 deficit to defeat the Cleveland Browns 24-21 in an AFC divisional playoff game. Miami is led offensively by Tony Nathan’s 10 receptions for 101 yards and rookie Ron Davenport’s two touchdowns.
- Jan. 12 – Despite 20 tackles by LB Bob Brudzinski, the Dolphins commit six turnovers and lose, 31-14, to the New England Patriots in the AFC Championship game before 74,978 fans in the Orange Bowl. It marks Miami’s first loss in an AFC title game in six tries.
- Jan. 21 – Dolphin C Dwight Stephenson is named the recipient of the NFL’s Man of the Year award at a press conference in New Orleans. The award is in recognition of Stephenson’s outstanding performance on the playing field and in the community.
- Jan. 22 – The Dolphins announce the retirement of Defensive Line Coach Mike Scarry, a member of Don Shula’s staff since 1970. Dan Sekanovich, formerly of the Jets and Falcons, is named to replace him.
- Feb. 19 – Miami appoints Receivers and Quarterbacks Coach David Shula to the position of Assistant Head Coach. In addition, the club names Mike Westhoff as the Special Teams/Tight Ends Coach.
- June 3 – Owner Joseph Robbie plants a ceremonial 30-foot Royal Palm tree to begin a million dollar beautification project near Dolphin Stadium.
- Sept. 6 – Dan Marino signs a multi-year contract to remain as quarterback of the Dolphins. Two days before, Marino’s wife, Claire, had given birth to the couple’s first child – Daniel Charles.

- Sept. 21 – Miami suffers a heart-breaking 51-45 overtime loss to the N.Y. Jets in the Meadowlands as Dan Marino reaches 1,500 career attempts to qualify as the NFL's top-ranked passer of all-time. Marino finishes the afternoon 30 of 50 for 448 yards and six TDs. The six TDs are a personal high for Marino and tie the team record held by Bob Griese. Mark Duper (154) and Mark Clayton (174) each have over 100 yards receiving in the game.
- Oct. 12 – In what was billed as "Marino-Kelly I," the Dolphins and Dan Marino (24 of 41 for 337 yards) defeat the Buffalo Bills and Jim Kelly (20 of 28 for 218 yards, two INTs) 27-14 at the Orange Bowl.
- Nov. 24 – The N.Y. Jets enter the Orange Bowl with a nine-game winning streak and the league's best record at 10-1. They leave with a 45-3 loss as Lorenzo Hampton rushes for 148 yards and two TDs on 19 carries (7.8 average) including a 54-yard TD run. Hampton's 100 yards snap a streak of 36 regular-season games (41 overall) for Miami without a 100-yard rusher. Marino completes a personal-high 80.6 percent of his passes (29 of 36) for 288 yards and four TDs.
- Nov. 25 – Less than 24 hours after the memorable 45-3 win over the Jets, General Manager Mike Robbie announces at a press conference that Don Shula has signed a multi-year contract to remain as head coach.
- Dec. 14 – Dan Marino sets an NFL career record with the seventh 400-yard game of his career as he passes for 403 yards in a thrilling 37-31 overtime win in Anaheim, Calif., over the playoff-bound L.A. Rams. Marino completes 29 of 46 with five TDs, including a 20-yarder to Mark Duper in OT to win the game. Marino is named AFC Offensive Player of the Week for his efforts.
- Dec. 22 – The Dolphins play their final game in the Orange Bowl – a 34-27 loss to the New England Patriots. New England captures the AFC East title with the win. The Dolphins finish 21 years in the Orange Bowl with an impressive 110-38-3 (.738) regular-season record. Marino sets NFL single-season records for completions (378) and attempts (623).

1987

- Jan. 10 – John Offerdahl is named Old Spice NFL Rookie of the Year
- Jan. 20 – Tom Olivadotti, an assistant for the Cleveland Browns, is named Defensive Coach for Miami. He is put in charge of the overall defense with the prime responsibility of pass defense. Chuck Studley is re-assigned as Linebacker Coach, with prime responsibility of run defense. Linebacker Coach Bob Matheson resigns.
- Jan. 27 – Former Dolphin greets Larry Csonka and Jim Langer are among a group of seven named to the Pro Football Hall of Fame. They join Paul Warfield as the only members of the franchise to earn the honor, with induction scheduled for August 8.
- Aug. 16 – The Dolphins play host to the Chicago Bears in the first game ever played in Joe Robbie Stadium. The date marks the 22nd anniversary of the Dolphin franchise. The Bears put a damper on the festive evening with a 10-3 preseason victory before 63,451. QB Dan Marino (dislocated ring finger on right hand) and LB John Offerdahl (torn right bicep) suffer injuries. Marino is out for three weeks; Offerdahl will miss the first six regular-season games.
- Sept. 22 – NFL Players Association goes on strike; the Dolphins' home contest with New York Giants (first regular-season game in Joe Robbie Stadium) on September 27 is canceled because of strike.
- Oct. 4 – The Dolphins' "replacement" team takes the field for the first time, traveling to Seattle to meet the Seahawks. The Dolphins lose, 24-20.
- Oct. 11 – Miami's replacement team records a 42-0 shutout victory over the Kansas City Chiefs in the first regular season game played in Joe Robbie Stadium. Safety Liffort Hobley (two interceptions, 55-yard fumble recovery for a TD, four tackles, two passes defended) is named AFC Defensive Player of the Week for his efforts. Don Shula and Joe Robbie are given game balls by the replacement team following the contest in honor of Miami's first win in the new stadium. The next week (October 18), the replacement team loses its last game, 37-31 in overtime, to the N.Y. Jets at the Meadowlands.
- Oct. 25 – After four missed weeks of action (one game cancellation, three replacement games), the regular Dolphin players return to action. Miami loses, 34-31, in overtime at home to the Buffalo Bills. The 21-point comeback by Buffalo is the best ever by an opponent against a Dolphins team at the time.
- Nov. 1 – Don Shula wins his 250th regular-season game as the Dolphins defeat Pittsburgh 35-24 at Joe Robbie Stadium.
- Nov. 29 – The Dolphins suffer their first shutout loss (27-0 at Buffalo) since December 12, 1982 – the famous snowplow game at New England (3-0). The game also sees the end of Dan Marino's streak of 30 straight games with at least one touchdown pass. His string is second all-time to Johnny Unitas' 47.
- Dec. 30 – RB Troy Stradford is named NFL Offensive Rookie of the Year by the Associated Press.

1988

- Feb. 29 – Former Dolphin Lary Seiple is named receivers coach. Seiple, who had been out of pro coaching for a year, had been receivers coach at Detroit (1980-84) and Tampa Bay (1985-86).
- July 31 – The Dolphins make their first ever trip abroad and take on the San Francisco 49ers at Wembley Stadium in London for the third-annual American Bowl. Miami comes from behind to defeat the 49ers, 27-21, before 70,535 British fans to open the preseason.
- Oct. 9 – The Dolphins reverse history by defeating the Raiders, 24-17, at the Los Angeles Memorial Coliseum. It marks Miami's first win ever against the Raiders in their home stadium and the Dolphins' first victory over the Raiders in 10 years. The game is played in 96 degree heat - the warmest game in Dolphins' history.
- Oct. 23 – Dan Marino records the second-best single-game passing yardage total in NFL history – 521 yards (Norm Van Brocklin holds the single-game record of 554 yards) and completes 35 of a team record 60 attempts, all to no avail as the N.Y Jets defeat the Dolphins, 44-30, at Joe Robbie Stadium.
- Oct. 30 – Shula Bowl III – Head Coach Don Shula and his assistant head coach and son, David Shula, are on the opposite side of the field of Mike Shula, a coaches' assistant for Tampa Bay, as the Dolphins defeat the Bucs, 17-14, in Tampa Stadium.
- Dec. 12 – Dan Marino becomes the first quarterback in NFL history to pass for over 4,000 yards four times in a career in the Dolphins' 37-31 win over Cleveland. He also throws for his 193rd career touchdown, setting a new Dolphin record and surpassing the total of former quarterback Bob Griese, who had previously held the mark. Marino tops the record that took Griese 14 seasons to accomplish in only six-plus seasons. Also, receiver Mark Clayton surpasses Nat Moore in the record books as he catches a pass in his 37th consecutive game.

1989

- Jan. 22 – Joe Robbie Stadium hosts Super Bowl XXIII only two-and-a-half years after its initial opening. San Francisco comes back in the final minutes of the game to defeat the Cincinnati Bengals, 20-16. The game marks the first time since Super Bowl XIII (January 21, 1979) that the NFL's championship game is played in Miami.
- Jan. 23 – Dolphin Linebackers Coach Chuck Studley resigns after five seasons with Miami.
- Jan. 25 – Former Miami Hurricanes defensive coordinator Dave Wannstedt joins the Dolphins coaching staff as linebackers coach.
- Feb. 27 – David Shula, the Dolphins' assistant head coach and passing game coordinator, and Dave Wannstedt, the team's linebackers coach, resign their respective positions to accept new posts with the Dallas Cowboys.
- March 1 – George Hill is named the new linebackers coach for the Dolphins, while John Sandusky, the Dolphins' offensive line coach, is promoted to assistant head coach.
- March 6 – Gary Stevens, formerly of the University of Miami, is named quarterbacks/pass offense coach for the Dolphins.
- May 15 – Chuck Connor, the Dolphins director of player personnel for 11 seasons, announces his resignation to join the Atlanta Falcons as director of pro scouting.
- June 12 – Tom Heckert, formerly a college scout with the Tampa Bay Buccaneers and Cleveland Browns, is named Miami's Director of College Scouting.
- Sept. 17 – In Miami's 24-10 win at New England, Dan Marino throws his 200th career touchdown pass, becoming the 13th player in NFL history to throw for 200 TDs. It was just his 89th career game, and he reaches the 200 touchdown pass mark faster than any quarterback in NFL history.
- Oct. 8 – In Miami's 13-10 overtime win vs. Cleveland, Dan Marino goes over 25,000 yards passing in his career, becoming the 25th player in NFL history to reach the 25,000 yards passing milestone. Marino also breaks Bob Griese's Dolphin team record of 25,092 career passing yards.
- Nov. 12 – Pete Stoyanovich kicks a then-team-record 59-yard field goal in a 31-23 victory over the New York Jets, a kick that also tied the third longest field goal in NFL history at the time.
- Nov. 19 – Miami defeats Dallas, 17-14, in Shula Bowl IV, as Don Shula extends his record to 4-0 in Shula vs. Shula contests. This time Shula was opposed by son Dave, the Assistant Head Coach of the Cowboys.
- Dec. 3 – Dan Marino goes over 3,000 yards passing for the year in Miami's 26-21 loss at Kansas City. It was his sixth season passing for 3,000 yards and he ties Dan Fouts' NFL record of six 3,000 yard seasons.

- Dec. 24 – The Dolphins are eliminated from playoff contention with a 27-24 loss to the Kansas City Chiefs in the season finale at Joe Robbie Stadium. The game is played in 40-degree weather, the coldest home game in the history of the Dolphins.
-

1990

- Jan. 7 – Joseph Robbie, founder and owner of the Dolphins and the driving force behind the construction of Joe Robbie Stadium, dies of respiratory failure at age 73.
- Jan. 12 – The Miami Dolphins and Robbie Stadium Corporation undergo an organization realignment to ensure continued administration of both entities by the Robbie family. Tim Robbie becomes President of the Dolphins, Dan and Janet Robbie are named Executive Vice Presidents of the team, while Eddie Jones is named Executive Vice President and General Manager of the club. In addition, J. Michael Robbie is named Executive Vice President of Robbie Stadium Corporation.
- Jan. 19 – Dolphin President Tim Robbie announces that the Dolphins have signed Don Shula to a three-year contract to remain as head coach.
- Jan. 27 – Former Dolphins great Bob Griese is among a group of seven named to the Pro Football Hall of Fame. Griese becomes the fourth player in Miami history to earn the honor with induction scheduled for August 4.
- Feb. 7 – Monte Clark, former San Francisco and Detroit Head Coach and Dolphin Assistant Coach, is named Miami's Director of Pro Personnel, while Charley Winner is given expanded duties and is named the club's Director of Player Personnel.
- March 7 – H. Wayne Huizenga, Chairman of the Board and Chief Executive Officer of Blockbuster Video, purchases fifty percent of the Robbie Stadium Corporation (the parent company of Joe Robbie Stadium) as well as a fifteen percent limited partnership in the Miami Dolphins.
- Sept. 9 – Sammie Smith rushes for an opening-day record 159 yards and a touchdown as the Dolphins break a five-year losing streak in season openers with a 27-24 win at the New England Patriots.
- Sept. 16 – Team founder Joe Robbie is the first enshrinee on the "Dolphin Honor Roll" at Joe Robbie Stadium. The Dolphins record a 30-7 triumph over the Buffalo Bills, marking Don Shula's 200th career regular season win as the team's head coach.
- Oct. 18 – In Miami's 17-10 win over the New England Patriots, Don Shula coaches in his 400th career regular season game as a head coach in the NFL.
- Nov. 19 – During halftime of Miami's 13-10 loss to the Los Angeles Raiders, the team's four Hall of Fame enshrinees, Larry Csonka, Bob Griese, Jim Langer and Paul Warfield, are inducted into the "Dolphin Honor Roll."
- Nov. 25 – Miami improves its record to 9-2 and clinches the team's first winning season since 1987 with a 30-13 win over the Cleveland Browns. Also, Dan Marino goes over 30,000 yards passing in his career, becoming the 11th player in NFL history to reach the 30,000-yard mark. It is just his 114th career game, and he reaches the 30,000-yard plateau faster than any quarterback in NFL history.
- Dec. 9 – The Dolphins earn a 23-20 overtime win over the Philadelphia Eagles and clinch the team's first playoff berth since 1985.
- Dec. 16 – In Miami's 24-17 win over the Seattle Seahawks, Dan Marino goes over 3,000 yards passing for the year. It is his seventh season passing for 3,000 yards and he ties Joe Montana's NFL record of seven 3,000-yard seasons.
- Dec. 19 – Richmond Webb becomes the first rookie offensive tackle – and second rookie offensive lineman overall – to be selected to the NFL's annual Pro Bowl contest.
- Dec. 23 – Dan Marino throws his 20th touchdown pass of the season in Miami's 24-14 loss at the Buffalo Bills. It is his eighth season with 20 or more touchdown passes and he ties Johnny Unitas' NFL record of eight 20-plus touchdown seasons.
-

1991

- Jan. 5 – The Dolphins return to the playoffs after a four-year absence with a 17-16 win over the Kansas City Chiefs at Joe Robbie Stadium. In the contest, Pete Stoyanovich sets an NFL playoff record with a 58-yard field goal.
- Jan. 12 – Miami drops a 44-34 playoff decision at the Buffalo Bills. The teams combine for 78 points – the highest scoring non-overtime playoff game in history. The only higher scoring playoff game was Miami's 41-38 overtime loss to the San Diego Chargers on Jan. 2, 1982.
- Jan. 24 – Monte Clark, the Dolphins director of pro personnel, announces his resignation.
- Jan. 27 – Larry Csonka is named to the NFL's all-time Super Bowl Silver Anniversary team.
- Feb. 2 – Richmond Webb is named NFL Rookie of the Year by The Sporting News.
- March 8 – Mike Shula joins the Dolphins as a Coaches' Assistant.
-

- March 26 – The Robbie Family and Wayne Huizenga purchase 107 acres of land adjacent to Joe Robbie Stadium for additional parking and future development.
- May 23 – At the NFL owners meetings in Minneapolis, Joe Robbie Stadium is selected as the site for Super Bowl XXIX (1995).
- Aug. 3 – The Dolphins make the longest road trip in team history as they travel 14,912 round-trip miles to Tokyo to battle the Los Angeles Raiders at the Tokyo Dome in American Bowl '91. Miami comes from behind to defeat the Raiders, 19-17, before 51,122 Japanese fans.
- Aug. 20 – Dan Marino signs a five-year contract extension to remain as quarterback of the Miami Dolphins.
- Sept. 22 – Don Shula captures the 300th win of his coaching career with Miami's 16-13 win over the Green Bay Packers. With career coaching win number 300, Shula joins the immortal George Halas (324 wins) as the only NFL coaches to win 300 or more games.
- Nov. 10 – In Miami's 30-20 win over New England, both Mark Duper and Mark Clayton surpass Nat Moore's team record of 7,547 career receiving yards. Duper is the first to move past Moore with a 17-yard reception in the first quarter, while Clayton passes Moore with a 32-yard touchdown catch in the fourth quarter.
- Nov. 18 – During halftime of Miami's 41-27 loss to the Buffalo Bills, former Dolphin great middle linebacker Nick Buoniconti is inducted into the Dolphin Honor Roll.
- Dec. 1 – Dan Marino sets an NFL record as he goes over 3,000 yards passing in a season for the eighth time in his career in Miami's 33-14 win over Tampa Bay. Marino entered the 1991 campaign with seven such seasons and was tied with Joe Montana for the record.
- Dec. 9 – Miami defeats Cincinnati 37-13 in Shula Bowl V as Don Shula extends his record to 5-0 in Shula vs. Shula contests. This time, Shula teamed with son Mike, a Dolphins coaches assistant, and was opposed by son David, the receivers coach for the Bengals. In the contest, Dan Marino sets an NFL record by throwing his 20th touchdown pass of the season. It is his ninth season with 20 or more touchdown passes. He entered 1991 with eight such seasons and was tied with Johnny Unitas for the record. Also, Mark Clayton breaks Nat Moore's team record for career TDs (75) and career receiving scores (74) with a 16-yard TD reception in the fourth quarter to give Clayton his 76th career score (75 catch, one punt return) and 75th receiving TD.
- Dec. 15 – Pete Stoyanovich breaks Garo Yepremian's single-season team record of 28 field goals in Miami's 38-30 loss to the San Diego Chargers. Stoyanovich boots his 29th of the year with a 24-yarder in the first quarter. He would go on to hit on 31 field goals during the 1991 season which tied for the league high with Washington's Chip Lohmiller.
- Dec. 22 – The Dolphins drop a 23-20 overtime decision to the New York Jets in a winner-take-all battle for the AFC's final wild card spot. Miami takes a 20-17 lead with just 44 seconds left in regulation on a one-yard scoring toss from Dan Marino to Ferrell Edmunds. However, the Jets move the ball and tie the game at 20-20 on a 44-yard field goal by Raul Allegre with no time left on the clock. New York wins the game in overtime on a 30-yard field goal by Allegre.

1992

- Feb. 1 – Former Dolphin All-Pro center Dwight Stephenson rejoins Miami as assistant offensive line coach.
- Feb. 3 – Hall of Fame defensive tackle Joe Greene is named as the Dolphins' defensive line coach. Greene replaced Dan Sekanovich, who announced his resignation.
- May 20 – Dolphins sign a long-term agreement to build a new training facility at Nova University in Davie, to be ready by the start of the 1993 training camp.
- June 1 – Charley Winner announces his retirement as Miami's Director of Player Personnel. Winner, who had served 37 years in the NFL as a coach and administrator, originally joined the Dolphins in 1981.
- June 4 – Tom Heckert is named as the Dolphins' Director of Player Personnel. Heckert had worked the previous three years as Miami's Director of College Scouting.
- June 12 – Tom Braatz, a 27-year NFL executive with the Atlanta Falcons and Green Bay Packers, is named as Miami's Director of College Scouting.
- July 17 – Don Shula signs a two-year contract extension to continue as the Dolphins' Head Coach through the 1994 season. The extension takes effect at the conclusion of Shula's current contract which expires following the 1992 season.
- Aug. 16 – The Dolphins travel 9,908 round-trip miles and earn a 31-27 preseason win over the Denver Broncos before a crowd of 60,813 fans at Berlin's Olympic Stadium. The game marks the third time overall and second consecutive season that the Dolphins have travelled abroad to play a preseason contest and the win improves Miami's record to 3-0 in games played on foreign soil.

- Aug. 31 – Miami’s season opening contest, scheduled for September 6 at Joe Robbie Stadium against the New England Patriots, is rescheduled for October 18, the National Football League announces. The date change is made in the aftermath of Hurricane Andrew, which struck the South Florida area on August 25. Both teams originally were off that weekend, based on the NFL’s 16-games-over-17-weeks schedule which allows each team one bye during the season. The Patriots and Dolphins will have their Open Week on September 6, which marks the beginning of the 1992 regular season.
- Sept. 29 – The Dolphins dip into the free agent market and sign perennial all-pro tight end Keith Jackson, a week after a federal-court ruling in Minneapolis made a free agent of Jackson, in addition to Garin Veris, Webster Slaughter and D.J. Dozier.
- Oct. 4 – In a 37-10 win over the Buffalo Bills at Rich Stadium, safety Louis Oliver records three interceptions and returns one of his INTs for a 103-yard touchdown. Oliver’s return ties for the NFL’s all-time longest interception return with a 103-yard return by San Diego’s Vencie Glenn against Denver on November 29, 1987.
- Oct. 18 – Dan Marino throws four touchdown passes as Miami earns a 38-17 win over the Patriots at Joe Robbie Stadium in a game that is rescheduled from September 6 due to the effects of Hurricane Andrew. Marino throws four-or-more touchdowns in a game for the 17th time in his career and ties the all-time NFL record for most career games with four or more touchdown passes with Johnny Unitas.
- Nov. 16 – During halftime ceremonies of Miami’s 26-20 loss to the Buffalo Bills, the 1972 Miami Dolphins team, holders of the only perfect season in NFL history and winners of Super Bowl VII, are honored and inducted into the Dolphin Honor Roll.
- Dec. 20 – The Dolphins clinch the team’s second trip to the playoffs in the last three seasons with a 19-17 come-from-behind win over the New York Jets at Joe Robbie Stadium. In the contest, Dolphins quarterback Dan Marino throws the 290th touchdown pass of his NFL career and ties Johnny Unitas for second place on the NFL’s all-time touchdown pass list.
- Dec. 23 – Dan Marino is named to his team-record seventh Pro Bowl team. He breaks the former team record of six Pro Bowl appearances which he shared with Bob Griese, Bob Kuechenberg and Jim Langer. In addition, Marino is named as a starter in the NFL’s annual all-star game for the fifth time in his career and he ties the team record held by Jim Langer.
- Dec. 27 – The Dolphins clinch the AFC East title with a 16-13 overtime win over the New England Patriots at Foxboro Stadium. Miami closes the regular season with an 11-5 record and coupled with Buffalo’s 27-3 loss at Houston later in the day, the Dolphins win the team’s first division championship since 1985. In addition, the win marks the 300th regular season victory of Dolphins’ Head Coach Don Shula’s coaching career.

1993

- Jan. 10 – The Dolphins earn a 31-0 win over the San Diego Chargers in the AFC Divisional Playoffs before a crowd of 71,224 at Joe Robbie Stadium. Miami’s 31-point margin of victory is the largest by the team in a playoff game. The previous largest margin of victory in the post-season by the Dolphins was three 21-point wins as Miami had a 21-0 win over the Baltimore Colts on Jan. 2, 1972; a 34-13 win over the San Diego Chargers on Jan. 16, 1983; and a 31-10 win over the Seattle Seahawks on Dec. 29, 1984.
- Jan. 17 – The 1992 season comes to a close. Miami suffers five turnovers (two interceptions and three fumbles) as the team drops a 29-10 decision to the Buffalo Bills in the AFC Championship contest before a crowd of 72,703 at Joe Robbie Stadium.
- Jan. 26 – Kim Helton is named the team’s offensive line coach. John Sandusky, who served as assistant head coach/offensive line, remains with the team as assistant head coach and assumes the responsibility of coaching the tight ends. In addition, assistant offensive line coach Dwight Stephenson resigns to pursue his interests in the construction and real estate business.
- Jan. 30 – Former Dolphins great Larry Little is among a group of five named to the Pro Football Hall of Fame. The former Dolphins guard becomes the fifth player in Miami history to earn the honor, joining RB Larry Csonka, QB Bob Griese, C Jim Langer and WR Paul Warfield.
- Feb. 7 – The Dolphin coaching staff leads the AFC to a 23-20 overtime win over the NFC in the Pro Bowl contest played in Honolulu, Hawaii.
- Feb. 11 – Mike Shula resigns as a coaches assistant and is named as tight ends coach of the Chicago Bears.
- Feb. 22 – Tony Nathan, who spent the past five years as a coaches’ assistant on the Miami Dolphins coaching staff, is promoted to offensive backs coach. In addition, Carl Taseff, who served as the team’s offensive backs coach since joining the Dolphins in 1970, will become more active in other areas of the football operation, including personnel scouting and evaluation, and will maintain a continued involvement in various coaching responsibilities.

- May 21 – Kim Helton resigns as offensive line coach to become head coach at the University of Houston. John Sandusky, who served as offensive line coach from 1976-92, resumes his offensive line coaching responsibilities.
- June 1 – Rich McGeorge is named as assistant offensive line/tight ends coach of the Dolphins.
- June 4 – Dolphins hold last practice session at St. Thomas University, which had served as host to team's training facility since July 12, 1970.
- July 11 – Ribbon cutting ceremonies officially open the Dolphins' new training facility on campus of Nova University in Davie, Fla.
- Sept. 12 – Dan Marino surpasses the 40,000-yard passing mark during Miami's 24-14 loss to the N.Y. Jets. He joins Fran Tarkenton (47,003), Dan Fouts (43,040) and Johnny Unitas (40,239) as the only quarterbacks to gain 40,000 passing yards. Marino attains the 40,000-yard mark in only 153 regular-season games and accomplishes the feat faster than any QB in league history. The previous record for fastest ascent to 40,000 yards was 168 games by Dan Fouts.
- Oct. 10 – Scott Mitchell comes off the bench and replaces an injured Dan Marino (torn right Achilles) and throws a pair of touchdown passes to lead the Dolphins to a 24-14 win at the Cleveland Browns. Mitchell enters the game just before halftime and completes 10 of 16 passes for 118 yards with two touchdowns and an interception. Mitchell is named as AFC Offensive Player of the Week for his performance against the Browns. Marino is placed on Injured Reserve on October 13 and misses the remainder of the season.
- Oct. 24 – Dan Marino misses his first starting assignment in 145 consecutive non-replacement regular season games as Miami earns a 41-27 win over Indianapolis. The game marks the first-career NFL start at quarterback for Scott Mitchell as he hits on 12 of 19 passes for 190 yards with a touchdown. Mitchell becomes the eighth player to start at quarterback for the Dolphins since Don Shula was named head coach in 1970.
- Oct. 31 – Don Shula wins the 324th game of his coaching career and ties George Halas for the all-time record for most wins by an NFL head coach as Miami earns a 30-10 win over the Kansas City Chiefs. Shula achieves the coaching milestone in his 31st year (482nd game) of his NFL coaching career as compared to 40 seasons (506 games) for Halas to accomplish the feat. On the field, Scott Mitchell throws for 344 yards and three touchdowns and becomes the first Dolphin quarterback other than Dan Marino to pass for over 300 yards and throw three or more touchdown passes since David Woodley gained 408 yards and threw three scores on October 25, 1981, at the Dallas Cowboys.
- Nov. 14 – The Dolphins endure another quarterback injury as Scott Mitchell suffers a separated shoulder during Miami's 19-14 win at Philadelphia. The win enables Don Shula to record the 325th triumph of his coaching career as he becomes the winningest coach in NFL history surpassing George Halas. In the contest, Doug Pederson replaces Mitchell and enters the game in the third quarter with Miami trailing 14-13. He guides the Dolphins to a pair of field goals and the defense holds the Eagles scoreless in the second half to garner the victory.
- Nov. 25 – The Dolphins post a come-from-behind 16-14 win over the defending and eventual Super Bowl champion Dallas Cowboys on Thanksgiving Day on a sleet covered field at Texas Stadium. Miami improves 3-0 on Thanksgiving as the team had posted victories at St. Louis (55-14 on November 24, 1977) and at Dallas (14-7 on November 22, 1973). In the contest, Miami trails 14-13 with just 15 seconds left in regulation and Pete Stoyanovich's 41-yard field goal attempt for the win is blocked by the Cowboys' Jimmie Jones. However, Dallas' Leon Lett attempts to pick up the loose ball and fumbles and Miami's Jeff Dellenbach recovers the ball on the one-yard line with three seconds remaining. Stoyanovich converts on his second chance and boots a 19-yard field goal on the game's final play to win the contest. The win improves Miami's record to an NFL best 9-2, but the team will fail to win another game during the remainder of the season.
- Dec. 13 – During halftime ceremonies of Miami's 21-20 loss to Pittsburgh, former Dolphin great and Hall of Famer Larry Little is honored and inducted into the Dolphin Honor Roll.
- Dec. 14 – Don Shula is named Sports Illustrated Sportsman of the Year. He is the first professional coach to receive the honor.

1994

- Jan. 2 – The Dolphins lose by a 33-27 count in overtime at New England. It is the fifth consecutive loss for the Dolphins and the team is eliminated from the playoffs later in the day as the Raiders rally from a 17-point deficit to win over Denver and qualify for the playoffs.
- Jan. 24 – The trustees of the Miami Dolphins sign a definitive agreement with H. Wayne Huizenga to purchase the Robbie family's interests in the Dolphin franchise. The

- agreement also includes an option for Huizenga to purchase the Robbies' interest in Joe Robbie Stadium.
- Feb. 8 – Joel Collier joins the Dolphins as a staff assistant, replacing Carl Taseff.
 - March 16 – John Gamble is named as the Dolphins' strength coach.
 - March 23 – The National Football League clubs approve transfer of the majority interests in the Miami Dolphins from the Robbie family to H. Wayne Huizenga at the annual league meetings in Orlando, Fla.
 - May 6 – Rick Weaver, who had served as play-by-play announcer for the Dolphins since 1970, announces his retirement at the club's annual awards dinner.
 - June 28 – H. Wayne Huizenga's purchase of the Robbie Family's remaining 85% of the Miami Dolphins as well as their 50% share of the Joe Robbie Stadium is finalized. The closing leaves Huizenga with 100% ownership of both the Dolphins and Stadium.
 - July 21 – H. Wayne Huizenga announces that he has entered into a new agreement with Head Coach Don Shula that extends through the 1996 season. Under the new contract extension, Shula assumes the position of Vice President/Head Coach, and also adds an ownership interest in the team.
 - Sept. 4 – After missing the final 11 games of the 1993 season with a torn right Achilles' tendon, Dan Marino returns to action as he throws for 473 yards and five touchdowns to lead the Dolphins to a 39-35 win over the New England Patriots at Joe Robbie Stadium. Marino sets an NFL record by throwing for four or more touchdown passes in a game for the 18th time in his career, breaking his tie with Johnny Unitas, and also throws the 300th touchdown pass of his career to join Fran Tarkenton (343 touchdowns) as the only quarterbacks in NFL history with 300-plus career touchdowns.
 - Oct. 2 – Shula Bowl VI makes sports history as it marks the first time in the history of the four major American professional sports (football, baseball, hockey and basketball) that a father and son battle as head coaches with Don Shula and the Dolphins taking on his son, Head Coach David Shula, and the Cincinnati Bengals. The elder Shula improves to 6-0 when coaching against teams which feature one of his sons as a coach or player as the Dolphins earn a 23-7 win over the Bengals.
 - Nov. 13 – Chicago's Kevin Butler boots a 40-yard field goal with 54 seconds left in regulation and James Williams deflects a Dolphins field goal attempt with just seven seconds remaining in the game to give the Bears a 17-14 win over the Dolphins in Shula Bowl VII. Miami Head Coach Don Shula battles his son and Bears tight ends coach Mike Shula in the contest and it marks the first time that the elder Shula lost a game in which one of his sons, David or Mike, were either players or assistant coaches on the opposing NFL team.
 - Nov. 27 – Quarterback Dan Marino makes history once again with his famous "Clock Play". With the Dolphins trailing the Jets by 18 points in the second half at the Meadowlands, Marino orchestrates a 28-point second-half outburst, including 22 straight to close the contest, as Miami claims a 28-24 victory. All four scores in the second half occur on Marino to Mark Ingram touchdown passes. The game winning points come on first-and-goal with just 22 seconds to play, when Marino approaches the line of scrimmage, appearing poised to clock the ball. However, he takes everyone in the stadium by surprise as he receives the snap, drops back and tosses an eight-yard touchdown pass to Ingram, who ties the Paul Warfield's single-game record of four touchdowns and 24 points, which Warfield achieved against Detroit on December 15, 1973.
 - Dec. 7 – Don Shula suffers a torn Achilles' tendon in his right leg and undergoes surgery on the injury on December 9 by Dr. Peter Indelicato and Dr. Dan Kanell. He misses a regular season practice for the first time in his 25 seasons with the team. Shula returns to practice on December 10 and coaches for the remainder of the season on a golf cart.
 - Dec. 12 – Bernie Parmalee rushes for 127 yards and scores a pair of touchdowns (one rushing and one receiving) as the Dolphins clinch a playoff spot with a 45-28 win over the Kansas City Chiefs at Joe Robbie Stadium. In the contest, Dolphins Head Coach Don Shula wins his 318th career regular season game and ties George Halas (318 regular season coaching wins) for the all-time record for most career regular season wins by an NFL coach. Center Dwight Stephenson is inducted into the Dolphin Honor Roll during halftime ceremonies.
 - Dec. 25 – The Dolphins earn a 27-20 win over the Detroit Lions and clinch the AFC East title. Miami and the New England Patriots both finish with 10-6 records, however the Dolphins win the division title by virtue of a two-game head-to-head sweep over New England during the 1994 season. Dolphins Head Coach Don Shula wins the 319th regular season game of his coaching career and surpasses George Halas (318 regular season coaching wins) for the all-time record for most career regular season wins by an NFL coach. Miami plays on Christmas Day for the second time in team

history with the only other Christmas game for the Dolphins being the longest game in NFL history as Miami earned a 27-24 playoff win in double overtime at Kansas City on December 25, 1971.

- Dec. 27 – Defensive tackle Tim Bowens is named NFL Defensive Rookie of the Year by the Associated Press. He becomes the first Dolphins player to win A.P.'s defensive rookie award since A.J. Duhe in 1977.
- Dec. 31 – Dan Marino throws a pair of touchdown passes to lead the Dolphins to a 27-17 win in a First-Round playoff contest against the Kansas City Chiefs at Joe Robbie Stadium. The game is billed as Marino-Montana III and the duel between the two future Hall of Famers lives up to its pregame hype. Marino completes 22 of 29 passes for 257 yards with two touchdowns and no interceptions and Montana counters by hitting on 26 of 37 passes for 314 yards with two scores and an interception. Marino sets an NFL playoff record as he throws for a touchdown pass in his 11th consecutive post-season game and moves past a tie with Montana (San Francisco/ Kansas City) and Ken Stabler (Oakland) for the longest all-time streak in NFL post-season history.

1995

- Jan. 9 – Natrone Means rushes for 139 yards and a touchdown to lead the San Diego Chargers to a 22-21 win over the Miami Dolphins in an AFC Divisional Playoff contest at Jack Murphy Stadium. San Diego took a 22-21 lead with just 35 seconds left in regulation as Stan Humphries threw an eight-yard touchdown pass to wide receiver Mark Seay. The Dolphins had one final chance to win the game as Dan Marino drove the team to the Chargers' 30-yard line but Pete Stoyanovich's 48-yard field goal attempt with eight seconds left was wide right.
- Jan. 18 – Assistant head coach/offensive line John Sandusky announces his retirement. A veteran of over three decades of NFL coaching (he concluded his 36th season in 1994), Sandusky was one of only two coaches to serve as offensive line coach on a Don Shula coached team. Sandusky was offensive line coach with the Colts (1963-69) and Dolphins (1976-94) under Shula, while Monte Clark coached the offensive line with the Dolphins under Shula from 1970-75.
- Feb. 6 – Monte Clark is named as the team's offensive line coach. Clark enters his third tour of duty with the Dolphins, re-joining the team after having served as head offensive line coach at Stanford University during 1993-94.
- Feb. 9 – Dolphins Executive Vice President and General Manager Eddie Jones signs a two-year contract to remain in that capacity through the 1996 season.
- May 19 – The Miami Dolphins sign a two-year agreement with WCMQ radio (1210 AM) to be the Spanish radio outlet for Dolphins games. WCMQ replaces WOBA radio, which had been the team's Spanish station for the previous 13 seasons.
- Sept. 3 – The Dolphins open the season with an explosive offensive display in a 52-15 win over the N.Y. Jets at Joe Robbie Stadium. The 52 points are the second-highest single-game total in team history (behind 55 points at St. Louis on November 24, 1977). In addition, the game is played in 94-degree weather, making it the warmest home game in team history.
- Oct. 1 – The Shula coaching family again makes sports history as father and son battle as head coaches with Don Shula and the Dolphins taking on his son, Head Coach David Shula, and the Cincinnati Bengals. The elder Shula improves to 7-1 when coaching against teams which feature one of his sons as a coach or player with a 26-23 win at the Bengals.
- Oct. 8 – Dan Marino passes Fran Tarkenton (3,686 completions) to become the NFL's all-time leader in career pass completions with a six-yard toss to fullback Keith Byars during the Dolphins' 27-24 overtime loss at Joe Robbie Stadium.
- Nov. 12 – Dan Marino becomes the NFL's all-time career passing yardage leader as he jumps past Fran Tarkenton (47,003 career yards) with a nine-yard pass to Irving Fryar in the first quarter of the Dolphins' 34-17 loss to the New England Patriots at Joe Robbie Stadium.
- Nov. 26 – Dan Marino tosses a six-yard touchdown pass to fullback Keith Byars with 1:03 remaining in the first half for his 343rd career scoring pass and becomes the NFL's all-time touchdown pass leader (surpassing Fran Tarkenton's 342 TDs) during Miami's 36-28 loss at Indianapolis.
- Dec. 11 – Guard/Tackle Bob Kuechenberg is inducted into the Dolphin Honor Roll during half-time ceremonies of Miami's 13-6 win over Kansas City at Joe Robbie Stadium. In the contest, Dan Marino breaks the last of Fran Tarkenton's major passing records (6,467 career attempts) with a pass attempt to wide receiver Randal Hill in the fourth quarter.
- Dec. 24 – The Dolphins post a 41-22 win at St. Louis to finish the regular season with a 9-7

record. The team clinches a playoff berth for the second consecutive season later in the day as the Denver Broncos come from behind late in the contest to win at Oakland and eliminate the Raiders from playoff consideration. Miami's win marks the 347th and final victory in the illustrious head coaching career of Don Shula.

- Dec. 30 – Miami's season ends following a 37-22 loss in an AFC First-Round Playoff Contest in Buffalo. The game is an offensive shootout as the teams combine for an NFL post-season record of 1,038 yards. Dan Marino leads the Dolphins by completing 33 of a career-high 64 pass attempts for 422 yards and a pair of scores, while WR O.J. McDuffie sets team playoff records with 11 catches for 154 yards. The game marks the final contest in Head Coach Don Shula's career.

1996

- Jan. 5 – Don Shula, the winningest coach in the history of the NFL, moves from his role as head coach of the team as he assumes another role within the Dolphins organization. He continues to serve as a partner to owner H. Wayne Huizenga and becomes Vice Chairman of the Board of Directors in addition to his status as a part-owner of the team. Shula leaves the sidelines with an overall record 347-173-6 in his 33 years as a head coach, including the last 26 years with the Dolphins (1970-95). He won Super Bowl titles with Miami in 1972 and 1973, posting a combined 32-2 record in those two seasons, and his 1972 team went 17-0, the only undefeated season in NFL annals.
- Jan. 11 – Jimmy Johnson signs a four-year contract to become head coach of the Dolphins, becoming the third head coach in club history, joining George Wilson (1966-69) and Don Shula (1970-95). Johnson joins the team with one of the most successful coaching records in football on both the professional and collegiate levels before spending the previous two years as an NFL analyst for FOX Sports. He is the first head coach in football history to win both a Super Bowl title (Dallas, 1992 and 1993) and a national collegiate championship (University of Miami, 1987).
- Jan. 16 – Dolphins owner H. Wayne Huizenga announces that Eddie Jones has been named President and Chief Operating Officer of the team, and Jimmy Johnson has been named as the club's General Manager/Head Coach. Jones had spent the last six seasons with the team as the club's Executive Vice President and General Manager.
- Jan. 17 – The Dolphins name Cary Godette (defensive line), Pat Jones (tight ends) and Bill Lewis (defense nickel package) to the coaching staff. Prior to joining the Dolphins, Godette, who replaces Joe Greene, had served as defensive line coach for the Carolina Panthers in 1995, Jones was head coach at Oklahoma State University from 1984-94, and Lewis was head coach at Georgia Tech University from 1992-94.
- Jan. 19 – Kippy Brown joins the Dolphins coaching staff as running backs coach, replacing Tony Nathan. Brown had served as running backs coach with the Tampa Bay Buccaneers (1995) and N.Y. Jets (1990-92).
- Jan. 24 – Bob Ackles is named as the Dolphins Director of Football Operations. Ackles joins the team after serving as Director of Football Administration for the Philadelphia Eagles in 1995 and working three years with the Arizona Cardinals as Director of College Scouting (1992-93) and Assistant General Manager (1994).
- Feb. 16 – The Dolphins name Larry Beightol as assistant head coach/offensive line, replacing Monte Clark. In addition to his coaching the offensive line, Beightol also assumes additional administrative responsibilities involving the entire football staff. Beightol joins the Dolphins after having served as offensive line coach with the Houston Oilers (1995), N.Y. Jets (1990-94), San Diego Chargers (1989), Tampa Bay Buccaneers (1987-88) and Atlanta Falcons (1985-86).
- March 1 – The Dolphins name Kevin O'Neill as head athletic trainer and Brad Roll as assistant strength and conditioning coach.
- April 23 – Dan Marino, who broke every significant career passing record in NFL history during the 1995 season, signs a three-year contract through the 1998 season to remain as quarterback of the Miami Dolphins.
- Aug. 26 – Pro Player, a sports apparel company, enters into a 10-year agreement with Joe Robbie Stadium, home of the Dolphins since 1987, to re-name the stadium Pro Player Park. The deal is worth \$2 million annually over the term of the contract.
- Sept. 1 – The Dolphins defeat the New England Patriots, 24-10, at Pro Player Park, in Jimmy Johnson's debut as head coach. Of the three head coaches in team history, Johnson is the only one to record a victory in his initial game. Also, rookie running back Karim Abdul-Jabbar rushes for 115 yards and a TD on 26 carries in Miami's victory over the Patriots, the first Dolphin rookie since Sammie Smith on November 5, 1989, against Indianapolis to rush for 100 yards. He also becomes the first player in Dolphins history to rush for 100 yards in his NFL debut.

- Sept. 10 – Pro Player Park is re-named Pro Player Stadium.
- Sept. 15 – On his 35th birthday, quarterback Dan Marino throws for 257 yards and three touchdowns as the Dolphins defeat the New York Jets, 36-27, at Pro Player Stadium. One of the scoring passes is a 74-yard strike to rookie fullback Stanley Pritchett, the longest completion to a Dolphins running back in team history.
- Oct. 27 – Quarterback Dan Marino plays in his 191st regular season game, against Dallas at Pro Player Stadium. In the process, he breaks Bob Kuechenberg's club career record for regular season games played of 190. The game is witnessed by 75,651 fans, the highest attendance figure in Pro Player Stadium history. The previous high was 75,129 for Super Bowl XXIII between San Francisco and Cincinnati on January 22, 1989. The former record for a Dolphins game was 73,080 for a November 20, 1995 contest against San Francisco.
- Oct. 29 – WQAM Radio (560 AM) signs a five-year contract for broadcast rights to the Dolphins, Florida Marlins and Florida Panthers. Dolphins football will be aired on WQAM beginning in the 1997 season and through the year 2001. The Dolphins' flagship station had been WIOD Radio since the team's inception in 1966.
- Oct. 31 – At the NFL fall meetings in New Orleans, the league awards the 1999 Super Bowl to the city of Miami. The game will be played at Pro Player Stadium.
- Nov. 10 – A 36-yard completion to O.J. McDuffie in the second quarter puts quarterback Dan Marino over the 50,000-yard mark for his career, the first quarterback in NFL history to reach that plateau. His eight-yard completion to Fred Barnett in the second quarter is the 4,000th completion of Marino's career, also making him the first quarterback in league history to achieve that feat. These accomplishments occur in a 37-13 victory over Indianapolis at Pro Player Stadium.
- Nov. 25 – At halftime of a 24-17 loss to the Pittsburgh Steelers on Monday Night Football at Pro Player Stadium, former Head Coach Don Shula is inducted into the Dolphin Honor Roll.

1997

- Jan. 14 – Miami Dolphins unveil a modified team logo and new uniforms for the 1997 season. The basic logo and team colors remain the same. The sunburst on the logo is more prominently displayed with the elimination of the hashmarks around the sun's perimeters, while the dolphin's features are accentuated by navy highlights. The home and road jerseys added a script "Dolphins" below the collar, and several subtle accents were added to the uniform to highlight and strengthen the team's traditional colors.
- Jan. 25 – Former head coach Don Shula (1970-95), the NFL's all-time winningest coach with 347 victories, is selected for induction into the Pro Football Hall of Fame in Canton, Ohio.
- March 11 – At the NFL spring meetings in Palm Desert, Calif., the NFL Owners approve limited cross ownership, finalizing H. Wayne Huizenga's ownership of the Dolphins.
- March 21 – Eddie Jones signs a two-year contract extension, which runs through 1998, to remain as the team's president and chief operating officer.
- April 17 – Les Koenning, wide receivers coach at Texas A&M the previous three seasons, is named as an offensive assistant.
- April 18 – The Dolphins unveil the first "official" mascot in team history during a press conference at the team's training facility. He makes his public debut on April 19 at the team's Draft Day party at Pro Player Stadium.
- June 3 – Doug Blevins is named as the team's kicking coach.
- June 4 – "T.D." is picked as the name of the Dolphins official team mascot, it is announced at the team's annual Awards Banquet. Sarah Fernandez and her two sons, Nelson and Vincent, win the "Name the Mascot" contest, and receive two tickets to Super Bowl XXXII in San Diego.
- June 13 – Dan Marino signs a one-year contract extension through the 1999 season.
- July 26 – Don Shula becomes the sixth former Dolphin to be enshrined into the Pro Football Hall of Fame in Canton, Ohio.
- Aug. 4 – The Dolphins travel to Mexico City and earn a 38-19 preseason win over the Denver Broncos before a crowd of 104,629 fans at Estadio Guillermo Canedo. The attendance is the most to ever witness a Dolphins game, surpassing the previous high of 103,667 that saw Miami's 27-17 loss to the Washington Redskins in Super Bowl XVII on January 30, 1983, in the Rose Bowl. The game marks the fourth time overall that the Dolphins have travelled abroad to play a preseason contest and the win improves Miami's record to 4-0 in games played on foreign soil. Miami's previous American Bowl games had been in London (1988), Tokyo (1991) and Berlin (1992). The Dolphins became the first NFL team to win four American Bowl contests, and

they also became the first team to win an American Bowl matchup in each of the three continents in which the games have been played.

- Aug. 31 – The Dolphins defeat the Indianapolis Colts, 16-10, at Pro Player Stadium in their 1997 season-opener. It's the Dolphins' first-ever regular season game in the month of August. It also marks their sixth consecutive opening-day victory.
- Oct. 5 – The Dolphins defeat the Kansas City Chiefs, 17-14, at Pro Player Stadium, marking the 300th victory in franchise history, including playoffs. The Dolphins become the second team from the old AFL to reach the 300-win plateau. The Oakland Raiders were the first.
- Oct. 27 – After the Dolphins built a 33-18 fourth-quarter lead, the Chicago Bears storm back for 18 unanswered points, including a Jeff Jaeger 35-yard field goal with 5:35 remaining in overtime, to come away with a 36-33 victory on a Monday night at Pro Player Stadium. It equaled the fourth-largest comeback win ever against Miami. The game originally was scheduled to be played on Sunday, October 26, but was pushed back due to Game 7 of the Marlins-Indians World Series.
- Dec. 14 – The Dolphins are shut out, 41-0, by the Indianapolis Colts in the RCA Dome. The shutout snaps a streak of 162 consecutive games - the second longest active streak in the NFL at the time - in which the Dolphins had scored. The last time Miami had been held scoreless was on November 29, 1987, in a 27-0 loss at the Buffalo Bills.
- Dec. 22 – In the season finale against New England at Pro Player Stadium, left tackle Richmond Webb starts his 110th consecutive regular season game, a new Dolphins record. His 109 straight starts were tied with Jim Langer. The Patriots win the game, 14-12, giving New England the AFC East title. A win by the Dolphins would have made them AFC East champions, but instead they enter the playoffs as a Wild Card team where they must go on the road to face the Patriots the following week, a 17-3 Dolphins loss on December 28.

1998

- Jan. 24 – Former Dolphins center Dwight Stephenson (1980-87) is among a group of five who are elected into the Pro Football Hall of Fame.
- Feb. 11 – Dolphins Head Coach Jimmy Johnson announces changes to the team's coaching staff: Kippy Brown, the Dolphins' running backs coach for the last two years, is named as offensive coordinator, replacing Gary Stevens; Larry Seiple, formerly the club's wide receiver coach, handles the quarterbacks; Joel Collier, a defensive assistant since 1994, coaches the running backs; Robert Ford, tight ends coach with the Dallas Cowboys since 1991, takes over as Miami's wide receivers coach; and Randy Shannon, an assistant at the University of Miami (Fla.), serves as a defensive assistant on the staff.
- March 23 – Jimmy Johnson signs a one-year contract extension to remain the Dolphins General Manager and Head Coach through the year 2000. Johnson originally signed a four-year contract with the club on January 21, 1996.
- Aug. 1 – Center Dwight Stephenson becomes the seventh former Dolphin to be enshrined into the Pro Football Hall of Fame in Canton, Ohio. He is inducted along with Anthony Muñoz, Mike Singletary, Tommy McDonald and Paul Krause.
- Nov. 29 – In a 30-10 victory over the New Orleans Saints at Pro Player Stadium, quarterback Dan Marino throws three touchdown passes, all to O.J. McDuffie. The second one, a seven-yard strike in the fourth quarter, the 400th TD pass of Marino's career, the first quarterback in NFL history ever to reach that plateau.
- Dec. 21 – The Dolphins record a 31-21 victory over the Denver Broncos at Pro Player Stadium in front of an ABC Monday Night Football audience. The win is Miami's 34th on Monday night, as they surpass Oakland as the winningest team in MNF history.
- Dec. 27 – In a season-ending 38-16 loss to the Falcons in Atlanta, wide receiver O.J. McDuffie catches five passes for 82 yards. His second reception of the afternoon, a 28-yard catch in the second quarter, is his 87th of the season, surpassing Mark Clayton (86 in 1988) as the Dolphins' single-season reception leader. McDuffie finishes the year with an NFL-high 90 receptions, the first Dolphin ever to lead the league in this category.

1999

- Jan. 2 – The Dolphins defeat the Buffalo Bills, 24-17, in an AFC First-Round Playoff game at Pro Player Stadium. It represents Miami's first playoff win since December 31, 1994, when they posted a 27-17 victory over the Kansas City Chiefs in a First-Round contest at Pro Player Stadium.
- Jan. 14 – Dave Wannstedt, head coach with the Chicago Bears from 1993-98, is named the Dolphins' assistant head coach.
- Jan. 21 – Paul Boudreau is named offensive line coach.

- March 2 – Eddie Jones signs a three-contract to remain as the team's President and Chief Operating Officer.
- June 15 – Dan Marino signs a two-year contract extension through 2001.
- Sept. 13 – The Dolphins defeat the two-time defending Super Bowl champion Denver Broncos, 38-21, in a season-opening Monday night game at Mile High Stadium. The win was the 300th during the regular season in Dolphins history.
- Oct. 10 – The Dolphins set a franchise record by posting 25 fourth-quarter points, and in the process erase a pair of nine-point deficits to earn a 34-31 triumph over the Colts at the RCA Dome. Quarterback Dan Marino throws a pair of touchdowns in the final period, including a two-yard strike to Oronde Gadsden with 27 seconds to play, lifting Miami to victory. It marks the 35th time in Marino's career that he has led the Dolphins back from a fourth-quarter deficit for a win.
- Oct. 17 – Dan Marino completes an eight-yard pass to Tony Martin in the first quarter against the New England Patriots at Foxboro Stadium. The completion, the first and only one of the game for Marino, puts him over the 60,000-yard passing plateau for his career, the only quarterback in NFL history to attain that mark. Marino leaves the game following the next series with a shoulder injury, forcing him to miss the next five contests. Damon Huard relieves Marino with the Dolphins trailing 7-0. After his first attempt is picked off and returned for a touchdown by Ty Law, Huard goes on to complete 24 of 42 passes for 240 yards with two touchdowns in leading the Dolphins to a 31-30 victory. The game-winning points occur on a five-yard TD pass to Stanley Pritchett with 23 seconds remaining in the game. The Dolphins become the first team in NFL history to win back-to-back road games when trailing by seven or more points after the third quarter.
- Dec. 5 – Former wide receiver Nat Moore becomes the 12th member of the Dolphin Honor Roll during halftime ceremonies against the Indianapolis Colts at Pro Player Stadium.
- Dec. 12 – Kicker Olindo Mare accounts for two field goals against the Jets at the Meadowlands. His first field goal of the game, a 24-yarder, was his 32nd of the season, breaking Pete Stoyanovich's club single-season records of 31, which Stoyanovich had set in 1991.
- Dec. 21 – Cornerback Sam Madison, kicker Olindo Mare and linebacker Zach Thomas are named to the AFC Pro Bowl squad, the first selection for all three. Madison becomes the first cornerback in team history to be voted to the Pro Bowl squad.
- Dec. 27 – Kicker Olindo Mare boots a 37-yard field goal against the Jets in a Monday night gam at Pro Player Stadium. The field goal was his 38th of the season, as he became the NFL's single-season field goal leader, surpassing John Kasay, who had amassed 37 field goals with Carolina in 1996. Mare would finish the season with 39 field goals.

2000

- Jan. 9 – The Dolphins defeat the Seattle Seahawks, 20-17, in an AFC First-Round Playoff game at the Kingdome, the final football game at the stadium. The win is Miami's first road playoff victory since they defeated the Pittsburgh Steelers in the 1972 AFC Championship Game at Three Rivers Stadium. Quarterback Dan Marino completes 17 of 30 passes for 196 yards with one touchdown and no interceptions in the victory, in which he guides a late drive that leads to the game-winning touchdown with 4:48 remaining.
- Jan. 15 – The Dolphins drop a 62-7 decision to the Jacksonville Jaguars in an AFC Divisional Playoff game at ALLTEL Stadium. The contest is the final one in the playing career of quarterback Dan Marino and coaching career of Jimmy Johnson.
- Jan. 16 – Jimmy Johnson, the Dolphins' General Manager/Head Coach since 1996, retires. Dave Wannstedt, the team's Assistant Head Coach in 1999, is named Head Coach.
- Jan. 24 – Jim Bates is named defensive coordinator, replacing George Hill. Clarence Brooks is named defensive line coach, replacing Cary Godette.
- Feb. 1 – Chan Gailey, the Head Coach with the Dallas Cowboys from 1998-99, is named offensive coordinator, replacing Kippy Brown. Randy Shannon, a defensive assistant with the Dolphins from 1998-99, is promoted to linebackers coach.
- Feb. 7 – Mike Shula, the offensive coordinator with the Tampa Bay Buccaneers from 1996-99, re-joins the Dolphins as quarterbacks coach, replacing Larry Seiple. Shula previously had served as an assistant on Miami's coaching staff from 1991-92. Judd Garrett is named as an offensive assistant, and Robert Nunn is named as a defensive assistant.
- Feb. 10 – Quarterback Dan Marino, the Dolphins' first-round draft choice in 1983 and the NFL's all-time leading passer, voids the final two years of his contract, thus becoming a free agent.
- Mar. 13 – Dan Marino announces his retirement from professional football.
- Apr. 14 – The Dolphins unveil Dan Marino's permanent encased locker at the team's Nova Southeastern University training facility, the first of its kind in club history.

- May 3 – The Dolphins name Rick Spielman as Vice President-Player Personnel. Spielman had served as Director of Pro Personnel with the Chicago Bears since 1997.
- June 12 – Huizenga Holdings, Inc., the private company that represents many of the non-publicly traded business interests of the Huizenga family, announces that it retained the investment banking firm of Morgan Stanley Dean Whitter to explore strategic alternatives regarding the financial structure of the Miami Dolphins and Pro Player Stadium. Alternatives include the potential of additional investors in the team and the stadium, as well as naming rights for the stadium.
- Aug. 21 – The portion of N.W. 199 Street in front of Pro Player Stadium is re-named “Dan Marino Boulevard.” The new address for the Dolphins’ home becomes 2269 Dan Marino Boulevard.
- Aug. 23 – More than 50,000 fans show up at Pro Player Stadium for the public tribute to Dan Marino. The night’s festivities include appearances by the five other members of the famed quarterback “Class of ‘83” – John Elway, Jim Kelly, Todd Blackledge, Tony Eason and Ken O’Brien – as well as former Dolphins Head Coach Don Shula and former Steelers quarterback Terry Bradshaw. The band “Hootie and the Blowfish” provide the musical entertainment, while the four-hour event concludes with a gala fireworks display.
- Sept. 3 – Jay Fiedler opens at quarterback in the Dolphins’ season-opener against Seattle at Pro Player Stadium. Fiedler is the first quarterback to start on opening day for the Dolphins other than Dan Marino since 1983. Fiedler completes 15 of 24 passes for 134 yards with one touchdown and no interceptions in the Dolphins’ 23-0 win, the third shutout victory on opening day in franchise history and the first since 1983.
- Sept. 17 – The Dolphins defeat the eventual Super Bowl champion Baltimore Ravens, 19-6, in a game that was played through a steady rain at Pro Player Stadium. At halftime of the game, former quarterback Dan Marino has his jersey No. 13 retired, the second Dolphin ever to receive that honor. He also becomes the 13th member of the Dolphin Honor Roll.
- Oct. 23 – On a Monday night at the Meadowlands, the Dolphins hold a commanding 30-7 fourth-quarter lead over the New York Jets. The Jets, however, post 30 of the 37 points scored in the fourth quarter to send the game into overtime, where John Hall ends the four hour, ten minute epic with a 40-yard field goal, 6:47 into the extra period. It is the largest comeback win ever against the Dolphins, while it also marks the longest game in the history of Monday Night Football.
- Dec. 24 – The Dolphins earn a 27-24 victory over the Patriots on Christmas Eve at Foxboro Stadium to claim the 12th AFC East title in club history and the first since 1994. Thirty-five minutes following the apparent conclusion of the game, both teams are summoned back onto the field after it is determined that three seconds still remain with the Patriots having the ball at their own 40. Michael Bishop’s final pass attempt of the game falls incomplete at about the Dolphins’ 25.
- Dec. 30 – The Dolphins erase a 14-0 third-quarter deficit by scoring 23 of the next 26 points en route to a 23-17 overtime win against the Colts in an AFC First-Round Playoff game at Pro Player Stadium. It marks the second-largest comeback win in Dolphins postseason annals. The winning points are scored on a 17-yard run by running back Lamar Smith with 3:34 to play in the first overtime. It caps a day in which Smith set an NFL playoff record with 40 rushing attempts. His 209 rushing yards is the second-highest figure in NFL playoff history and the most-ever by a Dolphin (regular season or postseason) at the time.

2001

- Jan. 6 – The Raiders defeat the Dolphins, 27-0, in a Divisional Playoff game in Oakland. It is the first time that Miami has been shutout in 38 postseason contests.
- Jan. 15 – Keith Armstrong is named special teams coach and Tony Wise is hired as offensive line coach.
- Jan. 27 – Former linebacker Nick Buoniconti, who anchored Miami’s “No-Name” defense, leading the Dolphins to two straight Super Bowl victories, becomes the eighth former Dolphin to be elected into the Pro Football Hall of Fame, and the first defensive player.
- Feb. 2 – Head Coach Dave Wannstedt signs a one-year contract extension through the 2003 season.
- Mar. 1 – Bob Sanders is named linebackers coach, replacing Randy Shannon, who became the defensive coordinator at the University of Miami.
- May 9 – Vice President of Player Personnel Rick Spielman signs a one-year contract extension through the 2003 season. In addition, Ron Labadie is promoted to Director of College Scouting, after serving as the Dolphins’ midwest scout since 1990. Tom Braatz, the team’s Director of College Scouting since 1992, is named as a scout, and John Crea is named as the Dolphins’ midwest area scout.

- Sept. 4 – George Paton is named Director of Pro Personnel, replacing Tom Heckert, Jr., who was named Director of Player Personnel with the Philadelphia Eagles.
- Aug. 4 – Former linebacker Nick Buoniconti is inducted into the Pro Football Hall of Fame, the eighth Dolphin and first defensive player to earn that honor.
- Sept. 13 – In the wake of the September 11 terrorist attacks, the NFL announces that it will cancel games for the weekend of September 16-17. The Dolphins game against the Buffalo Bills at Pro Player Stadium is re-scheduled for Sunday, January 6.
- Dec. 10 – The Dolphins earn a resounding 41-6 victory over the Indianapolis Colts on a Monday night at Pro Player Stadium, the last game that these two teams would play as AFC East opponents, prior to realignment in 2002. For the Dolphins, it is their 36th victory on Monday Night Football, as they surpass San Francisco as the winningest team in MNF history.
- Dec. 16 – The Dolphins are handed a 21-0 shutout by the San Francisco 49ers at 3Com Park. Coupled with their 24-0 loss to the Jets at Pro Player Stadium on November 18, it marks just the third time in franchise history and the first time since 1970 that the Dolphins suffer two shutout losses in the same season.
- Dec. 22 – Playing their third game in 13 days, the Dolphins drop a 20-13 decision to the New England Patriots in the last regular season game ever played at Foxboro Stadium.
- Dec. 30 – With a 21-14 win over Atlanta at Pro Player Stadium, the Dolphins clinch their fifth playoff appearance in a row, as they become the only NFL team to reach the postseason in each of these five years, a span ranging from 1997-01.

2002

- Jan. 6 – In a game that was originally scheduled to be played on September 16, but cancelled because of terrorist attacks, the Dolphins clinch a home First-Round Playoff game with a 34-7 season ending win over Buffalo, just the fourth time in team history that the Dolphins have played a regular season game in the month of January. On the game's final play, Brock Marion picks off a Travis Brown pass and races 100 yards for a touchdown, as the Dolphins establish a club single-season record for interception returns for touchdowns (five) and defensive touchdowns (six).
- Jan. 28 – Bryan Wiedmeier is promoted to Executive Vice President and Chief Operating Officer and Rick Spielman is promoted to Senior Vice President – Football Operations/Player Personnel.
- Feb. 5 – The Dolphins name Norv Turner as their Assistant Head Coach/Offensive Coordinator, taking over from Chan Gailey, who had been named Head Coach at Georgia Tech. In addition to serving as Head Coach with the Washington Redskins from 1994-00, Turner also was the offensive coordinator with both Dallas (1991-93) and San Diego (2001).
- Feb. 13 – Head Coach Dave Wannstedt signs a one-year contract extension through the 2004 season.
- March 14 – The Dolphins and WQAM Radio sign a new two-year contract for the station to continue to serve as the team's flagship through 2003.
- June 5 – At the team's annual Kickoff Banquet, President Eddie Jones announces that former running back Larry Csonka will have his uniform jersey No. 39 retired during halftime ceremonies of the Dolphins' December 9 game against Chicago at Pro Player Stadium. Csonka will become the third player to receive this honor, joining QB Bob Griese (No. 12 on May 6, 1982) and QB Dan Marino (No. 13 on September 17, 2000).
- Sept. 8 – The Dolphins record their 11th consecutive opening day victory with a 49-21 decision over the Detroit Lions at Pro Player Stadium. Making his Dolphins debut, RB Ricky Williams rushes for 111 yards and two touchdowns on 20 carries, the fifth-highest rushing total by a player in his initial appearance as a Dolphin.
- Sept. 22 – The Dolphins snap an eight-game losing streak to the Jets with a convincing 30-3 win at Pro Player Stadium. The victory also marks the Dolphins' 17th straight at home during the regular season in the months of August/September. Ricky Williams rushes for 151 yards and a touchdown on 24 attempts, becoming the first player in team history to amass three straight 100-yard rushing games. Coupled with his 132-yard effort the previous week at Indianapolis, his two-game rushing total of 283 yards sets a new Dolphins record, surpassing the old mark of 273, which had been held by Bernie Parmalee since 1994. Williams will go on to break this two-game record three subsequent times during the course of the season.
- Oct. 13 – In their first of four prime-time appearances of the year, the Dolphins register a 24-22 win over the Denver Broncos in their first-ever visit to INVESCO Field at Mile High. Jason Elam's 55-yard field goal with 45 seconds to play gives Denver a 22-21 lead. Olindo Mare counters with a 53-yarder with six seconds remaining to lift the Dolphins to the victory. It marks the first time in NFL history that a kicker from each team has accounted for a field goal of 50 yards or longer with less than a minute to play in a game.

- Nov. 24 – Ricky Williams establishes a new club single-season standard with his sixth 100-yard rushing game of the season with a 143-yard, two-touchdown effort in a 30-3 victory over San Diego at Pro Player Stadium. He breaks the old mark of five, which was first set by Delvin Williams in 1978.
- Dec. 1 – Ricky Williams further etches his name into the Dolphins' record book when he rushes for 228 yards and two touchdowns on 27 carries in a 38-21 loss to the Bills in Buffalo. This single-game total surpasses the previous record of 209 yards, set by Lamar Smith in a 2000 First-Round Playoff victory over Indianapolis. In the process, Williams also surpasses Delvin Williams' club single-season record of 1,258 yards, achieved in 1978. In addition, with Williams overtaking the 1,200-yard rushing mark, the conditional third-round draft choice in 2003 that the Dolphins sent to the Saints in the trade for Williams on March 8, now becomes a second-round pick.
- Dec. 9 – In a 27-9 victory over the Chicago Bears in a Monday night game at Pro Player Stadium, Ricky Williams becomes just the third player (fourth time) in NFL history to amass back-to-back 200-yard rushing games, as he runs for 216 yards and two touchdowns on 31 carries. He joins Hall of Famers O.J. Simpson (1973, 1976) and Earl Campbell (1980) as the only players to achieve this feat. His two-game rushing total of 444 yards is the fourth-most in NFL annals, while his 587 yards over the three-game span is third-most in league history. In the process, he breaks his own club record with his fourth consecutive 100-yard rushing performance. It also represents his fourth straight game with a pair of rushing scores. His total for the game gives him 1,500 yards for the season, as the second-round draft choice that the Saints get from the Dolphins as part of the trade now becomes a first-rounder in '03. At halftime of the game, former FB Larry Csonka has his jersey No. 39 retired, just the third Dolphin ever to receive that honor, joining quarterbacks Bob Griese (No. 12) and Dan Marino (No. 13).
- Dec. 21 – Jason Taylor is credited with 1.5 sacks as he ties Bill Stanfill's club single-season record for sacks with 18.5, during the game against the Vikings at the Hubert H. Humphrey Metrodome. Taylor also extends his streak of consecutive games with a sack to eight. That streak will come to an end in the season finale the following week as he is shut out by the Patriots. Taylor's sack total leads the NFL in 2002, as he becomes the first Dolphin ever to achieve that feat.
- Dec. 29 – Ricky Williams rushes for 185 yards and two touchdowns on 31 attempts against the Patriots in Miami's first-ever visit to Gillette Stadium. His second score of the game occurs on a 14-yard run in the second quarter, his 16th rushing score of the season and establishes a new Dolphins single-season record for rushing touchdowns, surpassing the previous mark of 15 set by Karim Abdul-Jabbar in 1997. Williams also finishes the year as the team's single-season leader for rushing yards (1,853), attempts (383), 100-yard rushing games (10) and total yards from scrimmage (2,216). His rushing yardage total also leads the NFL in 2002, as he becomes the first Dolphin ever to earn that distinction.

2003

- Feb. 2 – Ricky Williams rushes for 56 yards and two touchdowns on 11 attempts, catches three passes for 18 yards while also forcing a fumble on special teams in the AFC's 45-20 victory over the NFC in the Pro Bowl in Honolulu. For his efforts, Williams is named the game's MVP, just the second Dolphin ever to win that honor, joining kicker Garo Yepremian who came away with the award in the 1974 game.
- Feb. 13 – The Dolphins name Glenn Pires as assistant defensive line coach, replacing Robert Nunn, who left to become defensive line coach with the Washington Redskins. Pires had spent the previous two seasons as linebackers coach with the Detroit Lions.
- May 2 – Tom Braatz, a veteran of 38 seasons as an NFL front office executive, announces his retirement. Braatz had joined the Dolphins in 1992 as Director of College Scouting and spent his final two years with the club as a college scout. Chris Grier, the team's southeast college scout the past three years, is promoted to national scout.
- May 4 – Former Dolphin David Woodley (1980-83), an eighth-round draft choice in 1980 who started at quarterback for the Dolphins in Super Bowl XVII against Washington, passes away in his hometown of Shreveport, La.
- May 9 – Quarterbacks Coach Mike Shula, who played quarterback at the University of Alabama from 1983-86, is introduced as the school's head coach.
- Oct. 27 – The Dolphins record a 26-10 victory over the San Diego Chargers in a Monday night game at Sun Devil Stadium in Tempe, Arizona. The game originally was scheduled to be played at Qualcomm Stadium in San Diego, but is moved because of wildfires that devastate Southern California. After arriving in San Diego Sunday evening, the Dolphins board a flight to Phoenix the morning of the game, at approximately 11:00 a.m. (PT).
- Nov. 23 – In a Sunday night game against Washington at Pro Player Stadium, the Dolphins don

orange jerseys in a 24-23 win over the Redskins. It is the first time in franchise history that the Dolphins have worn a jersey color other than white or aqua.

- Nov. 27 – The Dolphins improve their Thanksgiving Day record to 4-1 with a 40-21 victory over the Dallas Cowboys at Texas Stadium. The Dolphins wear their “throwback” jerseys, commemorating the 30th anniversary of the 1973 team that captured the club’s second straight Super Bowl title.
- Dec. 15 – At halftime ceremonies against the Philadelphia Eagles at Pro Player Stadium, former wide receivers Mark Duper and Mark Clayton become the 14th and 15th members of the Dolphin Honor Roll.
- Dec. 21 – In a 20-3 win over the Buffalo Bills at Ralph Wilson Stadium, DE Jason Taylor registers three sacks, and in the process becomes the Dolphins’ all-time sack leader, surpassing Bill Stanfill, whose mark of 67.5 had stood since 1976.
- Dec. 29 – Owner H. Wayne Huizenga announces that the Dolphins will restructure their football operations for the 2004 season, including the search for a General Manager who will be responsible for all personnel matters on both the professional and college levels, as well as the makeup of the Dolphins roster. Head Coach Dave Wannstedt is given a two-year contract extension through the 2006 season.

2004

- Jan. 12 – Rick Spielman is promoted to General Manager from Senior Vice President-Football Operations/Player Personnel, a position in which he had served since 2002. He first joined the club as Vice President-Player Personnel since 2000. In addition, Dan Marino is named Senior Vice President/Football Operations.
- Jan. 26 – Joel Collier is promoted to offensive coordinator from running backs coach. He takes over the spot which became vacant when Norv Turner was named Head Coach with the Oakland Raiders. Marc Trestman, who had been with the Raiders each of the previous three seasons, including the last two as offensive coordinator, is named assistant head coach/quarterbacks. Miami native Jerry Sullivan is appointed wide receivers coach after spending each of the previous three seasons with the Arizona Cardinals, including 2003 as the team’s offensive coordinator.
- Feb. 2 – Bernie Parmalee is promoted to running backs coach from assistant special teams/offensive assistant, while Chris Foerster is named tight ends coach after handling that same position with the Indianapolis Colts each of the previous two seasons.
- Feb. 3 – Dan Marino resigns as Senior Vice President/Football Operations, saying, “I knew it would involve a significant lifestyle change but after further reflection, it became clear that those adjustments were ones that my family and I are not prepared to make at this time. As a result, I have decided that it would not be in the best interests of either my family or the Miami Dolphins to assume the role as the team’s Senior Vice President of Football Operations.”
- May 10 – Head Coach Dave Wannstedt announces several adjustments to the coaching staff for the 2004 season. Chris Foerster, who was hired earlier in the offseason to coach the team’s tight ends, was named offensive coordinator. Joel Collier will return to coaching the running backs, a position that he had held since 1998. Bernie Parmalee, who had been named running backs coach in the offseason following two years as an offensive assistant, will tutor the Dolphins’ tight ends. These changes were necessitated because of health-related reasons on the part of Collier.
- July 25 – Running back Ricky Williams informs the Miami Herald of his intention of retiring from professional football.
- July 30 – On the day the Dolphins report for the 39th training camp in franchise history, the club places Ricky Williams on its Reserve/Did Not Report list.
- Sept. 9 – Because of the threat of Hurricane Ivan, the Dolphins regular season opener against Tennessee is moved up one day, from September 12 to September 11, at Pro Player Stadium.
- Sept. 26 – Kickoff for the Dolphins-Steelers game at Pro Player Stadium is moved from 1:00 p.m. to 8:30 p.m., one day after South Florida feels the effects of Hurricane Jeanne.
- Oct. 10 – Kicker Olindo Mare aggravates a calf injury during pre-game warm-ups prior to a game against New England at Gillette Stadium. It thrusts return man Wes Welker into kicking duties. Not only did Welker perform his usual punt and kickoff return chores, but he also converted both a 29-yard field goal attempt and a PAT, and kicked off as well, becoming the first player in NFL history to do all five in the same game. Although the Dolphins lost, 24-10, Welker was named AFC Special Teams Player of the Week.

- Nov. 9 – Dave Wannstedt steps aside as head coach. Defensive coordinator Jim Bates takes over on an interim basis.
- Nov. 21 – In Jim Bates' first game as head coach, the Dolphins suffer a 24-17 loss at Seattle, dropping their record to 1-9, clinching the franchise's first losing season since 1988.
- Nov. 28 – After spending the entire week in San Francisco preparing for their game against the 49ers, the Dolphins give Jim Bates his first win as an NFL head coach by virtue of their 24-17 victory at Monster Park.
- Dec. 25 – While in Orlando, Fla., preparing for his team's Capital One Bowl game against Iowa, LSU Head Coach Nick Saban announces that he will accept an offer to become the sixth head coach in Dolphins history.
- Dec. 27 – Nick Saban signs a five-year contract to become head coach of the Dolphins.

2005

- Jan. 10 – Owner H. Wayne Huizenga announces major organizational and stadium changes through the creation of an innovative sports and entertainment company, Dolphins Enterprises, LLC. This company now will serve as an umbrella for all of the Huizenga sports and entertainment entities. In addition, Pro Player Stadium is re-named Dolphins Stadium. Improvements to the stadium include a remodeled club level and luxury suites, improved traffic flow, additional parking and state-of-art scoreboards.
- Jan. 10 – Derek Dooley, Will Muschamp and Bobby Williams, all of whom were on Nick Saban's staff at LSU in 2004, are named as assistants on the Dolphins' staff. Scott O'Brien, the special teams coach with Carolina the past six seasons, is named Coordinator of Football Operations. Jim Bates informs Nick Saban that he will not be returning to the Dolphins' coaching staff in 2005.
- Jan. 13 – Former Dallas Cowboys and NFL executive Joe Bailey is named Chief Executive Officer of Dolphins Enterprises, LLC.
- Jan. 19 – Former Minnesota Vikings offensive coordinator Scott Linehan is named to the same post with the Dolphins. George Edwards, Travis Jones and Dan Quinn all are named assistants on the defensive side of the ball.
- Jan. 25 – Charlie Baggett is named wide receivers coach and Hudson Houck is named offensive line coach. Baggett had held the same position with the Minnesota Vikings for the previous five seasons, while Houck had tutored the offensive line of the San Diego Chargers since 2002.
- Feb. 2 – Jason Garrett, who concluded his 12-year career as a player by spending the final six games of 2004 with the Dolphins, is named the team's quarterbacks coach.
- Feb. 5 – In his first year of eligibility, former quarterback Dan Marino is one of four elected into the Pro Football Hall of Fame, becoming the ninth former Dolphin to earn this honor.
- Feb. 14 – Tim Davis is named assistant offensive line coach and Bert Hill is named associate strength coach.
- March 1 – Richard Smith is named defensive coordinator. Smith had been the assistant head coach/linebackers with the Detroit Lions for the past two seasons. In addition, Dolphins Head Coach Nick Saban announces the assignments of several coaches who had previously been hired to the staff; Derek Dooley-tight ends, George Edwards-linebackers, Travis Jones-assistant defensive line, Will Muschamp-assistant head coach/defense, Dan Quinn-defensive line, Bobby Williams-running backs. Among his responsibilities, Muschamp will work with the team's safeties and the nickel package.
- March 15 – The Dolphins enter into a multi-year partnership with 790 The Ticket, in which the station will serve as the team's flagship through at least the 2006 season.
- June 3 – General Manager Rick Spielman announces that he is leaving the organization.
- June 6 – The Dolphins announce the hiring of Randy Mueller as general manager.
- June 8 – The Dolphins waive/fail physical DT Tim Bowens, the team's first-round draft choice in 1994, paving the way for him to retire as a Dolphin. Bowens had been the last tie to the Don Shula-era. At the team's annual Awards Banquet, it is announced that the Leadership Award is renamed the "Don Shula Leadership Award." In addition, former team President Eddie Jones is named the first winner of the new "Winning Edge Award."
- June 9 – Former tackle Richmond Webb signs a one-day contract with the team, allowing him to retire as a Dolphin.
- July 14 – Former wide receiver Nat Moore is added to the Dolphins radio broadcast team on 790 The Ticket as the sideline reporter. He joins fellow former Dolphins Jimmy Cefalo (play-by-play) and Joe Rose (analyst), as the Dolphins become the only NFL team to have three alumni on their game broadcasts.

- Aug. 7 – QB Dan Marino becomes the ninth former Dolphin and eighth player to be inducted into the Pro Football Hall of Game in Canton. More than 20,000 – most of whom are Marino fans – pack Fawcett Stadium. Dolphins owner H. Wayne Huizenga flies team employees and their families to Canton for the ceremonies.
- Oct. 6 – Dolphins Stadium is awarded Super Bowl XLIV following the 2009 season, the second time in a matter of four years and the 10th time overall that the Super Bowl will have been staged in South Florida.
- Oct. 7 – The Dolphins announce that the busts of their nine Hall of Famers will be on display at Dolphins Stadium from October 22-29 as part of the newly created “Gallery of Legends.”
- Oct. 20 – The impending arrival of Hurricane Wilma forces the Dolphins to move their Sunday, October 23 home against the Kansas City Chiefs up two days to Friday, October 21 at 7:00 p.m. It is the third time in two years that the Dolphins have had either the date or time of a home game altered because of a hurricane. The opening of the “Gallery of Legends,” slated for October 22, also is postponed.
- Nov. 2 – The “Gallery of Legends” makes its public debut at Dolphins Stadium.
- Nov. 6 – At halftime of the Dolphins’ game against the Atlanta Falcons at Dolphins Stadium, Dan Marino is presented with his Hall of Fame ring, an event that originally was scheduled to take place at the October 23 game against Kansas City, but postponed because of Hurricane Wilma.
- Dec. 4 – Trailing the Buffalo Bills 21-0 in the second quarter, the Dolphins go on to score 24 of the game’s next 26 points, including 21 in the fourth quarter, as they register the second-largest comeback win in team history, 24-23. Chris Chambers highlights the victory as he sets Dolphins single-game records for both receptions (15) and receiving yards (238).
- Dec. 11 – The Dolphins earn a 23-21 victory over the San Diego Chargers at Qualcomm Stadium. It marks Miami’s second win on the West Coast in a matter of three weeks, as they recorded a 33-21 victory over the Raiders in Oakland on November 27. It is the first time in team history that they have won two road games in the Pacific Time Zone in the same season.
- Dec. 21 – WR Chris Chambers, DE Jason Taylor and LB Zach Thomas are named to the AFC Pro Bowl squad. For Thomas, it is the sixth selection of his career, the most of any defender in Dolphins history.

2006

- Jan. 10 – Bryan Wiedmeier is elevated to President/COO of the Miami Dolphins. Wiedmeier had served the club since 1981, including the last four years as Executive Vice President/COO.
- Jan. 22 – Former Buffalo Bills Head Coach Mike Mularkey is named offensive coordinator, taking over for Scott Linehan, who after just one year in his post with the Dolphins, was named head coach with the St. Louis Rams.
- Jan. 24 – Former Carolina Panthers and Houston Texans Head Coach Dom Capers joins the Dolphins staff as a special assistant to Head Coach Nick Saban.
- Apr. 8 – In conjunction with Season Ticket Holder Appreciation Day, Dolphins Enterprises CEO Joe Bailey announces a major repositioning of Dolphins Stadium. Anchored by the unveiling of a new stadium logo and the world’s largest hi-definition video boards, the announcement included renaming the stadium “Dolphin Stadium” and a marketing strategy that will position the stadium to be one of the world’s leading sports and entertainment facilities.
- Apr. 25 – The NFL announces that running back Ricky Williams will be suspended for at least one year for violating the league’s substance abuse policy.
- Nov. 19 – Jason Taylor scores on a 51-yard interception return to lead the Dolphins to a 24-20 win over the Minnesota Vikings at Dolphin Stadium. Taylor’s touchdown is the seventh of his career, which ties George Martin’s NFL record for most career touchdowns by a defensive lineman. Taylor’s interception return for a score, coupled with safety Renaldo Hill’s 48-yard fumble return for a touchdown, marks just the second time in franchise history that the Dolphins have had a fumble return for a touchdown and an interception return for a touchdown in the same game.
- Dec. 3 – Former safety Dick Anderson becomes the 16th member of the Dolphin Honor Roll during halftime ceremonies of the game against Jacksonville at Dolphin Stadium.
- Dec. 19 – Linebacker Zach Thomas and defensive end Jason Taylor are named to the AFC Pro Bowl squad. For Thomas, it is the seventh such honor of his career, tying him with Richmond Webb for the second-most selections in franchise history.
- Dec. 25 – At halftime ceremonies of the Jets game at Dolphin Stadium, former tackle Richmond Webb becomes the 17th member of the Dolphin Honor Roll.

2007

- Jan. 3 – Head Coach Nick Saban resigns his post with the Dolphins after accepting the same position at University of Alabama.
- Jan. 5 – Defensive end Jason Taylor is named the Associated Press Defensive Player of the Year, becoming the third Dolphin to earn that honor, joining safety Dick Anderson (1973) and defensive end Doug Betters (1983).
- Jan. 19 – Cam Cameron, the offensive coordinator with the San Diego Chargers since 2002, is named the seventh head coach in Dolphins history.
- Feb. 2 – At an international press conference at the Miami Beach Convention Center, it is announced that the Dolphins will take part in the first-ever NFL regular season game to be staged outside of North America, as they will face the New York Giants on October 28, 2007 at London's Wembley Stadium.
- Mar. 16 – Dennis Sym, more commonly known to Dolphins Fans as "Dolfan Denny" dies at the age of 72. Sym led Miami crowds in cheers and chants in his glittering orange and aqua hat from the Dolphins' first game in 1966, starting in the stands. In 1976, then team owner Joe Robbie asked Denny to move down to the field as the team's official motivator. Sym retired in 2000.
- Apr. 23 – WQAM Radio enters into an agreement with the Dolphins to air Dolphins games once again, starting in 2007 and running through at least 2009.
- Oct. 7 – Jason Taylor starts his 119th straight game in a matchup against the Texans at Houston's Reliant Stadium, setting a new Dolphins record, one that was formerly held by Richmond Webb.
- Oct. 21 – In a 49-28 loss to the New England Patriots at Dolphin Stadium, Jason Taylor intercepts a Matt Cassel pass and returns it 36 yards for a TD, giving him eight career touchdowns. In the process, he sets an NFL record for most career touchdowns by a defensive lineman. He had been tied with former New York Giant George Martin.
- Dec. 16 – Three plays after Matt Stover misses a 44-yard field goal attempt on the first possession of overtime, Cleo Lemon hits Greg Camarillo, who outraces a Ravens secondary for a 64-yard touchdown, as the Dolphins record a 22-16 victory over Baltimore at Dolphin Stadium, their lone win of 2007. At halftime of the game, the Dolphins honor their 1972 Perfect Season Team, who are celebrating its 35th anniversary of having gone 17-0.
- Dec. 20 – Bill Parcells, a head coach in the NFL for 19 years, most recently with Dallas in 2006 and whose teams reached the Super Bowl three times, including a pair of championships, is named the Dolphins' Executive Vice President of Football Operations.
- Dec. 23 – Jason Taylor plays in his 129th straight league game in a contest against the Patriots at Foxborough Stadium, establishing a new Dolphins record, one that was formerly held by Jim Langer.
- Dec. 31 – It is announced that General Manager Randy Mueller will be leaving the club.

2008

- Jan. 2 – Jeff Ireland, a member of the Dallas Cowboys personnel department since 2001, including the past three seasons as Vice President of College Scouting, is named General Manager.
- Jan. 3 – Head Coach Cam Cameron and all but two members of his staff (George Edwards, Steve Hoffman) are released from their duties.
- Jan. 16 – Tony Sparano, a veteran of nine seasons as an NFL assistant, including the past four with the Dallas Cowboys, is named the eighth head coach in Dolphins history.
- Feb. 3 – Just prior to kickoff of Super Bowl XLIII between the Patriots and Giants at University of Phoenix Stadium, Jason Taylor is named the Walter Payton NFL Man of the Year for his work off the field. He becomes the third player to win this prestigious award as a Dolphin, joining a pair of Hall of Famers in Dwight Stephenson (1985) and Dan Marino (1998).
- Feb. 22 – Owner Wayne Huizenga announces that Stephen M. Ross of New York and Palm Beach has become a 50 percent partner in the franchise, the stadium and the surrounding developable land. The transaction is contingent upon approval of the National Football League.
- March 31 – At the NFL Annual Meeting in Palm Beach, Fla., the league's owners unanimously approve the sale of 50 percent of the Miami Dolphins to Stephen M. Ross.
- Apr. 22 – Owning the No. 1 pick in the NFL Draft for the first time in team history, the Dolphins sign University of Michigan tackle Jake Long to a multi-year contract, making him the top pick in the draft, four days before the first day of the draft (April 26).
- Sept. 21 – The Dolphins defeat the New England Patriots, 38-13, at Gillette Stadium, snapping the Patriots' 19-game regular season winning streak. In the game, the Dolphins unveil

their Wildcat offense, which produces four touchdowns, each of which involves Ronnie Brown. They include three rushing scores while Brown also throws a touchdown. Brown racks up four rushing scores overall on the afternoon, a new Dolphins record.

- Dec. 7 – The Dolphins and Bills take part in the NFL's first-ever regular season game staged in Canada as the Dolphins record a 16-3 victory at the Rogers Centre in Toronto.
- Dec. 14 – At halftime of a 14-9 win over San Francisco at Dolphin Stadium, Bob Baumhower and Doug Betters become the 18th and 19th members of the Dolphin Honor Roll during halftime ceremonies.
- Dec. 21 – The Dolphins rack up 403 yards of total offense en route to a 38-31 victory over Kansas City at Arrowhead Stadium. It's a game in which the lead changes hands seven times. The mercury at kickoff read 10 degrees, making it the coldest game in Dolphins history. With a wind chill, the temperature is minus-12 degrees.
- Dec. 28 – The Dolphins cap a 10-game turnaround from 2007 with a 24-17 victory over the Jets at the Meadowlands, giving the Dolphins a record of 11-5 and the AFC East title, just one year after finishing 1-15. The 10-game improvement ties the 1999 Indianapolis Colts for the largest in NFL history.
- Dec. 30 – The National Football League announces that Dolphin Stadium will host the Pro Bowl on January 31, 2010, one week prior to also hosting Super Bowl XLIV. It will be the first time the game is played prior to a Super Bowl and only the second Pro Bowl played in the same city as the Super Bowl. The Los Angeles Coliseum hosted the first Super Bowl on January 15, 1967 as well as that year's Pro Bowl.

2009

- Jan. 15 – Dave DeGuglielmo is named offensive line coach. DeGuglielmo comes to the Dolphins with 18 years of coaching experience, including spending the previous five seasons with the New York Giants.
- Jan. 20 – Wayne Huizenga and Stephen M. Ross jointly announce that Ross has closed on the purchase of an additional 45 percent of the Miami Dolphins and Dolphin Stadium. Coupled with his earlier purchase of 50 percent of the franchise, the stadium, and the excess developable land last Feb. 22, Ross now has 95-percent ownership of the Dolphins and the stadium while Huizenga will retain a five-percent share of both and remains a 50 percent partner in that land.
- Jan. 20 – Rookie tackle Jake Long is added to the AFC Pro Bowl squad. He becomes just the fourth No. 1 overall pick in the draft to earn this honor since 1970, and the first one who was not a running back.
- Feb. 21 – Darren Rizzi is named assistant special teams coach. Rizzi joins the Dolphins after spending the 2008 season as the head coach at the University of Rhode Island.
- May 3 – Mike Dee is named as Chief Executive Officer of the Miami Dolphins and Dolphin Stadium by Dolphins Owner and Managing General Partner Stephen M. Ross. Dee is responsible for the business development and growth of both entities and to position the team and the stadium in the forefront of the sports and entertainment field. Dee joins the Dolphins after 14 years in Major League Baseball, including the last five as Chief Operating Officer of the Boston Red Sox.
- May 8 – Owner and Managing General Partner of the Miami Dolphins, Stephen M. Ross, and celebrated singer songwriter Jimmy Buffett announce that Dolphin Stadium will be renamed Land Shark Stadium. The unique branding brings Buffett's Margaritaville and Land Shark themes to enhance the game-day experience. To mark the announcement, Buffett performs three songs and unveils the new lyrics to his iconic song "FINS", written expressly for the team.
- June 25 – Stephen M. Ross, Owner and Managing General Partner of the Miami Dolphins, announces that 19-time Grammy Award-winning producer Emilio Estefan and international superstar Gloria Estefan are joining the organization as limited partners of the franchise. The Estefans are the first Cuban-Americans to hold an ownership stake in an NFL franchise and one of the few Hispanics league-wide to hold this unique distinction.
- July 21 – Owner and Managing General Partner of the Miami Dolphins, Stephen M. Ross announces that Grammy Award-winning singer/songwriter Marc Anthony is joining the organization as a limited partner of the franchise.
- Aug. 7 – Miami Dolphins owner Stephen Ross announces that world-renowned artist Romero Britto will bring Land Shark Stadium alive through his iconic art. The stadium's helixes and gate entrances will be adorned by Britto's high-energy and vibrant art, adding life and a touch of South Florida to the venue. In connection with the Dolphins celebration of Hispanic Heritage Month, children from various community

organizations under the Brazilian artist's direction help paint the helixes with Britto's pulsating colors and pop themes.

- Aug. 25 – Owner and Managing General Partner of the Miami Dolphins, Stephen M. Ross announces that Venus and Serena Williams, who have 18 Grand Slam tennis singles titles combined and are residents of Palm Beach Gardens, are joining the organization as limited partners of the franchise. The Williams sisters are the first female African-Americans to hold an ownership stake in a NFL franchise and one of the few African-Americans league-wide to hold this unique distinction.
- Sept. 21 – The Dolphins open the 2009 home schedule with a prime time Monday night ESPN contest against the Indianapolis Colts, marking the team's first prime time home opener since a Thursday night against the Pittsburgh Steelers on September 10, 1981 and the first home opener on Monday night since September 22, 1975 against the Oakland Raiders.
- Oct. 12 – For the third time in team history (all in home prime time games), the Dolphins wear orange jerseys and defeat the New York Jets, 31-27, at Land Shark Stadium in a Monday Night contest. The win gives the Dolphins a perfect 3-0 record in those contests, having defeated the Washington Redskins, 24-23, on Nov. 23, 2008, and the New England Patriots, 29-28, on Dec. 20, 2004.
- Oct. 13 – The National Football League approves Stacy Ann Ferguson as a proposed limited partner of the franchise during the NFL Fall Meetings that were held in Boston. Ferguson, who is better known by the stage name 'Fergie', the female vocalist of the hip hop/pop group the Black Eyed Peas, is the sixth celebrity partner approved by the NFL and added to the franchise by Owner and Managing General Partner, Stephen M. Ross.
- Nov. 1 – In the Dolphins' 30-25 victory over the New York Jets at Giants Stadium, Ted Ginn, Jr. becomes the first player in NFL history with two touchdowns of 100 yards or more in the same game, running kickoffs back 100 and 101 yards for touchdowns, both in the third quarter. The third-year veteran also becomes the eighth player in NFL history with two kick return touchdowns in a game. Additionally, Ginn becomes the first player to record two returns for touchdowns in the same quarter since Green Bay's Travis Williams accomplished the feat November 12, 1967 vs. the Cleveland Browns in Milwaukee County Stadium. Ginn also records the second most kickoff return yards in a game in NFL history with 299 yards, which is second to Tyrone Hughes of the New Orleans Saints who registered 304 yards against the L.A. Rams on October 23, 1994.
- Dec. 20 – Ricky Williams has 19 carries for 80 yards at Tennessee, eclipsing the 1,000-yard mark for the season. Williams finishes the season with 1,121 rushing yards and breaks the NFL record for longest span between 1,000-yard seasons. Williams' last 1,000-yard season came in 2003, six seasons earlier. He finished second to Ernest Byner by 98 yards for the most yards in a single season between 1,000 yard rushing seasons.

2010

- Jan. 19 – Bill Sheridan is named linebackers coach. Sheridan joins the Dolphins after spending the 2009 season as the defensive coordinator of the New York Giants.
- Jan. 20 – Mike Nolan is named defensive coordinator, replacing Paul Pasqualoni, after spending the 2009 season as the defensive coordinator of the Denver Broncos.
- Jan. 20 – The Miami Dolphins and the U.S. division of Sun Life Financial Inc. (NYSE: SLF, TSX: SLF) announce a multi-dimensional partnership that results in the team playing in what is now called "Sun Life Stadium." In addition to acquiring naming and sponsorship rights, which go into effect for the upcoming Pro Bowl and Super Bowl, Sun Life Financial, a leading international financial services organization, makes Miami and South Florida a major part of a multi-city philanthropic endeavor through an annual partnership with the Miami Dolphins Foundation.
- Jan. 31 – The Miami Dolphins unveil the "Perfect Moment in Time" statue in honor of Hall of Fame Coach Don Shula. The bronze statue adorns the entrance of the new Dolphins corporate headquarters at Sun Life Stadium, marking the return of the Dolphins front office to Miami-Dade County after 16 years. In addition, the stadium address is announced as 347 Don Shula Drive in honor of the head coach's career victory total.
- Jan. 31 – The 2010 Pro Bowl, the first contested prior to the Super Bowl and only the second Pro Bowl played in the same city as the Super Bowl, is staged at Sun Life Stadium. Houston Texans quarterback Matt Schaub is named the games' MVP while leading the AFC to a 41-34 win.
- Feb. 7 – The New Orleans Saints rally with 15 unanswered points in the fourth quarter to defeat the Indianapolis Colts, 31-17, to win Super Bowl XLIV. It is the tenth Super Bowl held in Miami at the home stadium of the Miami Dolphins: the newly named Sun Life Stadium had hosted four previous Super Bowls (XXII, XXIX, XXXIII, and XLI) and five were played in the Miami Orange Bowl (II, III, V, X, XIII).

- Feb. 24 – Joe Danna is named assistant defensive backs coach. Danna joins the Dolphins after spending the 2009 season with the Atlanta Falcons as a defensive assistant.
- Mar. 1 – The Dolphins announce a six-year radio broadcast rights partnership with Clear Channel Communications that results in WBGG (105.9 FM) and WINZ (940 AM) becoming the Dolphins flagship stations.
- May 20 – In an emotional press conference, Zach Thomas announces his retirement after signing a free agent contract with the Dolphins. It allows him to finish his career with the team that he played for in his first 12 seasons in the league (1996-2007), making seven Pro Bowls and registering 100 or more tackles in all but one season in that span.
- Oct. 5 – Darren Rizzi is promoted to special teams coach. He had served as the team's assistant special teams coach since 2009.
- Oct. 19 – The Dolphins break their own record for the largest total for a single-site, one-day blood drive in Florida history during the Second Annual Touchdown for Life Blood Drive at Sun Life Stadium. A record 1,567 participants registered, exceeding last year's record in which there were 1,003 blood donors.
- Nov. 14 – The Miami Dolphins honor long-time Miami Herald columnist Edwin Pope by naming the press box at Sun Life Stadium the "Edwin Pope Press Box."
- Nov. 18 – During halftime ceremonies of the team's game against the Chicago Bears, former Dolphins safety Jake Scott and defensive end Bill Stanfill become the 20th and 21st members to be inducted into the Dolphins Honor Roll. The pair were also teammates at the University of Georgia prior to joining the Dolphins.
- Nov. 20-21 – More than 400 cyclists take part throughout two days of the inaugural Dolphins Cycling Challenge. DCC riders cycle across three South Florida counties and raised \$533,106 to support cancer research and treatment for the Sylvester Comprehensive Cancer Center.
- Dec. 5 – Dan Carpenter kicks a 60-yard field goal against the Cleveland Browns at Sun Life Stadium, which breaks the record for longest field goal in team history. The record had been set by Pete Stoyanovich who booted a 59-yard kick on November 12, 1989 at the New York Jets.

2011

- Jan. 2 – With six carries at New England, Ricky Williams sets the team record for most career rushing attempts with 1,509. Williams passes Hall of Famer Larry Csonka, who held the record with 1,506 attempts.
- Jan. 8 – Head Coach Tony Sparano signs a contract extension through the end of 2013 season.
- Jan. 19 – Brian Daboll is named offensive coordinator. Daboll spent the previous two seasons in the same position with the Cleveland Browns. Prior to his experience in Cleveland, Daboll spent seven years on Bill Belichick's coaching staff with the New England Patriots, the first two as a defensive assistant and the last five (2002-06) as wide receivers coach.
- Jan. 20 – The Dolphins name Jeff Nixon as running backs coach and Darren Krein as head strength and conditioning coach.
- Jan. 22 – General Manager Jeff Ireland signs a multi-year contract extension.
- Jan. 24 – Dan Campbell is named tight ends coach. Campbell originally joined the staff prior to the 2010 season, serving as a coaching intern/offense.
- Jan. 26 – The Dolphins announce several changes to their coaching staff. Special teams coach Darren Rizzi is promoted to special teams coordinator, Karl Dorrell is now the quarterbacks coach after directing the team's wide receivers, former offensive quality control coach Steve Bush is now the wide receivers coach, Dave Fipp is named as the assistant special teams coach, Tony Sparano, Jr. is named offensive quality control coach and Ike Hilliard joins the team as assistant wide receivers coach.
- Feb. 21 – Former Dolphins Pro Bowl linebacker Bryan Cox returns to the organization as the team's pass rush coach. Cox spent the previous two seasons as the defensive line coach for Cleveland Browns (2009-10). He began his NFL coaching career as an assistant defensive line coach for the New York Jets (2006-08).
- May 4 – A public memorial service to celebrate the life and achievements of former Dolphins tight end and long-time broadcaster Jim "Mad Dog" Mandich, who passed away on April 26 after a battle with bile-duct cancer, is held in front of a crowd of several thousand fans at Sun Life Stadium. At the celebration it is announced that Mandich will be inducted to the Dolphin Honor Roll as a "Special Contributor."
- Aug. 1 – Jason Taylor re-signs with the Dolphins for the third stint with the team. A veteran of 15 seasons, the former NFL Defensive Player of the Year (2006) and NFL Man of the Year (2007) has played with the Dolphins (1997-2007, 2009), Redskins (2008) and N.Y. Jets (2010).

- Aug. 19 – Hall of Fame quarterback Bob Griese is added to the Dolphins radio booth, replacing Jim Mandich, who had passed away earlier that year in April. Griese rounds out the radio broadcast crew of play-by-play voice Jimmy Cefalo and color analyst Joe Rose. Griese has been a member of the television broadcast crew at CBS-4 broadcasting Miami's preseason games for the past 21 years. He also worked as a color analyst on college football games for ABC for almost 30 years.
- Sept. 12 – Hours before the season opener against the Patriots, Dolphins owner Steve Ross is accompanied by Tim Robbie and Hall-of-Famers Dan Marino, Bob Griese, Larry Little and Dwight Stephenson as he re-dedicates a statue of team founder Joe Robbie on the newly named Joe Robbie Alumni Plaza, located at Gate C of Sun Life Stadium. The plaza will be the place where Dolphins legends from the player side and the fan side will be honored going forward.
- Dec. 4 – A little more than an hour before the Dolphins and Raiders game at Sun Life Stadium, original owner Joe Robbie and nine Dolphins legends took their place on the newly minted Walk of Fame. The shrine surrounds a statue of the late Robbie as the centerpiece of the Joe Robbie Alumni Plaza. Hall-of-Famers Don Shula, Dan Marino, Bob Griese, Nick Buoniconti, Jim Langer, Larry Little, Larry Csonka and Dwight Stephenson and Paul Warfield joined Robbie in having their names immortalized in bronze. At halftime, former Dolphins tight end and broadcaster Jim Mandich became the 22nd member of the Dolphin Honor Roll.
- Dec. 12 – Todd Bowles, who had served as Miami's Assistant Head Coach/Secondary since joining the organization prior to the 2008 season, is named as the team's interim head coach, replacing Tony Sparano.
- Dec. 18 – Reggie Bush gains a career high 203 rushing yards in Miami's 30-23 win. The performance marks the fourth time in team history that a Dolphins running back surpasses the 200-yard rushing mark, joining Ricky Williams (228 yards at Buffalo on December 1, 2002 and 216 yards vs. Chicago on December 9, 2002) and Lamar Smith (209 yards vs. Indianapolis in an AFC Playoff contest on December 30, 2000). Bush scores on a 76-yard touchdown run in the fourth quarter at Buffalo. It is the third-longest rush from scrimmage in team history, behind 77-yard touchdown runs by Leroy Harris (December 5, 1977 vs. Baltimore) and Keith Byars (November 25, 1993 at Dallas).
- Dec. 24 – Reggie Bush tops the 100-yard rushing mark for the fourth consecutive game with 113 yards at the Patriots and surpasses the 1,000-yard rushing mark. It marks the 12th time in team history that a Dolphins runner has posted a 1,000-yard rushing season. In the game, Bush and wide receiver Brandon Marshall become first 1,000-yard rushing and receiving tandem in a single season in franchise history.

2012

- Jan. 1 – Jason Taylor is carried off the field by his teammates in the final game of his record-setting career following Miami's 19-17 season-ending victory over the New York Jets. Taylor, who announced his retirement on December 28, 2011, finishes his career with 139.5 sacks (sixth-most in NFL history), an NFL-record six fumble returns for touchdowns and six Pro Bowl appearances. The win is the 400th regular season triumph in Dolphins history.
- Jan. 20 – Joe Philbin is named as the tenth head coach in Miami Dolphins team history. Philbin joins Miami from the Green Bay Packers, where he originally joined the team on February 10, 2003 as assistant offensive line coach. He was promoted to tight ends/assistant offensive line on February 27, 2004 and was promoted by Head Coach Mike McCarthy to offensive line coach on January 17, 2006, and to offensive coordinator on January 15, 2007.
- Jan. 27 – Mike Sherman is named as offensive coordinator and Kevin Coyle joins the organization as defensive coordinator, bringing a combined 68 years of coaching experience. Sherman most recently was a college head coach at Texas A&M, where he spent four years (2008-11) and was the head coach of the Green Bay Packers for six seasons (2000-05). Coyle comes to Miami after more than a decade with the Cincinnati Bengals, the last nine (2003-11) as their defensive backs coach.
- Jan. 29 – Brandon Marshall catches six passes for 176 yards and four touchdowns in the Pro Bowl and is named as the game's MVP following a 59-41 AFC victory. Marshall joins kicker Garo Yepremian (1974) and running back Ricky Williams (2003) as the only Dolphins to be named as the MVP of the NFL's annual all-star game.
- Jan. 30 – George Edwards is named as Miami's linebackers coach and Zac Taylor as assistant quarterbacks coach. The team also announces that tight ends coach Dan Campbell, strength coach Darren Krein and special teams coordinator Darren Rizzi have been retained on Head Coach Joe Philbin's staff.
- Feb. 2 – Jim Turner is named as team's offensive line coach. The Dolphins also announce that defensive quality control coach David Corrao, assistant special teams coordinator

- Dave Fipp, assistant strength coach Dave Puloka and defensive line coach Kacy Rodgers have been retained on the coaching staff.
- Feb. 4 – The Dolphins name Lou Anarumo as defensive backs coach, Phil McGeoghan as assistant wide receivers coach and Ken O’Keefe as the wide receivers coach.
 - Feb. 10 – Coach Joe Philbin completes his coaching staff by naming Blue Adams as assistant defensive backs coach, Charlie Bullen as defensive assistant, Ben Johnson as offensive assistant, Chris Mosley as assistant offensive line coach and announcing that running backs coach Jeff Nixon has been retained.
 - April 3 – The Miami Dolphins, Nike and the NFL reveal the team’s new jersey at a special event in New York City. The primary change to the Dolphins uniform is performance-based with a new uniform material as well as cut of the jersey. The most noticeable design change is the “flywire technology” on the collar.
 - May 29 – Head Coach Joe Philbin announces that the Dolphins will participate in the 2012 season of *Hard Knocks*, a reality sports documentary television series produced by NFL Films and HBO. The show follows a single NFL team through its training camp and covers the team’s preparation for the upcoming football season.
 - June 28 – Director of Player Personnel Brian Gaine is promoted to Assistant General Manager.
 - Aug. 8 – The Dolphins announce a comprehensive marketing and community partnership agreement with Doctors Hospital Center for Orthopedics & Sports Medicine, a division of Baptist Health South Florida. The partnership includes the naming rights to the team’s training facility in Davie, Florida with the complex now officially known as the Doctors Hospital Training Facility at Nova Southeastern University.
 - Aug. 10 – Senior Vice President of Football Operations Dawn Aponte is promoted to Executive Vice President of Football Administration.
 - Sept. 9 – Ryan Tannehill becomes the first rookie quarterback in franchise history to start a season opener when he lines up behind center at the Texans. Tannehill would go on to start all 16 regular season games and become the first rookie signal caller to accomplish that feat as well.
 - Sept. 30 – Wide receiver Brian Hartline sets a team record with 253 receiving yards in Miami’s game at the Cardinals. Hartline’s receiving yardage total surpasses the previous record of 238 yards set by Chris Chambers on December 4, 2005. In addition, quarterback Ryan Tannehill’s throws for 431 passing yards which are the second most (now third) in NFL history by a rookie passer. Lastly, defensive end Cameron Wake records 4.5 sacks, the most by a Dolphins player in team history (since 1982 when sacks became an NFL official statistic).
 - Oct. 14 – Former Dolphins defensive end/linebacker Jason Taylor and linebacker Zach Thomas are inducted into the Dolphin Honor Roll during halftime of Miami’s 17-14 win over the St. Louis Rams at Sun Life Stadium. Taylor played 13 seasons with Miami (1997-2007, 2009, 2011), earning six Pro Bowl trips. He is the all-time Dolphins sack leader with 131 sacks. He was named the 2006 NFL Defensive Player of the Year and 2007 Walter Payton NFL Man of the Year Award Winner. Thomas played twelve seasons (1996-2007), earning seven Pro Bowl honors, the second most in team history. Thomas notched 11 seasons of 100 or more tackles and led Miami in tackles 10 of his 12 years with the team.
 - Nov. 15 – Kick returner Marcus Thigpen scores on a 96-yard kickoff return at Buffalo and becomes the first Dolphins player to return both a kickoff and a punt for a touchdown in the same season. Thigpen ran back a punt 72 yards for a score in the season opener at Houston on September 9.
 - Nov. 25 – With a nine yard completion to wide receiver Davone Bess against the Seahawks, quarterback Ryan Tannehill sets a team record for most passing yards in a season by a Dolphins rookie quarterback. Tannehill passes Dan Marino, who passed for 2,210 yards as a rookie in 1983. Tannehill would go on to finish his rookie campaign with 3,294 yards.
 - Dec. 15 – The world premiere of “More Than Perfect. One Team, One Town. The Impact Of The 1972 Miami Dolphins” takes place at the historic Olympia Theater at the Gusman Center for the Performing Arts in Downtown Miami. The film, produced by Bombo Sports & Entertainment in cooperation with NFL Films, is a one of a kind feature which sheds new light on one of team sports greatest achievements through a series of never-before-seen footage and exclusive interviews with both players and community leaders.
 - Dec. 16 – During halftime ceremonies of Miami’s 24-3 win over the Jacksonville Jaguars, the organization celebrates the 40th anniversary of the NFL’s only perfect team, the 1972 Super Bowl champion Miami Dolphins. Led by Hall-of-Fame Head Coach Don Shula, a large contingent of the members of that championship team also honors their

defensive coordinator, Bill Arnsparger, who has his name added to the Dolphin Honor Roll. Prior to the game, defensive tackle Manny Fernandez (1968-75), quarterback Don Strock (1974-87), quarterback Earl Morrall (1972-76), defensive tackle Tim Bowens (1994-2004) and wide receiver Nat Moore (1974-86) are added to the team's Walk of Fame at the Joe Robbie Alumni Plaza in front of Gate C at Sun Life Stadium.

2013

- Jan. 30 – Marwan Maalouf is named as assistant special teams coach. The team also announces a series of promotions, including defensive assistant coach Charlie Bullen to assistant defensive line coach, offensive assistant Ben Johnson to assistant quarterbacks coach and assistant quarterbacks coach Zac Taylor to quarterbacks coach.
- March 29 – Dolphins CEO Mike Dee confirms the team's new logo, which still includes navy and white accents. The newly evolved logo remains aqua and orange, though the colors return to the hues worn by the '70s and '80s teams.
- April 25 – The Dolphins officially debut the organization's logo and uniform evolution at the team's 2013 Fins on the Clock Draft Party at Sun Life Stadium. The event features a host of current and former Dolphins greats, including the evolution of the Dolphins uniforms featuring Bob Griese, Dan Marino and Jason Taylor in the uniforms of their time followed by the debut of the team's new uniform modeled by current players.
- May 29 – Dolphins General Manager Jeff Ireland announces promotions within the player personnel department, including Anthony Hunt as Director of Pro Scouting, Joe Schoen as Assistant Director of College Scouting, Adam Engroff as National Scout and Cody Rager as West Coast Area Scout.
- Aug. 4 – The Dolphins debut their new logo and uniforms as the team kicks off the 2013 season against the Dallas Cowboys and makes its fourth appearance in the Pro Football Hall of Fame Game in Canton, Ohio.
- Aug. 20 – President Barack Obama welcomes Head Coach Don Shula and more than 20 members of the 1972 Super Bowl champion Miami Dolphins to the White House to honor the NFL's only perfect season. It did not become common practice for Super Bowl champions to visit the White House until after 1980.
- Sept. 9 – Dolphins Owner and Managing General Partner Stephen Ross names Tom Garfinkel as president and chief executive officer of the Miami Dolphins and Sun Life Stadium. In his role, Garfinkel is responsible for all business operations of the Dolphins and Sun Life Stadium, including all budget responsibility. Garfinkel replaces Mike Dee, who resigned on July 17 to become the CEO of the San Diego Padres.
- Sept. 22 – Quarterback Ryan Tannehill caps a 75-yard scoring drive with a 1-yard touchdown pass to rookie tight end Dion Sims with 38 seconds left in the game to give the Dolphins a 27-23 comeback win against the Atlanta Falcons. The win against Atlanta has the Dolphins sitting at 3-0 for the first time since 2002.
- Oct. 24 – The NFL announces the Dolphins will play the Oakland Raiders at London's Wembley Stadium as a part of the International Series in 2014. The game, which will take place on Sept. 28, will be the second regular season visit by the Dolphins to the United Kingdom since the International Series began in 2007 and the third regular season game played outside the United States in the franchise's 48-year history. The first came on Oct. 28, 2007 when Miami hosted the New York Giants in the inaugural International Series game in front of 81,176 fans at Wembley Stadium. The matchup of the two storied franchises was the first-ever regular season NFL game played in the United Kingdom. In addition to the first-ever International Series game in London in 2007 against the Giants, the Dolphins also participated in the Bills' Toronto Series as they faced the Buffalo Bills on Dec. 7, 2008 in Toronto, Canada.
- Oct. 31 – Defensive end Cameron Wake sacks Cincinnati quarterback Andy Dalton in the end zone for a safety to give the Dolphins a 22-20 overtime win on Halloween. This game marks only the third time in league history that a game in overtime ends on a safety. The other two times occurred when the Minnesota Vikings defeated the St. Louis Rams 23-21 (11/5/89) and when the Chicago Bears defeated the Tennessee Titans 19-17 (11/14/04). At halftime, former Dolphins linebacker and five-time Pro Bowl selection John Offerdahl becomes the 26th member of the Dolphins Honor Roll.
- Dec. 15 – Signed off the San Francisco 49ers practice squad just five days prior to the game, safety Michael Thomas seals the Dolphins' first victory against the Patriots since Dec. 6, 2009 when he intercepts New England quarterback Tom Brady in the end zone with 2 seconds remaining to preserve the 24-20 victory at Sun Life Stadium. For his efforts, Thomas will be named AFC Defensive Player of the Week.

2014

- Jan. 15 – Head Coach Joe Philbin names Bill Lazor as offensive coordinator. Lazor joins the Dolphins after serving as quarterbacks coach of the Philadelphia Eagles in 2013. He had previous coaching tenures in the NFL with the Seattle Seahawks (2008-09), Washington Redskins (2004-07) and Atlanta Falcons (2003).
- Jan. 21 – Mark Duffner is named linebackers coach by Head Coach Joe Philbin. Duffner spent the previous eight seasons in Jacksonville (2006-13) as the linebackers coach of the Jaguars.
- Jan. 28 – Dolphins Owner and Managing General Partner Stephen Ross names Dennis Hickey as the team's general manager. Hickey joins the Dolphins after spending 18 years with the Tampa Bay Buccaneers, including the past three seasons as the team's director of player personnel. In his new role with the Dolphins, Hickey is responsible for football operations and administration, including directing the college and pro personnel departments. He directs all scouting efforts involving the college draft, free agency, the Canadian Football League, and personnel of the other 31 NFL teams.
- Jan. 29 – John Benton, who spent the previous eight seasons with the Houston Texans as their offensive line coach, is hired as Miami's assistant offensive line coach.
- March 1 – Head Coach Joe Philbin announces the promotion of John Benton to offensive line coach and the hiring of Jack Bicknell Jr. as the team's assistant offensive line coach. Benton originally joined the Dolphins on Jan. 29, 2014 as assistant offensive line coach. Bicknell comes to Miami after spending the 2013 season as the offensive line coach for the Pittsburgh Steelers.
- April 3 – Ryan Grove is named as the team's head athletic trainer. Grove joins Miami after spending 18 seasons with the Pittsburgh Steelers, including the past 15 years (1999-2013) as the team's assistant athletic trainer.
- May 15 – Eric Stokes is named assistant general manager by General Manager Dennis Hickey. Stokes joins the Dolphins after spending the previous two seasons (2012-13) with the Tampa Bay Buccaneers as director of college scouting.
- May 19 – General Manager Dennis Hickey names Joe Schoen as director of player personnel. Schoen completed his sixth season in 2013 as a part of the Dolphins' scouting staff and first in his role as assistant director of college scouting. He served the first five years with Miami as one of the team's national scouts. Schoen came to Miami in 2008 after spending his first seven years in the NFL with the Carolina Panthers.
- June 17 – The Sun Life Stadium modernization plan moves forward as the Miami-Dade County Commission approves by a 7-4 vote a Performance-Based Marquee Event Grant Agreement. Under the agreement, Dolphins owner Stephen Ross agrees to fund the modernization project with private funds. Upon completion, the stadium will become eligible for performance grants tied to marquee events such as Super Bowls, college football championships, college football semifinals, World Cup soccer matches, as well as other international soccer events for a period of 20 years.
- June 28 – The Dolphins commence work on the modernization of Sun Life Stadium. The multi-year construction project, which will encompass a host of improvements, including all-new seats, a shade canopy, new video boards, and concourse and concession improvements, is expected to be complete by the start of the 2016 football season.
- Aug. 8 – Miami Dolphins General Manager Dennis Hickey officially announces promotions and recent additions to the football operations staff. Ryan Herman is promoted to director of football administration after serving as manager of football administration, while former scouting assistants Chris Buford and Max Gruder are named college scout and pro scout, respectively. Additionally, the Dolphins name Mike Tannenbaum as consultant, Dennis Lock as head analyst, Dave Regan as sports science analyst, Brad Forsyth and Marcus Hendrickson as college scouts, J.P. McGowan as scouting assistant and Jonathan Gress as assistant athletic trainer/physical therapist.
- Aug. 24 – Miami Dolphins Chairman of the Board and Managing General Partner Stephen Ross announces that former Dolphins quarterback and Pro Football Hall of Famer Dan Marino has been named special advisor. In his role, Marino will work with the organization in a variety of different capacities.
- Sept. 7 – The Dolphins outscore the New England Patriots 23-0 in the second half to pace a 33-20 win at Sun Life Stadium. The last time Miami blanked New England in the second half occurred on Dec. 23, 2007 at New England. Additionally, the last time Miami scored 30-or-more points in a season opener was in a 34-10 victory at home against Denver on September 11, 2005.
- Sept. 21 – Prior to kickoff of the Dolphins and Chiefs game at Sun Life Stadium, former defensive end Jeff Cross, cornerback Sam Madison, running back Tony Nathan and guard Ed Newman become the fourth class of Dolphins greats to be inducted into the team's Walk of Fame.

- Sept. 28 – The Dolphins make their second regular season trip to London’s Wembley Stadium a successful one with a 38-14 triumph against the Oakland Raiders. The final score represents Miami’s most lopsided victory since Nov. 20, 2011 when they beat the Buffalo Bills 35-8.
- Oct. 26 – Safety Louis Delmas (81 yards) and cornerback Brent Grimes (22 yards) return interceptions for touchdowns to lead Miami to a 27-13 victory against the Jacksonville Jaguars at EverBank Field. This marks the fifth time in franchise history the Dolphins had two interception returns for touchdowns in the same game, and the first time since 1998 when they did it against the Oakland Raiders. It also happened in 1983 against the New York Jets, in 1982 also against the Jets, and in 1973 against the Pittsburgh Steelers.
- Nov. 2 – The Dolphins earn a 37-0 win against the San Diego Chargers at Sun Life Stadium. It is the Dolphins’ first shutout victory since Dec. 10, 2006 when they beat the New England Patriots 21-0 in Miami. It also is the Dolphins’ most lopsided shutout victory since 1987 when they beat the Kansas City Chiefs 42-0 in a strike replacement game. Additionally, it is the widest margin of victory for a shutout in the NFL since the Carolina Panthers defeated the New York Giants 38-0 on Sept. 22, 2013.
- Nov. 13 – The Dolphins wear their all aqua uniform combination (aqua pants and jerseys) for the fourth time in franchise history for the team’s 22-9 prime-time win against the Buffalo Bills. Miami improves to 3-1 when wearing all aqua. The previous times the Dolphins went with all aqua uniforms were Monday night, Dec. 9, 2002 against the Chicago Bears (27-9 win), Monday night, Dec. 15, 2003 against the Philadelphia Eagles (34-27 loss) and Sunday night, December 26, 2004 against the Cleveland Browns (10-7 win).
- Dec. 5 – The Dolphins hire Mary Ellen Kelly as team nutritionist as part of the organization’s efforts to improve player performance and health.
- Dec. 21 – Rookie defensive end Terrence Fede blocks a punt through the end zone for a safety with 41 seconds left to give the Dolphins a 37-35 victory against the Minnesota Vikings at Sun Life Stadium. Miami becomes the first team in NFL history to produce a go-ahead safety in final minute of a fourth quarter. It is a team-record third blocked punt of the season and the fifth blocked kick for the Dolphins on the season, the most since the team blocked seven in 1977. At halftime, former Dolphins defensive tackle Manny Fernandez became the 27th inductee to the team’s Honor Roll. In the post game locker room, Dolphins Chairman of the Board and Managing General Partner Stephen Ross announces that Head Coach Joe Philbin will return as coach of the team in 2015.
- Dec. 28 – In Miami’s season finale game against the New York Jets, quarterback Ryan Tannehill throws for 259 yards to finish the season with 4,045 passing yards and running back Lamar Miller rushes for 178 yards to close with 1,099 rushing yards on the season as the Dolphins produce the first season in franchise history with a 4,000-yard passer and a 1,000-yard rusher. Miller records a 97-yard touchdown run in the third quarter of the game, setting the franchise record for longest run as well as the third-longest run in NFL history, behind a 98-yard run by Ahmad Green in 2003 and Tony Dorsett’s 99-yard run for the Dallas Cowboys in 1982.

2015

- Jan. 6 – Miami Dolphins Owner and Managing General Partner Stephen Ross names long-time NFL executive Mike Tannenbaum as executive vice president of football operations, effective Feb. 1. In his role, Tannenbaum will handle football administration. Tannenbaum had served as a consultant to the team since Aug. 8, 2014.
- Jan. 10 – Guard Mike Pouncey is added to the 2015 NFL Pro Bowl squad, replacing San Francisco 49ers guard Mike Iupati, who is unable to participate due to injury. Pouncey joins teammates cornerback Brent Grimes and defensive end Cameron Wake in the game, all three of which make a return trip after being tabbed to the previous year’s Pro Bowl. The last time the Dolphins sent the same three players to the Pro Bowl in consecutive seasons was 2003-04 when safety Brock Marion, cornerback Patrick Surtain and linebacker Zach Thomas went in back-to-back years. Pouncey is selected as a guard in 2015 after making the roster the previous year at center. He is the first offensive player and one of only three Dolphins to earn Pro Bowl recognition at different positions, joining teammates Randy Starks (defensive end in 2011 and defensive tackle in 2013) and Wake (linebacker in 2011 and defensive end from 2013-15).
- Jan. 13 – Dolphins President and CEO Tom Garfinkel names Todd Kline, formerly of the Anschutz Entertainment Group (AEG), to the newly created position of Senior Vice President and Chief Commercial Officer. In addition, Garfinkel announces Jeremy Walls and Jason Jenkins were promoted to Senior Vice President and Chief Marketing Officer and Senior Vice President of Communications and Community Affairs, respectively.
- Feb. 6 – Dolphins Head Coach Joe Philbin announces Terrell Williams as the team’s defensive line coach. Williams comes to the Dolphins with 17 years of coaching experience,

including three seasons as the defensive line coach for the Oakland Raiders and 14 years in the college ranks, all coaching the defensive line.

- Feb. 28 – Dolphins Executive Vice President of Football Operations Mike Tannenbaum announces Wayne Diesel as the team's sports performance director and Dennis Lock promoted to director of analytics after serving as head analyst. In his role, Diesel will oversee all of the team's sports science initiatives and will work closely with the training and strength and conditioning departments. His focus will include player injury prevention and rehabilitation in an effort to reach optimal performance.
- April 28 – Dolphins President/CEO Tom Garfinkel announces at a press conference at Miami Norland Senior High School that the team will donate \$1 million each of the next four years to City Year Miami, a nonprofit organization that mentors at-risk students in public schools, for its programs at Norland and Carol City High School. The donation will come from the Miami Dolphins Foundation's educational pillar through funds raised during Fins Weekend.
- May 9 – The Dolphins announce elements for the team's 50th season celebration, including a throwback jersey, commemorative book, voting for the top 50 players and greatest game in Dolphins history as well as themes that will surround each home game. The organization unveils a customized 50th season logo for the occasion. This logo will be displayed on all associated merchandise, campaigns, content on social platforms, video and all media as well as a patch on all player jerseys throughout the 2015 football season. Additionally, the Dolphins unveil the "Since" campaign, chronicling all five decades of the franchise from the fans' perspective and capturing the moments when the Dolphins became part of the fabric of their fandom.
- June 17 – The Miami Dolphins name Myles Pistorius senior vice president, general counsel. He will report directly to president and chief executive officer Tom Garfinkel and will be responsible for all legal affairs of the Miami Dolphins and Sun Life Stadium. Pistorius joins the Dolphins after 15 years at the National Basketball Association where he served as senior vice president of content and business affairs and was responsible for the business affairs and strategic planning of NBA events and experiences on a global basis, including the NBA All-Star Game, NBA Draft and NBA Global Games. Pistorius also spent time as senior vice president, legal and business affairs at the NBA, serving for 13 years as legal and business affairs counsel for the NBA's events, marketing, production, broadcasting, content distribution and communications groups.
- July 31 – The Miami Dolphins and 1210 ESPN Deportes (WNMA-1210 AM) announce they have entered into a multi-year agreement for the station to become the official Spanish radio broadcast partner of the franchise.
- Oct. 5 – Stephen Ross relieves Joe Philbin of his duties as head coach. Later that day, the team announces that Dan Campbell will serve as interim head coach. Campbell had served as Miami's tight ends coach for the past five seasons (2011-15). He originally joined the Dolphins prior to the 2010 season as a coaching intern/offense.
- Oct. 7 – The Dolphins announce coaching staff changes, including naming Ben Johnson as tight ends coach, Ken O'Keefe as senior offensive assistant, Al Saunders as senior offensive assistant and Mike Wahle as assistant tight ends coach.
- Oct. 8 – The Dolphins announce changes to the coaching staff, including Lou Anarumo as defensive coordinator and Jeff Burris as assistant defensive backs coach. In addition, Kevin Coyle is relieved of his duties as defensive coordinator.
- Oct. 12 – Special Teams Coordinator Darren Rizzi is promoted to assistant head coach/special teams coordinator. Rizzi is in his seventh season as both an NFL assistant and as a member of the Dolphins' coaching staff and fifth as special teams coordinator. He joined the Dolphins as assistant special teams coach in 2009.
- Oct. 18 – With the win 38-10 win at the Tennessee Titans, Dan Campbell becomes the first interim head coach in the NFL to win his debut game since Romeo Crennel of Kansas City and Todd Bowles of the Dolphins both accomplished the feat on Dec. 18, 2011.
- Oct. 25 – Miami's 44-26 win against the Texans sets numerous NFL and team records. Quarterback Ryan Tannehill, by completing his last seven attempts the previous week at Tennessee and his first 18 attempts of this game, sets the NFL record with 25 consecutive completions. The previous mark was 24 by Philadelphia's Donovan McNabb in 2004. In addition, Tannehill completes 94.7 percent of his pass attempts (18-of-19), which sets the team record for highest completion percentage in a single-game, surpassing the previous record of 92.3 percent (12-of-13) by Bob Griese vs. New England on Dec. 18, 1978. With his 30-yard interception return against the Titans the previous week and his 23-yard interception return for a touchdown this week, safety Reshad Jones becomes the first player in Dolphins history to have interception returns for touchdowns in consecutive games. Lastly, with the win, Dan Campbell becomes the first head coach to take over a team during a season to win first his two games since Leslie Frazier (Minnesota) and Jason Garrett (Dallas) in 2010.

- Nov. 30 – Dan Campbell announces that Zac Taylor will serve as the team’s play caller and remain as quarterbacks coach. In addition, Phil McGeoghan is promoted to wide receivers coach and Bill Lazor is relieved of his duties as offensive coordinator.
- Dec. 6 – Quarterback Ryan Tannehill surpasses the 3,000-yard passing mark for the season in the first quarter of Miami’s 15-13 win against the Ravens with a 5-yard completion to RB Damien Williams. Tannehill has recorded 3,000-or-more yards passing in each of his four NFL seasons and joins Indianapolis’ Peyton Manning (13 seasons), Cincinnati’s Andy Dalton (four) and Carolina’s Cam Newton (four) as the only quarterbacks in NFL history to record 3,000-yard passing seasons in each of their first four seasons.
- Dec. 11 – The Dolphins host their Fifty Seasons Gala presented by Allegiance Crane & Equipment at the Diplomat Resort & Spa in Hollywood, Fla. Dick Enberg, one of the most renowned and versatile sportscasters in America, and Grammy award winning country music artist Darius Rucker serve as the master of ceremonies and entertainment, respectively. The once-in-a-generation event highlights the Dolphins’ top 50 players and celebrates great moments in team history.
- Dec. 14 – The Dolphins honor the top 50 players in franchise history and wear throwback jerseys styled after the team’s inaugural season on a Monday night against the N.Y. Giants. The game marks the first time that the Dolphins wear throwback uniforms for a home game and just the second time overall in team history. The only other time the Dolphins wore a throwback uniform was on Nov. 27, 2003 in a 40-21 Thanksgiving Day game win at Dallas, where the organization commemorated the 30th anniversary of the 1973 team that captured Super Bowl VIII.
- Dec. 27 – With his 15-yard reception in the fourth quarter at the Chargers, wide receiver Jarvis Landry records his 100th catch of the 2015 season and becomes the first player in team history to record 100-plus receptions in a season.

2016

- Jan. 2 – The Dolphins announce that the team and General Manager Dennis Hickey have agreed to part ways. Hickey served as the team’s general manager for the past two seasons (2014-15).
- Jan. 3 – The Dolphins close the 2015 season with a 20-10 win against the Patriots. Miami wears its all-aqua uniforms for the fifth time in team history, the other games were against Chicago in 2002, Philadelphia in 2003, Cleveland in 2004 and Buffalo in 2014. This game marks the first time that the team wears their all-aqua uniforms during a day game.
- Jan. 4 – Chris Grier is named as the team’s general manager. In his role, Grier will oversee the draft and personnel departments, reporting directly to Executive Vice President, Football Operations Mike Tannenbaum.
- Jan. 9 – Adam Gase is named the 12th head coach in franchise history. Gase brings a wealth of knowledge and success to Miami as the offensive coordinator for the greatest offense in NFL history. While Gase was the Denver Broncos’ offensive coordinator in 2013 and 2014, the Broncos led the NFL in scoring offense (34.0 points per game), total offense (430.1 yards per game) and passing offense (315.8 yards per game).
- Jan. 12 – The Dolphins announce that Vance Joseph has been named defensive coordinator, In addition, Matt Burke is named as linebackers coach, Shane Day as tight ends coach, Chris Foerster as offensive line coach and Shawn Jefferson as wide receivers coach. In addition, Eric Stokes will now serve as senior personnel executive.
- Jan. 20 – Clyde Christensen is named as offensive coordinator. Additionally, Bo Hardegree is named as quarterbacks coach and Jeremiah Washburn as assistant offensive line coach.
- Jan. 25 – The Dolphins announce several updates to the team’s coaching staff. Additions to the offensive staff include Running Backs Coach Danny Barrett, Assistant Wide Receivers Coach Ben Johnson and Offensive Quality Control Chris Kuper. On defense, the Dolphins coaching staff additions include Defensive Backs Coach Lou Anarumo, Defensive Line Coach Terrell Williams, Assistant Linebackers Coach Charlie Bullen and Defensive Quality Control Rusty McKinney. The organization promotes Dave Puloka to head strength and conditioning coach and names Jim Arthur and Ted Rath as assistant strength and conditioning coaches. Additionally, Ken O’Keefe is named as the team’s senior football research analyst and Blue Adams will serve as football research analyst.
- Feb. 12 – Daronte Jones is named as assistant defensive backs coach. Additionally, the organization and Assistant General Manager Eric Stokes have mutually agreed to part ways.
- March 18 – Jim Washburn is named senior defensive assistant/pass rush specialist. By joining with his son, Jeremiah, the team’s assistant offensive line coach, the Washburns join the Shulas as the only father-son coaching duos in franchise history. Earlier, both Dave Shula (1982-88) and Mike Shula (1991-92, 2000-02) coached under their father, Don.
- May 19 – The Miami Dolphins and Miami’s Sportsradio 560 WQAM announce they have entered into a long-term partnership with the station becoming the official flagship radio partner

of the franchise. The Dolphins previously had their games broadcast on Miami's Sportsradio 560 WQAM during the 1997-2004 and 2007-09 seasons. In addition, all Dolphins games will be simulcast on Kiss 99.9 "South Florida's NEW Country" and feature expanded pre, halftime and postgame shows.

- Aug. 17 – The Miami Dolphins and Hard Rock International announce an 18-year agreement to name the newly renovated facility Hard Rock Stadium. Additionally, the iconic lifestyle brand becomes the official Miami Dolphins hotel and resort, casual restaurant partner and hospitality sponsor.
- Sept. 25 – Running back Jay Ajayi scores on an 11-yard touchdown run with 8:26 left in overtime to give the Dolphins a 30-24 victory against the Cleveland Browns in the first regular season game at Hard Rock Stadium.
- Oct. 16 – The Dolphins defeat the Pittsburgh Steelers 30-15 at Hard Rock Stadium as running back Jay Ajayi put together one of the great rushing performances in Dolphins history. Ajayi rushes for 204 yards and two touchdowns, including a game-clinching 62-yard run with 50 seconds left. Ajayi joins Ricky Williams (twice), Lamar Smith and Reggie Bush Bush as Dolphins players with 200-yard rushing performances.
- Oct. 23 – Running back Jay Ajayi has a second consecutive tremendous rushing performance and the Dolphins defeat the Buffalo Bills 28-25 at Hard Rock Stadium. A week after rushing for 204 yards against Pittsburgh, Ajayi finishes with 214 yards as he joins O.J. Simpson, Earl Campbell and former Dolphins running back Ricky Williams as the only players in NFL history with back-to-back 200-yard games. The Dolphins handle the league's top-ranked rushing offense, holding Buffalo to 67 yards on 22 carries.
- Nov. 13 – Linebacker Kiko Alonso returns an interception 60 yards for a touchdown with 1:01 left to give the Dolphins a 31-24 victory against the San Diego Chargers at Qualcomm Stadium. The play is the latest interception return in a game to give the Dolphins a lead since at least 1991 and the latest by any NFL player since Atlanta's Robert Alford had a 59-yard interception return in overtime to defeat Washington on Oct. 11, 2015.
- Dec. 17 – Quarterback Matt Moore, starting for the first time since the 2011 season finale because of Ryan Tannehill's knee injury suffered the previous week against the Arizona Cardinals, throws a career-high four touchdown passes to lead the Dolphins to a 34-13 victory against the New York Jets at MetLife Stadium. The victory, the Dolphins' eighth in their past nine games, moves their record to 9-5 and clinches the Dolphins' first winning record since 2008 when they won the AFC East title with an 11-5 record.
- Dec. 24 – The Dolphins outlast the Buffalo Bills to continue their playoff push as Andrew Franks kicks a 27-yard field goal in the final minute of overtime and the Dolphins defeated the Bills 34-31 at New Era Field. The victory improves the Dolphins record to 10-5 and they clinch a playoff berth with a Kansas City victory over Denver the following day. Running back Jay Ajayi ends up with 206 rushing yards, his second 200-yard game against Buffalo during the season and third overall. Ajayi becomes the fourth player in NFL history to rush for 200 yards in at least three games in the same season, joining Tiki Barber (2005), Earl Campbell (1980) and O.J. Simpson (1973).

2017

- Jan. 8 – The Dolphins' season comes to an end as the team drops a 30-12 decision to the Pittsburgh Steelers in a first-round playoff game at Heinz Field. It is Miami's first playoff game since 2008.
- Jan. 12 – Matt Burke, who served as linebackers coach for the Dolphins in 2016, is promoted to defensive coordinator.
- Jan. 19 – Frank Bush is hired as assistant head coach/linebackers coach, Darren Rizzi is promoted to associate head coach/special teams coordinator and Chris Kuper is promoted to assistant offensive line coach.
- Feb. 4 – Jason Taylor, who spent 13 of his 15 NFL seasons with the Dolphins, is elected as a member of the Pro Football Hall of Fame Class of 2017. Taylor becomes the Dolphins' 10th Hall of Fame member and only the second on the defensive side of the ball, joining linebacker Nick Buoniconti. He is the fifth former Dolphins player to be elected in his first year of eligibility, as he joins Don Shula, Dan Marino, Jim Langer and Paul Warfield.
- Feb. 10 – Chris Foerster is promoted to run game coordinator/offensive Line coach, Andre Carter is named assistant defensive line coach and Josh Grizzard is named offensive quality control.
- Feb. 22 – The Dolphins re-sign quarterbacks Bob Griese and Dan Marino, wide receiver Nat Moore, guard Larry Little, defensive end/linebacker Kim Bokamper and cornerback Sam Madison. Each player signs a contract and then officially retires as a member of the Dolphins. Each player was named as one of the top 50 players in franchise history

and have combined for three Hall of Fame inductions, two NFL Most Valuable Player awards, two retired jerseys, 14 first-team All-Pro honors and 25 Pro Bowl selections (15 Pro Bowl starts).

- Sept. 6 – Due to the potential impact of Hurricane Irma on South Florida, the NFL announces that the Dolphins' home game against the Tampa Bay Buccaneers, originally scheduled for Sunday, Sept. 10 at Hard Rock Stadium, will instead be played in Week 11 on Sunday, Nov. 19. Week 11 was previously an open date for both clubs.
- Sept. 8 – As a result of the impending arrival of Hurricane Irma, the Dolphins travel 3,000 miles to hold practices at the Dallas Cowboys' training camp facility adjacent to the River Ridge Golf Club in Oxnard, California. Miami practices in California for three days (Sept. 13-15) before making the 90-minute drive to Los Angeles ahead of the game against the Chargers at the StubHub Center on Sunday.
- Sept. 17 – Kicker Cody Parkey's 54-yard field goal with 1:05 remaining in regulation in Miami's 19-17 win at the Los Angeles Chargers is the longest game-winning field goal in Dolphins history and capped a perfect 4-for-4 day for the Jupiter, Florida native.
- Oct. 1 – The Dolphins make their fourth regular-season visit to London and face the New Orleans Saints. Miami is 1-3 in its games in London, defeating Oakland in 2014 and falling to the N.Y. Giants in 2007, the N.Y. Jets in 2015 and Saints in 2017.
- Oct. 11 – The Dolphins announce they have named Dave DeGuglielmo as senior offensive assistant. It is the second tour of duty for DeGuglielmo as he spent the 2009-11 seasons as the team's offensive line coach.
- Oct. 15 – The Dolphins come back from a 17-0 deficit to defeat the defending NFC Champion Atlanta Falcons at Mercedes-Benz Stadium. It is tied for the sixth-largest comeback victory in Dolphins history and the team's largest since a 21-point comeback vs. Buffalo on Dec. 4, 2005. Additionally, the 17-point come-from-behind victory was Miami's largest comeback on the road since an 18-point comeback at the N.Y. Jets on Nov. 27, 1994, also known as the "Fake Spike" game.
- Oct. 22 – Miami overcomes a 28-14 fourth-quarter deficit to defeat the N.Y. Jets at Hard Rock Stadium by a 31-28 score. It follows a game in which the Dolphins rallied from a 17-point halftime deficit to win the previous week at Atlanta. The last time the Dolphins won consecutive games trailing by 14-plus points in a second half was a three-game streak from Sept. 14-28, 1980. The Dolphins were down 14-0 and won 17-14 vs. Cincinnati on Sept. 14, trailed 17-3 and rallied back to a 20-17 win at Atlanta on Sept. 21 and down 16-0 vs. New Orleans and came back to a 21-16 win on Sept. 28.
- Nov. 5 – Long snapper John Denney plays in his 200th NFL game against the Oakland Raiders, having played in every game since making his NFL debut on Sept. 11, 2005. He becomes one of just three Dolphins to appear in 200 games with the team, joining quarterback Dan Marino (242) and defensive end Jason Taylor (204).
- Dec. 3 – The Dolphins record a team single-game record with two safeties to help key a 35-9 victory against the Denver Broncos at Hard Rock Stadium. With the Broncos backed up near their own goal line in the first quarter, the Dolphins force a safety on a backwards pass by Broncos quarterback Trevor Siemian. The safety is Miami's first since Nov. 21, 2014 when defensive end Terrence Fede blocked a punt out of the end zone against Minnesota. Miami also forces a safety on a punt in the fourth quarter when linebacker Chase Allen forces a fumble that was recovered by Denver in the end zone and tackled by running back Seniorise Perry. The team had 24 previous games with one safety.
- Dec. 11 – The Dolphins record a 27-20 win over the defending Super Bowl champion New England Patriots at Hard Rock Stadium. Miami holds the Patriots to zero third-down conversions (0-11). It's the first time in the Bill Belichick-era a New England offense was held without a third-down conversion. With the victory, the Dolphins defeat both Super Bowl participants from the previous season after Miami also defeated Atlanta in Week 6. The only other season the Dolphins have done this is 1993, when they beat the defending AFC champion Buffalo Bills on Sept. 26 and the Super Bowl champion Dallas Cowboys on Thanksgiving Day, Nov. 25.
- Dec. 31 – Wide receiver Jarvis Landry records nine receptions against Buffalo and totals 112 receptions for the 2017, which leads the NFL and breaks his own single-season franchise record of 110 that he set in 2015. He joins O.J. McDuffie (90 receptions in 1998) as the only Dolphins to lead the NFL in that category.

2018

- Jan. 19 – The Dolphins announce changes to their coaching staff. The team hires Dowell Loggains as offensive coordinator and Jeremiah Washburn as offensive line coach. Additionally, the following staff members have changed titles: Shawn Jefferson will

be assistant head coach/offense, Ben Johnson will now serve as wide receivers coach and Clyde Christensen will be director of football and player development.

- Jan. 31 – The Dolphins announce they have hired Eric Studesville as run game coordinator/running backs coach, Kris Kocurek as defensive line coach and Tony Oden as defensive backs coach.
- Feb. 9 – Renaldo Hill is named assistant defensive backs coach. Hill, who played safety with the team from 2006-08, will be the 10th person to both play and coach with the Dolphins.
- April 19 – The Dolphins re-sign tackle Vernon Carey, wide receiver Chris Chambers, defensive end Jeff Cross, linebacker/defensive end A.J. Duhe, punter Brandon Fields and defensive tackle Paul Soliai. Each player signs a one-day contract and officially retire as members of the Dolphins. The players combined to play 46 seasons for the Dolphins, totaling 681 games played and five Pro Bowl selections.

COLDEST GAMES

DATE	TEAM	W/L	SCORE	TEMPERATURE- CONDITIONS
12/21/08	at Kansas City	W	38-31	10°, sunny
12/11/77	at New England	L	10-14	14°, clear
1/8/17	**at Pittsburgh	L	12-30	17°, partly cloudy
12/12/82	at New England	L	0-3	22°, snowy
12/17/17	at Buffalo	L	16-24	22°, mostly cloudy
12/8/85	at Green Bay	W	34-24	23°, cloudy
12/18/88	at Pittsburgh	L	24-40	23°, overcast, light snow
12/3/89	at Kansas City	L	21-26	23°, clear
12/27/92	at New England (OT)	W	16-13	23°, clear
12/24/17	at Kansas City	L	13-29	23°, cloudy

**Playoff Game

NOTE: Coldest game in Miami was 12/24/89 vs. Kansas City (27-24 win by Chiefs): 40° and clear.

WARMEST GAMES

DATE	TEAM	W/L	SCORE	TEMPERATURE- CONDITIONS
9/8/96	at Arizona	W	38-10	101°, night and dry
10/9/88	at L.A. Raiders	W	24-14	96°, clear and dry
9/3/95	N.Y. JETS	W	52-14	94°, mostly sunny
10/9/66	at Oakland	L	10-21	93°, sunny
8/19/83	*at Washington	W	38-7	93°, fair and muggy
9/1/96	NEW ENGLAND	W	24-10	93°, mostly sunny
9/17/72	at Kansas City	W	20-10	91°, sunny
9/24/89	N.Y. JETS	L	33-40	91°, partly sunny
9/18/95	PITTSBURGH	W	23-10	91°, partly cloudy
9/28/80	NEW ORLEANS	W	21-16	90°, partly cloudy
9/4/83	at Buffalo	W	12-0	90°, sunny
9/14/86	INDIANAPOLIS	W	30-10	90°, sunny
8/17/17	*BALTIMORE	L	7-31	90°, partly cloudy

*Preseason Game

PLAYOFF HISTORY

1970 AFC PLAYOFF

RAIDERS 21, DOLPHINS 14
December 27, 1970

Oakland-Alameda County Coliseum
Oakland, Calif.

Oakland quarterback Daryle Lamonica unloaded an 82-yard touchdown pass to Rod Sherman with 9:34 left to play as Oakland spoiled the Dolphins' first appearance in the playoffs, 21-14, on a field oozing with mud. The Dolphins, who had won six consecutive games to finish the season 10-4 and gain a wild-card berth, took a 7-0 lead in the second quarter when Bob Griese fired a 16-yard strike to Paul Warfield in the end zone. Lamonica matched that TD with a 22-yard toss to Fred Biletnikoff only 1:50 before halftime. Raiders right cornerback Willie Brown intercepted a wet and wobbly pass by Griese and fled 50 yards along the sideline for the tie-breaking TD. It came minutes after Jake Scott recovered an Oakland fumble at the Miami 10-yard line. The heave to Sherman was insurance. Only three plays earlier, Dolphins kicker Garo Yepremian missed a 24-yard field goal attempt for the second time in the game. Oakland's George Blanda also missed a 23-yarder.

MIAMI	0	7	0	7	-	14
OAKLAND	0	7	7	7	-	21

TEAM	QTR	TIME	PLAY DESCRIPTION	DRIVE INFO	MIA	OAK
Dolphins	2	3:31	Warfield, 16 pass from Griese (Yepremian kick)	2-19	7	0
Raiders	2	13:10	Biletnikoff, 22 pass from Lamonica (Blanda kick)	8-62	7	7
Raiders	3	12:26	Brown, 50 interception return (Blanda kick)		7	14
Raiders	4	5:26	Sherman, 82 pass from Lamonica (Blanda kick)	3-80	7	21
Dolphins	4	10:32	W. Richardson, 7 pass from Griese (Yepremian kick)	9-69	14	21

ATT. - 54,401

	Miami	Oakland
FIRST DOWNS	16	12
Rushing	5	5
Passing	9	7
Penalty	2	0
TOTAL NET YARDS	242	307
Total Net Plays	63	52
Average Gain	3.8	5.9
NET YARDS RUSHING	118	120
Rushes	33	36
Yards per Rush	3.6	3.3
NET YARDS PASSING	124	187
Completed - Attempted	13-27	8-16
Yards per Pass Play	4.1	11.7
Sacked - Yards Lost	3-31	0-0
Had Intercepted	1	0
PUNTS - AVERAGE	5-196-39.2	4-129-32.3
RETURN YARDAGE	51	90
Punts - Return Yards	2--5	1--1
Kickoffs - Return Yards	4-56	3-41
Interceptions - Return Yards	0-0	1-50
PENALTIES - YARDS	0-0	4-30
FUMBLES - LOST	2-0	4-2

INDIVIDUAL STATISTICS

RUSHING (Att-Yds-TD): Miami: Kiick 14-64; Morris 8-29; Csonka 10-23; Griese 1-2.

Oakland: Hubbard 18-58; Smith 9-37; Dixon 8-31; Banaszak 1-(-6).

PASSING (A-C-Y-TD-I): Miami: Griese 27-13-155-2-1.

Oakland: Lamonica 16-8-187-2-0.

RECEIVING (Rec-Yds-TD): Miami: Warfield 4-62-1; Kiick 4-34; W. Richardson 2-30-1; Morris 2-15; Twilley 1-14.

Oakland: Biletnikoff 3-46-1; Chester 2-47; Sherman 1-82-1; Smith 1-9; Dixon 1-3.

INTERCEPTIONS (Int-Yds-TD): Miami: None.

Oakland: Brown 1-50-1.

SACKS: Miami: None.

Oakland: Hilton 1; Curtis 1; Miller 1.

1971 AFC PLAYOFF

DOLPHINS 27, CHIEFS 24 (2 OTs)
December 25, 1971

Kansas City Municipal Stadium
Kansas City, Mo.

Garo Yepremian ended 82 minutes and 40 seconds of an epic struggle by booting a 37-yard field goal with 7:40 elapsed in the second overtime, lifting the Dolphins past Kansas City, 27-24, on Christmas Day. The Dolphins battled from behind three times to tie the AFC West champions, the third time on Bob Griese's five-yard pass to tight end Marv Fleming with 96 seconds remaining in regulation. Kansas City running back Ed Podolak, who amassed 350 yards of all-purpose running, returned the ensuing kickoff 78 yards to the Dolphin 22 where Curtis Johnson missed a desperation tackle. With 35 seconds on the clock, Jan Stenerud missed a 32-yard field-goal try. Stenerud had a 42-yarder blocked by Nick Buoniconti in the fifth quarter, and Yepremian was short with a 45-yard effort. But Larry Csonka crashed 29 yards to the Chiefs 36, and that put Yepremian, the NFL's scoring leader, in position to win it. Goal posts were on the goal line; in 1974 the uprights were moved to the end line.

MIAMI	0	10	7	7	0	3	-	27
KANSAS CITY	10	0	7	7	0	0	-	24

TEAM	QTR	TIME	PLAY DESCRIPTION	DRIVE INFO	MIA	KC
Chiefs	1	6:06	Stenerud 24 Field Goal	9-40	0	3
Chiefs	1	11:31	Podolak, 7 pass from Dawson (Stenerud kick)	6-35	0	10
Dolphins	2	2:22	Csonka, 1 run (Yepremian kick)	9-80	7	10
Dolphins	2	14:47	Yepremian 14 Field Goal	4-5	10	10
Chiefs	3	9:44	Otis, 1 run (Stenerud kick)	14-75	10	17
Dolphins	3	14:00	Kiick, 1 run (Yepremian kick)	8-71	17	17
Chiefs	4	8:14	Podolak, 3 run (Stenerud kick)	6-91	17	24
Dolphins	4	13:24	Fleming, 5 pass from Griese (Yepremian kick)	9-71	24	24
Dolphins 2-OT		7:40	Yepremian 37 Field Goal	6-40	27	24

ATT. - 50,374

	Miami	Kansas City
FIRST DOWNS	22	23
Rushing	6	13
Passing	14	10
Penalty	2	0
TOTAL NET YARDS	407	451
Total Net Plays	78	71
Average Gain	5.2	6.4
NET YARDS RUSHING	144	213
Rushes	43	44
Yards per Rush	3.3	4.8
NET YARDS PASSING	263	238
Completed - Attempted	20-35	18-26
Yards per Pass Play	7.5	8.8
Sacked - Yards Lost	0-0	1-8
Had Intercepted	2	2
PUNTS - AVERAGE	6-240-40.0	2-102-51.0
RETURN YARDAGE	92	172
Punts - Return Yards	1-18	2-1
Kickoffs - Return Yards	2-61	4-154
Interceptions - Return Yards	2-13	2-17
PENALTIES - YARDS	5-26	6-44
FUMBLES - LOST	1-0	3-2

INDIVIDUAL STATISTICS

RUSHING (Att-Yds-TD): Miami: Csonka 24-86-1; Kiick 15-56-1; Griese 2-9; Warfield 2-(-7).

Kansas City: Hayes 22-100; Podolak 17-85-1; Wright 2-15; Otis 3-13-1.

PASSING (A-C-Y-TD-I): Miami: Griese 35-20-263-1-2.

Kansas City: Dawson 26-18-246-1-2.

RECEIVING (Rec-Yds-TD): Miami: Warfield 7-140; Twilley 5-58; Fleming 4-37-1; Kiick 3-24; Mandich 1-4.

Kansas City: Podolak 8-110-1; Wright 3-104; Taylor 3-12; Hayes 3-6; Frazier 1-14.

INTERCEPTIONS (Int-Yds-TD): Miami: Scott 1-13; Johnson 1-0.

Kansas City: Lanier 1-7; Lynch 1-0.

SACKS: Miami: Fernandez 0.5; Heinz 0.5.

Kansas City: None.

1971 AFC CHAMPIONSHIP

DOLPHINS 21, COLTS 0
January 2, 1972

Orange Bowl
Miami, Fla.

Three lightning plays and a persistent defense propelled the Dolphins into Super Bowl VI with a 21-0 rout of Baltimore before an all-time Orange Bowl record crowd of 78,939. Strong safety Dick Anderson intercepted a Johnny Unitas pass which was deflected by Curtis Johnson, and behind a wall of six open-field blocks, Anderson weaved 62 yards for a third-quarter touchdown. "My eyes were popping as I ran," Anderson said. "I've never seen so many people land on their heads." Before Anderson's convoy made it 14-0, the Dolphins staggered the defending Super Bowl champions when Bob Griese and Paul Warfield hooked up for a 75-yard TD pass. Warfield applied the clincher when he escaped 50 yards with a Griese pass, setting up a five-yard TD slam by fullback Larry Csonka. The Colts had not been held scoreless for 97 games over seven seasons. They were stopped at the Dolphins' 9 in the second quarter. Jim O'Brien missed two field-goal attempts and had another blocked by Lloyd Mumphord.

BALTIMORE	0	0	0	0	—	0
MIAMI	7	0	7	7	—	21

TEAM	QTR	TIME	PLAY DESCRIPTION	DRIVE INFO	BAL	MIA
Dolphins	1	8:21	Warfield, 75 pass from Griese (Yepremian kick)	2-80	0	7
Dolphins	3	10:21	Anderson, 62 interception return (Yepremian kick)		0	14
Dolphins	4	6:56	Csonka, 5 run (Yepremian kick)	6-74	0	21

ATT. — 78,629

	Baltimore	Miami
FIRST DOWNS	16	13
Rushing	6	8
Passing	10	4
Penalty	0	1
TOTAL NET YARDS	302	286
Total Net Plays	68	45
Average Gain	4.4	6.4
NET YARDS RUSHING	93	144
Rushes	29	35
Yards per Rush	3.2	4.1
NET YARDS PASSING	209	142
Completed - Attempted	20-36	4-8
Yards per Pass Play	5.4	14.2
Sacked - Yards Lost	3-15	2-16
Had Intercepted	3	1
PUNTS - AVERAGE	3-136-45.3	6-256-42.7
RETURN YARDAGE	78	115
Punts - Return Yards	5-20	2-20
Kickoffs - Return Yards	2-58	1-22
Interceptions - Return Yards	1-0	3-73
PENALTIES - YARDS	2-20	1-12
FUMBLES - LOST	1-0	0-0

INDIVIDUAL STATISTICS

RUSHING (Att-Yds-TD): Baltimore: McCauley 15-50; Nottingham 11-33; Nowatzke 2-5; Unitas 2-1.

Miami: Kiick 18-66; Csonka 15-63-1; Griese 1-12; Morris 1-3.

PASSING (A-C-Y-TD-I): Baltimore: Unitas 36-20-224-0-3.

Miami: Griese 8-4-158-1-1.

RECEIVING (Rec-Yds-TD): Baltimore: Hinton 6-98; Nottingham 4-26; Perkins 3-19; Havrilak 2-31;

McCauley 2-24; Mitchell 1-14; Mackey 1-6; Matte 1-6.

Miami: Warfield 2-125-1; Twilley 2-33.

INTERCEPTIONS (Int-Yds-TD): Baltimore: Logan 1-0.

Miami: Anderson 1-62-1; Kolen 1-11; Scott 1-0.

SACKS: Baltimore: Smith 1; M. Curtis 1.

Miami: Heinz 2.

SUPER BOWL VI

COWBOYS 24, DOLPHINS 3
January 16, 1972

Tulane Stadium
New Orleans, La.

A 252-yard rushing attack and sharp passing by Roger Staubach spurred the Dallas Cowboys to a 24-3 victory over the Dolphins at Tulane Stadium. Duane Thomas pranced 95 yards on 19 carries, fullback Walt Garrison added 74 yards on 14 carries and Staubach passed twice for touchdowns to Lance Alworth and Mike Ditka. Staubach, who was sacked twice in the first quarter, bounced back

to complete 12 of 19 passes, and he scrambled from the Dolphin pass rush five times. The Dolphins were frustrated all day; in the first quarter, Larry Csonka lost a fumble and Bob Griese was chased by tackle Bob Lilly for a 29-yard loss. Griese also fumbled away a snap at the Dallas 16 in the fourth period. Although it was an intriguing 10-3 at halftime, the Cowboys marched 71 yards in eight plays after the kickoff, and Thomas swept three yards for the touchdown.

DALLAS	3	7	7	7	-	24
MIAMI	0	3	0	0	-	3

TEAM	QTR	TIME	PLAY DESCRIPTION	DRIVE INFO	DAL	MIA
Cowboys	1	13:37	FG Clark 9 Field Goal	12-50	3	0
Cowboys	2	13:45	Alworth, 7 pass from Staubach (Clark kick)	10-76	10	0
Dolphins	2	14:56	Yepremian 31 Field Goal	5-44	10	3
Cowboys	3	5:17	D. Thomas, 3 run (Clark Kick)	8-71	17	3
Cowboys	4	3:18	Ditka, 7 pass from Staubach (Clark kick)	3-9	24	3

ATT. - 80,591

	Dallas	Miami
FIRST DOWNS	23	10
Rushing	15	3
Passing	8	7
Penalty	0	0
3rd-Down Efficiency	6 for 13	2 for 9
4th-Down Efficiency	1 for 1	0 for 0
TOTAL NET YARDS	352	185
Total Net Plays	69	44
Average Gain	5.1	4.2
NET YARDS RUSHING	252	80
Rushes	48	20
Yards per Rush	5.3	4.0
Net Yards Passing	100	105
Completed - Attempted	12-19	12-23
Yards per Pass Play	4.8	4.4
Sacked - Yards Lost	2-19	1-29
Had Intercepted	0	1
PUNTS - AVERAGE	5-186-37.2	5-200-40.0
RETURN YARDAGE	74	143
Punts - Return Yards	1--1	1-21
Kickoffs - Return Yards	2-34	5-122
Interceptions - Return Yards	1-41	0-0
PENALTIES - YARDS	3-15	0-0
FUMBLES - LOST	1-1	2-2
RED-ZONE EFFICIENCY	3 for 5	0 for 1
GOAL-TO-GO EFFICIENCY	3 for 5	0 for 0
TIME OF POSSESSION	39:12	20:48

INDIVIDUAL STATISTICS

RUSHING (Att-Yds-TD): Dallas: Thomas 19-95-1; Garrison 14-74; Hill 7-25; Staubach 5-18; Ditka 1-17; Hayes 1-16; Reeves 1-7.

Miami: Csonka 9-40; Kiick 10-40; Griese 1-0.

PASSING (A-C-Y-TD-I): Dallas: Staubach 19-12-119-2-0.

Miami: Griese 23-12-134-1.

RECEIVING (Rec-Yds-TD): Dallas: Thomas 3-17; Alworth 2-28-1; Ditka 2-28-1; Hayes 2-23; Garrison 2-11; Hill 1-12.

Miami: Warfield 4-39; Kiick 3-21; Csonka 2-18; Fleming 1-27; Twilley 1-20; Mandich 1-9.

INTERCEPTIONS (Int-Yds-TD): Dallas: Howley 1-14.

Miami: None

SACKS: Dallas: Lilly 1.

Miami: Fernandez 1; Riley 1.

1972 AFC PLAYOFF

DOLPHINS 20, BROWNS 14
December 24, 1972

Orange Bowl
Miami, Fla.

On the ropes in the fourth quarter after an unprecedented 14 victories, the Dolphins responded to a poised Earl Morrall and drove 80 yards for a touchdown with 4:56 to play for a 20-14 victory over the Cleveland Browns. Morrall, the NFL's leading passer after replacing the injured Bob Griese 10 weeks earlier, had completed only four passes for 38 yards. But he threw 15 and 35 yards to Paul

Warfield, reaching the Browns 20, and a pass interference call against linebacker Billy Andrews put the ball at the eight. Halfback Jim Kiick then bulled eight yards up the middle on a trap for the winning points. The triumph was sealed with a minute to play when Dolphins linebacker Doug Swift intercepted Cleveland QB Mike Phipps at the Dolphin 20. Despite stealing five of Phipps' passes, the Dolphins were stung by a 27-yard TD pass to Fair Hooker and trailed 14-13 with 8:11 to play.

CLEVELAND	0	0	7	7	-	14
MIAMI	10	0	0	10	-	20

TEAM	QTR	TIME	PLAY DESCRIPTION	DRIVE INFO	CLE	MIA
Dolphins	1	5:28	Babb, 5 recovery of blocked punt (Yepremian kick)		0	7
Dolphins	1	12:30	Yepremian 40 Field Goal	11-51	0	10
Browns	3	7:22	Phipps, 5 run (Cockroft kick)	5-44	7	10
Dolphins	4	1:28	Yepremian 46 Field Goal	8-32	7	13
Browns	4	6:49	Hooker, 27 pass from Phipps (Cockroft kick)	11-90	14	13
Dolphins	4	10:06	Kiick, 8 run (Yepremian kick)	6-80	14	20

ATT. - 78,196

	Cleveland	Miami
FIRST DOWNS	15	17
Rushing	9	11
Passing	6	4
Penalty	0	2
TOTAL NET YARDS	283	272
Total Net Plays	57	64
Average Gain	5.0	4.3
NET YARDS RUSHING	165	198
Rushes	32	47
Yards per Rush	5.2	4.2
NET YARDS PASSING	118	74
Completed - Attempted	9-23	6-13
Yards per Pass Play	4.7	4.4
Sacked - Yards Lost	2-13	4-14
Had Intercepted	5	0
PUNTS - AVERAGE	6-208-34.7	5-210-42.0
RETURN YARDAGE	102	63
Punts - Return Yards	2-46	1--1
Kickoffs - Return Yards	3-56	0-0
Interceptions - Return Yards	0-0	5-64
PENALTIES - YARDS	3-25	3-25
FUMBLES - LOST	2-0	2-2

INDIVIDUAL STATISTICS

RUSHING (Att-Yds-TD): Cleveland: Scott 16-94; Phipps 8-47-1; Brown 4-13; Kelly 4-11.

Miami: Morris 15-72; Kiick 14-50-1; Warfield 2-41; Csonka 12-32; Morrall 4-3.

PASSING (A-C-Y-TD-I): Cleveland: Phipps 23-9-131-1-5.

Miami: Morrall 13-6-88-0-0.

RECEIVING (Rec-Yds-TD): Cleveland: B. Scott 4-30; Hooker 3-53-1; Kelly 1-27; Morin 1-21.

Miami: Twilley 3-33; Warfield 2-50; Kiick 1-5.

INTERCEPTIONS (Rec-Yds-TD): Cleveland: None.

Miami: Swift 2-19; Anderson 2-12; Johnson 1-33.

SACKS: Cleveland: Roman 2; Sherk 1; Johnson 1.

Miami: Fernandez 1; Stanfill 1.

1972 AFC CHAMPIONSHIP

DOLPHINS 21, STEELERS 17
December 31, 1972

Three Rivers Stadium
Pittsburgh, Pa.

Quarterback Bob Griese, playing 11 weeks after he had broken his right leg, ignited a third-quarter touchdown drive with a 52-yard pass to Paul Warfield, and the Dolphins overtook the Pittsburgh Steelers, 21-17, in unusually warm 63-degree weather. Griese was given the nod in the second half after Earl Morrall had flipped a nine-yard touchdown pass to Larry Csonka for a 7-7 halftime deadlock. Punter Larry Seiple broke loose on a daring 37-yard run on fourth down to set up that TD. Trailing 10-7, Griese directed TD drives of 80 and 49 yards with Jim Kiick blasting two and three yards for the scores. Steeler quarterback Terry Bradshaw, who closed the gap with four straight completions on a 71-yard TD drive, was intercepted by Nick Buoniconti at midfield with 2½ minutes to play. In addition to Seiple's dash, the Dolphins converted fourth-down situations on both Griese-led drives.

MIAMI	0	7	7	7	-	21
PITTSBURGH	7	0	3	7	-	17

TEAM	QTR	TIME	PLAY DESCRIPTION	DRIVE INFO	MIA	PIT
Steelers	1	10:45	Mullins, recovery of Bradshaw fumble (Gerela kick)	10-48	0	7
Dolphins	2	3:03	Csonka, 9 pass from Morrall (Yepremian kick)	9-80	7	7
Steelers	3	4:04	Gerela 14 Field Goal	9-73	7	10
Dolphins	3	11:39	Kiick, 2 run (Yepremian kick)	11-80	14	10
Dolphins	4	7:35	Kiick, 3 run (Yepremian kick)	11-49	21	10
Steelers	4	9:39	Young, 12 pass from Bradshaw (Gerela kick)	4-71	21	17

ATT. – 50,350

	Miami	Pittsburgh
FIRST DOWNS	19	13
Rushing	11	6
Passing	6	6
Penalty	2	1
TOTAL NET YARDS	314	250
Total Net Plays	65	48
Average Gain	4.8	5.2
NET YARDS RUSHING	193	128
Rushes	49	26
Yards per Rush	3.9	4.9
NET YARDS PASSING	121	122
Completed - Attempted	10-16	10-20
Yards per Pass Play	7.6	5.5
Sacked - Yards Lost	0-0	2-15
Had Intercepted	1	2
PUNTS - AVERAGE	4-142-35.5	4-205-51.3
RETURN YARDAGE	34	118
Punts - Return Yards	0-0	1-5
Kickoffs - Return Yards	1-23	3-85
Interceptions - Return Yards	2-11	1-28
PENALTIES - YARDS	2-19	4-30
FUMBLES - LOST	0-0	2-0

INDIVIDUAL STATISTICS

RUSHING (Att-Yds-TD): Miami: Morris 16-76; Csonka 24-68; Seiple 1-37; Kiick 8-12-2.
Pittsburgh: Harris 16-76; Fuqua 8-47; Bradshaw 2-5.

PASSING (A-C-Y-TD-I): Miami: Morrall 11-7-51-1-1; Griese 5-3-70-0-0.
Pittsburgh: Bradshaw 10-5-80-1-2; Hanratty 10-5-57-0-0.

RECEIVING (Rec-Yds-TD): Miami: Fleming 5-50; Warfield 2-63; Csonka 1-9-1; Mandich 1-5; Morris 1-(-6).
Pittsburgh: Young 4-54-1; Shanklin 2-49; Harris 2-3; McMakin 1-22; Brown 1-9.

INTERCEPTIONS (Int-Yds-TD): Miami: Buoniconti 1-6; Kolen 1-5.
Pittsburgh: Edwards 1-28.

SACKS: Miami: Stanfill 1-5; Den Herder 0.5.
Pittsburgh: None.

SUPER BOWL VII

DOLPHINS 14, REDSKINS 7
January 14, 1973

Memorial Coliseum
Los Angeles, Calif.

"This is the ultimate," Coach Don Shula said quietly after his unbeaten Dolphins dominated the Washington Redskins, 14-7, to cap a perfect season. It was Shula's first Super Bowl triumph in three tries. A record Super Bowl paid crowd of 90,182 saw the Dolphins surge to a 14-0 halftime lead even as one touchdown was nullified by an offside penalty. Miami intercepted three of Bill Kilmer's passes, and Manny Fernandez scuttled the Redskin running game with 17 tackles. An original Dolphin, Howard Twilley, eluded cornerback Pat Fischer to snare a 28-yard touchdown pass from Bob Griese in the first quarter. Griese's 57-yard TD bomb to Paul Warfield was erased by the penalty, but a 32-yard interception return by linebacker Nick Buoniconti set up the Dolphins' second score. Safety Jake Scott thwarted Kilmer with an end zone interception and 55-yard runback. The Redskins finally scored on a bizarre 49-yard fumble recovery by Mike Bass after a blocked field goal and attempted pass by kicker Garo Yepremian. Scott was named MVP.

MIAMI	7	7	0	0	-	14
WASHINGTON	0	0	0	7	-	7

TEAM	QTR	TIME	PLAY DESCRIPTION	DRIVE INFO	MIA	WAS
Dolphins	1	14:59	Twilley, 28 pass from Griese (Yepreman kick)	6-63	7	0
Dolphins	2	14:42	Kiick, 1 run (Yepreman kick)	5-27	14	0
Redskins	4	12:53	Bass, 49 fumble recovery (Knight kick)		14	7

ATT. – 90,182

	Miami	Washington
FIRST DOWNS	12	16
Rushing	7	9
Passing	5	7
Penalty	0	0
3rd-Down Efficiency	3 for 11	3 for 13
4th-Down Efficiency	0 for 0	0 for 1
TOTAL NET YARDS	253	228
Total Net Plays	50	66
Average Gain	5.1	3.5
NET YARDS RUSHING	184	141
Rushes	37	36
Yards per Rush	5.0	3.9
NET YARDS PASSING	69	87
Completed - Attempted	8-11	14-28
Yards per Pass Play	5.3	2.9
Sacked - Yards Lost	2-19	2-17
Had Intercepted	1	3
PUNTS - AVERAGE	7-301-43.0	5-156-31.2
RETURN YARDAGE	132	54
Punts - Return Yards	2-4	4-9
Kickoffs - Return Yards	2-33	3-45
Interceptions - Return Yards	3-95	1-0
PENALTIES - YARDS	3-35	3-25
FUMBLES - LOST	2-1	1-0
RED-ZONE EFFICIENCY	1 for 2	0 for 2
GOAL-TO-GO EFFICIENCY	1 for 2	0 for 0
TIME OF POSSESSION	27:29	32:31

INDIVIDUAL STATISTICS

RUSHING (Att-Yds-TD): Miami: Csonka 15-112; Kiick 12-38-1; Morris 10-34.

Washington: Brown 22-72; Harraway 10-37; Kilmer 2-18; C.Taylor 1-8; Smith 1-6.

PASSING (A-C-Y-TD-I): Miami: Griese 11-8-88-1-1.

Washington: Kilmer 28-14-104-0-3.

RECEIVING (Rec-Yds-TD): Miami: Warfield 3-36; Kiick 2-6; Twilley 1-28-1; Mandich 1-19; Csonka 1-(-1).

Washington: Jefferson 5-50; Brown 5-26; C.Taylor 2-20; Smith 1-11; Harraway 1-(-3).

INTERCEPTIONS (Int-Yds-TD): Miami: Scott 2-63; Buoniconti 1-32.

Washington: Owens 1-0.

SACKS: Miami: Fernandez 1; Stanfill 1.

Washington: Talbert 1; Biggs 1.

1973 AFC PLAYOFF

DOLPHINS 34, BENGALS 16
December 23, 1973

Orange Bowl
Miami, Fla.

A defense which had allowed only 15 touchdowns all season kept the Cincinnati Bengals out of the end zone while the Dolphins hammered 241 yards on the ground for a convincing 34-16 victory. Mercury Morris scooted 106 yards on 20 carries and Bob Griese completed 11 of 18 passes, including TDs of 13 yards to Paul Warfield and seven yards to Jim Mandich. Garo Yepreman converted field goals of 50 and 46 yards in the second half to widen the winning margin. The Dolphins led 21-3 when a lapse just before halftime gave life to the Bengals. Safety Neal Craig intercepted Griese and returned it 45 yards for a score, and Horst Muhlmann booted field goals of 46 and 12 yards – the second coming after Morris fumbled a kickoff – to make it 21-16.

CINCINNATI	3	13	0	0	-	16
MIAMI	14	7	10	3	-	34

TEAM	QTR	TIME	PLAY DESCRIPTION	DRIVE INFO	CIN	MIA
Dolphins	1	5:23	Warfield, 13 pass from Griese (Yepreman kick)	10-80	0	7
Bengals	1	9:22	Muhlmann 24 Field Goal	10-55	3	7
Dolphins	1	14:39	Csonka, 1 run (Yepreman kick)	12-80	3	14
Dolphins	2	7:23	Morris, 4 run (Yepreman kick)	7-75	3	21
Bengals	2	11:34	Craig, 45 interception return (Muhlmann kick)		10	21

Bengals	2	14:52	Muhlmann 46 Field Goal	6-29	13	21
Bengals	2	14:56	Muhlmann 12 Field Goal	1-0	16	21
Dolphins	3	5:18	Mandich, 7 pass from Griese (Yepremian kick)	7-72	16	28
Dolphins	3	10:12	Yepremian 50 Field Goal	7-16	16	31
Dolphins	4	3:40	Yepremian 46 Field Goal	8-32	16	34

ATT. – 80,047

	Cincinnati	Miami
FIRST DOWNS	11	27
Rushing	5	18
Passing	6	9
Penalty	0	0
TOTAL NET YARDS	194	400
Total Net Plays	50	71
Average Gain	3.9	5.6
NET YARDS RUSHING	97	241
Rushes	20	52
Yards per Rush	4.9	4.6
NET YARDS PASSING	97	159
Completed - Attempted	14-27	11-19
Yards per Pass Play	3.2	8.4
Sacked - Yards Lost	3-16	0-0
Had Intercepted	1	2
PUNTS - AVERAGE	7-254-36.3	2-98-49.0
RETURN YARDAGE	113	39
Punts - Return Yards	2-26	2-6
Kickoffs - Return Yards	2-42	2-14
Interceptions - Return Yards	2-45	1-19
PENALTIES - YARDS	2-19	1-5
FUMBLES - LOST	0-0	2-1

INDIVIDUAL STATISTICS

RUSHING (Att-Yds-TD): Cincinnati: Clark 7-40; Anderson 3-26; Johnson 2-17; Elliot 7-15; Curtis 1-(-1).
Miami: Morris 20-106-1; Csonka 20-71-1; Kiick 10-51; Leigh 1-8; Nottingham 1-5.

PASSING (A-C-Y-TD-I): Cincinnati: Anderson 27-14-113-0-1.

Miami: Griese 18-11-159-2-1; Briscoe 1-0-0-0-1.

RECEIVING (Rec-Yds-TD): Cincinnati: Elliott 9-53; Joiner 2-33; Clark 2-18; Curtis 1-9.

Miami: Warfield 4-95-1; Mandich 3-28-1; Kiick 3-19; Briscoe 1-17.

INTERCEPTIONS (Int-Yds-TD): Cincinnati: Craig 1-45-1; Casanova 1-0.

Miami: Anderson 1-19.

SACKS: Cincinnati: None.

Miami: Matheson 2; Stanfill 1.

1973 AFC CHAMPIONSHIP

DOLPHINS 27, RAIDERS 10
December 30, 1973

Orange Bowl
Miami, Fla.

A relentless running attack with Larry Csonka and Mercury Morris accounting for 203 of the 266 yards, respectively, powered the Dolphins to a 27-10 triumph over the Oakland Raiders for a third straight American Conference title. Csonka, a 237-pound battering ram who had his third consecutive 1,000-yard season, scored three touchdowns with his 117 yards on 29 carries. The Dolphins covered 64 and 63 yards exclusively on the ground for a 14-0 halftime lead. Then as the Raiders battled to within 17-10, Bob Griese directed ground assaults of 63 yards, culminating in a field goal, and 42 yards, ending in Csonka's third TD. Defensively, safety Dick Anderson forced a fourth-down fumble by Marv Hubbard at midfield, and the Dolphins took possession with a 20-10 lead and six minutes to play. Oakland had stopped Miami's 18-game winning streak, 12-7, three months earlier.

OAKLAND	0	0	10	0	-	10
MIAMI	7	7	3	10	-	27

TEAM	QTR	TIME	PLAY DESCRIPTION	DRIVE INFO	OAK	MIAMI
Dolphins	1	5:13	Csonka, 11 run (Yepremian kick)	8-64	0	7
Dolphins	2	14:43	Csonka, 2 run (Yepremian kick)	15-63	0	14
Raiders	3	5:11	Blanda 21 Field Goal	11-63	3	14
Dolphins	3	7:33	Yepremian 42 Field Goal	3-8	3	17
Raiders	3	12:22	Siani, 25 pass from Stabler (Blanda kick)	10-79	10	17
Dolphins	4	5:18	Yepremian 26 Field Goal	11-63	10	20
Dolphins	4	13:11	Csonka, 2 run (Yepremian kick)	10-42	10	27

ATT. – 75,105

	Oakland	Miami
FIRST DOWNS	15	21
Rushing	4	18
Passing	9	2
Penalty	2	1
TOTAL NET YARDS	236	292
Total Net Plays	49	60
Average Gain	4.8	4.9
NET YARDS RUSHING	107	266
Rushes	26	53
Yards per Rush	4.1	5.0
NET YARDS PASSING	129	26
Completed - Attempted	15-23	3-6
Yards per Pass Play	5.6	3.7
Sacked - Yards Lost	0-0	1-8
Had Intercepted	1	1
PUNTS - AVERAGE	2-102-51.0	1-39-39.0
RETURN YARDAGE	89	129
Punts - Return Yards	1-0	2-10
Kickoffs - Return Yards	4-89	3-90
Interceptions - Return Yards	1-0	1-29
PENALTIES - YARDS	3-35	3-26
FUMBLES - LOST	1-0	1-0

INDIVIDUAL STATISTICS

RUSHING (Att-Yds-TD): Oakland: Hubbard 10-54; C. Smith 10-35; Davis 4-15; Banaszak 2-3.

Miami: Csonka 29-117-3; Morris 14-86; Griese 3-39; Kiick 6-12; Nottingham 1-12.

PASSING (A-C-Y-TD-I): Oakland: Stabler 23-15-129-1-1.

Miami: Griese 6-3-34-0-1.

RECEIVING (Rec-Yds-TD): Oakland: C.Smith 5-43; Siani 3-45-1; Biletnikoff 2-15; Hubbard 2-11;

Moore 2-9; Davis 1-6.

Miami: Warfield 1-27; Briscoe 1-6; Kiick 1-1.

INTERCEPTIONS (Int-Yds-TD): Oakland: Brown 1-0.

Miami: Matheson 1-29.

SACK: Oakland: Sistrunk 1.

Miami: None.

SUPER BOWL VIII

DOLPHINS 24, VIKINGS 7
January 13, 1974

Rice Stadium
Houston, Texas

Winning for the 32nd time in 34 games, the Dolphins repeated as Super Bowl champions and proved themselves "Best Ever" with a 24-7 rout of the Minnesota Vikings at Rice Stadium. There was no doubt from the beginning. The Dolphins swept 62 yards in 10 plays with the opening kickoff, scoring on Larry Csonka's five-yard smash. Minnesota punted, and the onslaught resumed with a 56-yard, 10-play Dolphin drive capped by Jim Kiick's one-yard plunge. It was 17-0 before the Vikings crossed their 40, and a fourth-down fumble by Minnesota's Oscar Reed was recovered by safety Jake Scott at the Dolphins' six-yard line. A brilliant, diving catch by Paul Warfield netted 27 yards on a third-quarter TD drive that hiked the score to 24-0. Csonka finished with his best-ever total of 145 yards on 33 carries. The Dolphins rushed for 703 yards and outscored opponents 85-33 in the three-game playoff blitz. Csonka's yardage was a Super Bowl record and he was named MVP.

MINNESOTA	0	0	0	7	-	7
MIAMI	14	3	7	0	-	24

TEAM	QTR	TIME	PLAY DESCRIPTION	DRIVE INFO	MIN	MIA
Dolphins	1	5:27	Csonka, 5 run (Yeapremian kick)	10-62	0	7
Dolphins	1	13:38	Kiick, 1 run (Yeapremian kick)	10-56	0	14
Dolphins	2	8:58	Yeapremian 28 Field Goal	8-44	0	17
Dolphins	3	6:16	Csonka, 2 run (Yeapremian kick)	8-43	0	24
Vikings	4	1:35	Tarkenton, 4 run (Cox kick)	10-57	7	24

ATT. - 71,882

	Minnesota	Miami
FIRST DOWNS	14	21
Rushing	5	13
Passing	8	4
Penalty	1	4
3rd-Down Efficiency	8 for 15	4 for 11
4th-Down Efficiency	0 for 1	1 for 1

TOTAL NET YARDS	238	259
Total Net Plays	54	61
Average Gain	4.4	4.2
NET YARDS RUSHING	72	196
Rushes	24	53
Yards per Rush	3.0	3.7
Net Yards Passing	166	63
Completed - Attempted	18-28	6-7
Yards per Pass Play	5.5	7.9
Sacked - Yards Lost	2-16	1-10
Had Intercepted	1	0
PUNTS - AVERAGE	5-211-42.2	3-119-39.7
RETURN YARDAGE	69	77
Punts - Return Yards	0-0	3-20
Kickoffs - Return Yards	4-69	2-47
Interceptions - Return Yards	0-0	1-10
PENALTIES - YARDS	7-65	1-4
FUMBLES - LOST	2-1	1-0
RED-ZONE EFFICIENCY	1 for 2	3 for 3
GOAL-TO-GO EFFICIENCY	0 for 0	3 for 3
TIME OF POSSESSION	26:15	33:45

INDIVIDUAL STATISTICS

RUSHING (Att-Yds-TD): Minnesota: Reed 11-32; Foreman 7-18; Tarkenton 4-17-1; Marinaro 1-3; B. Brown 1-2.
 Miami: Csonka 33-145-2; Morris 11-34; Kiick 7-10-1; Griese 2-7.

PASSING (A-C-Y-TD-I): Minnesota: Tarkenton 28-18-182-0-1.
 Miami: Griese 7-6-73-0-0.

RECEIVING (Rec-Yds-TD): Minnesota: Foreman 5-27; Gilliam 4-44; Voight 3-46; Marinaro 2-39; B. Brown 1-9; Kingsriter 1-9; Lash 1-9; Reed 1-(-1).
 Miami: Warfield 2-33; Mandich 2-21; Briscoe 2-19.

INTERCEPTIONS (Int-Yds-TD): Minnesota: None.
 Miami: Johnson 1-10.

SACKS: Minnesota: Paige 1.
 Miami: Fernandez 1; Den Herder 1.

1974 AFC PLAYOFF

RAIDERS 28, DOLPHINS 26
December 21, 1974

Oakland-Alameda County Coliseum
Oakland, Calif.

Oakland quarterback Ken Stabler, falling in the clutches of Vern Den Herder, unloaded a wobbly eight-yard pass that Clarence Davis wrestled from three defenders in the end zone, and the Raiders scored a stunning 28-26 victory over the defending champion Dolphins. Stabler, who had spent the last of his timeouts, appeared to have thrown an interception. But running back Davis clutched the football when bodies were untangled with 26 seconds remaining. It was the fourth TD pass for lefthander Stabler and his second "freak" score. Four minutes earlier Cliff Branch fell while catching a pass at the Dolphins' 27, but defender Henry Stuckey also slipped, and Branch got up and escaped for a 72-yard TD. The Dolphins, trailing by two points, went ahead with 2:08 remaining as rookie Benny Malone broke two tackles on a 23-yard touchdown run along the sideline.

MIAMI	7	3	6	10	-	26
OAKLAND	0	7	7	14	-	28

TEAM	QTR	TIME	PLAY DESCRIPTION	DRIVE INFO	MIA	OAK
Dolphins	1	0:15	N. Moore, 89 kickoff return (Yepremian kick)		7	0
Raiders	2	7:21	C. Smith, 31 pass from Stabler (Blanda kick)	7-78	7	7
Dolphins	2	13:59	Yepremian 33 Field Goal	11-47	10	7
Raiders	3	6:55	Biletnikoff, 13 pass from Stabler (Blanda kick)	9-60	10	14
Dolphins	3	8:22	Warfield, 16 pass from Griese (kick failed)	5-65	16	14
Dolphins	4	3:10	Yepremian 46 Field Goal	8-53	19	14
Raiders	4	10:23	Branch, 72 pass from Stabler (Blanda kick)	2-83	19	21
Dolphins	4	12:52	Malone, 23 run (Yepremian kick)	4-68	26	21
Raiders	4	14:34	Davis, 8 pass from Stabler (Blanda kick)	8-68	26	28

ATT. - 54,020

FIRST DOWNS	Miami	Oakland
Rushing	18	19
	10	8

Passing	6	11
Penalty	2	0
TOTAL NET YARDS	294	411
Total Net Plays	57	64
Average Gain	5.2	6.4
NET YARDS RUSHING	213	135
Rushes	41	32
Yards per Rush	5.2	4.2
NET YARDS PASSING	81	276
Completed - Attempted	7-14	20-30
Yards per Pass Play	5.1	8.6
Sacked - Yards Lost	2-20	2-17
Had Intercepted	1	1
PUNTS - AVERAGE	6-199-33.2	7-299-42.7
RETURN YARDAGE	202	156
Punts - Return Yards	3-5	3-16
Kickoffs - Return Yards	5-183	6-135
Interceptions - Return Yards	1-14	1-5
PENALTIES - YARDS	3-15	3-59
FUMBLES - LOST	0-0	0-0

INDIVIDUAL STATISTICS

RUSHING (Att-Yds-TD): Miami: Csonka 24-114; Malone 14-83-1; Griese 2-14; Kiick 1-2.

Oakland: Davis 12-59; Hubbard 14-55; Banaszak 3-14; Stabler 3-7.

PASSING (A-C-Y-TD-I): Miami: Griese 14-7-101-1-1.

Oakland: Stabler 30-20-293-4-1.

RECEIVING (Rec-Yds-TD): Miami: Warfield 3-47-1; N. Moore 2-40; Nottingham 1-9; Kiick 1-5.

Oakland: Biletnikoff 8-122-1; Branch 3-84-1; Moore 3-22; C. Smith 2-35-1; C. Davis 2-16-1; Hubbard 1-9; Pitts 1-5.

INTERCEPTIONS (Int-Yds-TD): Miami: Anderson 1-14.

Oakland: Villapiano 1-5.

SACKS: Miami: Den Herder 1; Fernandez 1.

Oakland: Sistrunk 1; Jones 1.

1978 AFC WILD-CARD PLAYOFF

OILERS 17, DOLPHINS 9
December 24, 1978

Orange Bowl
Miami, Fla.

The Houston Oilers amassed a 455-209 margin in total yardage, and aided by five Dolphins turnovers, gained a 17-9 victory in a battle of AFC wild-card entries at the Orange Bowl. Toni Fritsch kicked a 35-yard field goal with 7:25 remaining to snap a 7-7 tie that existed since the first quarter. An interception by linebacker Greg Bingham led to a clinching 50-yard touchdown drive capped by Earl Campbell's one-yard dive with 1:55 to go. Campbell, the NFL rushing leader with 1,450 yards as a rookie, had been checked for only 16 yards on 13 carries in the first half. Dolphins quarterback Bob Griese, playing with very sore ribs, connected with tight end Andre Tillman for a 13-yard TD after Earnie Rhone had recovered a fumbled punt at the Houston 21. But Griese completed only 13 of 28 passes. Twice the Dolphins lost the ball inside the Oilers 10-yard line when the game was tied. Houston's Dan Pastorini wore a flak jacket to protect three broken ribs, and he passed for 261 of his 306-yard total in the first half.

HOUSTON	7	0	0	10	-	17
MIAMI	7	0	0	2	-	9

TEAM	QTR	TIME	PLAY DESCRIPTION	DRIVE INFO	HOU	MIA
Dolphins	1	9:58	Tillman, 13 pass from Griese (Yepremian kick)	2-21	0	7
Oilers	1	14:57	Wilson, 13 pass from Pastorini (Fritsch kick)	10-71	7	7
Oilers	4	7:35	Fritsch 35 Field Goal	10-53	10	7
Oilers	4	13:05	Campbell, 1 run (Fritsch kick)	10-50	17	7
Dolphins	4	14:49	Safety, Pastorini runs out of end zone		17	9

ATT. - 70,036

	Houston	Miami
FIRST DOWNS	23	14
Rushing	9	6
Passing	14	7
Penalty	0	1
3rd-Down Efficiency	8 for 16	5 for 12
TOTAL NET YARDS	455	209
Total Net Plays	77	57
Average Gain	5.9	3.7

NET YARDS RUSHING	165	91
Rushes	45	25
Yards per Rush	3.7	3.6
NET YARDS PASSING	290	118
Completed - Attempted	20-30	12-30
Yards per Pass Play	9.1	3.7
Sacked - Yards Lost	2-16	2-19
Had Intercepted	0	3
PUNTS - AVERAGE	5-220-44.0	5-243-48.6
RETURN YARDAGE	70	133
Punts - Return Yards	3-11	1-24
Kickoffs - Return Yards	2-55	5-109
Interceptions - Return Yards	3-4	0-0
PENALTIES - YARDS	5-37	1-5
FUMBLES - LOST	3-1	2-2
TIME OF POSSESSION	35:43	24:17

INDIVIDUAL STATISTICS

RUSHING (Att-Yds-TD): Houston: Campbell 26-84-1; Wilson 14-76; Poole 1-12; Coleman 1-2; Pastorini 3-(-9).

Miami: L. Harris 9-43; Williams 13-41; N. Moore 1-7; Bulaich 2-0.

PASSING (A-C-Y-TD-I): Houston: Pastorini 29-20-306-1-0; Barber 1-0-0-0-0.

Miami: Griese 28-11-114-1-2; Strock 2-1-23-0-1.

RECEIVING (Rec-Yds-TD): Houston: Burrough 6-103; Wilson 5-40-1; Barber 4-112; Woods 2-22; Campbell 1-13; Caster 1-11; Coleman 1-5.

Miami: D. Harris 4-42; N. Moore 2-28; Tillman 2-24-1 Bulaich 2-14; L. Harris 1-21; Williams 1-8.

INTERCEPTIONS (Int-Yds-TD): Houston: Bingham 1-4, Reinfeldt 1-0, Sternick 1-0.

Miami: None.

SACKS: Houston: Washington 1; Bethea 1.

Miami: Bokamper 2.

1979 AFC PLAYOFF

STEELERS 34, DOLPHINS 14
December 30, 1979

Three Rivers Stadium
Pittsburgh, Pa.

Launching a drive to their fourth Super Bowl title in six years, the Pittsburgh Steelers scored touchdowns on their first three possessions and coasted to a 34-14 victory at Three Rivers Stadium. Miami managed only 25 yards rushing against the Steel Curtain and was stopped twice in the second quarter after achieving a first down inside the Steelers 10-yard line. The Dolphins got as close as 20-7 with a seven-yard TD pass from Bob Griese to Duriel Harris in the third period, but Pittsburgh responded with a 69-yard TD drive. The Steelers marched 62, 62 and 56 yards for their first-quarter scores when quarterback Terry Bradshaw completed 8 of 10 passes, including touchdowns to John Stallworth and Lynn Swann, who was standing alone in the end zone. Don Strock directed a 13-play, 76-yard TD drive after relieving Griese in the fourth quarter

MIAMI	0	0	7	7	-	14
PITTSBURGH	20	0	7	7	-	34

TEAM	QTR	TIME	PLAY DESCRIPTION	DRIVE INFO	MIA	PIT
Steelers	1	7:02	Thornton, 1 run (Bahr kick)	13-62	0	7
Steelers	1	11:03	Stallworth, 17 pass from Bradshaw (kick blocked)	9-62	0	13
Steelers	1	14:09	Swann, 20 pass from Bradshaw (Bahr kick)	6-56	0	20
Dolphins	3	3:55	Harris, 7 pass from Griese (von Schamann kick)	2-11	7	20
Steelers	3	8:58	Bleier, 1 run (Bahr kick)	12-69	7	27
Steelers	4	5:56	Harris, 5 run (Bahr kick)	9-43	7	34
Dolphins	4	11:53	Csonka, 1 run (von Schamann kick)	13-76	14	34

ATT. - 50,214

	Miami	Pittsburgh
FIRST DOWNS	16	27
Rushing	2	14
Passing	11	12
Penalty	3	1
3rd-Down Efficiency	7 for 19	11 for 14
TOTAL NET YARDS	249	379
Total Net Plays	65	72
Average Gain	3.8	5.3
NET YARDS RUSHING	25	159

Rushes	22	40
Yards per Rush	1.1	4.0
NET YARDS PASSING	224	220
Completed - Attempted	22-40	21-31
Yards per Pass Play	5.2	6.9
Sacked - Yards Lost	3-19	1-10
Had Intercepted	2	0
PUNTS - AVERAGE	4-145-36.3	2-59-29.5
RETURN YARDAGE	87	80
Punts - Return Yards	0-0	4-31
Kickoffs - Return Yards	6-87	2-46
Interceptions - Return Yards	0-0	2-3
PENALTIES - YARDS	4-35	8-41
FUMBLES - LOST	0-0	3-3
TIME OF POSSESSION	27:15	32:45

INDIVIDUAL STATISTICS

RUSHING (Att-Yds-TD): Miami: Csonka 10-20-1; Davis 2-12; Griese 1-1; Williams 8-1; Roberts 1(-)-9.

Pittsburgh: Harris 21-83-1; Thornton 12-52-1; Hawthorne 2-15; Bleier 4-13-1; Anderson 1(-)-4.

PASSING (A-C-Y-TD-I): Miami: Griese 26-14-118-1-1; Strock 14-8-125-0-1.

Pittsburgh: Bradshaw 31-21-230-2-0.

RECEIVING (Rec-Yds-TD): Miami: Williams 6-26; Moore 5-93; Harris 3-61-1; Nathan 3-27; Davis 2-24; Hardy 2-12; Torrey 1-0.

Pittsburgh: Stallworth 6-86-1; Harris 5-32; Smith 4-41; Swann 3-37-1; Thornton 3-34.

INTERCEPTIONS (Int-Yds-TD): Miami: None.

Pittsburgh: Winston 1-3; Woodruff 1-0.

SACKS: Miami: Barisich 0.5; Den Herder 0.5.

Pittsburgh: Dunn 1.5; Greene 1; Lambert 0.5.

1981 AFC PLAYOFF

CHARGERS 41, DOLPHINS 38 (OT)

January 2, 1982

Orange Bowl

Miami, Fla.

A record-setting showcase of the passing game resulted in NFL playoff marks for most points (79), most total yards (1,036) and most drama as the San Diego Chargers outlasted the Dolphins 41-38 in overtime. "The Miracle That Died" was the Miami Herald headline after the Dolphins rallied behind reserve quarterback Don Strock to overcome a 24-point deficit. The Pro Football Hall of Fame voted the contest as the "NFL's Game of the '80s." Strock completed 29 of 43 passes for 403 yards and four touchdowns, spurring the Dolphins to a 38-31 lead. A 12-yard sweep by Tony Nathan on the first play of the fourth quarter put the Dolphins on top. But Chargers quarterback Dan Fouts, who passed for an NFL record 4,802 yards during the season, led an 82-yard drive capped by a 9-yard pass to James Brooks to tie the game with 58 seconds remaining. Five players had more than 100 yards in receptions, topped by Chargers tight end Kellen Winslow with 13 catches for 166 yards. Fouts, who finished with 433 yards on 33 of 53 marksmanship, hooked up with Charlie Joiner for 39 yards to the Dolphins 10-yard line. Rolf Benirschke then kicked a 29-yard field goal to end the struggle after 13:52 of overtime. Benirschke had missed a 27-yard attempt eight minutes earlier, and Miami's Uwe von Schamann had two attempts blocked – a 43-yarder on the last play of regulation and a 35-yarder after 11:27 of overtime. It was the first game in NFL history in which two quarterbacks passed for more than 400 yards.

SAN DIEGO	24	0	7	7	3	-	41
MIAMI	0	17	14	7	0	-	38

TEAM	QTR	TIME	PLAY DESCRIPTION	DRIVE INFO	SD	MIA
Chargers	1	5:11	Benirschke 32 Field Goal	9-64	3	0
Chargers	1	7:36	Chandler, 56 punt return (Benirschke kick)		10	0
Chargers	1	11:02	Muncie, 1 run (Benirschke kick)	7-29	17	0
Chargers	1	13:29	Brooks, 8 pass from Fouts (Benirschke kick)	3-11	24	0
Dolphins	2	6:29	von Schamann 34 Field Goal	10-63	24	3
Dolphins	2	12:15	Rose, 1 pass from Strock (von Schamann kick)	7-39	24	10
Dolphins	2	15:00	Nathan, 25 run after lateral from Harris who caught 15 pass from Strock (von Schamann kick)	4-63	24	17
Dolphins	3	4:10	Rose, 15 pass from Strock (von Schamann kick)	8-74	24	24
Chargers	3	10:45	Winslow, 25 pass from Fouts (Benirschke kick)	6-60	31	24
Dolphins	3	13:32	Hardy, 50 pass from Strock (von Schamann kick)	6-83	31	31
Dolphins	4	0:07	Nathan, 12 run (von Schamann kick)	2-15	31	38
Chargers	4	14:02	Brooks, 9 pass from Fouts (Benirschke kick)	10-82	38	38
Chargers	OT	13:52	Benirschke 29 Field Goal	6-74	41	38

ATT. – 73,735

	San Diego	Miami
FIRST DOWNS	34	25
Rushing	10	3
Passing	21	21
Penalty	3	1
3rd-Down Efficiency	8 for 15	8 for 16
TOTAL NET YARDS	564	472
Total Net Plays	85	79
Average Gain	6.6	6.0
NET YARDS RUSHING	149	78
Rushes	29	28
Yards per Rush	5.1	2.8
NET YARDS PASSING	415	394
Completed - Attempted	33-54	31-48
Yards per Pass Play	7.4	7.7
Sacked - Yards Lost	2-18	3-29
Had Intercepted	1	2
PUNTS - AVERAGE	4-161-40.3	5-210-42.0
RETURN YARDAGE	199	140
Punts - Return Yards	2-64	1-12
Kickoffs - Return Yards	6-100	6-98
Interceptions - Return Yards	2-35	1-30
PENALTIES - YARDS	9-55	7-50
FUMBLES - LOST	3-3	2-1
TIME OF POSSESSION	37:25	36:27

INDIVIDUAL STATISTICS

RUSHING (Att-Yds-TD): San Diego: Muncie 24-120-1; Brooks 3-19; Fouts 2-10.

Miami: Nathan 14-48-1; Woodley 1-10; Hill 3-8; Vigorito 1-6; Franklin 9-6.

PASSING (A-C-Y-TD-I): San Diego: Fouts 53-33-433-3-1; Muncie 1-0-0-0-0.

Miami: Strock 43-29-403-4-1; Woodley 5-2-20-0-1.

RECEIVING (Rec-Yds-TD): San Diego: Winslow 13-166-1; Joiner 7-108; Chandler 6-106; Brooks 4-31-2; Muncie 2-5; Scales 1-17.

Miami: Nathan 9-114-1; Harris 6-106; Hardy 5-89-1; Rose 4-37-2; Cefalo 3-62; Vigorito 2-12; Hill 2-3.

INTERCEPTIONS (Int-Yds-TD): San Diego: Edwards 1-35; Buchanon 1-0.

Miami: L. Blackwood 1-8.

SACKS: San Diego: Johnson 2; Jones 1.

Miami: Bokamper 2.

1982 AFC PLAYOFF (first round)

DOLPHINS 28, PATRIOTS 13
January 8, 1983

Orange Bowl
Miami, Fla.

For the first time in nine years, the Miami Dolphins won a playoff game, defeating the New England Patriots 28-13. Dolphins QB David Woodley had one of his finest games, completing 16 of 19 passes for 246 yards and two TDs. He was a perfect 8-8 in the second half. The Dolphins had not experienced a playoff win since January 13, 1974, when they downed Minnesota in Super Bowl VIII. The Dolphins took command in the second quarter, putting together back-to-back TD drives of 76 and 79 yards that turned a 3-0 deficit into a 14-3 halftime advantage. The four Miami TDs came on a pair of two-yard passes from Woodley to tight end Bruce Hardy, a one-yard run by Andra Franklin and Woody Bennett's two-yard burst up the middle. Franklin finished with 112 yards on 26 carries, but lost the ball three times on fumbles. Two of those fumbles resulted in John Smith field goals of 23 and 42 yards for New England.

NEW ENGLAND	0	3	3	7	-	13
MIAMI	0	14	7	7	-	28

TEAM	QTR	TIME	PLAY DESCRIPTION	DRIVE INFO	NE	MI
Patriots	2	3:07	Smith 23 Field Goal	8/24	3	0
Dolphins	2	8:24	Hardy, 2 pass from Woodley (von Schamann kick)	9/76	3	7
Dolphins	2	12:52	Franklin, 1 run (von Schamann kick)	9/79	3	14
Patriots	3	7:56	Smith 42 Field Goal	8/38	6	14
Dolphins	3	13:59	Bennett, 2 run (von Schamann kick)	11/74	6	21
Dolphins	4	6:05	Hardy, 2 pass from Woodley (von Schamann kick)	8/62	6	28
Patriots	4	9:38	Hasselbeck, 22 pass from Grogan (Smith kick)	6/80	13	28

ATT. - 68,842

	New England	Miami
FIRST DOWNS	14	27
Rushing	6	12
Passing	8	14
Penalty	0	1
3rd-Down Efficiency	1 for 9	7 for 9
TOTAL NET YARDS	237	448
Total Net Plays	52	66
Average Gain	4.6	6.8
NET YARDS RUSHING	77	214
Rushes	18	45
Yards per Rush	4.3	4.8
NET YARDS PASSING	160	234
Completed - Attempted	16-30	16-19
Yards per Pass Play	4.7	11.1
Sacked - Yards Lost	4-29	2-12
Had Intercepted	2	0
PUNTS - AVERAGE	5-218-43.6	1-51-51.0
RETURN YARDAGE	54	138
Punts - Return Yards	0-0	4-40
Kickoffs - Return Yards	3-54	3-73
Interceptions - Return Yards	0-0	2-25
PENALTIES - YARDS	4-27	2-15
FUMBLES - LOST	1-1	3-3
TIME OF POSSESSION	24:09	35:51

INDIVIDUAL STATISTICS

RUSHING (Att-Yds-TD): New England: van Eeghen 9-40; Collins 7-35; Tatupu 1-4; Morgan 1-(-2).
Miami: Franklin 26-112-1; Nathan 12-71; Woodley 1-16; Bennett 5-10-1; Vigorito 1-5.

PASSING (A-C-Y-TD-I): New England: Grogan 30-16-189-1-2.

Miami: Woodley 19-16-246-2-0.

RECEIVING (Rec-Yds-TD): New England: Hasselbeck 7-87-1; Dawson 4-49; Collins 1-17; Toler 1-16; Brown 1-8; Johnson 1-7; van Eeghen 1-5.

Miami: Nathan 5-68; Hardy 3-23-2; Rose 2-47; Vigorito 2-40; Cefalo 2-27; Harris 1-36; Diana 1-5.

INTERCEPTIONS (Int-Yds-TD): New England: None.

Miami: McNeal 1-16; Small 1-0.

SACKS: New England: Owens 2.

Miami: Rhone 1, Bokamper 1; Baumhower 1; Duhe 1.

1982 AFC PLAYOFF (second round)

DOLPHINS 34, CHARGERS 13
January 16, 1983

Orange Bowl
Miami, Fla.

The Dolphins choked off the famed Chargers offense and won 34-13. The Dolphins defense stopped the San Diego offense, holding it to a total of 247 yards – 203 yards below its league-leading average – while holding the Chargers scoreless in the second half. Dolphins defenders intercepted QB Dan Fouts five times, sacked him three times and held the Chargers to 15 completions for 191 yards – their lowest output since a January, 1982, playoff game in the ice at Cincinnati. The Dolphins offense kept Fouts and Company on the sideline by utilizing ball control that produced 80 plays to San Diego's 54 and an overwhelming time of possession advantage; the Dolphins had the ball for 40:46 to the Chargers' 19:14. Dolphins QB David Woodley guided his team to a 214-yard ground attack while connecting on 17-22 passes for 195 yards and two TDs. Woodley opened the scoring with a three-yard pass to Nat Moore in the first quarter and made it 14-0 by directing Miami 89 yards on 13 plays. Chargers kickoff returner Hank Bauer fumbled a kickoff which was recovered by Uwe von Schamann at the Chargers 23-yard line. Seven plays later, Woodley hit tight end Ronnie Lee on a six-yard look-in pass for the score. On the next kickoff, Dolphins rookie Rich Diana recovered a fumble by the Chargers' James Brooks, but this time Miami had to settle for a 29-yard von Schamann field goal. The Chargers scored two late TDs, one on a 28-yard pass from Fouts to Charlie Joiner and the other on Chuck Muncie's one-yard dive that ended the San Diego scoring. Von Schamann added a second field goal shortly before the end of the first half and Woodley scored on a seven-yard QB draw early in the fourth quarter.

SAN DIEGO	0	13	0	0	-	13
MIAMI	7	20	0	7	-	34

TEAM	QTR	TIME	PLAY DESCRIPTION	DRIVE INFO	SD	MIA
Dolphins	1	6:52	Moore, 3 pass from Woodley (von Schamann kick)	5/26	0	7
Dolphins	2	1:28	Franklin, 3 run (von Schamann kick)	13/89	0	14
Dolphins	2	4:31	Lee, 6 pass from Woodley (von Schamann kick)	7/23	0	21
Dolphins	2	7:15	von Schamann 24 Field Goal	7/30	0	24

Chargers	2	11:14	Joiner, 28 pass from Fouts (kick failed)	3/28	6	24
Dolphins	2	13:55	von Schamann 23 Field Goal	7/70	6	27
Chargers	2	14:38	Muncie, 1 run (Benirschke kick)	5/76	13	27
Dolphins	4	0:42	Woodley, 7 run (von Schamann kick)	8/62	13	34

ATT. – 71,383

	San Diego	Miami
FIRST DOWNS	17	29
Rushing	5	15
Passing	9	11
Penalty	3	3
3rd-Down Efficiency	4 for 11	7 for 14
TOTAL NET YARDS	247	413
Total Net Plays	54	80
Average Gain	4.6	5.2
NET YARDS RUSHING	79	214
Rushes	17	56
Yards per Rush	4.6	3.8
NET YARDS PASSING	168	199
Completed - Attempted	15-34	18-23
Yards per Pass Play	4.5	8.3
Sacked - Yards Lost	3-23	1-16
Had Intercepted	5	1
PUNTS - AVERAGE	4-165-41.3	3-121-40.3
RETURN YARDAGE	127	98
Punts - Return Yards	3-16	2-4
Kickoffs - Return Yards	7-93	3-40
Interceptions - Return Yards	1-18	5-54
PENALTIES - YARDS	7-62	6-70
FUMBLES - LOST	3-2	2-1
TIME OF POSSESSION	19:14	40:46

INDIVIDUAL STATISTICS

RUSHING (Att-Yds-TD): San Diego: Muncie 11-62-1; Brooks 3-9; Capelletti 1-5; Fouts 2-3.

Miami: Franklin 23-96-1; Nathan 19-83; Woodley 3-14-1; Bennett 7-14; Orosz 1-11; Vigorito 1-2; Jensen 2-(-6).

PASSING (A-C-Y-TD-I): San Diego: Fouts 34-15-191-1-5.

Miami: Woodley 22-17-195-2-1; Nathan 1-1-20-0-0.

RECEIVING (Rec-Yds-TD): San Diego: Muncie 6-53; Chandler 2-38; Brooks 2-25; Sievers 2-21; Joiner 1-28-1; Winslow 1-18; Holohan 1-8.

Miami: Nathan 8-55; Hardy 3-45; Cefalo 2-69; Vigorito 2-22; Harris 1-15; Lee 1-6-1; Moore 1-3-1.

INTERCEPTIONS (No-Yds-TD): San Diego: Fox 1-18.

Miami: G. Blackwood 2-19; McNeal 1-20; Small 1-16; L. Blackwood 1-(-1).

SACKS: San Diego: Ferguson 1.

Miami: Duhe 2; Bokamper 1.

1982 AFC CHAMPIONSHIP

DOLPHINS 14, JETS 0
January 23, 1983

Orange Bowl
Miami, Fla.

For the third time in as many games in 1982, the Miami Dolphins defeated the New York Jets, this time on a rainy, mud-soaked Orange Bowl field. The Dolphins set an AFC Championship Game record by holding the Jets to 139 total yards. A.J. Duhe set an AFC playoff record with three interceptions, including one he returned for a 35-yard TD. The Dolphins set an NFL record by being the first team to have defeated the same team three times in a season – two times during the regular season and once in a playoff game. On nine occasions since the AFL-NFL merger, teams had met three times in a season – but no team had won all three games. Before a crowd of 67,396, the Dolphins' Woody Bennett rumbled seven yards up the middle to score the only points the Dolphins would need. That came in the third quarter after the teams had trudged through a scoreless first half on the soggy Prescription Athletic Turf.

N.Y. JETS	0	0	0	0	-	0
MIAMI	0	0	7	7	-	14

TEAM	QTR	TIME	PLAY DESCRIPTION	DRIVE INFO	NY	MIA
Dolphins	3	2:05	Bennett, 7 run (von Schamann kick)	7/48	0	7
Dolphins	4	2:08	Duhe, 35 interception return (von Schamann kick)		0	14

ATT. – 67,396

	N.Y. Jets	Miami
FIRST DOWNS	10	13
Rushing	2	7
Passing	6	5
Penalty	2	1
3rd-Down Efficiency	4 for 17	8 for 18
TOTAL NET YARDS	139	198
Total Net Plays	65	66
Average Gain	2.1	3.0
NET YARDS RUSHING	62	138
Rushes	24	41
Yards per Rush	2.6	3.4
NET YARDS PASSING	77	60
Completed - Attempted	15-37	9-21
Yards per Pass Play	1.9	2.4
Sacked - Yards Lost	4-26	4-27
Had Intercepted	5	3
PUNTS - AVERAGE	10-357-35.7	10-333-33.3
RETURN YARDAGE	97	88
Punts - Return Yards	6-65	3-20
Kickoffs - Return Yards	1-31	1-20
Interceptions - Return Yards	3-1	5-48
PENALTIES - YARDS	6-42	3-15
FUMBLES - LOST	1-0	3-1
TIME OF POSSESSION	26:09	33:51

INDIVIDUAL STATISTICS

RUSHING (Att-Yds-TD): N.Y. Jets: McNeil 17-46; Todd 4-10; Augustyniak 2-5; Dierking 1-1.

Miami: Woodley 8-46; Franklin 13-44; Nathan 7-24; Bennett 13-24-1.

PASSING (A-C-Y-TD-I): N.Y. Jets: Todd 37-15-103-0-5.

Miami: Woodley 21-9-87-0-3.

RECEIVING (Rec-Yds-TD): N.Y. Jets: Harper 4-14; Jones 3-35; Barkum 2-20; Augustyniak 2-12;

McNeil 1-9; Gaffney 1-7; Dierking 1-6; Walker 1-0.

Miami: Vigorito 3-29; Harris 2-28; Nathan 2-4; Rose 1-20; Lee 1-6.

INTERCEPTIONS (No-Yds-TD): N.Y. Jets: Schroy 2-1; Buttle 1-0.

Miami: Duhe 3-36-1; Small 1-8; G. Blackwood 1-4.

SACKS: N.Y. Jets: Gastineau 2, Lyons 1, Neil 1.

Miami: Bokamper 2, Brudzinski 1, Baumhower 1.

SUPER BOWL XVII

REDSKINS 27, DOLPHINS 17
January 30, 1983

Rose Bowl
Pasadena, Calif.

The Washington Redskins, behind the power running of John Riggins, came from behind to win Super Bowl XVII in the famed Rose Bowl, beating Miami 27-17. Before the second-largest crowd for a Super Bowl – 103,667 fans – the Redskins took the lead for the first time with a little more than 10 minutes left on the clock. The game was marked by a Super Bowl record performance by Fulton Walker, who returned four kickoffs 190 yards, including a 98-yard TD that gave Miami a 17-10 halftime lead. It was the first kickoff returned for a TD in Super Bowl history and the longest kickoff return in playoff history. Riggins ran up 166 yards on 38 carries, both Super Bowl records. On a short-yardage play – fourth-and-one from the Redskin 43 with 10:01 to play – Riggins broke a tackle and scored on a 43-yard run. Riggins accounted for 181 total yards, five more yards than the entire Miami offense could manage in the game. In the first quarter, Miami jumped to a quick lead with a 76-yard David Woodley to Jimmy Cefalo pass for a TD.

MIAMI	7	10	0	0	-	17
WASHINGTON	0	10	3	14	-	27

TEAM	QTR	TIME	PLAY DESCRIPTION	DRIVE INFO	MIA	WAS
Dolphins	1	6:49	Cefalo, 76 pass from Woodley (von Schamann kick)	2/80	7	0
Redskins	2	0:21	Moseley 31 Field Goal	9/32	7	3
Dolphins	2	9:00	von Schamann 20 Field Goal	14/50	10	3
Redskins	2	13:09	Garrett, 4 pass from Theismann (Moseley kick)	11/80	10	10
Dolphins	2	13:22	Walker, 98 kickoff return (von Schamann kick)		17	10
Redskins	3	6:51	Moseley 20 Field Goal	7/61	17	13
Redskins	4	4:59	Riggins, 43 run (Moseley kick)	4/52	17	20
Redskins	4	13:05	Brown, 6 pass from Theismann (Moseley kick)	12/41	17	27

ATT. – 103,667

	Miami	Washington
FIRST DOWNS	9	24
Rushing	7	14
Passing	2	9
Penalty	0	1
3rd-Down Efficiency	3 for 11	11 for 18
4th-Down Efficiency	0 for 1	1 for 1
TOTAL NET YARDS	176	400
Total Net Plays	47	78
Average Gain	3.7	5.1
NET YARDS RUSHING	96	276
Rushes	29	52
Yards per Rush	3.3	5.3
NET YARDS PASSING	80	124
Completed - Attempted	4-17	15-23
Yards per Pass Play	4.4	4.8
Sacked - Yards Lost	1-17	3-19
Had Intercepted	1	2
PUNTS - AVERAGE	6-227-37.8	4-168-42.0
RETURN YARDAGE	244	109
Punts - Return Yards	2-22	6-52
Kickoffs - Return Yards	6-222	3-57
Interceptions - Return Yards	2-0	1-0
PENALTIES - YARDS	4-55	5-36
FUMBLES - LOST	2-1	0-0
RED-ZONE EFFICIENCY	0 for 1	2 for 5
GOAL-TO-GO EFFICIENCY	0 for 1	1 for 2
TIME OF POSSESSION	23:47	36:13

INDIVIDUAL STATISTICS

RUSHING (Att-Yds-TD): Miami: Franklin 16-49; Nathan 7-26; Woodley 4-16; Vigorito 1-4; Harris 1-1.

Washington: Riggins 38-166-1; Garrett 1-44; Harmon 9-40; Theismann 3-20; Walker 1-6.

PASSING (A-C-Y-TD-I): Miami: Woodley 14-4-97-1-1; Strock 3-0-0-0-0.

Washington: Theismann 23-15-143-2-2.

RECEIVING (Rec-Yds-TD): Miami: Cefalo 2-82-1; Harris 2-15.

Washington: Brown 6-60-1; Warren 5-28; Garrett 2-13-1; Walker 1-27; Riggins 1-15.

INTERCEPTIONS (No-Yds-TD): Miami: Duhe 1-0; L. Blackwood 1-0.

Washington: Murphy 1-0.

SACKS: Miami: Baumhower 1; Gordon 1; Rhone 1.

Washington: Manley 1.

1983 AFC PLAYOFF

SEAHAWKS 27, DOLPHINS 20
December 31, 1983

Orange Bowl
Miami, Fla.

The Miami Dolphins saw their season end on a sour note as they lost a 27-20 decision to the Seattle Seahawks in the first round of the AFC playoffs. Before 71,032 fans in the Orange Bowl, Dolphins rookie quarterback Dan Marino returned from his December 4 knee injury. On their second possession, the Dolphins launched a 12-play, 80-yard drive ending with a 19-yard TD pass from Marino to tight end Dan Johnson (PAT missed). A 59-yard return by Zachary Dixon on the ensuing kickoff led to a six-yard scoring toss from Seattle's Dave Krieg to Cullen Bryant with the extra point, giving the Seahawks a one point lead. Miami immediately retaliated, using a 17-yard Marino to Mark Duper hook-up to pave the way for a 32-yard circus catch by Duper for the touchdown. Early in the third quarter, a David Overstreet fumble in Seattle territory set the Seahawks up for a 55-yard TD march featuring a 28-yard completion from Krieg to Paul Johns, and culminating in a one-yard run by Curt Warner. Norm Johnson's 27-yard field goal early in the fourth quarter gave Seattle a 17-13 lead. The Dolphins managed to regain the lead at 20-17 following a Gerald Small interception (18-yard return) and Woody Bennett's two-yard run with only 3:43 remaining. However, the lead was shortlived as the Seahawks came right back to score on Warner's short run following a pair of Krieg to Steve Largent completions for a total of 56 yards. Miami's Fulton Walker then fumbled the Seattle kickoff, thus leading to a 37-yard Johnson field goal. Another Walker kickoff fumble iced the game for the Seahawks, who were participating in the playoffs for the first time in their eight-year history.

SEATTLE	0	7	7	13	-	27
MIAMI	0	13	0	7	-	20

TEAM	QTR	TIME	PLAY DESCRIPTION	DRIVE INFO	SEA	MIA
Dolphins	2	2:23	Johnson, 19 pass from Marino (kick failed)	12/80	0	6
Seahawks	2	5:41	C. Bryant, 6 pass from Krieg (N. Johnson kick)	6/38	7	6

Dolphins	2	9:17	Duper, 32 pass from Marino (von Schamann kick)	7/77	7	13
Seahawks	3	8:34	Warner, 1 run (N. Johnson kick)	8/55	14	13
Seahawks	4	4:18	N. Johnson 27 Field Goal	9/40	17	13
Dolphins	4	11:17	Bennett, 2 run (von Schamann kick)	3/16	17	20
Seahawks	4	13:12	Warner, 2 run (N. Johnson kick)	5/66	24	20
Seahawks	4	13:45	N. Johnson 37 Field Goal	4/8	27	20

ATT. – 71,032

	Seattle	Miami
FIRST DOWNS	21	21
Rushing	12	9
Passing	9	11
Penalty	0	1
3rd-Down Efficiency	8 for 17	6 for 10
4th-Down Efficiency	1 for 1	0 for 0
TOTAL NET YARDS	334	321
Total Net Plays	72	56
Average Gain	4.6	5.7
NET YARDS RUSHING	151	128
Rushes	42	30
Yards per Rush	3.6	4.3
NET YARDS PASSING	183	193
Completed - Attempted	15-29	15-26
Yards per Pass Play	6.1	7.4
Sacked - Yards Lost	1-9	0-0
Had Intercepted	1	2
PUNTS - AVERAGE	4-152-38.0	4-142-35.5
RETURN YARDAGE	130	154
Punts - Return Yards	0-0	2-32
Kickoffs - Return Yards	4-130	6-104
Interceptions - Return Yards	2-0	1-18
PENALTIES - YARDS	2-15	5-30
FUMBLES - LOST	0-0	3-3
TIME OF POSSESSION	34:58	25:02

INDIVIDUAL STATISTICS

RUSHING (Att-Yds-TD): Seattle: Warner 29-113-2; C. Bryant 5-22; Hughes 4-21; Krieg 4-(-5).

Miami: Overstreet 9-50; Bennett 7-31-1; Franklin 6-28; Nathan 8-19.

PASSING (A-C-Y-TD-I): Seattle: Krieg 28-15-192-1-1; Zorn 1-0-0-0-0.

Miami: Marino 25-15-193-2-2; Clayton 1-0-0-0-0.

RECEIVING (Rec-Yds-TD): Seattle: Warner 5-38; Johns 4-60; Largent 2-56; Doornink 2-26; C. Bryant 2-12-1.

Miami: Duper 9-117-1; Johnson 2-29-1; Moore 2-26; Rose 1-15; Nathan 1-6.

INTERCEPTIONS (No-Yds-TD): Seattle: Harris 1-0; Justin 1-0.

Miami: Small 1-18.

SACKS: Seattle: None.

Miami: Baumhower 1.

1984 AFC PLAYOFF

DOLPHINS 31, SEAHAWKS 10 **December 29, 1984**

Orange Bowl
Miami, Fla.

The Miami Dolphins, led by quarterback Dan Marino's three touchdown passes and a defense that shut out the opposition in three of four quarters, defeated the Seattle Seahawks 31-10 before 73,469 fans in the Orange Bowl. The Dolphins moved in front on their second possession and stayed there. Running back Tony Nathan keyed the 68-yard drive by gaining 38 yards on four carries, including the touchdown on a 14-yard run. A 26-yard Marino to Mark Clayton completion was the long play of the scoring march. A 32-yard interception return by Seattle's John Harris and a 25-yard pass from Dave Krieg to Steve Largent paved the way for Norm Johnson's 27-yard field goal that cut Miami's lead to 7-3. The Dolphins, however, came right back to score on their next series as a 20-yard reception by Woody Bennett preceded Marino's 34-yard scoring hook-up with Jimmy Cefalo. The Seahawks made it 14-10 at halftime when Largent scored on a 56-yard catch-and-run play. After Miami's defense had stopped Seattle on the Dolphins 24-yard line to open the second half, the Dolphins embarked on a 13-play, 76-yard TD drive that included a Bruce Hardy touchdown catch from three yards out. After the 'Seahawks' Jeff West managed just a seven-yard punt, Clayton made an acrobatic catch on a tipped ball in the end zone for a 33-yard TD. Miami closed out the scoring on Uwe von Schamann's 37-yard field goal in a drive that featured a 32-yard Marino to Hardy pass.

SEATTLE	0	10	0	0	-	10
MIAMI	7	7	14	3	-	31

TEAM	QTR	TIME	PLAY DESCRIPTION	DRIVE INFO	SEA	MIA
Dolphins	1	10:51	Nathan, 14 run (von Schamann kick)	8/68	0	7
Seahawks	2	11:24	Johnson 27 Field Goal	7/29	3	7
Dolphins	2	14:07	Cefalo, 34 pass from Marino (von Schamann kick)	4/60	3	14
Seahawks	2	11:37	Largent, 56 pass from Krieg (Johnson kick)	4/70	10	14
Dolphins	3	10:35	Hardy, 3 pass from Marino (von Schamann kick)	13/76	10	21
Dolphins	3	12:35	Clayton, 33 pass from Marino (von Schamann kick)	2/33	10	28
Dolphins	4	13:32	von Schamann 37 Field Goal	8/69	10	31

ATT. - 73,469

	Seattle	Miami
FIRST DOWNS	8	22
Rushing	2	8
Passing	6	12
Penalty	0	2
3rd-Down Efficiency	5 for 15	4 for 13
4th-Down Efficiency	0 for 1	1 for 1
TOTAL NET YARDS	267	405
Total Net Plays	55	70
Average Gain	4.9	5.8
NET YARDS RUSHING	51	143
Rushes	18	36
Yards per Rush	2.8	4.0
NET YARDS PASSING	216	262
Completed - Attempted	20-35	21-34
Yards per Pass Play	5.8	7.7
Sacked - Yards Lost	2-18	0-0
Had Intercepted	0	2
PUNTS - AVERAGE	7-259-37.0	3-111-37.0
RETURN YARDAGE	127	81
Punts - Return Yards	1-5	3-30
Kickoffs - Return Yards	4-77	3-51
Interceptions - Return Yards	2-45	0-0
PENALTIES - YARDS	4-20	1-5
FUMBLES - LOST	1-1	0-0
TIME OF POSSESSION	24:12	35:48

INDIVIDUAL STATISTICS

RUSHING (Att-Yds-TD): Seattle: Doornink 10-35; Hughes 7-14; Krieg 1-2

Miami: Nathan 18-76-1; Bennett 11-41; P. Johnson 6-22; Carter 1-4.

PASSING (A-C-Y-TD-I): Seattle: Krieg 35-20-234-1-0.

Miami: Marino 34-21-262-3-2.

RECEIVING (Rec-Yds-TD): Seattle: Largent 6-128-1; Doornink 6-23; Turner 3-38; Skansi 2-31; Hughes 1-8; C. Young 1-5; Krieg 1-1.

Miami: Clayton 5-75-1; Nathan 4-20; Hardy 3-48-1; Duper 3-32; Cefalo 2-43-1; Moore 2-11; Bennett 1-20; Rose 1-13.

INTERCEPTIONS (No-Yds-TD): Seattle: Harris 2-45.

Miami: None.

SACKS: Seattle: None.

Miami: Betters 1; Brudzinski 1.

1984 AFC CHAMPIONSHIP

DOLPHINS 45, STEELERS 28

January 6, 1985

Orange Bowl

Miami, Fla.

The Miami Dolphins, led by Dan Marino's 421 yards passing (four touchdowns) and Mark Duper's 148 yards receiving, advanced to Super Bowl XIX by defeating the Pittsburgh Steelers, 45-28, in the AFC Championship Game before 76,029 fans in the Orange Bowl. The Dolphins scored on their first offensive series as they moved 67 yards in four plays following a William Judson interception, with the TD coming on a 40-yard pass from Marino to Mark Clayton. Pittsburgh's first score came on Rich Erenberg's seven-yard run that had been set up by Walter Abercrombie's 38 yards gained in the 66-yard march. A 26-yard Uwe von Schamann field goal preceded a 65-yard toss from the Steelers' Mark Malone to John Stallworth that gave Pittsburgh a 14-10 lead. The Dolphins then scored two TDs in the final 2:52 of the first half, the first score coming on a 41-yard reception by Duper. After Lyle Blackwood's interception, Marino hit TE Joe Rose for a 28-yard gain before Tony Nathan gave the Dolphins a 24-14 lead on a two-yard run. Miami then scored on its first three

second-half possessions, leading off with Marino's 36-yard scoring strike to Duper. The Steelers closed the gap to 31-21 on Malone's 19-yarder to Stallworth (33-yarder to Louis Lipps in drive). Completions to Duper (41 yards), Nathan (20 yards) and Nat Moore (28 yards) then led to a one-yard TD dive by Woody Bennett. Moore then caught a six-yard touchdown pass before Wayne Capers closed out the scoring with a 29-yard TD reception.

PITTSBURGH	7	7	7	7	-	28
MIAMI	7	17	14	7	-	45

TEAM	QTR	TIME	PLAY DESCRIPTION	DRIVE INFO	PIT	MIA
Dolphins	1	7:15	Clayton 40 pass from Marino (von Schamann kick)	4/67	0	7
Steelers	1	11:30	Erenberg, 7 run (Anderson kick)	7/66	7	7
Dolphins	2	5:56	von Schamann 26 Field Goal	8/55	7	10
Steelers	2	12:08	Stallworth, 65 pass from Malone (Anderson kick)	3/71	14	10
Dolphins	2	13:30	Duper, 41 pass from Marino (von Schamann kick)	5/77	14	17
Dolphins	2	14:24	Nathan, 2 run (von Schamann kick)	5/35	14	24
Dolphins	3	1:48	Duper, 36 pass from Marino (von Schamann kick)	4/78	14	31
Steelers	3	7:05	Stallworth, 19 pass from Malone (Anderson kick)	9/72	21	31
Dolphins	3	13:20	Bennett, 1 run (von Schamann kick)	10/80	21	38
Dolphins	4	3:55	Moore, 6 pass from Marino (von Schamann kick)	9/66	21	45
Steelers	4	14:35	Capers, 29 pass from Malone (Anderson kick)	5/84	28	45

ATT. - 76,029

	Pittsburgh	Miami
FIRST DOWNS	22	28
Rushing	8	10
Passing	14	18
Penalty	0	0
3rd-Down Efficiency	6 for 11	4 for 11
4th-Down Efficiency	0 for 1	0 for 1
TOTAL NET YARDS	455	569
Total Net Yards	68	71
Average Gain	6.7	8.0
NET YARDS RUSHING	143	134
Rushes	32	38
Yards per Rush	4.5	3.5
NET YARDS PASSING	312	435
Completed - Attempted	20-36	22-33
Yards per Pass Play	8.7	13.2
Sacked - Yards Lost	0-0	0-0
Had Intercepted	3	1
PUNTS - AVERAGE	3-131-43.7	2-85-42.5
RETURN YARDAGE	131	116
Punts - Return Yards	1-7	3-12
Kickoffs - Return Yards	5-106	3-62
Interceptions - Return Yards	1-18	3-42
PENALTIES - YARDS	3-30	3-25
FUMBLES - LOST	2-1	1-1
TIME OF POSSESSION	27:27	32:33

INDIVIDUAL STATISTICS

RUSHING (Att-Yds-TD): Pittsburgh: Abercrombie 15-68; Pollard 11-48; Erenberg 6-27-1.

Miami: Nathan 19-64-1; P. Johnson 10-39; Bennett 8-33-1; Strock 1-(-2).

PASSING (A-C-Y-TD-I): Pittsburgh: Malone 36-20-312-3-3.

Miami: Marino 32-21-421-4-1; Nathan 1-1-14-0-0.

RECEIVING (Rec-Yds-TD): Pittsburgh: Erenberg 5-59; Stallworth 4-111-2; Lipps 3-45; Sweeney 3-42; Pollard 3-13; Capers 1-29-1; Abercrombie 1-13.

Miami: Nathan 8-114; Duper 5-148-2; Clayton 4-95-1; Moore 2-34-1; Hardy 2-16; Rose 1-28.

INTERCEPTIONS (No-Yds-TD): Pittsburgh: Shell 1-18.

Miami: Judson 1-34; G. Blackwood 1-4; L. Blackwood 1-4.

SACKS: Pittsburgh: None.

Miami: None.

SUPER BOWL XIX

49ERS 38, DOLPHINS 16
January 20, 1985

Stanford Stadium
Palo Alto, Calif.

The Miami Dolphins, unable to score in the game's final two quarters, dropped a 38-16 decision to the San Francisco 49ers in Super Bowl XIX before 84,059 fans in Stanford Stadium. The Dolphins were outgained in the contest by a 537-314 margin with the 49ers maintaining possession for 37:11.

Miami opened the scoring on its first possession as Uwe von Schamann converted a 37-yard field goal (key play – Dan Marino’s 25-yard completion to Tony Nathan). San Francisco jumped ahead 7-3 when QB Joe Montana led the Niners on an eight-play, 78-yard drive that culminated in a 33-yard TD toss to Carl Monroe. The Dolphins scored their only touchdown of the game on their next series as two Marino completions to Mark Clayton (18, 13 yards) and a 21-yarder to Dan Johnson paved the way for Johnson’s two-yard scoring catch. Touchdown runs of eight and two yards by Roger Craig and Montana’s six-yard scamper gave San Francisco a 28-10 lead. Von Schamann then connected on field goals of 31 and 30 yards in the final 12 seconds of the first half to close the Dolphins’ deficit to 28-16. The 49ers upped their lead on their initial second-half possession on Ray Wersching’s 27-yard field goal, before closing out the scoring on Craig’s 16-yard scoring reception (key play – 40-yard Montana to Wendell Tyler pass play).

MIAMI	10	6	0	0	–	16
SAN FRANCISCO	7	21	10	0	–	38

TEAM	QTR	TIME	PLAY DESCRIPTION	DRIVE INFO	MIA	SF
Dolphins	1	7:36	von Schamann 37 Field Goal	7/45	3	0
49ers	1	11:48	Monroe, 33 pass from Montana (Wersching kick)	8/78	3	7
Dolphins	1	14:15	Johnson, 2 pass from Marino (von Schamann kick)	6/70	10	7
49ers	2	3:26	Craig, 8 pass from Montana (Wersching kick)	4/47	10	14
49ers	2	8:02	Montana, 6 run (Wersching kick)	6/55	10	21
49ers	2	12:55	Craig, 2 run (Wersching kick)	9/52	10	28
Dolphins	2	14:48	von Schamann 31 Field Goal	12/72	13	28
Dolphins	2	15:00	von Schamann 30 Field Goal	1/0	16	28
49ers	3	4:48	Wersching 27 Field Goal	10/43	16	31
49ers	3	8:42	Craig, 16 pass from Montana (Wersching kick)	5/70	16	38

ATT. – 84,059

	Miami	San Francisco
FIRST DOWNS	19	31
Rushing	2	16
Passing	17	15
Penalty	0	0
3rd-Down Efficiency	4 for 12	6 for 11
4th-Down Efficiency	0 for 0	0 for 1
TOTAL NET YARDS	314	537
Total Net Plays	63	76
Average Gain	5.0	7.1
NET YARDS RUSHING	25	211
Rushes	9	40
Yards per Rush	2.8	5.3
NET YARDS PASSING	289	326
Completed - Attempted	29-50	24-35
Yards per Pass Play	5.4	9.1
Sacked - Yards Lost	4-29	1-5
Had Intercepted	2	0
PUNTS - AVERAGE	6-236-39.3	3-98-32.7
RETURN YARDAGE	155	91
Punts - Return Yards	2-15	5-51
Kickoffs - Return Yards	7-140	4-40
Interceptions - Return Yards	0-0	2-0
PENALTIES - YARDS	1-10	2-10
FUMBLES - LOST	1-0	2-2
RED-ZONE EFFICIENCY	1 for 4	4 for 6
GOAL-TO-GO EFFICIENCY	1 for 1	1 for 1
TIME OF POSSESSION	23:00	37:00

INDIVIDUAL STATISTICS

RUSHING (Att-Yds-TD): Miami: Nathan 5-18; Bennett 3-7; Marino 1-0.

San Francisco: Tyler 13-65; Montana 5-59-1; Craig 15-58-1; Harmon 5-20; Solomon 1-5; Cooper 1-4.

PASSING (A-C-Y-TD-I): Miami: Marino 50-29-318-1-2.

San Francisco: Montana 35-24-331-3-0.

RECEIVING (Rec-Yds-TD): Miami: Nathan 10-83; Clayton 6-92; Rose 6-73; Johnson 3-28-1; Moore 2-17; Cefalo 1-14; Duper 1-11.

San Francisco: Craig 7-77-2; Clark 6-77; Francis 5-60; Tyler 4-70; Monroe 1-33-1; Solomon 1-14.

INTERCEPTIONS (No-Yds-TD): Miami: None.

San Francisco: Wright 1-0; Williamson 1-0.

SACKS: Miami: Betters 1.

San Francisco: Board 2; Johnson 1; Tuiasosopo 1.

1985 AFC PLAYOFF

DOLPHINS 24, BROWNS 21
January 4, 1986

Orange Bowl
Miami, Fla.

Most people had not given them much of a chance to win, but the 8-8 Cleveland Browns nearly upset the 12-4 Dolphins in the Orange Bowl. It would take two Ron Davenport touchdowns in the final 17 minutes to send Miami to a 24-21 victory and the AFC Championship Game against New England the following week. Fuad Reveiz put the Dolphins on the board early with a 51-yard field goal on Miami's first drive of the game. But Cleveland came back to score 21 unanswered points, and held a 21-3 advantage midway through the third quarter. Cleveland rookie quarterback Bernie Kosar hit Ozzie Newsome with a 16-yard touchdown pass for the Browns first points of the day. Earnest Byner ran in from 21 yards out just before the half, and then he broke a 66-yard touchdown jaunt 3:38 into the second half. Just like that, the improbable began to look possible. Dan Marino connected with Nat Moore for a six-yard touchdown pass just over six minutes later and Miami had closed the margin to 21-10. Then it was time for Davenport to show his stuff. First, he hit the hole for a 31-yard touchdown run late in the third period and then he closed the scoring and put Miami up for good, going over from one yard out with just 1:57 remaining in the game.

CLEVELAND	7	7	7	0	-	21
MIAMI	3	0	14	7	-	24

TEAM	QTR	TIME	PLAY DESCRIPTION	DRIVE INFO	CLE	MIA
Dolphins	1	4:26	Reveiz 51 Field Goal	5/25	0	3
Browns	1	13:36	Newsome, 16 pass from Kosar (Bahr kick)	10/82	7	3
Browns	2	14:02	Byner, 21 run (Bahr kick)	8/55	14	3
Browns	3	3:38	Byner, 66 run (Bahr kick)	4/80	21	3
Dolphins	3	9:47	N. Moore, 6 pass from Marino (Reveiz kick)	13/74	21	10
Dolphins	3	13:19	Davenport, 31 run (Reveiz kick)	5/48	21	17
Dolphins	4	13:03	Davenport, 1 run (Reveiz kick)	9/73	21	24

ATT. - 75,128

	Cleveland	Miami
FIRST DOWNS	17	20
Rushing	11	6
Passing	5	13
Penalty	1	1
3rd-Down Efficiency	6 for 14	4 for 11
4th-Down Efficiency	1 for 1	0 for 0
TOTAL NET YARDS	313	330
Total Net Plays	57	64
Average Gain	5.5	5.2
NET YARDS RUSHING	251	92
Rushes	37	19
Yards per Rush	6.8	4.8
NET YARDS PASSING	62	238
Completed - Attempted	10-19	25-45
Yards per Pass Play	3.1	5.3
Sacked - Yards Lost	1-4	0-0
Had Intercepted	1	1
PUNTS - AVERAGE	6-223-37.2	5-208-41.6
RETURN YARDAGE	121	114
Punts - Return Yards	1-1	4-23
Kickoffs - Return Yards	3-75	4-89
Interceptions - Return Yards	1-45	1-2
PENALTIES - YARDS	6-49	2-20
FUMBLES - LOST	1-0	1-0
TIME OF POSSESSION	29:17	30:43

INDIVIDUAL STATISTICS

RUSHING (Att-Yds-TD): Cleveland: Byner 16-161-2; Mack 13-56; Dickey 6-28; Kosar 2-6.

Miami: Davenport 6-48-2; Nathan 7-21; Bennett 4-17; Carter 2-6.

PASSING (A-C-Y-TD-I): Cleveland: Kosar 19-10-66-1-1.

Miami: Marino 45-25-238-1-1.

RECEIVING (Rec-Yds-TD): Cleveland: Byner 4-25; Newsome 2-22-1; Holt 2-2; Cl. Weathers 1-12; Fontenot 1-5.

Miami: Nathan 10-101; Hardy 5-51; N. Moore 4-29-1; Johnson 2-17; Rose 1-17; Clayton 1-15;

Bennett 1-6; Carter 1-2.

INTERCEPTIONS (No-Yds-TD): Cleveland: Rogers 1-45.

Miami: Lankford 1-2.

SACKS: Cleveland: None.

Miami: Moore 1.

1985 AFC CHAMPIONSHIP

Patriots 31, Dolphins 14
January 12, 1986

Orange Bowl
Miami, Fla.

The New England Patriots garnered a bid to their first Super Bowl by snapping an 18-game losing streak to the Dolphins in Miami with a 31-14 triumph, in what would be the final NFL postseason game at the Orange Bowl. The Patriots' only previous victory in Miami came in the first meeting between the two teams in 1966. New England backs Craig James (22-105) and Robert Weathers (16-87) combined for 192 yards rushing and quarterback Tony Eason was on target with a 10-12 performance for 71 yards as the Pats set up a Super Bowl date with the Chicago Bears. After New England got on the board first with a Tony Franklin 23-yard field goal, the Dolphins stormed back for their only lead of the afternoon when Dan Marino passed 10 yards to Dan Johnson early in the second quarter. Eason brought New England right back with three touchdown tosses, and the Pats led 24-7 after three quarters. Miami's last score of the day came early in the fourth quarter when Tony Nathan grabbed a 10-yard TD pass from Marino. New England fullback Mosi Tatupu ended the game's scoring with a one-yard TD jaunt midway through the fourth quarter.

NEW ENGLAND	3	14	7	7	-	31
MIAMI	0	7	0	7	-	14

TEAM	QTR	TIME	PLAY DESCRIPTION	DRIVE INFO	NE	MIAMI
Patriots	1	6:40	Franklin 23 Field Goal	6/14	3	0
Dolphins	2	0:21	Johnson, 10 pass from Marino (Reveiz kick)	11/80	3	7
Patriots	2	4:50	Collins, 4 pass from Eason (Franklin kick)	8/66	10	7
Patriots	2	9:35	D. Ramsey, 1 pass from Eason (Franklin kick)	7/36	17	7
Patriots	3	3:02	Weathers, 2 pass from Eason (Franklin kick)	6/25	24	7
Dolphins	4	0:32	Nathan, 10 pass from Marino (Reveiz kick)	1/10	24	14
Patriots	4	7:26	Tatupu, 1 run (Franklin kick)	9/45	31	14

ATT. - 74,978

	New England	Miami
FIRST DOWNS	21	18
Rushing	15	3
Passing	6	15
Penalty	0	0
3rd-Down Efficiency	7 for 16	3 for 10
4th-Down Efficiency	2 for 2	0 for 2
TOTAL NET YARDS	326	302
Total Net Plays	71	62
Average Gain	4.6	4.9
NET YARDS RUSHING	255	68
Rushes	59	13
Yards per Rush	4.3	5.2
NET YARDS PASSING	71	234
Completed - Attempted	10-12	20-48
Yards per Pass Play	5.9	4.8
Sacked - Yards Lost	0-0	1-14
Had Intercepted	0	2
PUNTS - AVERAGE	5-201-40.2	4-165-41.3
RETURN YARDAGE	90	99
Punts - Return Yards	2-2	1-8
Kickoffs - Return Yards	3-67	6-91
Interceptions - Return Yards	2-21	0-0
PENALTIES - YARDS	2-15	4-35
FUMBLES - LOST	2-2	5-4
TIME OF POSSESSION	39:51	20:09

INDIVIDUAL STATISTICS

RUSHING (Att-Yds-TD): New England: C. James 22-105; Weathers 16-87; Collins 12-61; Tatupu 6-9-1; Eason 3-(-7).

Miami: Carter 6-56; Davenport 3-6; Nathan 2-4; Bennett 1-2; Marino 1-0.

PASSING (A-C-Y-TD-I): New England: Eason: 12-10-71-3-0.

Miami: Marino 48-20-248-2-2.

RECEIVING (Rec-Yds-TD): New England: D. Ramsey 3-18-1; Collins 3-15-1; Morgan 2-30; Tatupu 1-6; Weathers 1-2-1.

Miami: Nathan 5-57-1; Hardy 3-52; Duper 3-45; Clayton 3-41; Davenport 3-23; Johnson 1-10-1; N. Moore 1-10; Rose 1-10.

INTERCEPTIONS (No-Yds-TD): New England: Marion 1-21; Clayborn 1-0.

Miami: None.

SACKS: New England: Veris 1.

Miami: None.

1990 AFC FIRST ROUND PLAYOFF

DOLPHINS 17, CHIEFS 16
January 5, 1991

Joe Robbie Stadium
Miami, Fla.

Dan Marino threw two fourth quarter touchdown passes to lead the Dolphins to a dramatic come-from-behind 17-16 playoff win over the Kansas City Chiefs before a crowd of 67,276 at Joe Robbie Stadium. In the final period, Marino hit on all eight of his pass attempts for 101 yards and two touchdowns. Including the third quarter, Marino hit on his last ten pass attempts to lead the Dolphins back from a 13-3 deficit to a 17-16 win. The Chiefs opened the scoring in the first quarter when Charles Washington blocked a Reggie Roby punt and returned the ball to Miami's 37-yard line. However, Miami's defense stiffened and held the Chiefs to a 27-yard field goal by Nick Lowery. Miami kicker Pete Stoyanovich tied the score at 3-3 in the second period by booting an NFL playoff record 58-yard field goal. Stoyanovich's kick broke the previous record of 54 yards by Detroit's Eddie Murray on Dec. 24, 1983, against San Francisco and it was the second-longest kick of Stoyanovich's career. The Chiefs took a 10-3 halftime lead by scoring on a 26-yard touchdown strike from Steve DeBerg to Stephone Paige. The Chiefs extended their lead to 16-3 on a pair of third quarter field goals by Lowery from 25 and 38 yards. In the fourth quarter, the Dolphins closed the score to 16-10 as Marino hit fullback Tony Paige with a one-yard touchdown pass. The key play in the drive was a two-yard run by Sammie Smith on a fourth-and-two from Kansas City's 45-yard line. The Dolphins forced the Chiefs to punt on their next possession and received the ball on their own 15-yard line with 10:39 left in the game. The Dolphins converted three third downs and drove to the Chiefs' 12-yard line with 3:28 left in the contest before Marino hit Mark Clayton with a 12-yard touchdown pass to give Miami a 17-16 lead. However, the Chiefs had a chance to win the game as they drove from their own 22-yard line to the Dolphin 34 before Lowery's 52-yard field goal attempt was just short.

KANSAS CITY	3	7	6	0	-	16
MIAMI	0	3	0	14	-	17

TEAM	QTR	TIME	PLAY DESCRIPTION	DRIVE INFO	KC	MIA
Chiefs	1	9:56	Lowery 27 Field Goal	9/28	3	0
Dolphins	2	0:05	Stoyanovich 58 Field Goal	9/40	3	3
Chiefs	2	13:06	Paige, 26 pass from DeBerg (Lowery kick)	4/61	10	3
Chiefs	3	10:14	Lowery 25 Field Goal	11/63	13	3
Chiefs	3	12:10	Lowery 38 Field Goal	4/8	16	3
Dolphins	4	2:42	Paige, 1 pass from Marino (Stoyanovich kick)	10/66	16	10
Dolphins	4	11:32	Clayton, 12 pass from Marino (Stoyanovich kick)	11/85	16	17

ATT. - 67,276

	Kansas City	Miami
FIRST DOWNS	16	23
Rushing	4	7
Passing	11	14
Penalty	1	2
3rd-Down Efficiency	1 for 11	6 for 12
4th-Down Efficiency	1 for 2	1 for 1
TOTAL NET YARDS	367	311
Total Net Plays	55	64
Average Gain	6.7	4.9
NET YARDS RUSHING	103	98
Rushes	24	32
Yards per Rush	4.3	3.1
NET YARDS PASSING	264	213
Completed - Attempted	17-30	19-30
Yards per Pass Play	8.5	6.7
Sacked - Yards Lost	1-5	2-8
Had Intercepted	1	0
PUNTS - AVERAGE	4-140-35.0	3-119-39.7
RETURN YARDAGE	75	42
Punts - Return Yards	2-16	0-0
Kickoffs - Return Yards	3-59	3-42
Interceptions - Return Yards	0-0	1-0
PENALTIES - YARDS	4-35	2-22
FUMBLES - LOST	0-0	2-2
TIME OF POSSESSION	25:44	34:16

INDIVIDUAL STATISTICS

RUSHING (Att-Yds-TD): Kansas City: Okoye 13-83; Word 9-13; McNair 2-7.

Miami: Smith 20-82; Logan 7-17; Paige 1-2; Marino 4-(-3).

PASSING (A-C-Y-TD-I): Kansas City: DeBerg 30-17-269-1-1.

Miami: Marino 30-19-221-2-0.

RECEIVING (Rec-Yds-TD): Kansas City: Paige 8-142-1; McNair 3-22; Harry 2-59; Roberts 2-26; R. Thomas 1-15; Hayes 1-5.

Miami: Clayton 5-66-1; Paige 5-30-1; Duper 3-36; Edmunds 2-49; Smith 2-22; Jensen 1-11; Martin 1-7.

INTERCEPTIONS (No-Yds-TD): Kansas City: None.

Miami: Williams 1-0.

SACKS: Miami: Kansas City: Smith 1.5; Cooper 0.5.

Griggs 1.

1990 AFC DIVISIONAL PLAYOFF

BILLS 44, DOLPHINS 34
January 12, 1991

Rich Stadium
Orchard Park, N.Y.

The Miami Dolphins saw the 1990 season come to an end with a 44-34 loss to the Buffalo Bills in an AFC Divisional Playoff contest in the snow and ice at Rich Stadium. The game was an offensive shootout as the teams combined for 78 points, 48 first downs, 923 total net yards, 662 passing yards, 261 rushing yards, nine touchdowns and five field goals. Individually, Dan Marino (23 of 49 for 323 yards with three TDs and two INTs) and Jim Kelly (19-29-339-3-1) both passed for over 300 yards. Kelly became the only quarterback to throw for over 300 yards against the Dolphin defense in 1990. Mark Duper (three catches for 113 yards and a score) and Buffalo's Andre Reed (4-122-2) and James Lofton (7-149-1) all went over the 100-yard receiving mark. On the ground, the Bills' Thurman Thomas (32 carries for 117 yards and two TDs) and Miami's Sammie Smith (21-99) led the way. Buffalo dominated the first quarter and jumped out to a 13-3 lead. The Bills scored on their first possession as Kelly hit Reed with a 40-yard touchdown strike and the Dolphins answered the score with a 49-yard field goal to close the score to 7-3. Buffalo added a pair of Scott Norwood field goals – from 24 and 22 yards – to close the first quarter scoring. The Bills struck first in the second quarter on a five-yard run by Thomas to lead 20-3. Miami answered the score on its next possession as Marino and Duper combined for a 64-yard touchdown. The Bills came right back and scored as Kelly threw 13 yards for a score to Lofton to take a 27-10 lead. On their next possession Miami was forced to punt, however the Bills' Al Edwards fumbled the punt and Reggie Roby recovered for Miami on Buffalo's 47-yard line. Miami drove down to the two-yard line where Marino ran in for the score to narrow Buffalo's lead to 27-17 at the half. The Dolphins and Buffalo exchanged third quarter field goals as Stoyanovich hit from 22 yards and Norwood connected from 28 yards. Miami closed the score to 30-27 early in the fourth quarter as Marino threw a two-yard touchdown pass to offensive guard Roy Foster. It was the first reception and touchdown of Foster's career as he became the first offensive or defensive lineman to score an offensive touchdown in a post-season contest since Chicago Bears' defensive tackle William Perry rumbled in from a yard out in Super Bowl XX on January 26, 1986. However, the Bills struck back for 14 quick points to put the game away. First, Thomas scored his second touchdown of the game on a five-yard run. On the ensuing kickoff, Miami returner Marc Logan fumbled the ball and Norwood recovered for Buffalo on the Dolphins' 29-yard line. Two plays later, Kelly and Reed combined for a 26-yard scoring toss and a 44-27 lead. The Dolphins scored the final touchdown of the game with just 1:15 remaining as Marino hit Tony Martin with an eight-yard touchdown pass.

MIAMI	3	14	3	14	–	34
BUFFALO	13	14	3	14	–	44

TEAM	QTR	TIME	PLAY DESCRIPTION	DRIVE INFO	MIA	BUF
Bills	1	1:54	Reed, 40 pass from Kelly (Norwood kick)	5/76	0	7
Dolphins	1	8:00	Stoyanovich 49 Field Goal	10/40	3	7
Bills	1	10:11	Norwood 24 Field Goal	6/57	3	10
Bills	1	14:09	Norwood 22 Field Goal	9/33	3	13
Bills	2	2:56	Thomas, 5 run (Norwood kick)	5/67	3	20
Dolphins	2	5:06	Duper, 64 pass from Marino (Stoyanovich kick)	4/80	10	20
Bills	2	9:49	Lofton, 13 pass from Kelly (Norwood kick)	11/68	10	27
Dolphins	2	4:49	Marino, 2 run (Stoyanovich kick)	7/47	17	27
Dolphins	3	4:57	Stoyanovich 22 Field Goal	8/62	20	27
Bills	3	13:22	Norwood 28 Field Goal	9/37	20	30
Dolphins	4	0:55	Foster, 2 pass from Marino (Stoyanovich kick)	6/43	27	30
Bills	4	4:32	Thomas, 5 run (Norwood kick)	10/63	27	37
Bills	4	5:08	Reed, 26 pass from Kelly (Norwood kick)	2/29	27	44
Dolphins	4	13:45	Martin, 8 pass from Marino (Stoyanovich kick)	15/91	34	44

ATT. – 77,087

	Miami	Buffalo
FIRST DOWNS	24	24
Rushing	9	7
Passing	13	16
Penalty	2	1
3rd-Down Efficiency	10 for 19	6 for 12
4th-Down Efficiency	2 for 3	2 for 2

TOTAL NET YARDS	430	493
Total Net Plays	76	66
Average Gain	5.7	7.5
NET YARDS RUSHING	107	154
Rushes	27	37
Yards per Rush	4.0	4.2
NET YARDS PASSING	323	339
Completed - Attempted	23-49	19-29
Yards per Pass Play	6.6	11.7
Sacked - Yards Lost	0-0	0-0
Had Intercepted	2	1
PUNTS - AVERAGE	2-80-40.0	1-47-47.0
RETURN YARDAGE	154	142
Punts - Return Yards	1-3	2-17
Kickoffs - Return Yards	9-151	6-116
Interceptions - Return Yards	1-0	2-9
PENALTIES - YARDS	4-32	4-30
FUMBLES - LOST	1-1	3-1
TIME OF POSSESSION	32:26	27:34

INDIVIDUAL STATISTICS

RUSHING (Att-Yds-TD): Miami: Smith 21-99; Logan 5-6; Marino 1-2-1.

Buffalo: Thomas 32-117-2; Kelly 5-37.

PASSING (A-C-Y-TD-I): Miami: Marino 49-23-323-3-2.

Buffalo: Kelly: 29-19-339-3-1.

RECEIVING (Rec-Yds-TD): Miami: Clayton 4-82; Martin 4-44-1; Jensen 4-38; Duper 3-113-1; Edmunds 3-21; Logan 2-8; Smith 1-9; Paige 1-6; Foster 1-2-1.

Buffalo: Lofton 7-149-1; Reed 4-122-2; Thomas 3-38; McKeller 3-15; Edwards 1-12; Davis 1-3.

INTERCEPTIONS (No-Yds-TD): Miami: Williams 1-0.

Buffalo: Odomes 1-9; Kelso 1-0.

SACKS: Miami: None.

Buffalo: None.

1992 AFC DIVISIONAL PLAYOFF

DOLPHINS 31, CHARGERS 0
January 10, 1993

Joe Robbie Stadium
Miami, Fla.

Miami cornerback Troy Vincent recorded a pair of interceptions and quarterback Dan Marino threw three touchdown passes to lead the Miami Dolphins to a 31-0 win over the San Diego Chargers in the AFC Divisional Playoffs before a crowd of 71,224 at Joe Robbie Stadium. Miami's 31-point margin of victory was the largest by the team in a playoff game. The previous largest margin of victory in the post-season by the Dolphins was three 21-point wins as Miami had a 21-0 win over the Baltimore Colts on January 2, 1972 in the Orange Bowl, a 34-13 win over the San Diego Chargers on January 16, 1983 in the Orange Bowl and a 31-10 win over the Seattle Seahawks on December 29, 1984 in the Orange Bowl. Overall, the Miami defense totaled four interceptions (also safety Louis Oliver and linebacker Bryan Cox), a forced fumble (by cornerback Stephen Braggs), a fumble recovery (by linebacker Dwight Hollier) and a sack (by defensive end Jeff Hunter). The Dolphins held the Chargers to just ten first downs (three rushing and seven passing), 202 yards of total offense (70 rushing and 132 passing) and three of 15 on third down conversions. The Chargers' 15 possessions ended in seven punts, four interceptions, twice on downs, once on a lost fumble and once at the end of the first half. Following a scoreless first quarter, the Dolphins exploded for 21 points in the second quarter to take a 21-0 lead at the half. Miami's 21 points in the second quarter was the most scored by the Dolphins in any quarter of a playoff game in team history. The previous team high for points in a quarter was 20 points which was scored by Miami in the second quarter against San Diego on January 6, 1983. Miami opened the scoring following a Vincent interception which gave the team possession on San Diego's 48-yard line. Marino led the Dolphins on a nine-play, 48-yard drive which was capped-off as Marino tossed a one-yard scoring pass to fullback Tony Paige. The Dolphins increased their lead to 14-0 later in the period as the team again gained possession of the ball following a Vincent interception and drove 37 yards and scored on a nine-yard connection from Marino to tight end Keith Jackson. Miami scored the final points of the first half as Marino again connected with Jackson and the tight end made a diving 30-yard reception in the end zone for the score. Jackson became just the fourth player in team history to record two touchdown receptions for the Dolphins in a playoff contest. Miami and San Diego played to a scoreless third quarter before the Dolphins scored the game's final ten points in the fourth quarter. Miami increased its lead to 24-0 early in the final stanza as kicker Pete Stoyanovich booted a 22-yard field goal. The Dolphins scored the final points of the game as running back Aaron Craver scored on a 25-yard run to increase the margin to 31-0.

SAN DIEGO	0	0	0	0	-	0
MIAMI	0	21	0	10	-	31

TEAM	QTR	TIME	PLAY DESCRIPTION	DRIVE INFO	SD	MIA
Dolphins	2	8:30	Paige, 1 pass from Marino (Stoyanovich kick)	9/48	0	7
Dolphins	2	13:14	Jackson, 9 pass from Marino (Stoyanovich kick)	2/37	0	14
Dolphins	2	14:33	Jackson, 30 pass from Marino (Stoyanovich kick)	4/42	0	21
Dolphins	4	0:57	Stoyanovich 22 Field Goal	12/60	0	24
Dolphins	4	6:41	Craver, 25 run (Stoyanovich kick)	6/53	0	31

ATT. – 71,224

	San Diego	Miami
FIRST DOWNS	10	18
Rushing	3	9
Passing	7	9
Penalty	0	0
3rd-Down Efficiency	3 for 15	7 for 17
4th-Down Efficiency	0 for 2	0 for 0
TOTAL NET YARDS	202	324
Total Net Plays	62	69
Average Gain	3.3	4.7
NET YARDS RUSHING	70	157
Rushes	16	40
Yards per Rush	4.4	3.9
NET YARDS PASSING	132	167
Completed - Attempted	18-45	17-29
Yards per Pass Play	2.9	5.8
Sacked - Yards Lost	1-8	0-0
Had Intercepted	4	0
PUNTS - AVERAGE	7-324-46.3	8-328-41.0
RETURN YARDAGE	143	93
Punts - Return Yards	1-7	5-45
Kickoffs - Return Yards	6-136	1-18
Interceptions - Return Yards	0-0	4-30
PENALTIES - YARDS	4-39	0-0
FUMBLES - LOST	3-1	3-1
RED-ZONE EFFICIENCY	0 for 0	2 for 3
TIME OF POSSESSION	22:52	37:08

INDIVIDUAL STATISTICS

RUSHING (Att-Yds-TD): San Diego: Bieniemy 4-26; Butts 7-25; Humphries 1-10; Harmon 4-9.

Miami: Craver 8-72-1; Humphrey 23-71; Parmalee 5-18; Clayton 1-0; Mitchell 1-(-1); Saxon 2-(-3).

PASSING (A-C-Y-TD-I): San Diego: Humphries 44-18-140-0-4; Kidd 1-0-0-0-0.

Miami: Marino 29-17-167-3-0.

RECEIVING (Rec-Yds-TD): San Diego: Harmon 9-73; Walker 3-33; Lewis 2-12; Miller 2-12; Jefferson 1-10; Butts 1-0.

Miami: Paige 5-14-1; Jackson 4-53-2; Humphrey 4-30; Duper 3-57; Craver 1-13.

INTERCEPTIONS (No-Yds-TD): San Diego: None.

Miami: Vincent 2-2; Oliver 1-21; Cox 1-7.

SACKS: San Diego: None.

Miami: Hunter 1.

1992 AFC CHAMPIONSHIP

BILLS 29, DOLPHINS 10
January 17, 1993

Joe Robbie Stadium
Miami, Fla.

The Miami Dolphins suffered five turnovers (two interceptions and three fumbles) as the team dropped a 29-10 decision to the Buffalo Bills in the AFC Championship Game before a crowd of 72,703 at Joe Robbie Stadium. Buffalo opened the scoring midway through the opening period as defensive end Bruce Smith sacked Miami quarterback Dan Marino and forced a fumble which was recovered by Bills linebacker Darryl Talley on the Dolphins' 47-yard line. Buffalo scored off the takeaway as Steve Christie converted on a 21-yard field goal. Miami tied the score at 3-3 later in the period as Pete Stoyanovich converted on a 51-yard field goal attempt. The Bills took a 10-3 lead early in the second period as quarterback Jim Kelly threw a 17-yard touchdown pass to running back Thurman Thomas. On Miami's next possession, Marino's pass attempt was batted in the air by Buffalo defensive end Phil Hansen and intercepted by Hansen on the Dolphins' 17-yard line. The Bills increased their lead to 13-3 as Christie kicked on a 33-yard field goal. Buffalo took a 20-3 lead early in the third quarter by capitalizing on another Miami turnover as kick returner Mike Williams fumbled the second half kickoff and Buffalo's Carwell Gardner recovered the ball on the Dolphins' 25-yard line. The Bills scored four plays later as running back Kenneth Davis ran into the end zone for a two-yard touchdown. Buffalo increased its lead to 26-3 as Christie hit on a pair of field goals from 21 and

31 yards. Miami closed the score to 26-10 as Marino connected with wide receiver Mark Duper on a 15-yard touchdown pass. With the TD pass, Marino extended his streak to ten consecutive playoff games with one or more touchdown passes which is tied with the Raiders' Ken Stabler (1973-77) for the NFL's all-time record for consecutive post-season games with a touchdown pass. In addition, Duper's touchdown reception was his fifth post-season touchdown catch and broke the team's playoff record for career touchdown receptions. Duper was tied with wide receiver Paul Warfield (four TDs on 34 career playoff catches) and tight end Bruce Hardy (four TDs on 26 catches). Buffalo closed the scoring later in the period as Christie converted his fifth field goal of the game with a 38-yarder.

BUFFALO	3	10	10	6	-	29
MIAMI	3	0	0	7	-	10

TEAM	QTR	TIME	PLAY DESCRIPTION	DRIVE INFO	BUF	MIA
Bills	1	9:17	Christie 21 Field Goal	6/43	3	0
Dolphins	1	13:03	Stoyanovich 51 Field Goal	7/39	3	3
Bills	2	:40	Thomas, 17 pass from Kelly (Christie kick)	7/64	10	3
Bills	2	2:59	Christie 33 Field Goal	4/2	13	3
Bills	3	1:58	Davis, 2 run (Christie kick)	5/24	20	3
Bills	3	11:33	Christie 21 Field Goal	15/67	23	3
Bills	4	:04	Christie 31 Field Goal	5/39	26	3
Dolphins	4	7:28	Duper, 15 pass from Marino (Stoyanovich kick)	9/62	26	10
Bills	4	12:23	Christie 38 Field Goal	7/23	29	10

ATT. - 72,703

	Buffalo	Miami
FIRST DOWNS	20	15
Rushing	10	1
Passing	8	14
Penalty	2	0
3rd-Down Efficiency	11 for 19	3 for 12
4th-Down Efficiency	0 for 0	1 for 2
TOTAL NET YARDS	358	276
Total Net Plays	73	60
Average Gain	4.9	4.6
NET YARDS RUSHING	182	33
Rushes	48	11
Yards per Rush	3.8	3.0
NET YARDS PASSING	176	243
Completed - Attempted	17-24	22-45
Yards per Pass Play	7.0	5.0
Sacked - Yards Lost	1-1	4-25
Had Intercepted	2	2
PUNTS - AVERAGE	2-69-34.5	4-148-37.0
RETURN YARDAGE	106	158
Punts - Return Yards	1-16	1-14
Kickoffs - Return Yards	2-59	7-112
Interceptions - Return Yards	2-31	2-32
PENALTIES - YARDS	3-20	5-40
FUMBLES - LOST	1-0	4-3
RED-ZONE EFFICIENCY	2 for 7	0 for 2
TIME OF POSSESSION	36:19	23:41

INDIVIDUAL STATISTICS

RUSHING (Att-Yds-TD): Buffalo: Thomas 20-96; Davis 19-61-1; Lamb 1-16; Reed 2-6; Kelly 3-4; Gardner 3-(-1).

Miami: Humphrey 8-22; Craver 2-13; Marino 1-(-2).

PASSING (A-C-Y-TD-I): Buffalo: Kelly 24-17-177-1-2.

Miami: Marino 45-22-268-1-2.

RECEIVING (Rec-Yds-TD): Buffalo: Thomas 5-70-1; Davis 4-52; Reed 3-25; Lofton 2-19; McKeller 1-11; Metzelaars 1-6; Gardner 1-(-6).

Miami: Jackson 5-71; Humphrey 5-41; Martin 3-55; Clayton 3-32; Duper 2-36-1; Banks 2-18; Craver 2-15.

INTERCEPTIONS (No-Yds-TD): Buffalo: Hicks 1-31; Hansen 1-0.

Miami: Brown 1-32; Oliver 1-0.

SACKS: Buffalo: Smith 1.5; Hansen 1; Bennett 1; Talley 0.5.

Miami: Coleman 1.

1994 AFC FIRST-ROUND PLAYOFF

DOLPHINS 27, CHIEFS 17
December 31, 1994

Joe Robbie Stadium
Miami, Fla.

Dan Marino threw a pair of touchdown passes to lead the Dolphins to a 27-17 win in a First-Round playoff contest against the Kansas City Chiefs before a crowd of 69,757 at Joe Robbie Stadium. The game was billed as Marino-Montana III and the duel between the two future Hall of Famers lived up to the pregame hype. Marino completed 22 of 29 passes for 257 yards with two touchdowns and no interceptions and Montana countered by hitting on 26 of 37 passes for 314 yards with two scores and an interception. The first half was an offensive shootout which was tied at 17-17 with neither team being forced to punt. Kansas City opened the scoring as Montana tossed a one-yard touchdown pass to tight end Derrick Walker. Miami answered the score on its first possession as Bernie Parmalee scored on a one-yard run. The Chiefs came right back to close the first quarter scoring at 14-7 as Montana threw a short pass to fullback Kimble Anders who turned the play into a 57-yard catch and run for the touchdown. Miami cut the score to 14-10 early in the second quarter as Pete Stoyanovich booted a 40-yard field goal. Kansas City upped its lead to 17-10 later in the quarter as Lin Elliott booted a 21-yard field goal. The Dolphins closed the first half scoring as Marino tossed a one-yard touchdown pass to tight end Ronnie Williams. The scoring pass set an NFL record as it marked Marino's 11th consecutive post-season game with a touchdown toss. He moved past a tie with Montana (San Francisco/Kansas City) and Ken Stabler (Oakland) for the longest all-time streak of playoff games with a touchdown pass in NFL history. The Dolphins dominated the second half and outscored the Chiefs by a 10-0 margin. Miami took its first lead of the ballgame at 24-17 on the first drive of the third quarter as Marino and Irving Fryar connected on a seven-yard touchdown pass. Miami increased its lead to 27-17 on a 40-yard field goal late in the third period. The Dolphins forced a pair of turnovers by the Chiefs in Miami territory to preserve the win. First, cornerback J.B. Brown intercepted a Montana aerial on the goal line to stop a drive and then safety Michael Stewart forced and recovered a fumble by Marcus Allen on the Dolphins' 34-yard line.

KANSAS CITY	14	3	0	0	-	17
MIAMI	7	10	10	0	-	27

TEAM	QTR	TIME	PLAY DESCRIPTION	DRIVE INFO	KC	MIA
Chiefs	1	6:28	Walker, 1 pass from Montana (Elliott kick)	11/80	7	0
Dolphins	1	12:40	Parmalee, 1 run (Stoyanovich kick)	10/72	7	7
Chiefs	1	14:20	Anders, 57 pass from Montana (Elliott kick)	4/83	14	7
Dolphins	2	2:45	Stoyanovich 40 Field Goal	7/35	14	10
Chiefs	2	8:48	Elliott, 21 Field Goal	12/69	17	10
Dolphins	2	14:38	R. Williams, 1 pass from Marino (Stoyanovich kick)	13/80	17	17
Dolphins	3	3:02	Fryar, 7 pass from Marino (Stoyanovich kick)	6/64	17	24
Dolphins	3	13:24	Stoyanovich 40 Field Goal	10/59	17	27

ATT. - 67,487

	Kansas City	Miami
FIRST DOWNS	24	22
Rushing	7	7
Passing	17	13
Penalty	0	2
3rd-Down Efficiency	4 for 9	8 for 14
4th-Down Efficiency	1 for 2	1 for 1
TOTAL NET YARDS	414	381
Total Net Plays	60	61
Average Gain	6.9	6.2
NET YARDS RUSHING	100	132
Rushes	23	31
Yards per Rush	4.3	4.3
NET YARDS PASSING	314	249
Completed - Attempted	26-37	22-29
Yards per Pass Play	8.5	8.3
Sacked - Yards Lost	0-0	1-8
Had Intercepted	1	0
PUNTS - AVERAGE	2-80-40.0	3-130-43.3
RETURN YARDAGE	88	119
Punts - Return Yards	1-7	0-0
Kickoffs - Return Yards	5-81	3-95
Interceptions - Return Yards	0-0	1-24
PENALTIES - YARDS	4-15	6-50
FUMBLES - LOST	3-1	0-0
RED-ZONE EFFICIENCY	1 for 4	3 for 3
TIME OF POSSESSION	27:30	32:30

INDIVIDUAL STATISTICS

RUSHING (Att-Yds-TD): Kansas City: Allen 14-64; Anders 5-17; Hill 2-14; Montana 2-5.

Miami: Parmalee 18-57-1; Spikes 9-49; McDuffie 1-19; Marino 2-4; Craver 1-3.

PASSING (A-C-Y-TD-I): Kansas City: Montana 37-26-314-2-1.

Miami: Marino 29-22-257-2-0.

RECEIVING (Rec-Yds-TD): Kansas City: K. Anders 6-103-1; Allen 5-49; Birden 4-56; Cash 3-38; Walker 3-27-1; Dawson 3-21; Hill 1-11; Davis 1-9.

Miami: Fryar 6-71-1; Craver 4-35; Parmalee 2-34; K. Jackson 2-29; M. Williams 2-28; McDuffie 2-25; Saxon 2-24; Miller 1-10; R. Williams 1-1-1.

INTERCEPTIONS (No-Yds-TD): Kansas City: None.

Miami: Brown 1-24.

SACKS: Kansas City: Thomas 1.

Miami: None.

1994 AFC DIVISIONAL PLAYOFF

CHARGERS 22, DOLPHINS 21
January 8, 1995

Jack Murphy Stadium
San Diego, Calif.

Natrone Means rushed for 139 yards and a touchdown to lead the Chargers to a 22-21 win over the Miami Dolphins in an AFC Divisional Playoff contest before a crowd of 63,381 at Jack Murphy Stadium. San Diego had the first scoring threat of the game as they drove down to Miami's 26-yard line, but Miami's Marco Coleman forced a fumble by Means to stop the drive. Following the takeaway, the Dolphins opened the scoring as Dan Marino capped a nine-play, 79-yard drive with an eight-yard scoring pass to tight end Keith Jackson. The Chargers closed the score to 7-3 on their next possession as John Carney booted a 20-yard field goal. Prior to the field goal attempt, San Diego had a first-and-goal from the Dolphins' six-yard line but the Miami defense stiffened and held the Chargers out of the end zone. The Dolphins increased their lead to 14-3 on their next possession as Marino and Jackson connected again in the end zone for a nine-yard touchdown pass. Jackson's two touchdown receptions in the contest tied Miami's all-time single-game playoff record, which was accomplished five previous times. San Diego answered the touchdown with another field goal as Carney connected on a 21-yard effort. Once again, San Diego had a first-and-goal on Miami's six-yard line and the Dolphin defense limited the Chargers to a field goal. Miami closed the first half scoring as Marino threw a 16-yard touchdown pass to Mike Williams with just 27 seconds left in the first half to take a 21-6 lead. San Diego opened the third quarter with a long drive which was halted when Means was held for no gain on a fourth-and-one play from Miami's one-yard line and the Dolphins took possession of the ball. However, on Miami's first play following the goal line stand, Dolphins running back Bernie Parmalee was tackled in the end zone for a safety to bring the score to 21-8. Following a free kick by Miami's John Kidd, the Chargers got the ball on their own 46-yard line and drove for a 24-yard touchdown run by Means to cut the score to 21-15. Miami had the ball for just one play — the safety by Parmalee — in the entire third quarter. San Diego took a 22-21 lead with just 35 seconds left in regulation as Stan Humphries threw an eight-yard touchdown pass to wide receiver Mark Seay. The Dolphins had one final chance to win the game as Marino drove the team down to the Chargers' 30-yard line but Pete Stoyanovich's 48-yard field goal attempt with just eight seconds remaining was wide right.

MIAMI	7	14	0	0	-	21
SAN DIEGO	0	6	9	7	-	22

TEAM	QTR	TIME	PLAY DESCRIPTION	DRIVE INFO	MIA	SD
Dolphins	1	12:36	K. Jackson, 8 pass from Marino (Stoyanovich kick)	9/79	7	0
Chargers	2	4:24	Carney 20 Field Goal	15/72	7	3
Dolphins	2	7:39	K. Jackson, 9 pass from Marino (Stoyanovich kick)	6/52	14	3
Chargers	2	12:13	Carney 21 Field Goal	9/70	14	6
Dolphins	2	14:33	M. Williams, 16 pass from Marino (Stoyanovich kick)	9/70	21	6
Chargers	3	8:06	SAFETY – Parmalee tackled in end zone by Davis		21	8
Chargers	3	12:18	Means, 24 run (Carney kick)	8/54	21	15
Chargers	4	14:25	Seay, 8 pass from Humphries (Carney kick)	10/61	21	22

ATT. – 63,381

	Miami	San Diego
FIRST DOWNS	17	28
Rushing	2	12
Passing	12	15
Penalty	3	1
3rd-Down Efficiency	5 for 10	9 for 17
4th-Down Efficiency	0 for 0	2 for 3
TOTAL NET YARDS	282	466
Total Net Plays	47	85
Average Gain	6.0	5.5

NET YARDS RUSHING	26	202
Rushes	8	40
Yards per Rush	3.3	5.1
NET YARDS PASSING	256	264
Completed - Attempted	24-38	28-43
Yards per Pass Play	6.6	5.9
Sacked - Yards Lost	1-6	2-12
Had Intercepted	0	2
PUNTS - AVERAGE	5-226-45.2	2-87-43.5
RETURN YARDAGE	140	102
Punts - Return Yards	1-14	2-14
Kickoffs - Return Yards	5-112	5-88
Interceptions - Return Yards	2-14	0-0
PENALTIES - YARDS	7-47	5-67
FUMBLES - LOST	1-0	2-1
RED-ZONE EFFICIENCY	3 for 3	1 for 4
TIME OF POSSESSION	20:40	39:20

INDIVIDUAL STATISTICS

RUSHING (Att-Yds-TD): Miami: Parmalee 7-16; Craver 1-10.

San Diego: Means 24-139-1; Bieniemy 4-33; Culver 6-14; Harmon 3-12; Jefferson 1-3; Humphries 2-1.

PASSING (A-C-Y-TD-I): Miami: Marino 38-24-262-3-0.

San Diego: Humphries 43-28-276-1-2.

RECEIVING (Rec-Yds-TD): Miami: K. Jackson 8-109-2; Fryar 5-70; McDuffie 5-46; Craver 2-8; Parmalee 2-8; M. Williams 1-16-1; Saxon 1-5.

San Diego: Harmon 7-57; Seay 6-61-1; Martin 5-62; Jefferson 3-44; Means 3-16; Culver 2-23; Pupunu 2-13.

INTERCEPTIONS (No-Yds-TD): Miami: Smith 1-14; Stewart 1-0.

San Diego: None.

SACKS – Miami: Coleman 2.

San Diego: Team 1.

1995 AFC FIRST-ROUND PLAYOFF

BILLS 37, DOLPHINS 22
December 30, 1995

Rich Stadium
Orchard Park, N.Y.

The Buffalo Bills cruised out to a 24-0 halftime lead en route to a 37-22 victory in an AFC First Round Playoff game in front of 73,103 fans at Rich Stadium. The contest proved to be the last game for Don Shula as head coach of the Dolphins. The Bills, led by running back Thurman Thomas' 158 yards, grounded out an AFC Playoff record 341 rushing yards, breaking the old mark of 318 set by the San Diego Chargers against Boston in 1963. Miami quarterback Dan Marino tied an NFL postseason record, with Bernie Kosar while he was a member of the Cleveland Browns in 1986, with 64 passing attempts and completed 33 (tied for second-highest in NFL postseason) of them for 422 yards (third-highest in NFL postseason). The two teams set an NFL postseason record with 1,038 combined total net yards, breaking the old mark of 1,036 by the Dolphins and the San Diego Chargers in an overtime game in 1981. The Bills took an early 7-0 lead when Thomas scored on a one-yard touchdown run. Buffalo kicker Steve Christie put the Bills ahead 10-0 with a 48-yard field goal. Buffalo needed just four plays to go 68 yards and took a 17-0 advantage when fullback Darick Holmes ran 21 yards for a touchdown with 9:54 left in the half. On the Dolphins' next possession, they drove to the Buffalo 40-yard line but Marino was hit by Bills defensive end Phil Hansen as he threw and the tipped ball was intercepted by linebacker Marlo Perry. It took Buffalo just 49 seconds to make the score 24-0 as Kelly connected with Steve Tasker on a 37-yard touchdown pass. The Bills added to their lead in the third quarter by driving 55 yards on ten plays and extended their lead to 27-0 when Christie booted a 23-yard field goal late in the third quarter. Miami got on the board when they took the ball on their next possession and drove 67 yards on nine plays and made the score 27-7 when Marino hit wide receiver O.J. McDuffie on a five-yard touchdown pass. The Bills increased their lead to 34-7 when they culminated a 61-yard drive with a 44-yard touchdown run by fullback Tim Tindale with 9:31 remaining in the game. The Dolphins cut the lead to 34-14 on their next possession as Marino connected with wide receiver Randal Hill on a 45-yard touchdown to close out a seven-play, 68-yard drive. The Bills answered with an eight-play, 44-yard drive that saw Christie kick a 42-yard field goal to make the score 37-14. Miami then took its next possession and marched 73 yards on eight plays and cut the lead to 37-22 when running back Terry Kirby ran one-yard for the score and a two-point conversion from Marino to McDuffie was good. The Dolphins then attempted an onside kick and safety Michael Stewart recovered at the Buffalo 49-yard line. However, Miami's last threat of the game was stopped when Marino was intercepted by Bills cornerback Ken Irvin at Buffalo's 13-yard line with 1:51 left in the game. McDuffie set a club postseason record (tied with nine others for sixth-highest all-time in NFL postseason) with 11 receptions for 154 yards (a new Dolphin postseason record, surpassing Mark Duper's 148 yards vs. Pittsburgh in 1985).

MIAMI	0	0	0	22	-	22
BUFFALO	10	14	3	10	-	37

TEAM	QTR	TIME	PLAY DESCRIPTION	DRIVE INFO	MIA	BUF
Bills	1	5:02	Thomas, 1 run (Christie kick)	7/58	0	7
Bills	1	7:58	FG Christie 48 Field Goal	6/26	0	10
Bills	2	5:06	Holmes, 21 run (Christie kick)	4/68	0	17
Bills	2	7:39	Tasker, 37 pass from Kelly (Christie kick)	3/62	0	24
Bills	3	3:57	Christie 23 Field Goal	10/55	0	27
Dolphins	4	1:07	McDuffie, 5 pass from Marino (Stoyanovich kick)	9/67	7	27
Bills	4	5:29	Tindale, 44 run (Christie kick)	3/61	7	34
Dolphins	4	6:59	R. Hill, 45 pass from Marino (Stoyanovich kick)	7/68	14	34
Bills	4	10:24	Christie 42 Field Goal	8/44	14	37
Dolphins	4	12:51	Kirby, 1 run (Marino pass to McDuffie)	8/73	22	37

ATT. – 73,103

	Miami	Buffalo
FIRST DOWNS	26	27
Rushing	5	18
Passing	20	9
Penalty	1	0
3rd-Down Efficiency	2 for 14	6 for 14
4th-Down Efficiency	3 for 6	0 for 0
TOTAL NET YARDS	502	536
Total Net Plays	80	74
Average Gain	6.3	7.2
NET YARDS RUSHING	70	341
Rushes	14	52
Yards per Rush	5.0	6.6
NET YARDS PASSING	432	195
Completed - Attempted	34-66	12-22
Yards per Pass Play	6.5	8.9
Sacked - Yards Lost	0-0	0-0
Had Intercepted	3	2
PUNTS - AVERAGE	3-115-38.3	4-138-34.5
RETURN YARDAGE	175	42
Punts - Return Yards	1-12	0-0
Kickoffs - Return Yards	7-137	2-37
Interceptions - Return Yards	2-26	3-5
PENALTIES - YARDS	4-15	5-29
FUMBLES - LOST	2-1	1-0
RED-ZONE EFFICIENCY	2 for 2	1 for 3
TIME OF POSSESSION	25:28	34:32

INDIVIDUAL STATISTICS

RUSHING (Att-Yds-TD): Miami: Byars 4-22; Kidd 1-18; Parmalee 5-13; McDuffie 1-9; Kirby 2-8-1; Marino 1-0.

Buffalo: Thomas 25-158-1; Holmes 15-87-1; Tindale 4-68-1; Brooks 2-28; Tasker 2-7; Kelly 3-(-3); Copeland 1-(-4).

PASSING (A-C-Y-TD-I): Miami: Marino 64-33-422-2-3; Kosar 1-1-10-0-0; McDuffie 1-0-0-0-0.

Buffalo: Kelly 22-12-195-1-2.

RECEIVING (Rec-Yds-TD): Miami: McDuffie 11-154-1; Kirby 8-68; Parmalee 4-51; Byars 4-30; Fryar 3-29; Hill 2-59-1; Clark 2-41.

Buffalo: Tasker 5-108-1; Thomas 3-42; Cline 2-32; Brooks 2-13.

INTERCEPTIONS (No-Yds-TD): Miami: Atkins 1-26; Vincent 1-0.

Buffalo: Perry 1-3; Johnson 1-2; Irvin 1-0.

SACKS: Miami: None.

Buffalo: None.

1997 AFC FIRST-ROUND PLAYOFF

PATRIOTS 17, DOLPHINS 3
December 28, 1997

Foxboro Stadium
Foxboro, Mass.

The New England Patriots recorded their third win of the 1997 season over the Dolphins, and their fourth straight over Miami dating back to 1996, by holding Miami to just a field goal in their 17-3 triumph in a first-round playoff game at Foxboro Stadium. The loss was the Dolphins' third straight in the postseason. New England held Miami to 162 yards of total offense, the lowest total in the 32-game postseason history for the Dolphins, below a 176-yard performance against Washington in Super Bowl XVII. In addition, the three points scored by the Dolphins equalled the fewest points scored by the team in a playoff game with a 24-3 loss to the Dallas Cowboys in Super Bowl VI. Overall, New England forced three Miami turnovers, while the Patriots did not commit any

miscues and 14 of New England's 17 points resulted from a Dolphins turnover. The Patriots sacked Dolphins quarterback Dan Marino four times on the day and Marino was held without a touchdown for the first time in 14 career playoff games. The Dolphins got to the Patriots' 39 late in the first quarter, but were stopped on third and fourth-and-one. The Patriots had an opportunity to take a 3-0 lead early in the second quarter, but Adam Vinatieri missed wide left on a 48-yard field goal attempt. Three plays later, Chris Slade intercepted a Dan Marino pass and returned it 22 yards to the Dolphins' 29. That led to a 24-yard touchdown pass from Drew Bledsoe to Troy Brown three plays afterward, on third-and-five, 4:33 into the second quarter. New England took over at its own 40 with 2:16 left in the first half and drove to the Dolphins' 30 before Vinatieri missed wide right on a 47-yard field goal try with 30 seconds on the clock. On the second play of the second half, Todd Collins picked off a Marino pass and brought it back 40 yards for a touchdown. The Patriots extended their lead to 17 points with 1:58 left in the third quarter when Vinatieri capped a 15-play, 67-yard drive with a 22-yard field goal. The Dolphins got their only points of the game nine seconds into the fourth quarter, on an Olindo Mare 38-yard field goal. Miami had gained possession at the Patriots' 43 after a Corey Harris 40-yard kickoff return and a ten-yard tripping penalty on the Patriots. Harris recovered the ensuing onside kick, and the Dolphins took over at their own 44. On the next play, however, Chris Canty stripped the ball from Marino and Slade recovered at the Dolphins' 41. Miami got into New England territory on each of its last two possessions – getting as far as the 45 and 43 – but were stopped on fourth down on each occasion.

MIAMI	0	0	0	3	-	3
NEW ENGLAND	0	7	10	0	-	17

TEAM	QTR	TIME	PLAY DESCRIPTION	DRIVE INFO	MIA	NE
Patriots	2	4:33	Brown, 24 pass from Bledsoe (Vinatieri kick)	3/29	0	7
Patriots	3	:55	Collins, 40 interception return (Vinatieri kick)		0	14
Patriots	3	13:02	FG Vinatieri 22 Field Goal	15/67	0	17
Dolphins	4	:09	Mare 38 Field Goal	8/23	3	17

ATT. – 60,041

	Miami	New England
FIRST DOWNS	10	15
Rushing	2	7
Passing	6	7
Penalty	2	1
3rd-Down Efficiency	5 for 17	7 for 17
4th-Down Efficiency	0 for 3	0 for 0
TOTAL NET YARDS	162	228
Total Net Plays	64	66
Average Gain	2.5	3.5
NET YARDS RUSHING	42	108
Rushes	17	31
Yards per Rush	2.5	3.5
NET YARDS PASSING	120	120
Completed - Attempted	17-43	16-32
Yards per Pass Play	2.6	3.4
Sacked - Yards Lost	4-21	3-19
Had Intercepted	2	0
PUNTS - AVERAGE	7-262-37.4	7-257-36.7
RETURN YARDAGE	122	89
PUNTS - RETURN YARDS	5-45	2-10
Kickoffs - Return Yards	3-77	1-17
Interceptions - Return Yards	0-0	2-62
PENALTIES - YARDS	5-21	5-31
FUMBLES - LOST	2-1	2-0
RED-ZONE EFFICIENCY	0 for 0	0 for 1
GOAL-TO-GO EFFICIENCY	0 for 0	0 for 1
TIME OF POSSESSION	26:09	33:51

INDIVIDUAL STATISTICS

RUSHING (Att-Yds-TD): Miami: Parmalee 9-22; Abdul-Jabbar 5-16; McPhail 1-4; Marino 1-2; Pritchett 1-(-2).

New England: Cullors 22-86; Grier 6-16; Bledsoe 2-4; Meggett 1-2.

PASSING (A-C-Y-TD-I): Miami: Marino 43-17-141-0-2.

New England: Bledsoe 32-16-139-1-0.

RECEIVING (Rec-Yds-TD): Miami: McPhail 5-28; L. Thomas 3-62; Parmalee 3-13; McDuffie 3-6; Perriman 1-13; Jordan 1-11; Drayton 1-8.

New England: Glenn 4-57; Coates 4-25; Brown 2-32-1; Meggett 2-11; Jefferson 1-7; Purnell 1-4; Gash 1-3; Cullors 1-0.

INTERCEPTIONS (No-Yds-TD): Miami: None.

New England: Collins 1-40, 1 TD; Slade 1-22.

SACKS: Miami: Armstrong 1; Brigrance 1; Gardener 1.

New England: Canty 1; Johnson 1; McGinest 1; Slade 1.

1998 AFC FIRST-ROUND PLAYOFF

DOLPHINS 24, BILLS 17
January 2, 1999

Pro Player Stadium
Miami, Fla.

The Dolphins recorded their first playoff win since the 1994 season, snapping a three-game losing streak in the postseason with a 24-17 win in an AFC First-Round Playoff game over the Buffalo Bills at Pro Player Stadium. Doug Flutie connected with Eric Moulds for a 65-yard completion on the game's first play from scrimmage, but Terrell Buckley stripped the ball and Brock Marion returned the fumble 17 yards to the Dolphins' 29-yard line. That led to a 16-play, 57-yard drive which used 8:23 of the clock and ended with an Olindo Mare 31-yard field goal. Miami made it a 6-0 game on Mare's second field goal of the afternoon, from 40 yards out, 4:24 into the second quarter. The score capped an 11-play, 66-yard drive that consumed 6:22 of the clock. Mare attempted an onside kick on the ensuing kickoff that was recovered by the Bills' Dan Brandenburg. Three plays later, Buffalo took its first lead of the game when Thurman Thomas ran it in from one-yard out, two plays after Flutie and Moulds combined for a 37-yard completion to the Dolphins' five-yard line. Buffalo got to the Dolphins' six-yard line with 24 seconds remaining in the first half, but Marion picked off a Flutie pass and returned it 19 yards. A personal foul penalty on the Bills put the Dolphins at their own 35. Dan Marino then completed a 52-yard pass to Oronde Gadsden who then lateraled the ball to O.J. McDuffie, putting the Dolphins at the Bills' nine-yard line. Mare, however, hit the right upright on a 26-yard field goal attempt as time expired in the half. The Dolphins regained the lead at 13-7 on Karim Abdul-Jabbar's three-yard touchdown run with 2:32 left in the third quarter. Abdul-Jabbar rushed for 21 yards on the 52-yard drive, which was accomplished in 12 plays and saw the Dolphins connect on three third down conversions. Stanley Pritchett punched it in for the two-point conversion. Buffalo answered less than two minutes later with a 32-yard touchdown pass from Flutie to Moulds which tied the game at 14 with 48 seconds left in the third quarter. Miami got the ball back and embarked on a 17-play, 77-yard drive that ended with Mare's third field goal of the game, from 23 yards out, 5:15 into the fourth period. Four plays afterward, Jerry Wilson forced the ball loose from Andre Reed after a reception and Terrell Buckley recovered, returning it six yards to midfield. The Dolphins capitalized off that turnover when Marino connected with Lamar Thomas for an 11-yard scoring strike on third-and-seven with 3:32 remaining in the game, capping the eight play drive. The Bills took over at their own 20 and got to the Dolphins' 15-yard line before Steve Christie connected on a 33-yard field goal with 1:33 left in the game. Kurt Schulz recovered the ensuing onside kick for Buffalo, giving them possession at their own 31 with 1:30 to play. The first play of the drive was a 30-yard completion from Flutie to Moulds, putting the Bills at the Dolphins' 39-yard line. From there, Buffalo converted three consecutive third downs, giving them a first-and-goal from the Dolphins' five-yard line with 17 seconds remaining. Trace Armstrong then sacked Flutie, forcing the ball loose, which was recovered by Shane Burton to preserve the victory. Moulds finished the game with an NFL playoff record 240 receiving yards.

BUFFALO	0	7	7	3	-	17
MIAMI	3	3	8	10	-	24

TEAM	QTR	TIME	PLAY DESCRIPTION	DRIVE INFO	BUF	MIAMI
Dolphins	1	8:53	FG Mare 31 Field Goal	16/57	0	3
Dolphins	2	4:24	FG Mare 40 Field Goal	11/66	0	6
Bills	2	6:06	T. Thomas, 1 run (Christie kick)	3/42	7	6
Dolphins	3	12:28	Abdul-Jabbar, 3 run (Pritchett run)	12/52	7	14
Bills	3	14:12	Moulds, 32 pass from Flutie (Christie kick)	4/81	14	14
Dolphins	4	5:15	Mare 23 Field Goal	11/77	14	17
Dolphins	4	11:18	L. Thomas, 11 pass from Marino (Mare kick)	8/50	14	24
Bills	4	13:27	FG Christie 33 Field Goal	7/65	17	24

ATT. - 72,698

	Buffalo	Miami
FIRST DOWNS	23	25
Rushing	7	10
Passing	13	10
Penalty	3	5
3rd-Down Efficiency	6 for 10	9 for 14
4th-Down Efficiency	0 for 0	0 for 1
TOTAL NET YARDS	416	345
Total Net Plays	57	69
Average Gain	7.3	5.0
NET YARDS RUSHING	77	117

Rushes	18	34
Yards per Rush	4.3	3.4
NET YARDS PASSING	339	228
Completed - Attempted	21-36	23-34
Yards per Pass Play	8.7	6.5
Sacked - Yards Lost	3-21	1-7
Had Intercepted	1	1
PUNTS - AVERAGE	2-73-36.5	1-34-34.0
RETURN YARDAGE	54	104
Punts - Return Yards	0-0	1-20
Kickoffs - Return Yards	4-54	3-65
Interceptions - Return Yards	1-0	1-19
PENALTIES - YARDS	9-93	6-75
FUMBLES - LOST	4-4	0-0
RED-ZONE EFFICIENCY	1 for 4	2 for 5
GOAL-TO-GO EFFICIENCY	1 for 3	1 for 3
TIME OF POSSESSION	22:28	37:32

INDIVIDUAL STATISTICS

RUSHING (Att-Yds-TD): Buffalo: T. Thomas 7-33-1; Flutie 4-29; A. Smith 7-15.
 Miami: Abdul-Jabbar 27-95-1; Parmalee 2-10; Pritchett 2-7; Avery 1-3; McDuffie 1-3; Marino 1-(-)1.

PASSING (A-C-Y-TD-I): Buffalo: Flutie 36-21-360-1-1.
 Miami: Marino 34-23-235-1-1.

RECEIVING (Rec-Yds-TD): Buffalo: Moulds 9-240-1; Reed 5-60; Williams 2-20; Loud 1-12; A. Smith 1-12; Gash 1-9; Riemersma 1-4; T. Thomas 1-3.
 Miami: McDuffie 6-53; Gadsden 5-85; L. Thomas 4-36-1; Drayton 3-20; Perry 2-29; Abdul-Jabbar 2-4; Ruddy 1-8.

INTERCEPTIONS (No-Yds-TD): Buffalo: Jackson 1-0.
 Miami: Marion 1-19.

SACKS: Buffalo: Wiley 1.
 Miami: Armstrong 1; Gardener 0.5; Jones 0.5; Rodgers 0.5; Tanner 0.5.

1998 AFC DIVISIONAL PLAYOFF

BRONCOS 38, DOLPHINS 3
January 9, 1999

Mile High Stadium
Denver, Colo.

Miami failed to score a touchdown in its second straight road playoff game, as they dropped their seventh consecutive postseason road game overall, with a 38-3 loss to the Broncos at Mile High Stadium. After stopping the Dolphins on the first series of the game, the Broncos took over at their own eight and embarked on a 14-play, 92-yard drive that used 7:56 of the clock and ended with a Terrell Davis one-yard touchdown run with 5:55 left in the opening quarter. Davis ran for 38 yards on seven carries on the drive, and John Elway completed five of six passes for 48 yards. Denver took a two-touchdown advantage before the first quarter was over when Davis scored on a 20-yard run with 1:02 remaining in the opening period. The touchdown came three plays after Elway connected with Ed McCaffrey for a 33-yard completion to the Dolphins' 33-yard line. Miami answered with an 11-play, 76-yard drive that consumed 5:55 of the clock and ended with an Olindo Mare 22-yard field goal, 4:53 into the second quarter. Dan Marino completed six of seven passes for 55 yards on the march. Denver scored a touchdown on their third consecutive series when Derek Loville ran it in from 11 yards out with 4:39 left in the second quarter. The score capped an 11-play, 87-yard drive that used 5:28 of the clock. As a team, the Broncos rushed for 62 yards on the drive, including 47 yards by Davis. Davis broke loose for a 62-yard run to the Dolphins' 18-yard line on the first play of the second half, leading to a Jason Elam 32-yard field goal four plays afterward. Denver opened a 28-point advantage 1:37 into the fourth quarter when Elway combined with Rod Smith for a 28-yard touchdown strike. The Broncos finished off the scoring when Neil Smith recovered an Oronde Gadsden fumble following a reception and rumbled 79 yards for a touchdown.

MIAMI	0	3	0	0	-	3
DENVER	14	7	3	14	-	38

TEAM	QTR	TIME	PLAY DESCRIPTION	DRIVE INFO	MIA	DEN
Broncos	1	9:05	Davis, 1 run (Elam kick)	14/92	0	7
Broncos	1	13:58	Davis, 20 run (Elam kick)	4/66	0	14
Dolphins	2	4:53	Mare 22 Field Goal	11/76	3	14
Broncos	2	10:21	Loville, 11 run (Elam kick)	11/87	3	21
Broncos	3	3:08	FG Elam 32 Field Goal	5/66	3	24
Broncos	4	1:37	R. Smith, 28 pass from Elway (Elam kick)	5/52	3	31
Broncos	4	5:11	N. Smith, 79 fumble return (Elam kick)		3	38

ATT. - 75,729

	Miami	Denver
FIRST DOWNS	14	24
Rushing	1	13
Passing	11	10
Penalty	2	1
3rd-Down Efficiency	2 for 10	5 for 11
4th-Down Efficiency	1 for 2	2 for 3
TOTAL NET YARDS	252	424
Total Net Plays	51	62
Average Gain	4.9	6.8
NET YARDS RUSHING	14	250
Rushes	13	38
Yards per Rush	1.1	6.6
NET YARDS PASSING	238	174
Completed - Attempted	26-37	14-23
Yards per Pass Play	6.3	7.3
Sacked - Yards Lost	1-5	1-8
Had Intercepted	2	0
PUNTS - AVERAGE	5-228-45.6	2-97-48.5
RETURN YARDAGE	132	81
Punts - Return Yards	1-11	2-14
Kickoffs - Return Yards	5-121	1-19
Interceptions - Return Yards	0-0	2-48
PENALTIES - YARDS	10-57	5-41
FUMBLES - LOST	1-1	0-0
RED-ZONE EFFICIENCY	0 for 2	2 for 4
GOAL-TO-GO EFFICIENCY	0 for 0	1 for 2
TIME OF POSSESSION	27:36	32:24

INDIVIDUAL STATISTICS

RUSHING (Att-Yds-TD): Miami: Parmalee 7-14; Abdul-Jabbar 3-5; Huard 2-(-2); Pritchett 1-(-3).

Denver: Davis 21-199-2; Loville 8-34-1; Elway 3-19; Brister 6-(-2).

PASSING (A-C-Y-TD-I): Miami: Marino 37-26-243-0-2.

Denver: Elway 23-14-182-1-0.

RECEIVING (Rec-Yds-TD): Miami: McDuffie 9-118; Parmalee 5-24; Gadsden 4-36; L. Thomas 3-31;

Pritchett 3-23; Jacquet 1-6; Abdul-Jabbar 1-5.

Denver: Sharpe 5-38; R. Smith 4-71-1; McCaffrey 3-52; Griffith 1-14; Davis 1-7.

INTERCEPTIONS (No-Yds-TD): Miami: None.

Denver: Johnson 1-48; Romanowski 1-0.

SACKS: Miami: Wilson 1.

Denver: Washington 1.

1999 AFC FIRST-ROUND PLAYOFF

DOLPHINS 20, SEAHAWKS 17
January 9, 2000

Kingdome
Seattle, Wash.

In the last game ever played at the Kingdome, the Dolphins recorded their first road playoff win since 1972 with a 20-17 triumph over the Seattle Seahawks. The Seahawks' second possession of the game started at the Dolphins' 47 after Miami was forced to punt from its own four-yard line. From there, Seattle needed eight plays before Jon Kitna connected with Sean Dawkins for a nine-yard touchdown pass on third-and-three, with 6:18 to play in the first quarter. The score marked the second third-down conversion on the drive for the Seahawks. Kitna and Mike Pritchard hooked up for a pair of completions on the drive, totaling 29 yards. Brock Marion returned the ensuing kickoff 47 yards to midfield. The Dolphins then moved 37 yards in seven plays, leading to an Olindo Mare 32-yard field goal with 2:05 remaining in the opening quarter. The Seahawks re-gained their seven-point advantage with 45 seconds left in the first half on Todd Peterson's 50-yard field goal, which capped an eight-play, 49-yard drive that used 3:45 of the clock. The Dolphins took over at their own 40 on the opening possession of the second half after Peterson's kickoff went out of bounds. Led by Dan Marino, who completed all six of his passes, totaling 56 yards, Miami embarked on a ten-play, 60-yard drive that consumed 6:05 of the clock and ended with a one-yard touchdown pass from Marino to Oronde Gadsden on third-and-goal. The touchdown pass was the 31st for Marino in his playoff career, moving him past Terry Bradshaw into sole possession of second on the NFL's all-time postseason list. The key play on the march was a 27-yard completion from Marino to O.J. McDuffie on third-and-seven from the Seattle 46. Charlie Rogers took the ensuing kickoff and raced 85 yards for a touchdown to give Seattle the lead once again. The Dolphins pulled to within four points on Mare's 50-yard field goal with 2:22 to play in the third quarter, culminating a six-play, 32-yard drive in which Autry Denson rushed for 25 yards. The ensuing onside kick was recovered by Miami's Shawn Wooden, and the Dolphins took over at their own 42. Although they could not take advantage of that opportunity, Tom

Hutton's punt that followed pinned Seattle at their own six. Down by four points with 9:09 to play, Miami gained possession at their own 15. On the third play of the series, they faced a third-and-17 from their own 8 when Marino hit Tony Martin for a 23-yard completion. From there, Miami marched the length of the field in just eight more plays, the final one being a two-yard TD run by J.J. Johnson with 4:48 to play in the game. Two plays prior to the score Marino connected with Gadsden for a 24-yard completion on third-and-10 from the Seahawks 29, giving them a first-and-goal from the 5. Seattle went three and out on their next series, and a Terrell Buckley interception with 23 seconds remaining ended any Seattle comeback hopes. The Dolphins dominated the second half of the game, as they gained 230 yards while holding Seattle to just 32 yards over the final 30 minutes of the game. Miami registered a club playoff record six sacks on the afternoon, including three by Trace Armstrong, who was named NFL Defensive Player of the Week for the Wild Card Round of the playoffs.

MIAMI	3	0	10	7	-	20
SEATTLE	7	3	7	0	-	17

TEAM	QTR	TIME	PLAY DESCRIPTION	DRIVE INFO	MIA	SEA
Seahawks	1	8:42	Dawkins, 9 pass from Kitna (Peterson kick)	8/47	0	7
Dolphins	1	12:55	Mare 32 Field Goal	7/37	3	7
Seahawks	2	15:15	Peterson 50 Field Goal	8/49	3	10
Dolphins	3	6:05	Gadsden, 1 pass from Marino (Mare kick)	10/60	10	10
Seahawks	3	6:23	Rogers, 85 kickoff return (Peterson kick)		10	17
Dolphins	3	12:38	Mare 50 Field Goal	6/32	13	17
Dolphins	4	10:12	Johnson, 2 run (Peterson kick)	11/85	20	17

ATT. - 66,170

	Miami	Seattle
FIRST DOWNS	18	12
Rushing	7	0
Passing	10	10
Penalty	1	2
3rd-Down Efficiency	6 for 16	5 for 15
4th-Down Efficiency	0 for 0	1 for 1
TOTAL NET YARDS	299	171
Total Net Plays	68	56
Average Gain	4.4	3.1
NET YARDS RUSHING	108	41
Rushes	37	20
Yards per Rush	2.9	2.1
NET YARDS PASSING	191	130
Completed - Attempted	17-30	14-30
Yards per Pass Play	6.2	3.6
Sacked - Yards Lost	1-5	6-32
Had Intercepted	0	2
PUNTS - AVERAGE	8-330-41.3	7-335-47.9
RETURN YARDAGE	188	183
Punts - Return Yards	6-63	3-24
Kickoffs - Return Yards	3-88	4-159
Interceptions - Return Yards	2-37	0-0
PENALTIES - YARDS	6-67	2-10
FUMBLES - LOST	0-0	0-0
RED-ZONE EFFICIENCY	2 for 3	1 for 1
GOAL-TO-GO EFFICIENCY	2 for 2	0 for 0
TIME OF POSSESSION	34:48	25:12

INDIVIDUAL STATISTICS

RUSHING (Att-Yds-TD): Miami: Johnson 27-86-1; Denson 7-19, Pritchett 2-4; Marino 1(-)-1.
Seattle: Watters 19-40; Kitna 1-1.

PASSING (A-C-Y-TD-I): Miami: Marino 30-17-196-1-0.
Seattle: Kitna 30-14-162-1-2.

RECEIVING (Rec-Yds-TD): Miami: McDuffie 5-82; Martin 5-70; Gadsden 2-25-1; Johnson 2-3; Konrad 1-7; Goodwin 1-6; Perry 1-3.
Seattle: Dawkins 3-35-1; Pritchard 3-34; Fauria 3-31; Watters 2-22; Brown 2-18; Galloway 1-22.

INTERCEPTIONS (No-Yds-TD): Miami: Marion 1-31; Buckley 1-6.
Seattle: None.

SACKS: Miami: Armstrong 3; Owens 1.5; Z. Thomas 1; Wilson 0.5.
Seattle: Adams 1.

1999 AFC DIVISIONAL PLAYOFF

JAGUARS 62, DOLPHINS 7
January 15, 2000

ALLTEL Stadium
Jacksonville, Fla.

The Dolphins allowed the most points in club history and suffered their worst defeat ever as well. The Jaguars took a 7-0 lead on an eight-yard touchdown pass from Mark Brunell to Jimmy Smith on the first series of the game, 4:28 into the contest. A 41-yard completion from Brunell to Smith to the Dolphins' 22 was the key play on the 73-yard drive, in which Jacksonville converted all three of their third down attempts, including the touchdown. On the next play from scrimmage, Aaron Beasley intercepted a Dan Marino pass and Jacksonville took over at the Dolphins' 41. From there, the Jaguars moved 14 yards, setting up a Mike Hollis 45-yard field goal, with 6:19 to play in the opening quarter. The Jaguars scored for the third time in as many possessions when Fred Taylor broke loose for a 90-yard touchdown run with 3:46 remaining in the first quarter. On the following play from scrimmage, Tony Brackens stripped the ball from Marino, Brackens recovered and went 16 yards for the score. On the first play of the second quarter, Jacksonville scored again on a 39-yard touchdown pass from Brunell to Taylor on third-and-14. The Jaguars gained possession at the Dolphins' 21 on their next series after Corey Chamblin blocked a Tom Hutton punt. That led to a James Stewart 25-yard TD run three plays later. Hollis added a 28-yard field goal 1:51 prior to the half. That score came five plays after Camell Lake recovered a J.J. Johnson fumble at the Dolphins' 30. Miami got its first points of the game three seconds before halftime when Marino and Oronde Gadsden combined for a 20-yard TD pass, on third-and-10. Jay Fiedler connected with Jimmy Smith for a 70-yard touchdown pass, 2:57 into the third quarter, giving Jacksonville 48 points on the afternoon, marking the most points that Miami had ever given up in the postseason. Fiedler fired his second touchdown pass of the day with 6:19 to play in the third quarter when he hit Alvis Whitted for a 38-yard scoring pass. Jacksonville finished the scoring with a Chris Howard five-yard touchdown run 4:23 into the fourth quarter, one play after Donovan Darius recovered an Atry Denson fumble.

MIAMI	0	7	0	0	-	7
JACKSONVILLE	24	17	14	7	-	62

TEAM	QTR	TIME	PLAY DESCRIPTION	DRIVE INFO	MIA	JAC
Jaguars	1	4:28	Smith, 8 pass from Brunell (Hollis kick)	9/73	0	7
Jaguars	1	8:41	Hollis 45 Field Goal	9/14	0	10
Jaguars	1	11:14	Taylor, 90 run (Hollis kick)	2/91	0	17
Jaguars	1	11:39	Brackens, 16 fumble return (Hollis kick)		0	24
Jaguars	2	:12	Taylor, 39 pass from Brunell (Hollis kick)	4/53	0	31
Jaguars	2	2:55	Stewart, 25 run (Hollis kick)	3/21	0	38
Jaguars	2	13:09	Hollis 28 Field Goal	5/20	0	41
Jaguars	2	14:57	Gadsden, 20 pass from Marino (Mare kick)	9/80	7	41
Jaguars	3	2:57	Smith, 70 pass from Fiedler (Hollis kick)	3/78	7	48
Jaguars	3	8:41	Whitted, 38 pass from Fiedler (Hollis kick)	5/69	7	55
Jaguars	4	4:23	Howard, 5 run (Hollis kick)	1/5	7	62

ATT. - 75,193

	Miami	Jacksonville
FIRST DOWNS	10	21
Rushing	0	10
Passing	6	10
Penalty	4	1
3rd-Down Efficiency	2 for 14	8 for 14
4th-Down Efficiency	0 for 2	0 for 0
TOTAL NET YARDS	133	520
Total Net Plays	65	68
Average Gain	2.0	7.6
NET YARDS RUSHING	23	257
Rushes	19	46
Yards per Rush	1.2	5.6
NET YARDS PASSING	110	263
Completed - Attempted	16-41	12-20
Yards per Pass Play	2.4	12.0
Sacked - Yards Lost	5-31	2-14
Had Intercepted	2	1
PUNTS - AVERAGE	9-356-39.6	5-195-39.0
RETURN YARDAGE	276	73
Punts - Return Yards	3-70	5-44
Kickoffs - Return Yards	9-206	2-24
Interceptions - Return Yards	1-0	2-5

PENALTIES - YARDS	9-87	7-51
FUMBLES - LOST	6-5	1-1
RED-ZONE EFFICIENCY	0 for 0	3 for 5
GOAL-TO-GO EFFICIENCY	0 for 0	1 for 2
TIME OF POSSESSION	24:37	35:23

INDIVIDUAL STATISTICS

RUSHING (Att-Yds-TD): Miami: Denson 6-10; Pritchett 2-10; Johnson 8-9; Huard 1-2; Marino 1-0; Hutton 1-(-8).

Jacksonville: Taylor 18-135-1; Stewart 11-62-1; Howard 15-54-1; Brunell 1-6; Shelton 1-0.

PASSING (A-C-Y-TD-I): Miami: Marino 25-11-95-1-2; Huard 16-5-46-0-0.

Jacksonville: Fiedler 11-7-172-2-1; Brunell 9-5-105-2-0.

RECEIVING (Rec-Yds-TD): Miami: Gadsden 6-62-1; Konrad 3-30; McDuffie 2-19; Pritchett 2-17; Johnson 2-11; Drayton 1-2.

Jacksonville: Smith 5-136-2; McCardell 4-52; Taylor 1-39-1; Whitted 1-38-1; Shelton 1-12.

INTERCEPTIONS (No-Yds-TD): Miami: Jackson 1-0.

Jacksonville: Beasley 2-5.

SACKS: Miami: Bowens 1; Mixon 1.

Jacksonville: Walker 2; Brackens 1; Leroy 1; Marts 1.

2000 AFC FIRST-ROUND PLAYOFF

DOLPHINS 23, COLTS 17 (OT)
December 30, 2000

Pro Player Stadium
Miami, Fla.

The Miami Dolphins recorded the second-largest comeback win in team playoff history as they rallied from a 14-0 halftime deficit to earn a 23-17 overtime win against the Indianapolis Colts at Pro Player Stadium. The Dolphins faced a fourth-and-six from the Colts' 39 on their first possession of the game, but could not convert. The Colts took over and marched 47 yards in seven plays, en route to a Mike Vanderjagt 32-yard field goal. The Dolphins made it to the Colts' 33 late in the first quarter, but on third-and-14, Chad Cota intercepted a Jay Fiedler pass in the end zone. Vanderjagt lined up to attempt his second field goal in as many series, but the run by holder Hunter Smith on the fake was short of the first down. On the next play from scrimmage, Chad Bratzke intercepted a Fiedler pass and returned it four yards to the Dolphins' 25. That led to a seven-play, 17-yard drive that culminated with a Vanderjagt 26-yard field goal. Fiedler suffered his third interception in as many series three plays later when Cota picked off his second pass of the day, giving the Colts the ball at the Dolphins' 18. Two plays later, Peyton Manning connected with Jerome Pathon for a 17-yard score. That was followed by a Manning to Ken Dilger pass for the two-point conversion. The Dolphins had a chance to put their first points on the board with 31 seconds left in the first half, but Olindo Mare missed wide right on a 38-yard field goal attempt. The Dolphins opened the second half with a two-yard scoring run by Lamar Smith, 6:51 into the half. The Dolphins cut the lead to four points 4:37 into the fourth quarter on a 38-yard field goal by Mare, which capped a nine-play, 53-yard drive. The Colts answered with a nine-play, 45-yard march which ended with a Vanderjagt 50-yard field goal. The Dolphins took over at their own 20 with 4:55 to play in the game, and marched the length of the field in 14 plays towards the game-tying score, a nine-yard touchdown pass from Fiedler to Jed Weaver on third-and-goal, with 34 seconds remaining in the game. Fiedler threw for 52 yards on the drive, as he completed six of 10 passes while also rushing three times for 15 yards. The Colts got into field goal position 5:44 into the overtime period, but Vanderjagt missed wide right on a 49-yard field goal attempt. The Dolphins took over at their own 39, and on the third play from scrimmage, they got into Colts territory at the 48 on a six-yard completion from Fiedler to Jeff Ogden on third-and-three. Eight plays later, Smith gave the Dolphins their third straight victory in the first round of the playoffs on a 17-yard touchdown run with 3:34 left in overtime. Smith's 40 attempts represented a new NFL playoff single-game best. His yardage figure was the second-most ever in an NFL postseason contest.

INDIANAPOLIS	3	11	0	3	0	-	17
MIAMI	0	0	7	10	6	-	23

TEAM	QTR	TIME	PLAY DESCRIPTION	DRIVE INFO	IND	MIA
Colts	1	7:11	Vanderjagt 32 Field Goal	7/47	3	0
Colts	2	5:27	Vanderjagt 26 Field Goal	7/17	6	0
Colts	2	7:13	Pathon, 17 pass from Manning (Manning pass to Dilger)	2/18	14	0
Dolphins	3	6:51	L. Smith, 2 run (Mare kick)	11/70	14	7
Dolphins	4	4:37	Mare 38 Field Goal	9/53	14	10
Colts	4	10:05	Vanderjagt 50 Field Goal	9/45	17	10
Dolphins	4	14:26	Weaver, 9 pass from Fiedler (Mare kick)	14/80	17	17
Dolphins	OT	9:18	L. Smith, 17 run	11/61	17	23

ATT. - 73,193

	Indianapolis	Miami
FIRST DOWNS	14	26
Rushing	6	16
Passing	8	10
Penalty	0	0
3rd-Down Efficiency	2 for 11	8 for 17
4th-Down Efficiency	0 for 1	1 for 2
TOTAL NET YARDS	293	434
Total Net Plays	55	84
Average Gain	5.3	5.2
NET YARDS RUSHING	99	258
Rushes	23	48
Yards per Rush	4.3	5.4
NET YARDS PASSING	194	176
Completed - Attempted	17-32	19-34
Yards per Pass Play	6.1	4.9
Sacked - Yards Lost	0-0	2-9
Had Intercepted	0	3
PUNTS - AVERAGE	4-171-42.8	3-138-46.0
RETURN YARDAGE	62	120
Punts - Return Yards	1-0	3-30
Kickoffs - Return Yards	2-35	4-90
Interceptions - Return Yards	3-27	0-0
PENALTIES - YARDS	1-10	7-55
FUMBLES - LOST	0-0	0-0
RED-ZONE EFFICIENCY	1 for 3	3 for 4
GOAL-TO-GO EFFICIENCY	0 for 1	2 for 2
TIME OF POSSESSION	27:46	43:40

INDIVIDUAL STATISTICS

RUSHING (Att-Yds-TD): Indianapolis: James 21-107; Manning 1-(-2); Smith 1-(-6).

Miami: L. Smith 40-209-2; Fiedler 7-43; Martin 1-6.

PASSING (A-C-Y-TD-I): Indianapolis: Manning 32-17-194-1-0.

Miami: Fiedler 34-19-185-1-3.

RECEIVING (Rec-Yds-TD): Indianapolis: Pathon 5-69-1; Harrison 5-63; James 3-33; Dilger 3-16;

Pollard 1-13.

Miami: McDuffie 4-57; Gadsden 4-38; L. Smith 3-18; Martin 2-21; Johnson 2-18; Denson 2-18;

Weaver 1-9-1; Ogden 1-6.

INTERCEPTIONS (No-Yds-TD): Indianapolis: Cota 2-23; Bratzke 1-4.

Miami: None.

SACKS: Indianapolis: Johnson 1; Belser 0.5; Whittington 0.5.

Miami: None

2000 AFC DIVISIONAL PLAYOFF

RAIDERS 27, DOLPHINS 0
January 6, 2001

Network Associates Coliseum
Oakland, Calif.

The Miami Dolphins suffered the first shutout in the team's playoff history with a 27-0 loss to the Oakland Raiders. The Raiders got on the board first 3:34 into the contest when Tory James intercepted a Jay Fiedler pass and returned it 90 yards for a touchdown, the longest interception return ever against the Dolphins in the postseason. The Raiders opened a ten-point lead with 4:52 to play in the first quarter on a Sebastian Janikowski 36-yard field goal. Janikowski converted his second field goal in as many offensive series when he hit from 33 yards out, 6:24 into the second quarter. The Raiders took a 20-point advantage with 1:53 to play in the first half on a six-yard touchdown pass from Rich Gannon to James Jett on third-and-four. The drive began at the Dolphins' 43 after Charles Woodson recovered a Lamar Smith fumble that was forced by Tory James. The final points of the day were scored on the Raiders' first possession of the second half when Tyrone Wheatley ran it in from two yards out, culminating a 12-play, 54-yard drive that used 6:50 of the clock.

MIAMI	0	0	0	0	-	0
OAKLAND	10	10	7	0	-	27

TEAM	QTR	TIME	PLAY DESCRIPTION	DRIVE INFO	MIA	OAK
Raiders	1	3:24	James, 90 interception return (Janikowski kick)		0	7
Raiders	1	10:08	Janikowski 36 Field Goal	8/46	0	10
Raiders	2	6:24	Janikowski 33 Field Goal	12/78	0	13
Raiders	2	13:57	Jett, 6 pass from Gannon (Janikowski kick)	9/43	0	20
Raiders	3	9:04	Wheatley, 2 run (Janikowski kick)	12/54	0	27

ATT. - 61,998

	Miami	Oakland
FIRST DOWNS	10	20
Rushing	0	10
Passing	8	7
Penalty	2	3
3rd-Down Efficiency	2 for 12	8 for 16
4th-Down Efficiency	1 for 4	0 for 0
TOTAL NET YARDS	205	267
Total Net Plays	56	66
Average Gain	3.7	4.0
NET YARDS RUSHING	41	140
Rushes	17	45
Yards per Rush	2.4	3.1
NET YARDS PASSING	164	127
Completed - Attempted	18-37	12-18
Yards per Pass Play	4.2	6.0
Sacked - Yards Lost	2-12	3-16
Had Intercepted	3	0
PUNTS - AVERAGE	6-205-34.2	5-234-46.8
RETURN YARDAGE	192	152
Punts - Return Yards	4-76	2-26
ickoffs - Return Yards	5-116	1-28
Interceptions - Return Yards	0-0	3-98
PENALTIES - YARDS	8-55	6-40
FUMBLES - LOST	1-1	1-1
RED-ZONE EFFICIENCY	0 for 2	2 for 4
GOAL-TO-GO EFFICIENCY	0 for 0	1 for 1
TIME OF POSSESSION	22:36	37:24

INDIVIDUAL STATISTICS

RUSHING (Att-Yds-TD): Miami: Johnson 3-12; Denson 3-12; Fiedler 3-12; L. Smith 8-5.

Oakland: Wheatley 19-56-1; Kirby 11-37; Gannon 5-31; Jordan 5-15; Kaufman 1-4; Crockett 1-3; Hoying 2-(-2); Jett 1-(-4).

PASSING (A-C-Y-TD-I): Miami: Fiedler 37-18-3, 176 yards, 0 TDs.

Oakland: Gannon 18-12-143-0-0; Hoying 0-0-0-0-0.

RECEIVING (Rec-Yds-TD): Miami: Denson 6-42; Shepherd 4-20; McDuffie 3-43; Martin 2-27; Gadsden 1-33; Johnson 1-7; L. Smith 1-4.

Oakland: Kirby 2-35; Rison 2-28; Brown 2-27; Jordan 2-14; Jett 2-13-1; Brigham 1-17; Crockett 1-9.

INTERCEPTIONS (No-Yds-TD): Miami: None.

Oakland: James 2-98-1; Allen 1-0.

SACKS: Miami: Armstrong 1; Bromell 1; Jones 1.

Oakland: Bryant 1; Coleman 1.

2001 AFC FIRST-ROUND PLAYOFF

RAVENS 20, DOLPHINS 3
January 13, 2002

Pro Player Stadium
Miami, Fla.

The Dolphins dropped their first home playoff game since January 17, 1993, snapping a three-game home playoff win streak. Twan Russell stripped the ball from Jermaine Lewis on the game's opening kickoff and Tommy Hendricks recovered at the Ravens' 24-yard line, leading to an Olindo Mare 33-yard field goal four plays later. The score remained that way until the third play of the second quarter when Terry Allen scored on a four-yard run, culminating a 17-play, 90-yard drive in which Baltimore ran the ball 12 times totaling 61 yards, led by Allen, who rushed for 27 yards on four carries. With just more than a minute remaining in the first half, Jamie Sharper recovered a Travis Minor fumble at the Dolphins' 41-yard line. The Ravens were unable to capitalize, however, as Matt Stover's 40-yard field goal attempt as time expired hit the left upright. Baltimore extended its lead to 11 points with 1:20 to play in the third quarter when Elvis Grbac hit Travis Taylor in the end zone for a four-yard touchdown pass on third-and-goal, capping an 11-play, 99-yard drive. The key play was a 45-yard completion from Grbac to Taylor on third-and-one from the Ravens' 10-yard line. Peter Boulware stripped the ball from Jay Fiedler on a sack on the third play of the fourth quarter, and Boulware recovered at the Dolphins' 37-yard line. That resulted in a Matt Stover 35-yard field goal six plays afterward. Stover added his second field goal in as many series with a 40-yarder with 2:01 to play in the game. That three-pointer came 11 plays after a Duane Starks interception after the Dolphins had made it to the Ravens' 42-yard line. Baltimore rushed for 49 yards on eight attempts on the scoring drive.

BALTIMORE	0	7	7	6	-	20
MIAMI	3	0	0	0	-	3

TEAM	QTR	TIME	PLAY DESCRIPTION	DRIVE INFO	BAL	MIA
Dolphins	1	12:46	Mare 33 Field Goal	4/9/2:03	0	3
Ravens	2	13:34	Allen, 4 run (Stover kick)	17/90/8:51	7	3
Ravens	3	1:20	Taylor, 4 pass from Grbac (Stover kick)	11/99/5:42	14	3
Ravens	4	11:05	Stover 35 Field Goal	6/20/3:33	17	3
Ravens	4	2:01	Stover 40 Field Goal	11/50/6:33	20	3

ATT. - 72,251

	Baltimore	Miami
FIRST DOWNS	20	9
Rushing	12	1
Passing	7	6
Penalty	1	2
3rd-Down Efficiency	10 for 16	3 for 11
4th-Down Efficiency	0 for 0	0 for 1
TOTAL NET YARDS	347	151
Total Net Plays	69	46
Average Gain	5.0	3.3
NET YARDS RUSHING	226	46
Rushes	50	15
Yards per Rush	4.5	3.1
NET YARDS PASSING	121	105
Completed - Attempted	12-18	15-28
Yards per Pass Play	6.4	3.4
Sacked - Yards Lost	1-12	3-17
Had Intercepted	0	1
PUNTS - AVERAGE	4-182-45.5	5-237-47.4
RETURN YARDAGE	51	124
Punts - Return Yards	2-3	2-9
Kickoffs - Return Yards	2-22	5-115
Interceptions - Return Yards	1-26	0-0
PENALTIES - YARDS	5-35	6-36
FUMBLES - LOST	1-1	3-2
RED-ZONE EFFICIENCY	2 for 4	0 for 1
GOAL-TO-GO EFFICIENCY	2 for 2	0 for 0
TIME OF POSSESSION	37:54	22:06

INDIVIDUAL STATISTICS

RUSHING (Att-Yds-TD): Baltimore: Allen 25-109-1; Brookins 10-65; Williams 6-24; Taylor 1-15; Ayanbadejo 2-8; J. Lewis 2-4; Grbac 2-3; Redman 2-(-2).

Miami: Fiedler 3-16; Minor 5-14; Lucas 1-10; Smith 6-6.

PASSING (A-C-Y-TD-I): Baltimore: Grbac 18-12-133-1-0.

Miami: Fiedler 28-15-122-0-1.

RECEIVING (Rec-Yds-TD): Baltimore: Sharpe 4-23; Taylor 2-49-1; Ismail 1-16; Gash 1-13; Heap 1-11; Stokley 1-11; Ayanbadejo 1-7; Brookins 1-3.

Miami: Ward 5-55; McKnight 4-26; Weaver 2-22; Minor 2-4; Gadsden 1-9; Smith 1-6.

INTERCEPTIONS (No-Yds-TD): Baltimore: Starks 1-26.

Miami: None.

SACKS: Baltimore: Boulware 1; Mitchell 1; Sharper 1.

Miami: Galyon 1.

2008 AFC WILD CARD PLAYOFF

RAVENS 27, DOLPHINS 9
January 4, 2009

Dolphin Stadium
Miami, Fla.

The Dolphins dropped their third straight playoff decision, and their second in a row to the Ravens. Miami took a 3-0 lead on their opening series of the game when Dan Carpenter connected on a 19-yard field goal. The Ravens knotted the score on their ensuing series when a Matt Stover 23-yard field goal capped an 11-play, 59-yard drive. The key play was a 31-yard completion from Joe Flacco to Todd Heap, giving the Ravens a first-and-goal from the 4. The Ravens claimed their initial lead of the afternoon when Ed Reed intercepted a Chad Pennington pass and weaved his way 64 yards for a touchdown. Baltimore added three points, 16 seconds before the half on a 31-yard field goal by Stover. The score came four plays after Flacco connected with Derrick Mason for a 31-yard hookup to the Dolphins' 17. The Ravens opened a 17-point advantage 7:27 into the second half on an 8-yard TD run by LeRon McClain. The Dolphins tallied their first touchdown of the day 1:51 into the fourth period on a 2-yard TD pass from Pennington to Ronnie Brown, two plays after Pennington and Davone Bess combined for a 45-yard completion to the Ravens' 5. The PAT was blocked. Flacco finished the scoring on a 5-yard TD run with 3:53 remaining in the contest, as he crossed the goal line three plays after Willis McGahee broke loose for a 48-yard run to the Dolphins' 4.

BALTIMORE	3	10	7	7	-	27
MIAMI	3	0	0	6	-	9

TEAM	QTR	TIME	PLAY DESCRIPTION	DRIVE INFO	BAL	MI
Dolphins	1	8:17	Carpenter 19 Field Goal	8/50/4:15	0	3
Ravens	1	2:47	Stover 23 field goal	11/59/5:30	3	3
Ravens	2	2:30	Reed 64 interception return (Stover kick)		10	3
Ravens	2	0:16	Stover 31 Field Goal	7/46/1:21	13	3
Ravens	3	7:33	McClain 8 run (Stover kick)	4/19/2:09	20	3
Dolphins	4	13:09	Brown 2 pass from Pennington (kick blocked)	5/74/1:51	20	9
Ravens	4	3:53	Flacco 5 run (Stover kick)	8/71/3:44	27	9

ATT. – 74,240

	Baltimore	Miami
FIRST DOWNS	16	18
Rushing	8	5
Passing	7	11
Penalty	1	2
3rd-Down Efficiency	5 for 12	2 for 10
4th-Down Efficiency	0 for 0	0 for 1
TOTAL NET YARDS	286	276
Total Net Plays	56	62
Average Gain	5.1	4.5
NET YARDS RUSHING	151	52
Rushes	33	21
Yards per Rush	4.6	2.5
NET YARDS PASSING	135	224
Completed - Attempted	9-23	25-38
Yards per Pass Play	5.9	5.5
Sacked - Yards Lost	0-0	3-28
Had Intercepted	0	4
PUNTS - AVERAGE	5-217-43.4	3-132-44.0
RETURN YARDAGE	183	79
Punts - Return Yards	2-21	2-10
Kickoffs - Return Yards	2-54	3-69
Interceptions - Return Yards	4-108	0-0
PENALTIES - YARDS	7-59	4-34
FUMBLES - LOST	1-1	2-1
RED-ZONE EFFICIENCY	2 for 4	1 for 3
GOAL-TO-GO EFFICIENCY	2 for 3	1 for 2
TIME OF POSSESSION	26:34	33:26

INDIVIDUAL STATISTICS

RUSHING (Att-Yds-TD): Baltimore: McClain 19-75-1; McGahee 7-62; Flacco 5-8-1; Neal 1-4; T. Smith 1-2.

Miami: Brown 12-19; Williams 4-17; Polite 3-15; Cobbs 1-1; Pennington 1-0.

PASSING (A-C-Y-TD-I): Baltimore: Flacco 23-9-135-0-0.

Miami: Pennington 38-25-252-1-4.

RECEIVING (Rec-Yds-TD): Baltimore: Mason 4-71; Clayton 2-16; Heap 1-31; McGahee 1-9; Neal 1-8.

Miami: Brown 6-43-1; Ginn 5-38; Cobbs 4-55; London 4-38; Martin 3-16; Bess 2-54; Williams 1-8.

INTERCEPTIONS (No-Yds-TD): Baltimore: Reed 2-76-1; Leonhard 1-20; Washington 1-12.

Miami: None.

SACKS: Baltimore: Pryce 1; Suggs 1; Leonhard 0.5; Nakamura 0.5.

Miami: None.

2016 AFC WILD CARD PLAYOFF

STEELERS 30, DOLPHINS 12
January 8, 2017

Heinz Field
Pittsburgh, Pa.

The Dolphins' magical 2016 season came to a disappointing end. The Dolphins quickly fell behind 14-0 and could never recover in a 30-12 loss against the Pittsburgh Steelers in a first-round playoff game at Heinz Field. Antonio Brown and Le'Veon Bell each scored two touchdowns for the Steelers, who racked up 219 yards of offense in the first quarter alone. Brown ended Pittsburgh's first two possessions with touchdown catches of 50 and 69 yards. Bell set a Steelers postseason record with 169 rushing yards. Damien Williams scored the Dolphins' only touchdown on a 4-yard reception with 5:57 left in regulation. Andrew Franks kicked two first-half field goals. The Dolphins committed turnovers on three consecutive possessions, spanning the second and third quarters, the last of which led to Bell's second touchdown after cornerback Tony Lippett tried to time a jump over

the center to block a field goal attempt but instead was offside to give Pittsburgh a first down. Matt Moore, making his fourth consecutive start in place of an injured Ryan Tannehill, completed 29 of 36 passes for 289 yards and one touchdown, but he lost two fumbles and threw an interception. Moore also was sacked five times after being sacked only once in his three starts in the regular season. He left the game for one play in the second quarter after taking a big hit from linebacker Bud Dupree that drew a roughing-the-passer penalty but returned to finish the game. After burning the Steelers for 204 rushing yards in the Dolphins' 30-15 victory at Hard Rock Stadium on Oct. 16, Jay Ajayi was held to only 33 yards on 16 rushing attempts Sunday before leaving the game with a shoulder injury late in the fourth quarter.

MIAMI	3	3	0	6	-	12
PITTSBURGH	14	6	10	0	-	30

TEAM	QTR	TIME	PLAY DESCRIPTION	DRIVE INFO	MIA	PIT
Steelers	1	12:15	Brown, 50 from Roethlisberger (Boswell kick)	5-85, 2:45	0	7
Steelers	1	6:50	Brown, 62 from Roethlisberger (Boswell kick)	6-90, 3:10	0	14
Dolphins	1	3:06	Franks 38 Field Goal	7-39, 3:44	3	14
Steelers	2	12:39	Bell, 1 run (kick failed, hru)	10-83, 5:27	3	20
Dolphins	2	4:52	Franks 47 yd. Field Goal	12-39, 7:47	6	20
Steelers	3	6:32	Boswell 34 Field Goal	8-43, 4:16	6	23
Steelers	3	2:05	Bell, 8 run (Boswell kick)	7-25, 4:18	6	30
Dolphins	4	5:57	D. Williams, 4 pass from Moore (pass failed)	9-70, 4:20	12	30

ATT. - 62,726

	Miami	Pittsburgh
FIRST DOWNS	18	19
Rushing	1	9
Passing	16	7
Penalty	1	3
3rd-Down Efficiency	6 for 14	4 for 9
4th-Down Efficiency	2 for 4	0 for 0
TOTAL NET YARDS	305	367
TOTAL NET PLAYS	62	54
Average Gain	4.9	6.8
Net Yards Rushing	52	179
RUSHES	21	35
Yards per Rush	2.5	5.1
NET YARDS PASSING	253	188
Completed - Attempted	29-36	13-18
Yards per Pass Play	6.2	9.9
Sacked - Yards Lost	5-36	1-9
Had Intercepted	1	2
PUNTS - AVERAGE	2-102-51.0	2-79-39.5
RETURN YARDAGE	155	68
Punts - Return Yards	1-9	1-9
Kickoffs - Return Yards	4-119	4-49
Interceptions - Return Yards	2-27	1-10
PENALTIES - YARDS	6-64	6-60
FUMBLES - LOST	3-2	0-0
RED-ZONE EFFICIENCY	1 for 2	2 for 3
GOAL-TO-GO EFFICIENCY	1 for 2	1 for 2
TIME OF POSSESSION	32:02	27:58

INDIVIDUAL STATISTICS

RUSHING (Att-Yds-TD): Miami: Ajayi 16-33, D. Williams 3-14, M. Thomas 1-3, Moore 1-2.

Pittsburgh: Bell 29-167-2, Roethlisberger 4-10, D. Williams 2-2.

PASSING (A-C-Y-TD-I): Miami: Moore 36-29-289-1-1.

Pittsburgh: Roethlisberger 18-13-197-2-2.

RECEIVING (Rec-Yds-TD): Miami: Landry 11-102, Stills 5-82, Sims 5-34, Parker 4-55, Ajayi 3-12, D. Williams 1-4-1.

Pittsburgh: Brown 5-124-2, Ayers 2-21, Bell 2-7, Rogers 1-19, Heyward-Bey 1-10, Hamilton 1-10, James 1-6.

INTERCEPTIONS (No-Yds-TD): Miami: M. Thomas 1-16, Howard 1-11.

Pittsburgh: R. Shazier 1-10.

SACKS: Miami: N. Suh 1-9.

Pittsburgh: L. Timmons 2-21, J. Harrison 1.5-8, M. Mitchell 1-4, B. Dupree 0.5-3.

DOLPHINS INDIVIDUAL PLAYOFF RECORDS

The following individual records relate solely to service with the Miami Dolphins. They include National Football League playoff and Super Bowl statistics only. Super Bowl games are marked with a "***."

SERVICE

MOST GAMES PLAYED

- 19 Bob Kuechenberg (1970-84)
- 18 Dan Marino (1983-99)
- 13 by six players

MOST STARTS

- 19 Bob Kuechenberg (1970-84)
- 18 Dan Marino (1983-99)
- 13 Kim Bokamper (1977-85)
- 13 Richmond Webb (1990-00)

SCORING

MOST POINTS

Career

- 64 Garo Yepremian (12 games), 28 XPs, 12 FGs
- 60 Larry Csonka (12 games), 10 TDs

Game

- 18 Larry Csonka (12/30/73 vs. Oakland), 3 TDs

MOST TOUCHDOWNS

Career

- 10 Larry Csonka (12 games), 9 run, 1 pass
- 6 Jim Kiick (11 games), 6 run

Game

- 3 Larry Csonka (12/30/73 vs. Oakland), 3 run

MOST FIELD GOALS

Career

- 12 Garo Yepremian (12 games), 20 attempts
- 9 Uwe von Schamann (ten games), 15 attempts
- 9 Olindo Mare (eight games), 11 attempts

Game

- **3 Uwe von Schamann (1/20/85 vs. San Francisco), 3 attempts
- 3 Olindo Mare (1/2/99 vs. Buffalo), 4 attempts

LONGEST FIELD GOALS

- 58 Pete Stoyanovich (1/5/91 vs. Kansas City)
- 51 Fuad Reveiz (1/4/86 vs. Cleveland)
- 51 Pete Stoyanovich (1/17/93 vs. Buffalo)

MOST POINTS AFTER TOUCHDOWNS

Career

- 32 Uwe von Schamann (ten games), 33 attempts
- 28 Garo Yepremian (12 games), 29 attempts

Game

- 6 Uwe von Schamann (1/6/85 vs. Pittsburgh), 6 attempts

- 5 Uwe von Schamann (1/2/82 vs. San Diego), 5 attempts

MOST TWO-POINT CONVERSIONS

Career

- 1 O.J. McDuffie (six games)
- 1 Stanley Pritchett (three games)

Game

- 1 O.J. McDuffie (12/30/95 at Buffalo)
- 1 Stanley Pritchett (1/2/99 vs. Buffalo)

RUSHING

MOST RUSHING YARDS

Career

- 891 Larry Csonka (12 games), 225 attempts
- 454 Tony Nathan (12 games), 118 attempts

Game

- 209 Lamar Smith (12/30/00 vs. Indianapolis), 40 attempts
- **145 Larry Csonka (1/13/74 vs. Minnesota), 33 attempts

MOST RUSHING ATTEMPTS

Career

- 225 Larry Csonka (12 games)
- 118 Tony Nathan (12 games)

Game

- 40 Lamar Smith (12/30/00 vs. Indianapolis), 209 yards (NFL Record)
- **33 Larry Csonka (1/13/74 vs. Minnesota), 145 yards

MOST RUSHING TOUCHDOWNS

Career

- 9 Larry Csonka (12 games)
- 6 Jim Kiick (11 games)

Game

- 3 Larry Csonka (12/30/73 vs. Oakland)
- 2 Four times, last: Lamar Smith (12/30/00 vs. Indianapolis)

MOST 100-YARD RUSHING GAMES

Career

- 4 Larry Csonka (12 games)
- 1 Mercury Morris (ten games)
- 1 Andra Franklin (six games)
- 1 Lamar Smith (three games)

LONGEST RUNS FROM SCRIMMAGE

- **49 Larry Csonka (1/14/73 vs. Washington)
- 37 Larry Seiple (12/31/72 at Pittsburgh)

PASSING

MOST YARDS PASSING

Career

- 4,510 Dan Marino (18 games)
- 1,467 Bob Griese (12 games)

Game

- 422 Dan Marino (12/30/95 at Buffalo), 33 of 64
- 421 Dan Marino (1/6/85 vs. Pittsburgh), 21 of 32

MOST PASS ATTEMPTS

Career

- 687 Dan Marino (18 games)
- 208 Bob Griese (12 games)

Game

- 64 Dan Marino (12/30/95 at Buffalo), 33 completions
- **50 Dan Marino (1/20/85 vs. San Francisco), 29 completions

MOST PASS COMPLETIONS

Career

- 385 Dan Marino (18 games)
- 112 Bob Griese (12 games)

Game

- 33 Dan Marino (12/30/95 at Buffalo), 64 attempts
- 29 Don Strock (1/2/82 vs. San Diego), 43 attempts
- **29 Dan Marino (1/20/85 vs. San Francisco), 50 attempts
- 29 Matt Moore (1/8/17 at Pittsburgh), 36 attempts

MOST CONSECUTIVE PASS COMPLETIONS

- 14 Matt Moore (1/8/17 at Pittsburgh)
- 13 Don Strock (1/2/82 vs. San Diego)

MOST TOUCHDOWN PASSES

Career

- 32 Dan Marino (18 games)
- 10 Bob Griese (12 games)

Game

- 4 Don Strock (1/2/82 vs. San Diego)
- 4 Dan Marino (1/6/85 vs. Pittsburgh)

MOST PASSES HAD INTERCEPTED

Career

- 24 Dan Marino (18 games)
- 12 Bob Griese (12 games)

Game

- 4 Chad Pennington (1/4/09 vs. Baltimore), 38 attempts
- 3 David Woodley (1/23/83 vs. N.Y. Jets), 21 attempts
- 3 Dan Marino (12/30/95 at Buffalo), 64 attempts
- 3 Jay Fiedler (12/30/00 vs. Indianapolis), 34 attempts
- 3 Jay Fiedler (1/6/01 at Oakland), 37 attempts

HIGHEST COMPLETION PERCENTAGE

Career (minimum 50 completions)

- 56.0 Dan Marino (18 games), 385 of 687 attempts
- 53.8 Bob Griese (12 games), 112 of 208 attempts

Game (minimum 12 completions)

- 84.2 David Woodley (1/8/83 vs. New England), 16 of 19 attempts
- 80.6 Matt Moore (1/8/17 at Pittsburgh), 29 of 36 attempts

MOST 300-YARD PASSING GAMES

Career

- 4 Dan Marino (18 games)
- 1 Don Strock (13 games)

LONGEST PASS PLAYS

- **76t David Woodley to Jimmy Cefalo (1/30/83 vs. Washington)
- 75t Bob Griese to Paul Warfield (1/2/72 vs. Baltimore)

RECEIVING

MOST RECEPTIONS

Career

- 65 Tony Nathan (12 games)
- 50 O.J. McDuffie (ten games)

Game

- 11 O.J. McDuffie (12/30/95 at Buffalo), 154 yards
- 11 Jarvis Landry (1/8/17 at Pittsburgh), 102 yards

MOST RECEIVING YARDS

Career

- 717 Paul Warfield (11 games), 21.1 per catch
- 649 Tony Nathan (12 games), 10.0 per catch

Game

- 154 O.J. McDuffie (12/30/95 at Buffalo), 11 receptions
- 148 Mark Duper (1/6/85 vs. Pittsburgh), 5 receptions

MOST RECEIVING TOUCHDOWNS

Career

- 5 Mark Duper (ten games), 32 receptions
- 4 Paul Warfield (11 games), 34 receptions
- 4 Bruce Hardy (13 games), 26 receptions
- 4 Keith Jackson (four games), 19 receptions

Game

- 2 Joe Rose (1/2/82 vs. San Diego)
- 2 Bruce Hardy (1/8/83 vs. New England)
- 2 Mark Duper (1/6/85 vs. Pittsburgh)
- 2 Keith Jackson (1/10/93 vs. San Diego)
- 2 Keith Jackson (1/8/95 at San Diego)

MOST 100-YARD RECEIVING GAMES

Career

- 3 Mark Duper (ten games)
- 3 Tony Nathan (11 games)

PUNTING

MOST PUNTS

Career

- 50 Larry Seiple (11 games), 2,000 yards
- 40 Reggie Roby (ten games), 1,622 yards

Game

- 10 Tom Orosz (1/23/83 vs. N.Y. Jets), 333 yards
- 8 Three times, last: Tom Hutton (1/15/00 at Jacksonville, 356 yards)

HIGHEST PUNTING AVERAGE

Career (minimum 25 punts)

- 40.6 Reggie Roby (ten games), 40 punts
- 40.0 Larry Seiple (11 games), 50 punts

Game (minimum 4 punts)

- 48.6 George Roberts (12/24/78 vs. Houston), 5-243

47.4 Matt Turk (1/13/02 vs. Baltimore), 5-237

LONGEST PUNTS

- 64 Reggie Roby (1/5/91 vs. Kansas City), net 53
- 62 Reggie Roby (1/4/86 vs. Cleveland), net 62

PUNT RETURNS

MOST PUNT RETURNS

Career

- 16 Tom Vigorito (seven games)
- 14 Jake Scott (11 games)

Game

- 6 Nate Jacquet (1/9/00 at Seattle), 10.5 avg.
- 5 Scott Miller (1/10/93 vs. San Diego), 9.0 avg.

MOST PUNT RETURN YARDS

Career

- 129 Tom Vigorito (seven games)
- 113 O.J. McDuffie (ten games)
- 110 Nate Jacquet (four games)

Game

- 66 Jeff Ogden (1/6/01 at Oakland), 3 returns
- 63 Nate Jacquet (1/9/00 at Seattle), 6 returns

LONGEST PUNT RETURNS

- 45 Jeff Ogden (1/6/01 at Oakland)
- 29 Nate Jacquet (1/15/00 at Jacksonville)

HIGHEST PUNT RETURN AVERAGE

Career (minimum 10 returns)

- 8.1 Tom Vigorito (seven games), 16 returns
- 6.8 Jake Scott (ten games), 14 returns

Game (minimum three returns)

- 22.0 Jeff Ogden (1/6/01 at Oakland), 3-66
- 10.5 Nate Jacquet (1/9/00 at Seattle), 6-63

MOST FAIR CATCHES

Career

- 11 Jake Scott (seven games) of 25 punts
- 7 O.J. McDuffie (ten games) of 16 punts

Game

- 4 Jake Scott (12/23/73 vs. Cincinnati) of five punts

KICKOFF RETURNS

MOST KICKOFF RETURNS

Career

- 23 Fulton Walker (nine games)
- 13 Mercury Morris (ten games)

Game

- 8 Marc Logan (1/12/91 at Buffalo), 17.3 average
- 6 Fulton Walker (12/31/83 vs. Seattle), 17.3 average
- 6 Lorenzo Hampton (1/12/86 vs. New England), 15.2 average

MOST KICKOFF RETURN YARDS

Career

- 618 Fulton Walker (nine games)
- 293 Brock Marion (seven games)

Game

- **190 Fulton Walker (1/30/83 vs. Washington), long 98t

138 Marc Logan (1/12/91 at Buffalo), long 44

LONGEST KICKOFF RETURNS

- **98t Fulton Walker (1/30/83 vs. Washington)
- 89t Nat Moore (12/21/74 at Oakland)

HIGHEST KICKOFF RETURN AVERAGE

Career (minimum 10 returns)

- 24.9 O.J. McDuffie (ten games), 10 returns
- 24.4 Brock Marion (seven games), 12 returns

Game (minimum four returns)

- **47.5 Fulton Walker (1/30/83 vs. Washington), 4-190
- 24.2 John Avery (1/9/99 at Denver), 5-121

INTERCEPTIONS

MOST INTERCEPTIONS

Career

- 5 Dick Anderson (11 games)
- 4 by five players

Game

- 3 A.J. Duhe (1/23/83 vs. N.Y. Jets), 36 yards
- 2 Five times, last 1992

LONGEST INTERCEPTION RETURNS

- 62t Dick Anderson (1/2/72 vs. Baltimore), John Unitas
- **55 Jake Scott (1/14/73 vs. Washington), Bill Kilmer

SACKS

MOST SACKS

Career

- 8 Kim Bokamper (13 games)
- 6 Trace Armstrong (eight games)

Game

- 3 Trace Armstrong (1/9/00 at Seattle)
- 2 Bob Heinz (1/2/72 vs. Baltimore)
- 2 Bob Matheson (12/23/73 vs. Cincinnati)
- 2 Kim Bokamper (12/24/78 vs. Houston)
- 2 Kim Bokamper (1/2/82 vs. San Diego)
- 2 A.J. Duhe (1/16/83 vs. San Diego)
- 2 Kim Bokamper (1/23/83 vs. N.Y. Jets)
- 2 Marco Coleman (1/8/95 at San Diego)

FUMBLES

MOST FUMBLES

Career

- 8 Dan Marino (18 games)
- 5 Andra Franklin (six games)

Game

- 3 Andra Franklin (1/8/83 vs. New England)
- 2 Eight times, last Matt Moore (1/8/17 at Pittsburgh)

MOST OWN FUMBLE RECOVERIES

Career

- 3 Dan Marino (18 games)
- 2 Bob Griese (12 games)

Game

- 2 Bob Griese (12/27/70 at Oakland)

MOST OPPONENT FUMBLE RECOVERIES**Career**

- 2 Doug Betters (13 games)
- 2 Larry Gordon (seven games)
- 2 Jake Scott (11 games)

Game

- 2 Larry Gordon (12/31/72 at Pittsburgh)

DOLPHINS TEAM PLAYOFF RECORDS

SCORING**MOST POINTS SCORED**

- 45 1/6/85 vs. Pittsburgh
- 38 1/2/82 vs. San Diego

FEWEST POINTS SCORED

- 0 1/6/01 at Oakland
- **3 1/16/72 vs. Dallas
- 3 12/28/97 at New England
- 3 1/9/99 at Denver
- 3 1/13/02 vs. Baltimore

MOST POINTS ALLOWED

- 62 1/15/00 at Jacksonville
- 44 1/12/91 at Buffalo

FEWEST POINTS ALLOWED

- 0 1/2/72 vs. Baltimore
- 0 1/23/83 vs. N.Y. Jets
- 0 1/10/93 vs. San Diego

MOST POINTS, BOTH TEAMS

- 79 San Diego 41, at Miami 38, OT (1/2/82)
- 78 at Buffalo 44, Miami 34 (1/12/91)

FEWEST POINTS, BOTH TEAMS

- 14 at Miami 14, N.Y. Jets 0 (1/23/83)
- 20 at New England 17, Miami 3 (12/28/97)

MOST DECISIVE WIN

- 31 31-0 vs. San Diego (1/10/93)
- 21 21-0 vs. Baltimore (1/2/72)
- 21 34-13 vs. San Diego (1/16/83)
- 21 31-10 vs. Seattle (12/29/84)

MOST DECISIVE LOSS

- 55 62-7 at Jacksonville (1/15/00)
- 35 38-3 at Denver (1/9/99)

MOST TOUCHDOWNS SCORED BY**Rushing**

- 3 12/30/73 vs. Oakland
- **3 1/13/74 vs. Minnesota

Passing

- 4 1/2/82 vs. San Diego
- 4 1/6/85 vs. Pittsburgh

Interception

- 1 1/2/72 vs. Baltimore
- 1 1/23/83 vs. N. Y. Jets

Punt Return

None

Kickoff Return

- 1 12/21/74 at Oakland
- **1 1/30/83 vs. Washington

Fumble Return

None

Blocked Punt

- 1 12/24/72 vs. Cleveland

MOST TOUCHDOWNS ALLOWED BY**Rushing**

- 3 12/30/79 at Pittsburgh
- 3 12/30/95 at Buffalo
- 3 1/9/99 at Denver
- 3 1/15/00 at Jacksonville

Passing

- 4 12/21/74 at Oakland
- 4 1/15/00 at Jacksonville
- 3 Five times, last 1990

Interception

- 1 12/27/70 at Oakland
- 1 12/23/73 vs. Cincinnati
- 1 12/28/97 at New England
- 1 1/6/01 at Oakland
- 1 1/4/09 vs. Baltimore

Punt Return

- 1 1/2/82 vs. San Diego

Kickoff Return

- 1 1/9/00 at Seattle

Fumble Return

- 1 12/31/72 at Pittsburgh
- **1 1/14/73 vs. Washington
- 1 1/9/99 at Denver
- 1 1/15/00 at Indianapolis

Blocked Punt

None

MOST POINTS IN A QUARTER, DOLPHINS**1st**

- 14 12/23/73 vs. Cincinnati
- **14 1/13/74 vs. Minnesota

2nd

- 21 1/10/93 vs. San Diego
- 20 1/16/83 vs. San Diego

3rd

- 14 1/2/82 vs. San Diego
- 14 12/29/84 vs. Seattle
- 14 1/6/85 vs. Pittsburgh
- 14 1/4/86 vs. Cleveland

4th

- 22 12/30/95 at Buffalo
- 14 1/5/91 vs. Kansas City
- 14 1/12/91 at Buffalo

MOST POINTS IN A QUARTER, OPPONENT**1st**

- 24 1/2/82 vs. San Diego
- 24 1/15/00 at Jacksonville
- 20 12/30/79 at Pittsburgh

2nd

- **21 1/20/85 vs. San Francisco
- 17 1/15/00 at Jacksonville

3rd

14	1/15/00 at Jacksonville
10	12/30/73 vs. Oakland
**10	1/20/85 vs. San Francisco
10	1/17/93 vs. Buffalo
10	12/28/97 at New England
10	1/8/17 at Pittsburgh

4th

14	12/21/74 at Oakland
**14	1/30/83 vs. Washington
14	1/12/91 at Buffalo
14	1/9/99 at Denver

MOST POINTS IN A HALF, DOLPHINS**1st**

27	1/16/83 vs. San Diego
24	1/6/85 vs. Pittsburgh

2nd

22	12/30/95 at Buffalo
21	Three times, last 1986

MOST POINTS IN A HALF, OPPONENT**1st**

41	1/15/00 at Jacksonville
**28	1/20/85 vs. San Francisco
27	1/12/91 at Buffalo

2nd

21	12/21/74 at Oakland
21	1/15/00 at Jacksonville
20	12/31/83 vs. Seattle

FIRST DOWNS

MOST FIRST DOWNS

29	1/16/83 vs. San Diego
28	1/6/85 vs. Pittsburgh

FEWEST FIRST DOWNS

**9	1/30/83 vs. Washington
9	1/13/02 vs. Baltimore
**10	1/16/72 vs. Dallas
10	12/28/97 at New England
10	1/15/00 at Jacksonville
10	1/6/01 at Oakland

MOST FIRST DOWNS ALLOWED

34	1/2/82 vs. San Diego
**31	1/20/85 vs. San Francisco

FEWEST FIRST DOWNS ALLOWED

8	12/29/84 vs. Seattle
10	1/23/83 vs. N.Y. Jets
10	1/10/93 vs. San Diego

MOST FIRST DOWNS BY**Rushing**

18	12/23/73 vs. Cincinnati
18	12/30/73 vs. Oakland

Passing

21	1/2/82 vs. San Diego
20	12/30/95 at Buffalo

Penalty

5	1/2/99 vs. Buffalo
---	--------------------

FEWEST FIRST DOWNS BY**Rushing**

0	1/15/00 at Jacksonville
0	1/6/01 at Oakland
1	1/9/99 at Denver
1	1/13/02 vs. Baltimore
1	1/8/17 at Pittsburgh

Passing

2	12/30/73 vs. Oakland
**2	1/30/83 vs. Washington

MOST FIRST DOWNS ALLOWED BY**Rushing**

18	12/30/95 at Buffalo
**16	1/20/85 vs. San Francisco

Passing

21	1/2/82 vs. San Diego
17	12/31/94 vs. Kansas City

Penalty

3	Five times, last at Pittsburgh, 1/8/17
---	--

FEWEST FIRST DOWNS ALLOWED BY**Rushing**

0	1/9/00 at Seattle
2	1/23/83 vs. N.Y. Jets
2	12/29/84 vs. Seattle

Passing

5	1/4/86 vs. Cleveland
6	Six times, last 1985

TOTAL NET YARDS

MOST NET YARDS GAINED

569	1/6/85 vs. Pittsburgh
502	12/30/95 at Buffalo

FEWEST NET YARDS GAINED

133	1/15/00 at Jacksonville
151	1/13/02 vs. Baltimore

MOST NET YARDS ALLOWED

564	1/2/82 vs. San Diego
**537	1/20/85 vs. San Francisco

FEWEST NET YARDS ALLOWED

139	1/23/83 vs. N.Y. Jets
171	1/9/00 at Seattle

RUSHING

MOST RUSHING YARDS

266	12/30/73 vs. Oakland, 53 att.
258	12/30/00 vs. Indianapolis, 48 att.

FEWEST RUSHING YARDS

14	1/9/99 at Denver
23	1/15/00 at Jacksonville

MOST RUSHING YARDS ALLOWED

341	12/30/95 at Buffalo, 52 att.
**276	1/30/83 vs. Washington, 52 att.

FEWEST RUSHING YARDS ALLOWED

41	1/9/00 at Seattle, 20 att.
51	12/29/84 vs. Seattle, 18 att.

MOST RUSHING ATTEMPTS

56	1/16/83 vs. San Diego, 214 yards
53	Two times, last 1974

FEWEST RUSHING ATTEMPTS

8	1/8/95 at San Diego
**9	1/20/85 vs. San Francisco, 25 yards
11	1/13/93 vs. Buffalo, 33 yards

MOST RUSHING ATTEMPTS, OPPONENT

59	1/12/86 vs. New England, 255 yards
**52	1/30/83 vs. Washington, 276 yards
52	12/30/95 at Buffalo, 341 yards

FEWEST RUSHING ATTEMPTS, OPPONENT

16 1/10/93 vs. San Diego, 70 yards
 17 1/16/83 vs. San Diego, 79 yards

PASSING**MOST NET YARDS PASSING**

435 1/6/85 vs. Pittsburgh
 432 12/30/95 at Buffalo

FEWEST NET YARDS PASSING

26 12/30/73 vs. Oakland
 60 1/23/83 vs. N.Y. Jets

MOST NET YARDS PASSING ALLOWED

415 1/2/82 vs. San Diego
 339 1/12/91 at Buffalo
 339 1/2/99 vs. Buffalo

FEWEST NET YARDS PASSING ALLOWED

62 1/4/86 vs. Cleveland
 71 1/12/86 vs. New England

MOST PASS ATTEMPTS

66 12/30/95 at Buffalo
 **50 1/20/85 vs. San Francisco

FEWEST PASS ATTEMPTS

6 12/30/73 vs. Oakland
 **7 1/13/74 vs. Minnesota

MOST PASS ATTEMPTS, OPPONENT

54 1/2/82 vs. San Diego
 45 1/10/93 vs. San Diego

FEWEST PASS ATTEMPTS, OPPONENT

12 1/2/86 vs. New England
 16 12/27/70 at Oakland

MOST PASS COMPLETIONS

34 12/30/95 at Buffalo
 31 1/2/82 vs. San Diego

FEWEST PASS COMPLETIONS

3 12/30/73 vs. Oakland
 4 Two times, last 1983

MOST PASS COMPLETIONS, OPPONENT

33 1/2/82 vs. San Diego
 28 1/8/95 at San Diego

FEWEST PASS COMPLETIONS, OPPONENT

8 1/27/70 at Oakland
 9 1/24/72 vs. Cleveland
 9 1/4/09 vs. Baltimore

INTERCEPTIONS**MOST INTERCEPTIONS**

5 12/24/72 vs. Cleveland
 5 1/16/83 vs. San Diego
 5 1/23/83 vs. N.Y. Jets

MOST INTERCEPTIONS, OPPONENT

4 1/4/09 vs. Baltimore
 3 12/24/78 vs. Houston
 3 1/23/83 vs. N.Y. Jets
 3 12/30/95 at Buffalo
 3 12/30/00 vs. Indianapolis
 3 1/6/01 at Oakland

PUNTING**MOST PUNTS**

10 1/23/83 vs. N.Y. Jets

9 1/15/00 at Jacksonville

MOST PUNT YARDS

356 1/15/00 at Jacksonville
 333 1/23/83 vs. N.Y. Jets

FEWEST PUNTS

1 12/30/73 vs. Oakland
 1 1/8/83 vs. New England
 1 1/2/99 vs. Buffalo

MOST PUNTS, OPPONENT

10 1/23/83 vs. N.Y. Jets
 7 Six times, last: 1/9/00 at Seattle

MOST PUNT YARDS, OPPONENT

357 1/23/83 vs. N.Y. Jets
 335 1/9/00 at Seattle

FEWEST PUNTS, OPPONENT

1 1/12/91 at Buffalo
 2 Eight times, last at Pittsburgh, 1/8/17

MOST PUNTS, BOTH TEAMS

20 1/23/83 vs. N.Y. Jets
 15 1/10/93 vs. San Diego
 15 1/9/00 at Seattle

FEWEST PUNTS, BOTH TEAMS

3 12/30/73 vs. Oakland
 3 1/12/91 at Buffalo
 3 1/2/99 vs. Buffalo

HIGHEST PUNTING AVERAGE

x-48.6 12/24/72 vs. Houston

HIGHEST PUNTING AVERAGE, OPPONENT

x-51.3 12/31/72 at Pittsburgh

x-minimum 4 punts**SACKS****MOST SACKS**

6-32 1/9/00 at Seattle
 4-29 1/8/83 vs. New England
 4-26 1/23/83 vs. N.Y. Jets

MOST SACKS, OPPONENT

5-31 1/15/00 at Jacksonville
 5-36 1/8/17 at Pittsburgh

FUMBLES**MOST FUMBLES**

6 1/15/00 at Jacksonville
 5 1/12/86 vs. New England

MOST FUMBLES LOST

6-5 1/15/00 at Jacksonville
 5-4 1/12/86 vs. New England

MOST FUMBLES, OPPONENT

4 12/27/70 vs. Oakland
 4 1/2/99 vs. Buffalo
 3 Eight times, last 1994

MOST FUMBLES LOST, OPPONENT

4-4 1/2/99 vs. Buffalo
 3-3 12/30/79 at Pittsburgh
 3-3 1/2/82 vs. San Diego
 3-3 1/8/83 vs. New England

OPPONENTS PLAYOFF RECORDS

The following individual records relate solely to play against the Miami Dolphins. They include National Football League playoff and Super Bowl statistics only. Super Bowl games are marked with a "***."

RUSHING

MOST RUSHING YARDS

Career

- 404 Thurman Thomas, Buffalo (four games)
- 199 Terrell Davis, Denver (one game)

Game

- 199 Terrell Davis, Denver (1/9/99 at Denver), 21 attempts
- 167 Le'Veon Bell, Pittsburgh (1/8/17 at Pittsburgh), 29 attempts

MOST RUSHING ATTEMPTS

Career

- 84 Thurman Thomas, Buffalo (four games)
- 42 Marv Hubbard, Oakland (three games)

Game

- **38 John Riggins, Washington (1/30/83 at Pasadena), 166 yards
- 32 Thurman Thomas, Buffalo (1/12/91 at Buffalo), 117 yards

MOST RUSHING TOUCHDOWNS

Career

- 4 Thurman Thomas, Buffalo (four games)
- 2 Earnest Byner, Cleveland (one game)
- 2 Chuck Muncie, San Diego (two games)
- 2 Curt Warner, Seattle (one game)
- 2 Terrell Davis, Denver (one game)
- 2 Le'Veon Bell, Pittsburgh (one game)

Game

- 2 Earnest Byner, Cleveland (1/4/86 at Miami)
- 2 Thurman Thomas, Buffalo (1/12/91 at Buffalo)
- 2 Curt Warner, Seattle (12/31/83 at Miami)
- 2 Terrell Davis, Denver (1/9/99 at Denver)
- 2 Le'Veon Bell, Pittsburgh (1/8/17 at Pittsburgh)

LONGEST RUNS FROM SCRIMMAGE

- 90t Fred Taylor, Jacksonville (1/15/00 at Jacksonville)
- 66t Earnest Byner, Cleveland (1/4/86 at Miami)

PASSING

MOST YARDS PASSING

Career

- 711 Jim Kelly, Buffalo (three games)
- 645 Joe Montana, S.F., K.C. (two games)

Game

- 433 Dan Fouts, San Diego (1/2/82 at Miami), 33 of 53
- 360 Doug Flutie, Buffalo (1/2/99 at Miami), 21 of 36

MOST PASS ATTEMPTS

Career

- 87 Stan Humphries, San Diego (two games)
- 87 Dan Fouts, San Diego (two games)

Game

- 53 Dan Fouts, San Diego (1/2/82 at Miami), 33 comp.
- 44 Stan Humphries, San Diego (1/10/93 at Miami), 18 comp.

MOST PASS COMPLETIONS

Career

- 50 Joe Montana, S.F., K.C. (two games)
- 48 Dan Fouts, San Diego (two games)
- 48 Jim Kelly, Buffalo (three games)

Game

- 33 Dan Fouts, San Diego (1/2/82 at Miami), 53 attempts
- 28 Stan Humphries, San Diego (1/8/95 at San Diego), 43 attempts

MOST TOUCHDOWN PASSES

Career

- 5 Ken Stabler, Oakland (two games)
- 5 Joe Montana, S.F., K.C. (two games)
- 5 Jim Kelly, Buffalo (three games)

Game

- 4 Ken Stabler, Oakland (12/21/74 at Oakland)
- 3 Tony Eason, New England (1/12/86 at Miami)
- 3 Dan Fouts, San Diego (1/2/82 a Miami)
- 3 Jim Kelly, Buffalo (1/12/91 at Buffalo)
- 3 Mark Malone, Pittsburgh (1/6/85 at Miami)
- **3 Joe Montana, San Francisco (1/20/85 vs. Miami)

MOST PASSES HAD INTERCEPTED

Career

- 6 Dan Fouts, San Diego (two games)
- 6 Stan Humphries, San Diego (two games)

Game

- 5 Dan Fouts, San Diego (1/16/83 at Miami), 34 attempts
- 5 Mike Phipps, Cleveland (12/24/72 at Miami), 23 attempts
- 5 Richard Todd, N.Y. Jets (1/23/83 at Miami), 37 attempts

LONGEST PASS PLAYS

- 82t Daryle Lamonica to Rod Sherman, Oakland (12/27/70 at Oakland)
- 72t Ken Stabler to Cliff Branch, Oakland (12/21/74 at Oakland)

RECEIVING

MOST RECEPTIONS

Career

- 16 Ronnie Harmon, San Diego (two games)
- 14 Kellen Winslow, San Diego (two games)

Game

- 13 Kellen Winslow, San Diego (1/2/82 at Miami), 166 yards

- 9 Lenvil Elliott, Cincinnati (12/23/73 at Miami), 53 yards
- 9 Ronnie Harmon, San Diego (1/10/93 at Miami), 73 yards
- 9 Eric Moulds, Buffalo (1/2/99 at Miami), 240 yards

MOST RECEIVING YARDS

Career

- 240 Eric Moulds, Buffalo (one game)
- 207 Andre Reed, Buffalo (four games)

Game

- 240 Eric Moulds, Buffalo (1/2/99 at Miami), 9 receptions
- 166 Kellen Winslow, San Diego (1/2/82 at Miami), 13 receptions

MOST RECEIVING TOUCHDOWNS

Career

- 3 John Stallworth, Pittsburgh (two games)
- 2 Fred Biletnikoff, Oakland (three games)
- 2 James Brooks, San Diego (two games)
- 2 Roger Craig, San Francisco (one game)
- 2 Andre Reed, Buffalo (four games)
- 2 Jimmy Smith, Jacksonville (one game)
- 2 Antonio Brown, Pittsburgh (one game)

Game

- 2 James Brooks, San Diego (1/2/82 at Miami)
- **2 Roger Craig, San Francisco (1/20/85 vs. Miami)
- 2 Andre Reed, Buffalo (1/21/91 at Buffalo)
- 2 John Stallworth, Pittsburgh (1/6/85 at Miami)
- 2 Jimmy Smith, Jacksonville (1/15/00 at Jacksonville)
- 2 Antonio Brown, Pittsburgh (1/8/17 at Pittsburgh)

FIELD GOALS

MOST FIELD GOALS

Career

- 9 Steve Christie, Buffalo (three games)
- 4 Matt Stover, Baltimore (two games)

Game

- 5 Steve Christie, Buffalo (1/17/93 at Miami) of 6
- 3 Five times, last: Mike Vanderjagt, Indianapolis (12/30/00 at Miami)

LONGEST FIELD GOALS

- 50 Todd Peterson, Seattle (1/9/00 at Seattle)

- 50 Mike Vanderjagt, Indianapolis (12/30/00 at Miami)

INTERCEPTIONS

MOST INTERCEPTIONS

Career

- 3 John Harris, Seattle (two games)

Game

- 2 Ken Schroy, N.Y. Jets (1/23/83 at Miami), 1 yd.
- 2 John Harris, Seattle (12/29/84 at Miami), 45 yds.
- 2 Aaron Beasley, Jacksonville (1/15/00 at Jacksonville), 5 yds.
- 2 Chad Cota, Indianapolis (12/30/00 at Miami)
- 2 Tory James, Oakland (1/6/01 at Oakland)

LONGEST INTERCEPTION RETURNS

- 90t Tory James, Oakland (Jay Fiedler), 1/6/01 at Oakland
- 64t Ed Reed, Baltimore (Chad Pennington), 1/4/09 at Miami

LONGEST PLAYS

PUNTS

- 63 Ray Guy, Oakland (12/30/73 at Miami)
- 60 Bob Walden, Pittsburgh (12/31/72 at Pittsburgh)

PUNT RETURNS

- 56t Wes Chandler, San Diego (1/2/82 at Miami)
- 38 Thom Darden, Cleveland (12/24/72 at Miami)

KICKOFF RETURNS

- 85t Charlie Rogers, Seattle (1/9/00 at Seattle)
- 59 Zachary Dixon, Seattle (12/31/83 at Miami)

FUMBLE RECOVERIES

- 79t Neil Smith, Denver (Oronde Gadsden), 1/9/99 at Denver
- **49t Mike Bass, Washington (Garop Yepremian), 1/14/73 at Los Angeles

ALL-TIME PLAYOFF LEADERS

(**Bold** indicates active player)

RUSHING

	PLAYER	GAMES	ATT.	YDS.	AVG.	LG	TD
1.	Larry Csonka	12	225	891	4.0	49	9
2.	Tony Nathan	12	118	454	3.8	26	3
3.	Mercury Morris	10	95	440	4.6	27	1
4.	Jim Kiick	11	115	401	3.5	27	6
5.	Andra Franklin	6	93	335	3.6	29	2
6.	Lamar Smith	3	54	219	4.1	24	2
7.	Sammie Smith	2	41	181	4.4	17	0
8.	Woody Bennett	10	59	179	3.0	17	4
9.	Bernie Parmalee	7	53	150	2.8	16	1
10.	Karim Abdul-Jabbar	3	35	116	3.3	18	1
11.	J.J. Johnson	5	38	107	2.8	18	1
12.	David Woodley	5	17	102	6.0	12	1
13.	Aaron Craver	4	12	98	8.2	25t	1
14.	Bobby Humphrey	2	31	93	3.0	15	0
15.	Bob Griese	12	13	84	6.5	25	0
16.	Benny Malone	3	14	83	5.9	23t	1
17.	Jay Fiedler	3	13	71	5.5	11	0
18.	Joe Carter	4	9	66	7.3	19	0
19.	Pete Johnson	3	16	61	3.8	14	0
20.	Ron Davenport	2	9	54	6.0	31t	2
21.	David Overstreet	1	9	50	5.6	13	0
22.	Irving Spikes	3	9	49	5.4	23	0
23.	Leroy Harris	1	9	43	4.8	9	0
24.	Delvin Williams	2	21	42	2.0	9	0
25.	Autry Denson	4	16	41	2.6	17	0
26.	Larry Seiple	11	1	37	37.0	37	0
27.	Paul Warfield	11	4	34	8.5	25	0
28.	Jay Ajayi	1	16	33	2.1	8	0
29.	O.J. McDuffie	10	3	31	10.3	19	0
30.	Marc Logan	2	12	23	1.9	7	0
31.	Keith Byars	1	4	22	5.5	10	0
32.	Ronnie Brown	1	12	19	1.6	6	0
33.	John Kidd	4	1	18	18.0	18	0
34.	Don Nottingham	6	2	17	8.5	12	0
	Tom Vigorito	7	4	17	4.3	6	0
	Ricky Williams	1	4	17	4.3	7	0
37.	Stanley Pritchett	5	8	16	2.0	7	0
38.	Lousaka Polite	1	3	15	5.0	11	0
39.	Damien Williams	1	3	14	4.7	15	0
	Travis Minor	1	5	14	2.8	5	0
41.	Gary Davis	1	2	12	6.0	9	0
42.	Tom Orosz	5	1	11	11.0	11	0
43.	Ray Lucas	1	1	10	10.0	10	0
44.	Eddie Hill	12	3	8	2.7	4	0
	Terry Kirby	1	2	8	4.0	7	1
	Charles Leigh	9	1	8	8.0	8	0
47.	Nat Moore	13	1	7	7.0	7	0
48.	Tony Martin	8	1	6	6.0	6	0
49.	Jerris McPhail	1	1	4	4.0	4	0
50.	John Avery	2	1	3	3.0	3	0
	Michael Thomas	1	1	3	3.0	3	0
	Earl Morrall	2	4	3	0.8	3	0
53.	Matt Moore	1	1	2	2.0	2	0
	Tony Paige	4	1	2	2.0	2	0
55.	Patrick Cobbs	1	1	1	1.0	1	0
	Duriel Harris	7	1	1	1.0	1	0
	Dan Marino	18	15	1	0.1	5	1
58.	Norm Bulaich	2	2	0	0.0	0	0
	Mark Clayton	10	1	0	0.0	0	0

	PLAYER	GAMES	ATT.	YDS.	AVG.	LG	TD
	Damon Huard	4	3	0	0.0	2	0
	Chad Pennington	1	1	0	0.0	0	0
62.	Scott Mitchell	2	1	-1	-1.0	-1	0
63.	Don Strock	13	1	-2	-2.0	-2	0
64.	James Saxon	4	2	-3	-1.5	0	0
65.	Jim Jensen	13	2	-6	-3.0	-3	0
66.	Tom Hutton	2	1	-8	-8.0	-8	0
67.	George Roberts	2	1	-9	-9.0	-9	0

PASSING

	PLAYER	GAMES	ATT.	COMP.	YDS.	PCT.	TD	INT	RATE
1.	Dan Marino	18	687	385	4510	56.0	32	24	77.1
2.	Bob Griese	12	208	112	1467	53.8	10	12	68.3
3.	David Woodley	5	81	48	645	59.3	0	1	74.4
4.	Don Strock	13	62	38	551	61.3	4	3	91.5
5.	Jay Fiedler	3	99	52	483	52.5	1	7	40.1
6.	Matt Moore	1	36	29	289	80.6	1	1	97.8
7.	Chad Pennington	1	38	25	252	65.8	1	4	53.7
8.	Earl Morrall	2	24	13	139	54.2	1	1	67.9
9.	Damon Huard	4	16	5	46	31.3	0	0	40.6
10.	Tony Nathan	12	2	2	34	1.000	0	0	118.8
11.	Bernie Kosar	1	1	1	10	1.000	0	0	108.3
12.	Marlin Briscoe	7	1	0	0	0.0	0	1	0.0
	Mark Clayton	10	1	0	0	0.0	0	0	39.6
	O.J. McDuffie	10	1	0	0	0.0	0	0	39.6

RECEIVING

	PLAYER	GAMES	NO.	YDS.	AVG.	LG	TD
1.	Tony Nathan	12	65	649	10.0	39	2
2.	O.J. McDuffie	10	50	603	12.1	31	1
3.	Paul Warfield	11	34	717	21.1	75t	4
4.	Mark Duper	10	32	595	18.6	64t	5
5.	Mark Clayton	10	31	498	16.1	40t	3
6.	Bruce Hardy	13	26	336	12.9	50t	4
7.	Nat Moore	12	23	291	12.7	40	3
	Oronde Gadsden	7	23	288	12.5	52	2
9.	Duriel Harris	7	19	303	15.9	36	1
	Keith Jackson	4	19	262	13.8	31	4
11.	Joe Rose	11	18	260	14.4	35	2
	Jim Kiick	11	18	115	6.4	21	0
13.	Tony Martin	8	17	224	13.2	23	1
14.	Bernie Parmalee	7	16	130	8.1	26	0
15.	Irving Fryar	3	14	170	12.1	24	1
16.	Howard Twilley	11	13	186	14.3	28t	1
17.	Jimmy Cefalo	10	12	297	24.8	76t	2
18.	Jarvis Landry	1	11	102	9.3	17	0
	Tony Paige	4	11	50	4.5	9	2
20.	Lamar Thomas	3	10	129	12.9	42	1
	Marv Fleming	10	10	114	11.4	27	1
22.	Tom Vigorito	7	9	103	11.4	33	0
	Jim Mandich	11	9	86	9.6	19	1
	Bobby Humphrey	2	9	71	7.9	20	0
	Aaron Craver	4	9	71	7.9	15	0
26.	Dan Johnson	5	8	84	10.5	21	3
	Terry Kirby	1	8	68	8.5	19	0
	Autry Denson	4	8	60	7.5	14	0
29.	J.J. Johnson	5	7	39	5.6	11	0
	Delvin Williams	2	7	34	4.9	8	0
31.	Ronnie Brown	1	6	43	7.2	23	1
32.	Kenny Stills	1	5	82	16.4	36	0
	Ferrell Edmunds	4	5	70	14.0	37	0
	Dedric Ward	1	5	55	11.0	19	0
	Jim Jensen	13	5	49	9.8	12	0
	Stanley Pritchett	5	5	40	8.0	12	0
	Ted Ginn, Jr.	1	5	38	7.6	9	0
	Dion Sims	1	5	34	6.8	17	0
	Troy Drayton	3	5	30	6.0	10	0

	PLAYER	GAMES	NO.	YDS.	AVG.	LG	TD
	Jerris McPhail	1	5	28	5.6	16	0
	Lamar Smith	3	5	28	5.6	8	0
42.	Patrick Cobbs	1	4	55	13.8	30	0
	DeVante Parker	1	4	55	13.8	37	0
	Marlin Briscoe	7	4	42	10.5	18	0
	Brandon London	1	4	38	9.5	10	0
	Rob Konrad	4	4	37	9.3	13	0
	Keith Byars	1	4	30	7.5	12	0
	Larry Csonka	12	4	26	6.5	9t	1
	James McKnight	1	4	26	6.5	12	0
	Leslie Shepherd	1	4	20	5.0	11	0
51.	Mike Williams	4	3	44	14.7	19	1
	Ed Perry	6	3	32	10.7	22	0
	Sammie Smith	2	3	31	10.3	13	0
	Jed Weaver	3	3	31	10.3	20	1
	James Saxon	4	3	29	9.7	9	0
	Ron Davenport	2	3	23	7.7	9	0
	David Martin	1	3	16	5.3	15	0
	Jay Ajayi	1	3	12	4.0	5	0
	Karim Abdul-Jabbar	3	3	9	3.0	5	0
	Mercury Morris	10	3	9	3.0	9	0
61.	Randal Hill	1	2	59	29.5	45t	1
	Davone Bess	1	2	54	27.0	45	0
	Gary Clark	1	2	41	20.5	31	0
	Willie Richardson	1	2	30	15.0	19	1
	Woody Bennett	10	2	26	13.0	20	0
	Gary Davis	1	2	24	12.0	14	0
	Andre Tillman	1	2	24	12.0	13t	1
	Fred Banks	2	2	18	9.0	13	0
	Norm Bulaich	2	2	14	7.0	8	0
	Ronnie Lee	11	2	12	6.0	6t	1
	Marc Logan	2	2	8	4.0	6	0
	Travis Minor	1	2	4	2.0	4	0
	Eddie Hill	12	2	3	1.5	2	0
74.	Leroy Harris	1	1	21	21.0	21	0
	Brett Perriman	1	1	13	13.0	13	0
	Charles Jordan	1	1	11	11.0	11	0
	Scott Miller	4	1	10	10.0	10	0
	Don Nottingham	6	1	9	9.0	9	0
	Tim Ruddy	11	1	8	8.0	8	0
	Ricky Williams	1	1	8	8.0	8	0
	Hunter Goodwin	5	1	6	6.0	6	0
	Nate Jacquet	4	1	6	6.0	6	0
	Jeff Ogden	3	1	6	6.0	6	0
	Rich Diana	4	1	5	5.0	5	0
	Damien Williams	1	1	4	4.0	4t	1
	Joe Carter	4	1	2	2.0	2t	0
	Roy Foster	12	1	2	2.0	2t	1
	Ronnie Williams	3	1	1	1.0	1	1
	Bob Torrey	1	1	0	0.0	0	0

SCORING

	PLAYER	GAMES	TD	TDR	TDP	TDRT	FG	PAT	PTS.
1.	Garo Yepremian	12	0	0	0	0	12	28	64
2.	Larry Csonka	12	10	9	1	0	0	0	60
3.	Uwe von Schamann	10	0	0	0	0	9	32	59
4.	Pete Stoyanovich	7	0	0	0	0	7	19	40
5.	Jim Kiick	11	6	6	0	0	0	0	36
6.	Olindo Mare	8	0	0	0	0	9	6	33
7.	Mark Duper	10	5	0	5	0	0	0	30
	Tony Nathan	11	5	3	2	0	0	0	30
9.	Woody Bennett	10	4	4	0	0	0	0	24
	Bruce Hardy	13	4	0	4	0	0	0	24
	Keith Jackson	4	4	0	4	0	0	0	24
	Nat Moore	13	4	0	3	1	0	0	24
	Paul Warfield	11	4	0	4	0	0	0	24
14.	Mark Clayton	10	3	0	3	0	0	0	18

	PLAYER	GAMES	TD	TDR	TDP	TDRT	FG	PAT	PTS.
	Dan Johnson	5	3	0	3	0	0	0	18
16.	Jimmy Cefalo	10	2	0	2	0	0	0	12
	Ron Davenport	2	2	2	0	0	0	0	12
	Andra Franklin	6	2	2	0	0	0	0	12
	Oronde Gadsden	7	2	0	2	0	0	0	12
	Tony Paige	4	2	0	2	0	0	0	12
	Joe Rose	11	2	0	2	0	0	0	12
	Lamar Smith	3	2	2	0	0	0	0	12
23.	O.J. McDuffie	10	1	0	1	0	0	0	8#
24.	Fuad Reveiz	2	0	0	0	0	1	5	8
25.	Karim Abdul-Jabbar	3	1	1	0	0	0	0	6
	Dick Anderson	11	1	0	0	1	0	0	6
	Charlie Babb	9	1	0	0	1	0	0	6
	Ronnie Brown	1	1	0	1	0	0	0	6
	Aaron Craver	4	1	1	0	0	0	0	6
	A.J. Duhe	11	1	0	0	1	0	0	6
	Randal Hill	1	1	0	1	0	0	0	6
	Marv Fleming	10	1	0	1	0	0	0	6
	Roy Foster	12	1	0	1	0	0	0	6
	Andrew Franks	1	0	0	0	0	2	0	6
	Irving Fryar	3	1	0	1	0	0	0	6
	Duriel Harris	7	1	0	1	0	0	0	6
	J.J. Johnson	5	1	1	0	0	0	0	6
	Terry Kirby	1	1	1	0	0	0	0	6
	Ronnie Lee	11	1	0	1	0	0	0	6
	Benny Malone	3	1	1	0	0	0	0	6
	Jim Mandich	11	1	0	1	0	0	0	6
	Dan Marino	18	1	1	0	0	0	0	6
	Tony Martin	8	1	0	1	0	0	0	6
	Mercury Morris	10	1	1	0	0	0	0	6
	Bernie Parmalee	7	1	1	0	0	0	0	6
	Willie Richardson	1	1	0	1	0	0	0	6
	Lamar Thomas	3	1	0	1	0	0	0	6
	Andre Tillman	1	1	0	1	0	0	0	6
	Howard Twilley	11	1	0	1	0	0	0	6
	Fulton Walker	9	1	0	0	1	0	0	6
	Jed Weaver	3	1	0	1	0	0	0	6
	Damien Williams	1	1	0	1	0	0	0	6
	Mike Williams	4	1	0	1	0	0	0	6
	Ronnie Williams	3	1	0	1	0	0	0	6
	David Woodley	5	1	1	0	0	0	0	6
56.	Dan Carpenter	1	0	0	0	0	1	0	3
57.	Stanley Pritchett	5	0	0	0	0	0	0	2#

– two point conversion

INTERCEPTIONS

	PLAYER	GAMES	NO.	YDS.	AVG.	LG	TD
1.	Dick Anderson	11	5	107	21.4	62	1
2.	Jake Scott	11	4	76	19.0	55	0
	Gerald Small	7	4	42	10.5	18	0
	A.J. Duhe	11	4	36	9.0	35	1
	Glenn Blackwood	11	4	27	6.8	19	0
	Lyle Blackwood	9	4	11	2.8	8	0
7.	Curtis Johnson	11	3	43	14.3	33	0
	Troy Vincent	5	3	2	0.7	2	0
9.	J.B. Brown	7	2	56	28.0	32	0
	Brock Marion	7	2	50	25.0	31	0
	Nick Buoniconti	11	2	38	19.0	32	0
	Don McNeal	10	2	36	18.0	20	0
	Louis Oliver	5	2	21	10.5	21	0
	Mike Kolen	10	2	16	8.0	11	0
	Doug Swift	11	2	12	6.0	12	0
	Jarvis Williams	4	2	0	0.0	0	0
17.	William Judson	10	1	34	34.0	34	0
	Bob Matheson	12	1	29	29.0	29	0
	Gene Atkins	3	1	26	26.0	26	0

PLAYER	GAMES	NO.	YDS.	AVG.	LG	TD
Michael Thomas	1	1	16	16.0	16	0
Frankie Smith	2	1	14	14.0	14	0
Xavien Howard	1	1	11	11.0	11	0
Bryan Cox	5	1	7	7.0	7	0
Terrell Buckley	6	1	6	6.0	6	0
Paul Lankford	12	1	2	2.0	2	0
Calvin Jackson	6	1	0	0.0	0	0
Michael Stewart	3	1	0	0.0	0	0

THE LAST TIME IN THE PLAYOFFS (TEAM)...

BY DOLPHINS		BY OPPONENT
23-17, vs. Indianapolis, 12/30/00	WON IN OVERTIME	38-41, vs. San Diego, 1/2/82
31-0, vs. San Diego, 1/10/93	SHUTOUT AN OPPONENT	0-27, at Oakland, 1/6/01
31-0, vs. San Diego, 1/10/93	WON BY 20+ POINTS	0-27, at Oakland, 1/6/01
22 (4th quarter), at Buffalo, 12/30/95	SCORED 20+ POINTS IN A QUARTER	21 (2nd quarter), vs. San Francisco (SB XIX), 1/20/85
21 (1st half), at San Diego, 1/8/95	SCORED 20+ POINTS IN A HALF	20 (1st half), at Pittsburgh, 1/8/17
31-0, vs. San Diego, 1/10/93	HELD OPPONENT WITHOUT A TD	3-20, vs. Baltimore, 1/13/02
vs. Houston, 12/24/78	SCORED SAFETY	at San Diego, 1/8/95

THE LAST TIME IN THE PLAYOFFS (OFFENSE)...

BY DOLPHINS		BY OPPONENT
Has never happened	600+ NET YARDS OF OFFENSE	Has never happened
502, at Buffalo, 12/30/95	500+ NET YARDS OF OFFENSE	520, at Jacksonville, 1/15/00
434, vs. Indianapolis, 12/30/00	400+ NET YARDS OF OFFENSE	520, at Jacksonville, 1/15/00
Has never happened	300+ NET RUSHING YARDS	341, at Buffalo, 12/30/95
258, vs. Indianapolis, 12/30/00	200+ NET RUSHING YARDS	226, vs. Baltimore, 1/13/02
209, Lamar Smith, vs. Indianapolis, 12/30/00	200-YARD RUSHING GAME	Has never happened
209, Lamar Smith, vs. Indianapolis, 12/30/00	100-YARD RUSHING GAME	167, Le'Veon Bell, at Pittsburgh, 1/8/17
Has never happened	TWO 100-YARD RUSHERS	Has never happened

BY DOLPHINS		BY OPPONENT
2, Lamar Smith, vs. Indianapolis, 12/30/00	2+ RUSHING TOUCHDOWNS	2, Le'Veon Bell, at Pittsburgh, 1/8/17
432, at Buffalo, 12/30/95	400+ NET PASSING YARDS (TEAM)	415, vs. San Diego, 1/2/82
432, at Buffalo, 12/30/95	300+ NET PASSING YARDS (TEAM)	339, vs. Buffalo, 1/2/99
64, Dan Marino, at Buffalo, 12/30/95	50+ PASS ATTEMPTS	53, Dan Fouts, vs. San Diego, 1/2/82
43, Dan Marino, at New England, 12/28/97	40+ PASS ATTEMPTS	43, Stan Humphries, at San Diego, 1/8/95
33, Dan Marino, at Buffalo, 12/30/95	30+ COMPLETIONS	33, Dan Fouts, vs. San Diego, 1/2/82
29, Matt Moore, at Pittsburgh, 1/8/17	25+ COMPLETIONS	28, Stan Humphries, at San Diego, 1/8/95
at Buffalo, 12/30/95	NO SACKS ALLOWED	vs. Baltimore, 1/4/09
Has never happened	PERFECT PASSER RATING (158.3) (MIN. 20 ATTEMPTS)	Has never happened
422, Dan Marino, at Buffalo, 12/30/95	300+ YARD PASSER	360, Doug Flutie, vs. Buffalo, 1/2/99
4, Dan Marino, vs. Pittsburgh, 1/6/85	4+ TD PASSES	4, Ken Stabler, at Oakland, 12/21/74
3, Dan Marino, at San Diego, 1/8/95	3+ TD PASSES	3, Joe Montana, vs. San Francisco (SB XIX), 1/20/85
Has never happened	15+ RECEPTIONS	Has never happened
11, Jarvis Landry, at Pittsburgh, 1/8/17	10+ RECEPTIONS	13, Kellen Winslow, vs. San Diego, 1/2/82
Has never happened	200-YARD RECEIVER	240, Eric Moulds, vs. Buffalo, 1/2/99
154, O.J. McDuffie, at Buffalo, 12/30/95	150-YARD RECEIVER	240, Eric Moulds, vs. Buffalo, 1/2/99
102, Jarvis Landry, at Pittsburgh, 1/8/17	100-YARD RECEIVER	124, Antonio Brown, at Pittsburgh, 1/8/17
Mark Duper (148) and Tony Nathan (114), vs. Pittsburgh, 1/6/85	TWO 100-YARD RECEIVERS IN SAME GAME	James Lofton (149) and Andre Reed (122), at Buffalo, 1/12/91
111 (2nd half), O.J. McDuffie, at Buffalo, 12/30/95	100-YARDS RECEIVING IN A HALF	125 (1st half), Antonio Brown, at Pittsburgh, 1/8/17
Has never happened	3+ TD RECEPTIONS	Has never happened
2, Keith Jackson, at San Diego, 1/8/85	2+ TD RECEPTIONS	2, Antonio Brown, at Pittsburgh, 1/8/17

BY DOLPHINS		BY OPPONENT
at Seattle, 1/9/00	NO TURNOVERS	vs. Indianapolis, 12/30/00
Stanley Pritchett, vs. Buffalo, 1/2/99	SUCCESSFUL 2-POINT CONVERSION	Peyton Manning to Ken Dilger, vs. Indianapolis, 12/30/00

THE LAST TIME IN THE PLAYOFFS (DEFENSE)...

BY DOLPHINS		BY OPPONENT
Has never happened	HELD OPPONENT UNDER 100 YARDS OF TOTAL OFFENSE	Has never happened
139, vs. N.Y. Jets, 1/23/83	HELD OPPONENT UNDER 150 YARDS OF TOTAL OFFENSE	133, at Jacksonville, 1/15/00
171, at Seattle, 1/9/00	HELD OPPONENT UNDER 200 YARDS OF TOTAL OFFENSE	151, vs. Baltimore, 1/13/02
286, vs. Baltimore, 1/4/09	HELD OPPONENT UNDER 300 YARDS OF TOTAL OFFENSE	276, vs. Baltimore, 1/4/09
Has never happened	HELD OPPONENT UNDER 30 YARDS RUSHING	23, at Jacksonville, 1/15/00
41, at Seattle, 1/9/00	HELD OPPONENT UNDER 50 YARDS RUSHING	46, vs. Baltimore, 1/13/02
41, at Seattle, 1/9/00	HELD OPPONENT UNDER 75 YARDS RUSHING	52, at Pittsburgh, 1/8/17
99, vs. Indianapolis, 12/30/00	HELD OPPONENT UNDER 100 YARDS RUSHING	52, at Pittsburgh, 1/8/17
71, vs. New England, 1/12/86	HELD OPPONENT UNDER 100 YARDS NET PASSING	80, vs. Washington (SB XVII), 1/30/83
135, vs. Baltimore, 1/4/09	HELD OPPONENT UNDER 150 YARDS NET PASSING	105, vs. Baltimore, 1/13/02
35t, A.J. Duhe, vs. N.Y. Jets, 1/23/83	INTERCEPTION RETURN FOR A TD	64t, Ed Reed, vs. Baltimore, 1/4/09
3, A.J. Duhe, vs. N.Y. Jets, 1/23/83	3+ INTERCEPTIONS	Has never happened
2, Troy Vincent, vs. San Diego, 1/10/93	2+ INTERCEPTIONS	2, Ed Reed, vs. Baltimore, 1/4/09
Has never happened	7+ SACKS BY TEAM	Has never happened
6, at Seattle, 1/9/00	6+ SACKS BY TEAM	Has never happened
6, at Seattle, 1/9/00	5+ SACKS BY TEAM	5, at Pittsburgh, 1/8/17
Has never happened	4+ SACKS	Has never happened

BY DOLPHINS		BY OPPONENT
3, Trace Armstrong, at Seattle, 1/9/00	3+ SACKS	Has never happened
3, Trace Armstrong, at Seattle, 1/9/00	2+ SACKS	2, Lawrence Timmons, at Pittsburgh, 1/8/17
Has never happened	FUMBLE RECOVERED FOR TOUCHDOWN	16t, Tony Brackens, at Jacksonville, 1/15/00

THE LAST TIME IN THE PLAYOFFS (SPECIAL TEAMS)...

BY DOLPHINS		BY OPPONENT
98t, Fulton Walker, vs. Washington (SB XVII), 1/30/83	KICKOFF RETURN FOR A TD	85t, Charlie Rogers, at Seattle, 1/9/00
Has never happened	PUNT RETURN FOR A TD	56t, Wes Chandler, vs. San Diego, 1/2/82
Charlie Babb, vs. Cleveland, 12/24/72	BLOCKED PUNT RECOVERED FOR A TD	Has never happened
Don McNeal, vs. N.Y. Jets, 1/23/83	BLOCKED PUNT	Corey Chamblin, at Jacksonville, 1/15/00
Dan Carpenter, vs. Baltimore, 1/4/09	MISSED PAT	Chris Boswell, at Pittsburgh, 1/8/17
William Judson, vs. Seattle, 12/31/83	BLOCKED FIELD GOAL	Leroy Jones, vs. San Diego, 1/2/82
Has never happened	BLOCKED FIELD GOAL RETURNED FOR TD	Has never happened
Has never happened	6+ FIELD GOALS MADE	Has never happened
Has never happened	5+ FIELD GOALS MADE	5, Steve Christie, vs. Buffalo, 1/17/93
Has never happened	4+ FIELD GOALS MADE	5, Steve Christie, vs. Buffalo, 1/17/93
3, Olindo Mare, vs. Buffalo, 1/2/99	3+ FIELD GOALS MADE	3, Mike Vanderjagt, vs. Indianapolis, 12/30/00

HONORS

ALL-NFL (FIRST TEAM)

Will Allen (cornerback) – SI 2007.
Dick Anderson (safety) – AP 1972-73; Writers 1972-73; NEA 1972-74; PFW 1973.
Bob Baumhower (defensive tackle) – SN 1981; AP 1983; PFW 1983.
Doug Betters (defensive end) – AP 1983; NEA 1983; SN 1983; Writers 1983; PFW 1983.
Vernon Carey (tackle) – SI 2009.
Larry Csonka (fullback) – AP 1971, 1973; PFW 1972-73; Writers 1971.
Mark Dixon (guard) – SI 2000.
Brandon Fields (punter) – SN 2013.
Bob Griese (quarterback) – AP 1971, 1977; Writers 1971, 1977; NEA 1971; PFW 1971, 1977.
Duriel Harris (kick returner) – PFW 1976.
Keith Jackson (tight end) – SN 1992.
Bob Kuechenberg (guard) – NEA 1975; AP 1978; PFW 1978.
Eric Laakso (tackle) – SN 1983.
Jarvis Landry (punt returner) – PFF 2015.
Jim Langer (center) – AP 1974-75, 1977; Writers 1974-77; NEA 1974-77; PFW 1974-77.
Larry Little (guard) – Writers 1971-75, 1977; AP 1971-75; PFW 1971-73, 1975; NEA 1972-73.
Jake Long (tackle) – SN 2009-10; AP 2010; PFW 2010; SI 2010.
Sam Madison (cornerback) – AP 1999-00; PFW 1999-00; SI 1999; SN 1999-00.
Olindo Mare (kicker) – AP 1999, PFW 1999, SN 1999.
Dan Marino (quarterback) – AP 1984-86; Writers 1984-86; NEA 1984; PFW 1984-86; SN 1984-86.
Nat Moore (wide receiver) – AP 1977; Writers 1977.
Earl Morrall (quarterback) – AP 1972.
Tony Nathan (kick returner) – AP 1979.
Ed Newman (guard) – NEA 1982; AP 1984; PFW 1984.
John Offerdahl (linebacker) – AP 1990; Writers 1990; PFW 1990; SN 1990; NEA 1990.
Lousaka Polite (fullback) – SI 2009.
Fuad Reveiz (kicker) – PFW 1985.
Reggie Roby (punter) – AP 1984; Writers 1984; NEA 1984; PFW 1984-85; SN 1984.
Jake Scott (safety) – Writers 1973; AP 1973-74; PFW 1972, 1974.
Bill Stanfill (defensive end) – AP 1972; Writers 1973; NEA 1973.
Dwight Stephenson (center) – Writers 1983-87; NEA 1983-86; PFW 1983-87; AP 1984-87; SN 1984-86.
Pete Stoyanovich (kicker) – NEA 1991; AP 1992; SN 1992.
Patrick Surtain (cornerback) – AP 2002; FD 2002; PFW 2002; SI 2000; SN 2002-03.
Jason Taylor (defensive end) – AP 2000, 2002, 2006; FD 2002; PFW 2000, 2002, 2006; SI 2002, 2006; SN 2000, 2002, 2006.
Michael Thomas (special teams) – PFF 2015.
Zach Thomas (linebacker) – AP 1998-99, 2002-03, 2006; SI 2003, 2005.
Cameron Wake (linebacker/defensive end) – SN 2010, 2012; AP 2012; PFW 2012; SI 2012.
Fulton Walker (kick returner) – Writers 1983; PFW 1983; SN 1983.
Paul Warfield (wide receiver) – AP 1971, 1973; NEA 1971-72; Writers 1971; PFW 1971.
Richmond Webb (tackle) – AP 1992, 1994; SN 1992, 1994; PFW 1994; Writers 1994.
Delvin Williams (running back) – AP 1978.
Ricky Williams (running back) – AP 2002; FD 2002; PFW 2002; SN 2002.
Garo Yepremian (kicker) – Writers 1971, 1973; AP 1971, 1973; PFW 1971, 1973; NEA 1973.

ALL-NFL (SECOND TEAM)†

Dick Anderson (safety) – Writers 1973.
Trace Armstrong (defensive end) – AP 2000.
Jay Ajayi (running back) – PFF 2016.
Bob Baumhower (defensive tackle) – AP 1979, 1981-82, 1984; NEA 1981-82.
Nick Buoniconti (linebacker) – AP 1972; Writers 1972; PFW 1973.
Mark Clayton (wide receiver) – AP 1984.
Larry Csonka (fullback) – AP 1972; Writers 1972; NEA 1973.
Manny Fernandez (defensive tackle) – NEA 1973.
Brandon Fields (punter) – AP 2013.
Tim Foley (safety) – NEA 1979.
Irving Fryar (wide receiver) – AP 1994.
Brent Grimes (cornerback) – AP 2014.
Keith Jackson (tight end) – AP 1992.
Bob Kuechenberg (guard) – Writers 1975; NEA 1977-78.
Jim Langer (center) – PFW 1973; AP 1976; NEA 1978.
Larry Little (guard) – NEA 1975, 1978; AP 1977-78.
Jake Long (tackle) – AP 2009.

Sam Madison (cornerback) – AP 1998; AP 2001.
Dan Marino (quarterback) – AP 1983, 1994-95; NEA 1985-86, 1992.
Earl Morrall (quarterback) – NEA 1972.
Ed Newman (guard) – AP 1981-83; NEA 1981, 1983.
John Offerdahl (linebacker) – AP 1986.
Louis Oliver (safety) – AP 1992.
Joey Porter (linebacker) – AP 2008.
Reggie Roby (punter) – NEA 1985, 1991; AP 1991.
Jake Scott (safety) – Writers 1972, 1975; AP 1972; NEA 1972-73.
Keith Sims (guard) – AP 1994.
Bill Stanfill (defensive end) – Writers 1974; NEA 1974; PFW 1973.
Dwight Stephenson (center) – AP 1983.
Pete Stoyanovich (kicker) – AP 1990; NEA 1992.
Ndamukong Suh (defensive tackle) – AP 2016, PFF 2016.
Patrick Surtain (cornerback) – AP 2003.
Jason Taylor (defensive end) – AP 2001.
Zach Thomas (linebacker) – AP 2001, 2005; FD 2003.
Uwe von Schamann (kicker) – AP 1982.
Cameron Wake (linebacker/defensive end) – AP 2010, 2014, 2016.
Paul Warfield (wide receiver) – AP 1972; Writers 1973; NEA 1973; PFW 1973.
Richmond Webb (tackle) – AP 1993, 1995.
Delvin Williams (running back) – NEA 1978.

† Writers discontinued Second Team in 1976

ALL-AFC SELECTIONS*

Dick Anderson (safety) – AP 1972-73; UPI 1972-73; SN 1972-74; PFW 1973.
Trace Armstrong (defensive end) – PFW 2000.
Bob Baumhower (defensive tackle) – SN 1979; PFW 1979, 1981, 1983; UPI 1981-83.
Doug Betters (defensive end) – UPI 1983; PFW 1983.
Nick Buoniconti (linebacker) – AP 1972.
Mark Clayton (wide receiver) – PFW 1984; UPI 1985.
Bryan Cox (linebacker) – UPI 1992; FN 1992.
Larry Csonka (fullback) – PFW 1970, 1973; AP 1972-73; UPI 1971-73; SN 1971-73.
Vern Den Herder (defensive end) – AP 1972.
A.J. Duhe (linebacker) – UPI 1981.
Mark Duper (wide receiver) – UPI 1984.
Norm Evans (tackle) – AP 1973; SN 1974.
Manny Fernandez (defensive tackle) – SN 1971.
Brandon Fields (punter) – PFW 2013.
Roy Foster (guard) – UPI 1985-86; PFW 1986.
Irving Fryar (wide receiver) – UPI 1994.
Bob Griese (quarterback) – SN 1970-71, 1973; AP 1971; UPI 1971, 1977; PFW 1971, 1977.
Brent Grimes (cornerback) – PFW 2013.
Duriel Harris (kick returner) – PFW 1976.
Larry Izzo (special teamer) – PFW 2000.
Keith Jackson (tight end) – UPI 1992.
Bob Kuechenberg (guard) – PFW 1974, 1978; SN 1975, 1978 (tackle).
Jarvis Landry (punt returner) – PFW 2015.
Jim Langer (center) – PFW 1973-77; AP 1974-76; UPI 1973-77; SN 1973-77.
Larry Little (guard) – AP 1971-75; UPI 1971-75; SN 1971-74; PFW 1971, 1973, 1975.
Jake Long (tackle) – PFW 2010.
Sam Madison (cornerback) – FN 1998-99; PFW 1999-01.
Olindo Mare (kicker) – PFW 1999.
Dan Marino (quarterback) – UPI 1983-86, 1992, 1994; FN 1992, 1994; PFW 1983-86.
Brock Marion (safety) – PFW 2000.
Nat Moore (wide receiver) – PFW 1977; SN 1977; UPI 1977.
Earl Morrall (quarterback) – AP 1972; SN 1972.
Tony Nathan (punt returner) – SN 1979.
Ed Newman (guard) – UPI 1982-84; PFW 1984.
John Offerdahl (linebacker) – UPI 1986, 1988, 1990; PFW 1986; FN 1990.
Adewale Ogunleye (defensive end) – PFW 2003.
Louis Oliver (safety) – UPI 1992.
Joey Porter (linebacker) – PFW 2008.
Reggie Roby (punter) – UPI 1984-85, 1991; PFW 1984-85, 1987; FN 1991.
Jake Scott (safety) – FN 1970; AP 1971-75; UPI 1971-73, 1975; SN 1972-73, 1975; PFW 1974.
Keith Sims (guard) – UPI 1994; FN 1994.
Bill Stanfill (defensive end) – UPI 1971-74; AP 1972-74; SN 1972-74; PFW 1973.
Dwight Stephenson (center) – UPI 1983-87; PFW 1983-87; FN 1983, 1986-87.
Pete Stoyanovich (kicker) – UPI 1992.
Ndamukong Suh (defensive tackle) – PFW 2015, 2016.

Patrick Surtain (cornerback) – PFW 2002-03; FD 2003.
Jason Taylor (defensive end) – PFW 2000, 2002, 2004, 2006; FN 2000.
Zach Thomas (linebacker) – PFW 2002, 2006.
Matt Turk (punter) – FN 2001.
Cameron Wake (defensive end) – PFW 2010, 2012, 2013.
Fulton Walker (kick returner) – PFW 1983.
Paul Warfield (wide receiver) – AP 1971-73; UPI 1971, 1973; SN 1970-73; PFW 1971, 1973-74.
Richmond Webb (tackle) – UPI 1992-95; FN 1992-94.
Delvin Williams (running back) – UPI 1978; SN 1978; PFW 1978.
Ricky Williams (running back) – PFW 2002.
Garo Yepremian (kicker) – PFW 1971, 1973; SN 1971, 1973; AP 1973.

*Only UPI, PFW and FN continue to choose All-AFC

KEY TO AWARDS

AP – Associated Press; UPI – United Press International; NEA – Newspaper Enterprise Association; SN – Sporting News; PFW – Pro Football Weekly; Writers – Pro Football Writers; FN – Football News; FD – Football Digest; SI – Sports Illustrated; PFF – Pro Football Focus.

PRO BOWL SELECTIONS

(Starters Capitalized)

- 1970 – RB Larry Csonka, QB Bob Griese, WR Paul Warfield.
 1971 – RB LARRY CSONKA, QB BOB GRIESE, G Larry Little, RB Mercury Morris, S Jake Scott (dnp), DE Bill Stanfill, WR PAUL WARFIELD.
 1972 – S Dick Anderson, LB Nick Buoniconti (dnp), RB Larry Csonka (dnp), T Norm Evans, G LARRY LITTLE, RB Mercury Morris, S JAKE SCOTT, DE Bill Stanfill (dnp), WR Paul Warfield (dnp).
 1973 – S DICK ANDERSON, LB Nick Buoniconti, RB Larry Csonka (dnp), QB Bob Griese, C JIM LANGER, G LARRY LITTLE, T Wayne Moore (dnp), RB Mercury Morris (dnp), S JAKE SCOTT, DE Bill Stanfill (dnp), WR Paul Warfield (dnp), K GARO YEPREMIAN.
 1974 – S DICK ANDERSON, RB Larry Csonka, T Norm Evans, QB Bob Griese, G Bob Kuechenberg, C JIM LANGER, G LARRY LITTLE, DE BILL STANFILL, S Jake Scott (dnp), WR Paul Warfield.
 1975 – G BOB KUECHENBERG, C JIM LANGER, S JAKE SCOTT.
 1976 – C JIM LANGER.
 1977 – QB BOB GRIESE, G Bob Kuechenberg, C JIM LANGER, WR NAT MOORE.
 1978 – QB Bob Griese, G Bob Kuechenberg, C Jim Langer, RB DELVIN WILLIAMS, K GARO YEPREMIAN.
 1979 – DT BOB BAUMHOWER, LB Kim Bokamper, S Tim Foley.
 1980 – NO SELECTIONS.
 1981 – DT BOB BAUMHOWER, G Ed Newman.
 1982 – DT Bob Baumhower, RB Andra Franklin, G Ed Newman (dnp), G Bob Kuechenberg¹.
 1983 – DT BOB BAUMHOWER, DE DOUG BETTERS, WR Mark Duper, G Bob Kuechenberg², QB DAN MARINO (dnp), G ED NEWMAN, C DWIGHT STEPHENSON.
 1984 – DT Bob Baumhower (dnp), WR Mark Clayton, LB A.J. Duhe, WR MARK DUPER, QB DAN MARINO, G ED NEWMAN, P REGGIE ROBY, C DWIGHT STEPHENSON.
 1985 – WR Mark Clayton, G Roy Foster, QB DAN MARINO (dnp), C DWIGHT STEPHENSON.
 1986 – WR Mark Clayton³, WR Mark Duper (dnp), G Roy Foster, QB DAN MARINO (dnp), LB JOHN OFFERDAHL, C DWIGHT STEPHENSON (dnp).
 1987 – QB Dan Marino (dnp), LB John Offerdahl, C Dwight Stephenson (dnp).
 1988 – WR Mark Clayton, LB JOHN OFFERDAHL (dnp), NT Brian Sochia⁴.
 1989 – TE Ferrell Edmunds, LB JOHN OFFERDAHL, P REGGIE ROBY.
 1990 – DE Jeff Cross, TE Ferrell Edmunds, LB JOHN OFFERDAHL, T Richmond Webb.
 1991 – WR MARK CLAYTON, QB Dan Marino (dnp), T Richmond Webb.
 1992 – LB BRYAN COX, TE KEITH JACKSON (dnp), QB DAN MARINO, T RICHMOND WEBB.
 1993 – FB Keith Byars, WR Irving Fryar⁵, TE Keith Jackson (dnp), G Keith Sims, T RICHMOND WEBB.
 1994 – LB Bryan Cox, WR Irving Fryar, QB DAN MARINO (dnp), G KEITH SIMS, T RICHMOND WEBB.
 1995 – LB Bryan Cox, QB DAN MARINO (dnp), G KEITH SIMS, T RICHMOND WEBB.
 1996 – T Richmond Webb.
 1997 – NO SELECTIONS.
 1998 – DT TIM BOWENS (dnp).
 1999 – CB SAM MADISON, K OLINDO MARE, LB ZACH THOMAS⁶.
 2000 – DE TRACE ARMSTRONG, ST LARRY IZZO, CB SAM MADISON, S Brock Marion, C Tim Ruddy⁷, DE JASON TAYLOR, LB Zach Thomas⁸.
 2001 – CB SAM MADISON (dnp), LB Zach Thomas (dnp).
 2002 – DT Tim Bowens, CB Sam Madison⁹, S Brock Marion, CB PATRICK SURTAIN (dnp), DE JASON TAYLOR, LB ZACH THOMAS, RB RICKY WILLIAMS¹⁰.
 2003 – DE ADEWALE OGUNLEYE, S BROCK MARION, CB PATRICK SURTAIN, LB ZACH THOMAS.
 2004 – DE JASON TAYLOR¹¹, CB Patrick Surtain (dnp)¹².
 2005 – WR Chris Chambers, DE JASON TAYLOR (dnp), LB Zach Thomas (dnp).
 2006 – DE JASON TAYLOR, LB ZACH THOMAS¹³.
 2007 – DE Jason Taylor (dnp).
 2008 – RB Ronnie Brown, T Jake Long¹⁴, LB JOEY PORTER.
 2009 – S Yeremiah Bell¹⁵, K DAN CARPENTER¹⁶, T JAKE LONG (dnp).
 2010 – LS John Denney¹⁷, T JAKE LONG (dnp), DE Randy Starks¹⁸, LB CAMERON WAKE.

2011 – T JAKE LONG (dnp), WR Brandon Marshall, DT Paul Soliai¹⁹.
 2012 – LS JOHN DENNEY²⁰, G RICHIE INCOGNITO²¹, DT Randy Starks²², DE CAMERON WAKE.
 2013 – P BRANDON FIELDS, CB Brent Grimes, C MIKE POUNCEY, DE Cameron Wake.
 2014 – CB BRENT GRIMES, G MIKE POUNCEY²³, DE CAMERON WAKE.
 2015 – T Branden Albert²⁴, CB Brent Grimes²⁵, S RESHAD JONES²⁶, WR Jarvis Landry²⁷, C Mike Pouncey (dnp).
 2016 – RB Jay Ajayi²⁸, WR Jarvis Landry²⁹, DE CAMERON WAKE, DE NDAMUKONG SUH (DNP).
 2017 – S RESHAD JONES, WR Jarvis Landry³⁰

¹ Replaced injured Ed Newman, ² Replaced injured John Hannah, ³ Replaced injured Mark Duper, ⁴ Replaced injured Tim Krumrie, ⁵ Replaced injured Webster Slaughter, ⁶ Replaced Ray Lewis as starter, ⁷ Replaced injured Tom Nalen, ⁸ Selected as need player, ⁹ Replaced injured Patrick Surtain, ¹⁰ Replaced Priest Holmes as starter, ¹¹ Replaced John Abraham as starter, ¹² Replaced injured Chris McAllister, ¹³ Replaced injured Al Wilson as starter, ¹⁴ Replaced injured Jason Peters, ¹⁵ Replaced Antoine Bethea (Super Bowl), ¹⁶ Replaced injured Nate Kaeding, ¹⁷ Coaches selection, ¹⁸ Replaced Brett Keisel (Super Bowl), ¹⁹ Replaced Vince Wilfork (Super Bowl), ²⁰ Coaches selection, ²¹ Replaced Marshal Yanda (Super Bowl), ²² Replaced injured Vince Wilfork, ²³ Replaced injured Mike Iupati, ²⁴ Replaced injured Trent Williams, ²⁵ Replaced Aqib Talib (Super Bowl), ²⁶ Replaced injured Reggie Nelson, ²⁷ Replaced injured Antonio Brown, ²⁸ Replaced injured LeSean McCoy, ²⁹ Replaced injured A.J. Green, ³⁰ Replaced injured DeAndre Hopkins.

AFL ALL-STAR GAME

(1966-69)

1966 – DE Ed Cooke, LB Tom Erlandson, CB Jimmy Warren, S Willie West
 1967 – LB John Bramlett, WR Jack Clancy, QB Bob Griese, CB Dick Westmoreland
 1968 – QB Bob Griese, RB Jim Kiick, WR Karl Noonan
 1969 – George Wilson (coach), LB Nick Buoniconti, C Tom Goode, RB Jim Kiick, G Larry Little, DE Bill Stanfill

NFL ALL-DECADE TEAMS

(Named by members of the Pro Football Hall of Fame selection committee)

Decade	First Team	Second Team
1960s*	LB Nick Buoniconti (1969)	FB Cookie Gilchrist (1966-67) TE Dave Kocourek (1966)
1970s	C Jim Langer (1970-79) G Larry Little (1970-79) HC Don Shula (1970-79) K Garo Yepremian (1970-78)	S Dick Anderson (1970-77) WR Paul Warfield (1970-74)
1980s	C Dwight Stephenson (1980-87)	P Reggie Roby (1983-89)
1990s		T Richmond Webb (1990-99)
2000s		LB Joey Porter (2007-09) DE Jason Taylor (2000-07, 2009) LB Zach Thomas (2000-07)

* 1960s represents the AFL All-Decade team

DON SHULA LEADERSHIP AWARD

1989 – WR/RB Jim Jensen	2004 – LB Junior Seau
1990 – LB Hugh Green	2005 – LB Zach Thomas
1991 – LB Cliff Odum	2006 – DE Jason Taylor
1992 – LB Bryan Cox	2007 – DE Jason Taylor
1993 – CB Troy Vincent	2008 – QB Chad Pennington
1994 – WR Irving Fryar	2009 – S Yeremiah Bell, LB Jason Taylor
1995 – QB Dan Marino	2010 – LB Karlos Dansby
1996 – WR Fred Barnett	2011 – LB Karlos Dansby
1997 – QB Dan Marino	2012 – C Mike Pouncey
1998 – LB Zach Thomas	2013 – DE Cameron Wake
1999 – LB Zach Thomas	2014 – DE Cameron Wake
2000 – LB Derrick Rodgers	2015 – C Mike Pouncey
2001 – LB Derrick Rodgers	2016 – DE Cameron Wake
2002 – DE Jason Taylor	2017 – DE Cameron Wake
2003 – LB Junior Seau	

NAT MOORE COMMUNITY SERVICE AWARD

1987 – CB Don McNeal	2001 – LB Twan Russell
1988 – K Fuad Reveiz	2002 – LB Tommy Hendricks
1989 – LB John Offerdahl	2003 – S Shawn Wooden
1990 – LB John Offerdahl	2004 – CB Sam Madison
1991 – FB Tony Paige	2005 – WR Wes Welker
1992 – S Liffort Hobley	2006 – S Renaldo Hill
1993 – LB John Offerdahl	2007 – T Vernon Carey, TE Justin Peelle
1994 – LB Bryan Cox	2008 – LB Akin Ayodele
1995 – LB Bryan Cox	2009 – FB Lousaka Polite
1996 – QB Dan Marino	2010 – FB Lousaka Polite
1997 – S Shawn Wooden	2011 – K Dan Carpenter, P Brandon Fields
1998 – QB Dan Marino	2012 – P Brandon Fields
1999 – CB Terrell Buckley, CB Ray Hill, S Calvin Jackson, CB Greg Jeffries, S Brock Marion, CB Patrick Surtain, CB Jerry Wilson, S Shawn Wooden	2013 – LS John Denny, P Brandon Fields
2000 – DE Trace Armstrong, DE Jason Taylor, LB Zach Thomas	2014 – T Jason Fox
	2015 – S Michael Thomas
	2016 – WR Kenny Stills
	2017 – WR Kenny Stills

WINNING EDGE AWARD

2005 – Team President Eddie Jones

ED BLOCK COURAGE AWARD

(Dolphins recipient)

1984 – WR Nat Moore	2000 – DT Daryl Gardener
1985 – RB Woody Bennett	2001 – LB Scott Galyon
1986 – LB Charles Bowser	2002 – RB Robert Edwards
1987 – T Jon Giesler	2003 – G Jamie Nails
1988 – S Glenn Blackwood	2004 – DE David Bowens
1989 – CB Don McNeal Special Teams Coach Mike Westhoff	2005 – S Jeremiah Bell
1990 – S Liffort Hobley	2006 – LB Zach Thomas
1991 – RB Sammie Smith	2007 – CB André Goodman
1992 – LB John Grimsley	2008 – RB Ronnie Brown
1993 – LB John Offerdahl	2009 – G Justin Smiley
1994 – CB Troy Vincent	2010 – RB Patrick Cobbs
1995 – QB Dan Marino	2011 – T Jake Long
1996 – RB Bernie Parmalee	2012 – DT Tony McDaniel
1997 – WR O.J. McDuffie	2013 – DT Paul Soliai
1998 – LB Larry Izzo	2014 – WR Brandon Gibson
Team President Eddie Jones	2015 – T Branden Albert
1999 – LB O.J. Brigance	2016 – DE Cameron Wake
	2017 – C Mike Pouncey

COACH OF THE YEAR

NFL

1970 – Don Shula, SN, PFW
1971 – Don Shula, FN
1972 – Don Shula, SN, PFW, FN

AFC

1971 – Don Shula, AP, UPI, PFW
1972 – Don Shula, PFW
1993 – Don Shula, FN

NFL MAN OF THE YEAR

1971 – Joe Robbie, FN
1982 – Don Shula, FN
1985 – Dwight Stephenson, NFL
1998 – Dan Marino, NFL
2007 – Jason Taylor, NFL

BERT BELL AWARD

(NFL MVP as awarded by Maxwell Club)

1977 – QB Bob Griese
1984 – QB Dan Marino

NFL DEFENSIVE PLAYER OF THE YEAR

1973 – S Dick Anderson
1983 – DE Doug Betters
2006 – DE Jason Taylor

ROOKIE OF THE YEAR

- 1977 – DE A.J. Duhe, AP, PFW (NFL Defensive), UPI, SN (AFC)
1983 – QB Dan Marino, SN
1986 – LB John Offerdahl, Old Spice NFL, PFW (NFL Defensive, co-winner)
1987 – RB Troy Stradford, AP, NFL Films (Offensive), PFW (NFL Offensive)
1990 – T Richmond Webb, UPI (AFC), PFW, SN
1992 – DE Marco Coleman, FN (NFL Defensive)
1994 – DT Tim Bowens, AP (NFL Defensive), PFW (NFL Defensive)
1996 – LB Zach Thomas, Mackey Award (AFC Defensive)
1997 – LB Derrick Rodgers, Sports Illustrated (NFL Defensive)
2001 – WR Chris Chambers, FN, FD (NFL Offensive)
-

SUPER BOWL MVP

- 1972 – S Jake Scott (Super Bowl VII) ● 1973 – FB Larry Csonka (Super Bowl VIII)
● All-Time Silver Anniversary Super Bowl Team
-

PRO BOWL MVP

- 1974 – K Garo Yepremian 2011 – WR Brandon Marshall
2003 – RB Ricky Williams
-

NFL COMEBACK PLAYER OF THE YEAR

- 1972 – QB Earl Morrall 1994 – QB Dan Marino
1979 – FB Larry Csonka 2008 – QB Chad Pennington
-

NFL ALUMNI ASSOCIATION AWARDS

- 1984 – Dan Marino, NFL Quarterback of the Year
1985 – Dan Marino, NFL Quarterback of the Year
Dwight Stephenson, NFL Offensive Lineman of the Year
1986 – Dan Marino, NFL Quarterback of the Year
1998 – Zach Thomas, NFL Linebacker of the Year
1999 – Sam Madison, NFL Defensive Back of the Year
Olindo Mare, NFL Special Teams Player of the Year
2002 – Patrick Surtain, NFL Defensive Back of the Year
Jason Taylor, NFL Pass Rusher of the Year
2005 – Jason Taylor, NFL Defensive Lineman of the Year
2006 – Jason Taylor, NFL Defensive Lineman of the Year
Zach Thomas, NFL Linebacker of the Year
2008 – Tony Sparano, NFL Coach of the Year
-

NFL PLAYERS ASSOCIATION AWARDS

- 1970 – Larry Little, AFC Offensive Lineman of the Year
1971 – Bob Griese, AFC Quarterback of the Year
Larry Little, AFC Offensive Lineman of the Year
Mercury Morris, AFC Kick Returner of the Year
Garo Yepremian, AFC Kicker of the Year
1972 – Larry Little, AFC Offensive Lineman of the Year
Earl Morrall, AFC Quarterback of the Year
1977 – A.J. Duhe, AFC Defensive Rookie of the Year
Leroy Harris, AFC Offensive Rookie of the Year
1983 – Doug Betters, AFC Defensive Lineman of the Year
Dwight Stephenson, AFC Offensive Lineman of the Year
1984 – Dan Marino, AFC Most Valuable Player
Dwight Stephenson, AFC Offensive Lineman of the Year
1985 – Dwight Stephenson, AFC Offensive Lineman of the Year
1986 – Dan Marino, AFC Most Valuable Player
Dwight Stephenson, AFC Offensive Lineman of the Year
1987 – Dwight Stephenson, AFC Offensive Lineman of the Year
Troy Stradford, AFC Offensive Rookie of the Year
1992 – Richmond Webb, AFC Offensive Lineman of the Year
Marco Coleman, AFC Defensive Rookie of the Year
1993 – Richmond Webb, AFC Co-Offensive Lineman of the Year
1994 – Dan Marino, AFC Most Valuable Player; AFC Comeback Player of the Year
Richmond Webb, AFC Offensive Lineman of the Year
1996 – Zach Thomas, AFC Defensive Rookie of the Year
-

DOLPHINS IN FLORIDA SPORTS HALL OF FAME

1972 Miami Dolphins, 1972	QB George Mira, 1971
S Dick Anderson, 1968-77	WR Nat Moore, 1974-86
LB Nick Buoniconti, 1969-76	QB Earl Morrall, 1972-76
RB Rick Casares, 1966	Founder Joe Robbie, 1966-89
FB Larry Csonka, 1968-74, 1979	Coach Howard Schnellenberger, 1970-72, 1975-79
QB Bob Griese, 1967-80	Head Coach Don Shula, 1970-95
Owner Wayne Huizenga, 1990-06	WR Freddie Solomon, 1975-77
Head Coach Jimmy Johnson, 1996-99	LB Zach Thomas, 1996-2007
QB Bernie Kosar, 1994-96	WR Paul Warfield, 1970-74
G Larry Little, 1969-80	K Garo Yepremian, 1970-78
QB Dan Marino, 1983-99	

COLLEGE ALL-STAR GAME, CHICAGO

1966 – LB Frank Emanuel, Tennessee
1967 – WR Jack Clancy, Michigan; QB Bob Griese, Purdue; T Jim Riley, Oklahoma
1968 – TE Jim Cox, Miami (Fla.); RB Larry Csonka, Syracuse (MVP); RB Jim Kiick, Wyoming
1969 – DT Bob Heinz, Pacific; DE Bill Stanfill, Georgia
1970 – none selected
1971 – CB Ron Dickerson, Kansas State
1972 – DT Mike Kadish, Notre Dame
1973 – Dolphins 14, All-Stars 3
1974 – DE Don Reese, Jackson State; RB Benny Malone, Arizona State; CB Jeris White, Hawaii; Game cancelled during players' strike
1975 – T Darryl Carlton, Tampa; QB/WR Freddie Solomon, Tampa; RB Stan Winfrey, Arkansas State
1976 – LB Kim Bokamper, San Jose State; LB Larry Gordon, Arizona State; WR Duriel Harris, New Mexico State

THIRD DOWN AWARD

(most valuable, NEA, voted by players)

1966 – S Willie West	1973 – LB Nick Buoniconti
1967 – C Tom Goode	1974 – QB Bob Griese
1968 – QB Bob Griese	1975 – QB Bob Griese
1969 – LB Nick Buoniconti	1976 – WR Nat Moore
1970 – WR Paul Warfield	1977 – WR Nat Moore
1971 – FB Larry Csonka	1978 – RB Delvin Williams
1972 – FB Larry Csonka	1979 – DE Vern Den Herder

(Discontinued in 1980)

NFL'S UNSUNG PLAYER

1973 – DE Manny Fernandez

DOLPHINS HONOR ROLL

Sept. 16, 1990 – Founder Joe Robbie (1966-89)
Nov. 19, 1990 – FB Larry Csonka (1968-74, 1979), QB Bob Griese (1967-80), C Jim Langer (1970-79) and WR Paul Warfield (1970-74)
Nov. 18, 1991 – LB Nick Buoniconti (1969-76)
Nov. 16, 1992 – 1972 Undefeated Team
Dec. 13, 1993 – G Larry Little (1969-80)
Dec. 12, 1994 – C Dwight Stephenson (1980-87)
Dec. 11, 1995 – G Bob Kuechenberg (1970-84)
Nov. 25, 1996 – Head Coach Don Shula (1970-95)
Dec. 5, 1999 – WR Nat Moore (1974-86)
Sept. 17, 2000 – QB Dan Marino (1983-99)
Dec. 15, 2003 – WR Mark Clayton (1983-92) and Mark Duper (1982-92)
Dec. 3, 2006 – S Dick Anderson (1968-77)
Dec. 25, 2006 – T Richmond Webb (1990-2000)
Dec. 14, 2008 – DT Bob Baumhower (1977-86) and DE Doug Betters (1978-87)
Nov. 18, 2010 – S Jake Scott (1970-75) and DE Bill Stanfill (1969-76)
Dec. 4, 2011 – TE Jim Mandich (1970-77)
Oct. 14, 2012 – DE/LB Jason Taylor (1997-2007, 2009, 2011) and LB Zach Thomas (1996-2007)
Dec. 14, 2012 – Defensive Coordinator Bill Arnsparger (1969-74, 1976-83)
Oct. 31, 2013 – LB John Offerdahl (1986-93)
Dec. 21, 2014 – DT Manny Fernandez (1968-1975)

DOLPHINS WALK OF FAME

- Dec. 4, 2011 – LB Nick Buoniconti (1969-76), FB Larry Csonka (1968-74, 1979), QB Bob Griese (1967-80), C Jim Langer (1970-79), G Larry Little (1969-80), QB Dan Marino (1983-99), Founder Joe Robbie (1966-89), Head Coach Don Shula (1970-95), C Dwight Stephenson (1980-87) and WR Paul Warfield (1970-74).
- Dec. 16, 2012 – DT Tim Bowens (1994-2004), LB A.J. Duhe (1977-84), DT Manny Fernandez (1968-75), WR Nat Moore (1974-86), QB Earl Morrall (1972-76), QB Don Strock (1974-87).
- Dec. 29, 2013 – DE/LB Kim Bokamper (1977-85), WR O.J. McDuffie (1993-2001), RB Mercury Morris (1969-75), G Keith Sims (1990-97).
- Sept. 21, 2014 – DE Jeff Cross (1988-96), CB Sam Madison (1997-2005), RB Tony Nathan (1979-87), G Ed Newman (1973-84).
-

50th SEASON ALL-TIME TEAM

(selected fans, Dolphins alumni, South Florida media and a select blue ribbon panel)

S	Dick Anderson (1968-77)	CB	Sam Madison (1997-2005)
NT	Bob Baumhower (1977-86)	TE	Jim Mandich (1970-77)
DE	Doug Betters (1978-87)	QB	Dan Marino (1983-99)
S	Glenn Blackwood (1979-87)	WR	O.J. McDuffie (1993-2001)
DE	Kim Bokamper (1977-85)	WR	Nat Moore (1974-86)
DT	Tim Bowens (1994-2004)	QB	Earl Morrall (1972-76)
LB	Bob Brudzinski (1981-89)	RB	Mercury Morris (1969-75)
LB	Nick Buoniconti (1969-76)	RB	Tony Nathan (1979-87)
WR	Mark Clayton (1983-92)	G	Ed Newman (1973-84)
LB	Bryan Cox (1991-95)	LB	John Offerdahl (1986-93)
FB	Larry Csonka (1968-74, 1979)	S	Louis Oliver (1989-93, 1995-96)
DE	Vern Den Herder (1971-82)	C	Mike Pouncey (2011-17)
LB	A.J. Duhe (1977-84)	P	Reggie Roby (1983-92)
WR	Mark Duper (1982-92)	S	Jake Scott (1970-75)
T	Norm Evans (1966-75)	G	Keith Sims (1990-97)
DT	Manny Fernandez (1968-75)	DE	Bill Stanfill (1969-76)
QB	Bob Griese (1967-80)	C	Dwight Stephenson (1980-87)
CB	Brent Grimes (2013-15)	CB	Patrick Surtain (1998-04)
TE	Bruce Hardy (1978-89)	DE	Jason Taylor (1997-07, 2009, 2011)
TE	Keith Jackson (1992-94)	LB	Zach Thomas (1996-2007)
ST	Jim Jensen (1981-92)	DE	Cameron Wake (2009-17)
RB	Jim Kiick (1968-74)	WR	Paul Warfield (1970-74)
G	Bob Kuechenberg (1970-84)	T	Richmond Webb (1990-2000)
C	Jim Langer (1970-79)	RB	Ricky Williams (2002-03, 05, 07-10)
G	Larry Little (1969-80)	K	Garop Yepremian (1970-78)

(Greatest Game - Miami 38 vs. Chicago 24 on Dec. 2, 1985)

SILVER ANNIVERSARY TEAM

(selected by fans)

QB	Bob Griese (1967-80)	DE	Vern Den Herder (1971-82)
RB	Mercury Morris (1969-75)	DE	Doug Betters (1978-87)
FB	Larry Csonka (1968-74, 1979)	NT	Manny Fernandez (1968-75)
WR	Paul Warfield (1970-74)	LB	Bob Brudzinski (1981-89)
WR	Mark Clayton (1983-92)	LB	Larry Gordon (1976-82)
TE	Bruce Hardy (1978-89)	LB	John Offerdahl (1986-93)
G	Bob Kuechenberg (1970-84)	LB	Nick Buoniconti (1969-76)
G	Larry Little (1969-80)	CB	Tim Foley (1970-80)
T	Norm Evans (1966-75)	CB	Don McNeal (1980-89)
T	Jon Giesler (1979-88)	S	Dick Anderson (1968-77)
C	Dwight Stephenson (1980-87)	S	Jake Scott (1970-75)
K	Garop Yepremian (1970-78)	P	Reggie Roby (1983-92)

(Greatest Game - San Diego 41 at Miami 38 (OT) on Jan. 2, 1982)

SPORTS ILLUSTRATED SPORTSMAN OF THE YEAR

1993 – Head Coach Don Shula

PFWA GEORGE HALAS AWARD

2002 – RB Robert Edwards

PFWA "GOOD GUY" AWARD

(Dolphins Chapter)

2001 – LB Zach Thomas	2010 – RB Ronnie Brown
2002 – T/G Mark Dixon	2011 – S Yermiah Bell
2003 – DT Larry Chester	2012 – RB Reggie Bush/G Richie Incognito
2004 – DE David Bowens	2013 – WR Mike Wallace
2005 – DT Vonnie Holliday/RB Ricky Williams	2014 – DT Jared Odrick
2006 – DE Kevin Carter	2015 – C Mike Pouncey
2007 – CB André Goodman	2016 – S Michael Thomas
2008 – DE Vonnie Holliday	2017 – G/T Jermon Bushrod
2009 – WR Greg Camarillo	

DOLPHINS ANNUAL PERFORMANCE AWARDS

DAN MARINO MOST VALUABLE PLAYER

1966 – RB Joe Auer
1967 – QB Bob Griese
1968 – QB Bob Griese
1969 – LB Nick Buoniconti
1970 – QB Bob Griese, WR Paul Warfield
1971 – QB Bob Griese
1972 – QB Earl Morrall
1973 – FB Larry Csonka
1974 – QB Bob Griese
1975 – C Jim Langer
1976 – LB Steve Towle
1977 – QB Bob Griese
1978 – RB Delvin Williams
1979 – FB Larry Csonka
1980 – QB David Woodley
1981 – RB Tony Nathan
1982 – FB Andra Franklin
1983 – QB Dan Marino
1984 – QB Dan Marino
1985 – QB Dan Marino
1986 – QB Dan Marino
1987 – QB Dan Marino
1988 – QB Dan Marino
1989 – QB Dan Marino
1990 – QB Dan Marino
1991 – QB Dan Marino
1992 – QB Dan Marino
1993 – FB Keith Byars
1994 – QB Dan Marino
1995 – QB Dan Marino
1996 – LB Zach Thomas
1997 – WR O.J. McDuffie
1998 – WR O.J. McDuffie
1999 – CB Sam Madison
2000 – DE Jason Taylor
2001 – LB Zach Thomas
2002 – DE Jason Taylor, RB Ricky Williams
2003 – DE Adewale Ogunleye
2004 – DE Jason Taylor
2005 – WR Chris Chambers
2006 – DE Jason Taylor
2007 – Vacant
2008 – QB Chad Pennington, LB Joey Porter
2009 – RB Ricky Williams
2010 – Vacant
2011 – QB Matt Moore
2012 – DE Cameron Wake
2013 – CB Brent Grimes
2014 – QB Ryan Tannehill
2015 – S Reshad Jones, WR Jarvis Landry

2016 – RB Jay Ajayi
2017 – DT Ndamukong Suh

NEWCOMER OF THE YEAR

(1996-2003)

1996 – LB Zach Thomas
1997 – DE Jason Taylor
1998 – LB Robert Jones
1999 – WR Tony Martin
2000 – RB Lamar Smith
2001 – WR Chris Chambers
2002 – RB Ricky Williams
2003 – T Wade Smith

OUTSTANDING OFFENSIVE BACK

(1966-95)

1966 – RB Joe Auer
1967 – QB Bob Griese
1968 – WR Karl Noonan
1969 – RB Jim Kiick
1970 – FB Larry Csonka, RB Jim Kiick
1971 – FB Larry Csonka
1972 – FB Larry Csonka
1973 – FB Larry Csonka
1974 – FB Larry Csonka
1975 – FB Don Nottingham, FB Norm Bulaich
1976 – QB Bob Griese
1977 – QB Bob Griese
1978 – RB Delvin Williams
1979 – FB Larry Csonka
1980 – QB David Woodley
1981 – RB Tony Nathan
1982 – FB Andra Franklin
1983 – QB Dan Marino
1984 – QB Dan Marino
1985 – QB Dan Marino
1986 – QB Dan Marino
1987 – QB Dan Marino
1988 – QB Dan Marino
1989 – QB Dan Marino
1990 – QB Dan Marino
1991 – RB Mark Higgs
1992 – QB Dan Marino
1993 – FB Keith Byars
1994 – QB Dan Marino
1995 – RB Bernie Parmalee

OUTSTANDING RECEIVER

(1971-95)

1971 – Paul Warfield
1972 – Paul Warfield
1973 – Paul Warfield

1974 – Nat Moore
 1975 – Nat Moore
 1976 – Nat Moore
 1977 – Nat Moore
 1978 – Nat Moore
 1979 – Nat Moore
 1980 – Duriel Harris
 1981 – Duriel Harris
 1982 – Duriel Harris
 1983 – Mark Duper
 1984 – Mark Clayton
 1985 – Mark Clayton
 1986 – Mark Duper
 1987 – Mark Clayton
 1988 – Mark Clayton
 1989 – Mark Clayton
 1990 – Mark Duper
 1991 – Mark Clayton
 1992 – Keith Jackson (TE)
 1993 – Irving Fryar
 1994 – Irving Fryar
 1995 – O.J. McDuffie

OUTSTANDING OFFENSIVE LINEMAN

(1966-95)

1966 – C Tom Goode
 1967 – T Norm Evans
 1968 – T Norm Evans
 1969 – C Tom Goode
 1970 – G Larry Little
 1971 – G Larry Little
 1972 – G Larry Little
 1973 – C Jim Langer
 1974 – C Jim Langer
 1975 – C Jim Langer
 1976 – C Jim Langer
 1977 – C Jim Langer
 1978 – G Bob Kuechenberg
 1979 – G Bob Kuechenberg
 1980 – G Ed Newman
 1981 – G Ed Newman
 1982 – C Dwight Stephenson
 1983 – C Dwight Stephenson
 1984 – C Dwight Stephenson
 1985 – C Dwight Stephenson
 1986 – C Dwight Stephenson
 1987 – C Dwight Stephenson
 1988 – T Ronnie Lee
 1989 – T Jeff Dellenbach
 1990 – T Richmond Webb
 1991 – T Richmond Webb
 1992 – T Richmond Webb
 1993 – T Richmond Webb
 1994 – T Richmond Webb
 1995 – T Richmond Webb

OUTSTANDING DEFENSIVE BACK

(1966-95)

1966 – S Willie West
 1967 – CB Jimmy Warren
 1968 – CB Jimmy Warren
 1969 – to linebacker
 1970 – to linebacker
 1971 – S Jake Scott
 1972 – S Dick Anderson
 1973 – S Dick Anderson
 1974 – CB Curtis Johnson

1975 – CB Curtis Johnson
 1976 – S Charlie Babb
 1977 – S Tim Foley
 1978 – S Tim Foley
 1979 – S Tim Foley
 1980 – CB Don McNeal
 1981 – S Glenn Blackwood
 1982 – CB Don McNeal
 1983 – CB William Judson
 1984 – CB William Judson
 1985 – CB William Judson
 1986 – CB William Judson
 1987 – CB Paul Lankford
 1988 – S Jarvis Williams
 1989 – S Jarvis Williams
 1990 – S Jarvis Williams
 1991 – S Louis Oliver
 1992 – S Louis Oliver
 1993 – CB Troy Vincent
 1994 – CB Troy Vincent
 1995 – CB Troy Vincent

OUTSTANDING LINEBACKER

(1969-95)

1969 – Ed Weisacosky
 1970 – Nick Buoniconti
 1971 – Nick Buoniconti
 1972 – Nick Buoniconti
 1973 – Nick Buoniconti
 1974 – Nick Buoniconti
 1975 – Bob Matheson
 1976 – Steve Towle
 1977 – Steve Towle
 1978 – Larry Gordon
 1979 – Larry Gordon
 1980 – Kim Bokamper
 1981 – Earnie Rhone
 1982 – A.J. Duhe
 1983 – Bob Brudzinski
 1984 – Bob Brudzinski
 1985 – Hugh Green
 1986 – John Offerdahl
 1987 – John Offerdahl
 1988 – John Offerdahl
 1989 – Barry Krauss
 1990 – John Offerdahl
 1991 – Bryan Cox
 1992 – Bryan Cox
 1993 – Bryan Cox
 1994 – Bryan Cox
 1995 – Bryan Cox

OUTSTANDING DEFENSIVE LINEMAN

(1966-95)

1966 – DE Ed Cooke
 1967 – DT Ray Jacobs
 1968 – DT Manny Fernandez
 1969 – DT Manny Fernandez
 1970 – DT Manny Fernandez
 1971 – DT Manny Fernandez
 1972 – DT Manny Fernandez
 1973 – DT Manny Fernandez
 1974 – DE Vern Den Herder
 1975 – DE Vern Den Herder
 1976 – DE Vern Den Herder
 1977 – DE A.J.Duhe, DT Bob Baumhower
 1978 – DE Vern Den Herder

- 1979 – DE Vern Den Herder
- 1980 – DT Bob Baumhower
- 1981 – DT Bob Baumhower
- 1982 – DT Bob Baumhower
- 1983 – DE Doug Betters
- 1984 – DE Doug Betters
- 1985 – DT Mike Charles
- 1986 – DE T.J. Turner
- 1987 – DE John Bosa
- 1988 – DT Brian Sochia
- 1989 – DE Jeff Cross
- 1990 – DE Jeff Cross
- 1991 – DE Jeff Cross
- 1992 – DE Marco Coleman
- 1993 – DE Jeff Cross
- 1994 – DT Tim Bowers
- 1995 – DE Marco Coleman

ROOKIE OF THE YEAR

(1966-95)

- 1966 – LB Frank Emanuel
- 1967 – WR Jack Clancy
- 1968 – RB Jim Kiick
- 1969 – DE Bill Stanfill
- 1970 – S Jake Scott
- 1971 – none
- 1972 – none
- 1973 – none
- 1974 – WR Nat Moore
- 1975 – LB Steve Towle
- 1976 – WR Duriel Harris
- 1977 – CB Norris Thomas
- 1978 – CB Gerald Small
- 1979 – K Uwe von Schamann
- 1980 – QB David Woodley
- 1981 – FB Andra Franklin
- 1982 – LB Charles Bowser
- 1983 – QB Dan Marino
- 1984 – LB Jay Brophy
- 1985 – K Fuad Reveiz
- 1986 – LB John Offerdahl
- 1987 – RB Troy Stradford
- 1988 – S Jarvis Williams
- 1989 – S Louis Oliver
- 1990 – T Richmond Webb
- 1991 – LB Bryan Cox
- 1992 – DE Marco Coleman
- 1993 – RB Terry Kirby
- 1994 – DT Tim Bowers
- 1995 – T Billy Milner

OUTSTANDING SPECIAL TEAMS PLAYER

(1972-95)

- 1972 – CB Lloyd Mumphord
- 1973 – LB Bruce Bannon

- 1974 – FB Don Nottingham
- 1975 – S Barry Hill
- 1976 – KR Freddie Solomon
- 1977 – G Ed Newman
- 1978 – CB Charles Cornelius, P George Roberts
- 1979 – RB Tony Nathan
- 1980 – S Don Bessillieu
- 1981 – RB Tom Vigorito
- 1982 – K Uwe von Schamann
- 1983 – CB Robert Sowell
- 1984 – P Reggie Roby
- 1985 – TE Bruce Hardy
- 1986 – CB Reyna Thompson
- 1987 – S Liffort Hobley
- 1988 – WR/RB Jim Jensen
- 1989 – K Pete Stoyanovich
- 1990 – CB Kerry Glenn
- 1991 – P Reggie Roby, K Pete Stoyanovich
- 1992 – K Pete Stoyanovich
- 1993 – WR O.J. McDuffie
- 1994 – CB Sean Hill
- 1995 – CB Sean Hill

TOMMY FITZGERALD AWARD

(outstanding rookie in training camp, 1969-94)

- 1969 – CB Lloyd Mumphord
- 1970 – LB Mike Kolen
- 1971 – WR Otto Stowe
- 1972 – S Charlie Babb
- 1973 – WR Bo Rather
- 1974 – WR Nat Moore
- 1975 – S Barry Hill
- 1976 – LB Larry Gordon
- 1977 – DE A.J. Duhe, DT Bob Baumhower
- 1978 – CB Gerald Small
- 1979 – K Uwe von Schamann
- 1980 – CB Don McNeal
- 1981 – RB Tom Vigorito
- 1982 – LB Charles Bowser
- 1983 – QB Dan Marino
- 1984 – RB Joe Carter
- 1985 – RB Lorenzo Hampton
- 1986 – LB John Offerdahl
- 1987 – RB Troy Stradford
- 1988 – S Jarvis Williams
- 1989 – C Jeff Uhlenhake
- 1990 – T Richmond Webb
- 1991 – LB Bryan Cox
- 1992 – DE Marco Coleman
- 1993 – RB Terry Kirby
- 1994 – DT Tim Bowers

PLAYERS OF THE WEEK AND MONTH

Offensive/Defensive Player of the Week (since 1984)
Special Teams Player of the Week (since 1993)
Offensive/Defensive Player of the Month (since 1988)

1984

Player of the Week (4)

QB Dan Marino (Week 1 at Washington) – Offense
QB Dan Marino (Week 5 at St. Louis) – Offense
QB Dan Marino (Week 14 vs. L.A. Raiders) – Offense
WR Mark Clayton (Week 16 vs. Dallas) – Offense

1985

Player of the Week (3)

QB Dan Marino (Week 4 at Denver) – Offense
QB Dan Marino (Week 14 at Green Bay) – Offense
S Glenn Blackwood (Week 15 vs. Buffalo) – Defense

1986

Player of the Week (2)

LB John Offerdahl (Week 8 at Indianapolis) – Defense
QB Dan Marino (Week 15 at L.A. Rams) – Offense

Player of the Month (1)

QB Dan Marino (November) – Offense

1987

Player of the Week (2)

RB Troy Stradford (Week 11 at Dallas) – Offense
WR Mark Duper (Week 15 vs. Washington) – Offense

1988

Player of the Week (3)

LB Mark Brown (Week 5 vs. Minnesota) – Defense
QB Dan Marino (Week 7 vs. San Diego) – Offense
QB Dan Marino (Week 15 vs. Cleveland) – Offense

Player of the Month (1)

QB Dan Marino (October) – Offense

1989

Player of the Week (3)

QB Dan Marino (Week 2 at New England) – Offense
S Louis Oliver (Week 5 vs. Cleveland) – Defense
QB Dan Marino (Week 10 at N.Y. Jets) – Offense

1990

Player of the Week (3)

RB Sammie Smith (Week 1 at New England) – Offense
QB Dan Marino (Week 14 vs. Philadelphia) – Offense
QB Dan Marino (AFC First-Round Playoff Game vs. Kansas City) – Offense (NFL)

Player of the Month (1)

LB John Offerdahl & DE Jeff Cross (October) – Defense

1991

Player of the Week (1)

QB Dan Marino (Week 15 vs. Cincinnati) – Offense

1992

Player of the Week (3)

LB Bryan Cox (Week 4 at Seattle) – Defense
S Louis Oliver (Week 5 at Buffalo) – Defense
CB Troy Vincent (AFC Divisional Playoff Game vs. San Diego) – Defense (NFL)

Player of the Month (1)

LB Bryan Cox (September) – Defense

1993

Player of the Week (4)

QB Dan Marino (Week 4 at Buffalo) – Offense
QB Scott Mitchell (Week 6 at Cleveland) – Offense
QB Scott Mitchell (Week 9 vs. Kansas City) – Offense
P Dale Hatcher (Week 12 vs. New England) – Special Teams

Player of the Month (1)

QB Scott Mitchell (October) – Offense

1994

Player of the Week (5)

QB Dan Marino (Week 1 vs. New England) – Offense
K Pete Stoyanovich (Week 9 at New England) – Special Teams
WR Mark Ingram (Week 13 at N.Y. Jets) – Offense
RB Bernie Parmalee (Week 15 vs. Kansas City) – Offense
QB Dan Marino (AFC First-Round Playoff Game vs. Kansas City) – Offense (NFL)

1995

Player of the Week (2)

QB Dan Marino (Week 14 vs. Atlanta) – Offense
CB Terrell Buckley (Week 17 at St. Louis) – Defense

1996

Player of the Week (2)

RB Karim Abdul-Jabbar (Week 1 vs. New England) – Offense
K Joe Nedney (Week 16 vs. Buffalo) – Special Teams

Rookie of the Month (1)

LB Zach Thomas (October) – Defense

1997

Player of the Week (3)

S Shawn Wooden (Week 1 vs. Indianapolis) – Defense
LB Derrick Rodgers (Week 7 at N.Y. Jets) – Defense
CB Terrell Buckley (Week 15 vs. Detroit) – Defense

1998

Player of the Week (2)

LB Robert Jones (Week 11 at Carolina) – Defense
QB Dan Marino (Week 16 vs. Denver) – Offense

Player of the Month (2)

LB Zach Thomas (September) – Defense
LB Robert Jones (December) – Defense

1999

Player of the Week (9)

QB Dan Marino (Week 1 at Denver) – Offense
CB Sam Madison (Week 2 vs. Arizona) – Defense
QB Dan Marino (Week 5 at Indianapolis) – Offense
CB Sam Madison (Week 6 at New England) – Defense
K Olindo Mare (Week 6 at New England) – Special Teams
PR Nate Jacquet (Week 8 at Oakland) – Special Teams
CB Sam Madison (Week 9 vs. Tennessee) – Defense
K Olindo Mare (Week 15 vs. San Diego) – Special Teams
DE Trace Armstrong (AFC First-Round Playoff Game vs. Seattle) – Defense (NFL)

Player of the Month (1)

K Olindo Mare (October) – Special Teams

2000

Player of the Week (4)

RB Lamar Smith (Week 1 vs. Seattle) – Offense
S Brian Walker (Week 11 at San Diego) – Defense
RB Lamar Smith (AFC First-Round Playoff Game vs. Indianapolis) – Offense (NFL)
P Matt Turk (AFC First-Round Playoff Game vs. Indianapolis) – Special Teams (NFL)

Rookie of the Month (1)

T Todd Wade (October) – Offense

2001

Player of the Week (5)

LB Zach Thomas (Week 1 at Tennessee) – Defense
P Matt Turk (Week 4 vs. New England) – Special Teams
P Matt Turk (Week 12 vs. Denver) – Special Teams
S Brock Marion (Week 13 vs. Indianapolis) – Defense
LB Zach Thomas (Week 16 vs. Atlanta) – Defense

Player of the Month (1)

S Brock Marion (December) – Defense

Rookie of the Month (1)

WR Chris Chambers (November) – Offense

2002

Player of the Week (5)

DE Jason Taylor (Week 6 at Denver) – Defense
DE Adewale Ogunleye (Week 11 vs. Baltimore) – Defense
RB Ricky Williams (Week 12 vs. San Diego) – Offense
RB Ricky Williams (Week 14 vs. Chicago) – Offense
DE Jason Taylor (Week 15 vs. Oakland) – Defense

Player of the Month (2)

DE Jason Taylor (October) – Defense
DE Jason Taylor (November) – Defense

2003

Player of the Week (3)

DE Adewale Ogunleye (Week 3 vs. Buffalo) – Defense
DE Jason Taylor (Week 12 vs. Washington) – Defense
QB Jay Fiedler (Week 13 at Dallas) – Offense

Player of the Month (1)

CB Patrick Surtain (October) – Defense

2004

Player of the Week (2)

Wes Welker (Week 5 at New England) – Special Teams
DE Jason Taylor (Week 12 at San Francisco) – Defense

2005

Player of the Week (4)

S Lance Schulters (Week 3 vs. Carolina) – Defense
DE Jason Taylor (Week 12 at Oakland) – Defense
WR Chris Chambers (Week 13 vs. Buffalo) – Offense
LB Zach Thomas (Week 14 at San Diego) – Defense

2006

Player of the Week (2)

DE Jason Taylor (Week 9 at Chicago) – Defense
DE Jason Taylor (Week 11 vs. Minnesota) – Defense

Player of the Month (1)

DE Jason Taylor (November) – Defense

2007

Player of the Week (1)

QB Cleo Lemon (Week 15 vs. Baltimore) – Offense

2008

Player of the Week (3)

RB Ronnie Brown (Week 3 at New England) – Offense
QB Chad Pennington (Week 8 vs. Buffalo) – Offense
K Dan Carpenter (Week 14 vs. Buffalo at Toronto) – Special Teams

Player of the Month (2)

LB Joey Porter (October) – Defense
K Dan Carpenter (November) – Special Teams

2009

Player of the Week (3)

KR Ted Ginn, Jr. (Week 7 at N.Y. Jets) – Special Teams
RB Ricky Williams (Week 11 at Carolina) – Offense
K Dan Carpenter (Week 13 vs. New England) – Special Teams

Player of the Month (1)

KR Ted Ginn, Jr. (November) – Special Teams

2010

Player of the Week (2)

K Dan Carpenter (Week 6 at Green Bay) – Special Teams
K Dan Carpenter (Week 8 at Cincinnati) – Special Teams

Player of the Month (1)

K Dan Carpenter (October) – Special Teams

2011

Player of the Week (2)

QB Matt Moore (Week 9 at Kansas City) – Offense
RB Reggie Bush (Week 15 at Buffalo) – Offense

2012

Player of the Week (3)

RB Reggie Bush (Week 2 vs. Oakland) – Offense
DT Randy Starks (Week 5 at Cincinnati) – Defense
DE Oliver Vernon (Week 8 at N.Y. Jets) – Special Teams

Player of the Month (1)

DE Cameron Wake (October) – Defense

2013

Player of the Week (3)

DE Cameron Wake (Week 9 vs. Cincinnati) – Defense
DE Olivier Vernon (Week 13 at N.Y. Jets) – Defense
S Michael Thomas (Week 15 vs. New England) – Defense

2014

Player of the Week (3)

DE Cameron Wake (Week 1 vs. New England) – Defense
S Louis Delmas (Week 8 at Jacksonville) – Defense
CB Brent Grimes (Week 9 vs. San Diego) – Defense

Player of the Month (1)

Ret. Jarvis Landry (October) – Special Teams

2015

Player of the Week (3)

Ret. Jarvis Landry (Week 1 at Washington) – Special Teams
DE Cameron Wake (Week 6 at Tennessee) – Defense
QB Ryan Tannehill (Week 7 vs. Houston) – Offense

Player of the Week (4)

RB Jay Ajayi (Week 6 vs. Pittsburgh) – Offense

RB Jay Ajayi (Week 7 vs. Buffalo) – Offense

QB Matt Moore (Week 15 at N.Y. Jets) – Offense

RB Jay Ajayi (Week 16 at Buffalo) – Offense

Player of the Week (2)

K Cody Parkey (Week 2 at L.A. Chargers) – Special Teams

CB Xavier Howard (Week 14 vs. New England) – Defense

LEAGUE LEADERS**INDIVIDUAL****POINTS**

Year	Player	Total
1971	Garo Yepremian	117
1992	Pete Stoyanovich	124

TOTAL TOUCHDOWNS

Year	Player	Total
1984	Mark Clayton	18
	(tied, Marcus Allen of L.A. Raiders)	
1997	Karim Abdul-Jabbar	16

RUSHING TOUCHDOWNS

Year	Player	Total
1972	Mercury Morris.....	12
1997	Karim Abdul-Jabbar	15
	(tied, Terrell Davis of Denver)	

RECEIVING TOUCHDOWNS

Year	Player	Total
1971	Paul Warfield	11
1977	Nat Moore	12
1984	Mark Clayton	18
1988	Mark Clayton	14

FIELD GOALS

Year	Player	Total
1991	Pete Stoyanovich	31
	(tied, Chip Lohmiller of Washington)	
1992	Pete Stoyanovich	30
	(tied, Chip Lohmiller of Washington)	
1999	Olindo Mare	39

RUSHING

Year	Player	Total
2002	Ricky Williams	1,853

QUARTERBACK RATING

Year	Player	Total
1977	Bob Griese.....	88.0
1984	Dan Marino	108.9

PASSING YARDS

Year	Player	Total
1984	Dan Marino	5,084
1985	Dan Marino	4,137
1986	Dan Marino	4,746
1988	Dan Marino	4,434
1992	Dan Marino	4,116

TOUCHDOWN PASSES

Year	Player	Total
1977	Bob Griese.....	22
1984	Dan Marino	48

1985	Dan Marino	30
1986	Dan Marino	44

PASS COMPLETIONS

Year	Player	Total
1984	Dan Marino	362
1985	Dan Marino	336
1986	Dan Marino	378
1988	Dan Marino	354
1992	Dan Marino	330

PASS ATTEMPTS

Year	Player	Total
1984	Dan Marino	564
1986	Dan Marino	623
1988	Dan Marino	606
1992	Dan Marino	554

COMPLETION PERCENTAGE

Year	Player	Pct.
2008	Chad Pennington.....	67.4

RECEPTIONS

Year	Player	Total
1998	O.J. McDuffie	90
2017	Jarvis Landry	112

GROSS PUNTING

Year	Player	Avg.
1991	Reggie Roby	45.7
1996	John Kidd	46.3
2012	Brandon Fields.....	50.2

NET PUNTING

Year	Player	Avg.
2005	Donnie Jones.....	39.3

INTERCEPTIONS

Year	Player	Total
1967	Dick Westmoreland	10
1973	Dick Anderson	8
1999	Sam Madison	7
	(tied, four others)	

KICKOFF RETURNS

Year	Player	Total
1976	Duriel Harris.....	32.9
1983	Fulton Walker	26.7

SACKS

Year	Player	Total
2002	Jason Taylor.....	18.5

TEAM

MOST POINTS SCORED

Year	Total
1972	385
1984	513
1986	430

FEWEST POINTS ALLOWED

Year	Total
1972	171
1973	150
1983	250
1998	265

MOST TOTAL YARDS

Year	Total
1972	5036
1984	6936*
1994	6078

FEWEST TOTAL YARDS ALLOWED

Year	Total
1972	2312
1983	3297

MOST RUSHING YARDS

Year	Total
1971	2429
1972	2960

MOST PASSING YARDS

Year	Total
1984	5018*
1986	4779
1987	3876
1988	4516
1993	4353


FEWEST PASSING YARDS ALLOWED

Year	Total
1972	1290
1982	1027
2001	2829

RECORDS OF DOLPHINS STARTING QBs (1966-2017)

PLAYER	YEARS	REGULAR SEASON	PLAYOFFS	TOTAL
Dan Marino	1983-99	147-93-0	8-10	155-103-0
Bob Griese	1967-80	92-56-3	6-5	98-61-3
Jay Fiedler	2000-04	36-23-0	1-2	37-25-0
Ryan Tannehill	2012-17	37-40-0	0-0	37-40-0
David Woodley	1980-83	27-12-1	3-2	30-14-1
Don Strock	1974-87	14-6-0	0-0	14-6-0
Earl Morrall	1972-76	11-1-0	2-0	13-1-0
Chad Henne	2008-10	13-19-0	0-0	13-19-0
Chad Pennington	2008-10	12-8-0	0-1	12-9-0
Gus Frerotte	2005	9-6-0	0-0	9-6-0
Matt Moore	2011-17	8-9-0	0-1	8-10-0
Jay Cutler	2017	6-8-0	0-0	6-8-0
Damon Huard	1997-2000	5-1-0	0-0	5-1-0
Joey Harrington	2006	5-6-0	0-0	5-6-0
Brian Griese	2003	3-2-0	0-0	3-2-0
Scott Mitchell	1990-93	3-4-0	0-0	3-4-0
A.J. Feeley	2004	3-5-0	0-0	3-5-0
John Stofa	1966-67, 1969-70	2-0-0	0-0	2-0-0
Steve DeBerg	1993	2-2-0	0-0	2-2-0
Ray Lucas	2001-02	2-4-0	0-0	2-4-0
George Wilson, Jr.	1966	2-5-0	0-0	2-5-0
George Mira	1971	1-0-0	0-0	1-0-0
Craig Erickson	1996-98	1-2-0	0-0	1-2-0
Kyle Mackey	1987	1-2-0	0-0	1-2-0
Daunte Culpepper	2006	1-3-0	0-0	1-3-0
Cleo Lemon	2005-07	1-7-0	0-0	1-7-0
Rick Norton	1966-69	1-10-0	0-0	1-10-0
Tyler Thigpen	2009-10	0-1-0	0-0	0-1-0
Sage Rosenfels	2002-05	0-2-0	0-0	0-2-0
Bernie Kosar	1994-96	0-2-0	0-0	0-2-0
John Beck	2007	0-4-0	0-0	0-4-0
Dick Wood	1966	0-4-0	0-0	0-4-0
Trent Green	2007	0-5-0	0-0	0-5-0
TOTALS		445-351-4	20-21	465-372-4

DOLPHINS IN THE HALL OF FAME



DON SHULA

INDUCTED: 1997 // BORN: 1/4/30 // COLLEGE: JOHN CARROLL
PLAYER: 1951-57 // ASSISTANT COACH: 1960-62
HEAD COACH: 1963-95 // DOLPHINS HEAD COACH: 1970-95
PRESENTED INTO HALL BY: DAVID AND MIKE SHULA

On July 26, 1997, Don Shula capped an illustrious career when he was inducted into the Pro Football Hall of Fame in Canton, Ohio, following his election into that shrine on Jan. 25, 1997, his first year of eligibility. Shula's unanimous election to the Hall was the ultimate honor in a career full of record-setting accomplishments.

For the past 23 years, Shula has served as Vice Chairman of the Miami Dolphins, having been named to that position on Jan. 5, 1996. This year marks his 49th season with the Dolphins, a tenure that started when he was named head coach of the club in 1970. He was enshrined on the Dolphins Honor Roll at Hard Rock Stadium on Nov. 25, 1996, and was inducted in the Dolphins Walk of Fame on Dec. 4, 2011.

Shula's record as head coach of the Dolphins (1970-95) and before that as head coach of the Baltimore Colts (1963-69) is unmatched in National Football League history. In 1995, he concluded his 33rd season as an NFL head coach and his 26th season as head coach of the Dolphins. He owns a career record of 347-173-6 (.665), including a regular season mark of 328-156-6 (.676), and is the winningest coach in NFL history. On Nov. 14, 1993 in Philadelphia, when the Dolphins defeated the Philadelphia Eagles 19-14, Shula won his 325th career game, moving him past the immortal George Halas (324-151-31) and setting an NFL record for most career victories, a mark once thought to be unreachable. Shula's 328 regular season wins also is an NFL record, surpassing Halas' former NFL mark of 318 regular season victories. Shula and Halas are the only NFL coaches to win 300 or more career games, as Shula recorded his 300th career win on September 22, 1991, with a 16-13 triumph over Green Bay in just his 29th year as an NFL head coach, as compared to 36 seasons for Halas to accomplish that feat.

In addition, Shula won Super Bowl titles in 1972 and 1973, one of only six coaches in NFL history to win consecutive Super Bowls. His 1972 team went 17-0, recording the only undefeated season in NFL annals. He is one of only two coaches (along with New England's Bill Belichick) to appear in six or more Super Bowls, and is one of only two coaches (along with Buffalo's Marv Levy) to reach the Super Bowl three straight seasons (1971-73). He also advanced to the Super Bowl with the Dolphins in 1982 and 1984, as well as in 1968 as head coach of the Baltimore Colts.

A remarkable 20 times in 33 seasons, Shula's teams reached the playoffs. His teams won at least 10 games 21 times in those 33 years, and he suffered only two losing seasons (6-8 in 1976 and 6-10 in 1988) in that span. He averaged more than 10 wins per season in his career (347 wins in 33 years as a head coach), and he was the youngest coach to win 100, 200 and 300 games.

During Shula's tenure with the Dolphins, from the time he replaced George Wilson on Feb. 18, 1970 to become the franchise's second-ever head coach through his final season in 1995, his winning percentage of .658 (257-133-2) during that time was the best record in all of professional sports. The Dolphins either won or shared first place in the AFC East 15 times in the 26 years under Shula, and reached the playoffs 16 times. His ultimate achievement was the NFL's only unbeaten, untied record of 17-0 in 1972, capped by a 14-7 win over the Washington Redskins in Super Bowl VII. He won a second consecutive Super Bowl title in 1973, defeating the Minnesota Vikings 24-7 in Super Bowl VIII, and compiled an overall record of 32-2 in those back-to-back seasons, a two-year mark that has yet to be surpassed.

Before joining the Dolphins, Shula spent seven years (1963-69) as head coach of the Colts. In that span he compiled a record of 73-26-4 (.728) and advanced to the playoffs four times,

including two appearances in the NFL Championship Game, in 1964 and 1968 after 12-2 and 13-1 campaigns, respectively. He became the youngest head coach (33 years old) in the history of the NFL when he was named the Colts' head coach in 1963.

Shula succeeded Weeb Ewbank as head coach in Baltimore after serving three years (1960-62) as defensive coordinator of the Detroit Lions, with the team going 26-13-1 in that period. Shula entered the coaching ranks with an assistant's job at Virginia (1958) and Kentucky (1959) before joining the Lions.

Shula broke into the NFL as the lone rookie on Coach Paul Brown's defending NFL champion Cleveland Browns in 1951. He was involved in the largest trade in modern NFL history, a 15-player deal with Baltimore in 1953, and Shula played four seasons with the Colts (1953-56) and one season at Washington (1957) at right cornerback. He had 21 career interceptions for 247 yards in seven seasons. In college, he was a running back at John Carroll University in Cleveland, and in 1950 he gained 125 yards when the Blue Streaks upset Syracuse, 21-15.

Shula also contributed to the growth of the NFL off the field by serving from 1975 through 1995 (including the last two years in that span as co-chairman along with George Young of the New York Giants) on the league's influential Competition Committee, which evaluates and recommends changes in playing rules to make the game more open and exciting, and to improve player safety.

In addition to his own election to the Pro Football Hall of Fame, Shula was selected to present five other members for induction into the Hall (Larry Csonka, Bob Griese, Jim Langer, Larry Little and Dwight Stephenson), including two (Csonka and Langer) on the same day. Shula is one of three individuals (along with Al Davis and Edward DeBartolo) to present five or more inductees into the Hall.

Shula was further honored on Jan. 31, 2010, when NFL Commissioner Roger Goodell announced the establishment of a new league award – "The Don Shula NFL High School Coach of the Year Award" – which honors high school football coaches that display the integrity, achievement and leadership that Coach Shula exemplified throughout his NFL career. The Don Shula Award winner is recognized at the Super Bowl and receives \$10,000 and his high school football program is awarded \$15,000.

In addition, on that same day the Dolphins unveiled the "Perfect Moment in Time" statue in honor of Coach Shula. The 10-foot sculpture depicts Coach Shula raised upon the shoulders of two players, Nick Buoniconti and Al Jenkins, and captures the perfect moment in time immediately after the Dolphins completed their undefeated season in 1972. The statue adorns the entrance of the Dolphins' corporate headquarters at Hard Rock Stadium, and that office bears the address of "347 Don Shula Drive" to reflect the total number of victories Shula amassed during his career.

Along with his football responsibilities, Shula always has given considerable time, plus financial and emotional support, to many area charities. The Don Shula Foundation, formed primarily to assist breast cancer research, was established as a tribute to his late wife, Dorothy. Shula also has been active in the American Cancer Society, March of Dimes, American Red Cross, the United Way and Catholic Charities.

A member of the Class of 1951 at John Carroll, Shula helps fund a \$1 million chair in the University's Department of Philosophy. On September 27, 2003, John Carroll University showed its appreciation for Shula's support of the school by naming its new stadium Don Shula Stadium. Shula also has received honorary doctorate degrees from John Carroll, St. Thomas University, the University of Miami and Florida Atlantic University.

Because of his success on the football field and his long-time civic and charitable service, Shula has received countless prestigious awards recognizing his contributions, including the 1993 Sports Illustrated Sportsman of the Year Award and the 1994 Horatio Alger Award. In addition, along with Ken Blanchard, in 1995 Shula co-authored "Everyone's A Coach," a highly acclaimed book that outlines the application of their managerial philosophies for business and personal success. Shula personifies those business principles himself, serving as an equity partner in two highly successful undertakings, Shula Enterprises, Inc. along with Don Shula's Steakhouse, LLLP. At age 82, Shula started a hamburger chain, "Shula Burger," and has opened 10 stores in the past four years under that umbrella.

Shula's oldest son, David, 59, and his wife, Leslie, have three sons, Danny, Christopher and Matthew. David served as the head coach of the Cincinnati Bengals from 1992-96, and when Don Shula's Dolphins played David Shula's Bengals on October 2, 1994 and October 1, 1995, both at Cincinnati's Riverfront Stadium, it marked the only two times in the history of professional sports that a father and son faced each other as head coaches. David currently is an assistant coach at Dartmouth. His son, Chris, is an assistant linebackers coach for the Los Angeles Rams, becoming a third-generation Shula to coach in the NFL, following his father and grandfather.

Shula's other son, Mike, 53, currently is in his first season as offensive coordinator for

the New York Giants. He spent the previous seven years with the Carolina Panthers as the team's offensive coordinator (2013-17) and quarterbacks coach (2011-12). He joined the Panthers after serving four years as the QB coach of the Jacksonville Jaguars (2007-10). He spent four seasons (2003-06) as the head coach at the University of Alabama and led the Crimson Tide to a Cotton Bowl win and a 10-2 record in 2005. He had rejoined the Dolphins' staff as quarterbacks coach in 2000 after serving the four previous seasons as the offensive coordinator of the Tampa Bay Buccaneers; he also spent the 1991-92 seasons as a coaches' assistant under his father in Miami. Mike and his wife, Shari, have three daughters, Samantha, Brooke and Ryan.

Mike and David Shula presented their father for induction into the Pro Football Hall of Fame in 1997, becoming the first pair ever to present a Hall of Famer for induction.

Shula's oldest daughter, Donna, has five children, Alex, Lindsey, Tyler, and twins Calvin and Carly. Another daughter, Sharon, resides in New York, while youngest daughter, Annie, lives and works in Broward County.

Shula and his wife, Mary Anne, who is president and CEO of Shula Steak Houses, LLLP, reside in Miami Beach and continue to be very active in charitable and community affairs. They visited U.S. soldiers stationed in Iraq and Afghanistan as part of a USO tour to raise troop morale. They were married on Oct. 15, 1993, and their family together now includes eight children, 16 grandchildren and three great-grandchildren.

DON SHULA'S CAREER RECORD

YEAR	TEAM	W	L	T	PCT.	FINISH
1963	Baltimore	8	6	0	.571	3rd, NFL West Conf.
1964*	Baltimore	12	2	0	.857	1st, NFL West Conf.
1965	Baltimore	10	3	1	.750	T-1st, NFL West Conf.
1966	Baltimore	9	5	0	.643	2nd, NFL West Conf.
1967	Baltimore	11	1	2	.857	T-1st, NFL Coastal
1968*	Baltimore	13	1	0	.929	1st, NFL Coastal
1969	Baltimore	8	5	1	.607	2nd, NFL Coastal
1970	Miami	10	4	0	.714	2nd, AFC East
1971*	Miami	10	3	1	.750	1st, AFC East
1972**	Miami	14	0	0	1.000	1st, AFC East
1973**	Miami	12	2	0	.857	1st, AFC East
1974	Miami	11	3	0	.786	1st, AFC East
1975	Miami	10	4	0	.714	T-1st, AFC East
1976	Miami	6	8	0	.429	3rd, AFC East
1977	Miami	10	4	0	.714	T-1st, AFC East
1978	Miami	11	5	0	.688	T-1st, AFC East
1979	Miami	10	6	0	.625	1st, AFC East
1980	Miami	8	8	0	.500	3rd, AFC East
1981	Miami	11	4	1	.719	1st, AFC East
1982*	Miami	7	2	0	.777	1st, AFC East
1983	Miami	12	4	0	.750	1st, AFC East
1984*	Miami	14	2	0	.875	1st, AFC East
1985	Miami	12	4	0	.750	1st, AFC East
1986	Miami	8	8	0	.500	3rd, AFC East
1987	Miami	8	7	0	.533	T-2nd, AFC East
1988	Miami	6	10	0	.375	5th, AFC East
1989	Miami	8	8	0	.500	T-2nd, AFC East
1990	Miami	12	4	0	.750	2nd, AFC East
1991	Miami	8	8	0	.500	T-2nd, AFC East
1992	Miami	11	5	0	.688	1st, AFC East
1993	Miami	9	7	0	.563	2nd, AFC East
1994	Miami	10	6	0	.625	1st, AFC East
1995	Miami	9	7	0	.563	T-2nd, AFC East

*NFL runner-up

**NFL Champion

	REGULAR SEASON				ALL GAMES			
	W	L	T	PCT.	W	L	T	PCT.
Baltimore Totals	71	23	4	.745	73	26	4	.728
Miami Totals	257	133	2	.658	274	147	2	.650
33-YEAR TOTALS.....	328	156	6	.676	347	173	6	.665

NFL'S TOP 20 COACHES

(based on career wins)

COACH	YEARS	TEAMS	REGULAR SEASON				CAREER			
			W	L	T	PCT.	W	L	T	PCT.
DON SHULA	33	COLTS, DOLPHINS	328	156	6	.676	347	173	6	.665
George Halas	40	Bears	318	148	31	.671	324	151	31	.671
Bill Belichick	23	Browns, Patriots	250	118	0	.679	278	129	0	.683
Tom Landry	29	Cowboys	250	162	6	.605	270	178	6	.601
Curly Lambeau	33	Packers, Cardinals Redskins	226	132	22	.623	229	134	22	.623
Chuck Noll	23	Steelers	193	148	1	.563	209	156	1	.572
M. Schottenheimer	21	Browns, Chiefs, Redskins, Chargers	200	126	1	.613	205	139	1	.596
Dan Reeves	23	Broncos, Giants, Falcons	190	165	2	.535	201	174	2	.536
Andy Reid	19	Eagles, Chiefs	183	120	1	.604	194	133	1	.593
Chuck Knox	22	Rams, Bills, Seahawks	186	147	1	.558	193	158	1	.550
Bill Parcells	19	Giants, Patriots, Jets, Cowboys	172	130	1	.569	183	138	1	.570
Tom Coughlin	20	Jaguars, Giants	170	150	0	.531	182	157	0	.537
Mike Shanahan	20	Raiders, Broncos, Redskins	170	138	0	.552	178	144	0	.553
Jeff Fisher	22	Oilers/Titans, Rams	173	165	1	.512	178	171	1	.510
Mike Holmgren	17	Packers, Seahawks	161	111	0	.592	174	122	0	.588
Joe Gibbs	16	Redskins	154	94	0	.621	171	101	0	.629
Paul Brown	21	Browns, Bengals	166	100	6	.621	170	108	6	.609
Bud Grant	18	Vikings	158	96	5	.620	168	108	5	.607
Bill Cowher	15	Steelers	149	90	1	.623	161	99	1	.619
Steve Owen	24	Giants	153	100	17	.605	155	108	17	.584

DON SHULA'S MILESTONES

Don Shula passed the immortal George Halas to become the winningest coach in NFL history when he registered victory number 325 in Miami's 19-14 win at Philadelphia on Nov. 14, 1993. Shula concluded coaching with a career record of 347-173-6 (.665). On Dec. 25, 1994, in Miami's 27-20 win over Detroit, Shula won the 319th regular season game of his career and broke the NFL record for most regular season coaching wins by Halas (318 wins). Shula owned a 328-156-6 (.676) regular season record. In 1991, Shula joined Halas (324 wins) as the only NFL coaches with 300 or more career wins. Shula accomplished his milestone 300th career win with a 16-13 triumph over the Green Bay Packers on Sept. 22, 1991. Shula won the 300th regular-season game of his coaching career with a 16-13 overtime win at New England on Dec. 27, 1992.

Shula added another historic career milestone in Miami's 30-7 win over the Buffalo Bills on Sept. 16, 1990, as he recorded his 200th regular season victory since joining the Dolphins in 1970. Shula joined Hall of Fame coaches Curly Lambeau (Green Bay), George Halas (Chicago) and Tom Landry (Dallas) as the only NFL coaches to earn 200 or more regular season wins with one NFL club.

CAREER NFL WINS

CAREER WIN NO.	OPPONENT	SCORE	DATE	OPPOSING HEAD COACH
1	at San Francisco	20-14	9/22/63	Red Hickey
50	New Orleans	30-10	12/10/67	Tom Fears
100	San Diego	24-10	10/15/72	Harland Svare
150	N.Y. Jets	16-0	9/26/76	Lou Holtz
200	at New England	30-27 (OT)	11/8/81	Ron Erhardt
250	at Buffalo	23-14	11/24/85	Hank Bullough
300	Green Bay	16-13	9/22/91	Lindy Infante
324	Kansas City	30-10	10/31/93	Marty Schottenheimer
325	at Philadelphia	19-14	11/14/93	Rich Kotite
347	at St. Louis	41-22	12/24/95	Rich Brooks

DON SHULA'S MILESTONES (Continued)

REGULAR-SEASON NFL WINS


REGULAR SEASON WIN NO.	OPPONENT	SCORE	DATE	OPPOSING HEAD COACH
1	at San Francisco	20-14	9/22/63	Red Hickey
50	New Orleans	30-10	12/10/67	Tom Fears
100	New England	52-0	11/12/72	Phil Bengtson
150	at N.Y. Jets	14-10	11/6/77	Walt Michaels
200	Buffalo	27-10	12/27/82	Chuck Knox
250	Pittsburgh	35-24	11/1/87	Chuck Noll
300	at New England	16-13(OT)	12/27/92	Dick MacPherson
318	Kansas City	45-28	12/12/94	Marty Schottenheimer
319	Detroit	27-20	12/25/94	Wayne Fontes
328	at St. Louis	41-22	12/24/95	Rich Brooks

REGULAR-SEASON WINS WITH DOLPHINS

REGULAR SEASON WIN NO.	OPPONENT	SCORE	DATE	OPPOSING HEAD COACH
1	at Houston	20-10	9/27/70	Wally Lemm
50	Kansas City	9-3	10/20/74	Hank Stram
100	Green Bay	27-7	10/28/79	Bart Starr
150	at New England	44-24	10/21/84	Ron Meyer
200	Buffalo	30-7	9/16/90	Marv Levy
250	at New England	20-3	9/10/95	Bill Parcells

REGULAR-SEASON GAMES AS NFL COACH

REGULAR SEASON GAME NO.	OPPONENT	SCORE	DATE	OPPOSING HEAD COACH
1	N.Y. Giants	28-37	9/15/63	Allie Sherman
50	Washington	37-10	11/6/66	Otto Graham
100	at Houston	20-10	9/27/70	Wally Lemm
150	Kansas City	9-3	10/20/74	Hank Stram
200	Buffalo	31-14	12/17/77	Jim Ringo
250	Pittsburgh	30-10	9/10/81	Chuck Noll
300	at San Diego	28-34	11/18/84	Don Coryell
350	at Philadelphia	28-10	12/13/87	Buddy Ryan
400	New England	17-10	10/18/90	Rod Rust
450	at N.Y. Jets	10-27	11/7/93	Bruce Coslet



85

NICK BUONICONTI

LINEBACKER
 INDUCTED: 2001 // BORN: 1/15/40 // COLLEGE: NOTRE DAME '62
 NFL: 1962-76 // DOLPHINS: 1969-76
 PRESENTED INTO HALL BY: MARC BUONICONTI

Nick Buoniconti, the driving force of the Dolphins' famed "No-Name Defense," inspired his teammates with his outstanding play and fiery leadership. During his seven years with the Dolphins, the team advanced to three straight Super Bowls (1971-73) and won twice (1972, 1973), with one of those wins coming after their unparalleled undefeated season in 1972. Buoniconti was only 5-11 and 220 pounds and was considered to be too small to play middle linebacker. However, as many coaches noted, he always "played bigger than his size" during a stellar 14-year career with the Dolphins and the Boston Patriots.

Until Jason Taylor was elected in 2017, Buoniconti was the only member of the Dolphins defense to be elected to the Hall of Fame. He joined the team in 1969 after playing seven seasons with the Patriots. During his tenure with the Dolphins, he was honored as the team's Most Valuable Player three times (1969, 1970, 1973), named to the AFL All-Star game in 1969 and was selected to two Pro Bowls (1973, 1974) following the merger of the two leagues. In 1990, he was voted as a linebacker on the Dolphins' Silver Anniversary all-time team, and on Nov. 18, 1991, he was enshrined on the Dolphins Honor Roll at Hard Rock Stadium. He also was a charter inductee in the Dolphins' Walk of Fame on Dec. 4, 2011 and was voted as one of the Dolphins' all-time top 50 players, as part of the franchise's 50th season celebration in 2015.

Before joining the Dolphins, Buoniconti helped the Patriots capture the 1963 AFL Eastern Division title, and he played in five AFL All-Star games. Overall in his 14-year career, he played in 183 games and recorded 32 career interceptions. He was named to the All-Time AFL team in 1970, and overall was named a first team All-AFL/AFC choice eight times.

A native of Springfield, Massachusetts, Buoniconti had an outstanding collegiate career at Notre Dame. Following his retirement from the Dolphins, he and his son, Marc, were the driving forces behind the establishment of the Miami Project to Cure Paralysis, one of the world's leading research and treatment centers for spinal cord injuries.

Buoniconti was elected to the Hall of Fame in 2001 after being named for the first time that year as a nominee from the pre-1976 era by the Hall's Seniors Committee.

NICK BUONICONTI'S CAREER STATISTICS

YEAR	TEAM	GP	TACK.	ASST.	TOTAL	FUM. REC.	INT.	YDS.	AVG.	TD
1962	Boston	14	NA	NA	NA	NA	2	3	1.5	0
1963	Boston	14	NA	NA	NA	NA	3	42	14.0	0
1964	Boston	14	NA	NA	NA	NA	5	75	15.0	0
1965	Boston	14	NA	NA	NA	NA	3	31	10.3	0
1966	Boston	14	NA	NA	NA	NA	4	43	10.8	0
1967	Boston	13	NA	NA	NA	NA	4	7	1.8	0
1968	Boston	8	NA	NA	NA	NA	3	22	7.3	0
1969	Miami	13	79	35	114	1	3	27	9.0	0
1970	Miami	14	96	49	145	0	0	0	0.0	0
1971	Miami	14	86	40	126	0	1	16	16.0	0
1972	Miami	14	72	74	146	0	2	17	8.5	0
1973	Miami	13	91	71	162	2	0	0	0.0	0
1974	Miami	13	51	49	100	0	2	29	14.5	0
1975	Miami									
1976	Miami	11	32	38	70	0	0	0	0.0	0
INJURED RESERVE										
15-YEAR TOTALS		183	NA	NA	NA	3	32	312	9.8	0
MIAMI TOTALS		92	507	356	863	3	8	89	11.1	0

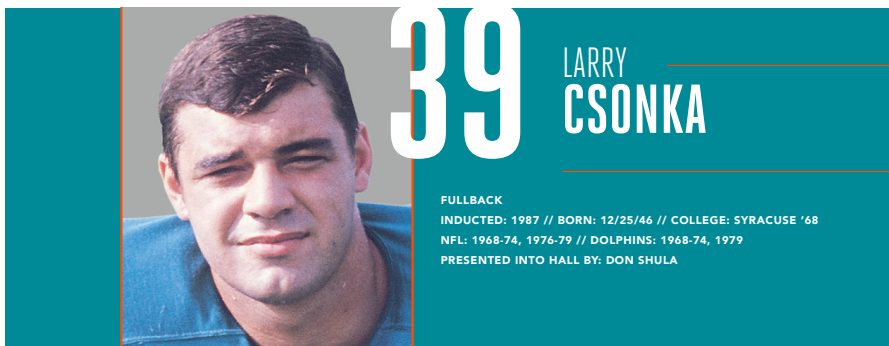
ADDITIONAL STATS

Sacks: 2 in 1969, 1 in 1971, 1 in 1972, 1 in 1973, 1 in 1976

Touchdowns: 1 fumble recovery in 1973

Kickoff Returns: 1 for 8 yards in 1962

Blocked Kicks: 1 PAT in 1976



FULLBACK

INDUCTED: 1987 // BORN: 12/25/46 // COLLEGE: SYRACUSE '68

NFL: 1968-74, 1976-79 // DOLPHINS: 1968-74, 1979


PRESENTED INTO HALL BY: DON SHULA

Larry Csonka ranks as the Dolphins' all-time leading rusher with 1,506 carries for 6,737 yards (4.5 avg.) and 53 touchdowns. A five-time Pro Bowl selection, he put together three consecutive 1,000-yard seasons (1971-73) as Miami advanced to the Super Bowl each year. Csonka shined in those three Super Bowls, averaging 6.3 yards a carry and going over 100 yards rushing in two of them. Originally drafted in the first round out of Syracuse in 1968, he was named the MVP of Super Bowl VIII after carrying 33 times for 145 yards (4.4 avg.) and two touchdowns as the Dolphins steamrolled the Minnesota Vikings, 24-7, for their second straight NFL title. Called a "modern-day Bronko Nagurski" by Dolphins Coach Don Shula, "Zonk" also played three seasons with the N.Y. Giants (1976-78) and one year with the Memphis Southmen of the World Football League (1975). His career rushing totals in the NFL when he retired following the 1979 season are: 1,891 carries for 8,081 yards (4.3 avg.) and 64 touchdowns. At the time of his retirement, he ranked No. 5 in NFL history for most total rushing attempts and sixth for most career rushing yards and rushing touchdowns. He was elected to the Hall of Fame in his second year of eligibility. In 1990, he also was voted the fullback on the Dolphins' Silver Anniversary all-time team and was named as a running back on the Super Bowl Silver Anniversary all-time team. On Nov. 19, 1990, he was enshrined on the Dolphins Honor Roll at Hard Rock Stadium. Csonka was further honored when his number 39 was retired by the team during halftime ceremonies on Dec. 9, 2002, becoming the third Dolphin to have his number retired. He also was a charter inductee in the Dolphins' Walk of Fame on Dec. 4, 2011 and was voted as one of the Dolphins' all-time top 50 players, as part of the franchise's 50th season celebration in 2015.

LARRY CSONKA'S CAREER STATISTICS

YEAR	TEAM	G-S	ATT.	RUSHING				RECEIVING			
				YDS.	AVG.	LG	TD	NO.	YDS.	LG	TD
1968	Miami	11-11	138	540	3.9	40	6	11	118	65	1
1969	Miami	11-11	131	566	4.3	54t	2	21	183	42	1
1970	Miami	14-14	193	874	4.5	53	6	11	94	54	0
1971	Miami	14-14	195	1051	5.4	28	7	13	113	25	1
1972	Miami	14-14	213	1117	5.2	45	6	5	48	14	0
1973	Miami	14-14	219	1003	4.6	25	5	7	22	9	0
1974	Miami	12-12	197	749	3.8	24	9	7	35	11	0
1975	Memphis*	7-NA	99	421	4.3	-	1	5	54	-	1
1976	N.Y. Giants	12-12	160	569	3.6	13	4	6	39	14	0
1977	N.Y. Giants	14-14	134	464	3.5	15	1	2	20	12	0
1978	N.Y. Giants	14-13	91	311	3.4	12	6	7	73	23	0
1979	Miami	16-16	220	837	3.8	22	12	16	75	18	1
MIAMI TOTALS		106-106	1506	6737	4.5	54t	53	91	688	65	4
GIANTS TOTALS		40-39	385	1344	3.5	15	11	15	132	23	0
NFL TOTALS		146-145	1891	8081	4.3	54t	64	106	820	65	4
PLAYOFFS		12-12	225	891	4.0	49	9	4	26	16	1

*stats with WFL Memphis not included in career totals



12

BOB
GRIESE

QUARTERBACK

INDUCTED: 1990 // BORN: 2/3/45 // COLLEGE: PURDUE '67

NFL: 1967-80 // DOLPHINS: 1967-80

PRESENTED INTO HALL BY: DON SHULA

He was unquestionably the “thinking man’s quarterback.” Bob Griese, renowned for his poised leadership and ingenious play-calling, sustained the Dolphins offense with a flair for winning from 1967-80.

The bespectacled quarterback became the 14th passer in the NFL’s 25,000-yard club in 1980. On the same day he reached that milestone, he suffered a shoulder injury which ultimately forced his retirement on June 25, 1981. His No. 12 jersey became the first in Dolphins history to be retired, on May 6, 1982, in ceremonies at the team’s annual awards banquet. In 1990 he was also voted the quarterback on the Dolphins’ Silver Anniversary all-time team, and on Nov. 19, 1990, he was enshrined on the Dolphins Honor Roll at Hard Rock Stadium. He also was a charter inductee in the Dolphins’ Walk of Fame on Dec. 4, 2011. On June 16, 2015, a street next to Griese’s high school stadium in Evansville, Indiana, was re-named “Bob Griese Pass” in his honor. And in 2015, he was voted as one of the Dolphins’ all-time top 50 players, as part of the franchise’s 50th season celebration.

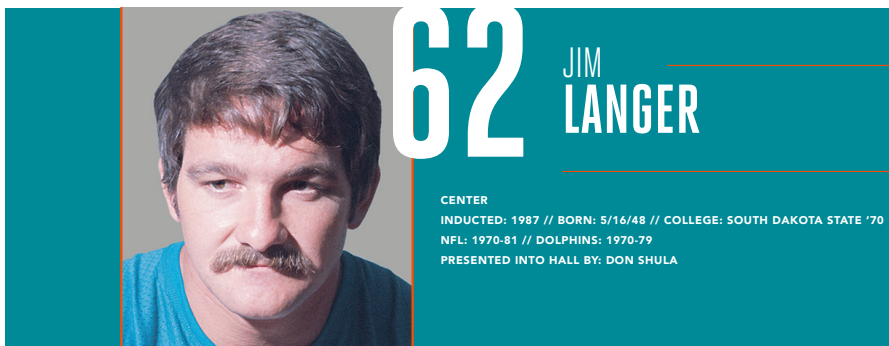
Including playoffs, he had a .681 winning percentage (88-41-1) under Coach Don Shula. “Cornerstone of the franchise,” Dolphins founder Joe Robbie called him. He was a consensus All-Pro quarterback in 1971 and 1977, made six appearances in the Pro Bowl and was voted the team’s Most Valuable Player six times by South Florida media.

After becoming eligible for induction into the Hall of Fame in 1985, Griese was named as a finalist all five years before being elected to the Hall of Fame in 1990.

“He’s probably the most unselfish guy I’ve ever been around,” Shula said. “He got as much of a thrill calling the right running play for a touchdown as he did connecting on a bomb. That’s just his makeup.”

BOB GRIESE’S CAREER STATISTICS

YEAR	TEAM	G-S	ATT.	COMP.	YDS.	PCT.	TD	INT.	LG	TKLD.
1967	Miami	12-10	331	166	2005	50.2	15	18	68t	25/240
1968	Miami	13-13	355	186	2473	52.4	21	16	50t	43/372
1969	Miami	9-9	252	121	1695	48.0	10	16	53t	33/289
1970	Miami	14-14	245	142	2019	58.0	12	17	54t	31/282
1971	Miami	14-13	263	145	2089	55.1	19	9	86t	23/248
1972	Miami	6-5	97	53	638	54.6	4	4	39	7/45
1973	Miami	13-13	218	116	1422	53.2	17	8	46	11/75
1974	Miami	13-13	253	152	1968	60.1	16	15	54	27/202
1975	Miami	10-10	191	118	1693	61.8	14	13	79t	16/131
1976	Miami	13-13	272	162	2097	59.6	11	12	47t	30/266
1977	Miami	14-14	307	180	2252	58.6	22	13	73t	36/303
1978	Miami	11-9	235	148	1791	63.0	11	11	63t	18/165
1979	Miami	14-12	310	176	2160	56.8	14	16	51	26/223
1980	Miami	5-3	100	61	790	61.0	6	4	54	9/89
TOTALS		161-151	3429	1926	25092	56.2	192	172	86t	335/2930
PLAYOFFS		12-11	208	112	1467	53.8	10	12	75t	15/152



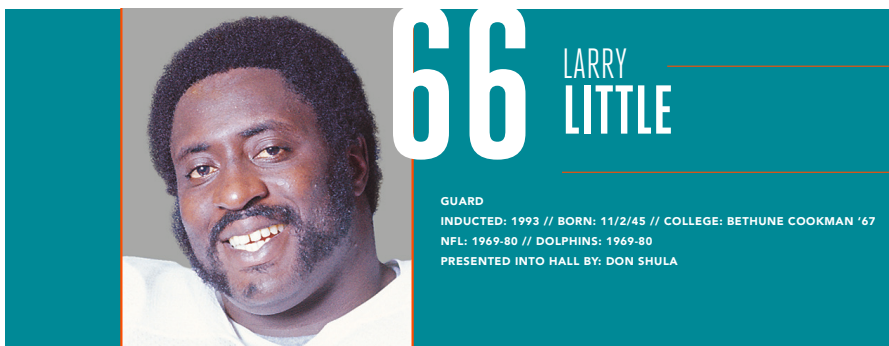
CENTER

INDUCTED: 1987 // BORN: 5/16/48 // COLLEGE: SOUTH DAKOTA STATE '70

NFL: 1970-81 // DOLPHINS: 1970-79

PRESENTED INTO HALL BY: DON SHULA

Jim Langer was the anchor of the Miami offensive line during the Dolphins' championship years of the 1970s. Coming out of South Dakota State in 1970, he was signed as a free agent by Cleveland but was released on the final cut. Langer was picked up on waivers by the Dolphins and, after spending most of the year on the taxi squad, played in the final five games of 1970, mainly on special teams. After serving as a backup at center the following season, he won the starting job in 1972, which he would hold until sidelined with a knee injury in 1979. A consensus All-Pro from 1973-77, Langer was a six-time Pro Bowl selection (five times as a starter). Over a 10-year period from 1970-79, he played in 128 straight games. He also made 109 consecutive starts between 1972-79. Voted the team's Most Valuable Player by South Florida media in 1975, Langer also holds the distinction of having played every offensive down in the Dolphins' perfect 1972 season. Wanting to spend the final years of his career near his Royalton, Minn. home, at his own request, Langer was traded to the Minnesota Vikings in 1980, where he played for two seasons (1980-81). He was elected to the Hall of Fame in his first year of eligibility. In addition, on Nov. 19, 1990, he was enshrined on the Dolphins Honor Roll at Hard Rock Stadium. He also was a charter inductee in the Dolphins' Walk of Fame on Dec. 4, 2011 and was voted as one of the Dolphins' all-time top 50 players, as part of the franchise's 50th season celebration in 2015.



GUARD


INDUCTED: 1993 // BORN: 11/2/45 // COLLEGE: BETHUNE COOKMAN '67

NFL: 1969-80 // DOLPHINS: 1969-80

PRESENTED INTO HALL BY: DON SHULA

A rumbling giant in the Dolphins' trenches for 12 seasons, Larry Little's very presence in leading a sweep was an intimidating force in a Miami running attack which led the NFL during the 1970s at 2,372 yards per season. Coming out of Bethune-Cookman in 1967, Little entered the NFL as an undrafted free agent with the San Diego Chargers for a \$750 bonus. He was traded to the Dolphins on July 2, 1969, in exchange for Miami cornerback Mack Lamb, a former high school teammate. After having started just four games during his two seasons with the Chargers, Little emerged with the Dolphins and played in 158 regular season games with 152 starting assignments. He also started 12 playoff games for Miami and was a key ingredient of the Dolphins' back-to-back Super Bowl championship teams of 1972 and '73. Little earned All-Pro honors six times (1971-75 and 1977) and was a Pro Bowl selection on four occasions (1971-74). He was the first player in league history to be named as AFC Offensive Lineman of the Year three straight seasons (1970-72) by the NFL Players' Association. Little, who anchored the offensive line which helped set a then-NFL record with 2,960 rushing yards during the Dolphins' "perfect season" in 1972, was named by the National 1,000-Yard Club as the league's Outstanding Blocker for the '72 campaign. A native Floridian, Little was the first Dolphins player inducted

into the Florida Sports Hall of Fame, on March 6, 1978. In 1990, he was voted as a guard on the Dolphins' Silver Anniversary all-time team. Little was elected into the Hall of Fame in his eighth year of eligibility after having been a finalist on three occasions. On Dec. 13, 1993, he was enshrined on the Dolphins Honor Roll at Hard Rock Stadium and was a charter inductee in the Dolphins' Walk of Fame on Dec. 4, 2011. He was voted as one of the Dolphins' all-time top 50 players, as part of the franchise's 50th season celebration in 2015.



13

DAN
MARINO

QUARTERBACK
 INDUCTED: 2005 // BORN: 9/15/61 // COLLEGE: PITTSBURGH '83
 NFL: 1983-99 // DOLPHINS: 1983-99
 PRESENTED INTO HALL BY: DANIEL MARINO

Elected to the Pro Football Hall of Fame on Feb. 5, 2005 and enshrined on Aug. 7, 2005 ... Others included in the Class of 2005 were Steve Young, Benny Friedman and Fritz Pollard ... Marino's No. 13 jersey became the second Dolphins uniform number to be retired, on Sunday, Sept. 17, 2000, at halftime of the Dolphins-Baltimore Ravens game at Hard Rock Stadium ... He was also inducted into the Dolphins Honor Roll on that date ... The only other Dolphins player to wear No. 13 was safety Jake Scott, who wore that number from 1970 through 1975 ... Was a charter inductee in the Dolphins' Walk of Fame on Dec. 4, 2011 ... In 2015 was voted as one of the Dolphins' all-time top 50 players, as part of the franchise's 50th season celebration ... He announced his retirement on March 13, 2000 ... Marino ranks among the NFL's all-time top ranked passers ... In his 17-year career, Marino played in 242 games (240 starts) and he was 4,967 of 8,358 (59.4 percent) for 61,361 yards, 420 touchdowns and 252 interceptions for an 86.4 passing efficiency rating, which ranked fourth among the all-time passing leaders when he retired ... At the time of his retirement, Marino held 25 regular season NFL records and was tied for five others ... He also held 38 regular season Dolphins records (50, including playoffs) and was tied for six others (eight, including playoffs) ... Currently, Marino holds 29 Dolphins regular season team records (41 overall, including playoffs) and is tied for two others (three, including playoffs) ...

AMONG NFL LEADERS: With a career passing efficiency of 86.4, Marino ranked No. 4 on the all-time list of passers at the time of his retirement ... He currently ranks 28th on that list ... Marino also is among the winningest quarterbacks in NFL regular season history, ranking No. 5 in all time regular season victories as a starter:

MOST ALL-TIME VICTORIES BY NFL STARTING QUARTERBACKS

(Regular Season)

PLAYER	TEAMS	NFL SEASONS	W-L-T	PCT.
1. Tom Brady	New England	18	196-55-0	.781
2. Peyton Manning	Indianapolis, Denver	17	186-79-0	.702
Brett Favre	Atlanta, Green Bay, N.Y. Jets, Minnesota	20	186-112-0	.624
4. John Elway	Denver	16	148-82-1	.643
5. DAN MARINO	MIAMI	17	147-93-0	.613

In his career, with 8,358 attempts, Marino ranks fifth in NFL history in pass attempts ... With 4,967 pass completions, Marino ranks fifth in NFL history in completions ... With 61,361 yards passing, Marino ranks fifth in NFL history in total yards passing ... With 420 touchdown passes, Marino ranks fifth in NFL history in touchdown passes ... He broke Fran Tarkenton's NFL records in all four categories ...

YARDAGE: Marino's 61,361 yards passing ranks fifth on the NFL's all-time career passing yardage list ... On Nov. 12, 1995 vs. New England, with a 9-yard completion to Irving Fryar in the

first quarter, Marino passed Fran Tarkenton (47,003 career passing yards), breaking Tarkenton's NFL record for most career passing yards and moving into first place on the NFL all-time career passing yardage list:

NFL CAREER PASSING YARDAGE LEADERS

1. Peyton Manning 71,940 (17)	11. Fran Tarkenton 47,003 (18)
2. Brett Favre 71,838 (20)	*12. Carson Palmer 46,247 (15)
*3. Drew Brees 70,445 (17)	13. Vinny Testaverde 46,233 (21)
*4. Tom Brady 66,159 (18)	14. Drew Bledsoe 44,611 (14)
5. DAN MARINO 61,361 (17)	15. Dan Fouts 43,040 (15)
*6. Eli Manning 51,682 (14)	*16. Matt Ryan 41,796 (10)
7. John Elway 51,475 (16)	17. Kerry Collins 40,922 (17)
*8. Ben Roethlisberger 51,065 (14)	18. Joe Montana 40,551 (15)
*9. Philip Rivers 50,348 (14)	19. Johnny Unitas 40,239 (18)
10. Warren Moon 49,325 (17)	*20. Aaron Rodgers 38,502 (13)

() - Number of years played

* - Active players in 2017

Marino reached the 40,000 and 30,000 yards passing plateaus faster than any quarterback in NFL history ... In 1984, Marino set an NFL record for most yards passing in a single season with 5,084 yards ... He broke the former record of 4,802 yards passing, which was set by Dan Fouts of the San Diego Chargers in 1981 ... Marino's record was broken by Drew Brees of the New Orleans Saints in 2011 (5,576 yards passing) ... Marino (five times; 2008, 2011-13, 2016), Peyton Manning (2013), Aaron Rodgers (2011) and Matthew Stafford (2011) are the only quarterbacks in NFL history to throw for 5,000 or more yards ... Marino led the NFL in passing yards during a season five times, having accomplished that feat in 1984-86, 1988, and 1992 ... Marino tied the NFL record for most seasons leading the league in passing yardage (five) with Sonny Jurgensen until Brees broke that record in 2015 ... Marino had 13 career 400-yard games (15, including playoffs) and the Dolphins were 8-5 in those 13 games (9-6 overall, including the playoffs) ... Marino had 63 career regular season 300-yard games (67, including playoffs), and the Dolphins were 37-26 in those 63 300-yard games (38-29 overall, including playoffs) ... Marino's 63 career regular season 300-yard passing games extended his own NFL record for most career 300-yard passing games until it was broken by Manning in 2010 ... Marino owns 11 of the top 12 and 31 of the top 50 passing yardage games overall in Dolphins history as well as 67 of the 113 300-yard passing games overall in club history ...

TOUCHDOWN PASSES: Marino's first touchdown pass on November 26, 1995 at Indianapolis, a 6-yard TD pass to Keith Byars with 13:54 elapsed in the second quarter, was Marino's 343rd TD pass of his career, breaking Fran Tarkenton's former NFL record of most career touchdown passes (342), making Marino the league's all-time leader in career TD passes until Brett Favre broke his record in 2007 ... Marino recorded 420 touchdown passes in his career, ranking fifth in NFL history:

NFL CAREER PASSING TOUCHDOWN LEADERS

1. Peyton Manning 539 (17)	11. John Elway 300 (16)
2. Brett Favre 508 (20)	*12. Carson Palmer 294 (14)
*3. Tom Brady 488 (18)	13. Warren Moon 291 (17)
*3. Drew Brees 488 (17)	14. Johnny Unitas 290 (18)
5. DAN MARINO 420 (17)	15. Vinny Testaverde 275 (21)
*6. Philip Rivers 342 (14)	16. Joe Montana 273 (15)
Fran Tarkenton 342 (18)	17. Dave Krieg 261 (19)
*7. Eli Manning 339 (14)	*18. Matt Ryan 260 (10)
*9. Ben Roethlisberger 329 (14)	19. Sonny Jurgensen 255 (18)
*10. Aaron Rodgers 313 (13)	20. Dan Fouts 254 (15)

() - Number of years played

* - Active players in 2016

Marino reached the 200 touchdown passes plateau faster than any quarterback in NFL history and is tied with Peyton Manning for the fastest to reach 300 touchdown passes ... In his career, Marino threw at least one touchdown pass in 203 of his 242 regular-season games as well as

in 16 of his 18 playoff games (219 of 260 overall) ... Marino had six career games of throwing five or more touchdown passes, and the Dolphins were 4-2 in those contests ... Marino had 21 career games passing for four or more touchdowns, and he was 16-5 in those 21 contests ... Overall in his career he threw three or more touchdowns in 62 games (67, including playoffs), and he was 41-21 in those contests (44-23 including post-season games) ... Marino threw for 20 or more touchdown passes in 13 of his 17 years in the NFL ... The only seasons when he failed to reach 20 touchdown passes came in 1999, 1997, 1996 and in 1993, a season when he played only five games due to injury ... By throwing for 20 touchdown passes in 1998, he extended his own NFL record for most years throwing for 20 or more touchdown passes to 13 seasons, a record that Favre broke in 2008 ... Marino and Peyton Manning are the only players in NFL history to throw 20 or more touchdown passes in their first 10 NFL seasons and is one of five players (along with Peyton Manning, Brett Favre, Drew Brees and Philip Rivers) to throw 20 or more touchdown passes in 10 consecutive seasons ... Four times in his career (1984-86, 1994) Marino threw for 30 or more touchdowns, and he is seventh behind Favre (nine), Peyton Manning (nine), Brees (eight), Aaron Rodgers (six), Tom Brady (six) and Philip Rivers (five), for the NFL record of most seasons throwing 30 or more touchdown passes ... Marino (1984, 1986), Brees (2011-12), Manning (2004, 2013) and Rodgers (2011, 2016) are the only QBs to throw 40 or more touchdowns in two different seasons ... In 1984, Marino threw for 48 touchdown passes, breaking the former NFL record of 36 TD passes that was set by George Blanda of the Houston Oilers in 1961 and tied by Y.A. Tittle of the New York Giants in 1963 ... Marino's record was broken by Peyton Manning of the Indianapolis Colts, who threw for 49 touchdowns in 2004 ...

COMEBACKS: Over the course of Marino's 17-year career with the Dolphins, he brought the team back from a fourth-quarter deficit a total of 36 times, with 21 fourth-quarter triumphs at home and 15 on the road ... Included in that total were three playoff games in which Marino led Miami back in the fourth quarter ... With 36 fourth-quarter comeback victories, Marino ranks tied for third in that category with Johnny Unitas and trailing Peyton Manning, who has 45 final period come-from-behind wins, and New England's Tom Brady who has 42:

NFL ALL-TIME FOURTH QUARTER COMEBACK DRIVES

PLAYER	TEAMS	FOURTH QUARTER COMEBACK DRIVES
1. Peyton Manning	Indianapolis, Denver	45
2. Tom Brady	New England	42
3. DAN MARINO	MIAMI	36
Johnny Unitas	Baltimore, San Diego	36
5. John Elway	Denver	35

MAN OF THE YEAR AWARD: On Jan. 28, 1999, Marino was named as the 1998 Sprint/NFL Man of the Year ... It is the only league-sponsored award that recognizes player community service as well as excellence on the field ... Off the field, Marino established the Dan Marino Foundation, which was created to benefit children's charities in South Florida ... Marino became the second Dolphin player to win the NFL Man of the Year Award; Dwight Stephenson won that honor in 1985 and Jason Taylor became the third Dolphin to win that award in 2007 ...

PRO BOWL: Marino was selected to nine Pro Bowls (1983-87, 1991-92, 1994-95), including seven as a starter (1983-86, 1992, 1994-95), but due to injuries he was able to play in only two games (1984, 1992) ... Marino's nine Pro Bowl selections set a Dolphins record for most career selections, surpassing the former record of six selections that had previously been set by quarterback Bob Griese (1970-71, 1973-74, 1977-78), center Jim Langer (1973-78), and guard Bob Kuechenberg (1974-75, 1977-78, 1982-83) ... Marino's seven Pro Bowl starts set a Dolphins record for career starts, surpassing the former record of five starts that had previously been set by Langer (1973-77) ... Marino was first selected to the AFC Pro Bowl squad following his rookie season of 1983

PERSONAL

Married to Claire (1/30/85), Marino and his wife have six children, Daniel Charles (9/4/86), Michael Joseph (5/18/88), Joseph Donald (7/26/89), Alexandra Claire (5/13/92), Niki Lin (12/15/96), and Lia (7/12/95) and reside in Weston ... Following his retirement, worked with HBO, followed by 11 years with CBS "The NFL Today" as a studio analyst ... Played himself in

movie "Ace Ventura: Pet Detective," which starred Jim Carrey, Sean Young and Courtney Cox; it was one of the top films in 1994 ... Appeared in 1998 movie "Holy Man," that starred Eddie Murphy ... Appears in music video by Hootie and the Blowfish for song "Only Want To Be With You" ... Established in 1992 and continues as its Chairman, The Dan Marino Foundation, raising over \$50 million focusing on children and young adults with autism ... Founded "first-of-its-kind" initiatives including: the MCH Dan Marino Center in Weston, which has over 50,000 visits annually, nationally developed the Marino Autism Research Institute, and in 2014 opened Marino Campus, a unique post-secondary educational program for young adults with autism and other developmental disabilities ... Hosts the annual DMF WalkAbout Autism at Hard Rock Stadium, attended by more than 18,000 children and families; event has raised over \$2 million to support autism programs in South Florida ... Advocates on both a national and statewide level for better services for children with autism ... Chairing Governor's Autism Taskforce in 2008, was instrumental in both the passing of the Autism Insurance Bill and the State of Florida Marino Adaptive Aquatics Certification ... He also raised funds for his foundation through the Dolphin's "Touchdown for Tots" program, where he donated \$500 for every touchdown he threw, raising more than \$830,000 ... Named Sprint/NFL Man of the Year in 1998 ... Named Miami Dolphins Man of the Year each year from 1996-98; NFL's MVP in 1994; Dolphins MVP 12 times; and was 9-time Pro Bowl selection ... In 1998, served as one of three NFL representatives appearing in a national public service announcement in honor of the NFL's 25-year partnership with the United Way ... Had a street (Dan Marino Boulevard) named after him next to Hard Rock Stadium ... Had his neighborhood field in Pittsburgh named "Dan Marino Field" in March 1990 ... Had been a fourth-round choice of baseball's Kansas City Royals in 1979 ... Attended University of Pittsburgh where he earned a degree in communications; received an Honorary Doctorate Degree in broadcast journalism from Pitt in 2008 ... Attended Central Catholic High School in Pittsburgh, lettering in football and baseball ... Full name is Daniel Constantine Marino, Jr., born Sept. 15, 1961 in Pittsburgh, Pennsylvania.

DAN MARINO'S CAREER REGULAR SEASON STATISTICS

YEAR	TEAM	G-S	ATT.	COMP.	YDS.	PCT.	TD	INT.	LG	TKLD.	RATE
1983	Miami	11-9	296	173	2210	58.4	20	6	85t	10/80	96.0
1984	Miami	16-16	564	362	5084	64.2	48	17	80t	13/120	108.9
1985	Miami	16-16	567	336	4137	59.3	30	21	73	18/157	84.1
1986	Miami	16-16	623	378	4746	60.7	44	23	85t	17/119	92.5
1987	Miami	12-12	444	263	3245	59.2	26	13	59t	9/77	89.2
1988	Miami	16-16	606	354	4434	58.4	28	23	80t	6/31	80.8
1989	Miami	16-16	550	308	3997	56.0	24	22	78t	10/86	76.9
1990	Miami	16-16	531	306	3563	57.6	21	11	69t	15/90	82.6
1991	Miami	16-16	549	318	3970	57.9	25	13	54	27/182	85.8
1992	Miami	16-16	554	330	4116	59.6	24	16	62t	28/173	85.1
1993	Miami	5-5	150	91	1218	60.7	8	3	80t	7/42	95.9
1994	Miami	16-16	615	385	4453	62.6	30	17	64t	17/113	89.2
1995	Miami	14-14	482	309	3668	64.1	24	15	67t	22/153	90.8
1996	Miami	13-13	373	221	2795	59.2	17	9	74t	18/131	87.8
1997	Miami	16-16	548	319	3780	58.2	16	11	55	20/142	80.7
1998	Miami	16-16	537	310	3497	57.7	23	15	61t	23/178	80.0
1999	Miami	11-11	369	204	2448	55.3	12	17	62	9/66	67.4
17-YEAR TOTALS		242-240	8358	4967	61361	59.4	420	252	85t	269/1940	86.4

DAN MARINO'S CAREER PLAYOFF STATISTICS

YEAR	TEAM	G-S	ATT.	COMP.	YDS.	PCT.	TD	INT.	LG	TKLD.	RATE
1983	Miami	1-1	25	15	193	60.0	2	2	32t	0/0	77.6
1984	Miami	3-3	116	71	1001	61.2	8	5	41t	4/29	94.1
1985	Miami	2-2	93	45	486	48.4	3	3	39	1/14	61.5
1990	Miami	2-2	79	42	544	53.2	5	2	64t	2/8	85.6
1992	Miami	2-2	74	39	435	52.7	4	2	30t	4/25	77.3
1994	Miami	2-2	67	46	519	68.7	5	0	31	2/13	116.4
1995	Miami	1-1	64	33	422	51.6	2	3	45t	0/0	63.4
1997	Miami	1-1	43	17	141	39.5	0	2	42	4/21	29.3
1998	Miami	2-2	71	49	478	69.0	1	3	56	2/12	74.7
1999	Miami	2-2	55	28	291	50.9	2	2	27	3/19	63.5
PLAYOFF TOTALS		18-18	687	385	4510	56.0	32	24	64t	22/141	77.1


ADDITIONAL STATS

Rushing: 28 for 45 yards, 1.6 avg., long 15, 2 TDs in 1983; 28 for -7 yards, -.3 avg., long 10 in 1984; 26 for -24 yards, -.9 avg., long 2 in 1985; 12 for -3 yards, -.3 avg., long 13 in 1986; 12 for -5 yards, -.4 avg., long 5t, 1 TD in 1987; 20 for -17 yards, -.9 avg., long 6 in 1988; 14 for -7 yards, -.5 avg., long 2, 2 TDs in 1989; 16 for 29 yards, 1.8 avg., long 15 in 1990; 27 for 32 yards, 1.2 avg., long 11, 1 TD in 1991; 20 for 66 yards, 3.3 avg., long 12 in 1992; 9 for -4 yards, -.4 avg., long 4t, 1 TD in 1993; 23 for -6 yards, -.3 avg., long 10, 1 TD in 1994, 11 for 14 yards, 1.3 avg., long 12 in 1995; 11 for -3, -0.3 avg., long 7 in 1996; 18 for -14 yards, -.8 avg., long 1 in 1997; 21 for -3 yards, -0.1 avg., long 10, 1 TD in 1998; 6 for -6 yards, -1.0 avg., long 0 in 1999 for total of 302 for 87 yards, 0.3 avg., long 15, 9 TDs (P-15 for 0 yard, 0.0 avg., long 5, 1 TD).

Receiving: 1 for -6 yards in 1995.

Miscellaneous Tackles: 2 in 1984, 1 in 1988, 2 in 1989, 1 in 1990, 1 in 1992 for total of 7.

Fumble Recoveries: 1 in 1988.



57

DWIGHT STEPHENSON

CENTER


INDUCTED: 1998 // BORN: 11/20/57 // COLLEGE: ALABAMA '80

NFL: 1980-87 // DOLPHINS: 1980-87

PRESENTED INTO HALL BY: DON SHULA

Dwight Stephenson spent his entire career with the Dolphins, and was considered by many to be the "best at his position ever" in the NFL. He was selected to five straight Pro Bowls (1983-87), and earned starting honors in four of those contests (1983-86). His four Pro Bowl starts is tied for the fourth-most in team history. Stephenson anchored an offensive line which allowed the fewest sacks in the NFL each of his seasons as a starter and enabled Miami quarterback Dan Marino to set numerous passing records. His playing career ended prematurely after suffering torn anterior cruciate and lateral colateral ligaments in his left knee against the New York Jets on Dec. 7, 1987, when he was hit unexpectedly by Marty Lyons on a New York fumble return. Stephenson's greatest honor during his playing days came in 1985 when he was selected as the Miller Lite/NFL Man of the Year for his work in charity and community projects, the first Dolphin to win that award. Stephenson also served as an assistant offensive line coach on Don Shula's Dolphins staff in 1992. Before joining the Dolphins as a second-round draft choice in 1980, he had an outstanding college career at Alabama, where he was called "the greatest center I have ever coached" by the late Paul "Bear" Bryant. He was elected to the Pro Football Hall of Fame in his sixth year of eligibility after having been a finalist on five occasions. In 1990, he also was voted as the center on the Dolphins' Silver Anniversary all-time team, and on Dec. 12, 1994, he

was enshrined on the Dolphins Honor Roll at Hard Rock Stadium. He also was a charter inductee in the Dolphins' Walk of Fame on Dec. 4, 2011 and was voted as one of the Dolphins' all-time top 50 players, as part of the franchise's 50th season celebration in 2015.



99

JASON
TAYLOR

DEFENSIVE END

INDUCTED: 2017 // BORN: 9/1/74 // COLLEGE: AKRON '97

NFL: 1997-2011 // DOLPHINS: 1997-2007, 2009, 2011

PRESENTED INTO HALL BY: JIMMY JOHNSON

Elected to the Pro Football Hall of Fame on Feb. 4, 2017 ... Became only the second Dolphins defensive player to be elected to the Hall, joining Nick Buoniconti ... Among Dolphins Hall of Famers, Taylor was the fifth to be elected in his first year of eligibility, as he joined Don Shula, Dan Marino, Jim Langer and Paul Warfield ... He was the 10th defensive lineman elected to the Football Hall of Fame in his first year of eligibility, joining Joe Greene, Deacon Jones, Bob Lilly, Gino Marchetti, Merlin Olsen, Warren Sapp, Bruce Smith, Randy White and Reggie White ... Played in the NFL from 1997-2011, including 1997-07, 2009, and 2011 with the Dolphins, 2008 with Washington, and 2010 with the N.Y. Jets ... Originally a third-round draft pick by the Dolphins in 1997...

SACKS: Taylor had a total of 139.5 career sacks and ranked No. 6 among the NFL's all-time sack leaders at the time of his retirement ... He currently ranks No. 7:

NFL'S ALL-TIME QUARTERBACK SACK LEADERS

PLAYER	TEAMS	YEARS	GAMES	SACKS
1. Bruce Smith	Buffalo, Washington	1985-2003	207	200.0
2. Reggie White	Philadelphia, Green Bay, Carolina	1985-98, 2000	232	198.0
3. Kevin Greene	L.A. Rams, Pit., Car., SF	1985-99	228	160.0
4. Julius Peppers	Carolina, Chicago, Green Bay	2002-17	250	154.5
5. Chris Doleman	Minnesota, Atlanta, San Francisco	1985-99	232	150.5
6. Michael Strahan	N.Y. Giants	1993-2007	216	141.5
7. JASON TAYLOR	MIAMI, WASHINGTON, N.Y. JETS	1997-2011	233	139.5
8. DeMarcus Ware	Dallas, Denver	2005-16	178	138.5
9. Richard Dent	Chi., SF, Ind., Phi.	1983-97	203	137.5
John Randle	Minnesota, Seattle	1990-2003	219	137.5

SACKS IN THE 2000s: In the decade of the 2000s (2000-09), Taylor recorded a total of 111 sacks, which was the highest total in that span in the NFL ... His total is 21 more than second-most in the decade (Joey Porter, 90 sacks) ...

DOUBLE-DIGIT SACK SEASONS: Taylor had six seasons of 10-plus sacks in his career (all with Miami), including 14.5 in 2000, 18.5 in 2002, 13.0 in 2003, 12.0 in 2005, 13.5 in 2006 and 11.0 in 2007 ... His total of 18.5 sacks in 2002 led the NFL that season and tied for the Dolphins' single-season team record (with Bill Stanfill in 1973) ... He was in the top five four other times — 2000 (fifth with 14.5), 2003 (fourth with 13), 2005 (fifth with 12) and 2006 (fourth with 13.5) ...

MULTIPLE-SACK GAMES: Taylor had 26 multi-sack games, including six with three sacks ...

TOUCHDOWNS: Taylor had nine touchdowns (all with Miami) in his career, including three via interception and six via fumble returns ... The Dolphins were 8-1 in games where Taylor scored a touchdown ... Taylor's nine touchdowns are the most by a player whose primary position was as a defensive lineman or linebacker:

MOST DEFENSIVE TOUCHDOWNS AMONG DEFENSIVE LINEMEN/ LINEBACKERS IN NFL HISTORY

PLAYER	TEAMS	YEARS	FR	INT	TOTAL
1. JASON TAYLOR	MIAMI, WASHINGTON, N.Y. JETS	1997-2011	6	3	9
2. Bobby Bell	Kansas City	1963-74	2	6	8
3. Derrick Brooks	Tampa Bay	1995-2008	1	6	7
4. Several players					6

OPPONENT FUMBLE RECOVERIES: Taylor's 29 career opponents' fumble recoveries is tied for the NFL record with Jim Marshall ...

FORCED FUMBLES: From 1997-2017, Taylor's 48 forced fumbles are tied for second in the NFL with John Abraham, behind only the 52 recorded by Robert Mathis ... Taylor's 10 forced fumbles in 2006 are tied for most by an NFL player from 1997-2016, along with Charles Tillman in 2012 and Osi Umenyiora in 2010 ...

FUMBLE RETURNS: Taylor's six fumble returns for touchdowns is the highest total in NFL history, breaking Jessie Tuggle's NFL record with his sixth fumble recovery for a touchdown on Nov. 1, 2009 at the N.Y. Jets when he returned a Shonn Green fumble 48 yards for a TD ... Taylor's 246 fumble return yards ranks No. 4 in NFL history, behind only the 328 for DeAngelo Hall, 310 for Osi Umenyiora and 268 for Aeneas Williams ...

MOST FUMBLE RETURNS FOR TOUCHDOWNS IN NFL HISTORY

PLAYER	TEAMS	YEARS	TDs
1. JASON TAYLOR	MIAMI, WASHINGTON, N.Y. JETS	1997-2011	6
2. Jessie Tuggle	Atlanta	1987-2000	5
DeAngelo Hall	Atlanta, Oakland, Washington	2004-2016	5
4. Ronde Barber	Tampa Bay	1997-2012	4
Keith Bulluck	Tennessee, N.Y. Giants	2000-2010	4
Link Lyman	Chicago, Frankfurt	1922-1934	4
Bill Thompson	Denver	1969-1981	4
Derrick Thomas	Kansas City	1989-1999	4
Osi Umenyiora	N.Y. Giants, Atlanta	2003-2014	4

INTERCEPTIONS: Taylor had eight interceptions (all with Miami) in his career, which is tied for the third-most in NFL history among defensive linemen ... Taylor had three interceptions which he returned for a touchdown (all with Miami) in his career, which is tied for the most in NFL history among defensive linemen:

MOST INTERCEPTIONS RETURNED FOR TOUCHDOWNS AMONG DEFENSIVE LINEMEN IN NFL HISTORY

PLAYER	TEAMS	YEARS	TOTAL
1. JASON TAYLOR	MIAMI, WASHINGTON, N.Y. JETS	1997-2011	3
Larry Cole	Dallas	1968-1980	3
Larry Hand	Detroit	1965-1977	3
Lamar Lundy	Los Angeles Rams	1957-1969	3
George Martin	N.Y. Giants	1975-1988	3

GRAND SLAMS: Taylor had two games in his career with a sack, forced fumble, fumble recovery and a touchdown return on the same play (all with Miami), which is tied for the most in NFL history with S Carnell Lake (1989-2001), DE Osi Umenyiora (2003-14) and CB Antoine Winfield (1999-2012) ...

TRIPLE PLAYS: Taylor had five games in his career with a sack, forced fumble and fumble recovery on the same play (all with Miami) ...

SACK AND FORCED FUMBLES: Taylor had 39 sack/forced fumble plays, which is second-most

in NFL history behind Robert Mathis (47) ...

FORCED FUMBLES: Taylor had 48 forced fumbles in his career (including 45 as a member of the Dolphins) ...

FUMBLE RECOVERIES: Taylor had 29 career opponent fumble recoveries (27 as a member of the Dolphins), which is tied for NFL record with DE Jim Marshall (1960-79):

MOST OPPONENTS' FUMBLES RECOVERED IN NFL HISTORY

PLAYER	TEAMS	YEARS	TOTAL
1. JASON TAYLOR	MIAMI, WASHINGTON, N.Y. JETS	1997-2011	29
Jim Marshall	Cleveland, Minnesota	1960-1979	29
3. Rickey Jackson	New Orleans, San Francisco	1981-1995	28
4. Kevin Greene	L.A. Rams, Pit., Car., SF	1985-1999	26
Cornelius Bennett	Buffalo, Atlanta, Indianapolis	1987-2000	26

SAFETIES: Taylor had three safeties in his career, including two with the Dolphins (one each in 2003 and 2005) and one with the Jets in 2011 ... His three career safeties are tied with 17 others for the fourth most total in NFL history ...

PASSES DEFENSED: Taylor had 99 passes defended in his career, which is the most in the NFL by any defensive lineman since the stat became official in 1994 ...

DEFENSIVE PLAYER OF THE YEAR: Taylor enjoyed one of the best years of his career in 2006 when he recorded 13.5 sacks, 9 forced fumbles, 2 fumble recoveries, and two interceptions (both of which were returned for touchdowns), an effort which resulted in his selection as the 2006 NFL Defensive Player of the Year ...

NFL MAN OF THE YEAR: Taylor was named the Walter Payton NFL Man of the Year in 2007, the only league honor that recognizes both on-field achievements and off-the-field contributions ...

PRO BOWLS: Taylor was named to six AFC Pro Bowl teams in his Dolphins career (2000, 2002, 2004-2007) ... Those six selections are the second-most by any defensive player in Dolphins history (behind LB Zach Thomas) and are tied for fourth (along with Bob Griese, Jim Langer, and Bob Kuechenberg) for most selections overall (behind Dan Marino, Richmond Webb, and Thomas) in club history ... Taylor started five Pro Bowls, and his five starts is tied for second in team history (along with Jim Langer) behind Marino ...

NFL HONORS: Taylor was named first-team All-NFL three times (2000, 2002, 2006) and second-team All-NFL once (2001) ... Additionally, he was named first-team All-AFC four times (2000, 2002, 2004, 2006) ... Taylor was a second-team member of the NFL's All-Decade team of the 2000s ...

DOLPHINS HONORS: On Oct. 14, 2012, Taylor along with his fellow teammate Zach Thomas, together became the 23rd and 24th members to be inducted into the Dolphins Honor Roll ... In 2015, Taylor was named as one of the Dolphins' all-time Top 50 players as part of the franchise's 50th season celebration ... Taylor was a four-time winner of the team's Dan Marino Most Valuable Player Award (2000, 2002, 2004, 2006) and the Don Shula Leadership Award (2002, 2006-07, 2009) ...

DEFENSIVE PLAYER OF THE WEEK/MONTH: Taylor earned seven Player of the Week honors in his career, having earned the honor twice in 2006 (at Chicago 11/5, vs. Minnesota 11/19) and in 2002 (at Denver 10/13, vs. Oakland 12/15) and once each in 2003 (vs. Washington, 11/23), 2004 (at San Francisco, 11/28), and 2005 (at Oakland, 11/27) ... Since the award was first instituted by the NFL in 1984, Taylor was the first player to win Defensive Player of the Week accolades in five straight seasons ... He also won three Defensive Player of the Month awards in his career ...

DECADES: When Taylor played on Jan. 3, 2010 vs. Pittsburgh, it was the third decade (1997-2007, 2009-10) in which he played a regular season game for the Dolphins ... He joined Hall of Famers Bob Griese (1967-1980), Larry Little (1969-1980), and Dan Marino (1983-1999/00) as the only Dolphins to have played at least one regular season game in each of three decades ...

TOURS OF DUTY: When Taylor played in the season opener on Sept. 12, 2011 vs. New England, he became the first player in team history to have been a member of the Dolphins' roster three different tours of duty interrupted by stints with other teams (1997-07, 2009, 2011) ... The last player to appear in a game in three different stints with one franchise was LB Jeremiah Trotter, who played for the Philadelphia Eagles for a third time in 2009.

GAMES PLAYED AND STARTS: With 204 games played, Taylor had the second highest total of games played in Dolphins history, behind only Dan Marino (242 games played) ... Taylor

played in his 200th game as with the Dolphins on Dec. 4, 2011 vs. Oakland ... Taylor also has the highest total of games played among defensive players in Dolphins history ... With 186 games started with the Dolphins, Taylor had the second highest total of games started in Dolphins history ... He also has the most starts among defensive players in Dolphins history.

COLLEGE

Was a four-year letterman (1993-96) and three-year starter at Akron ... In his collegiate career, collected 279 tackles, 41 stops for loss, 21 sacks, seven fumble recoveries, eight forced fumbles and three interceptions ... Was a first-team All-Mid-American Conference choice as a senior, when he started at left defensive end ... Tallied 64 tackles (43 solo), and led team with 10 sacks and 18 stops for loss ... Added four fumble recoveries, three forced fumbles, six passes defended and also had a 1-yard reception for a score against Illinois ... Earned National Defensive Player of the Week honors for his performance against Virginia Tech when he posted 12 tackles, two sacks, two fumble recoveries, three stops for loss and tackled a punt returner in the end zone for a safety ... Was an honorable mention All-America pick and a first-team All-MAC selection as a junior, when he started at weakside linebacker ... Led team with 99 tackles ... Added five sacks, 11 tackles for loss, three forced fumbles, a fumble recovery, five passes defended and an interception ... Played in all 11 contests with nine starts at weakside linebacker in his sophomore campaign ... Had 70 tackles, and led team with six sacks and four stops for loss ... Also had an interception ... Saw reserve action as a redshirt freshman ... Finished with 46 tackles, including two for loss, one fumble recovery, one forced fumble, an interception and two passes defended ... Also lettered on the Akron basketball team ... Majored in political science/criminal justice.

PERSONAL

Taylor was homeschooled from grades 10-12, but played high school football for Woodland Hills High School in Pittsburgh, Pennsylvania ... He has served as an NFL analyst for ESPN, NBC Sports and Sirius/XM NFL Radio and as an in-game analyst for NFL and college football for Westwood One ... Was an analyst during the Dolphins' preseason games on Sportsradio 560 WQAM in 2016 ... Taylor posted a second-place finish on the sixth season of Dancing with the Stars ... He helped launch a limited edition collection of timepieces with the Invicta Watch Group ... People Magazine named him to its 2008 "100 Most Beautiful" list and US Weekly tabbed him one of "TV's New Top 10 Dream Men" ... In addition, he has been considered one of the "10 Hottest Men in Sports" by Sports Illustrated for Women and one of the Top 20 Best Looking Male Athletes by a panel of Sports Illustrated swimsuit models ... Taylor was the first-ever male spokesperson for the Neutrogena line of health and skin products ... He was a Jordan Brand Sports member of "Team Jordan" ... Taylor appeared in national television commercials for Home Depot and Sprint and has been a featured model in several national and international print ad campaigns as well as in Men's Health, GQ, Sports Illustrated, TV Guide, Maxim and FHM magazines ... He has appeared on The Tonight Show, MTV Cribs, Entertainment Tonight, Wheel of Fortune, BET's 106 & Park, The Jamie Kennedy Experiment and made a cameo appearance in the box office smash Jackass: Number Two ... Taylor was recognized by The Sporting News on multiple occasions with their annual "Good Guys" award ... He received a prestigious JB Award following the 2006 season from James Brown, host of CBS Sports' "THE NFL TODAY" ... Taylor was presented with the Henry P. Iba Citizen Athlete Award, given annually to America's premier athletes who excel in their sport and have shown by their actions a desire to help others ... He was named as a co-winner of the Dolphins' Nat Moore Community Service Award in 2000 ... Taylor worked with numerous charitable organizations during his playing career, including the Miami Project to Cure Paralysis, United Way, the Cystic Fibrosis Foundation, First Book, Habitat for Humanity and the Urban League ... In the spring of 2002, Taylor participated in two USO Tours during which he visited military bases and hospitals in Kuwait, Iraq and Germany ... In 2004, Taylor established the Jason Taylor Foundation in an effort to build a better future for the children of South Florida ... The JTF has contributed more than \$6 million in programs and services to benefit youth ... In 2007, the Jason Taylor Reading Room, a comprehensive after-school program designed to address academic challenges among inner-city youth, particularly in the areas of literacy, was proudly launched in Miramar, and this past year, a second location was opened ... The Reading Room also features a Spoken Word Poetry component that incubated a full-blown network, now featuring more than 60 public schools ... The blueapple Poetry Network is rapidly expanding with the launch of Louder Than a Bomb Florida, which brings school-based poetry teams together to showcase this art form through a friendly competition, while providing

teens from diverse backgrounds a common vehicle for written and performance-based self-expression ... Holtz Children's Hospital officially renamed its recreational and educational hub as "The Jason Taylor Children's Learning Center" ... A total of 52 middle-school students have been awarded college scholarships as a result of the Foundation's work with Take Stock in Children, and nearly 750 deserving children have each been given a \$300 back-to-school shopping opportunity at Old Navy as part of the "Cool Gear for the School Year" program ... Has two sons, Isaiah and Mason, and a daughter, Zoe ... Full name is Jason Paul Taylor, born Sept. 1, 1974 in Pittsburgh, Pa.

JASON TAYLOR'S NFL REGULAR SEASON STATISTICS

YEAR	TEAM	GP	GS	TACKLES					INTERCEPTIONS					FUMBLES		
				TOT	SOLO	ASST	SK	YDS	NO	YDS	LG	TD	PD	FF	FR	YDS
1997	Miami	13	11	42	30	12	5.0	39.0	0	0	0	0	4	2	2	0
1998	Miami	16	15	52	34	18	9.0	38.0	0	0	0	0	8	4	0	0
1999	Miami	15	15	40	25	15	2.5	19.5	1	0	0	0	4	0	2	4
2000	Miami	16	16	63	35	28	14.5	92.0	1	2	2	0	6	1	4	29
2001	Miami	16	16	71	48	23	8.5	44.5	1	4	4	0	8	4	4	7
2002	Miami	16	16	69	46	23	18.5	162.5	0	0	0	0	8	7	2	5
2003	Miami	16	16	59	39	20	13.0	70.0	0	0	0	0	3	3	2	34
2004	Miami	16	16	68	41	27	9.5	64.5	1	-3	-3	0	11	2	3	1
2005	Miami	16	16	73	52	21	12.0	80.0	0	0	0	0	10	4	2	85
2006	Miami	16	16	62	42	20	13.5	74.0	2	71	51t	2	11	10	2	33
2007	Miami	16	16	56	47	9	11.0	63.0	1	36	36t	1	4	4	3	0
2008	Washington	13	8	29	21	8	3.5	29.5	0	0	0	0	9	1	0	0
2009	Miami	16	15	42	33	9	7.0	37.0	1	0	0	0	5	3	1	0
2010	N.Y. Jets	16	5	36	25	11	5.0	23.0	0	0	0	0	6	2	2	0
2011	Miami	16	2	18	13	5	7.0	33.0	0	0	0	0	2	1	0	0
TOTALS		233	199	780	531	249	139.5	869.5	8	110	51t	3	99	48	29	198

JASON TAYLOR'S NFL PLAYOFF STATISTICS

YEAR	TEAM	GP	GS	TACKLES					INTERCEPTIONS					FUMBLES			
				TOT	SOLO	ASST	SK	YDS	NO	YDS	LG	TD	PD	FF	FR	YDS	
1997	Miami	1	1	3	2	1	0.0	0.0	0	0	0	0	0	0	0	0	
1998	Miami			INJURED RESERVE													
1999	Miami	2	2	2	2	0	0.0	0.0	0	0	0	0	0	0	0	0	
2000	Miami	2	2	11	7	4	0.0	0.0	0	0	0	0	0	0	0	0	
2001	Miami	1	1	10	6	4	0.0	0.0	0	0	0	0	0	0	0	0	
2010	N.Y. Jets	3	0	7	6	1	0.0	0.0	0	0	0	0	0	0	0	0	
PLAYOFF TOTALS		9	6	33	23	10	0.0	0.0	0	0	0	0	0	0	0	0	

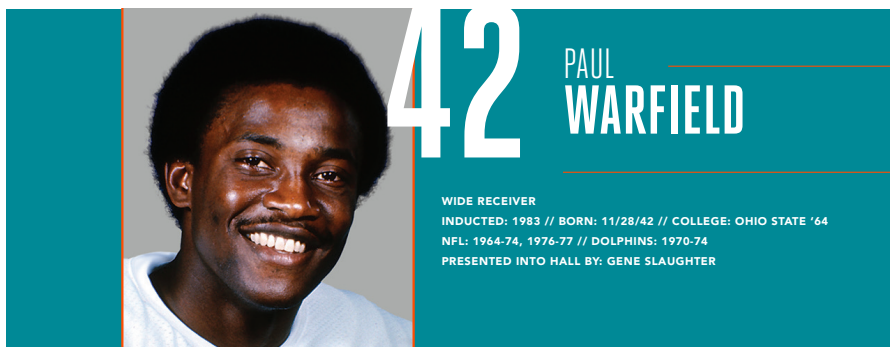
ADDITIONAL STATS

Defensive Touchdowns: 1 fumble return (4 yards) in 1999, 1 fumble return (29 yards) in 2000, 1 fumble return (1 yard) in 2001, 1 fumble return (34 yards) in 2003, 1 fumble return (85 yards) in 2005, 2 interception returns (20 yards, 51 yards) in 2006, 1 interception return (36 yards), 1 fumble return (48 yards) in 2010 for total of 6 fumble returns, 3 interception returns.

Safeties: (Miami) 1 in 2003, 1 in 2005, (N.Y. Jets) 1 in 2010 for total of 3.

Special Teams Tackles: 6 in 1997, 7 in 1999, 2 in 2000, 1 in 2002 for total of 16 (P-2)

Blocked Field Goals: 1 in 2006, 1 in 2007 for total of 2




Paul Warfield sandwiched two stints with the Cleveland Browns (1964-69 and 1976-77) around a five-year career with the Dolphins. After spending his first six seasons in the NFL with the Browns, Warfield was acquired by Miami in January of 1970 in exchange for a first-round pick in the upcoming draft. In his five seasons with the Dolphins, Warfield had 156 receptions for 3,355 yards (21.5 avg.) and 33 touchdowns. When he left Miami following the 1974 season, Warfield ranked first on the team's career receiving yards and receiving touchdowns lists, while he was third on the Dolphins all-time record list for receptions. His 21.5 average per reception is still the highest in Miami history. His career receiving totals in the NFL are 427 receptions for 8,565 yards (20.1 avg.) and 85 touchdowns. At the time of his retirement following the 1977 season, Warfield's career catches were tied for the 17th most in NFL history, his career receiving yards were the sixth-most and his 85 touchdown catches were tied for the third-highest total in the league's history. A member of both the '72 and '73 Super Bowl championship teams, he was selected to play in the Pro Bowl all five years he was with the Dolphins (once as a starter), in addition to being named to three Pro Bowl squads with the Browns. Warfield, one of two Dolphins (along with Mark Ingram) in the team's history to score four touchdowns in one game, also played one season with the Memphis Southmen of the World Football League (1975) before finishing his career with Cleveland. He was elected to the Hall of Fame in his first year of eligibility. In 1990, he also was voted as a wide receiver on the Dolphins' Silver Anniversary all-time team, and on Nov. 19, 1990, he was enshrined on the Dolphins Honor Roll at Hard Rock Stadium. He also was a charter inductee in the Dolphins' Walk of Fame on Dec. 4, 2011 and was voted as one of the Dolphins' all-time top 50 players, as part of the franchise's 50th season celebration in 2015.

PAUL WARFIELD'S CAREER STATISTICS

YEAR	TEAM	G-S	NO.	YDS.	AVG.	LG	TD
1964	Cleveland	14-NA	52	920	17.7	62t	9
1965	Cleveland	1-NA	3	30	10.0	13	0
1966	Cleveland	14-NA	36	741	20.6	51	5
1967	Cleveland	14-NA	32	702	21.9	49t	8
1968	Cleveland	14-NA	50	1067	21.3	65t	12
1969	Cleveland	11-NA	42	886	21.1	82t	10
1970	Miami	14-14	28	703	25.1	54	6
1971	Miami	12-11	43	996	23.2	86t	11
1972	Miami	14-14	29	606	20.9	47	3
1973	Miami	14-14	29	514	17.7	45	11
1974	Miami	14-14	27	536	19.9	54	2
1975	Memphis*	10-NA	25	422	16.9	44t	3
1976	Cleveland	14-14	38	613	16.1	37t	6
1977	Cleveland	14-9	18	251	13.9	52t	2
MIAMI TOTALS		68-67	156	3355	21.5	86t	33
CLEVELAND TOTALS		96-NA	271	5210	19.2	82t	52
NFL TOTALS		164-NA	427	8565	20.1	86t	85
MIAMI PLAYOFFS		11-11	34	717	21.1	75t	4
CLEVELAND PLAYOFFS		7-7	24	404	16.8	56	1
PLAYOFF TOTALS		18-18	58	1121	19.3	75t	5

* Stats with WFL Memphis not included in career totals

OTHER DOLPHINS HALL OF FAMERS



BOBBY BEATHARD

COACH/EXECUTIVE

NFL CAREER: 1963-2000

PRESENTED INTO HALL BY: JOE GIBBS

YEAR INDUCTED: 2018

DOLPHINS: 1972-77

Bobby Beathard served as director of player personnel for the Miami Dolphins from 1972-77 and was a part of the team's back-to-back Super Bowl championships from 1972-77, including the NFL's only perfect season in 1972. He is credited with helping build both the Dolphins' famous No Name and Killer B defenses.

Over the course of his 38 years in the NFL, his teams competed in seven Super Bowls (winning four times), beginning with the Kansas City Chiefs in 1966, Dolphins in 1972 and 1973, Washington Redskins in 1982, 1983, and 1987, and the San

Diego Chargers in 1994.

Beathard first joined pro football in 1963 as a part-time scout for the Chiefs. He left the Chiefs briefly to scout for the American Football League and returned to Kansas City full-time in 1966. He earned an AFL championship ring as a member of the 1966 Chiefs organization. Beathard served as a scout for the Atlanta Falcons from 1968-71. In 1972, Beathard was named director of player personnel for the Dolphins, where he served with the team throughout the 1977 season. In 1978, the Redskins named Beathard general manager. During his tenure in Washington, he helped lead the Redskins to three Super Bowls and two championships. After a year as a studio analyst with NBC in 1989, Beathard joined the Chargers as general manager. In just his third season in San Diego, the organization won its first division title in more than a decade and, after five years, appeared in its first Super Bowl. He retired in 2000.



CRIS CARTER

WIDE RECEIVER

NFL CAREER: 1987-2002

PRESENTED INTO HALL BY: DURON CARTER

YEAR INDUCTED: 2013

DOLPHINS: 2002

A fourth-round pick of the Philadelphia Eagles in the 1987 Supplemental Draft, Cris Carter developed into one of the most prolific receivers in the NFL. He spent his first three seasons as a member of the Eagles (1987-1989) and then played with the Minnesota Vikings for 12 years (1990-2001), where he helped re-write the team's record book.

Carter finished his NFL career as a member of the Miami Dolphins, coming out of retirement to sign with Miami as a free agent on Oct. 21, 2002. He remained on the team's roster until the conclusion of the season, playing in five games with

the Dolphins, including one start, and recorded eight catches for 66 yards (8.3 avg.) and one touchdown. He also was inactive for four games during that span due to a kidney injury.

Carter's career regular season totals include 1,101 receptions for 13,899 yards (12.6 avg.) and 130 touchdowns. At the time of his retirement, Carter ranked No. 2 in NFL history in receptions and receiving touchdowns (behind Jerry Rice) and was fourth in reception yardage. During his tenure in Minnesota, he led the Vikings in receptions for 10 straight years, recorded eight straight 1,000-yard seasons and also earned eight consecutive Pro Bowl berths. In 1994, Carter set a then-NFL record for receptions in a season when he hauled in 122 passes for 1,256 yards (10.3 avg.) and scored seven touchdowns. A year later in 1995 he registered his second straight 122-catch season and amassed a career-high 1,371 yards (11.2 avg.) and 17 touchdowns. His two-year total of 244 catches was the most in NFL history. He was named to the NFL's All-Decade Team of the 1990s, and was inducted into the Pro Football Hall of Fame in 2013.

An Ohio native, he played collegiately at Ohio State.



BILL PARCELLS

COACH/EXECUTIVE

YEAR INDUCTED: 2013

NFL CAREER: 1983-90, 1993-99, 2003-06, 2008-10 DOLPHINS: 2008-10

PRESENTED INTO HALL BY: GEORGE MARTIN

Bill Parcells served the Miami Dolphins in an executive capacity, but he is best known for his success as a head coach in the NFL. In his 19 years as a head coach in the league, he experienced just five losing seasons. Four times he took struggling teams and turned them into winners. He won two Super Bowls, and his teams finished in either first or second place in their division 11 times.

Parcells spent almost three full seasons (2008-10) as the Executive Vice President of Football Operations of the Dolphins. He had an immediate impact, inheriting a 1-15 team and turning them around his first year, leading the Dolphins to an 11-5 record in 2008 along with the AFC East title and a playoff berth. The team's 10-game turnaround was tied for the biggest improvement in NFL history.

Parcells had the most success as head coach of the New York Giants. He took over that position in 1983, inheriting a Giants team that had just one winning season in its previous 10 years. After a 3-12-1 season in his first year, the Giants made the postseason as a wild-card team the next two years. In 1986, however, the Giants finished 14-2 and capped the year with a victory over the Denver Broncos in Super Bowl XXI. And in 1990 the team captured its second Lombardi Trophy with a dramatic 20-19 victory over the Buffalo Bills in Super Bowl XXV. Parcells took over as head coach of the New England Patriots, and in 1996 he led them to a berth in Super Bowl XXXI. After that he moved to the New York Jets, and in 1998 he guided them to a 12-4 record and advanced to the AFC championship game. His final stint as a head coach in the NFL came with the Dallas Cowboys from 2003-06. He led the team to playoff appearances twice during that tenure.

Overall Parcells spent 26 seasons as a coach and executive in the NFL. He compiled an overall coaching record of 172-130-1 in the regular season and 11-8 in the playoffs. He was named NFL Coach of the Year in 1986 and 1994 and was inducted into the Pro Football Hall of Fame in 2013.



JUNIOR SEAU

LINEBACKER

YEAR INDUCTED: 2015

NFL CAREER: 1990-2009

DOLPHINS: 2003-05

PRESENTED INTO HALL BY: SYDNEY SEAU

Junior Seau played three years (2003-05) as a linebacker for the Dolphins, but is best known as a perennial Pro Bowl performer for 13 seasons with the San Diego Chargers and also spent his last four years in the NFL as a member of the New England Patriots. During his 20-year career, he recorded 56.5 sacks along with 18 interceptions and was known for his leadership and his passionate style of play.

Seau was acquired by the Dolphins on April 16, 2003 from the Chargers in exchange for a 2004 fifth-round draft choice. During his tenure in Miami, Seau teamed with Jason Taylor, Zach Thomas and others to form the nucleus of one of the strongest defensive units in the NFL. In 2003, his first season with the Dolphins, he started 15 games and finished second on the team with 133 tackles, the ninth time in his career he recorded 100 or more tackles in a season. He also added three sacks. He proved to be a key addition to a defense that allowed only 90.8 yards rushing per game, the fifth-best mark in the NFL, as the Dolphins became the only team in the league not to permit an individual 100-yard rusher. In 2004 he started the first eight games of the season, recording 68 tackles and a sack before being placed on injured reserve with a torn right pectoral muscle he injured on Nov. 1 at the New York Jets. At the time of the injury he was averaging eight tackles a game and ranked second on the team in tackles. Limited by injuries in 2005, Seau only played in seven games with the Dolphins (including five starts) and had 43 tackles and one sack before being placed on injured reserve

on Nov. 24 with an Achilles tendon injury. He was released by Miami on March 6, 2006. In two of his three years with the Dolphins (2003-04) his teammates voted him the recipient of the Don Shula Leadership Award.

During his 13 years in San Diego (1990-2002), Seau was voted to 12 consecutive Pro Bowls, becoming just the fourth player since 1970 to be selected 10 or more straight times to the Pro Bowl. He recorded 100 or more tackles in eight of his seasons in San Diego and was selected the Chargers' Most Valuable Player six times. He was named the NFL Defensive Player of the Year in 1992 by UPI and also was named to the All-Decade Team of the 1990s by the Pro Football Hall of Fame. In 1994 he led the Chargers to a berth in Super Bowl XXIX, the franchise's only Super Bowl appearance, and in the AFC Championship Game that season against the Pittsburgh Steelers he recorded 16 tackles despite playing with a pinched nerve in his neck. That same year he was named the NFL Man of the Year for his philanthropic efforts, and he was a constant and active contributor to his community throughout his career.

Following his tenure in Miami, Seau spent his final four seasons (2006-09) in the league with the New England Patriots. In 2007, he recorded 74 tackles and 3.5 while playing in all 16 games for Patriots' AFC Championship team that went undefeated in the regular season before losing to the New York Giants in Super Bowl XLII. Seau retired following his final season with the Patriots in 2009, and he died on May 2, 2012 in San Diego at the age of 43. He was elected to the Hall of Fame on Jan. 31, 2015 in his first year of eligibility.

A native of San Diego, Seau played collegiately at the University of Southern California (USC).



THURMAN THOMAS

RUNNING BACK

NFL CAREER: 1988-2000

PRESENTED INTO HALL BY: MARV LEVY

YEAR INDUCTED: 2007

DOLPHINS: 2000

A second-round draft choice of Buffalo in 1988, Thurman Thomas went on to enjoy a stellar 13-year NFL career (1988-2000), the first 12 with the Bills. He was a critical component that catapulted Buffalo to an unprecedented four straight Super Bowl appearances, following the 1990-93 seasons.

Thomas concluded his career as a Dolphin after signing with the team as a free agent on March 7, 2000. He played in nine games that season and rushed for 136 yards on 28 carries (4.9 avg.) and caught 16 passes for 117 yards (7.3 avg.) and a touchdown. He sustained a career-ending knee injury in a game

at San Diego on Nov. 12, 2000.

Thomas' career regular season statistics include 12,074 rushing yards and 65 touchdowns on 2,877 attempts (4.2 avg.), and 472 receptions for 4,458 yards (9.4 avg.) and 23 touchdowns. At the time of his retirement following the 2000 season, his rushing yardage total ranked ninth in NFL annals while his 16,532 total yards from scrimmage were sixth-most and fifth among running backs. He was named to the NFL's All-Decade Team of the 1990s, was selected as a first- or second-team All-Pro five times and was voted to the Pro Bowl five straight years. His election into the Pro Football Hall of Fame was announced on Feb. 2, 2007 in Miami.

A native of Houston, Thomas played collegiately at Oklahoma State.

DOLPHINS RETIRED JERSEYS



BOB GRIESE


#12

Bob Griese's No. 12 jersey became the first Dolphin number to be retired, on May 6, 1982, in ceremonies at the Dolphins' annual awards banquet.

No other player in the history of the Dolphins, either before or after Griese, wore No. 12 in regular season play.

Griese was further recognized when he was elected to the Pro Football Hall of Fame in 1990.

For a full bio of Griese, please see the Hall of Fame section of the media guide.



DAN MARINO

#13

Dan Marino's No. 13 jersey became the second Dolphins uniform number to be retired, on Sunday, Sept. 17, 2000, at halftime of the Dolphins-Baltimore Ravens game. He was also inducted into the Dolphins Honor Roll on that date. Marino was further honored when he was elected to the Pro Football Hall of Fame in 2005.

The only other Dolphin player to wear No. 13 was safety Jake Scott, who wore that number from 1970 through 1975.

For a full bio of Marino, please see the Hall of Fame section of the media guide.



LARRY CSONKA

#39

Larry Csonka's jersey No. 39 became the third number in club history to be retired, during halftime ceremonies of the Dolphins' game against the Chicago Bears on Dec. 9, 2002.

No player other than Csonka ever wore No. 39 in regular season play. Csonka wore that number in his eight years with the Dolphins, from 1968 through 1974 and again in 1979.

Csonka also was honored when he was elected to the Pro Football Hall of Fame in 1987.

For a full bio of Csonka, please see the Hall of Fame section of the media guide.

ALL-TIME ROSTER

(1966-2017 - Players must participate in at least one regular-season or postseason game to qualify)

HEAD COACHES

Bates, Jim	Tennessee	2004
Bowles, Todd	Temple	2011
Cameron, Cam	Indiana	2007
Campbell, Dan	Texas A&M	2015
Gase, Adam	Michigan State	2016-17
Johnson, Jimmy	Arkansas	1996-99
Philbin, Joe	Washington & Jefferson	2012-15
Saban, Nick	Kent State	2005-06
Shula, Don	John Carroll	1970-95
Sparano, Tony	New Haven	2008-11
Wannstedt, Dave	Pittsburgh	2000-04
Wilson, George	Northwestern	1966-69

ASSISTANT COACHES

Adams, Blue	Cincinnati	Assistant Defensive Backs	2012-15
Anarumo, Lou	Wagner	Defensive Backs	2012-17
		Defensive Coordinator	2015
Armstrong, Keith	Temple	Special Teams	2001-07
Arnsperger, Bill	Miami (Ohio)	Defense, Linebackers	1970-72
		Assistant Head Coach/Defense	1973, 1976-83
Arthur, Jim	Springfield College	Assistant Strength and Conditioning	2016-17
Baggett, Charlie	Michigan State	Assistant Head Coach/Offense/WRs	2005-06
Barrett, Danny	Cincinnati	Running Backs	2016-17
Bates, Jim	Tennessee	Defensive Coordinator	2000-04
Beightol, Larry	Catawba	Assistant Head Coach/Offensive Line	1996-97
		Offensive Line	1998
Benton, John	Colorado State	Offensive Line	2014-15
Bicknell Jr., Jack	Boston College	Assistant Offensive Line	2014-15
Bingaman, Les	Illinois	Defensive Line	1966-69
Blevins, Doug	E. Tennessee State	Kicking	1997-02
Bonamego, John	Central Michigan	Special Teams Coordinator	2008-10
Boudreau, Paul	Boston College	Offensive Line	1999-00
Bowles, Todd	Temple	Assistant Head Coach/Secondary	2008-11
Brooks, Clarence	Massachusetts	Defensive Line	2000-04
Brown, Kippy	Memphis	Running Backs	1996-97
		Offensive Coordinator	1998-99
Bullen, Charlie	Iowa	Defensive Assistant	2012
		Assistant Defensive Line	2013-15
		Assistant Linebackers	2016-17
Burke, Matt	Dartmouth	Linebackers	2016
		Defensive Coordinator	2017
Burris, Jeff	Notre Dame	Defensive Assistant	2013-15
		Assistant Defensive Backs	2015
Bush, Steve	S. Connecticut State	Offensive Quality Control	2008-10
		Wide Receivers	2011
Bush, Frank	North Carolina State	Assistant Head Coach/Linebackers	2017
Campbell, Dan	Texas A&M	Coaching Intern/Offense	2010
		Tight Ends	2011-15
Capers, Dom	Mount Union	Special Assistant to the Head Coach	2006
		Defensive Coordinator	2007
Carter, Andre	California	Assistant Defensive Line	2017
Christensen, Clyde	North Carolina	Offensive Coordinator	2016-17
Clark, Monte	Southern California	Offensive Line	1970-73
		Offense	1974
		Offense/Offensive Line, Run Offense	1975
		Offensive Line	1995
Coley, James	Florida State	Offensive Assistant	2005
		Offensive Quality Control	2006
Collier, Joel	Northern Colorado	Staff Assistant	1994
		Defensive Staff Assistant	1995-97
		Running Backs	1998-04

Corrao, David	Arizona	Defensive Quality Control	2008-09
		Defensive Quality Control/Ass't LBs	2010-11
		Assistant Linebackers	2012-15
Costello, Vince	Ohio University	Defense	1974
Coyle, Kevin	Massachusetts	Defensive Coordinator	2012-15
Cox, Bryan	Western Illinois	Pass Rush	2011
Craig, Dameyune	Auburn	Special Teams Assistant	2005
Crosby, Steve	Fort Hays State	Special Teams	1979-82
Daboll, Brian	Rochester	Offensive Coordinator	2011
Danna, Joe	Central Michigan	Assistant Secondary	2010-11
Davis, Bo	Louisiana State	Assistant Strength and Conditioning/ Assist with the Defensive Line	2006
Davis, Tim	Utah	Assistant Offensive Line	2005-07
Day, Shane	Kansas State	Tight Ends	2016-17
DeGuglielmo, Dave	Boston University	Offensive Line	2009-11
		Senior Offensive Asst.	2017
DeLeone, George	Connecticut	Tight Ends	2008-10
Dellenbach, Jeff	Wisconsin	Fellowship Coach-Offense/Special Teams	2004
Doll, Don	Southern California	Linebackers, Pass Defense	1975-76
Dooley, Derek	Virginia	Tight Ends	2005-06
Dorrell, Karl	UCLA	Wide Receivers	2008-10
		Quarterbacks	2011
Duffner, Mark	William & Mary	Linebackers	2014-15
Dumas, Michael	Indiana	Defensive Secondary Coaches Ass't	2007
Edwards, George	Duke	Linebackers	2005-07
		Inside Linebackers	2008-09
		Linebackers	2012-13
		Quarterbacks, Receivers	1981-82
English, Wally	Louisville	Assistant Strength and Conditioning	2004-05
Fears, Eric	Virginia	Assistant Special Teams	2011-12
Fipp, Dave	Arizona	Offensive Coordinator	2004
Foerster, Chris	Colorado State	Offensive Line	2016-17
		Wide Receivers	1998-03
Ford, Robert	Houston	Offensive Coordinator	2000-01
Gailey, Chan	Florida	Strength	1994-95
Gamble, John	Hampton Institute	Strength and Conditioning	1996-05
		Director of Player Development/ Special Assistant to the Head Coach	2006
Garrett, Jason	Princeton	Quarterbacks	2005-06
Garrett, Judd	Princeton	Offensive Assistant	2000
		Offensive Quality Control	2001-02, 05
		Offensive Quality Control/QBs	2003
		Offensive Quality Control/WRs	2004
		Defensive Line	1996-99
		Defensive Line	1992-95
Godette, Cary	East Carolina	Offensive Quality Control	2017
Greene, Joe	North Texas State	Quarterbacks	2016-17
Grizzard, Josh	Yale	Offensive Line	1966-69
Hardegree, Bo	Tennessee	Quarterbacks, Receivers	1979-80
Hefferle, Ernie	Duquesne	Offensive Coordinator	2008-10
Henning, Dan	William & Mary	Associate Strength and Conditioning	2005
		Strength and Conditioning	2006
Hill, Bert	Auburn-Montgomery	Linebackers	1989-95
Hill, George	Denison	Defensive Coordinator/Linebackers	1996-99
Hilliard, Ike	Florida	Assistant Wide Receivers	2011
Hoffman, Steve	Dickinson	Assistant Special Teams	2007
		Kicking	2008
Houck, Hudson	Southern California	Offensive Line	2005-07
Idzik, John	Maryland	Offensive Backs	1966-69
Jackson, Bobby	Samford	Running Backs	2007
Jefferson, Shawn	Central Florida	Wide Receivers	2016-17
Johnson, Ben	North Carolina	Offensive Assistant	2012
		Assistant Quarterbacks	2013-15
		Tight Ends	2015
		Assistant Wide Receivers	2016-17
Jones, Daronte	Morgan State	Assistant Defensive Backs	2016-17
Jones, Pat	Arkansas	Tight Ends	1996-03
Jones, Travis	Georgia	Assistant Defensive Line	2005
		Outside Linebackers	2006
		Defensive Line (Ends)	2007

Joseph, Vance Keane, Tom	Colorado West Virginia	Defensive Coordinator Defensive Backs Defensive Backs, Punting Special Teams Offensive Staff Assistant Strength and Conditioning	2016 1966-75 1976-84 1985 1997 2011-15
Koenning, Les Krein, Darren Kuper, Chris	Texas Miami (Fla.) North Dakota State	Offensive Quality Control Asst. Offensive Line Offensive Coordinator Quarterbacks Defensive Nickel Package Offensive Coordinator Assistant Special Teams Strength and Conditioning Offensive Quality Control Offensive Assistant Offensive Line Special Teams Special Teams, Linebackers Linebackers	2016 2017 2014-15 2008-10 1996-04 2005 2013-17 2008-10 2007 2014-15 2014-18 1983 1984 1985-86
Lazor, Bill Lee, David Lewis, Bill Linehan, Scott Maalouf, Marwan Marcus, Evan Marshall, Marvin Martin, Ben Maser, Mike Matheson, Bob	Cornell Vanderbilt East Stroudsburg Idaho Baldwin-Wallace Ithaca South Carolina State Trinity College (Conn.) Buffalo Duke	Secondary (Safeties) Assistant Wide Receivers Wide Receivers Assistant Offensive Line, Tight Ends Assistant Offensive Line Defensive Quality Control Offense Assistant Offensive Line Offensive Coordinator Tight Ends Assistant Head Coach/Defense Coaches' Assistant Offensive Backs Running Backs Defensive Coordinator Assistant Defensive Line/Def. Assistant Assistant Def. Line/Def. Qual. Control Assistant Strength and Conditioning Wide Receivers Senior Offensive Assistant Defense Assistant Special Teams Assistant Special Teams/Off. Assistant Tight Ends Defensive Coordinator Linebackers Defensive Backs Secondary Secondary (Cornerbacks) Assistant Defensive Line Defensive Quality Control Assistant Linebackers Assistant Strength and Conditioning Head Strength and Conditioning Defensive Line Assistant Strength and Conditioning Outside Linebackers Defensive Line (Tackles) Assistant Special Teams Special Teams Coordinator Asst. Head Coach/Special Teams Coord. Assoc. Head Coach/Special Teams Coord. Wide Receivers Defensive Line Assistant Strength and Conditioning Linebackers Offensive Line, Running Game Offensive Line Assistant Head Coach/Offensive Line Senior Offensive Assistant Running Backs	2007 2012-15 2015 1993-95 1996-99 2016-17 1973-74 2012-13 2006 2007 2005 1989-92 1993-95 2011-15 2010-11 2000 2001-02 2007 2012-15 2015 1987-95 2002 2003 2004 2008-09 1966-67 1985-95 1996-06 2007 2003-04 2005-06 2007 2008-15 2016-17 2005-06 2016 2008-09 2007 2009-10 2010-15 2015-16 2017 2007 2008-14 1996-03 2001-04 1976-81 1982-88 1989-94 2015 2008-10
Maxie, Brett McGeoghan, Phil	Texas Southern Maine		
McGeorge, Rich	Elon		
McKinney, Rusty McPeak, Bill Mosley, Chris Mularkey, Mike	Towson Pittsburgh Washington & Jefferson Florida		
Muschamp, Will Nathan, Tony	Georgia Alabama		
Nixon, Jeff Nolan, Mike Nunn, Robert	Penn State Oregon Oklahoma State		
Ohrt, Brad O'Keefe, Ken	Appalachian State John Carroll		
Olivadotti, Tom Parmalee, Bernie	Upsala Ball State		
Pasqualoni, Paul Pelligrini, Bob Phillips, Mel	Penn State Maryland North Carolina A&T		
Pires, Glenn	Springfield College		
Puloka, Dave	Holy Cross		
Quinn, Dan Rath, Ted Reid, Jim Reynolds, Diron Rizzi, Darren	Salisbury Toledo Maine Wake Forest Rhode Island		
Robiskie, Terry Rodgers, Kacy Roll, Brad Sanders, Bob Sandusky, John	Louisiana State Tennessee Stephen F. Austin Davidson Villanova		
Saunders, Al Saxon, James	San Jose State San Jose State		

Scarry, Mike	Waynesburg	Defensive Line	1970-74
		Defensive Line, Run Defense	1975-85
Schiotz, Matt	Wisconsin-La Crosse	Strength and Conditioning	2007
Schnelker, Bob	Bowling Green	Receivers	1974
Schnellenberger, Howard	Kentucky	Offense, Receivers	1970-72
		Offense, Receivers, Passing Game	1975-78
Seiple, Larry	Kentucky	Wide Receivers	1988-97
		Quarterbacks	1998-99
Sekanovich, Dan	Tennessee	Defensive Line	1986-91
Shannon, Randy	Miami (Fla.)	Defensive Staff Assistant	1998-99
		Linebackers	2000
Shea, Terry	Oregon	Quarterbacks	2007
Sheridan, Bill	Grand Valley State	Linebackers	2010-11
Sherman, Mike	Central Connecticut St.	Offensive Coordinator	2012-13
Shula, David	Dartmouth	Receivers	1982-84
		Receivers, Quarterbacks	1985
		Assistant Head Coach/Rec., QBs	1986-87
		Assistant Head Coach/QBs, Pass Game	1988
Shula, Mike	Alabama	Coaches' Assistant	1991-92
		Quarterbacks	2000-02
Smart, Kirby	Georgia	Safeties	2006
Smith, Richard	Fresno State	Defensive Coordinator	2005
Sparano, Jr., Tony	Albany	Offensive Quality Control	2011
Stephenson, Dwight	Alabama	Assistant Offensive Line	1992
Stevens, Gary	John Carroll	Quarterbacks, Pass Offense	1989-91
		Offense, Quarterbacks	1992-95
		Offensive Coordinator	1996-97
Studley, Chuck	Illinois	Defense	1984-86
		Linebackers	1987-88
Sullivan, Jerry	Delta State	Wide Receivers	2004
Taseff, Carl	John Carroll	Offensive Backs	1970-74
		Offensive Backs, Kickers	1975
		Offensive Backs, Special Teams	1976-82
		Offensive Backs	1983-92
		Staff Assistant	1993
Taylor, Zac	Nebraska	Assistant Quarterbacks	2012
		Quarterbacks	2013-15
Trestman, Marc	Minnesota	Assistant Head Coach/Quarterbacks	2004
Turner, Jim	Boston College	Offensive Line	2012-13
Turner, Norv	Oregon	Asst. Head Coach/Off. Coord.	2002-03
Wade, Junior	South Carolina State	Strength and Flexibility	1983-84
		Strength and Conditioning	1985-93
		Conditioning	1994-95
Wahle, Mike	Naval Academy	Assistant Tight Ends	2015
Walker, Chad	Louisiana State	Defensive Quality Control	2007
Walston, Bobby	Georgia	Receivers, Kicking	1966-67
Wannstedt, Dave	Pittsburgh	Assistant Head Coach	1999
Washburn, Jeremiah	Arkansas	Assistant Offensive Line	2016
Washburn, Jim	Gardner-Webb	Sr. Defensive Ass't./Pass Rush Specialist	2016
Westhoff, Mike	Wichita State	Special Teams, Tight Ends	1986-88
		Special Teams, Ass't Off. Line	1989
		Special Teams	1990-00
Williams, Bobby	Purdue	Running Backs	2005-06
Williams, Terrell	East Carolina	Defensive Line	2015-17
Wise, Tony	Ithaca	Offensive Line	2001-04

PLAYERS

- A -

NAME	POS.	SCHOOL	UNIFORM NUMBER	YEARS
Aaitui, Isaako	DT	Nevada-Las Vegas	97	2013
Abdul-Jabbar, Karim	RB	UCLA	33	1996-99
Abdul-Quddus, Isa	S	Fordham	24	2016
Adams, Keith	LB	Clemson	57	2006
Adams, Stefon	S	East Carolina	47	1990
Ahanotu, Chidi	DE	California	75	2004
Ahrens, Dave	LB	Wisconsin	50	1989
Aikens, Walt	CB/S	Liberty	35	2014-17
Ajayi, Jay	RB	Boise State	23	2015-17

Alabi, Anthony	T	TCU	79	2005-07
Alama-Francis, Ikaika	LB	Hawaii	59	2010-11
Albert, Branden	T	Virginia	71, 76	2014-16
Albright, Ethan	T	North Carolina	71	1995
Alexander, Bruce	CB	Stephen F. Austin	32	1992-93
Alexander, John	DE	Rutgers	76	1977-78
Alleman, Andy	G	Akron	57	2008
Allen, Chase	LB	Southern Illinois	59	2017
Allen, Jason	S/CB	Tennessee	32	2006-10
Allen, Jeff	CB	California-Davis	43	1980
Allen, Nate	S	South Florida	29	2017
Allen, Will	CB	Syracuse	25	2006-11
Alexander, Gerald	CB	Boise State	40	2011
Alonso, Kiko	LB	Oregon	47	2016-17
Amaya, Jonathon	CB	Nevada	40, 29	2010, 2012
Anderson, Bennie	G	Tennessee State	63	2006
Anderson, Charlie	LB	Mississippi	56	2008-09
Anderson, Dick	S	Colorado	40	1968-77
Anderson, Dunstan	DE	Tulsa	71	1997
Anderson, Terry	WR	Bethune-Cookman	85	1977-78
Andrew, Troy	C/G	Duke	65	2001-02
Andrews, John	DE	Morgan State	70	1975-76
Anthony, Stephone	LB	Clemson	44	2017
Arkin, David	G	Missouri State	66	2013
Armstrong, Anthony	WR	West Texas A&M	87	2012
Armstrong, Antonio	LB	Texas A&M	58	1995
Armstrong, Trace	DE	Florida	93	1995-00
Arnold, Jim	P	Vanderbilt	6	1994
Asiata, Isaac	G	Utah	68	2017
Atkins, Gene	S	Florida A&M	28	1994-96
Auer, Joe	RB	Georgia Tech	32	1966-67
Austin, Marvin	DT	North Carolina	58	2013
Avery, John	RB	Mississippi	20	1998-99
Ayanbadejo, Brendon	LB	UCLA	50	2003-04
Ayanbadejo, Obafemi	FB	San Diego State	30	2003
Ayodele, Akin	LB	Purdue	51	2008-09

- B -

Babb, Charlie	S	Memphis State	49	1972-79
Bachman, Ted	CB	New Mexico State	47	1976
Bailey, Clarence	FB	Hampton Institute	38	1987
Bailey, Elmer	WR	Minnesota	88	1980-81
Bailey, Robert	CB	Miami (Fla.)	23	1996
Baker, Chris	DT	Hampton	95	2010
Baker, Mel	WR	Texas Southern	82	1974
Baker, Robert	WR	Auburn	16, 83	1999, 2002
Baker, Ryan	DE	Purdue	90	2009-12
Ball, Larry	LB	Louisville	51, 52	1972-74, 1977-78
Banks, Fred	WR	Liberty	86	1987-93
Bannon, Bruce	LB	Penn State	58	1973-74
Barber, Kantroy	FB	West Virginia	48	1999
Barber, Rudy	LB	Bethune-Cookman	72	1968
Barisich, Carl	DT	Princeton	78	1977-80
Barnes, Darian	FB	Hampton	36	2005-06
Barnes, Rodrigo	LB	Rice	51	1975
Barnett, Bill	DT	Nebraska	70	1980-85
Barnett, Fred	WR	Arkansas State	80	1996-97
Bartholomew, Brent	P	Ohio State	6	1999
Baty, Greg	TE	Stanford	84	1990-94
Baumann, Charlie	K	West Virginia	7	1991
Baumhower, Bob	DT	Alabama	73	1977-86
Bealles, Bill	T	Northern Iowa	65	1987
Beaudoin, Doug	S	Minnesota	44	1980
Beavers, Aubrey	LB	Oklahoma	53	1994-95
Beck, John	QB	Brigham Young	9	2007-08
Beecher, Willie	K	Utah State	2	1987
Beier, Tom	S	Miami (Fla.)	47	1967, 1969
Bell, Yeremiah	S	Eastern Kentucky	37	2004-11
Bellamy, Ronald	WR	Michigan	15	2004
Benjamin, Guy	QB	Stanford	7	1978-79

Bennett, Charles	DE	Southwestern Louisiana	93	1987
Bennett, Woody	FB	Miami (Fla.)	34	1980-88
Benson, Charles	DE	Baylor	78	1983-84
Berger, Joe	G/C	Michigan Tech	65, 67	2005-06, 2010
Berger, Ron	DE	Wayne State	76	1973
Bess, Davone	WR	Hawaii	15	2008-12
Bessilleu, Don	S	Georgia Tech	46	1979-81
Bettors, Doug	DE	Nevada	75	1978-87
Binns, Armon	WR	Cincinnati	19	2012-13
Bishop, Richard	DE	Louisville	72	1982
Blackwood, Glenn	S	Texas	47	1979-87
Blackwood, Lyle	S	Texas Christian	42	1981-86
Bock, John	G	Indiana State	60	1996-00
Bokamper, Kim	LB/DE	San Jose State	58	1977-85
Bolcar, Ned	LB	Notre Dame	53	1991-92
Booker, Lorenzo	RB	Florida State	20	2007
Booker, Marty	WR	Louisiana-Monroe	86	2004-07
Bosa, John	DE	Boston College	97	1987-89
Bosarge, Wade	S	Tulsa	48	1977
Boston, David	WR	Ohio State	80	2004-05
Boutwell, Tom	QB	Southern Mississippi	16	1969
Bowens, David	DE	Western Illinois	96	2001-06
Bowens, Tim	DT	Mississippi	95	1994-04
Bowman, Zack	CB	Nebraska	30	2015
Bowser, Charles	LB	Duke	56	1982-85
Boyer, Brant	LB	Arizona	52	1994
Boynton, John	T	Tennessee	71	1969
Braggs, Stephen	CB/S	Texas	36	1992-93
Bramlett, John	LB	Memphis State	57	1967-68
Branch, Andre	DE	Clemson	50	2016-17
Branch, Mel	DE	Louisiana State	86	1966-68
Braxton, Jim	FB	West Virginia	34	1978
Braxton, Tyrone	S	North Dakota State	34	1994
Brendel, Jake	C	UCLA	64	2016-17
Brenner, Sam	G/C	Utah	65	2013-15
Brigance, O.J.	LB	Rice	58, 57	1996-99
Brightful, Lamont	CB	Eastern Washington	45	2004
Briscoe, Marlin	WR	Omaha	86	1972-74
Bromell, Lorenzo	DE	Clemson	91	1998-01
Brophy, Jay	LB	Miami (Fla.)	53	1984-86
Brown, Andre	WR	Miami (Fla.)	82	1989-90
Brown, Bud	S	Southern Mississippi	43	1984-88
Brown, Dean	S	Fort Valley State	44	1970
Brown, Donald	CB	Maryland	32	1986
Brown, J.B.	CB	Maryland	37	1989-96
Brown, James	T	Virginia State	76	1996-99
Brown, Mark	LB	Purdue	51	1983-88
Brown, Ronnie	RB	Auburn	23	2005-10
Brown, Tom	FB	Pittsburgh	36	1987-89
Brownlee, Claude	DE	Benedict College	79	1967
Brudzinski, Bob	LB	Ohio State	59	1981-89
Bruggers, Bob	LB	Minnesota	56, 54	1966-68
Bryan, Courtney	S	New Mexico State	47	2007-08
Bryant, Anthony	DT	Alabama	62	2007
Bryant, Matt	K	Baylor	5	2004
Bua, Tony	LB	Arkansas	51	2004
Buckey, Jeff	G/T	Stanford	77	1996-98
Buckley, Terrell	CB	Florida State	27	1995-99, 2003
Bulaich, Norm	FB	Texas Christian	31	1975-79
Bullough, Chuck	LB	Michigan State	54	1993-94
Buoniconti, Nick	LB	Notre Dame	85	1969-76
Burgess, Fernanza	WR	Morris Brown	82	1984
Burgess, Marvell	S	Henderson State	49	1987
Burnett, Kevin	LB	Tennessee	56	2011-12
Burnett, Rob	DE	Syracuse	90	2002-03
Burton, Shane	DE	Tennessee	75	1996-98
Bush, Reggie	RB	Southern California	22	2011-12
Bushrod, Jermon	G	Towson	74	2016-17
Butler, Donald	LB	Washington	56	2016
Byars, Keith	FB	Ohio State	41	1993-96

- C -

Camarillo, Greg	WR	Stanford	83	2007-09
Cameron, Jordan	TE	Southern California	84	2015-16
Campbell, D.J.	S	California	37	2013
Canale, Whit	DE	Tennessee	72	1966
Carey, Vernon	T	Miami (Fla.)	72	2004-11
Carlton, Darryl	T	Tampa	71	1975-76
Carolan, Brett	TE	Washington State	84, 86	1996
Carpenter, Bobby	LB	Ohio State	50	2010
Carpenter, Dan	K	Montana	5	2008-12
Carpenter, Preston	TE	Arkansas	36	1966
Carroll, Nolan	CB	Maryland	28	2010-13
Carroo, Leonte	WR	Rutgers	88	2016-17
Carter, Cris	WR	Ohio State	88	2002
Carter, Joe	RB	Alabama	23	1984-86
Carter, Kevin	DE	Florida	93	2005-06
Casares, Rick	RB	Florida	35	1966
Caterbone, Mike	WR	Franklin and Marshall	81	1987
Cefalo, Jimmy	WR	Penn State	81	1978-84
Cesare, Billy	S	Miami (Fla.)	33	1980
Chalenski, Mike	DE	UCLA	70	1997
Chambers, Chris	WR	Wisconsin	84	2001-07
Chambers, Rusty	LB	Tulane	60, 51	1976-80
Charles, Mike	DT	Syracuse	71	1983-86
Chatman, Jesse	RB	Eastern Washington	22, 28	2005, 2007
Chavez, Laz	LB	Iona	92	1987
Chavis, Eddie	WR	Montclair State	85	1987
Cheek, Louis	T	Texas A&M	77	1988-89
Chekwa, Chimdi	CB	Ohio State	38	2016
Chesley, John	TE	Oklahoma State	86	1984
Chesser, George	RB	Delta State	28, 31	1966-67
Chester, Larry	DT	Temple	64	2002-04
Clabo, Tyson	T	Wake Forest	77	2013
Clancy, Jack	WR	Michigan	24	1967-69
Clancy, Sean	LB	Amherst	57	1978
Clark, Desmond	TE	Wake Forest	85	2002
Clark, Gary	WR	James Madison	84	1995
Clark, Greg	LB	Arizona State	51	1989
Clark, Robert	WR	North Carolina Central	81	1992
Clark, Steve	G	Utah	76	1982-85
Clay, Charles	FB/TE	Tulsa	31, 42	2011-14
Clayton, Mark	WR	Louisville	83	1983-92
Clemons, Chris	S	Clemson	30	2009-13
Cleveland, Greg	T	Florida	61	1987
Cline, Jackie	DT	Alabama	98	1987-89
Clutts, Tyler	FB	Fresno State	40	2013
Cobbs, Patrick	RB	North Texas	38	2006-10
Coe, Michael	CB	Alabama State	32	2012
Cole, Terry	RB	Indiana	31	1971
Coleman, Deandre	DT	California	62	2014-15
Coleman, Marco	DE	Georgia Tech	90	1992-95
Colledge, Daryn	G	Boise State	67	2014
Collins, Cecil	RB	McNeese State	34	1999
Collins, Roosevelt	LB	Texas Christian	52	1992
Collins, Tony	RB	East Carolina	34	1990
Colombo, Marc	T	Boston College	71	2011
Colzie, Neal	S	Ohio State	20	1979
Condren, Brannon	S	Troy	28	2008
Conlin, Chris	G/C	Penn State	67	1987
Cook, Ryan	C	New Mexico	62	2011
Cooke, Ed	DE	Maryland	80	1966-67
Cooper, Louis	LB	Western Carolina	50	1991
Coples, Quinton	DE	North Carolina	98	2015
Copeland, Horace	WR	Miami (Fla.)	80	1998
Cornelius, Charles	CB	Bethune-Cookman	44	1977-78
Cornish, Frank	DT	Grambling	71	1970-71
Cousin, Terry	CB	South Carolina	21	2001
Cowan, Larry	RB	Jackson State	43	1982
Cox, Arthur	TE	Texas Southern	88	1991

Cox, Bryan	LB	Western Illinois	51	1991-95
Cox, Jim	TE	Miami (Fla.)	83	1968
Cramer, Casey	FB	Dartmouth	30	2008
Craver, Aaron	RB	Fresno State	34, 32, 44	1991-94
Crawford, Mike	LB	Nevada-Las Vegas	56	1997-98
Cribbs, Joe	RB	Auburn	20	1988
Crocker, Chris	S	Marshall	20	2008
Cronin, Bill	TE	Boston College	90	1966
Cross, Jeff	DE	Missouri	91	1988-95
Crowder, Channing	LB	Florida	52	2005-10
Crowder, Randy	DT	Penn State	74	1974-76
Crusan, Doug	T	Indiana	77	1968-74
Csonka, Larry	FB	Syracuse	39	1968-74, 1979
Culpepper, Daunte	QB	Central Florida	8	2006
Culver, Tyrone	S	Fresno State	29, 36	2008-12
Current, Mike	T	Ohio State	79, 71	1967, 1977-79
Curtis, Kevin	WR	Utah State	83	2010
Cutler, Jay	QB	Vanderbilt	6	2017

- D -

Daniels, Travis	CB	Louisiana State	21, 29	2005-07
Dar Dar, Kirby	WR	Syracuse	15, 87, 80	1995-98
Darius, Donovin	S	Syracuse	40	2007
Dansby, Karlos	LB	Auburn	58	2010-12
Darkwa, Orleans	RB	Tulane	32	2014
Darnall, Bill	WR	North Carolina	42	1968-69
Darr, Matt	P	Tennessee	4	2015-16
Davenport, Ron	FB	Louisville	30	1985-89
Davis, Gary	RB	Cal Poly-SLO	27	1976-79
Davis, Jesse	G/T	Idaho	77	2017
Davis, Ted	LB	Georgia Tech	54	1970
Davis, Vontae	CB	Illinois	21	2009-11
Davis, Will	CB	Utah State	29	2013-15
DeBerg, Steve	QB	San Jose State	17	1993
DeMarco, Bob	C	Dayton	61	1970-71
Del Gaizo, Jim	QB	Tampa	11	1972, 1975
Dellenbach, Jeff	T/C	Wisconsin	65	1985-94
Delmas, Louis	S	Western Michigan	25	2014-15
Den Herder, Vern	DE	Central College (Iowa)	86, 83	1971-82
Dennard, Mark	C	Texas A&M	63	1978-83
Dennery, Mike	LB	Southern Mississippi	52	1976
Denney, John	LS	Brigham Young	97, 92	2005-17
Dennis, Mark	T	Illinois	74	1987-93
Denson, Autry	RB	Notre Dame	21	1999-00
Derby, A.J.	TE	Arkansas	85	2017
Diamond, Lorenzo	TE	Auburn	87	2005
Diana, Rich	RB	Yale	33	1982
Dixon, Cal	C	Florida	63	1996
Dixon, Mark	G/T	Virginia	63	1998-03
Dobbins, Tim	LB	Iowa State	51	2010
Donnalley, Kevin	G	North Carolina	65	1998-00
Dombrook, Thom	G	Kentucky	61	1980
Dotson, Al	DT	Grambling	79	1966
Dotson, Dewayne	LB/FB	Mississippi	59, 49	1994-95, 1997
Dotson, Lionel	DE	Arizona	71, 95	2008-10
Douglas, Jamil	G/C	Arizona State	75	2015-16
Douglas, Leland	WR	Baylor	89	1987
Doxzon, Todd	WR/QB	Iowa State	17	1998
Drake, Kenyan	RB	Alabama	32	2016-17
Drayton, Troy	TE	Penn State	84	1996-99
Drougas, Tom	T	Oregon	78	1975-76
Duarte, Thomas	TE	UCLA	83	2016-17
Duhe, A.J.	LB/DE	Louisiana State	77	1977-84
Dunaway, Jim	DT	Mississippi	78	1972
Duper, Mark	WR	Northwestern State (La.)	85	1982-92
Dvorak, Rick	DE	Wichita State	75	1977
Dyer, Deon	FB	North Carolina	33	2000-02

- E -

Easlick, Doug	FB	Virginia Tech	42	2004
Edmunds, Ferrell	TE	Maryland	80	1988-92
Edmunds, Randall	LB	Georgia Tech	55	1968-69
Edwards, Antuan	S	Clemson	21	2004
Edwards, Robert	RB	Georgia	47	2002
Egnew, Michael	TE	Missouri	84	2012-13
Elia, Bruce	LB	Ohio State	50	1975
Ellerbe, Dannel	LB	Georgia	59	2013-14
Ellis, Craig	RB	San Diego State	33	1986
Ellis, Ken	CB	Southern	48	1976
Emanuel, Bert	WR	Rice	87	2000
Emanuel, Frank	LB	Tennessee	50	1966-69
Emtman, Steve	DT	Washington	94	1995-96
Ephraim, Alonzo	C/G	Alabama	63	2005
Epps, Dedrick	TE	Miami (Fla.)	81	2010
Erickson, Craig	QB	Miami (Fla.)	7	1996-98
Erlandson, Tom	LB	Washington State	53	1966-67
Evans, Frederick	DT	Texas State	62	2006
Evans, Heath	FB	Auburn	44	2005
Evans, Norm	T	Texas Christian	73	1966-75

- F -

Faaola, Nuu	FB	Hawaii	34	1989
Faison, Earl	DE	Indiana	84	1966
Fales, David	QB	San Jose State	9	2017
Farley, Dale	LB	West Virginia	58	1971
Farmer, George	WR	Southern	86	1987
Fasano, Anthony	TE	Notre Dame	80	2008-12, 2017
Faulkner, Jeff	DE	Southern	75	1990
Fede, Terrence	DE	Marist	78	2014-17
Feeley, A.J.	QB	Oregon	7	2004-05
Feely, Jay	K	Michigan	3	2007
Feinga, Ray	G	Brigham Young	69	2010-11
Feldman, Todd	WR	Kent State	82	1987
Ferguson, Jason	DT	Georgia	95	2008-09
Fernandez, Manny	DT	Utah	75	1968-75
Fiedler, Jay	QB	Dartmouth	9	2000-04
Fields, Brandon	P	Michigan State	4, 2	2007-14
Fifita, Steve	DT	Utah	60	2007
Finnegan, Cortland	CB	Samford	24	2014
Fleming, Marv	TE	Utah	80	1970-74
Flemons, Ronald	DE	Texas A&M	79	2004
Fletcher, Jamar	CB	Wisconsin	24, 21	2001-03
Fluellen, Andre	DT	Florida State	90	2012
Folau, Spencer	T	Idaho	60	2001
Foley, Tim	CB/S	Purdue	25	1970-80
Folsom, J.D.	LB	Weber State	59	2009
Fonoti, Toniu	G	Nebraska	71	2006
Forsey, Brock	RB	Boise State	43	2004
Foster, Arian	RB	Tennessee	29	2016
Foster, Jerome	DT	Ohio State	78	1986
Foster, Roy	G	Southern California	61	1982-90
Fowler, Charlie	G	Houston	71	1967-68
Fowlkes, Dennis	LB	West Virginia	52	1987
Fox, Jason	T	Miami (Fla.)	74	2014-15
Fox, Dion	LB	James Madison	57	1994-95
Francis, A.J.	DT	Maryland	96	2015
Franklin, Andra	FB	Nebraska	37	1981-84
Franklin, Tony	K	Texas A&M	1	1988
Franks, Andrew	K	Rensselaer Polytechnic Inst.	3	2015-16
Freeman, Arturo	S	South Carolina	27, 20	2000-04
Freeny, Jonathan	LB	Rutgers	59, 56	2012-14
Frerotte, Gus	QB	Tulsa	11	2005
Fryar, Irving	WR	Nebraska	80	1993-95
Frye, Brandon	T	Virginia Tech	76	2008
Frye, David	LB	Purdue	53	1986-89
Fultz, Mike	DT	Nebraska	76, 72	1981

Funchess, Tom	T	Jackson State	70	1974
Furjanic, Tony	LB	Notre Dame	58	1988

- G -

Gado, Samkon	RB	Liberty	27	2007
Gadsden, Oronde	WR	Winston-Salem State	86	1998-03
Gaffney, Jabar	WR	Florida	10	2012
Gaines, Chris	LB	Vanderbilt	58	1988
Gaines, William	DT	Florida	93	1994
Galbreath, Harry	G	Tennessee	62	1988-92
Galyon, Scott	LB	Tennessee	58	2000-02
Gamble, Trent	S	Wyoming	42	2000-03
Gardener, Daryl	DT	Baylor	92	1996-01
Gardner, Andrew	T	Georgia Tech	63	2009
Gardner, Donnie	DE	Kentucky	79	1991
Garner, Nate	G/T	Arkansas	75	2009-14
Gary, Cleveland	RB	Miami (Fla.)	32	1994
Gary, Shamiel	S	Oklahoma State	27	2015
Gates, Clyde	WR	Abilene-Christian	10	2011
Gbaja-Biamila, Akbar	DE	San Diego State	93	2007
Geathers, Clifton	DE	South Carolina	62	2010
Giaquinto, Nick	RB	Connecticut	35	1980-81
Gibson, Brandon	WR	Washington State	10	2013-14
Gibson, Ernest	CB	Furman	42	1989
Giesler, Jon	T	Michigan	79	1979-88
Gilchrist, Cookie	RB	None	2	1966
Gillislee, Mike	RB	Florida	23	2013-14
Gilmore, Bryan	WR	Midwestern State	82	2004-05
Gilmore, Jim	G	Ohio State	66	1987
Ginn, Hubert	RB	Florida A&M	32, 33, 28	1970-75
Ginn, Ted Jr.	WR	Ohio State	19	2007-09
Glenn, Jason	LB	Texas A&M	51	2005
Glenn, Kerry	CB	Minnesota	35	1990-92
Goar, Guy	C	Colorado State	67	1987
Godchaux, Davon	DT	Louisiana State	56	2017
Gogan, Kevin	G	Washington	66	1999
Golic, Mike	DT	Notre Dame	96	1993
Goode, Irv	C/G	Kentucky	55	1973-74
Goode, Kerry	RB	Alabama	22	1989
Goode, Tom	C	Mississippi State	58	1966-69
Goodman, André	CB	South Carolina	29, 21	2006-08
Goodwin, Hunter	TE	Texas A&M	83	1999-01
Gordon, Lamar	RB	North Dakota State	30	2004
Gordon, Larry	LB	Arizona State	50	1976-82
Gore, Stacy	P	Arkansas State	3	1987
Grady, Garry	S	Eastern Michigan	29	1969
Graf, Rick	LB	Wisconsin	58, 99	1987-90
Graham, Shayne	K	Virginia Tech	16	2011
Gramatica, Bill	K	South Florida	11	2004
Grant, African	S	Illinois	41	1990
Grant, Ernest	DT	Arkansas Pine-Bluff	97	2000-01
Grant, Jakeem	WR	Texas Tech	19	2016-17
Grau, Jeff	LS	UCLA	47	2003
Gray, Chris	G	Auburn	62	1993-96
Gray, Jonas	RB	Notre Dame	29	2015
Gray, MarQueis	TE	Minnesota	48	2016-17
Green, Chris	CB/S	Illinois	42	1991-94
Green, Cleveland	T	Southern	61, 74	1979-86
Green, Eric	TE	Liberty	86	1995
Green, Hugh	LB	Pittsburgh	55	1985-91
Green, Ray	S	South Carolina	40	2001-02
Green, Trent	QB	Indiana	10	2007
Green, Yatil	WR	Miami (Fla.)	87	1997-99
Greene, Andrew	G	Indiana	68	1995
Greenwood, Morlon	LB	Syracuse	52	2001-04
Gregory, Damian	DT	Illinois State	75, 98	2000-01
Griese, Bob	QB	Purdue	12	1967-80
Griese, Brian	QB	Michigan	14	2003
Griggs, David	LB/DE	Virginia	92	1989-93
Grigsby, Boomer	FB	Illinois State	46	2008

Grimes, Brent	CB	Shippensburg	21	2013-15
Grimsley, John	LB	Kentucky	59	1991-93
Groth, Jeff	WR	Bowling Green	85	1979
Grove, Jake	C	Virginia Tech	64	2009
Gruber, Bob	T	Pittsburgh	71	1987

- H -

Haack, Matt	P	Arizona State	16	2017
Hadnot, Rex	C/G	Houston	66	2004-07
Hagan, Derek	WR	Arizona State	82	2006-08
Haley, Jermaine	DT	Butte College	94	2000-02
Halterman, Aaron	TE	Indiana	80	2007
Hamilton, Michael	LB	North Carolina A&T	50	2000
Hammond, Kim	QB	Florida State	15	1968
Hampton, Lorenzo	RB	Florida	27	1985-89
Hand, Norman	DT	Mississippi	96, 98	1995-96
Harden, Bobby	S	Miami (Fla.)	45	1990-93
Hardy, Bruce	TE	Arizona State	84	1978-89
Harper, Jack	RB	Florida	29	1967-68
Harrington, Joey	QB	Oregon	3	2006
Harris, Al	CB	Texas A&M-Kingsville	31	2010
Harris, Anthony	LB	Auburn	51	1996-99
Harris, Charles	DE	Missouri	90	2017
Harris, Corey	S	Vanderbilt	25	1997
Harris, Duriel	WR	New Mexico State	26, 82	1976-83, 1985
Harris, Leroy	FB	Arkansas State	38	1977-78
Harris, Tuff	S	Montana	35	2007
Harrison, Lloyd	CB	North Carolina State	20	2002
Hartline, Andrew	G	Central Michigan	60	2009
Hartline, Brian	WR	Ohio State	82	2009-14
Hatcher, Dale	P	Clemson	7	1993
Hawthorne, Ed	NT	Minnesota	74	1995
Hayes, Jeff	P	North Carolina	5	1987
Hayes, William	DE	Winston-Salem State	95	2017
Haynes, Abner	RB	North Texas State	28	1967
Haynos, Joey	TE	Maryland	81	2008-09
Hazel, Matt	WR	Coastal Carolina	83	2015
Heath, Clayton	RB	Wake Forest	35	1976
Heath, T.J.	CB	Jacksonville State	36	2014
Heffner-Liddiard, Brody	TE	Colorado	48	2000
Heflin, Vince	WR	Central State (Ohio)	88	1982-85
Heinz, Bob	DT	Pacific	72	1969-77
Heller, Ron	T	Penn State	73	1993-95
Heller, Will	TE	Georgia Tech	85	2005
Hendel, Andy	LB	North Carolina State	90	1986
Hendricks, Tommy	LB	Michigan	51	2000-03
Hendy, A.J.	S	Maryland	37	2016
Henne, Chad	QB	Michigan	7	2008-11
Henry, Charles	TE	Miami (Fla.)	87	1991
Henry, Leonard	RB	East Carolina	26	2002-04
Hester, Ron	LB	Florida State	53	1982-84
Hewitt, Neville	LB	Marshall	46	2015-17
Higgins, Jim	G	Xavier	65	1966
Higgs, Mark	RB	Kentucky	21	1990-94
Hill, Barry	S	Iowa State	44	1975-76
Hill, Eddie	RB	Memphis State	31	1981-84
Hill, Ike	WR	Catawba	81	1976
Hill, Nate	DE	Auburn	92	1988
Hill, Randal	WR	Miami (Fla.)	81, 89	1991, 1995-96
Hill, Ray	CB	Michigan State	28	1998-00
Hill, Renaldo	S	Michigan State	24	2006-08
Hill, Sean	CB/S	Montana State	31	1994-96
Hilliard, Lex	RB	Montana	26	2009-11
Hines, Jimmy	WR	Texas Southern	99	1969
Hobley, Liffort	S	Louisiana State	29	1987-93
Holliday, Vonnice	DT/DE	North Carolina	91	2005-08
Hollier, Dwight	LB	North Carolina	50	1992-99
Holmes, Alex	TE	Southern California	89	2005
Holmes, John	DE	Florida A&M	85	1966

Holmes, Mike	WR	Texas Southern	43	1976
Hooper, Trell	CB	Memphis State	45	1987
Hoover, Houston	G	Jackson State	64	1994
Hopkins, Jerry	LB	Texas A&M	51	1967-68
Hoskins, Gator	TE	Marshall	89	2014
Howard, Reggie	CB	Memphis	25	2004-05
Howard, Xavien	CB	Baylor	25	2016-17
Howell, Mike	S	Grambling	44	1972
Howell, Steve	FB	Baylor	36	1979-81
Huard, Damon	QB	Washington	11	1997-00
Huddleston, Jim	G	Virginia	68	1987
Hudock, Mike	C	Miami (Fla.)	52	1966
Hull, Mike	LB	Penn State	45	2015-17
Humphrey, Bobby	RB	Alabama	44	1992
Hunt, Jack	S	Louisiana State	43	2006
Hunter, Billy	RB	Syracuse	24	1966
Hunter, Jeff	DE	Albany (Ga.) State	97	1992-93
Hunter, Justin	WR	Tennessee	15	2016
Hutton, Tom	P	Tennessee	4	1999

- I -

Iaquaniello, Mike	S	Michigan State	48	1991
Incognito, Richie	G/C	Nebraska	68	2010-13
Ingram, Mark	WR	Michigan State	82	1993-94
Irvin, Mark	S	Bethune-Cookman	46	1987
Irwin, Heath	G	Colorado	66	2000-01
Irwin, Tim	T	Tennessee	76	1994
Ismail, Qadry	WR	Syracuse	86	1997
Isom, Rickey	FB	North Carolina State	20	1987
Izzo, Larry	LB	Rice	53	1996-00

- J -

Jackson, Calvin	CB/S	Auburn	38	1994-99
Jackson, Eddie	CB	Arkansas	35, 20	2005-06
Jackson, Frank	WR	Southern Methodist	26	1966-67
Jackson, Keith	TE	Oklahoma	88	1992-94
Jackson, Tyoka	DE	Penn State	97	1994
Jackson, Vestee	CB	Washington	24	1991-93
Jacobs, Ray	DT	Howard Payne	84	1967-68
Jacobs, Tim	CB	Delaware	34	1996-97
Jacobson, Steve	DE	Abilene-Christian	72	1987
Jacox, Kendyl	G	Kansas State	64	2006
Jacquet, Nate	WR	San Diego State	19, 88	1998-99
James, Ja'Wuan	T	Tennessee	70	2014-17
James, Jeno	G	Auburn	78	2004-06
James, LaMichael	RB	Oregon	33	2014-15
Jaquess, Pete	S	Eastern New Mexico	44	1966-67
Jarostchuk, Ilia	LB	New Hampshire	58	1988
Jaworski, Ron	QB	Youngstown State	17	1987-88
Jeffries, Greg	S	Virginia	25	1999-00
Jenkins, Al	G/T	Tulsa	60	1972
Jenkins, Corey	LB	South Carolina	57	2003-04
Jenkins, Ed	RB	Holy Cross	28	1972
Jenkins, Jelani	LB	Florida	53	2013-16
Jennings, Greg	WR	Western Michigan	85	2015
Jensen, Jim	QB/WR/RB	Boston University	11	1981-92
Jerman, Greg	G/T	Baylor	60	2002-04
Jerry, John	G	Mississippi	74	2010-13
Joe, Billy	RB	Villanova	33	1966
John, Ulrick	T	Georgia State	68	2015
Johnson, Al	C	Wisconsin	60	2008
Johnson, Albert	WR	Southern Methodist	16, 83	2001-02
Johnson, Anthony	DT	Louisiana State	76	2014
Johnson, Curtis	CB	Toledo	45	1970-78
Johnson, Dan	TE	Iowa State	87	1983-87
Johnson, Demetrious	S	Missouri	23	1987
Johnson, Greg	G	Oklahoma	73	1988
Johnson, J.J.	RB	Mississippi State	32	1999-01
Johnson, James-Michael	LB	Nevada	56	2015

Johnson, Larry	RB	Penn State	23	2011
Johnson, Micah	LB	Kentucky	57	2010
Johnson, Pat	S	Purdue	24	1995
Johnson, Pete	FB	Ohio State	46	1984
Jones, Aaron	DE	Eastern Kentucky	97	1996
Jones, Chris	DT	Bowling Green	52	2016
Jones, Dominique	TE	Shepherd	85	2016
Jones, Don	S	Arkansas State	36, 38	2013-14
Jones, Donnie	P	Louisiana State	5	2005-06
Jones, Jason	DE	Eastern Michigan	98	2016
Jones, Nate	CB	Rutgers	33, 32	2008-09, 2011
Jones, Ray	CB	Southern	49	1971
Jones, Reshad	S	Georgia	20	2010-17
Jones, Robert	LB	East Carolina	52	1998-00
Jones, Tebucky	S	Syracuse	24	2005
Jordan, Charles	WR	Long Beach City College	88	1996-98
Jordan, Dion	DE	Oregon	95	2013-14
Joswick, Bob	DE	Tulsa	80	1968-69
Judie, Ed	LB	Northern Arizona	91	1984
Judson, William	CB	South Carolina State	49	1981-89
Junior, E.J.	LB	Alabama	54	1989-91

- K -

Kaddu, Josh	LB	Oregon	57	2012-13
Kaeding, Nate	K	Iowa	9	2012
Keating, Bill	DT	Michigan	72	1967
Kehoe, Scott	T	Illinois	71	1987
Kelly, Ben	CB	Colorado	35, 20	2000-01
Kershaw, William	LB	Maryland	58	2008-09
Keyes, Jimmy	LB/K	Mississippi	52	1968-69
Kidd, John	P	Northwestern	17	1994-97
Kiick, Jim	RB	Wyoming	21	1968-74
Kinchen, Brian	TE	Louisiana State	88	1988-90
Kindig, Howard	G/C	Cal State-Los Angeles	54	1972-73
King, Vick	RB	McNeese State	33	2004
Kirby, Terry	RB	Virginia	43, 42	1993-95
Kitts, Jim	FB	Ferrum College	48	1997-98
Klingbeil, Chuck	NT	Northern Michigan	99	1991-95
Knight, Sammy	S	Southern California	24	2003-04
Knott, Jake	LB	Iowa State	45	2014
Koch, Greg	T	Arkansas	68	1986-87
Kocourek, Dave	TE	Wisconsin	83	1966
Kolen, Mike	LB	Auburn	57	1970-77
Kolic, Larry	LB	Ohio State	94, 54	1986-88
Konecny, Mark	RB	Alma	41	1987
Konrad, Rob	FB	Syracuse	44	1999-04
Kopp, Jeff	LB	Southern California	52	1995
Kosar, Bernie	QB	Miami (Fla.)	19	1994-96
Kovacs, Jordan	S	Michigan	44, 32	2013-15
Kozlowski, Mike	S	Colorado	37, 40	1979-86
Krauss, Barry	LB	Alabama	58	1989
Kremser, Karl	K	Tennessee	15	1969-70
Kuechenberg, Bob	G	Notre Dame	67	1970-84
Kumerow, Eric	DE	Ohio State	90	1988-90

- L -

Laakso, Eric	T	Tulane	68	1978-84
Lamb, Mack	CB	Tennessee State	45	1967-68
Lambrecht, Mike	DT	St. Cloud State	69	1987-89
Land, Mel	LB	Michigan State	52	1979
Landry, Jarvis	WR	Louisiana State	14	2014-17
Lane, Jorvorskie	FB	Texas A&M	41	2012
Langer, Jim	C	South Dakota State	62	1970-79
Langford, Kendall	DE	Hampton	70	2008-11
Lankford, Paul	CB	Penn State	44	1982-91
Larsen, Ted	G/C	North Carolina State	62	2017
Lawless, Burton	G	Florida	71	1981
Lee, Donald	TE	Mississippi State	85	2003-04
Lee, Larry	G/C	UCLA	63, 66	1985-86

Lee, Ronnie	T/TE	Baylor	86, 72	1979-82, 1984-89
Lee, Shawn	NT	North Alabama	98	1990-91
Lehan, Michael	CB	Minnesota	30, 22	2006-08
Leigh, Charles	RB	None	15, 36, 23	1971-74
LeJeune, Norman	S	Louisiana State	42	2005-06
Lekkerkerker, Cory	T	California-Davis	71	2007
Lemon, Cleo	QB	Arkansas State	17	2005-07
Lethridge, Zebbie	CB	Texas Tech	37	2001
Lewis, David	TE	California	87, 89	1987
Limbrick, Garrett	FB	Oklahoma State	32	1990
Linkenbach, Jeff	T	Cincinnati	72	2015
Lippett, Tony	CB	Michigan State	36	2015-17
Little, George	DE	Iowa	99	1985-87
Little, Larry	G	Bethune Cookman	66	1969-80
Liwienski, Chris	G	Indiana	76	2007
Logan, Marc	FB	Kentucky	20	1989-91
London, Brandon	WR	Massachusetts	17	2008-08
Long, Jake	T	Michigan	77	2008-12
Losman, JP	QB	Tulane	6	2011
Lothridge, Billy	P	Georgia Tech	7	1972
Lowe, Omare	CB	Washington	24	2002
Lubischer, Steve	LB	Boston College	54	1987
Lucas, Jordan	CB	Penn State	21	2016-17
Lucas, Ray	QB	Rutgers	6	2001-02
Lusk, Hendrick	TE	Utah	83	1998
Lusteg, Booth	K	Connecticut	5	1967

- M -

Mackey, Kyle	QB	East Texas State	15	1987
Madison, Sam	CB	Louisville	29	1997-05
Malone, Benny	RB	Arizona State	32	1974-78
Malone, Darrell	CB	Jacksonville State	47	1992-94
Malveaux, Cameron	DE	Houston	75	2017
Mandich, Jim	TE	Michigan	88	1970-77
Manning, Brian	WR	Stanford	83	1997
March-Lillard, Justin	LB	Akron	53	2017
Mare, Olindo	K	Syracuse	10	1997-06
Marino, Dan	QB	Pittsburgh	13	1983-99
Marion, Brock	S	Nevada	31	1998-03
Mark, Greg	LB	Miami (Fla.)	94	1990
Marrone, Doug	G/C	Syracuse	78	1987
Marshall, Brandon	WR	Central Florida	19	2010-11
Marshall, David	LB	Eastern Michigan	96	1987
Marshall, Richard	CB	Fresno State	31	2012
Martin, David	TE	Tennessee	88	2007-08
Martin, Jamar	FB	Ohio State	32	2004
Martin, Jonathan	T	Stanford	71	2012-13
Martin, Tony	WR	Mesa (Colo.)	80, 89	1990-93, 1999-00
Martin, Vaughn	DT	Western Ontario	90	2013
Mass, Wayne	T	Clemson	78	1971
Massaquoi, Tim	TE	Michigan	89	2006
Mastrud, Jeron	TE	Kansas State	88	2010-12
Matheson, Bob	LB	Duke	53	1971-79
Mathis, Evan	G	Alabama	73	2008
Matthews, Bo	FB	Colorado	33	1981
Matthews, Rishard	WR	Nevada	86, 18	2012-15
Matthews, Wes	WR	Northeastern State (Okla.)	23	1966
Mausaluga, Rey	LB	Southern California	58	2017
Mauck, Carl	C	Southern Illinois	60	1970
Mauia, Reagan	FB	Hawaii	45	2007
Maxwell, Byron	CB	Clemson	41	2016-17
Maxwell, Jim	LB	Gardner-Webb	53	2006
McBride, Norm	DE	Utah	53	1969-70
McCain, Bobby	CB	Memphis	28	2015-17
McCain, Brice	CB	Utah	24	2015
McCain, Chris	LB	California	58	2014-15
McCann, Bryan	CB	Southern Methodist	23	2012
McChesney, Matt	G	Colorado	60	2008
McClendon, Jacques	C/G	Tennessee	66	2015
McCray, Kelcie	S	Arkansas State	37	2013

McCreary, Loaird	TE	Tennessee State	80	1976-78
McCullers, Dale	LB	Florida State	54	1969
McDaniel, Tony	DT	Tennessee	78	2009-12
McDaniel, Wahoo	LB	Oklahoma	54	1966-68
McDermott, Sean	LS	Kansas	40	2003
McDonald, T.J.	S	Southern California	22	2017
McDougle, Stockar	T	Oklahoma	73	2005
McDuffie, O.J.	WR	Penn State	81	1993-01
McFarland, Jim	TE	Nebraska	80	1975
McGarrahan, Scott	S	New Mexico	41, 43	2001-02
McGeever, John	S	Auburn	47	1966
McGruder, Michael	CB	Kent State	28	1990-91
McGwire, Dan	QB	San Diego State	11	1995
McHale, Tom	G	Cornell	72	1995
McIntosh, Damion	T	Kansas State	77	2004-06
McIver, Everett	G	Elizabeth City College	66	1996-97
McKenzie, Kevin	WR	Washington State	82	1999
McKinney, Seth	C/G	Texas A&M	68	2002-06
McKinnie, Bryant	T	Miami (Fla.)	78	2013
McKinnon, Dennis	WR	Florida State	86	1990
McKnight, James	WR	Liberty	80	2001-03
McKyer, Tim	CB	Texas Arlington	22	1990
McMichael, Randy	TE	Georgia	81	2002-06
McNeal, Don	CB	Alabama	28	1980-89
McPhail, Jerris	RB	East Carolina	32	1996-97
McTyer, Torry	CB	Nevada-Las Vegas	33	2017
McQuistan, Pat	G/T	Weber State	79	2010
Medlin, Richard	RB	Fayetteville State	38	2011
Merling, Phillip	DE	Clemson	97	2008-11
Merritt, Dave	LB	North Carolina State	55	1993
Mertens, Jim	TE	Fairmont State	87	1969
Michel, Mike	P/K	Stanford	17	1977
Miles, Edmond	LB	Iowa	50	2007
Miller, Lamar	RB	Miami (Fla.)	26	2012-15
Miller, Scott	WR	UCLA	82, 83	1991-96
Milner, Billy	T	Houston	79	1995-96
Milton, Gene	WR	Florida A&M	28	1968-69
Mingo, Gene	K	None	21	1966-67
Minor, Travis	RB	Florida State	34, 28	2001-06
Mira, George	QB	Miami (Fla.)	10	1971
Misi, Koa	LB	Utah	55	2010-17
Mitchell, Earl	DT	Arizona	90	2014-16
Mitchell, Marvin	LB	Tennessee	50	2011
Mitchell, Melvin	G	Tennessee State	68, 60	1976-78
Mitchell, Scott	QB	Utah	19	1990-93
Mitchell, Shirdonya	CB	Missouri	27	2006
Mitchell, Stan	RB	Tennessee	35	1966-70
Mixon, Kenny	DE	Louisiana State	79	1998-01
Monds, Mario	DT	Cincinnati	93	2004
Moore, Corey	LB	Virginia Tech	57	2001
Moore, Damontre	DE	Texas A&M	57	2015
Moore, Dave	TE	Pittsburgh	46	1992
Moore, Eddie	LB	Tennessee	58	2003-05
Moore, Eric	T	Indiana	70	1995
Moore, Mack	DE	Texas A&M	91	1985-86
Moore, Marlon	WR	Fresno State	14	2010-13
Moore, Matt	QB	Oregon State	8	2011-17
Moore, Maulty	DT	Bethune-Cookman	65	1972-74
Moore, Nat	WR	Florida	89	1974-86
Moore, Ron	RB	Pittsburg State (Kan.)	34	1998
Moore, Stevon	S	Mississippi	27	1990
Moore, Wayne	T	Lamar	79	1970-78
Moreau, Doug	TE	Louisiana State	82	1966-69
Moreno, Knowshon	RB	Georgia	28	2014
Morrall, Earl	QB	Michigan State	15	1972-76
Morris, Mercury	RB	West Texas State	22	1969-75
Morris, Sammy	RB	Texas Tech	31	2004-06
Morris, Victor	LB	Miami (Fla.)	91	1987
Moser, Rick	RB	Rhode Island	31	1980
Moses, Quentin	DE/LB	Georgia	74, 93	2007-10

Mosley, C.J.	DT	Missouri	94	2015
Mostert, Raheem	RB	Purdue	27	2015
Moyer, Alex	LB	Northwestern	54	1985-86
Mruczkowski, Gene	G	Purdue	63	2007
Mumphord, Lloyd	CB	Texas Southern	26	1969-74
Murtha, Lydon	T	Nebraska	76	2009-11

- N -

Naanee, Legedu	WR	Boise State	19	2012
Nalbone, John	TE	Monmouth	86	2010
Nails, Jamie	G	Florida A&M	66	2002-03
Nathan, Tony	RB	Alabama	22	1979-87
Ndukwe, Ikechuku	G	Northwestern	68	2008
Nealy, Ray	RB	Arkansas-Pine Bluff	20	1997
Nedney, Joe	K	San Jose State	6	1996-97
Neff, Bob	S	Stephen F. Austin	43	1966-68
Neighbors, Billy	G	Alabama	63	1966-69
Ness, Nate	CB	Arizona	32	2010
Newman, Ed	G	Duke	64	1973-84
Newman, Keith	LB	North Carolina	55	2006
Newton, Kendall	WR	Middle Tennessee State	82, 14	2003-05
Nicolas, Scott	LB	Miami (Fla.)	57, 52	1987
Ninkovich, Rob	DE/LB	Purdue	93	2007
Nolan, Troy	CB	Arizona State	23	2012
Nomina, Tom	DT	Miami (Ohio)	76	1966-68
Noonan, Karl	WR	Iowa	89	1966-71
Norton, Rick	QB	Kentucky	11	1966-69
Nottingham, Don	FB	Kent State	36	1973-77
Novak, Jeff	T	Southwest Texas State	67	1994

- O -

Odom, Cliff	LB	Texas Arlington	93	1990-93
Odrick, Jared	DE/DT	Penn State	98	2010-14
Offerdahl, John	LB	Western Michigan	56	1986-93
Ogden, Jeff	WR	Eastern Washington	88	2000-01
Oglesby, Alfred	DE/NT	Houston	96	1990-92
Oglesby, Evan	CB	North Alabama	41, 31	2009-10
Ogunleye, Adewale	DE	Indiana	90, 93	2000-03
Oliver, Louis	S	Florida	25	1989-93, 1995-96
Oliver, Muhammad	CB	Oregon	20	1994
Olshanski, Igor	DT	Oregon	95	2011
Orosz, Tom	P	Ohio State	3	1981-82
Orr, Leon	DT	Florida	96	2016
Ortega, Ralph	LB	Florida	54	1979-80
Oubre, Louis	G	Oklahoma	68	1987
Ours, Greg	C	Muskingum	63	1987
Overstreet, David	RB	Oklahoma	20	1983
Owens, Chris	S	San Jose State	41	2013
Owens, Morris	WR	Arizona State	82	1975-76
Owens, Rich	DE	Lehigh	96	1999-00

- P -

Paige, Tony	FB	Virginia Tech	49	1990-92
Page, Chase	DE	North Carolina	95	2000-97
Palmer, Dick	LB	Kentucky	50	1970
Park, Ernie	G	McMurray	61	1966
Parker, DeVante	WR	Louisville	11	2015-17
Parkey, Cody	K	Auburn	1	2017
Parmalee, Bernie	RB	Ball State	30	1992-98
Patmon, Tyler	CB	Oklahoma State	29	2015
Patterson, Dimitri	CB	Tuskegee	32	2012-13
Paysinger, Spencer	LB	Oregon	42	2015-16
Pead, Isaiah	RB	Cincinnati	22	2016
Pearson, Willie	CB	North Carolina A&T	41	1969
Pederson, Doug	QB	Northeast Louisiana	14	1993
Peelle, Justin	TE	Oregon	87	2006-07
Pennington, Chad	QB	Marshall	10	2008-10
Polite, Lousaka	FB	Pittsburgh	36	2008-10
Perriman, Brett	WR	Miami (Fla.)	80	1997

Perry, Ed	TE	James Madison	89	1997-04
Perry, Jereme	S	Eastern Michigan	33	2007
Perry, Seniorise	RB	Louisville	34	2017
Perry, Todd	G	Kentucky	75	2001-03
Pesuit, Wally	T	Kentucky	65	1977-78
Petrella, Bob	S	Tennessee	48	1966-71
Phillips, Jordan	DT	Oklahoma	97	2015-17
Phillips, Lawrence	RB	Nebraska	21	1997
Pidgeon, Tim	LB	Syracuse	94	1987
Pitts, Lafayette	CB	Pittsburgh	40	2016
Planansky, Joe	TE	Chadron State	88	1995
Plummer, Bruce	CB	Mississippi State	38	1988
Pool, David	CB	Carson-Newman	27	1994
Poole, Ken	DT	Northeast Louisiana	78	1981-82
Poole, Will	CB	Southern California	27	2004-05
Pope, Derrick	LB	Alabama	56	2004-07
Porter, Joey	LB	Colorado State	55	2007-09
Posey, Julian	CB	Ohio	38	2012
Potter, Steve	LB	Virginia	54	1981-82
Potts, Roosevelt	FB	Northeast Louisiana	42	1997
Pouncey, Mike	C/G	Florida	51	2011-17
Powell, Alvin	G	Winston-Salem State	78	1989
Powell, Jesse	LB	West Texas State	56	1969-73
Presley, De'Andre	CB	Appalachian State	21	2012
Preston, Roell	WR	Mississippi	82	1999
Price, Sam	RB	Illinois	30	1966-68
Pritchett, Stanley	FB	South Carolina	36	1996-99
Procter, Cory	C	Montana	71	2010
Prokop, Joe	P	Cal Poly-Pomona	7	1992
Pruitt, James	WR	Cal State-Fullerton	82, 87, 81	1986-88, 1990-91
Pruitt, Julius	WR	Ouachita-Baptist	11	2011
Pryor, Barry	RB	Boston University	31	1969-70
Pyburn, Jack	T	Texas A&M	65	1967-68

- R -

Rader, Jason	TE	Marshall	85	2006
Raglin, Floyd	CB	Southern	24	1987
Rambo, Bacarri	S	Georgia	30	2016
Randall, Kheeston	DT	Texas	97	2012
Randle, Tate	S	Texas Tech	21	1987
Rather, Bo	WR	Michigan	82, 85	1973, 1978
Ray, Ricky	CB	Norfolk State	43	1981-82
Readon, Ike	DT	Hampton Institute	79	1987
Reaves, Willard	RB	Northern Arizona	38	1989
Reed, Kerry	WR	Michigan State	15	2007
Reese, Don	DT	Jackson State	76, 60	1974-76
Reichenbach, Mike	LB	East Stroudsburg	52	1990-91
Reilly, Dameon	WR	Rhode Island	83	1987
Reilly, Trevor	LB	Utah	57	2016
Reveiz, Fuad	K	Tennessee	7	1985-88
Rhone, Earnie	LB	Henderson State	55	1975-84
Rice, Ken	G	Auburn	75	1966-67
Richardson, Jeff	T	Michigan State	76	1969
Richardson, John	DT	UCLA	74	1967-71
Richardson, Kyle	P	Arkansas State	5	1997
Richardson, Willie	WR	Jackson State	87	1970
Riley, Jim	DE	Oklahoma	70	1967-71
Rivera, Mike	LB	Kansas	52	2012
Roberson, Bo	WR	Cornell	40	1966
Roberson, Vern	S	Grambling	42	1977
Roberts, Archie	QB	Columbia	16	1967
Roberts, George	P	Virginia Tech	4	1978-80
Roberts, Guy	LB	Maryland	59	1977
Robinson, Derreck	DE	Iowa	75	2007
Robinson, Fred	LB	Miami (Fla.)	91	1986
Robinson, Gerell	TE	Arizona State	85	2014
Robinson, Bryan	DE	Fresno State	98	2004
Robiskie, Terry	FB	Louisiana State	38	1980-81
Roby, Reggie	P	Iowa	4	1983-92
Roderick, John	WR	Southern Methodist	87	1966-67

Rodgers, Derrick	LB	Arizona State	59	1997-02
Rogers, Charlie	RB/KR	Georgia Tech	32	2003
Rogers, Nick	LB	Georgia Tech	50	2005
Romero, Dario	DT	Eastern Washington	73, 94	2002-04
Rosario, Dante	TE	Oregon	81	2011
Rose, Donovan	S	Hampton Institute	26	1986-87
Rose, Joe	TE	California	80	1980-85
Rose, Lowell	CB	Tulsa	40	2014
Rosenfels, Sage	QB	Iowa State	18	2002-05, 2011
Ross, Brandian	CB	Youngstown State	33	2014
Roth, Matt	DE/LB	Iowa	98	2005-09
Roth, Pete	FB	Northern Illinois	32	1987
Royals, Mark	P	Appalachian State	3	2002-03
Ruddy, Tim	C	Notre Dame	61	1994-03
Rudolph, Jack	LB	Georgia Tech	55	1966
Russell, Anderson	S	Ohio State	40	2012
Russell, Cliff	WR	Utah	88	2005-06
Russell, Twan	LB	Miami (Fla.)	56	2000-02
Ryan, Sean	TE	Boston College	89	2008

- S -

Salter, Bryant	S	Pittsburgh	30	1976
Sampleton, Lawrence	TE	Texas	80	1987
Samuda, Josh	G	Massachusetts	64	2012
Sander, Mark	LB	Louisville	58	1992
Sapp, Benny	CB	Northern Iowa	27	2010-11
Satele, Samson	C	Hawaii	64	2007-08, 2014
Saxon, James	RB	San Jose State	22	1992-94
Schamel, Duke	LB	South Dakota	60	1987
Schulters, Lance	S	Hofstra	30, 31	2005, 2007
Schwedes, Scott	WR	Syracuse	81	1987-90
Scott, Jake	S	Georgia	13	1970-75
Scott, Rashawn	WR	Miami (Fla.)	87	2016-17
Scott, Ronald	RB	Southern	33	1987
Scott, Stanley	DE	Florida State	77	1987
Seamster, Sammy	CB	Middle Tennessee State	37	2014
Seau, Junior	LB	Southern California	55	2003-05
Secules, Scott	QB	Virginia	9	1989-92
Seiple, Larry	P/RB/TE	Kentucky	20	1967-77
Selfridge, Andy	LB	Virginia	51	1976
Sellers, Ron	WR	Florida State	34	1973
Sendlein, Robin	LB	Texas	52	1985
Shannon, Larry	WR	East Carolina	19, 82	1998-99
Shaw, Josh	DT	Michigan State	75, 76	2004-05
Shaw, Terrance	CB	Stephen F. Austin	22	2000
Sheets, Kory	RB	Purdue	22	2009-10
Shelby, Derrick	DE	Utah	79	2012-15
Sheldon, Mike	T	Grand Valley State	68	1997-99
Shelton, L.J.	G/T	Eastern Michigan	70	2006-07
Shepherd, Leslie	WR	Temple	84	2000
Sheppard, Kelvin	LB	Louisiana State	97, 52	2014-15
Shipp, Jackie	LB	Oklahoma	50	1984-88
Shiver, Sanders	LB	Carson-Newman	52, 96	1984-85
Shuler, Mickey	TE	Penn State	86	2010
Shull, Steve	LB	William & Mary	59, 52	1980-83
Siler, Rich	TE	Texas A&M	87	1987
Simmons, Sam	WR	Northwestern	83	2003
Simpson, Antoine	DT	Houston	98	1999
Simpson, Bob	DE	Colorado	70	1978
Sims, Dion	TE	Michigan State	80	2013-16
Sims, Keith	G	Iowa State	69	1990-97
Singleton, Chris	LB	Arizona	55	1993-96
Slaton, Steve	RB	West Virginia	23	2011
Small, Gerald	CB	San Jose State	48	1978-83
Smiley, Justin	G	Alabama	65	2008-09
Smith, Brent	G/T	Mississippi State	74	1997-02
Smith, Clifton	RB/KR	Fresno State	22	2010
Smith, De'Veon	RB	Michigan	38	2017
Smith, Derek	LB	Arizona State	59	2008
Smith, Frankie	CB	Baylor	28, 29	1993-95

Smith, Kelvin	LB	Syracuse	58	2007
Smith, Lamar	RB	Houston	26	2000-01
Smith, Maurice	S	Georgia	27	2017
Smith, Mike	CB	Texas-El Paso	25	1985-87
Smith, Sammie	RB	Florida State	33	1989-91
Smith, Sean	CB	Utah	24	2009-12
Smith, Shelley	G	Colorado State	66	2014
Smith, Tom	RB	Miami (Fla.)	29	1973
Smith, Wade	T	Memphis	74	2003-06
Smith, Willie	TE	Miami (Fla.)	84	1987
Sochia, Brian	DT	NW Oklahoma State	70	1986-91
Soliai, Paul	DT	Utah	96	2007-13
Solomon, Freddie	WR	Tampa	86	1975-77
Solomon, Jesse	LB	Florida State	58	1994
Sowell, Robert	CB	Howard	45, 42	1983-85, 1987
Spadola, Ryan	WR	Lehigh	87	2013
Sperry, Kory	TE	Colorado State	85	2009
Speyrer, Cotton	WR	Texas	82	1975
Spikes, Irving	RB	Northeast Louisiana	40, 35	1994-97
Spitler, Austin	LB	Ohio State	53, 45	2010-13
Spragan, Donnie	LB	Stanford	59	2005-07
Spriggs, Marcus	T	Houston	76	2001-02
Squirek, Jack	LB	Illinois	53	1986
Stanfill, Bill	DE	Georgia	84	1969-76
Stanford, R.J.	CB	Southern Utah	25, 41	2012-14
Stankavage, Scott	QB	North Carolina	14	1987
Stanley, Walter	WR	Mesa (Colo.)	88	1991
St. Clair, John	T	Virginia	70	2004
Starks, Randy	DE/DT	Maryland	94	2008-14
Steen, Anthony	C/G	Alabama	65	2016-17
Stephenson, Dwight	C	Alabama	57	1980-87
Sterup, Zach	T	Nebraska	71	2017
Stewart, Michael	S	Fresno State	35	1994-96
Stewart, Rayna	S	Northern Arizona	21	1998
Stills, Kenny	WR	Oklahoma	10	2015-17
Stofa, John	QB	Buffalo	15, 5	1966-67, 1969-70
Stokes, Barry	T	Eastern Michigan	67	1998
Stoneburner, Jake	TE	Ohio State	86	2015
Storr, Greg	LB	Boston College	50	1987
Stoudt, Cliff	QB	Youngstown State	18	1989
Stowe, Otto	WR	Iowa State	82	1971-72
Stoyanovich, Pete	K	Indiana	10	1989-95
Stradford, Troy	RB	Boston College	23	1987-90
Strock, Don	QB	Virginia Tech	10	1974-87
Strother, Billy	LB	New Mexico	59	2004
Stubbs, Daniel	DE	Miami (Fla.)	96	1996-98
Stuckey, Henry	CB	Missouri	48	1972-74
Sturgis, Caleb	K	Florida	9	2013-14
Suggs, Lee	RB	Virginia Tech	22	2006
Suh, Ndamukong	DT	Nebraska	93	2015-17
Surtain, Patrick	CB	Southern Mississippi	23	1998-04
Swain, John	CB	Miami (Fla.)	29, 40	1985, 1987
Swayne, Harry	T	Rutgers	70	2001
Swift, Doug	LB	Amherst	59	1970-75
Swoopes, Pat	DE	Mississippi State	67	1991

- T -

Tagliaferri, John	RB	Cornell	35	1987
Tankersley, Cordrea	CB	Clemson	30	2017
Tannehill, Ryan	QB	Texas A&M	17	2012-17
Tanner, Barron	DT	Oklahoma	72	1997-98
Tautolo, Terry	LB	UCLA	52	1983-84
Taylor, Ed	CB	Memphis State	45	1979-82
Taylor, Henry	DT	South Carolina	98	2001
Taylor, Jamar	CB	Boise State	22	2013-15
Taylor, Jason	DE/LB	Akron	99	1997-07, 2009, 2011
Taylor, Johnny	LB	Hawaii	54	1986
Taylor, Vincent	DT	Oklahoma State	96	2017
Teague, George	S	Alabama	23	1997
Testerman, Don	FB	Clemson	34	1980

Thayer, Tom	G/C	Notre Dame	57	1993
Thigpen, Marcus	RB/KR	Indiana	34	2012-13
Thigpen, Tyler	QB	Coastal Carolina	16	2009-10
Thomas, Dallas	G	Tennessee	70, 63	2013-16
Thomas, Daniel	RB	Kansas State	33, 30	2011-14
Thomas, Donald	G	Connecticut	66	2008-09
Thomas, Joey	CB	Montana State	41	2008
Thomas, Julius	TE	Portland State	89	2017
Thomas, Kiwaukee	CB	Georgia Southern	20	2005
Thomas, Lamar	WR	Miami (Fla.)	85	1996-00
Thomas, Michael	S	Stanford	31	2013-17
Thomas, Norris	CB	Southern Mississippi	41	1977-79
Thomas II, Robert	DT	Arkansas	96	2015
Thomas, Rodell	LB	Alabama State	53, 54	1981, 1983-84
Thomas, Rodney	CB	Brigham Young	45, 24	1988-90
Thomas, Thurman	RB	Oklahoma State	34	2000
Thomas, Zach	LB	Texas Tech	54	1996-07
Thompson, Derrius	WR	Baylor	88	2003-04
Thompson, Lamont	S	Washington State	27	2007
Thompson, Reyna	CB	Baylor	19, 24	1986-88
Thornton, Jack	LB	Auburn	59	1966
Tiffin, Van	K	Alabama	3	1987
Tilley, Emmett	LB	Duke	52	1983
Tillman, Andre	TE	Texas Tech	87	1974-78
Tillman, Travares	S	Georgia Tech	26	2005-07
Timmons, Lawrence	LB	Florida State	94	2017
Toews, Jeff	G	Washington	60	1979-85
Torbor, Reggie	LB	Auburn	53	2008-09
Torczon, LaVerne	DE	Nebraska	88	1966
Torrey, Bob	FB	Penn State	38	1979
Toth, Tom	G	Western Michigan	76	1986-89
Towle, Steve	LB	Kansas	56	1975-80
Towns, Lester	LB	Washington	57	2005
Traylor, Keith	DT	Central State (Okla.)	94	2005-07
Tripp, Jordan	LB	Montana	57	2014
Trusnik, Jason	LB	Ohio-Northern	93	2011-14
Tucker, Gary	RB	Tennessee-Chattanooga	27	1968
Tunsil, Laremy	G/T	Mississippi	67	2016-17
Turk, Matt	P	Wisconsin-Whitewater	1	2000-01, 2003-04
Turner, Billy	G/T	North Dakota State	77	2014-16
Turner, Patrick	WR	Southern California	84	2009
Turner, T.J.	DE	Houston	95	1986-92
Twilley, Howard	WR	Tulsa	81	1966-76

– U –

Uhlenhake, Jeff	C	Ohio State	63	1989-93
Urbanek, Jim	DT	Mississippi	79	1968
Urbik, Kraig	C/G	Wisconsin	60	2016
Uwaezuoke, Iheanyi	WR	California	80	1998

– V –

Veasey, Craig	DT	Houston	94	1993-94
Verner, Alterraun	CB	UCLA	42	2017
Vernon, Olivier	DE	Miami (Fla.)	50	2012-15
Vick, Marcus	WR/QB	Virginia Tech	16	2006
Vigil, Zach	LB	Utah State	49	2015-16
Vigorito, Tom	RB/WR	Virginia	32	1981-85
Vincent, Troy	CB	Wisconsin	23	1992-95
Volk, Rick	S	Michigan	21	1977-78
von Schamann, Uwe	K	Oklahoma	5	1979-84

– W –

Wade, Charley	WR	Tennessee State	37	1973
Wade, Jonathan	CB	Tennessee	32	2011
Wade, Todd	T	Mississippi	71	2000-03
Wainright, Frank	TE	Northern Colorado	82	1995-98
Wake, Cameron	LB/DE	Penn State	91	2009-17
Walden, Erik	LB	Middle Tennessee State	50, 53	2008-10

Walker, Bracey	S	North Carolina	26	1997
Walker, Brian	S	Washington State	45	1997-98, 2000-01
Walker, Fulton	CB	West Virginia	41	1981-85
Wallace, Mike	WR	Mississippi	11	2013-14
Wallace, Roberto	WR	San Diego State	18	2010-11
Walters, Rod	G	Iowa	76	1980
Wantland, Hal	S	Tennessee	46	1966
Ward, Chris	T	Ohio State	67	1986
Ward, Dedric	WR	Northern Iowa	87	2001-02
Ward, Ronnie	LB	Kansas	55	1997
Warfield, Paul	WR	Ohio State	42	1970-74
Warmsley, Julius	DE	Tulane	73	2016
Warren, Jimmy	CB	Illinois	49	1966-69
Washington, Dick	CB	Bethune-Cookman	44	1968
Washington, Mark	LB	Texas State	51	2007
Watkins, Danny	G	Baylor	62	2013
Weaver, Jed	TE	Oregon	82	2000-02
Webb, Richmond	T	Texas A&M	78	1990-00
Webster, Larry	DT	Maryland	79	1992-94
Weidner, Bert	G/C	Kent State	60	1990-95
Weisacosky, Ed	LB	Miami (Fla.)	51	1968-70
Welker, Wes	WR	Texas Tech	83	2004-06
West, Willie	S	Oregon	22	1966-68
Westmoreland, Dick	CB	North Carolina A&T	25	1966-69
Wheeler, Philip	LB	Georgia Tech	52	2013-14
White, Jeris	CB	Hawaii	41	1974-76
White, Pat	QB	West Virginia	6	2009
Whitley, Taylor	G	Texas A&M	69	2003-04
Wickert, Tom	T	Washington State	60	1974
Wilford, Ernest	WR	Virginia Tech	18	2008
Wilkinson, Dan	DT	Ohio State	95	2006
Williams, Brandon	TE	Oregon	88	2015
Williams, Damian	WR	Southern California	15	2014
Williams, Damien	RB	Oklahoma	34, 26	2014-17
Williams, Delvin	RB	Kansas	24	1978-80
Williams, Gene	G	Iowa State	61	1991-92
Williams, Jarvis	S	Florida	26	1988-93
Williams, Jay	DE	Wake Forest	91	2002-04
Williams, Joel	TE	Notre Dame	88	1987
Williams, Jordan	DE	Tennessee	69	2015
Williams, Kevin	S	Oklahoma State	38	2000
Williams, Mario	DE	North Carolina State	94	2016
Williams, Maxie	G/T	Southeastern Louisiana	78	1966-70
Williams, Mike	WR	Northeastern	87	1991-95
Williams, Nick	DE	Samford	75	2016
Williams, Quintin	S	Wake Forest	38	2004
Williams, Renauld	LB	Hofstra	53	2004
Williams, Ricky	RB	Texas	34	2002-03, 2005, 2007-10
Williams, Ronnie	TE	Oklahoma State	85	1993-95
Wilmsmeyer, Klaus	P	Louisville	8	1998
Wilson, George, Jr.	QB	Xavier	10	1966
Wilson, Gibril	S	Tennessee	28	2009
Wilson, Jerry	CB	Southern	24	1996-00
Wilson, Jimmy	CB/S	Montana	25, 27	2011-14
Wilson, Karl	DE	Louisiana State	77, 72	1990, 1993
Wilson, Robert	FB	Texas A&M	49	1994-96
Wimberly, Derek	DE	Purdue	78	1987
Windauer, Bill	DT	Iowa	70	1975
Winfrey, Stan	RB	Arkansas State	33	1975-77
Wiska, Jeff	G	Michigan State	74	1987
Wood, Dick	QB	Auburn	18	1966
Wooden, Shawn	S	Notre Dame	22, 35	1996-99, 2001-04
Woodley, David	QB	Louisiana State	16	1980-83
Woods, Larry	DT	Tennessee State	70	1973
Woodson, Fred	G	Florida A&M	61	1967-69
Worrell, Cameron	S	Fresno State	44	2007
Wright, Gabe	DT	Auburn	98	2017
Wright, Manuel	DT	Southern California	75	2005
Wright, Rodrique	DT	Texas	90	2006-08
Wyrick, Jimmy	CB	Minnesota	25, 35	2003-04

- Y -

Yates, Billy	G	Texas A&M	73	2003
Yates, T.J.	QB	North Carolina	16	2016
Yeatman, Will	TE/T	Maryland	89, 72	2011-13
Yepremian, Raro	K	None	1	1970-78
Young, Sam	T	Notre Dame	79	2016-17
Young, Steve	T	Colorado	74	1977
Young, Willie	T	Alcorn A&M	76	1973

- Z -

Zawatson, Dave	T	California	75	1991
Zecher, Rich	DT	Utah State	77	1966-67
Zgonina, Jeff	DT	Purdue	92, 90	2003-06
Zolak, Scott	QB	Maryland	14	1999

Boldface indicates active player or coach.

LENGTH OF SERVICE

TOTAL YEARS

NAME AND YEARS PLAYED

17	Dan Marino 83-99
15	Bob Kuechenberg 70-84
14	Bob Griese 67-80; Don Strock 74-87
13	John Denney 2005-17; Nat Moore 74-86; Jason Taylor 97-07, 2009, 2011
12	Vern Den Herder 71-82; Bruce Hardy 78-89; Jim Jensen 81-92; Larry Little 69-80; Ed Newman 73-84; Zach Thomas 96-07
11	Tim Bowens, 94-04; Mark Duper 82-92; Tim Foley 70-80; Larry Seiple 67-77; Howard Twilley 66-76; Richmond Webb 90-00
10	Dick Anderson 68-77; Bob Baumhower 77-86; Doug Betters 78-87; Mark Clayton 83-92; Jeff Dellenbach 85-94; Norm Evans 66-75; Jon Giesler 79-88; Jim Langer 70-79; Paul Lankford 82-91; Ronnie Lee 79-82, 84-89; Olindo Mare 97-06; Don McNeal 80-89; Earnie Rhone 75-84; Reggie Roby 83-92; Tim Ruddy, 94-03

WHERE THEY'VE COME FROM

(Colleges and Universities which have produced Dolphins players)

Abilene-Christian 2, Akron 3, Alabama 20, Alabama State 2, Albany (Ga.) State 1, Alcorn A&M 1, Alma 1, Amherst 2, Appalachian State 2, Arizona 5, Arizona State 12, Arkansas 7, Arkansas Pine-Bluff 2, Arkansas State 8, Auburn 19, Ball State 1, Baylor 12, Benedict College 1, Bethune-Cookman 7, Boise State 6, Boston College 7, Boston University 2, Bowling Green 2, Brigham Young 4, Buffalo 1, Butte College 1, California 8, California-Davis 2, Cal Poly-Pomona 1, Cal Poly-SLO 1, Cal State-Fullerton 1, Cal State-Los Angeles 1, Carson-Newman 2, Catawba 1, Central College (Iowa) 1, Central Florida 2, Central Michigan 1, Central State (Ohio) 1, Central State (Okla.) 1, Chadron State (Neb.) 1, Cincinnati 4, Clemson 12, Coastal Carolina 2, Colorado 9, Colorado State 4, Columbia 1, Connecticut 3, Cornell 3, Dartmouth 2, Dayton 1, Delaware 1, Delta State 1, Duke 5, East Carolina 6, East Stroudsburg 1, East Texas State 1, Eastern Kentucky 2, Eastern Michigan 6, Eastern New Mexico 1, Eastern Washington 4, Elizabeth City College 1, Fairmont State 1, Fayetteville State 1, Ferrum College 1, Florida 20, Florida A&M 6, Florida State 13, Fordham 1, Ft. Valley State 1, Franklin and Marshall 1, Fresno State 9, Furman 1, Gardner-Webb 1, Georgia 11, Georgia Southern 1, Georgia State 1, Georgia Tech 13, Grambling 4, Grand Valley State 1, Hampton 6, Hawaii 7, Henderson State 2, Hofstra 2, Holy Cross 1, Houston 10, Howard 1, Howard Payne 1, Idaho 2, Illinois 8, Illinois State 2, Indiana 11, Indiana State 1, Iona 1, Iowa 9, Iowa State 9, Jackson State 5, Jacksonville State 2, James Madison 3, Kansas 5, Kansas State 4, Kent State 4, Kentucky 12, Lamar 1, Lehigh 2, Liberty 5, Long Beach City College 1, Louisiana-Lafayette 1, Louisiana-Monroe 5, Louisiana State 17, Louisville 9, McMurray 1, Marist 1, Marshall 5, Maryland 14, Massachusetts 2, McNeese State 2, Memphis 8, Mesa (Colo.) 2, Miami (Fla.) 36, Miami (Ohio) 1, Michigan 15, Michigan State 14, Michigan Tech 1, Middle Tennessee State 3, Midwestern State 1, Minnesota 8, Mississippi 14, Mississippi State 6, Missouri 7, Missouri State 1, Monmouth 1, Montana 6, Montana State 2, Montclair State 1, Morgan State 1, Morris Brown 1, Muskingum 1, Nebraska 13, Nevada 5, Nevada-Las Vegas 3,

New Hampshire 1, New Mexico 3, New Mexico State 3, No College 4, Norfolk State 1, North Alabama 2, North Carolina 14, North Carolina A&T 3, North Carolina Central 1, North Carolina State 6, North Dakota State 3, North Texas 2, Northeastern 1, Northeastern State (Okla.) 1, Northern Arizona 3, Northern Colorado 1, Northern Illinois 1, Northern Iowa 3, Northern Michigan 1, Northwestern 4, Northwestern Oklahoma State 1, Northwestern State (La.) 1, Notre Dame 13, Ohio 1, Ohio Northern 1, Ohio State 26, Oklahoma 14, Oklahoma State 8, Omaha 1, Oregon 15, Oregon State 1, Ouachita Baptist 1, Pacific 1, Penn State 16, Pittsburg State (Kan.) 1, Pittsburgh 8, Portland State 1, Princeton 1, Purdue 14, Rensselaer Polytechnic Institute 1, Rhode Island 2, Rice 4, Richmond 1, Rutgers 6, St. Cloud State 1, Samford 2, San Diego State 6, San Jose State 7, Shepherd 1, Shippensburg 1, South Carolina 8, South Carolina State 1, South Dakota 1, South Dakota State 1, South Florida 2, Southeastern Louisiana 1, Southern 8, Southern California 13, Southern Illinois 2, Southern Methodist 4, Southern Mississippi 5, Southern Utah 1, Stanford 9, Stephen F. Austin 3, Syracuse 16, Tampa 3, Temple 2, Tennessee 28, Tennessee-Chattanooga 1, Tennessee State 6, Texas 8, Texas A&M 19, Texas A&M-Kingsville 1, Texas Arlington 2, TCU 5, Texas-El Paso 1, Texas Southern 5, Texas State 3, Texas Tech 7, Toledo 1, Towson 1, Troy 1, Tulane 5, Tulsa 8, Tuskegee 1, UCLA 11, Utah 16, Utah State 5, Vanderbilt 4, Villanova 1, Virginia 11, Virginia State 1, Virginia Tech 11, Wake Forest 5, Washington 8, Washington State 7, Wayne State 1, Weber State 2, Western Carolina 1, Western Illinois 2, Western Michigan 4, Western Ontario 1, West Texas A&M 1, West Texas State 2, West Virginia 8, Wichita State 1, William & Mary 1, Winston-Salem State 3, Wisconsin 9, Wisconsin-Whitewater 1, Wyoming 2, Xavier 2, Yale 1, Youngstown State 3.

TOP SCHOOLS: 36 – Miami (Fla.); 28 – Tennessee; 26 – Ohio State; 20 – Alabama, Florida; 19 – Auburn, Texas A&M; 17 – Louisiana State; 16 – Penn State, Syracuse, Utah; 15 – Michigan, Oregon; 14 – Michigan State, Maryland, Mississippi, North Carolina, Oklahoma, Purdue; 13 – Florida State, Georgia, Georgia Tech, Nebraska, Notre Dame, Southern California; 12 – Arizona State, Baylor, Clemson, Kentucky.

DOLPHINS BY THE NUMBERS

(1966-2017)

- 1 – Garo Yepremian (1970-78); Tony Franklin (1988); Matt Turk (2000-01, 2003-04); Cody Parkey (2017)
- 2 – Cookie Gilchrist (1966); *Willie Beecher (1987); Brandon Fields (2008-14)
- 3 – Tom Orosz (1981-82); *Stacy Gore (1987); Van Tiffin (1987); Mark Royals (2002-03); Joey Harrington (2006); Jay Feely (2007); Andrew Franks (2015-16)
- 4 – George Roberts (1978-80); Reggie Roby (1983-92); Tom Hutton (1999); Brandon Fields (2007); Matt Darr (2015-16)
- 5 – Booth Lusteg (1967); John Stofa (1969-70); Uwe von Schamann (1979-84); Jeff Hayes (1987); Kyle Richardson (1997); Matt Bryant (2004); Donnie Jones (2005-06), Dan Carpenter (2008-12)
- 6 – Jim Arnold (1994); Joe Nedney (1996-97); Brent Bartholomew (1999); Ray Lucas (2001-02); Pat White (2009); JP Losman (2011); Jay Cutler (2017)
- 7 – Billy Lothridge (1972); Guy Benjamin (1978-79); Fuad Reveiz (1985-88); Charlie Baumann (1991); Joe Prokop (1992); Dale Hatcher (1993); Craig Erickson (1996-98); A.J. Feeley (2004-05); Chad Henne (2008-11)
- 8 – Klaus Wilmsmeyer (1998); Daunte Culpepper (2006); Matt Moore (2011-17)
- 9 – Scott Secules (1989-92); Jay Fiedler (2000-04); John Beck (2007-08); Nate Kaeding (2012); Caleb Sturgis (2013-14); David Fales (2017)
- 10 – George Wilson, Jr. (1966); George Mira (1971); Don Strock (1974-87); Pete Stoyanovich (1989-95); Olindo Mare (1997-06); Trent Green (2007); Chad Pennington (2008-10); Clyde Gates (2011); Jabar Gaffney (2012); Brandon Gibson (2013-14); Kenny Stills (2015-17)
- 11 – Rick Norton (1966-69); Jim Del Gaizo (1972, 1975); Jim Jensen (1981-92); Dan McGwire (1995); Damon Huard (1997-00); Bill Gramatica (2004); Gus Frerotte (2005); Julius Pruitt (2011); Mike Wallace (2013-14); DeVante Parker (2015-17)
- 12 – Bob Griese (1967-80)
- 13 – Jake Scott (1970-75); Dan Marino (1983-99)
- 14 – *Scott Stankavage (1987); Doug Pederson (1993); Scott Zolak (1999); Brian Griese (2003); Kendall Newton (2004-05); Marlon Moore (2010-13); Jarvis Landry (2014-17)
- 15 – John Stofa (1966-67); Kim Hammond (1968); Karl Kremser (1969-70); Charles Leigh (1971); Earl Morrall (1972-76); *Kyle Mackey (1987); Kirby Dar Dar (1995, 1997); Ronald Bellamy (2004); Kerry Reed (2007); Davone Bess (2008-12); Damian Williams (2014); Justin Hunter (2016)
- 16 – Archie Roberts (1967); Tom Boutwell (1969); David Woodley (1980-83); Robert Baker (1999); Albert Johnson (2001); Marcus Vick (2006); Tyler Thigpen (2009-10); Shayne Graham (2011); T.J. Yates (2016); Matt Haack (2017)
- 17 – Mike Michel (1977); Ron Jaworski (1987-88); Steve DeBerg (1993); John Kidd (1994-97); Todd Doxzon (1998); Cleo Lemon (2005-07); Brandon London (2008); Ryan Tannehill (2012-17)
- 18 – Dick Wood (1966); Cliff Stoudt (1989); Sage Rosenfels (2002-05); Ernest Wilford (2008); Roberto Wallace (2010-11); Rishard Matthews (2013-15)

- 19 – Reyna Thompson (1986); Scott Mitchell (1990-93); Bernie Kosar (1994-96); Nate Jacquet (1998); Larry Shannon (1998-99); Ted Ginn, Jr. (2007-09); Brandon Marshall (2010-11); Legedu Naanee (2012); Armon Binns (2012-13); Jakeem Grant (2016-17)
- 20 – Larry Seiple (1967-77); Neal Colzie (1979); David Overstreet (1983); *Rickey Isom (1987); Joe Cribbs (1988); Marc Logan (1989-91); Muhammad Oliver (1994); Ray Nealy (1997); John Avery (1998-99); Ben Kelly (2001); Lloyd Harrison (2002); Arturo Freeman (2003-04); Kiwaukee Thomas (2005); Eddie Jackson (2006); Lorenzo Booker (2007); Chris Crocker (2008); Reshad Jones (2010-17)
- 21 – Gene Mingo (1966-67); Jim Kiick (1968-74); Rick Volk (1977-78); *Tate Randle (1987); Mark Higgs (1990-94); Lawrence Phillips (1997); Rayna Stewart (1998); Autry Denson (1999-00); Terry Cousin (2001); Jamar Fletcher (2002-03); Antuan Edwards (2004); Travis Daniels (2005-06); André Goodman (2007-08); Vontae Davis (2009-11); Deandre Presley (2012); Brent Grimes (2013-15); Jordan Lucas (2016-17)
- 22 – Willie West (1966-68); Mercury Morris (1969-75); Tony Nathan (1979-87); Kerry Goode (1989); Tim Mckyer (1990); James Saxon (1992-94); Shawn Wooden (1996-99); Terrance Shaw (2000); Shawn Wooden (2001-04); Jesse Chatman (2005); Lee Suggs (2006); Michael Lehan (2007-08); Kory Sheets (2009-10); Clifton Smith (2010); Reggie Bush (2011-12); Jamar Taylor (2013-15); Isaiah Pead (2016); T.J. McDonald (2017)
- 23 – Wes Matthews (1966); Charles Leigh (1973-74); Joe Carter (1984-86); Troy Stadford (1987-90); *Demetrius Johnson (1987); Troy Vincent (1992-95); Robert Bailey (1996); George Teague (1997); Patrick Surtain (1998-04); Ronnie Brown (2005-10); Larry Johnson (2011); Steve Slaton (2011); Troy Nolan (2012); Bryan McCann (2012); Mike Gillislee (2013-14); Jay Ajayi (2015-17)
- 24 – Billy Hunter (1966); Jack Clancy (1967-69); Delvin Williams (1978-80); Reyna Thompson (1986-88); *Floyd Raglin (1987); Rodney Thomas (1989-90); Vestee Jackson (1991-93); Pat Johnson (1995); Jerry Wilson (1996-00); Jamar Fletcher (2001); Omare Lowe (2002); Sammy Knight (2003-04); Tebucky Jones (2005); Renaldo Hill (2006-08); Sean Smith (2009-12); Cortland Finnegan (2014); Brice McCain (2015); Isa Abdul-Quddus (2016)
- 25 – Dick Westmoreland (1966-69); Tim Foley (1970-80); Mike Smith (1985-87); Louis Oliver (1989-93, 1995-96); Corey Harris (1997); Greg Jeffries (1999-00); Jimmy Wyrick (2003); Reggie Howard (2004-05); Will Allen (2006-11); Jimmy Wilson (2011); R.J. Stanford (2012-13); Louis Delmas (2014-15); Xavien Howard (2016-17)
- 26 – Frank Jackson (1966-67); Lloyd Mumphord (1969-74); Duriel Harris (1976); Donovan Rose (1986-87); Jarvis Williams (1988-93); Bracey Walker (1997); Lamar Smith (2000-01); Leonard Henry (2002-04); Travares Tillman (2005-07); Lex Hilliard (2009-11); Lamar Miller (2012-15); Damien Williams (2016-17)
- 27 – Gary Tucker (1968); Gary Davis (1976-79); Lorenzo Hampton (1985-89); Stevon Moore (1990); David Pool (1994); Terrell Buckley (1995-99); Arturo Freeman (2000-02); Terrell Buckley (2003); Will Poole (2004-05); Shirdonya Mitchell (2006); Lamont Thompson (2007); Samkon Gado (2007); Benny Sapp (2010-11); Jimmy Wilson (2011-14); Raheem Mostert (2015); Shamiel Gary (2015); Maurice Smith (2017)
- 28 – George Chesser (1966); Abner Haynes (1967); Gene Milton (1968-69); Ed Jenkins (1972); Hubert Ginn (1975); Don McNeal (1980-89); Michael McGruder (1990-91); Frankie Smith (1993); Gene Atkins (1994-96); Ray Hill (1998-00); Travis Minor (2002-06); Jesse Chatman (2007); Brannon Condren (2008); Gibril Wilson (2009); Nolan Carroll (2010-13); Knowshon Moreno (2014); Bobby McCain (2015-17)
- 29 – Jack Harper (1967-68); Garry Grady (1969); Tom Smith (1973); John Swain (1985); Liffort Hobley (1987-93); Frankie Smith (1994-95); Sam Madison (1997-05); André Goodman (2006); Travis Daniels (2007); Tyrone Culver (2008-11); Jonathan Amaya (2012); Will Davis (2013-15); Jonas Gray (2015); Tyler Patmon (2015); Arian Foster (2016); Nate Allen (2017)
- 30 – Sam Price (1966-68); Bryant Salter (1976); Ron Davenport (1985-89); Bernie Parmalee (1992-98); Obafemi Ayanbadejo (2003); Lamar Gordon (2004); Lance Schulters (2005); Michael Lehan (2006); Casey Cramer (2008); Chris Clemons (2009-13); Daniel Thomas (2014); Zack Bowman (2015); Bacarri Rambo (2016); Cordrea Tankersley (2017)
- 31 – George Chesser (1967); Barry Pryor (1969-70); Terry Cole (1971); Norm Bulaich (1975-79); Rick Moser (1980); Eddie Hill (1981-84); Sean Hill (1994-96); Brock Marion (1998-03); Sammy Morris (2004-06); Lance Schulters (2007); Evan Oglesby (2010); Al Harris (2010); Charles Clay (2011); Richard Marshall (2012); Michael Thomas (2013-17)
- 32 – Joe Auer (1966-67); Hubert Ginn (1970-73); Benny Malone (1974-78); Tom Vigorito (1981-85); Donald Brown (1986); *Pete Roth (1987); Garrett Limbrick (1990); Bruce Alexander (1992-93); Aaron Craver (1994); Cleveland Gary (1994); Jerris McPhail (1996-97); J.J. Johnson (1999-01); Charlie Rogers (2003); Jamar Martin (2004); Jason Allen (2006-10); Nate Ness (2010); Nate Jones (2011); Jonathan Wade (2011); Michael Coe (2012); Dimitri Patterson (2012-13); Orleans Darkwa (2014); Jordan Kovacs (2015); Kenyan Drake (2016-17)
- 33 – Billy Joe (1966); Hubert Ginn (1974); Stan Winfrey (1975-77); Billy Cesare (1980); Bo Matthews (1981); Rich Diana (1982); Craig Ellis (1986); *Ronald Scott (1987); Sammie Smith (1989-91); Karim Abdul-Jabbar (1996-99); Deon Dyer (2000-02); Vick King (2004); Jereme Perry (2007); Nate Jones (2008-09); Daniel Thomas (2011-13); Brandian Ross (2014); LaMike James (2014-15); Torry McTyer (2017)
- 34 – Ron Sellers (1973); Jim Braxton (1978); Don Testerman (1980); Woody Bennett (1980-88); Nuu Faola (1989); Tony Collins (1990); Aaron Craver (1991-93); Tyrone Braxton (1994);

- Tim Jacobs (1996-97); Ron Moore (1998); Cecil Collins (1999); Thurman Thomas (2000); Travis Minor (2001); Ricky Williams (2002-03, 05, 07-10); Marcus Thigpen (2012-13)
 Damien Williams (2014-15); Seniorise Perry (2017)
- 35 – Rick Casares (1966); Stan Mitchell (1966-70); Clayton Heath (1976); Nick Giaquinto (1980-81); *John Tagliaferri (1987); Kerry Glenn (1990-92); Michael Stewart (1994-96); Irving Spikes (1997); Ben Kelly (2000); Shawn Wooden (2001); Jimmy Wyrick (2004); Eddie Jackson (2005); Tuff Harris (2007); Walt Aikens (2014-17)
- 36 – Preston Carpenter (1966); Charles Leigh (1972); Don Nottingham (1973-77); Steve Howell (1979-81); Tom Brown (1987-89); Stephen Braggs (1992-93); Stanley Pritchett (1996-99); Darian Barnes (2005-06); Lousaka Polite (2008-10); Tyrone Culver (2012); Don Jones (2013); T.J. Heath (2014); Tony Lippett (2015-17)
- 37 – Charley Wade (1973); Andra Franklin (1981-84); Mike Kozlowski (1979-80); J.B. Brown (1989-96); Zebbie Lethridge (2001); Jeremiah Bell (2004-11); Kelsie McCray (2013); D.J.Campbell (2013); Sammy Seamster (2014); A.J. Hendy (2016)
- 38 – Leroy Harris (1977-78); Bob Torrey (1979); Terry Robiskie (1980-81); *Clarence Bailey (1987); Bruce Plummer (1988); Willard Reaves (1989); Calvin Jackson (1994-99); Kevin Williams (2000); Qunitin Williams (2004); Patrick Cobbs (2006-10); Richard Medlin (2011); Julian Posey (2012); Don Jones (2014); Chimdi Chekwa (2016); De'Veon Smith (2017)
- 39 – Larry Csonka (1968-74, 1979)
- 40 – Bo Roberson (1966); Dick Anderson (1968-77); Mike Kozlowski (1981-86); *John Swain (1987); Irving Spikes (1994-96); Ray Green (2001-02); Sean McDermott (2003); Donovan Darius (2007); Jonathon Amaya (2010); Charles Alexander (2011); Anderson Russell (2012); Tyler Clutts (2013); Lowell Rose (2014); Lafayette Pitts (2016)
- 41 – Willie Pearson (1969); Jeris White (1974-76); Norris Thomas (1977-79); Fulton Walker (1981-85); *Mark Konecny (1987); African Grant (1990); Keith Byars (1993-96); Scott McGarrahan (2001); Joey Thomas (2008); Evan Oglesby (2009); Jovorskie Lane (2012); Chris Owens (2013); R.J. Stanford (2014); Byron Maxwell (2016-17)
- 42 – Bill Darnall (1968-69); Paul Warfield (1970-74); Vern Roberson (1977); Lyle Blackwood (1981-86); *Robert Sowell (1987); Ernest Gibson (1989); Chris Green (1991-94); Terry Kirby (1995); Roosevelt Potts (1997); Trent Gamble (2000-03); Doug Easlick (2004); Norman LeJeune (2005-06); Charles Clay (2012-14); Spencer Paysinger (2015-16); Alterraun Verner (2017)
- 43 – Bob Neff (1966-68); Mike Holmes (1976); Jeff Allen (1980); Ricky Ray (1981-82); Larry Cowan (1982); Bud Brown (1984-88); Terry Kirby (1993-94); Scott McGarrahan (2002); Brock Forsey (2004); Jack Hunt (2006)
- 44 – Pete Jacquess (1966-67); Dick Washington (1968); Dean Brown (1970); Mike Howell (1972); Barry Hill (1975-76); Charles Cornelius (1977-78); Doug Beaudoin (1980); Paul Lankford (1982-91); Bobby Humphrey (1992); Aaron Craver (1994); Rob Konrad (1999-04); Heath Evans (2005); Cameron Worrell (2007); Jordan Kovacs (2013-14); Stephone Anthony (2017)
- 45 – Mack Lamb (1967-68); Curtis Johnson (1970-78); Ed Taylor (1979-82); Robert Sowell (1983-85); *Trell Hooper (1987); Rodney Thomas (1988); Bobby Harden (1990-93); Brian Walker (1997-98, 2000-01); Lamont Brightful (2004); Reagan Mauia (2007); Austin Spittler (2013); Jake Knott (2014); Mike Hull (2015-17)
- 46 – Hal Wantland (1966); Don Bessilleu (1979-81); Pete Johnson (1984); *Mark Irvin (1987); Dave Moore (1992); Boomer Griegsby (2008); Neville Hewitt (2015-17)
- 47 – John McGeever (1966); Tom Beier (1967, 1969); Ted Bachman (1976); Glenn Blackwood (1979-87); Stefon Adams (1990); Darrell Malone (1992-94); Robert Edwards (2002); Jeff Grau (2003); Courtney Bryan (2007-08); Kiko Alonso (2016-17)
- 48 – Bob Petrella (1966-71); Henry Stuckey (1972-74); Ken Ellis (1976); Wade Bosarge (1977); Gerald Small (1978-83); Mike Iaquaniello (1991); Jim Kitts (1997-98); Kantroy Barber (1999); Brody Heffner-Liddiard (2000); MarQueis Gray (2016-17)
- 49 – Jimmy Warren (1966-69); Ray Jones (1971); Charlie Babb (1972-79); William Judson (1981-89); *Marvell Burgess (1987); Tony Paige (1990-92); Robert Wilson (1994-96); Dewayne Dotson (1997); Zach Vigil (2015-16)
- 50 – Frank Emanuel (1966-69); Dick Palmer (1970); Bruce Elia (1975); Larry Gordon (1976-82); Jackie Shipp (1984-88); *Greg Storr (1987); Dave Ahrens (1989); Louis Cooper (1991); Dwight Hollier (1992-99); Michael Hamilton (2000); Brendon Ayanbadejo (2003-04); Nick Rogers (2005); Edmond Miles (2007); Erik Walden (2008-09); Bobby Carpenter (2010); Marvin Mitchell (2011); Olivier Vernon (2012-15); Andre Branch (2016-17)
- 51 – Jerry Hopkins (1967-68); Ed Weisacosky (1968-70); Larry Ball (1972-74); Rodrigo Barnes (1975); Andy Selfridge (1976); Rusty Chambers (1976-80); Mark Brown (1983-88); Greg Clark (1989); Bryan Cox (1991-95); Anthony Harris (1996-99); Tommy Hendricks (2000-03); Tony Bua (2004); Jason Glenn (2005); Mark Washington (2007); Akin Ayodele (2008-09); Tim Dobbins (2010); Mike Pouncey (2011-17)
- 52 – Mike Hudock (1966); Jimmy Keyes (1968-69); Mike Denney (1976); Larry Ball (1977-78); Mel Land (1979); Steve Shull (1981-83); Emmitt Tilley (1983); Terry Tautolo (1983-84); Sanders Shiver (1984); Robin Sendlain (1985); *Dennis Fowlkes (1987); Scott Nicolas (1987); Mike Reichenbach (1990-91); Roosevelt Collins (1992); Brant Boyer (1994); Jeff Kopp (1995); Robert Jones (1998-00); Morlon Greenwood (2001-04); Channing Crowder (2005-10); Mike Rivera (2012); Philip Wheeler (2013-14); Kelvin Sheppard (2015); Chris Jones (2016)
- 53 – Tom Erlandson (1966-67); Norm McBride (1969-70); Bob Matheson (1971-79); Rodell Thomas (1981); Ron Hester (1982-84); Jay Brophy (1984-86); Jack Squirek (1986); David

- Frye (1986-89); Ned Bolcar (1991-92); Aubrey Beavers (1994-95); Larry Izzo (1996-00); Renauld Williams (2004); Jim Maxwell (2006); Reggie Torbor (2008-09); Erik Walden (2010); Austin Spitler (2010-12); Jelani Jenkins (2013-16); Justin March-Lillard (2017)
- 54 – Wahoo McDaniel (1966-68); Bob Bruggers (1968); Dale McCullers (1969); Ted Davis (1970); Howard Kindig (1972-73); Ralph Ortega (1979-80); Steve Potter (1981-82); Rodell Thomas (1983-84); Alex Moyer (1985-86); Johnny Taylor (1986); *Steve Lubischer (1987); Larry Kolic (1987-88); E.J. Junior (1989-91); Chuck Bullough (1993-94); Zach Thomas (1996-07)
- 55 – Jack Rudolph (1966); Randall Edmunds (1968-69); Irv Goode (1973-74); Earnie Rhone (1975-84); Hugh Green (1985-91); David Merritt (1993); Chris Singleton (1993-96); Ronnie Ward (1997); Junior Seau (2003-05); Keith Newman (2006); Joey Porter (2007-09); Koa Misi (2010-17)
- 56 – Bob Bruggers (1966-67); Jesse Powell (1969-73); Steve Towle (1975-80); Charles Bowser (1982-85); John Offerdahl (1986-93); Mike Crawford (1997-98); Twan Russell (2000-02); Derrick Pope (2004-07); Charlie Anderson (2008-09); Kevin Burnett (2011-12); Jonathan Freeny (2013-14); James-Michael Johnson (2015); Donald Butler (2016); Davon Godchaux (2017)
- 57 – John Bramlett (1967-68); Sean Clancy (1978); Mike Kolen (1970-77); Dwight Stephenson (1980-87); *Scott Nicolas (1987); Tom Thayer (1993); Dion Fox (1994-95); O.J. Brigrance (1997-99); Corey Moore (2001); Corey Jenkins (2003-04); Lester Towns (2005); Keith Adams (2006); Andy Alleman (2008); Micah Johnson (2010); Josh Kaddu (2012-13); Jordan Tripp (2014); Damontre Moore (2015); Trevor Reilly (2016)
- 58 – Tom Goode (1966-69); Dale Farley (1971); Bruce Bannon (1973-74); Kim Bokamper (1977-85); Rick Graf (1987); Chris Gaines (1988); Ilija Jarostchuk (1988); Tony Furjanic (1988); Barry Krauss (1989); Mark Sander (1992); Jesse Solomon (1994); Antonio Armstrong (1995); O.J. Brigrance (1996); Scott Galyon (2000-02); Eddie Moore (2003-05); Kelvin Smith (2007); William Kershaw (2008-09); Karlos Dansby (2010-12); Marvin Austin (2013); Chris McCain (2014-15); Rey Maulaluga (2017)
- 59 – Jack Thornton (1966); Doug Swift (1970-75); Guy Roberts (1977); Steve Shull (1980); Bob Brudzinski (1981-89); John Grimsley (1991-93); Dewayne Dotson (1995); Derrick Rodgers (1997-02); Billy Strother (2004); Donnie Spragan (2005-07); Derek Smith (2008); J.D. Folsom (2009); Ikaika Alama-Francis (2010-11); Jonathan Freeny (2012); Dannel Ellerbe (2013-14); Chase Allen (2017)
- 60 – Carl Mauck (1970); Al Jenkins (1972); Tom Wickert (1974); Don Reese (1976); Melvin Mitchell (1977-78); Jeff Toews (1979-85); *Duke Schamel (1987); Bert Weidner (1990-95); John Bock (1996-00); Spencer Folau (2001); Greg Jerman (2002-04); Steve Fifita (2007); Matt McChesney (2008); Al Johnson (2008); Andrew Hartline (2009); Kraig Urbik (2016)
- 61 – Ernie Park (1966); Fred Woodson (1967-69); Bob DeMarco (1970-71); Cleveland Green (1979); Thom Dornbrook (1980); Roy Foster (1982-90); *Greg Cleveland (1987); Gene Williams (1991-92); Tim Ruddy (1994-03)
- 62 – Jim Langer (1970-79); Harry Galbreath (1988-92); Chris Gray (1993-96); Frederick Evans (2006); Anthony Bryant (2007); Clifton Geathers (2010); Ryan Cook (2011); Danny Watkins (2013); Deandre Coleman (2014-15); Ted Larsen (2017)
- 63 – Billy Neighbors (1966-69); Mark Dennard (1978-83); Larry Lee (1985); *Greg Ours (1987); Jeff Uhlenhake (1989-93); Cal Dixon (1996); Mark Dixon (1998-03); Alonzo Ephraim (2005); Bennie Anderson (2006); Gene Mruczkowski (2007); Andrew Gardner (2009); Dallas Thomas (2014-16)
- 64 – Ed Newman (1973-84); Houston Hoover (1994); Larry Chester (2002-04); Kendyl Jacob (2006); Samson Satele (2007-08); Jake Grove (2009); Josh Samuda (2012); Samson Satele (2014); Jake Brendel (2016-17)
- 65 – Jim Higgins (1966); Jack Pyburn (1967-68); Maulty Moore (1972-74); Wally Pesuit (1977-78); Jeff Dellenbach (1985-94); *Bill Bealles (1987); Kevin Donnalley (1998-00); Troy Andrew (2001-02); Joe Berger (2005-06); Justin Smiley (2008-09); Sam Brenner (2013-14); Anthony Steen (2016-17)
- 66 – Larry Little (1969-80); Larry Lee (1986); *Jim Gilmore (1987); Everett Mclver (1996-97); Kevin Gogan (1999); Heath Irwin (2000-01); Jamie Nails (2002-03); Rex Hadnot (2004-07); Donald Thomas (2008-09); David Arkin (2013); Shelley Smith (2014); Jacques McClendon (2015)
- 67 – Bob Kuechenberg (1970-84); Chris Ward (1986); Chris Conlin (1987); *Guy Goar (1987); Pat Swoopes (1991); Jeff Novak (1994); Barry Stokes (1998); Joe Berger (2009-10); Daryn Colledge (2014); Laremy Tunisi (2016-17)
- 68 – Melvin Mitchell (1976); Eric Laakso (1978-84); Greg Koch (1986-87); *Louis Oubre (1987); Jim Huddleston (1987); Andrew Greene (1995); Mike Sheldon (1997-99); Seth McKinney (2002-06); Ikechukwu Ndukwe (2008); Richie Incognito (2010-13); Ulrick John (2015); Isaac Asiasi (2017)
- 69 – Mike Lambrecht (1987-89); Keith Sims (1990-97); Taylor Whitley (2003-04); Ray Feinga (2010-11); Jordan Williams (2015)
- 70 – Jim Riley (1967-71); Larry Woods (1973); Tom Funchess (1974); Bill Windauer (1975); John Andrews (1975-76); Bob Simpson (1978); Bill Barnett (1980-85); Brian Sochia (1986-91); Eric Moore (1995); Mike Chalenski (1997); Harry Swayne (2001); John St. Clair (2004); L.J. Shelton (2006-07); Kendall Langford (2008-11); Dallas Thomas (2013); Ja'Wuan James (2014-17)
- 71 – Charlie Fowler (1967-68); John Boynton (1969); Frank Cornish (1970-71); Darryl Carlton (1975-76); Mike Current (1977-79); Burton Lawless (1981); Mike Charles (1983-86); *Scott Kehoe (1987); Bob Gruber (1987); Ethan Albright (1995); Dunstan Anderson (1997); Todd Wade (2000-03); Toniui Fonoti (2006); Cory Lekkerkerker (2007); Lionel Dotson (2008-09);

- Cory Procter (2010); Marc Colombo (2011); Jonathan Martin (2012-13); Branden Albert (2014); Zach Sterup (2017)
- 72 – Whit Canale (1966); Bill Keating (1967); Rudy Barber (1968); Bob Heinz (1969-77); Mike Fultz (1981); Richard Bishop (1982); Ronnie Lee (1984-89); *Steve Jacobson (1987); Karl Wilson (1993); Tom McHale (1995); Barron Tanner (1997-98); Vernon Carey (2004-11); Will Yeatman (2012-13); Jeff Linkenbach (2015)
- 73 – Norm Evans (1966-75); Bob Baumhower (1977-86); Greg Johnson (1988); Ron Heller (1993-95); Dario Romero (2002); Billy Yates (2003); Stockar McDougale (2005); Evan Mathis (2008); Julius Wamsley (2016)
- 74 – John Richardson (1967-71); Randy Crowder (1974-76); Steve Young (1977); Cleveland Green (1980-86); Mark Dennis (1987-93); *Jeff Wiska (1987); Ed Hawthorne (1995); Brent Smith (1997-02); Wade Smith (2003-06); Quentin Moses (2007-08); John Jerry (2010-13); Jason Fox (2014-15); Jermon Bushrod (2016-17)
- 75 – Ken Rice (1966-67); Manny Fernandez (1968-75); Rick Dvorak (1977); Doug Betters (1978-87); Jeff Faulkner (1990); Dave Zawatson (1991); Shane Burton (1996-98); Damian Gregory (2000); Todd Perry (2001-03); Chidi Ahanotu (2004); Josh Shaw (2004); Manuel Wright (2005); Derreck Robinson (2007); Nate Garner (2009-14); Jamil Douglas (2015-16); Nick Williams (2016); Cameron Malveaux (2017)
- 76 – Tom Nomina (1966-68); Jeff Richardson (1969); Willie Young (1973); Ron Berger (1973); Don Reese (1974-75); John Alexander (1977-78); Rod Walters (1980); Mike Fultz (1981); Steve Clark (1982-85); Tom Toth (1986-89); Tim Irwin (1994); James Brown (1996-99); Marcus Spriggs (2001-02); Josh Shaw (2005); Chris Liwienski (2007); Brandon Frye (2008); Lydon Murtha (2009-11); Anthony Johnson (2014); Branden Albert (2015-16)
- 77 – Rich Zecher (1966-67); Doug Crusan (1968-74); A.J. Duhe (1977-84); *Stanley Scott (1987); Louis Cheek (1988-89); Karl Wilson (1990); Jeff Buckley (1996-98); Damion McIntosh (2004-06); Jake Long (2008-12); Tyson Clabo (2013); Billy Turner (2014-16); Jesse Davis (2017)
- 78 – Maxie Williams (1966-70); Wayne Mass (1971); Jim Dunaway (1972); Tom Drougas (1975-76); Carl Barisch (1977-80); Ken Poole (1981-82); Charles Benson (1983-84); Jerome Foster (1986); *Derek Wimberly (1987); Doug Marrone (1987); Alvin Powell (1989); Richmond Webb (1990-00); Jeno James (2004-06); Tony McDaniel (2009-12); Bryant McKinnie (2013); Terrence Fede (2014-17)
- 79 – Al Dotson (1966); Claude Brownlee (1967); Mike Current (1967); Jim Urbanek (1968); Wayne Moore (1970-78); Jon Giesler (1979-88); *Ike Readon (1987); Donnie Gardner (1991); Larry Webster (1992-94); Billy Milner (1995-96); Kenny Mixon (1998-01); Ronald Flemons (2004); Anthony Alabi (2005-07); Pat McQuistan (2010); Derrick Shelby (2012-15); Sam Young (2016-17)
- 80 – Ed Cooke (1966-67); Bob Joswick (1968-69); Marv Fleming (1970-74); Jim McFarland (1975); Loaird McCreary (1976-78); Joe Rose (1980-85); *Lawrence Sampton (1987); Ferrell Edmunds (1988-92); Irving Fryar (1993-95); Fred Barnett (1996-97); Brett Perriman (1997); Kirby Dar Dar (1998); Horace Copeland (1998); Iheanyi Uwaezuoke (1998); Tony Martin (1999-00); James McKnight (2001-03); David Boston (2004-05); Aaron Halterman (2007); Anthony Fasano (2008-12, 2017); Dion Sims (2013-16)
- 81 – Howard Twilley (1966-76); Ike Hill (1976); Jimmy Cefalo (1978-84); *Mike Caterbone (1987); Scott Schwedes (1987-90); Randal Hill (1991); James Pruitt (1991); Robert Clark (1992); O.J. McDuffie (1993-01); Randy McMichael (2002-06); Joey Haynos (2008-10); Dedrick Epps (2010); Dante Rosario (2011)
- 82 – Doug Moreau (1966-69); Otto Stowe (1971-72); Bo Rather (1973); Mel Baker (1974); Cotton Speyrer (1975); Morris Owens (1975-76); Duriel Harris (1977-83); Fernanza Burgess (1984); Duriel Harris (1985); James Pruitt (1986-88); *Todd Feldman (1987); Andre Brown (1989-90); Scott Miller (1991-92); Mark Ingram (1993-94); Frank Wainright (1995-98); Larry Shannon (1999); Roell Preston (1999); Kevin McKenzie (1999); Jed Weaver (2000-02); Kendall Newson (2003); Bryan Gilmore (2004-05); Derek Hagan (2006-08); Brian Hartline (2009-14)
- 83 – Dave Kocourek (1966); Jim Cox (1968); Vern Den Herder (1972-82); Mark Clayton (1983-92); *Dameon Reilly (1987); Scott Miller (1993-96); Brian Manning (1997); Hendrick Lusk (1998); Hunter Goodwin (1999-01); Albert Johnson (2002); Robert Baker (2002); Sam Simmons (2003); Wes Welker (2004-06); Greg Camarillo (2007-09); Kevin Curtis (2010); Matt Hazel (2015); Thomas Duarte (2016-17)
- 84 – Earl Faison (1966); Ray Jacobs (1967-68); Bill Stanfill (1969-76); Bruce Hardy (1978-89); *Willie Smith (1987); Greg Baty (1990-94); Gary Clark (1995); Brett Carolan (1996); Troy Drayton (1996-99); Leslie Shepherd (2000); Chris Chambers (2001-07); Patrick Turner (2009); Michael Egnew (2012-14); Jordan Cameron (2015-16)
- 85 – John Holmes (1966); Nick Buoniconti (1969-76); Terry Anderson (1977-78); Bo Rather (1978); Jeff Groth (1979); Mark Duper (1982-92); *Eddie Chavis (1987); Ronnie Williams (1993-95); Lamar Thomas (1996-00); Desmond Clark (2002); Donald Lee (2003-04); Will Heller (2005); Jason Rader (2006); Kory Sperry (2009); Gerrell Robinson (2014); Greg Jennings (2015); Dominique Jones (2016); A.J. Derby (2017)
- 86 – Mel Branch (1966-68); Vern Den Herder (1971); Marlin Briscoe (1972-74); Freddie Solomon (1975-77); Ronnie Lee (1979-82); John Chesley (1984); *George Farmer (1987); Fred Banks (1987-90); Dennis McKinnon (1990); Fred Banks (1990-93); Eric Green (1995); Brett Carolan (1996); Qadry Ismail (1997); Oronde Gadsden (1998-03); Marty Booker (2004-07); John Nalbone (2010); Mickey Shuler (2010); Rishard Matthews (2012); Jake Stoneburner (2015)
- 87 – John Roderick (1966-67); Jim Mertens (1969); Willie Richardson (1970); Andre Tillman (1974-78); Dan Johnson (1983-87); *Rich Siler (1987); *David Lewis (1987); James Pruitt (1990);

- Charles Henry (1991); Mike Williams (1991-95); Kirby Dar Dar (1996); Yatil Green (1997-99); Bert Emanuel (2000); Dedic Ward (2001-02); Lorenzo Diamond (2005); Justin Peelle (2006-07); Anthony Armstrong (2012); Ryan Spadola (2013); Rashawn Scott (2016-17)
- 88 – LaVerne Torczon (1966); Jim Mandich (1970-77); Elmer Bailey (1980-81); Vince Heflin (1982-85); Brian Kinchen (1988-90); Joel Williams (1987); Arthur Cox (1991); Walter Stanley (1991); Keith Jackson (1992-94); Joe Planansky (1995); Charles Jordan (1996-98); Nate Jacquet (1998-99); Jeff Ogden (2000-01); Cris Carter (2002); Derrius Thompson (2003-04); Cliff Russell (2005-06); David Martin (2007-08); Jeron Mastrud (2010-12); Brandon Williams (2015); Leonte Carroo (2016-17)
- 89 – Karl Noonan (1966-71); Nat Moore (1974-86); *Leland Douglas (1987); David Lewis (1987); Tony Martin (1990-93); Randal Hill (1995-96); Ed Perry (1997-04); Alex Holmes (2005); Tim Massaquoi (2006); Sean Ryan (2008); Will Yeatman (2011); Gator Hoskins (2014); Julius Thomas (2017)
- 90 – Bill Cronin (1966); Andy Hendel (1986); Eric Kumerow (1988-90); Marco Coleman (1992-95); Adewale Ogunleye (2000-01); Rob Burnett (2002-03); Jeff Zgonina (2004-06); Rodrigue Wright (2007-08); Ryan Baker (2009-12); Andre Fluellen (2012); Vaughn Martin (2013); Earl Mitchell (2014-16); Charles Harris (2017)
- 91 – Ed Judie (1984); Mack Moore (1985-86); Fred Robinson (1986); *Victor Morris (1987); Jeff Cross (1988-95); Lorenzo Bromell (1998-01); Jay Williams (2002-04); Vonnie Holliday (2005-08); Cameron Wake (2009-17)
- 92 – *Laz Chavez (1987); Nate Hill (1988); David Griggs (1989-93); Daryl Gardener (1996-01); Jeff Zgonina (2003); John Denney (2007-17)
- 93 – *Charles Bennett (1987); Cliff Odom (1990-93); William Gaines (1994); Trace Armstrong (1995-00); Adewale Ogunleye (2002-03); Mario Monds (2004); Kevin Carter (2005-06); Akbar Gbaja-Biamila (2007); Rob Ninkovich (2007-08); Quentin Moses (2009-10); Jason Trusnik (2011-14); Ndamukong Suh (2015-17)
- 94 – Larry Kolic (1986); *Tim Pidgeon (1987); Greg Mark (1990); Craig Veasey (1993-94); Steve Emtman (1995-96); Jermaine Haley (2000-02); Dario Romero (2003-04); Keith Traylor (2005-07); Randy Starks (2008-15); C.J. Mosley (2015); Mario Williams (2016); Lawrence Timmons (2017)
- 95 – T.J. Turner (1986-92); Tim Bowens (1994-04); Dan Wilkinson (2006); Chase Page (2007); Jason Ferguson (2008-09); Lionel Dotson (2010); Chris Baker (2010); Igor Olshansky (2011); Dion Jordan (2013-14); William Hayes (2017)
- 96 – Sanders Shiver (1985); David Marshall (1987); Alfred Oglesby (1990-92); Mike Golic (1993); Norman Hand (1995); Daniel Stubbs (1996-98); Rich Owens (1999-00); David Bowens (2001-06); Paul Soliai (2007-13); A.J. Francis (2015); Robert Thomas II (2015); Leon Orr (2016); Vincent Taylor (2017)
- 97 – John Bosa (1987-89); Jeff Hunter (1992-93); Tyoka Jackson (1994); Aaron Jones (1996); Ernest Grant (2000-01); John Denney (2005-06); Phillip Merling (2008-11); Kheeston Randall (2012); Isaako Aaitui (2013); Kelvin Sheppard (2014); Jordan Phillips (2015-17)
- 98 – Jackie Cline (1987-89); Shawn Lee (1990-91); Norman Hand (1996); Antoine Simpson (1999); Damian Gregory (2001); Henry Taylor (2001); Bryan Robinson (2004); Matt Roth (2005-09); Jared Odrick (2010-14); Quinton Coples (2015); Jason Jones (2016); Gabe Wright (2017)
- 99 – Jimmy Hines (1969); George Little (1985-87); Rick Graf (1988-90); Chuck Klingbeil (1991-95); Jason Taylor (1997-07, 2009, 2011)

* - replacement player

INDEX OF DOLPHINS FACTS

Alonso Scored Late Interception Touchdown	239	Playoff Shutouts	58
Brothers in Dolphins History	166	Points Scored and Allowed Leaders	164
Bye Weeks, Record Before And After	181	Pro Bowl MVPs	238
Changes of Game Dates and Venues	179	Pro Bowl Players	43
Coaches With Multiple Tours of Duty	37	Pro Bowl Touchdowns	233
Coaching Longevity, Dolphins	30	Receiving, Dual 100-Yard Games	161
Father-Son Combinations In Dolphins History	65	Rushing, Dual 100-Yard Games	236
Florida Colleges, Dolphins Drafted From	237	Rushing Offense In The 1970s	175
Hard Rock Stadium Goes Hollywood	254	Sacks Allowed, Dolphins Among League Leaders ..	177
Home Wins, Consecutive	94	Shula Is Coach To Hall of Famers	150
International Games, Dolphins In	90	Shula, Don Coaching Longevity	24
Longest Drives, Dolphins History	143	Stofa, John Traded Twice	230
National Champions	227	Taylor Had Three Tours of Duty With Miami	36
Number 1 Overall Draft Picks	128	Two-Hundred Yard Rushing Performances	223
One Thousand-Yard Rushers, Two On Same Team ..	220	Wake Gave Miami A Walk-Off Win	242
Passing Offense in the 1980s	176	Win Streaks, Regular Season	232
Player-Coaches in Dolphins History	41		

ALL-TIME DRAFT CHOICES

(**Bold** indicates appearance on Dolphins' active roster at some point in their career)

1966 EXPANSION DRAFT

FROM BOSTON		
Eddie Wilson	QB	Arizona
Billy Neighbors	G	Alabama
Ross O'Hanley	S	Boston
College		
Jack Rudolph	LB	Georgia Tech
FROM BUFFALO		
Billy Joe	FB	Villanova
Bo Roberson	WR	Cornell
x-Jim Davidson	T	Ohio State
Howard Simpson	DT	Auburn
FROM DENVER		
John McGeever	S	Auburn
Ed Cooke	DE	Maryland
Tom Erlandson	LB	Washington St.
Tom Nomina	DT	Miami (Ohio)
FROM HOUSTON		
Norm Evans	T	Texas Christian
Tom Goode	C	Miss. State
Jack Spikes	FB	Texas Christian
Maxie Williams	T	SE Louisiana
FROM KANSAS CITY		
Al Dotson	DT	Grambling
Mel Branch	DE	Louisiana St.
Frank Jackson	WR	So. Methodist
Ron Caveness	LB	Arkansas
FROM NEW YORK JETS		
Wahoo McDaniel	LB	Oklahoma
Willie West	S	Oregon
Mike Hudock	C	Miami (Fla.)
LaVerne Torczon	DE	Nebraska
FROM OAKLAND		
Rich Zecher	DT	Utah State
Dick Wood	QB	Auburn
Ken Rice	G	Auburn
Gene Mingo	K	No College
FROM SAN DIEGO		
Dave Kocourek	TE	Wisconsin
Ernie Park	G	MacMurray
Jimmy Warren	CB	Illinois
Dick Westmoreland	CB	N.C. A&T

x-retired

1966

1a	x-Jim Grabowski (1)	RB	Illinois
1b	Rick Norton (2)	QB	Kentucky
2	Frank Emanuel (9)	LB	Tennessee
3	x-Larry Gagner (18)	G	Florida
4	x-Dick Leftridge (29)	RB	West Virginia
5	Grady Bolton (34)	DT	Miss. St.
6	x- Ed Weisacosky (42)	LB	Miami (Fla.)
7	x-Don Hansen (51)	LB	Illinois
8	Bob Petrella (64)	S	Tennessee
9	x-Bill Matan (74)	DE	Kansas St.
10	x-Pat Killorin (83)	C	Syracuse
11	Sam Price (92)	RB	Illinois
12	Howard Twilley (101)	WR	Tulsa
13	x-Ken Kramer (110)	TE	Minnesota
14	Phil Scoggin (119)	P	Texas A&M
15	Jerry Oliver (128)	T	SW Texas
16	Don Lorenz (137)	DE	Stephen F. Austin

17	x-Mike Bender (146)	G	Arkansas
18	x-Rick Kestner (155)	E	Kentucky
19	Doug Moreau (164)	TE	Louisiana St.
20	Jon Tooker (173)	CB	Adams State

x-signed with National Football League

1966 REDSHIRTED DRAFT

1	John Roderick	WR	So. Methodist
2	Harold Fulford	WR	Auburn
3	Jack Clancy	WR	Michigan
4	x-Jim Mankins	RB	Florida St.
5	x-Fritz Greenlee	TE	Arizona
6	Bill Darnall	WR	North Carolina
7	Don Williams	DE	Wofford
8	Jon Brittenum	QB	Arkansas
9	x-Craig Baynham	WR	Georgia Tech
10	x-Randy Winkler	T	Tarleton St.
11	Kai Anderson	C	Illinois

x-signed with National Football League

1967

1	Bob Giese (4)	QB	Purdue
2	Jim Riley (29)	DT	Oklahoma
3	TO DENVER for Cookie Gilchrist (58)		
4	Bob Greenlee (84)	DE	Yale
5a	TO DENVER for Cookie Gilchrist (110)		
5b	x- Gary Tucker (129)	RB	Chattanooga
	(from Buffalo for Jack Spikes)		
6	Bud Norris (138)	TE	Washington St.
7	Larry Seiple (163)	P/RB	Kentucky
8	TO OAKLAND for Bill Cronin (186)		
9	John Richardson (216)	DT	UCLA
10	Tom Beier (241)	S	Miami (Fla.)
11	Jack Pyburn (266)	T	Texas A&M
12a	y-Stan Juk (294)	LB	South Carolina
12b	y-Jim Whitaker (295)	CB	Missouri
	(from Denver for Jerry Oliver)		
13	TO BUFFALO for George Wilson, Jr. (318)		
14	Charlie Stikes (344)	CB	Kent State
15	Jake Ferro (372)	LB	Youngstown
16	Maurice Calhoun (397)	RB	Central Ohio
17	Larry Kissam (422)	T	Florida St.

x-tight squad '67

y-entered medical school

1968

1a	Larry Csonka (8)	RB	Syracuse
1b	Doug Crusan (27)	T	Indiana
	(from Cincinnati for John Stofa)		
2a	Jim Keyes (35)	LB	Mississippi
2b	Jim Cox (54)	TE	Miami (Fla.)
	(from Cincinnati for John Stofa)		
3a	Jim Urbanek (62)	DT	Mississippi
3b	Dick Anderson (73)	S	Colorado
	(from San Diego for John Brittenum)		
4	TO DENVER for John Bramlett (91)		
5	Jim Kiick (118)	RB	Wyoming
6a	Kim Hammond (142)	QB	Florida St.
	(from Denver in 7-man deal)		
6b	x- Jimmy Hines (146)	WR	Texas Southern
7	x- John Boynton (172)	T	Tennessee
8a	TO N.Y. JETS for Archie Roberts (200)		
8b	Randall Edmunds (217)	LB	Georgia Tech
	(from Oakland for Dave Kocourek)		

9a	Sam McDowell (226)	T	SW Missouri
9b	y-Tom Paciorek (240)	CB	Houston (from Houston for Billy Anderson)
10	Joe Mirto (253)	T	Miami (Fla.)
11	Cornelius Cooper (280)	DE	Prairie View
12	Paul Paxton (307)	T	Akron
13	Bob Joswick (334)	DE	Tulsa
14	Ray Blunk (362)	TE	Xavier
15	Ken Corbin (388)	LB	Miami (Fla.)
16	Henry Still (416)	DT	Bethune-Cookman
17	Bill Nemeth (442)	C	Arizona

x - taxi squad '68

y - pro baseball

1969

1	Bill Stanfill (11)	DE	Georgia
2	Bob Heinz (37)	DT	Pacific
3	Mercury Morris (63)	RB	West Texas State
4	Norm McBride (89)	LB	Utah
5a	Willie Pearson (115)	WR	N.C. A&T
5b	Karl Kremser (128)	K	Tennessee (from Oakland for John Roderick)
6	Ed Tuck (141)	G	Notre Dame
7a	John Egan (167)	C	Boston College
7b	John Kulka (174)	G	Penn State (from San Diego for Tom Erlandson)
8	Bruce Weinstein (193)	TE	Yale
9	Jesse Powell (219)	LB	West Texas State
10	Jim Mertens (245)	TE	Fairmont St.
11	Mike Berdis (271)	DT	N. Dakota St.
12	Dale McCullers (297)	LB	Florida St.
13	Amos Ayres (323)	S	Arkansas AM & N
14	Glenn Thompson (349)	DT	Troy State
15	Chick McGeehan (375)	WR	Tennessee
16	Lloyd Mumphord (401)	CB	Texas Southern
17	Tom Krallman (427)	DE	Xavier

1970

1	TO CLEVELAND for Paul Warfield (3)		
2	Jim Mandich (29)	TE	Michigan
3	Tim Foley (55)	CB	Purdue
4	Curtis Johnson (81)	CB	Toledo
5	TO NEW ENGLAND in Buoniconti deal (107)		
6	Dave Campbell (133)	DE	Auburn
7	Jake Scott (159)	S	Georgia
8	Narvel Chavers (185)	RB	Jackson St.
9	Hubert Ginn (211)	RB	Florida A&M
10	Dick Nittenger (237)	G	Tampa
11	Brownie Wheless (263)	DT	Rice
12	Mike Kolen (289)	LB	Auburn
13	Dave Buddington (315)	RB	Springfield
14	Gary Brackett (341)	G	Holy Cross
15	Pat Hauser (367)	WR	East Tenn.
16	Charles Williams (393)	G	Tennessee St.
17	George Myles (419)	DT	Morris Brown

1971

1	TO BALTIMORE for Don Shula (22)		
2	Otto Stowe (47)	WR	Iowa State
3	Dale Farley (74)	LB	West Virginia
4	x-Joe Theismann (99)	QB	Notre Dame
5	TO PITTSBURGH for Willie Richardson (126)		
6	Dennis Coleman (151)	LB	Mississippi
7	Ron Dickerson (178)	CB	Kansas St.
8	TO PITTSBURGH for Bob DeMarco (203)		
9	Vern Den Herder (230)	DE	Central Iowa
10	Ron Maree (255)	DT	Purdue
11	Vic Surma (282)	T	Penn State
12	Leroy Byars (307)	RB	Alcorn A&M
13	Lonnie Hepburn (333)	CB	Texas Southern
14	David Vaughn (359)	TE	Memphis St.

15	Bob Richards (386)	G	California
16	Chris Myers (410)	WR	Kenyon
17	Curt Mark (437)	LB	Mayville, N.D.

x-signed with Canadian Football League

1972

1	x-Mike Kadish (25)	DT	Notre Dame
2	TO CLEVELAND for Bob Matheson (51)		
3	Gary Kosins (77)	RB	Dayton
4a	Larry Ball (91)	DE	Louisville (from San Diego for Carl Mauck)
4b	Al Benton (103)	T	Ohio Univ.
5	Charlie Babb (129)	S	Memphis St.
6	y-Ray Nettles (155)	LB	Tennessee
7a	Bill Adams (161)	G	Holy Cross (from Demer for John Stofa)
7b	Calvin Harrell (180)	RB	Arkansas St.
8	Craig Curry (207)	QB	Minnesota
9	Greg Johnson (233)	CB	Wisconsin
10	TO HOUSTON for Russell Price (259)		
11	Ed Jenkins (285)	WR	Holy Cross
12	Ashley Bell (311)	TE	Purdue
13	Archie Robinson (337)	CB	Hillsdale
14	Willie Jones (362)	LB	Tampa
15	Bill Davis (389)	DT	Wm. & Mary
16	Al Hannah (415)	WR	Wisconsin
17	Vern Brown (441)	S	Western Mich.

x-taxi squad '72 y-signed with Canadian Football League

1973

1	TO BUFFALO for Marlin Briscoe (26)		
2	x-Chuck Bradley (52)	C	Oregon
3	Leon Gray (78)	T	Jackson St.
4	Bo Rather (104)	WR	Michigan
5a	y-Don Strock (111)	QB	Virginia Tech (from Buffalo in Frank Cornish deal)
5b	Dave McCurry (130)	CB	Iowa State
6	Ed Newman (156)	G	Duke
7a	Kevin Reilly (160)	LB	Villanova (from New England for Wayne Mass)
7b	Ben Shepherd (163)	RB	Arkansas Tech (from New England for Bill Griffin)
7c	Willie Hatter (178)	WR	Northern Ill. (from Cleveland for Bob DeMarco)
7d	Tom Smith (182)	RB	Miami (Fla.)
8	Archie Pearson (206)	DE	N.E. Oklahoma
9	Karl Lorch (234)	DE	Southern Cal.
10	Ron Fernandes (260)	DE	Eastern Mich.
11	Chris Kete (286)	G	Boston College
12	Mike Mullen (312)	LB	Tulane
13	Joe Booker (338)	RB	Miami (Ohio)
14	Greg Boyd (364)	RB	Arizona
15	Bill Palmer (389)	TE	St. Thomas
16	James Jackson (416)	DE	Norfolk St.
17	Charley Wade (442)	WR	Tennessee St. x-injured reserve '73 y-taxi squad '73

1974

1	Don Reese (26)	DE	Jackson St.
2a	y-Andre Tillman (38)	TE	Texas Tech (from Green Bay for Jim Del Gaizo)
2b	Benny Malone (47)	RB	Arizona St. (from Dallas in Otto Stowe deal)
2c	Jeris White (52)	CB	Hawaii
3	Nat Moore (78)	WR	Florida
4	x-Bill Stevenson (104)	DT	Drake
5	x-Cleveland Vann (130)	LB	Oklahoma St.
6a	Randy Crowder (136)	DT	Penn State (from Baltimore in Hubert Ginn deal)
6b	x-Bob Wolfe (156)	T	Nebraska

7a	Carl Swierc (164)	WR	Rice
	(from New Orleans for Jeff White)		
7b	Joe Sullivan (182)	T	Boston College
8	Mel Baker (208)	WR	Texas Southern
9a	Tom Wickert (212)	T	Washington St.
	(from Chicago for Dave McCurry)		
9b	x-Bob Lally (234)	LB	Cornell
10	x-Gary Valbuena (260)	QB	Tennessee
11	Gerry Roberts (286)	DE	UCLA
12	Jim Revels (312)	S	Florida
13	x- Clayton Heath (338)	RB	Wake Forest
14	Sam Johnson (364)	LB	Arizona St.
15	Larry Cates (390)	CB	Western Mich.
16	Jesse Wolf (416)	DT	Prairie View
17	Ken Dickerson (442)	CB	Tuskegee

x-signed with World Football League y-injured reserve '74

1975

1	Darryl Carlton (23)	T	Tampa
2a	Fred Solomon (36)	WR	Tampa
	(from Green Bay for Jim Del Gaizo)		
2b	Stan Winfrey (49)	RB	Arkansas St.
3	Gerald Hill (75)	LB	Houston
4	Bruce Elia (100)	LB	Ohio State
5a	Morris Owens (106)	WR	Arizona St.
	(from N.Y. Giants for Henry Stuckey)		
5b	Barry Hill (127)	S	Iowa State
6a	Steve Towle (143)	LB	Kansas
	(from N.Y. Jets for Larry Woods)		
6b	TO N.Y. JETS for John Mooring (153)		
7	Phillip Kent (179)	RB	Baylor
8	Barney Crawford (205)	DT	Harding
9	James Wilson (231)	G	Clark
10a	Clyde Russell (239)	RB	Oklahoma
	(from Chicago for Charley Wade)		
10b	Joe Jackson (256)	TE	Penn State
	(from Washington for Howard Kindig)		
10c	Joe Danelo (257)	K	Washington St.
11	John Dilworth (283)	CB	NW St. (La.)
12	Joe Yancey (309)	T	Henderson
13	Leonard Isabel (334)	WR	Tulsa
14a	James Lewis (339)	CB	Tennessee St.
	(from N.Y. Giants for Ed Jenkins)		
14b	Jack Graham (361)	QB	Colorado St.
15	Skip Johns (387)	RB	Carson-Newman
16	Vernon Smith (413)	C	Georgia
17	Dwaine Copeland (439)	RB	Middle Tenn.

1976

1a	Larry Gordon (17)	LB	Arizona St.
	(from Washington for Joe Theismann)		
1b	x- Kim Bokamper (19)	LB	San Jose St.
2	Loaird McCreary (49)	TE	Tennessee St.
3	Duriel Harris (80)	WR	New Mexico St.
4a	Melvin Mitchell (98)	G	Tennessee St.
	(from Detroit for Larry Ball)		
4b	TO PHILADELPHIA for Norm Bulaich (111)		
5	TO DETROIT with Larry Ball (145)		
6	Gary Davis (174)	RB	Cal Poly-SLO
7a	Joe Ingersoll (185)	G/T	Nev.-Las Vegas
	(from New Orleans for Mel Baker)		
7b	Johnny Owens (200)	DE	Tennessee St.
8	Bob Simpson (230)	DT	Colorado
9	y- Norris Thomas (257)	CB	Southern Miss.
10a	Gary Fencik (281)	S	Yale
	(from Washington for Karl Lorch)		
10b	Don Testerman (282)	RB	Clemson
11	Dexter Pride (312)	RB	Minnesota
12a	Randy Young (339)	T	Iowa State
12b	Darryl Brandford (342)	DT	Northwestern
	(from St. Louis for Rodrigo Barnes)		

13	Bernie Head (366)	C	Tulsa
14	Bob Gissler (396)	LB	S. Dakota St.
15	Ron Holmes (423)	RB	Utah State
16	Mike Green (450)	P/WR	Ohio Univ.
17	z-Jeff Grantz (480)	QB	South Carolina

x-injured reserve '76 y-quit camp '76, active roster '77 z-remained at South Carolina as coach

1977

1	A.J. Duhe (13)	DE	Louisiana St.
2	Bob Baumhower (40)	DT	Alabama
3a	TO HOUSTON for Ken Ellis (70)		
3b	Mike Watson (71)	T	Miami (Ohio)
	(from Chicago for Bo Rather)		
4	TO WASHINGTON in Jake Scott deal (97)		
5a	Mike Michel (113)	P/K	Stanford
	(from Tampa Bay for Ray Nettles' rights)		
5b	Leroy Harris (123)	RB	Arkansas St.
6	TO N.Y. GIANTS for Andy Selfridge (153)		
7	Bruce Herron (180)	LB	New Mexico
8	Horace Perkins (207)	CB	Colorado
9	Robert Turner (237)	RB	Oklahoma St.
10	Mark Carter (264)	T	Eastern Mich.
11	John Alexander (291)	DE	Rutgers
12	Terry Anderson (321)	WR	Bethune-Cookman

1978

1	TO SAN FRAN. in Delvin Williams deal (24)		
2	Guy Benjamin (51)	QB	Stanford
3a	Lyman Smith (64)	DT	Duke
	(from N.Y. Giants for Larry Csonka)		
3b	Jimmy Cefalo (81)	WR	Penn State
4a	Gerald Small (93)	CB	San Jose St.
	(from Cleveland for Paul Warfield)		
4b	Eric Laakso (106)	T	Tulane
5a	Ted Burgeimer (111)	S	Notre Dame
	(from Tampa Bay for Jeris White)		
5b	TO SAN FRAN. in Delvin Williams deal (133)		
6	Doug Batters (163)	DE	Nevada-Reno
7a	Karl Baldischwiler (178)	T	Oklahoma
	(from Cleveland for Paul Warfield)		
7b	Lloyd Henry (190)	WR	NE Missouri
8	Sean Clancy (217)	LB	Amherst
9	Bruce Hardy (247)	TE	Arizona St.
10	x- Mark Dennard (274)	C	Texas A&M
11	TO SEATTLE for Carl Barisich (301)		
12a	Mike Moore (331)	RB	Middle Tenn.
12b	Bill Kenney (333)	QB	Northern Colo.
	(from Denver for Jim Kiick)		

x-injured reserve '78

1979

1	Jon Giesler (24)	T	Michigan
2	Jeff Toews (53)	G	Washington
3a	Tony Nathan (61)	RB	Alabama
	(from Tampa Bay for Randy Crowder)		
3b	Mel Land (63)	LB	Michigan St.
	(from N.Y. Giants for Larry Csonka)		
3c	Ronnie Lee (65)	TE	Baylor
	(from New Orleans for Don Reese)		
3d	TO ATLANTA for Ralph Ortega (79)		
4	Steve Howell (107)	RB	Baylor
5	Don Bessillieu (134)	S	Georgia Tech
6	Steve Lindquist (162)	G	Nebraska
7	Uwe von Schamann (189)	K	Oklahoma
8a	Jeff Groth (206)	WR	Bowling Green
	(from Washington for Jim Mandich)		
8b	Glenn Blackwood (215)	S	Texas
	(from Denver for Jim Kiick)		
8c	TO TAMPA BAY for Council Rudolph (217)		
9	Jeff Weston (244)	DT	Notre Dame

10a	Jerome Stanton (258)	CB	Michigan St. (from Detroit for Karl Baldischwiler)
10b	Mike Kozlowski (272)	S	Colorado
11	Mike Blanton (299)	DE	Georgia Tech
12	Larry Fortner (327)	QB	Miami (Ohio)

1980

1	Don McNeal (21)	CB	Alabama
2	Dwight Stephenson (48)	C	Alabama
3	Bill Barnett (75)	DE	Nebraska
4	Elmer Bailey (100)	WR	Minnesota
5	TO WASHINGTON in Benny Malone deal (132)		
6	Eugene Byrd (158)	WR	Michigan St.
7	Joe Rose (185)	TE	California
8a	Jeff Allen (212)	CB	Calif.-Davis
8b	David Woodley (214)	QB	Louisiana St. (from Washington for Jim Mandich)
9	Mark Goodspeed (239)	T	Nebraska
10a	Doug Lantz (271)	C	Miami (Ohio)
10b	Ben Long (272)	LB	South Dakota (from Philadelphia, past considerations)
11a	Phil Driscoll (279)	DE	Mankato St. (from San Francisco for Charles Cornelius)
11b	TO PHILADELPHIA, past considerations (298)		
12	Chuck Stone (325)	G	N. Carolina St.

1981

1	x- David Overstreet (13)	RB	Oklahoma
2a	TO LOS ANGELES in Bob Brudzinski deal (43)		
2b	Andra Franklin (56)	FB	Nebraska (from Los Angeles in Bob Brudzinski deal)
3	TO LOS ANGELES in Bob Brudzinski deal (69)		
4a	Sam Greene (84)	WR	Nev.-Las Vegas (from New Orleans for Guy Benjamin)
4b	Brad Wright (96)	QB	New Mexico
5a	Ken Poole (126)	DE	NE Louisiana
5b	Tom Vigorito (138)	RB	Virginia (from Philadelphia for Leroy Harris)
6a	x- Mack Moore (152)	DE	Texas A&M
6b	Fulton Walker (154)	CB	West Virginia (from Minnesota in Jim Langer deal)
7	Mike Daum (179)	T	Cal Poly-SLO
8	y- William Judson (208)	CB	S. Carolina St.
9	John Noonan (235)	WR	Nebraska
10	Steve Folsom (261)	TE	Utah
11	Jim Jensen (291)	QB	Boston Univ.
12	John Alford (318)	DT	S. Carolina St.

x-signed with Canadian Football League y-injured reserve '81

1982

1	Roy Foster (24)	G/T	Southern Cal
2	Mark Duper (52)	WR	NW St. (La.)
3	Paul Lankford (80)	CB	Penn State
4	Charles Bowser (108)	LB	Duke
5a	Bob Nelson (120)	DT	Miami (Fla.) (from Minnesota in Jim Langer deal)
5b	Rich Diana (136)	FB	Yale
6a	Thomas Tutson (161)	CB	S. Carolina St. (from San Diego for George Roberts)
6b	Ron Hester (164)	LB	Florida St.
7a	Dan Johnson (170)	TE	Iowa State (from New Orleans for Guy Benjamin)
7b	Larry Cowan (192)	RB	Jackson St.
8	Tate Randle (220)	S	Texas Tech
9a	Steve Clark (239)	DE	Utah (from Detroit for Steve Towle)
9b	Mack Boatner (248)	RB	SE Louisiana
10a	Robin Fisher (271)	LB	Florida (from Philadelphia for Steve Howell)
10b	Wayne Jones (276)	C/T	Utah

11	Gary Crum (303)	T	Wyoming
12	Mike Rodrigue (331)	WR	Miami (Fla.)

1983

1	Dan Marino (27)	QB	Pittsburgh
2	Mike Charles (55)	DT	Syracuse
3a	Charles Benson (76)	DE	Baylor (from Houston in '83 draft trade-up)
3b	TO HOUSTON in '83 draft trade-up (83)		
4	TO L.A. RAMS for Eddie Hill (111)		
5	TO HOUSTON in '83 draft trade-up (139)		
6	Reggie Roby (167)	P	Iowa
7	Keith Woetzel (195)	LB	Rutgers
8	Mark Clayton (223)	WR	Louisville
9	Mark Brown (250)	LB	Purdue
10	Anthony Reed (278)	RB	S. Carolina St.
11	Joe Lukens (306)	G	Ohio State
12	x-Anthony Carter (334)	WR	Michigan x-previously had signed with United States Football League

1984

1a	Jackie Shipp (14)	LB	Oklahoma (from Buffalo in '84 draft trade-up)
1b	TO BUFFALO in '84 draft trade-up (26)		
2	Jay Brophy (53)	LB	Miami (Fla.)
3a	TO BUFFALO in '84 draft trade-up (79)		
	(from Pittsburgh in David Woodley deal)		
3b	TO BUFFALO in '84 draft trade-up (82)		
4	Joe Carter (109)	RB	Alabama
5	Dean May (138)	QB	Louisville
6	Rowland Tatum (165)	LB	Ohio State
7	Bernard Carvalho (194)	G/T	Hawaii
8	x-Ron Landry (221)	FB	McNeese St.
9	Jim Boyle (250)	G/T	Tulane
10	John Chesley (277)	TE	Oklahoma St.
11	Bud Brown (306)	S	Southern Miss.
12a	William Devane (320)	DT	Clemson
12b	Mike Weingrad (333)	LB	Illinois (from San Francisco for Tom Orosz)

x-injured reserve '84

1984 USFL SUPPLEMENTAL DRAFT

1	Danny Knight (26)	WR	Mississippi State (from N.J. Generals)
2	Dewey Forte (53)	DE	Bethune-Cookman (from L.A. Express)
3	Duan Hanks (82)	WR	Stephen F. Austin (from Philadelphia Stars)

1985

1	Lorenzo Hampton (27)	RB	Florida
2	TO SAN DIEGO for Pete Johnson (55)		
3a	George Little (65)	DT	Iowa (from Philadelphia for Mark Dennard)
3b	Alex Moyer (83)	LB	Northwestern
4a	Mike Smith (91)	CB	Texas-El Paso (from Cleveland for Duriel Harris)
4b	Jeff Dellenbach (111)	T	Wisconsin
5	TO DENVER for Larry Evans (139)		
6a	George Shorthose (145)	WR	Missouri (from Atlanta in Gerald Small deal)
6b	Ron Davenport (167)	FB	Louisville
7	Fuad Reveiz (195)	K	Tennessee
8	Dan Sharp (223)	TE	Texas Christian
9	Adam Hinds (251)	S	Oklahoma St.
10	Mike Pendleton (279)	CB	Indiana
11	Mike Jones (307)	RB	Tulane
12	Ray Noble (335)	CB	California

1986

1	TO TAMPA BAY in Hugh Green deal (25)		
2a	TO TAMPA BAY in Hugh Green deal (40) (from Minnesota in Anthony Carter deal)		
2b	John Offerdahl (52)	LB	Western Michigan
3	T.J. Turner (81)	DT	Houston
4	James Pruitt (107)	WR	Cal-State Fullerton
5	Kevin Wyatt (136)	CB	Arkansas
6	Brent Sowell (163)	DT	Alabama
7	Larry Kolic (193)	LB	Ohio State
8	John Stuart (218)	T	Texas
9	Reyna Thompson (247)	CB	Baylor
10	Jeff Wickersham (274)	QB	Louisiana St.
11	Arnold Franklin (303)	TE	No. Carolina
12	Rickey Isom (329)	FB	N. Carolina St.

1987

1a	TO MINNESOTA in '87 draft trade-down (14)		
1b	John Bosa (16)	DE	Boston College (from Minnesota in '87 draft trade-down)
2a	Rick Graf (43)	LB	Wisconsin
2b	Scott Schwedes (56)	WR	Syracuse (from N.Y. Giants through St. Louis in '87 draft trade-up)
3	TO ST. LOUIS in '87 draft trade-up (70)		
4	Troy Stradford (99)	RB	Boston College
5a	TO ST. LOUIS in '87 draft trade-up (126)		
5b	TO KANSAS CITY in '87 draft trade-down (128) (from Minnesota in '87 draft trade-down)		
5c	Chris Conlin (132)	T/G	Penn State (from Kansas City in '87 draft trade-down)
6	Lance Sellers (155)	LB	Boise State
7	Tom Brown (182)	FB	Pittsburgh
8a	Joel Williams (210)	TE	Notre Dame
8b	Mark Dennis (212)	T	Illinois (from Kansas City in '87 draft trade-down)
9	Tim Pidgeon (237)	LB	Syracuse
10	Bobby Taylor (266)	CB	Wisconsin
11	Terance Mann (293)	DE	So. Methodist
12	x-Jim Karsatos (322)	QB	Ohio State x-injured reserve '87

1988

1	Eric Kumerow (16)	DE	Ohio State
2	Jarvis Williams (42)	S	Florida
3	Ferrell Edmunds (73)	TE	Maryland
4	Greg Johnson (99)	T	Oklahoma
5	Rodney Thomas (126)	CB	Brigham Young
6a	x-Melvin Bratton (153)	FB	Miami (Fla)
6b	George Cooper (156)	FB	Ohio State (from Minnesota for Greg Koch)
7	Kerwin Bell (180)	QB	Florida
8a	Harry Galbreath (212)	G	Tennessee
8b	Louis Cheek (220)	T	Texas A&M (from Denver for Larry Lee)
9	Jeff Cross (239)	DE	Missouri
10	Artis Jackson (266)	DT	Texas Tech
11	Tom Kelleher (292)	FB	Holy Cross
12	Brian Kinchen (320)	TE	Louisiana St. x-injured/unsigned '88

1989

1a	Sammie Smith (9)	RB	Florida State
1b	Louis Oliver (25)	S	Florida (from Chicago in '89 draft trade-up)
2	TO CHICAGO in '89 draft trade-up (36)		
3	TO CHICAGO in '89 draft trade-up (65)		
4	David Holmes (92)	CB	Syracuse
5	Jeff Uhlenhake (121)	C	Ohio State
6	Wes Pritchett (147)	LB	Notre Dame
7	Jim Zdelar (176)	T	Youngstown St.

8	Pete Stoyanovich (203)	K	Indiana
9	x-Dana Batiste (232)	LB	Texas A&M
10a	Deval Glover (259)	WR	Syracuse
10b	Greg Ross (275)	DT	Memphis State (from Minnesota for Greg Koch)
11	y- Bert Weidner (288)	DT	Kent State
12	J.B. Brown (315)	CB	Maryland x-injured reserve '89 y-developmental squad '89

1990

1	Richmond Webb (9)	T	Texas A&M
2	Keith Sims (39)	G	Iowa State
3	Alfred Oglesby (66)	NT	Houston
4	Scott Mitchell (93)	QB	Utah
5a	TO DALLAS for Scott Secules (120)		
5b	x-Leroy Holt (137)	FB	Southern Cal (from Washington in '90 draft trade-up)
6	y-Sean Vanhorse (151)	CB	Howard
7	TO CLEVELAND in '90 draft trade-down (178)		
8	Thomas Woods (205)	WR	Tennessee
9	Phil Ross (231)	TE	Oregon State
10	TO WASHINGTON in '90 draft trade-up (262)		
11	TO SAN FRANCISCO in Tim McKyer deal (289)		
12	Bobby Harden (315)	S	Miami (Fla.) x-injured reserve '90 y-physically unable to perform '90

1991

1	Randal Hill (23)	WR	Miami (Fla.)
2	TO SAN FRANCISCO in Tim McKyer deal (45)		
3a	Aaron Craver (60)	RB	Fresno State (from Atlanta in Tim McKyer deal)
3b	TO HOUSTON for John Grimsely (79)		
4	TO WASHINGTON in '90 draft trade-up (103)		
5a	Bryan Cox (113)	LB	Western Illinois (from Cleveland in '90 trade-down)
5b	Gene Williams (121)	G	Iowa State (from Green Bay in '91 draft trade-up)
5c	TO GREEN BAY in '91 draft trade-up (135)		
6	TO GREEN BAY in '91 draft trade-up (164)		
7	Chris Green (191)	CB	Illinois
8	Roland Smith (220)	CB	Miami (Fla.)
9	Scott Miller (246)	WR	UCLA
10	Michael Titley (275)	TE	Iowa
11	Ernie Rogers (302)	T	California
12	Joe Brunson (331)	DT	Chattanooga

1992

1a	Troy Vincent (7)	CB	Wisconsin (from Phoenix for Randal Hill)
1b	Marco Coleman (12)	LB	Georgia Tech
2	x-Eddie Blake (43)	G	Auburn
3	Larry Webster (70)	DE	Maryland
4	Dwight Hollier (97)	LB	North Carolina
5	Christopher Perez (124)	T	Kansas
6	Roosevelt Collins (155)	LB	Texas Christian
7a	TO ATLANTA in '92 draft trade-down (182)		
7b	TO L.A. RAIDERS in '92 draft trade-down (185) (from Atlanta in '92 draft trade-down)		
7c	Dave Moore (191)	TE	Pittsburgh (from L.A. Raiders in '92 draft trade-down)
8	Andre Powell (209)	LB	Penn State
9	Tony Tellington (236)	CB	Youngstown St.
10	Raoul Spears (267)	RB	Southern Cal
11a	Lee Miles (294)	WR	Baylor
11b	Mark Barsotti (296)	QB	Fresno State (from L.A. Raiders in '92 draft trade-down)
12a	Milton Biggins (322)	TE	West. Kentucky
12b	Kameno Bell (328)	RB	Illinois (from Atlanta in '92 draft trade-down) x - Non Football Injury '92

1993

1	O.J. McDuffie (25)	WR	Penn State
2	TO NEW ENGLAND in Irving Fryar deal (52)		
3	Terry Kirby (78)	RB	Virginia
4	Ronnie Bradford (105)	CB	Colorado
5	Chris Gray (132)	T	Auburn
6	Robert O'Neal (164)	S	Clemson
7	David Merritt (191)	LB	N. Carolina St.
8	Dwayne Gordon (218)	LB	New Hampshire

1994

1a	TO GREEN BAY in '94 trade-down (16)		
1b	Tim Bowens (20)	DT	Mississippi (from Green Bay in '94 draft trade-down)
2a	Aubrey Beavers (54)	LB	Oklahoma
2b	Tim Ruddy (65)	C	Notre Dame (from Arizona in '94 trade-up)
3	TO ARIZONA in '94 trade-up (89) (from Green Bay in '94 draft trade-down)		
4a	Ronnie Woolfork (112)	LB	Colorado (from Cleveland for G Gene Williams)
4b	TO ARIZONA in '94 trade-up (115) (from San Diego for WR Tony Martin)		
4c	TO ARIZONA in '94 trade-up (121)		
5	William Gaines (147)	DT	Florida
6	Brant Boyer (177)	LB	Arizona
7	Sean Hill (214)	CB	Montana St.

1995

1	Billy Milner (25)	T	Houston
2a	Andrew Greene (53)	G	Indiana (from Green Bay in Ingram-Jackson deals)
2b	TO CHICAGO in Trace Armstrong deal (56)		
3	TO CHICAGO in Trace Armstrong deal (87)		
4a	TO GREEN BAY in Keith Jackson deal (17) (from Green Bay for Mark Ingram)		
4b	Pete Mitchell (122)	TE	Boston College
5	Norman Hand (158)	DT	Mississippi
6	Jeff Kopp (194)	LB	Southern Cal
7a	Corey Swinson (233)	DT	Hampton
7b	x-Shannon Myers (246)	WR	Lenoir-Rhyne (compensatory pick from NFL)

x - Physically Unable To Perform '95

1996

1	Daryl Gardener (20)	DE	Baylor
2a	TO DALLAS in '96 trade-down (49)		
2b	TO JACKSONVILLE in '96 trade-down (60) (from Dallas in '96 trade-down)		
3a	Dorian Brew (79)	CB	Kansas (from Jacksonville in '96 trade-down)
3b	Karim Abdul-Jabbar (80)	RB	UCLA
4a	TO KANSAS CITY in '96 trade-down (98) (from Jacksonville in '96 trade-down)		
4b	TO JACKSONVILLE in '96 trade-down (99) (from Dallas in '96 trade-down)		
4c	Kirk Pointer (113)	CB	Austin Peay (from Kansas City in '96 trade-down)
4d	Stanley Pritchett (118)	FB	South Carolina
4e	LaCurtis Jones (125)	LB	Baylor (from Kansas City in '96 trade-down)
5a	Jerris McPhail (134)	RB	East Carolina (from Jacksonville in '96 trade-down)
5b	Shane Burton (150)	DE	Tennessee (from Jacksonville in '96 trade-down)
5c	Zach Thomas (154)	LB	Texas Tech
6	Shawn Wooden (189)	S	Notre Dame
7a	Jeff Buckley (230)	T	Stanford
7b	Brice Hunter (251)	WR	Georgia (compensatory pick from NFL)

1997

1	x- Yatil Green (15)	WR	Miami (Fla.)
2	Sam Madison (44)	CB	Louisville
3a	Jason Taylor (73)	DE	Akron
3b	Derrick Rodgers (92)	LB	Arizona State (compensatory pick from NFL)
3c	Ronnie Ward (93)	LB	Kansas (compensatory pick from NFL)
3d	Brent Smith (96)	T	Mississippi St. (compensatory pick from NFL)
4a	TO ST. LOUIS in '97 trade-down (112)		
4b	Jerome Daniels (121)	G	Northeastern (from St. Louis in '97 trade-down)
4c	TO OAKLAND in '97 trade-down (123) (from San Francisco for RB Terry Kirby)		
5a	TO N.Y. JETS for T James Brown (145)		
5b	Barron Tanner (149)	DT	Oklahoma (from Kansas City for K Pete Stoyanovich)
5c	Nicholas Lopez (157)	DE	Texas Southern (from Oakland in '97 trade-down)
6a	John Fiala (166)	LB	Washington (from Oakland in '97 trade-down)
6b	Brian Manning (170)	WR	Stanford (from St. Louis in '97 trade-down)
6c	Mike Crawford (173)	LB	Nevada-Reno (from St. Louis in '97 trade-down)
6d	Ed Perry (177)	TE	James Madison
7a	Hudhaifa Ismaeli (203)	CB	Northwestern (from Oakland in '97 trade-down)
7b	TO KANSAS CITY in '96 trade-down (214) x - Injured Reserve '97		

1998

1a	TO GREEN BAY in '98 trade-down (19)		
1b	John Avery (29)	RB	Mississippi (from Green Bay in '98 trade-down)
2a	Patrick Surtain (44)	CB	Southern Miss. (from Carolina for 1st-round pick in 2000)
2b	Kenny Mixon (49)	DE	LSU
2c	TO DETROIT in '98 trade-down (60) (from Green Bay in '98 trade-down)		
3a	Brad Jackson (79)	LB	Cincinnati (from Detroit in '98 trade-down)
3b	x- Larry Shannon (82)	WR	East Carolina
4a	Lorenzo Bromell (102)	DE	Clemson (from Philadelphia in '98 trade-up)
4b	TO PHILADELPHIA in '98 trade-up (112)		
5a	TO PHILADELPHIA in '98 trade-up (142)		
5b	Scott Shaw (143)	G	Michigan State (from Detroit in '98 trade-down)
6a	Nathan Strikwerda (171)	C	Northwestern
6b	John Dutton (172)	QB	Nevada (from Detroit in '98 trade-down)
7	Jim Bundren (210)	G	Clemson x - Injured Reserve '98

1999

1a	TO SAN FRANCISCO in '99 draft trade-down (24)		
1b	TO DETROIT in '99 draft trade-down (27)		
2a	J.J. Johnson (39)	RB	Mississippi State (from Detroit in '99 draft trade-down)
2b	Rob Konrad (43)	FB	Syracuse (from Kansas City in '99 draft trade-up)
2c	TO KANSAS CITY in '99 draft trade-up (54)		
3a	TO DETROIT in '99 draft trade-down (70) (from Detroit in '99 draft trade-down)		
3b	Grey Ruegamer (72)	C	Arizona State (from Detroit in '99 draft trade-down)
3b	TO KANSAS CITY in '99 draft trade-up (84)		

- 4 TO MINNESOTA for signing TE Hunter Goodwin (120)
 5a **Cecil Collins** (134) RB McNeese State
 (from San Francisco in '99 draft trade-down)
 5b Bryan Jones (142) LB Oregon State
 (from Detroit in '99 draft trade-down)
 5c TO SAN FRANCISCO for G Kevin Gogan (157)
 6 **Brent Bartholomew** (192) P Ohio State
 7a TO N.Y. GIANTS for RB Tyrone Wheatley (231)
 7b **y-Jermaine Haley** (232) DT Butte College
 (from Detroit in '99 draft trade-down)
 7c z-Joe Wong (244) T Brigham Young
 (compensatory pick from NFL)
 y-previously under contract with CFL; z-injured reserve '99

2000

- 1 TO CAROLINA in '98 draft trade-up (23)
 2 **Todd Wade** (53) T Mississippi
 3 **Ben Kelly** (84) CB Colorado
 4 **Deon Dyer** (117) FB North Carolina
 5 **Arturo Freeman** (152) S South Carolina
 6a **Ernest Grant** (167) DT Arkansas-Pine Bluff
 (from Cleveland for RB Karim Abdul-Jabbar)
 6b TO KANSAS CITY in '99 draft trade-down (188)
 7a TO SAN FRANCISCO for QB Jim Druckenmiller (230)
 7b x-Jeff Harris (232) CB Georgia
 (from Chicago for P Brent Bartholomew)

x-injured reserve '00

2001

- 1 **Jamar Fletcher** (26) CB Wisconsin
 2a **Chris Chambers** (52) WR Wisconsin
 (from Indianapolis through Dallas in '01 draft trade-up)
 2b TO DALLAS in '01 draft trade-up (56)
 3a **Travis Minor** (85) RB Florida State
 3b **Morlon Greenwood** (88) LB Syracuse
 (from Philadelphia in '01 draft trade-up)
 4 TO DALLAS in '01 draft trade-up (122)
 5 **Shawn Draper** (156) T **Alabama**
 6a Brandon Winey (164) T Louisiana State
 (from San Diego for WR Nate Jacquet)
 6b Josh Heupel (177) QB Oklahoma
 (from Washington for DT Barron Tanner)
 6c Otis Leverette (187) DE Alabama-Birmingham
 (from Philadelphia in '01 draft trade-up)
 6d Rick Crowell (188) LB Colorado State
 7a TO CHICAGO for TE Alonzo Mayes (208)
 (from Chicago for P Brent Bartholomew)
 7b TO WASHINGTON for P Matt Turk (224)

2002

- 1 TO NEW ORLEANS in RB Ricky Williams deal (25)
 2 TO PHILADELPHIA in '01 draft trade-up (59)
 3 **Seth McKinney** (90) C Texas A&M
 4a **Randy McMichael** (114) TE Georgia
 (from New Orleans in RB Ricky Williams deal)
 4b TO NEW ORLEANS in RB Ricky Williams deal (125)
 5a **Omare Lowe** (161) CB Washington
 5b **Sam Simmons** (170) WR Northwestern
 (compensatory pick from NFL)
 6 TO CHICAGO in QB Cade McNown deal (199)
 7a TO DALLAS for WR Jeff Ogden (237)
 7b **Leonard Henry** (241) RB East Carolina
 (from Chicago in QB Cade McNown deal)

2003

- 1 TO NEW ORLEANS in RB Ricky Williams deal (18)
 2 z-**Eddie Moore** (49) LB Tennessee
 3a **Wade Smith** (78) T Memphis
 (from New England for 2nd-round pick in 2004)
 3b **Taylor Whitley** (87) G Texas A&M
 4 TO CAROLINA for DE Jay Williams (119)

- 5a **Donald Lee** (156) TE Mississippi State
 5b **J.R. Tolver** (169) WR San Diego State
 (compensatory pick from NFL)
 6a **Corey Jenkins** (181) LB South Carolina
 (from Carolina in draft trade-up)
 6b TO CHICAGO in QB Cade McNown deal (191)
 6c Tim Provost (209) T San Jose State
 (compensatory pick from NFL)
 6d **y-Yeremiah Bell** (213) S Eastern Kentucky
 (compensatory pick from NFL)
 7a TO CAROLINA in draft trade-up (226)
 (from Washington for signing DT Jermaine Haley)
 7b TO WASHINGTON for QB Sage Rosenfels (232)
 7c TO CAROLINA in draft trade-up (247)
 (from Tampa Bay for T Cornell Green)
 7d z-Davem Williams (248) DT Troy State
 (compensatory pick from NFL)

y - Practice Squad Injured in '03; z - Injured Reserve in '03

2004

- 1a **Vernon Carey** (19) G/T Miami (Fla.)
 (from Minnesota in 2004 draft trade-up)
 1b TO MINNESOTA in 2004 draft trade-up (20)
 2 TO NEW ENGLAND for 3rd-round pick in 2004 (56)
 3 TO GREEN BAY in 2004 draft trade-down (87)
 4a **Will Poole** (102) CB Southern California
 (from Jacksonville through Green Bay in 2004 draft trade-down)
 4b TO MINNESOTA in 2004 draft trade-up (119)
 5a TO BALTIMORE in 2004 draft trade-down (153)
 (from Green Bay in 2004 draft trade-down)
 5b TO SAN DIEGO for LB Junior Seau (154)
 5c **Tony Bua** (160) LB Arkansas
 (from Baltimore in 2004 draft trade-down)
 6a **Rex Hadnot** (174) C Houston
 (from Atlanta in 2004 draft trade-up)
 6b TO ATLANTA in 2004 draft trade-up (186)
 7a TO ATLANTA in 2004 draft trade-up (219)
 (from New Orleans for LB Derrick Rodgers)
 7b x-Tony Pape (221) T Michigan
 7c **Derrick Pope** (222) LB Alabama
 (from Baltimore in 2004 draft trade-down)

x - Practice Squad in '04

2005

- 1 **Ronnie Brown** (2) RB Auburn
 2a TO PHILADELPHIA for QB A.J. Feeley (35)
 2b **Matt Roth** (46) DE Iowa
 (from Kansas City in CB Patrick Surtain deal)
 3a TO ST. LOUIS for RB Lamar Gordon (66)
 3b **Channing Crowder** (70) LB Florida
 (from Chicago in Booker-Ogunleye deal)
 4 **Travis Daniels** (104) CB LSU
 5a TO KANSAS CITY in CB Patrick Surtain deal (138)
 5b **Anthony Alabi** (162) T TCU
 (from Kansas City in CB Patrick Surtain deal)
 6 TO SAN DIEGO in WR David Boston deal (177)
 7 **x-Kevin Vickerson** (216) DT Michigan State

x - Injured Reserve in '05

2006

- 1 **Jason Allen** (16) S Tennessee
 2 TO MINNESOTA for QB Daunte Culpepper (51)
 3 **Derek Hagan** (82) WR Arizona State
 4 x-Joe Toledo (114) T Washington
 5 Exercised in 2005 supplemental draft for Manny Wright (149)
 6 TO SAN DIEGO in Cleo Lemon-A.J. Feeley trade (188)
 7a **Frederick Evans** (212) DT Texas State
 (from Green Bay in Brad Bedell trade)
 7b **y-Rodrique Wright** (226) DT Texas

7c Devin Aromashodu (233) WR Auburn
(from Chicago in John Owens-B. Ayanbadejo trade)
x - Injured Reserve in '06; y - Reserve/NFI in '06

2007

1 **Ted Ginn Jr.** (9) WR Ohio State
2a **John Beck** (40) QB Brigham Young
2b **Samson Satele** (60) C/G Hawaii
(from New England in Wes Welker trade)
3 **Lorenzo Booker** (71) RB Florida State
4 **Paul Soliai** (108) DT Utah
5 TO DETROIT for QB Joey Harrington (145)
6a **Reagan Mauia** (181) FB Hawaii
6b x-Drew Mormino (199) C Central Michigan
(from New Orleans for K Olindo Mare)
7a **Kelvin Smith** (219) LB Syracuse
7b **Brandon Fields** (225) P Michigan State
(from St. Louis for signing of RFA P Donnie Jones)
7c **Abraham Wright** (238) LB Colorado
(from New England in Wes Welker trade)
x - Injured Reserve in '07

2008

1 **Jake Long** (1) T Michigan
2a **Phillip Merling** (32) DE Clemson
2b **Chad Henne** (57) QB Michigan
(from San Diego for WR Chris Chambers)
3a TO DETROIT in draft trade-down (64)
3b **Kendall Langford** (66) DE Hampton
(from Detroit in draft trade-down)
4a TO DALLAS for LB Akin Ayodele and TE Anthony Fasano (100)
4b **Shawn Murphy** (110) G Utah State
(from Chicago in draft trade-up)
4c TO CHICAGO in draft trade-up (115)
(from Philadelphia for RB Lorenzo Booker)
5 TO KANSAS CITY for QB Trent Green (136)
6a TO DALLAS in DT Jason Ferguson trade (167)
6b **Jalen Parmele** (176) RB Toledo
(from Detroit in draft trade-down)
6c **Donald Thomas** (195) G Connecticut
(from Dallas in DT Jason Ferguson trade)
6d **Lex Hilliard** (204) RB Montana
(compensatory pick from NFL)
7a TO CHICAGO in draft trade-up (208)
7b **Lionel Dotson** (245) DE Arizona
(compensatory pick from NFL)

2009

1 **Vontae Davis** (25) CB Illinois
2a **Pat White** (44) QB/WR West Virginia
(from Washington in DE Jason Taylor trade)
2b TO INDIANAPOLIS in draft trade-down (56)
2c **Sean Smith** (61) CB Utah
(from Indianapolis in draft trade-down)
3 **Patrick Turner** (87) WR Southern California
4a **Brian Hartline** (108) WR Ohio State
(from Oakland in C Samson Satele trade)
4b TO OAKLAND in C Samson Satele trade (126)
5a **John Nalbone** (161) TE Monmouth
5b **Chris Clemons** (165) S Clemson
(from Indianapolis in draft trade-down)
6a **Andrew Gardner** (181) T Georgia Tech
(from Oakland in C Samson Satele trade)
6b TO DALLAS for NT Jason Ferguson (197)
7a **J.D. Folsom** (214) LB Weber State
(from Cleveland for CB Travis Daniels)
7b TO JACKSONVILLE for DE Tony McDaniel (232)
7c TO KANSAS CITY in draft trade-down (237)
(from Carolina for QB Josh McCown)

2010

1a TO SAN DIEGO in draft trade-down (12)
1b **Jared Odrick** (28) DE Penn State
(from San Diego in draft trade-down)
2a **Koa Misi** (40) LB Utah
(from San Diego in draft trade-down)
2b TO DENVER in WR Brandon Marshall trade (43)
3 **John Jerry** (73) G Mississippi
4a TO SAN DIEGO in draft trade-down (110)
4b x-A.J. Edds (119) LB Iowa
(from Dallas in draft trade-up)
4c TO DALLAS in draft trade-up (126)
(from San Diego in draft trade-down)
5a TO KANSAS CITY for QB Tyler Thigpen (142)
5b **Nolan Carroll** (145) CB Maryland
(from San Francisco for WR Ted Ginn, Jr.)
5c **Reshad Jones** (163) S Georgia
(from Washington in draft trade-up)
6a TO SAN DIEGO in draft trade-down (173)
(from Kansas City for OL Andy Alleman and
Ikechuku Ndukwe)
6b TO WASHINGTON in draft trade-up (174)
6c TO DALLAS in draft trade-up (179)
7a **Chris McCoy** (212) LB Middle Tennessee
(from Kansas City in 2009 draft trade-down)
7a TO WASHINGTON in draft trade-up (219)
7c **Austin Spitzer** (252) LB Ohio State
(compensatory pick from NFL)
x - Injured Reserve in '10

2011

1 **Mike Pouncey** (15) G/C Florida
2a TO DENVER for WR Brandon Marshall (46)
2b **Daniel Thomas** (62) RB Kansas State
(from Washington in draft trade-up)
3 TO WASHINGTON in draft trade-up (79)
4 **Clyde Gates** (111) WR Abilene Christian
5 TO WASHINGTON in draft trade-up (146)
6a **Charles Clay** (174) TE Tulsa
(from Green Bay in draft trade-up)
6b TO GREEN BAY in draft trade-up (179)
7a TO WASHINGTON in draft trade-up (217)
7b TO GREEN BAY in draft trade-up (218)
(from Jacksonville for G Justin Smiley)
7c **Frank Kearse** (231) DT Alabama A&M
(from Green Bay in draft trade-up)
7d **Jimmy Wilson** (235) CB Montana
(compensatory pick from NFL)

2012

1 **Ryan Tannehill** (8) QB Texas A&M
2 **Jonathan Martin** (42) T Stanford
3a **Olivier Vernon** (72) DE Miami (Fla.)
3b TO SAN DIEGO in draft trade-down (73)
(from Chicago in WR Brandon Marshall trade)
3c **Michael Egnew** (78) TE Missouri
(from San Diego in draft trade-down)
4a **Lamar Miller** (97) RB Miami (Fla.)
(from San Francisco in draft trade-up)
4b TO SAN FRANCISCO in draft trade-up (103)
5a TO TENNESSEE in draft trade-down (145)
5b **Josh Kaddu** (155) LB Oregon
(from Tennessee in draft trade-down)
6a TO NEW ORLEANS in Reggie Bush trade (179)
6b B.J. Cunningham (183) WR Michigan State
6c TO SAN FRANCISCO in draft trade-up (196)
(from New Orleans in Reggie Bush trade)
7a **Kheeston Randall** (215) DT Texas
7b **Rishard Matthews** (227) WR Nevada
(from Tennessee in draft trade-down)

2013

- 1a **Dion Jordan** (3) DE Oregon
(from Oakland in draft trade-up)
1b TO OAKLAND in draft trade-up (12)
2a TO OAKLAND in draft trade-up (42)
2b **Jamar Taylor** (54) CB Boise State
(from Indianapolis in CB Vontae Davis trade)
3a **Dallas Thomas** (77) G/T Tennessee
3b TO NEW ORLEANS in draft trade down (82)
(from Chicago in WR Brandon Marshall trade)
3c **Will Davis** (93) CB Utah State
(from Green Bay in draft trade-up)
4a **Jelani Jenkins** (104) LB Florida
4b **Dion Sims** (106) TE Michigan St.
(from New Orleans in draft trade-down)
4c TO GREEN BAY in draft trade-up (109)
(from New Orleans in draft trade-down)
4b TO CLEVELAND in Davone Bess trade (111)
5a TO GREEN BAY in draft trade-up (146)
5b **Mike Gillislee** (164) RB Florida
(from Cleveland in Davone Bess trade)
5b **Caleb Sturgis** (166) K Florida
(compensatory pick from NFL)
6 TO SAN FRANCISCO in 2012 draft trade-up (180)
7a TO CLEVELAND in Davone Bess trade (217)
7b TO GREEN BAY in draft trade-up (224)
(from Dallas for G/C Ryan Cook)
7c **Don Jones** (250) S Arkansas St.
(compensatory pick from NFL)

2014

- 1 **Ja'Wuan James** (19) T Tennessee
2a TO SAN DIEGO in draft trade down (50)
2b TO SAN FRANCISCO in draft trade down (57)
(from San Diego in draft trade down)
2c **Jarvis Landry** (63) WR Louisiana State
(from San Francisco in draft trade-down)
3a **Billy Turner** (67) G North Dakota St.
(from Oakland in draft trade-up)
3b TO OAKLAND in draft trade-up (81)
4a TO OAKLAND in draft trade-up (116)
4b **Walt Aikens** (125) CB Liberty
(from San Diego in draft trade-down)
5a x-Arthur Lynch (155) TE Georgia
5b **Jordan Tripp** (171) LB Montana
(from San Francisco in draft trade-down)
6 **Matt Hazel** (190) WR Coastal Carolina
7 **Terrence Fede** (234) DE Marist College

x - Injured Reserve in '14

2015

- 1 **DeVante Parker** (14) WR Louisville
2a TO PHILADELPHIA in draft trade-down (47)
2b **Jordan Phillips** (52) DT Oklahoma
3 TO NEW ORLEANS in WR Kenny Stills trade (78)
4 **Jamil Douglas** (114) G Arizona State
5a **Bobby McCain** (145) CB Memphis
(from Philadelphia in draft trade-down)
5b **Jay Ajayi** (149) RB Boise State
(from Minnesota in WR Mike Wallace trade)
5c Cedric Thompson (150) S Minnesota
5d **Tony Lippett** (156) CB Michigan State
(from Philadelphia in draft trade-down)
6 TO PHILADELPHIA in draft trade down (191)
7a TO BALTIMORE for T Bryant McKinnie (231)
7b TO MINNESOTA in WR Mike Wallace trade (232)
(from San Francisco for T Jonathan Martin)

2016

- 1a TO PHILADELPHIA in Alonso/Maxwell trade (8)
1b **Laremy Tunsil** (13) G/T Mississippi
(from Philadelphia in Alonso/Maxwell trade)
2a **Xavier Howard** (38) CB Baylor
(from Baltimore in draft trade-up)
2b TO BALTIMORE in draft trade-up (42)
3a **Kenyan Drake** (73) RB Alabama
3b **Leonte Carroo** (86) WR Rutgers
(from Minnesota in draft trade-up)
4 TO BALTIMORE in draft trade-up (107)
5 TO NEW ENGLAND in draft trade-down (147)
6a TO MINNESOTA in draft trade-up (186)
6b **Jakeem Grant** (186) WR Texas Tech
(from Minnesota in draft trade-up)
6c TO MINNESOTA in draft trade-up (196)
(from New England in draft trade-down)
6d **Jordan Lucas** (204) CB Penn State
(from New England in draft trade-down)
7a **Brandon Doughty** (223) QB Western Kentucky
(from Cleveland in Jamar Taylor trade)
7a TO MINNESOTA in draft trade-up (227)
(from Baltimore for CB Will Davis)
7c **Thomas Duarte** (231) TE UCLA
7d TO CLEVELAND in Jamar Taylor trade (250)
(from New England in draft trade-down)

2017

- 1 **Charles Harris** (22) DE Missouri
2 x-Raekwon McMillan (54) LB Ohio State
3a TO MINNESOTA in 2016 draft trade-up (86)
3b **Cordrea Tankersley** (97) CB Clemson
(compensatory pick from NFL)
4 TO MINNESOTA in 2016 draft trade-up (128)
5a **Isaac Asiata** (164) G Utah
(from Philadelphia in 2017 draft trade-up)
5b TO PHILADELPHIA in 2017 draft trade-up (166)
5c **Davon Godchaux** (178) DT LSU
(compensatory pick from NFL)
5d TO PHILADELPHIA in 2017 draft trade-up (184)
(compensatory pick from NFL)
6a **Vincent Taylor** (194) DT Oklahoma State
(from Philadelphia in 2017 draft trade-up)
6b TO L.A. RAMS in DT William Hayes trade (206)
7a TO TAMPA BAY in 2017 draft trade-down (223)
(from L.A. Rams in DT William Hayes trade)
7b x-Isaiah Ford (237) WR Virginia Tech
7c TO JACKSONVILLE in TE Julius Thomas trade (240)

x - Injured Reserve in '17

2018

- 1 Minkah Fitzpatrick (11) S Alabama
2 Mike Gesicki (42) TE Penn State
3 Jerome Baker (73) LB Ohio State
4a TO L.A. RAMS in Robert Quinn trade (111)
4b Durham Smythe (123) TE Notre Dame
(from Cleveland in Jarvis Landry trade)
4c Kalen Ballage (131) RB Arizona State
(from Philadelphia in Jay Ajayi trade)
5 TO NEW ORLEANS in Stephone Anthony trade (147)
6a TO L.A. RAMS in Robert Quinn trade (183)
6b Cornell Armstrong (209) CB Southern Miss
(from L.A. Rams in Robert Quinn trade)
7a TO SAN FRANCISCO in Daniel Kilgore trade (223)
(from Tampa Bay in 2017 draft trade-down)
7b Quentin Poling (227) LB Ohio
(from San Francisco in Kilgore trade)
7c Jason Sanders (229) K New Mexico

FIRST-ROUND BY POSITION

POSITION	TOP NO.	ALL FIRST ROUND
Offensive Line	13#	11
Defensive Line.....	11	11
Running Back.....	8*	7
Defensive Back	6	7
Wide Receiver	6*	5
Linebacker	4##	4
Quarterback.....	4*	4
Tight End.....	1*	0
Kicker/Punter	0	0

* Includes one selection in second round # Includes two selections in second round and one in third round
Includes two selections in second round

ALL-TIME DRAFT BY POSITION

POSITION	NO.
Offensive Line.....	113
Defensive Line	99
Defensive Back	98
Linebacker	84
Running Back	81
Wide Receiver	65
Tight End	42
Quarterback	29
Kicker	9
Punter	4

ALL-TIME TRADES

1966

1/15	LB Ron Caveness to Houston for rights to QB Billy Anderson (1965 redshirt draftee of Houston)
7/3	13th (318th overall) round pick in 1967 to Buffalo for QB George Wilson, Jr.
8/30	RB Jack Spikes to Buffalo for 5th (129th overall) round pick in 1967
11/10	3rd (58th overall) and 5th (110th overall) round picks in 1967 to Denver for RB Cookie Gilchrist
11/10	DT Jerry Oliver to Denver for 12th (295th overall) round pick in 1967
11/10	8th (186th overall) round pick in 1967 to Oakland for TE Bill Cronin

1967

4/4	T Nick DeFelice to N.Y. Jets for C Mike Hudock
5/4	TE Bill Cronin to Denver for DT Ray Jacobs
6/27	DE Earl Faison, RB Cookie Gilchrist, G Earnie Park and QB George Wilson, Jr., to Denver for RB Abner Haynes, LB Jerry Hopkins, DE Danny La Rose and 6th (142nd overall) round pick in 1968
7/25	4th (91st overall) round pick in 1968 to Denver for LB John Bramlett
9/5	TE Dave Kocourek to Oakland for 8th (217th overall) round pick in 1968

9/26	8th (200th overall) round pick in 1968 to N.Y. Jets for QB Archie Roberts
12/3	QB Jon Brittenum to San Diego for 3rd (73rd overall) round pick in 1968
12/27	QB John Stofa to Cincinnati for 1st (27th overall) and 2nd (54th overall) round picks in 1968
12/27	QB Billy Anderson to Houston for 9th (240th overall) round pick in 1968

1968

8/19	LB Tom Eerlandson to San Diego for 7th (174th overall) round pick in 1969
8/21	WR John Roderick to Oakland for 5th (128th overall) round pick in 1969

1969

3/24	LB John Bramlett, QB Kim Hammond and 5th (107th overall) round pick in 1970 to Boston for LB Nick Buoniconti
7/2	CB Mack Lamb to San Diego for G Larry Little

1970

1/27	1st (3rd overall) round pick in 1970 to Cleveland for WR Paul Warfield
------	--

- 4/13 1st (22nd overall) round pick in 1971 to Baltimore as compensation for Head Coach Don Shula
- 5/1 CB Dick Westmoreland to Minnesota for G Bookie Bolin
- 5/1 S Tom Beier to San Francisco for T/C Lance Olssen
- 5/18 WR Jack Clancy to Green Bay as compensation for TE Marv Fleming
- 8/31 8th (203rd overall) round pick in 1971 to Pittsburgh for C Bob DeMarco
- 9/15 5th (126th overall) round pick in 1971 to Pittsburgh for WR Willie Richardson

1971

- 9/1 2nd (51st overall) round pick in 1972 to Cleveland for LB Bob Matheson
- 9/8 C Carl Mauck to San Diego for DT Tony Liscio and 4th (91st overall) round pick in 1972
- 11/23 QB John Stofa to Denver for 7th (161st overall) round pick in 1972
- 11/23 10th (259th overall) round pick in 1972 to Houston for DE Russell Price

1972

- 6/7 LB Dale Farley to Buffalo for DT Jim Dunaway
- 6/7 1st (26th overall) round pick in 1973 to Buffalo for WR Marlin Briscoe
- 8/22 DT Frank Cornish to Buffalo for G/C Howard Kindig and 5th (111th overall) round pick in 1973
- 8/28 T Wayne Mass to New England for 7th (160th overall) round pick in 1973
- 9/26 C Bob DeMarco to Cleveland for 7th (178th overall) round pick in 1973
- 9/26 G/C Bill Griffin to New England for 7th (163rd overall) round pick in 1973

1973

- 8/10 CB Dave McCurry to Chicago for 9th (212th overall) round pick in 1974
- 8/22 QB Jim Del Gaizo to Green Bay for 2nd (38th overall) round pick in 1974 and 2nd (36th overall) round pick in 1975
- 8/27 DT Mike Kadish to Buffalo for C/G Irv Goode
- 8/29 K Jeff White to New Orleans for 7th (164th overall) round pick in 1974
- 5/10 WR Otto Stowe to Dallas for WR Ron Sellers and 2nd (47th overall) round pick in 1974
- 10/2 RB Hubert Ginn to Baltimore for FB Don Nottingham and 6th (136th overall) round pick in 1974

1974

- 1/25 QB Joe Theismann to Washington for 1st (17th overall) round pick in 1976
- 8/7 DT Larry Woods to N.Y. Jets for 6th (143rd overall) round pick in 1975
- 8/9 WR Charley Wade to Chicago for 10th (239th overall) round pick in 1975
- 8/17 RB Ed Jenkins to N.Y. Giants for 14th (338th overall) round pick in 1975
- 8/21 G/C Howard Kindig to Washington for 10th (256th overall) round pick in 1975
- 8/28 6th (143rd overall) round pick in 1975 to N.Y. Jets for T John Mooring
- 9/10 WR Bo Rather to Chicago for 3rd (71st overall) round pick in 1977

1975

- 1/28 CB Henry Stuckey to N.Y. Giants for 5th (106th overall) round pick in 1975
- 1/30 Rights to DE Karl Lorch to Washington for 10th (281st overall) round pick in 1976
- 5/6 WR Marlin Briscoe and RB Hubert Ginn to St. Louis for RB Donny Anderson and compensation for TE Jim McFarland
- 7/9 4th (111th overall) round pick in 1976 to Philadelphia for FB Norm Bulaich
- 7/23 LB Bruce Bannon to San Diego for DE Pete Lazetich
- 9/7 LB Larry Ball and 5th (145th overall) round pick in 1976 to Detroit for 4th (96th overall) round pick in 1976
- 9/9 WR Mel Baker to New Orleans for 7th (185th overall) round pick in 1976

1976

- 4/6 LB Rodrigo Barnes to St. Louis for 12th (341st overall) round pick in 1976
- 4/6 Compensation for signing FB Larry Csonka to N.Y. Giants for 3rd (64th overall) round pick in 1978 and 3rd (63rd overall) round pick in 1979
- 4/8 Compensation for signing WR Paul Warfield to Cleveland for 4th (93rd overall) and 7th (178th overall) round picks in 1978
- 4/10 Compensation for signing RB Jim Kiick to Denver for 12th (333rd overall) round pick in 1978 and 8th (215th overall) round pick in 1979
- 8/24 RB Mercury Morris to San Diego for a 3rd (71st overall) round pick in 1977
- 8/24 S Jake Scott and 4th (97th overall) round pick in 1977 to Washington for S Bryant Salter
- 9/2 6th (153rd overall) round pick in 1977 to N.Y. Giants for LB Andy Selfridge
- 9/21 3rd (70th overall) round pick in 1977 to Houston for CB Ken Ellis

1977

- 1/21 Rights to LB Ray Nettles to Tampa Bay for 5th (113th overall) round pick in 1977
- 2/7 6th round pick in 1977 to Tampa Bay for WR Barry Smith and T Randy Young
- 7/20 11th (310st overall) round pick in 1978 to Seattle for DT Carl Barisich
- 8/8 T Darryl Carlton to Tampa Bay for T Mike Current and 5th (133rd overall) round pick in 1978
- 8/30 5th round pick (133rd overall) in 1978 to Tampa Bay for T Steve Young
- 9/5 CB Jeris White to Tampa Bay for 5th (111th overall) round pick in 1978

1978

- 4/17 S Vern Roberson, WR Freddie Solomon and 1st (24th overall) and 5th (133rd overall) round picks in 1978 to San Francisco for RB Delvin Williams
- 5/11 TE Jim Mandich to Washington for 8th (206th overall) round pick in 1979 and 8th (214th overall) round pick in 1980
- 7/5 8th (217th overall) round pick in 1979 to Tampa Bay for DE Council Rudolph
- 8/28 T Karl Baldischwiler to Detroit for 10th (258th overall) round pick in 1979
- 10/10 RB Benny Malone and 5th (132nd overall) round pick in 1980 to Washington for FB Jim Braxton and 3rd (80th overall) round pick in 1979

1979

- 3/22 3rd (80th overall) round pick in 1979 to Oakland for S Neal Colzie
4/18 3rd (79th overall) round pick in 1979 to Atlanta for LB Ralph Ortega
8/21 DE Randy Crowder to Tampa Bay for 3rd (61st overall) pick in 1979
8/21 CB Charles Cornelius to San Francisco for 11th (297th overall) round pick in 1980
8/27 FB Leroy Harris to Philadelphia for 5th (138th overall) round pick in 1981

1980

- 8/25 RB Gary Davis and CB Norris Thomas to Tampa Bay for FB Jimmy DuBose and 2nd (44th overall) round pick in 1981
8/28 QB Guy Benjamin to New Orleans for 4th (84th overall) round pick in 1981
9/24 C Jim Langer to Minnesota for 6th (154th overall) round pick in 1981 and 5th (120th overall) round pick in 1982

1981

- 4/28 2nd (43rd overall) and 3rd (69th overall) round picks in 1981 and 2nd (44th overall) round pick in 1982 to Los Angeles for LB Bob Brudzinski and 2nd (56th overall) round pick in 1981
7/13 LB Steve Towle to Detroit for 9th (239th overall) round pick in 1982
7/22 4th (111th overall) round pick in 1983 to Los Angeles for RB Eddie Hill
8/18 FB Steve Howell to Philadelphia for 10th (271st overall) round pick in 1982
8/31 P George Roberts to San Diego for 6th (161st overall) round pick in 1982

1983

- 4/26 3rd (81st overall) and 5th (139th overall) round picks in 1983 to Houston for 3rd (76th overall) round pick in 1983
8/15 5th (139th overall) round pick in 1985 to Denver for LB Larry Evans
8/29 P Tom Orosz to San Francisco for 12th (333rd overall) round pick in 1984

1984

- 2/21 QB David Woodley to Pittsburgh for 3rd (79th overall) round pick in 1984
3/6 C Mark Dennard to Philadelphia for 3rd (65th overall) round pick in 1985
3/27 WR Durriel Harris to Cleveland for 4th (91st overall) round pick in 1985
5/1 1st (26th overall) round pick and 3rd (79th and 84th overall) round picks in 1984 to Buffalo for 1st (14th overall) round pick in 1984
8/27 CB Gerald Small to Atlanta for T Ronnie Lee and 6th (145th overall) round pick in 1985
9/22 2nd (55th overall) round pick in 1985 to San Diego for FB Pete Johnson

1985

- 5/7 Conditional pick in 1986 to Cincinnati for QB Bryan Clark
8/15 Rights to WR Anthony Carter to Minnesota for LB Robin Sendlain and 2nd (40th overall) round pick in 1986
10/9 1st (25th overall) and 2nd (40th overall) round picks in 1986 to Tampa Bay for LB Hugh Green

1987

- 4/28 1st (14th overall) round pick in 1987 to Minnesota for 1st (16th overall) and 5th (128th overall) round picks in 1987
4/28 3rd (70th overall) and 5th (156th overall) round picks in 1987 to St. Louis for 2nd (56th overall) round pick in 1987
4/28 5th (128th overall) round pick in 1987 to Kansas City for 5th (132nd overall) and 8th (212nd overall) round picks in 1987
8/20 G/C Larry Lee to Denver for 8th (220th overall) round pick in 1988
10/20 T Greg Koch to Minnesota for 6th (156th overall) round pick in 1988 and 10th (275th overall) round pick in 1989

1989

- 4/23 2nd (36th overall) and 3rd (65th overall) round picks in 1989 to Chicago for 1st round pick (25th overall) in 1989
8/6 5th (120th overall) round pick in 1990 to Dallas for QB Scott Secules

1990

- 4/22 10th (262nd overall) round pick in 1990 and 4th (103rd overall) round pick in 1991 to Washington for 5th (137th overall) round pick in 1990
4/23 7th (178th overall) round pick in 1990 to Cleveland for 5th (113th overall) round pick in 1991
4/23 11th (289th overall) round pick in 1990 and 2nd (60th overall) round pick in 1991 to San Francisco for CB Tim McKyer
9/3 12th (331st overall) round pick in 1991 to Atlanta for NT Shawn Lee

1991

- 1/31 LB Eric Kumerow to Chicago for CB Vestee Jackson
4/1 3rd (79th overall) round pick in 1991 to Houston for LB John Grimsley
4/21 CB Tim McKyer to Atlanta for 3rd (60th overall) and 12th (331st overall) round picks in 1991
4/22 5th (135th overall) and 6th (163rd overall) round picks in 1991 to Green Bay for 5th (121st overall) in 1991
9/3 WR Randal Hill to Phoenix for 1st (seventh overall) round pick in 1992

1992

- 4/27 7th (182nd overall) round pick in 1992 to Atlanta for 7th (185th overall) and 12th (328th overall) round picks in 1992
4/27 7th (185th overall) round pick in 1992 to L.A. Raiders for 7th (191st overall) and 11th (296th overall) round picks in 1992
5/26 RB Sammie Smith to Denver for RB Bobby Humphrey

1993

- 4/1 2nd (52nd overall) round pick in 1993 and 3rd (88th overall) round pick in 1994 to New England for WR Irving Fryar
7/13 G Gene Williams to Cleveland for 4th (110th overall) round pick in 1994

1994

- 3/24 WR Tony Martin to San Diego for 4th (113th overall) round pick in 1994

- 4/24 1st (16th overall) round pick in 1994 to Green Bay for 1st (20th overall) and 3rd (89th overall) round picks in 1994
- 4/24 3rd (89th overall), 4th (115th overall) and 4th (121st overall) round picks in 1994 to Arizona for 2nd (65th overall) round pick in 1994

1995

- 3/21 WR Mark Ingram to Green Bay for 4th (116th overall) round pick in 1995
- 3/29 TE Keith Jackson and 4th (116th overall) round pick to Green Bay for 2nd (53rd overall) round pick in 1995
- 4/3 CB Terrell Buckley from Green Bay for past considerations
- 4/4 2nd (56th overall) round pick and 3rd (87th overall) round pick in 1995 to Chicago for DE Trace Armstrong
- 8/27 TE Pete Mitchell to Jacksonville for WR Mike Williams

1996

- 3/4 5th (145th overall) round pick in 1997 to N.Y. Jets for T James Brown
- 4/20 2nd (49th overall) round pick in 1996 to Dallas for 2nd (60th overall) and 4th (99th overall) round picks in 1996
- 4/20 2nd (60th overall) and 4th (99th overall) round picks in 1996 to Jacksonville for 3rd (79th overall), 4th (98th and 134th overall) and 5th (150th overall) round picks in 1996
- 4/21 4th (98th overall) round pick in 1996 and 7th (214th overall) round pick in 1997 to Kansas City for 4th (113th and 125th overall) round picks in 1996
- 8/19 RB Terry Kirby to San Francisco for 4th (123rd overall) round pick in 1997
- 8/21 K Pete Stoyanovich to Kansas City for 5th (149th overall) round pick in 1997
- 10/1 T Billy Milner to St. Louis for TE Troy Drayton

1997

- 4/20 4th (112th overall) round pick in 1997 to St. Louis for 4th (121st overall) and 6th (170th and 173rd overall) round picks in 1997
- 4/20 4th (123rd overall) round pick in 1997 to Oakland for 5th (157th overall), 6th (166th overall) and 7th (203rd overall) round picks in 1997
- 8/24 Conditional draft choice in 1998 to Green Bay for WR Qadry Ismail

1998

- 4/16 1st (23rd overall) round pick in 2000 to Carolina for 2nd (44th overall) round pick in 1998
- 4/18 1st (19th overall) round pick in 1998 to Green Bay for 1st (29th overall) and 2nd (60th overall) round picks in 1998
- 4/18 2nd (60th overall) round pick in 1998 to Detroit for 3rd (79th overall), 5th (143rd overall) and 6th (172nd overall) round picks in 1998
- 4/19 4th (112th overall) and 5th (142nd overall) round picks in 1998 to Philadelphia for 4th (102nd overall) round pick in 1998

1999

- 2/12 7th (231st overall) round pick in 1999 to N.Y. Giants for RB Tyrone Wheatley
- 3/1 5th (157th overall) round pick in 1999 to San Francisco for G Kevin Gogan

- 4/17 1st (24th overall) round pick in 1999 to San Francisco for 1st (27th overall) and 5th (134th overall) round picks in 1999
- 4/17 1st (27th overall) round pick in 1999 to Detroit for 2nd (39th overall), 3rd (70th overall) and 5th (142nd overall) round picks in 1999
- 4/17 2nd (54th overall) and 3rd (84th overall) round picks in 1999 and 6th round pick (188th overall) in 2000 to Kansas City for 2nd (43rd overall) round pick in 1999
- 4/17 3rd (70th overall) round pick in 1999 to Detroit for 3rd (72nd overall) and 7th (232nd overall) round picks in 1999
- 9/4 DT Barron Tanner to Washington for a 6th (177th overall) round draft pick
- 9/6 7th (230th overall) round pick in 2000 to San Francisco for QB Jim Druckenmiller
- 9/21 RB John Avery to Denver for WR Marcus Nash
- 10/19 RB Karim Abdul-Jabbar to Cleveland for 6th (167th overall) round pick in 2000

2000

- 3/9 7th (224th overall) round pick in 2001 to Washington for P Matt Turk
- 4/16 P Brent Bartholomew to Chicago for 7th (232nd overall) round pick in 2000 and 7th (208th overall) round pick in 2001
- 8/22 WR Nate Jacquet to San Diego for 6th (164th overall) round pick in 2001
- 8/22 7th (237th overall) round pick in 2002 to Dallas for WR Jeff Ogden
- 10/2 7th (208th overall) round pick in 2001 to Chicago for TE Alonzo Mayes

2001

- 4/21 2nd (56th overall) and 4th (122nd overall) round picks in 2001 to Dallas for 2nd (52nd overall) round pick in 2001
- 4/21 2nd (59th overall) round pick in 2002 to Philadelphia for 3rd (88th overall) and 6th (187th overall) round picks in 2001
- 8/22 6th (199th overall) round pick in 2002 and 6th (191st overall) round pick in 2003 to Chicago for QB Cade McNown and 7th (241st overall) round pick in 2002

2002

- 3/8 1st (25th overall) and 4th (125th overall) round picks in 2002 and 1st (18th overall) round pick in 2003 to New Orleans for RB Ricky Williams and 4th (114th overall) round pick in 2002
- 3/12 RB J.J. Johnson to Cleveland for conditional 7th round pick in 2004
- 6/13 QB Cade McNown to San Francisco for conditional 7th round pick in 2003
- 7/19 DE Al Wallace and 4th (119th overall) round pick in 2003 to Carolina for DE Jay Williams
- 8/20 T Cornell Green to Tampa Bay for 7th (247th overall) round pick in 2003
- 8/22 7th (232nd overall) round pick in 2003 to Washington for QB Sage Rosenfels

2003

- 4/16 5th (154th overall) round pick in 2004 to San Diego for LB Junior Seau
- 4/25 2nd round pick in 2004 to New England for 3rd (78th overall) round pick in 2003
- 4/27 7th (226th and 247th overall) round picks in 2003 to Carolina for 6th (181st overall) round pick in 2003

- 5/27 LB Derrick Rodgers to New Orleans for a 7th (219th overall) round pick in 2004
 8/25 S Scott McGarrahan to Green Bay for conditional 7th round draft choice in 2006

2004

- 3/3 2nd (35th overall) round pick in 2005 to Philadelphia for QB A.J. Feeley
 3/18 Cornerback Jamar Fletcher and a 6th (177th overall) round pick in 2005 to San Diego for WR David Boston
 4/24 1st (20th overall) and 4th (119th overall) round picks in 2004 to Minnesota for 1st (19th overall) round pick in 2004
 4/24 3rd (87th overall) round pick to Green Bay for 4th (102nd overall) and 5th (153rd overall) picks in 2004
 4/25 5th (153rd overall) round pick in 2004 to Baltimore for 5th (160th overall) and 7th (222nd overall) picks in 2004
 4/25 6th (186th overall) and 7th (219th overall) round picks in 2004 to Atlanta for 6th (174th overall) round pick in 2004
 8/23 DE Adewale Ogunleye to Chicago for WR Marty Booker and a 3rd (70th overall) round pick in 2005
 9/5 G Brad Bedell to Green Bay for a 7th (212th overall) round pick in 2006
 9/9 3rd (66th overall) round pick in 2005 to St. Louis for RB Lamar Gordon

2005

- 4/23 CB Patrick Surtain and a 5th (138th overall) round pick in 2005 to Kansas City for 2nd (46th overall) and 5th (162nd overall) round picks in 2005
 8/4 DE Ronald Flemons to Seattle for CB Kris Richard
 8/29 LB Brendon Ayanbadejo to Chicago for TE John Owens and a 7th (233rd overall) round pick in 2006
 10/11 RB Jesse Chatman to New Orleans for a conditional draft choice.
 10/18 QB A.J. Feeley and a 6th (188th overall) round pick in 2006 to San Diego for QB Cleo Lemon

2006

- 3/15 2nd (51st overall) round pick in 2006 to Minnesota for QB Daunte Culpepper
 5/12 5th (145th overall) round pick in 2007 Detroit for QB Joey Harrington

2007

- 3/5 WR Wes Welker to New England for 2nd (60th overall) and 7th (238th overall) round picks in 2007
 4/3 K Olindo Mare to New Orleans for a 6th (199th overall) round pick in 2007
 6/6 5th (136th overall) round pick in 2008 to Kansas City for QB Trent Green
 10/16 WR Chris Chambers to San Diego for a 2nd (57th overall) round pick in 2008

2008

- 2/29 6th (167th overall) round pick in 2008 and a 6th (197th overall) round pick in 2009 to Dallas for DT Jason Ferguson and a 6th (195th overall) round pick in 2008

- 4/26 4th (100th overall) round pick in 2008 to Dallas for LB Akin Ayodele and TE Anthony Fasano
 4/26 RB Lorenzo Booker to Philadelphia for a 4th (115th overall) round pick in 2008
 4/27 3rd (64th overall) round pick in 2008 to Detroit for 3rd (66th overall) and 6th (176th overall) round picks in 2008
 4/27 4th (115th overall) and 7th (208th overall) round picks in 2008 to Chicago for 4th (110th overall) round pick in 2008
 7/20 DE Jason Taylor to Washington for 2nd (44th overall) round pick in 2009 and 7th (174) round pick in 2010
 8/20 CB Travis Daniels to Cleveland for 7th (214th overall) round pick in 2009
 8/29 QB Josh McCown to Carolina for 7th (237th overall) round pick in 2009

2009

- 3/20 7th (232nd overall) round pick in 2009 to Jacksonville for DE Tony McDaniel
 3/23 C Samson Satele and 4th (126th overall) round pick in 2009 for 4th (108th overall) and 6th (181st overall) round picks in 2009
 4/25 2nd (56th overall) round pick in 2009 to Indianapolis for 2nd (61st overall) and 5th (165th overall) round picks
 4/25 7th (237th overall) round pick in 2009 to Kansas City for 7th (212th overall) round pick in 2010
 8/23 G Andy Alleman and G Ike Ndukwe to Kansas City for 6th (173rd overall) round pick in 2010
 9/29 5th (142nd overall) round pick in 2010 to Kansas City for QB Tyler Thigpen

2010

- 4/14 2nd (43rd overall) round pick in 2010 and 2nd (46th overall) round pick in 2011 to Denver for WR Brandon Marshall
 4/16 WR Ted Ginn, Jr. to San Francisco for 5th (145th overall) round pick in 2010
 4/22 1st (12th overall), 4th (110th overall) and 6th (173rd overall) round picks to San Diego for 1st (28th overall), 2nd (40th overall), 4th (126th overall) round picks in 2010 and LB Tim Dobbins
 4/24 4th (126th overall) and 6th (179th overall) round picks in 2010 to Dallas for 4th (119th overall) round pick in 2010
 4/24 6th (174th overall) and 7th (219th overall) round picks in 2010 to Washington for 5th (163rd overall) round pick in 2010
 5/25 G Justin Smiley to Jacksonville for a 7th (218th overall) round pick in 2011
 8/26 WR Greg Camarillo to Minnesota for CB Benny Sapp
 9/4 Conditional draft choice in 2011 to Dallas for G/T Pat McCuistan

2011

- 4/29 3rd (79th overall), 5th (146th overall) and 7th (217th overall) round picks in 2011 to Washington for 2nd (62nd overall) round pick in 2011
 4/30 6th (179th overall) and 7th (218th overall) round picks in 2011 to Green Bay for 6th (174th overall) and 7th (231st overall) round picks in 2011

7/29 S Jonathon Amaya and 6th (179th overall) round pick in 2012 to New Orleans for RB Reggie Bush and 6th (196th overall) round pick in 2012

2012

3/13 WR Brandon Marshall to Chicago for 3rd (73rd overall) round pick in 2012 and 3rd round pick (82nd overall) in 2013

4/27 3rd (73rd overall) round pick in 2012 to San Diego for 3rd (78th overall) and 6th (183rd overall) round picks in 2012

4/28 4th (103rd overall) and 6th (196th overall) round picks in 2012 and 6th round pick in 2013 to San Francisco for 4th (97th overall) round pick in 2012

4/28 5th (145th overall) round pick in 2012 to Tennessee for 5th (155th overall) and 7th (227th overall) round picks in 2012

8/26 CB Vontae Davis to Indianapolis for 2nd (54th overall) and conditional round picks in 2013

8/31 G/C Ryan Cook to Dallas for 6th (224th overall) round pick in 2013

2013

4/25 1st (12th overall) and 2nd (42nd overall) round picks in 2013 to Oakland for 1st (3rd overall) round pick in 2013

4/26 WR Davone Bess, 4th (111th overall) and 7th (217th overall) round picks in 2013 to Cleveland for 4th (104th overall) and 5th (164th overall) round picks in 2013

4/26 3rd (82nd overall) round pick in 2013 to New Orleans for 4th (106th and 109th overall) round picks in 2013

4/26 4th (109th and 146th overall) and 7th (224th overall) round picks to Green Bay for 3rd (93rd overall)

10/22 7th (232nd overall) round pick in 2015 to Baltimore for T Bryant Mckinnie

2014

4/25 T Jonathan Martin to San Francisco for 7th (231st overall) round pick in 2015

5/9 2nd (50th overall) round pick in 2014 to San Diego for 2nd (57th overall) and 4th (125th overall) round picks in 2014

5/9 2nd (57th overall) round pick in 2014 to San Francisco for 2nd (63rd overall) and 5th (171st overall) round picks in 2014

5/9 3rd (81st overall) and 4th (116th overall) round picks in 2014 to Oakland for 3rd (67th overall) round pick in 2014

2015

3/13 WR Mike Wallace and 7th (232nd overall) round pick in 2015 to Minnesota for 5th (149th overall) round pick in 2015

3/13 LB Dannell Ellerbe and 3rd (78th overall) round pick in 2015 to New Orleans for WR Kenny Stills

5/1 2nd (47th overall) and 6th (191st overall) round picks in 2015 to Philadelphia for 2nd (52nd overall) and 5th (145th and 156th) round picks in 2015

9/21 CB Will Davis to Baltimore for 7th (231st overall) round pick in 2016

2016

3/9 1st (8th overall) round pick in 2016 to Philadelphia for LB Kiko Alonso, CB Byron Maxwell and 1st (13th overall) round pick in 2016

4/29 2nd (42nd overall) and 4th (107th overall) round picks in 2016 to Baltimore for 2nd (38th overall) round pick in 2016

4/29 6th (186th overall) round pick in 2016 and 3rd and 4th round picks in 2017 to Minnesota for 3rd (86th overall) round pick in 2016

4/30 5th (147th overall) round pick in 2016 to New England for 6th (196th and 204th) and 7th (250th overall) round picks in 2016

4/30 6th (196th overall) and 7th (227th overall) round picks in 2016 to Minnesota for 6th (186th overall) round pick in 2016

4/30 CB Jamar Taylor and 7th (250th overall) round pick in 2016 to Cleveland for 7th (227th overall) round pick in 2016

2017

3/9 7th (240th overall) round pick in 2017 to Jacksonville for TE Julius Thomas

3/9 T Branden Albert to Jacksonville for 7th round pick in 2018

3/10 6th (206th overall) round pick in 2017 to L.A. Rams for DE William Hayes and 7th (223rd overall) round pick in 2017

4/29 5th (166th and 184th overall) round picks in 2017 to Philadelphia for 5th (164th overall) and 6th (194th overall) round picks in 2017

4/29 7th (223rd overall) round pick in 2017 to Tampa Bay for 7th (237th overall) round pick in 2017 and 7th round pick (223rd overall) in 2018

9/19 5th (147th overall) round pick in 2018 to New Orleans for LB Stephone Anthony

10/31 RB Jay Ajayi to Philadelphia for 4th (131st overall) round pick in 2018

2018

3/14 WR Jarvis Landry to Cleveland for 4th (123rd overall) round pick in 2018 and 7th round pick in 2019

3/14 4th (111th overall) and 6th (183rd overall) round picks in 2018 to L.A. Rams for DE Robert Quinn and 6th (209th overall) round pick in 2018

3/15 7th (223rd overall) round pick to San Francisco for C Daniel Kilgore and 7th (227th overall) round pick in 2018

5/3 Conditional 7th round pick in 2019 to Detroit for DT Akeem Spence

PLAN B FREE AGENCY

(**Boldface** indicates made active roster)

1989

PLAYERS LEFT UNPROTECTED (25): FB Woody Bennett, S Glenn Blackwood, S Bud Brown, LB Bob Brudzinski, FB Tony Burse, G/C Chris Conlin, RB Joe Cribbs, LB Tony Furjanic, T Jon Giesler, LB Hugh Green, TE Bruce Hardy, S Liffort Hobbey, QB Ron Jaworski, TE Dan Johnson, LB Larry Kolic, NT Mike Lambrecht, CB Don McNeal, LB Scott Kinchen, CB Bruce Plummer, DE Chris Scott, LB Jackie Shipp, FB Chad Stark, C Dwight Stephenson, WR Jimmy Teal and CB Reyna Thompson.

PLAYERS SIGNED (11):

LB **Dave Ahrens** – signed on March 23 (from Detroit)
LB **Greg Clark** – signed on March 15 (from Chicago)
S Steve Gage – signed on February 13 (from Washington)
CB **Ernest Gibson** – signed on February 16 (from New England)
LB **E.J. Junior** – signed on February 25 (from Phoenix)
FB **Marc Logan** – signed on February 16 (from Cincinnati)
TE Jeff Markland – signed on April 1 (from Pittsburgh)
QB Brent Pease – signed on March 20 (from Houston)
RB Eric Starr – signed on March 31 (from Chicago)
DE Don Thorp – signed on April 1 (from Kansas City)
CB Bobby Watkins – signed on March 30 (from Detroit)

PLAYERS LOST (6):

FB Tony Burse – signed on April 1 (by Seattle)
QB **Ron Jaworski** – signed on April 1 (by Kansas City)
NT Mike Lambrecht – signed on March 15 (by N.Y. Giants)
CB Bruce Plummer – signed on March 31 (by Indianapolis)
LB **Jackie Shipp** – signed on March 21 (by L.A. Raiders)
CB **Reyna Thompson** – signed on March 30 (by N.Y. Giants)

1990

PLAYERS LEFT UNPROTECTED (19): LB Dave Ahrens, LB Dana Batiste, FB Tom Brown, LB Bob Brudzinski, T Louis Cheek, LB Greg Clark, DE Jackie Cline, CB Ernest Gibson, T Jon Giesler, LB Hugh Green, RB Lorenzo Hampton, TE Bruce Hardy, G Greg Johnson, CB William Judson, LB Barry Krauss, T Ronnie Lee, CB Don McNeal, QB Cliff Stoudt and G Tom Toth.

PLAYERS SIGNED (9):

CB Donnie Elder – signed on March 29 (from Tampa Bay)
CB **Kerry Glenn** – signed on March 30 (from N.Y. Jets)
LB Stacy Harvey – signed on April 1 (from Kansas City)
RB **Mark Higgs** – signed on March 31 (from Philadelphia)
S **Stevon Moore** – signed on March 31 (from N.Y. Jets)
LB **Cliff Odom** – signed on March 27 (from Indianapolis)
FB **Tony Paige** – signed on March 12 (from Detroit)
LB **Mike Reichenbach** – signed on March 30 (from Philadelphia)
DE **Karl Wilson** – signed on March 26 (from Phoenix)

PLAYERS LOST (11):

LB **Dave Ahrens** – signed on March 9 (by Seattle)
FB Tom Brown – signed on March 29 (by Washington)
T **Louis Cheek** – signed on March 29 (by Dallas)
LB Greg Clark – signed on April 1 (by Green Bay)
DE Jackie Cline – signed on March 29 (by Atlanta)
CB Ernest Gibson – signed on March 29 (by New England)
RB Lorenzo Hampton – signed on March 23 (by Denver)

G Greg Johnson – signed on March 3 (by Dallas)
CB William Judson – signed on March 29 (by Detroit)
T Ronnie Lee – signed on March 1 (by Atlanta)
G **Tom Toth** – signed on March 28 (by San Diego)

1991

PLAYERS LEFT UNPROTECTED (24): S Stefan Adams, TE Greg Baty, DE John Bosa, WR Andre Brown, G Roy Foster, LB Rick Graf, S African Grant, RB Mark Higgs, S Liffort Hobbey, WR Jim Jensen, LB E.J. Junior, TE Brian Kinchen, LB Barry Krauss, CB Paul Lankford, FB Garrett Limbrick, CB Michael McGruder, LB Cliff Odom, WR James Pruitt, LB Mike Reichenbach, WR Scott Schwedes, RB Troy Stadford, CB Rodney Thomas, CB Sean Vanhorne and DE Karl Wilson.

PLAYERS SIGNED (5):

LB **Ned Bolcar** – signed on March 26 (from Seattle)
LB **Louis Cooper** – signed on April 1 (from Kansas City)
DE Terry Price – signed on March 11 (from Chicago)
TE Eric Sievers – signed on March 18 (from New England)
RB Don Smith – signed on April 1 (from Buffalo)

PLAYERS LOST (10):

S Stefan Adams – signed on April 1 (by L.A. Raiders)
DE John Bosa – signed on March 15 (by N.Y. Jets)
G **Roy Foster** – signed on March 18 (by San Francisco)
LB **Rick Graf** – signed on March 21 (by Houston)
TE Brian Kinchen – signed on April 1 (by Green Bay)
WR James Pruitt – signed on March 31 (by Minnesota)
RB **Troy Stadford** – signed on April 1 (by Kansas City)
CB Rodney Thomas – signed on March 21 (by L.A. Rams)
CB Sean Vanhorne – signed on March 20 (by Detroit)
DE **Karl Wilson** – signed on March 5 (by L.A. Rams)

1992

PLAYERS LEFT UNPROTECTED (25): WR Fred Banks, TE Greg Baty, LB Louis Cooper, DE Donnie Gardner, CB Kerry Glenn, LB Hugh Green, LB John Grooms, S Liffort Hobbey, S Mike Iaquaniello, WR Jim Jensen, LB E.J. Junior, NT Chuck Klingbeil, CB Paul Lankford, FB Garrett Limbrick, RB Marc Logan, CB Bruce McNorton, S Stevon Moore, LB Cliff Odom, T James Parrish, DE Terry Price, CB Pat Ray, LB Mike Reichenbach, RB Don Smith, DE Pat Swoopes and WR Mike Williams.

PLAYERS SIGNED (6):

CB **Bruce Alexander** – signed on March 26 (from Detroit)
WR **Robert Clark** – signed on March 19 (from Detroit)
DE Tim Downing – signed on February 28 (from N.Y. Giants)
LB Brian Jones – signed on April 1 (from Indianapolis)
NT Gerald Nichols – signed on March 31 (from Tampa Bay)
FB **James Saxon** – signed on March 17 (from Kansas City)

PLAYERS LOST (6):

DE Donnie Gardner – signed on March 3 (by N.Y. Jets)
RB **Marc Logan** – signed on April 1 (by San Francisco)
S **Stevon Moore** – signed on March 25 (by Cleveland)
T James Parrish – signed on February 21 (by San Diego)
DE Terry Price – signed on April 1 (by San Diego)
LB Mike Reichenbach – signed on April 1 (by San Francisco)

UNRESTRICTED FREE AGENCY

(**Boldface** indicates made active roster)

1992

PLAYERS SIGNED (1):

TE Keith Jackson – signed on September 29 (from Philadelphia)

1993

PLAYERS SIGNED (4):

FB Keith Byars – signed on July 15 (from Philadelphia)
DT Mike Golic – signed on June 8 (from Philadelphia)
T Ron Heller – signed on April 20 (from Philadelphia)
WR Mark Ingram – signed on March 18 (from N.Y. Giants)

PLAYERS LOST (4):

WR Mark Clayton – signed on June 4 (by Green Bay)
TE Ferrell Edmunds – signed on March 12 (by Seattle)
G Harry Galbreath – signed on March 23 (by Green Bay)
QB Scott Secules – signed on March 22 (by New England)

1994

PLAYERS SIGNED (5):

P Jim Arnold – signed on April 25 (from Detroit)
S Gene Atkins – signed on February 18 (from New Orleans)
CB Tyrone Braxton – signed on May 13 (from Denver)
QB Bernie Kosar – signed on April 13 (from Dallas)
S Michael Stewart – signed on March 9 (from L.A. Rams)

PLAYERS LOST (5):

DE David Griggs – signed on March 24 (by San Diego)
DE Jeff Hunter – signed on April 25 (by Tampa Bay)
QB Scott Mitchell – signed on March 6 (by Detroit)
S Louis Oliver – signed on March 15 (by Cincinnati)
C Jeff Uhlenhake – signed on April 23 (by New Orleans)

1995

PLAYERS SIGNED (3):

TE Eric Green – signed on March 10 (from Pittsburgh)
WR Randal Hill – signed on March 7 (from Arizona)
QB Dan McGwire – signed on April 24 (from Seattle)

PLAYERS LOST (6):

RB Aaron Craver – signed on March 10 (by Denver)
C Jeff Dellenbach – signed on March 8 (by New England)
RB Cleveland Gary – signed on May 8 (by St. Louis)
S Chris Green – signed on June 5 (by Buffalo)
RB James Saxon – signed on June 19 (by Kansas City)
DT Craig Veasey – signed on June 2 (by Houston)

1996

PLAYERS SIGNED (6):

CB Robert Bailey – signed on March 7 (from Dallas)
WR Fred Barnett – signed on March 12 (from Philadelphia)
QB Mike Buck – signed on April 11 (from Arizona)
C Cal Dixon – signed on April 16 (from N.Y. Jets)
WR Charles Jordan – signed on March 13 (from Green Bay)
DE Daniel Stubbs – signed on April 4 (from Philadelphia)

PLAYERS LOST (4):

DE Marco Coleman – signed on March 7 (by San Diego)
LB Bryan Cox – signed on February 22 (by Chicago)
WR Irving Fryar – signed on March 19 (by Philadelphia)
CB Troy Vincent – signed on March 2 (by Philadelphia)

1997

PLAYERS SIGNED (4):

WR Lawrence Dawsey – signed on March 24 (from N.Y. Giants)
S Corey Harris – signed on March 17 (from Seattle)
TE Walter Reeves – signed on March 21 (from San Diego)
S George Teague – signed on March 20 (from Dallas)

PLAYERS LOST (1):

WR Randal Hill – signed on May 28 (by New Orleans)

1998

PLAYERS SIGNED (2):

G Kevin Donnalley – signed on February 17 (from Tennessee)
S Brock Marion – signed on March 3 (from Dallas)

PLAYERS LOST (3):

WR Qadry Ismail – signed on March 3 (by New Orleans)
G Everett McIver – signed on February 23 (by Dallas)
FB Roosevelt Potts – signed on February 26 (by Baltimore)

1999

PLAYERS SIGNED (4):

TE Hunter Goodwin – signed to offer sheet as a restricted free agent on April 8 (Minnesota declined to match offer sheet on April 9)
CB Greg Jeffries – signed on February 18 (from Detroit)
DE Rich Owens – signed on March 16 (from Washington)
FB Roosevelt Potts – signed on April 1 (from Baltimore)

PLAYERS LOST (2):

TE Frank Wainright – signed on February 26 (by Baltimore)
P Klaus Wilmsmeyer – signed on April 1 (by Carolina)

2000

PLAYERS SIGNED (4):

QB Jay Fiedler – signed on February 17 (from Jacksonville)
LB Scott Galyon – signed on February 29 (from N.Y. Giants)
G Heath Irwin – signed on February 29 (from New England)
S Brian Walker – signed on February 16 (from Seattle)

PLAYERS LOST (3):

P Tom Hutton – signed on May 16 (by Green Bay)
FB Stanley Pritchett – signed on March 14 (by Philadelphia)
S Shawn Wooden – signed on March 10 (by Chicago)

2001

PLAYERS SIGNED (6):

CB Terry Cousin – signed on March 15 (from Atlanta)
QB Ray Lucas – signed offer sheet on March 9 (from N.Y. Jets). Jets declined to match offer sheet on March 16
WR James McKnight – signed on March 16 (from Dallas)
G Todd Perry – signed on March 3 (from Chicago)
T Marcus Spriggs – signed on April 19 (from Buffalo)
WR Dedic Ward – signed on April 18 (from N.Y. Jets)

PLAYERS LOST (7):

DE Trace Armstrong – signed on March 5 (by Oakland)
G Kevin Donnalley – signed on March 16 (by Carolina)
WR Bert Emanuel – signed on March 30 (by New England)
LB Larry Izzo – signed on March 6 (by New England)
DE Rich Owens – signed on April 9 (by Kansas City)

CB Terrance Shaw – signed on March 23 (by New England)
T Richmond Webb – signed on April 30 (by Cincinnati)

2002

PLAYERS SIGNED (1):

DT Larry Chester – signed on March 5 (from Carolina)

PLAYERS LOST (7):

DE Lorenzo Bromell – signed on April 12 (by Minnesota)
CB Terry Cousin – signed on March 19 (by Carolina)
T Spencer Folau – signed on April 12 (by New Orleans)
DE Kenny Mixon – signed on March 12 (by Minnesota)
RB Lamar Smith – signed on March 25 (by Carolina)
P Matt Turk – signed on April 22 (by N.Y. Jets)
S Brian Walker – signed on March 5 (by Detroit)

2003

PLAYERS SIGNED (6):

TE Marco Battaglia – signed on March 25 (from Pittsburgh)
CB Terrell Buckley – signed on March 13 (from New England)
S Sammy Knight – signed on May 13 (from New Orleans)
KR Charlie Rogers – signed on April 11 (from Buffalo)
WR Derrius Thompson – signed on March 8 (from Washington)
DT Jeff Zgonina – signed on March 31 (from St. Louis)

PLAYERS LOST (2):

TE Desmond Clark – signed on March 3 (by Chicago)
DT Jermaine Haley – signed offer sheet on April 18 (by Washington). Dolphins declined to match offer sheet on April 25

CB Paul Miranda – signed on June 3 (by Oakland)
T Brent Smith – signed on May 6 (by N.Y. Jets)
T Marcus Spriggs – signed on June 3 (by Green Bay)
TE Jed Weaver – signed on March 14 (by San Francisco)

2004

PLAYERS SIGNED (9):

x-S Chris Akins – signed on March 5 (from New England)
S Antuan Edwards – signed on April 12 (from Green Bay)
CB Reggie Howard – signed on March 5 (from Carolina)
G Jeno James – signed on March 5 (from Carolina)
TE John Jones – signed on March 29 (from Baltimore)
T Damion McIntosh – signed on March 16 (from San Diego)
RB Sammy Morris – signed on March 12 (from Buffalo)
T John St. Clair – signed on March 12 (from St. Louis)
WR Terrence Wilkins – signed on March 16 (from Indianapolis)

x - Injured Reserve in '04

PLAYERS LOST (4):

FB Obafemi Ayanbadejo – signed on March 6 (by Arizona)
CB Terrell Buckley – signed on June 8 (by New England)
LB Tommy Hendricks – signed on March 8 (by Jacksonville)
T Todd Wade – signed on March 4 (by Houston)

2005

PLAYERS SIGNED (6):

T Damion Cook – signed on March 21 (from Cleveland)
FB Heath Evans – signed on March 17 (from Seattle)
QB Gus Frerotte – signed on March 17 (from Minnesota)
T Stockar McDougle – signed on March 15 (from Detroit)
LB Donnie Spragan – signed on March 11 (from Denver)
S Travares Tillman – signed on March 4 (from Carolina)

PLAYERS LOST (3):

LB Morlon Greenwood – signed on March 3 (by Houston)
S Sammy Knight – signed on March 11 (by Kansas City)
DT Bryan Robinson – signed on March 14 (by Cincinnati)

2006

PLAYERS SIGNED (11):

CB Will Allen – signed on March 20 (from N.Y. Giants)
FB Fred Beasley – signed on March 27 (from San Francisco)
S Deke Cooper – signed on April 5 (from Jacksonville)
CB André Goodman – signed on March 13 (from Detroit)
TE Keith Heinrich – signed on May 15 (from Cleveland)
DB Renaldo Hill – signed on March 17 (from Oakland)
LB Sedrick Hodge – signed on March 13 (from New Orleans)
LB Keith Newman – signed on May 15 (from Minnesota)
T Mike Pearson – signed on May 1 (from Jacksonville)
TE Justin Peelle – signed on March 20 (from San Diego)
T L.J. Shelton – signed on March 13 (from Cleveland)

PLAYERS LOST (4):

WR Bryan Gilmore – signed on March 14 (by San Francisco)
T Stockar McDougle – signed on March 16 (by Jacksonville)
QB Sage Rosenfels – signed on March 12 (by Houston)
CB Kiwaukee Thomas – signed on April 5 (by Buffalo)

2007

PLAYERS SIGNED (6):

K Jay Feely – signed on March 8 (from N.Y. Giants)
WR Az-Zahir Hakim – signed on March 22 (from San Diego)
G Chris Liwienski – signed on March 22 (from Arizona)
TE David Martin – signed on March 5 (from Green Bay)
FB Cory Schlesinger – signed on March 15 (from Detroit)
S Cameron Worrell – signed on March 8 (from Chicago)

PLAYERS LOST (7):

FB Darian Barnes – signed on March 8 (by N.Y. Jets)
DE David Bowens – signed on April 2 (by N.Y. Jets)
G Toniu Fonoti – signed on March 15 (by Atlanta)
T Damion McIntosh – signed on March 3 (by Kansas City)
RB Travis Minor – signed on March 9 (by St. Louis)
RB Sammy Morris – signed on March 3 (by New England)
DT Jeff Zgonina – signed on March 15 (by Houston)

2008

PLAYERS SIGNED (10):

LB Charlie Anderson – signed on March 1 (from Houston)
S Chris Crocker – signed on March 31 (from Atlanta)
S Keith Davis – signed on March 11 (from Dallas)
CB Nathan Jones – signed on March 14 (from Dallas)
QB Josh McCown – signed on March 1 (from Oakland)
TE Sean Ryan – signed on February 29 (from N.Y. Jets)
G Justin Smiley – signed on March 1 (from San Francisco)
DE Randy Starks – signed on March 1 (from Tennessee)
LB Reggie Torbor – signed on March 1 (from N.Y. Giants)
WR Ernest Wilford – signed on February 29 (from Jacksonville)

PLAYERS LOST (4):

RB Jesse Chatham – signed on March 11 (by N.Y. Jets)
G Rex Hadnot – signed on March 11 (by Cleveland)
QB Cleo Lemon – signed on March 1 (by Jacksonville)
LB Derrick Pope – signed on March 14 (by Minnesota)

2009

PLAYERS SIGNED (3):

G Joe Berger – signed on February 27 (from Dallas)
C Jake Grove – signed on March 3 (from Oakland)
CB Eric Green – signed on March 12 (from Arizona)

PLAYERS LOST (3):

CB André Goodman – signed on March 1 (by Denver)
CB Renaldo Hill – signed on February 27 (by Denver)
C Al Johnson – signed on March 16 (by New England)

2010

PLAYERS SIGNED (2):

LB Karlos Dansby – signed on March 5 (from Arizona)
G Richie Incognito – signed on March 17 (from Buffalo)

PLAYERS LOST (2):

CB Nate Jones – signed on March 6 (by Denver)
LB Jason Taylor – signed on April 20 (by N.Y. Jets)

2011

PLAYERS SIGNED (5):

LB Kevin Burnett – signed on July 30 (from San Diego)
DT Ronald Fields – signed on July 31 (from Denver)
QB Matt Moore – signed on July 29 (from Carolina)
LB Jason Trusnik – signed on July 29 (from Cleveland)
T Ray Willis – signed on August 6 (from Seattle)

PLAYERS LOST (4):

RB Ronnie Brown – signed on August 2 (by Philadelphia)
T Pat McCuistan – signed on August 8 (by Tennessee)
QB Tyler Thigpen – signed on July 29 (by Buffalo)
RB Ricky Williams – signed on August 8 (by Baltimore)

2012

PLAYERS SIGNED (6):

LB Gary Guyton - signed on April 17 (from New England)
T Artis Hicks - signed on March 16 (from Cleveland)
S Tyrell Johnson - signed on April 5 (from Minnesota)
CB Richard Marshall - signed on March 15 (from Arizona)
WR Legedu Naanee - signed on April 17 (from Carolina)
LB Jamaal Westerman - signed on March 20 (from N.Y. Jets)

PLAYERS LOST (5):

CB Will Allen - signed on March 21 (by New England)
S Yermiah Bell - signed on May 18 (by N.Y. Jets)
QB Chad Henne - signed on March 15 (by Jacksonville)
DE Kendall Langford - signed on March 17 (by St. Louis)
LB Marvin Mitchell - signed on April 17 (by Minnesota)

2013

PLAYERS SIGNED (8):

LB Dannell Ellerbe - signed on March 13 (from Baltimore)
WR Brandon Gibson - signed on March 15 (from St. Louis)
TE Dustin Keller - signed on March 15 (from N.Y. Jets)
G Lance Louis - signed on March 27 (from Chicago)
WR Mike Wallace - signed on March 12 (from Pittsburgh)
LB Philip Wheeler - signed on March 13 (from Oakland)
DT Vaughn Martin - signed on March 28 (from San Diego)
CB Brent Grimes - signed on March 30 (from Atlanta)

PLAYERS LOST (6):

RB Reggie Bush - signed on March 13 (by Detroit)
TE Anthony Fasano - signed on March 13 (by Kansas City)
K Nate Kaeding - signed on April 2 (by Tampa Bay)
T Jake Long - signed on March 17 (by St. Louis)
DT Tony McDaniel - signed by March 28 (by Seattle)
CB Sean Smith - signed on March 14 (by Kansas City)

2014

PLAYERS SIGNED (6):

T Brandon Albert - signed on March 12 (from Kansas City)
T Jason Fox - signed on April 2 (from Detroit)
DT Earl Mitchell - signed on March 12 (from Houston)
RB Knowshon Moreno - signed on March 28 (from Denver)
G Shelley Smith - signed on March 18 (from St. Louis)
WR Damian Williams - signed on April 11 (from Tennessee)

PLAYERS LOST (6):

CB Nolan Carroll - signed on March 13 (by Philadelphia)
S Chris Clemons - signed on March 28 (by Houston)
G John Jerry - signed on March 21 (by NY Giants)
CB Christopher Owens - signed on March 21 (by Kansas City)
DT Paul Soliai - signed on March 11 (by Atlanta)
LB Austin Spitzer - signed on June 20 (by Baltimore)

2015

PLAYERS SIGNED (8):

CB Zack Bowman - signed on April 13 (from Chicago)
TE Jordan Cameron - signed on March 12 (from Cleveland)
G/T Jeff Linkenbach - signed on April 22 (from Kansas City)
CB Brice McCain - signed on March 11 (from Pittsburgh)
C/G Jacques McClendon - signed on April 22 (from Jacksonville)
DT C.J. Mosley - signed on June 10 (from Detroit)
LB Spencer Paysinger - signed on April 2 (from N.Y. Giants)
DT Ndamukong Suh - signed on March 11 (from Detroit)

PLAYERS LOST (5):

TE Charles Clay - signed on March 18 (by Buffalo)
DT Jared Odrick - signed on March 11 (by Jacksonville)
RB Daniel Thomas - signed on June 18 (by Chicago)
LB Jason Trusnik - signed on March 31 (by Carolina)
CB/S Jimmy Wilson - signed on March 13 (by San Diego)

2016

PLAYERS SIGNED (3):

S Isa Abdul-Quddus - signed March 11 (from Detroit)
DE Andre Branch - signed on March 16 (from Jacksonville)
T Sam Young - signed on March 11 (from Jacksonville)

PLAYERS LOST (4):

WR Rishard Matthews - signed on March 10 (by Tennessee)
RB Lamar Miller - signed on March 10 (by Houston)
DE Derrick Shelby - signed on March 10 (by Atlanta)
DE Olivier Vernon - signed on March 10 (by N.Y. Giants)

2017

PLAYERS SIGNED (5):

S Nate Allen - signed on March 10 (from Oakland)
TE Anthony Fasano - signed on March 9 (from Tennessee)
C/G Ted Larsen - signed on March 10 (from Chicago)
S T.J. McDonald - signed on March 31 (from L.A. Rams)
LB Lawrence Timmons - signed on March 10 (from Pittsburgh)

PLAYERS LOST (3):

LB Jelani Jenkins - signed on March 20 (by Oakland)
TE Dion Sims - signed on March 10 (by Chicago)
QB T.J. Yates - signed on April 10 (by Buffalo)

2018

PLAYERS SIGNED (6):

WR Danny Amendola - signed on March 15 (from New England)
LB Terence Garvin - signed on April 11 (from Seattle)
RB Frank Gore - signed on March 23 (from Indianapolis)
QB Brock Osweiler - signed on March 23 (from Denver)
G Josh Sitton - signed on March 16 (from Chicago)
WR Albert Wilson - signed on March 15 (from Kansas City)

PLAYERS LOST (5):

G/T Jermon Bushrod - signed on March 20 (by New Orleans)
DE Terrence Fede - signed on April 4 (by Buffalo)
K Cody Parkey - signed on March 14 (by Chicago)
S Michael Thomas - signed on March 26 (by N.Y. Giants)
RB Damien Williams - signed on March 22 (by Kansas City)

2018 NFL REGULAR SEASON SCHEDULE

National Football League
345 Park Avenue, New York, NY 10154
Phone: 212-450-2000

AMERICAN CONFERENCE

EAST

Buffalo
Miami
New England
N.Y. Jets

SOUTH

Houston
Indianapolis
Jacksonville
Tennessee

NORTH

Baltimore
Cincinnati
Cleveland
Pittsburgh

WEST

Denver
Kansas City
L.A. Chargers
Oakland

NATIONAL CONFERENCE

EAST

Dallas
N.Y. Giants
Philadelphia
Washington

SOUTH

Atlanta
Carolina
New Orleans
Tampa Bay

NORTH

Chicago
Detroit
Green Bay
Minnesota

WEST

Arizona
L.A. Rams
San Francisco
Seattle

2018 NFL Schedule

(All times Eastern)

THURSDAY, SEPTEMBER 6

Atlanta at Philadelphia 8:20

SUNDAY, SEPTEMBER 9

Buffalo at Baltimore 1:00
Pittsburgh at Cleveland 1:00
Cincinnati at Indianapolis 1:00
Tennessee at Miami 1:00
San Francisco at Minnesota 1:00
Houston at New England 1:00
Tampa Bay at New Orleans 1:00
Jacksonville at N.Y. Giants 1:00
Kansas City at L.A. Chargers 4:05
Washington at Arizona 4:25
Dallas at Carolina 4:25
Seattle at Denver 4:25
Chicago at Green Bay 8:20

MONDAY, SEPTEMBER 10

N.Y. Jets at Detroit 7:10
L.A. Rams at Oakland 10:20

THURSDAY, SEPTEMBER 13

Baltimore at Cincinnati 8:20

SUNDAY, SEPTEMBER 16

Carolina at Atlanta 1:00
L.A. Chargers at Buffalo 1:00
Minnesota at Green Bay 1:00
Cleveland at New Orleans 1:00
Miami at N.Y. Jets 1:00
Kansas City at Pittsburgh 1:00
Philadelphia at Tampa Bay 1:00
Houston at Tennessee 1:00
Indianapolis at Washington 1:00
Arizona at L.A. Rams 4:05
Detroit at San Francisco 4:05
Oakland at Denver 4:25
New England at Jacksonville 4:25
N.Y. Giants at Dallas 8:20

MONDAY, SEPTEMBER 17

Seattle at Chicago 8:15

THURSDAY, SEPTEMBER 20

N.Y. Jets at Cleveland 8:20

SUNDAY, SEPTEMBER 23

New Orleans at Atlanta 1:00
Denver at Baltimore 1:00

Cincinnati at Carolina 1:00
N.Y. Giants at Houston 1:00
Tennessee at Jacksonville 1:00
San Francisco at Kansas City 1:00
Oakland at Miami 1:00
Buffalo at Minnesota 1:00
Indianapolis at Philadelphia 1:00
Green Bay at Washington 1:00
L.A. Chargers at L.A. Rams 4:05
Chicago at Arizona 4:25
Dallas at Seattle 4:25
New England at Detroit 8:20

MONDAY, SEPTEMBER 24

Pittsburgh at Tampa Bay 8:15

THURSDAY, SEPTEMBER 27

(Byes: Carolina, Washington)

Minnesota at L.A. Rams 8:20

SUNDAY, SEPTEMBER 30

Cincinnati at Atlanta 1:00
Tampa Bay at Chicago 1:00
Detroit at Dallas 1:00
Buffalo at Green Bay 1:00
Houston at Indianapolis 1:00
N.Y. Jets at Jacksonville 1:00
Miami at New England 1:00
Philadelphia at Tennessee 1:00
Seattle at Arizona 4:05
Cleveland at Oakland 4:05
San Francisco at L.A. Chargers 4:25
New Orleans at N.Y. Giants 4:25
Baltimore at Pittsburgh 8:20

MONDAY, OCTOBER 1

Kansas City at Denver 8:15

THURSDAY, OCTOBER 4

(Byes: Chicago, Tampa Bay)

Indianapolis at New England 8:20

SUNDAY, OCTOBER 7

Tennessee at Buffalo 1:00
N.Y. Giants at Carolina 1:00
Miami at Cincinnati 1:00
Baltimore at Cleveland 1:00
Green Bay at Detroit 1:00
Jacksonville at Kansas City 1:00
Denver at N.Y. Jets 1:00
Atlanta at Pittsburgh 1:00

Oakland at L.A. Chargers 4:05
Minnesota at Philadelphia 4:25
Arizona at San Francisco 4:25
L.A. Rams at Seattle 4:25
Dallas at Houston* 8:20

MONDAY, OCTOBER 8

Washington at New Orleans 8:15

THURSDAY, OCTOBER 11

(Byes: Detroit, New Orleans)

Philadelphia at N.Y. Giants 8:20

SUNDAY, OCTOBER 14

Tampa Bay at Atlanta 1:00
Pittsburgh at Cincinnati 1:00
L.A. Chargers at Cleveland 1:00
Buffalo at Houston 1:00
Chicago at Miami 1:00
Arizona at Minnesota 1:00
Indianapolis at N.Y. Jets 1:00
Seattle at Oakland (London) 1:00
Carolina at Washington 1:00
L.A. Rams at Denver 4:05
Jacksonville at Dallas 4:25
Baltimore at Tennessee 4:25
Kansas City at New England* 8:20

MONDAY, OCTOBER 15

San Francisco at Green Bay 8:15

THURSDAY, OCTOBER 18

(Byes: Green Bay, Oakland, Pittsburgh, Seattle)

Denver at Arizona 8:20

SUNDAY, OCTOBER 21

Tenn. at L.A. Chargers (London) 9:30
New England at Chicago 1:00
Buffalo at Indianapolis 1:00
Houston at Jacksonville 1:00
Cincinnati at Kansas City 1:00
Detroit at Miami 1:00
Minnesota at N.Y. Jets 1:00
Carolina at Philadelphia 1:00
Cleveland at Tampa Bay 1:00
New Orleans at Baltimore 4:05
Dallas at Washington 4:25
L.A. Rams at San Francisco* 8:20

MONDAY, OCTOBER 22

N.Y. Giants at Atlanta 8:15

THURSDAY, OCTOBER 25
 (Byes: Atlanta, Dallas, L.A. Chargers, Tennessee)
 Miami at Houston 8:20

SUNDAY, OCTOBER 28
 Philadelphia at Jacksonville (London) 9:30
 Baltimore at Carolina 1:00
 N.Y. Jets at Chicago 1:00
 Tampa Bay at Cincinnati 1:00
 Seattle at Detroit 1:00
 Denver at Kansas City 1:00
 Washington at N.Y. Giants 1:00
 Cleveland at Pittsburgh 1:00
 Indianapolis at Oakland 4:05
 San Francisco at Arizona 4:25
 Green Bay at L.A. Rams 4:25
 New Orleans at Minnesota* 8:20

MONDAY, OCTOBER 29
 New England at Buffalo 8:15

THURSDAY, NOVEMBER 1
 (Byes: Arizona, Cincinnati, Indianapolis, Jacksonville, N.Y. Giants, Philadelphia)
 Oakland at San Francisco 8:20

SUNDAY, NOVEMBER 4
 Pittsburgh at Baltimore 1:00
 Chicago at Buffalo 1:00
 Tampa Bay at Carolina 1:00
 Kansas City at Cleveland 1:00
 N.Y. Jets at Miami 1:00
 Detroit at Minnesota 1:00
 Atlanta at Washington 1:00
 Houston at Denver 4:05
 L.A. Chargers at Seattle 4:05
 L.A. Rams at New Orleans 4:25
 Green Bay at New England* 8:20

MONDAY, NOVEMBER 5
 Tennessee at Dallas 8:15

THURSDAY, NOVEMBER 8
 (Byes: Baltimore, Denver, Houston, Minnesota)
 Carolina at Pittsburgh 8:20

SUNDAY, NOVEMBER 11
 Detroit at Chicago 1:00
 New Orleans at Cincinnati 1:00
 Atlanta at Cleveland 1:00
 Miami at Green Bay 1:00
 Jacksonville at Indianapolis 1:00
 Arizona at Kansas City 1:00
 Buffalo at N.Y. Jets 1:00
 Washington at Tampa Bay 1:00
 New England at Tennessee 1:00
 L.A. Chargers at Oakland 4:05
 Seattle at L.A. Rams 4:25
 N.Y. Giants at San Francisco 8:15

MONDAY, NOVEMBER 12
 N.Y. Giants at San Francisco 8:15

THURSDAY, NOVEMBER 14
 (Byes: Buffalo, Cleveland, Miami, New England, N.Y. Jets, San Francisco)
 Green Bay at Seattle 8:20

SUNDAY, NOVEMBER 18
 Dallas at Atlanta 1:00
 Cincinnati at Baltimore 1:00
 Minnesota at Chicago 1:00

Carolina at Detroit 1:00
 Tennessee at Indianapolis 1:00
 Philadelphia at New Orleans 1:00
 Tampa Bay at N.Y. Giants 1:00
 Houston at Washington 1:00
 Oakland at Arizona 4:05
 Denver at L.A. Chargers 4:05
 Pittsburgh at Jacksonville* 8:20

MONDAY, NOVEMBER 19
 Kansas City at L.A. Rams (Mexico City) 8:15

THURSDAY, NOVEMBER 22
 (Byes: Kansas City, L.A. Rams)
 Chicago at Detroit 12:30
 Washington at Dallas 4:30
 Atlanta at New Orleans 8:20

SUNDAY, NOVEMBER 25
 Oakland at Baltimore 1:00
 Jacksonville at Buffalo 1:00
 Seattle at Carolina 1:00
 Cleveland at Cincinnati 1:00
 Miami at Indianapolis 1:00
 New England at N.Y. Jets 1:00
 N.Y. Giants at Philadelphia 1:00
 San Francisco at Tampa Bay 1:00
 Arizona at L.A. Chargers 4:05
 Pittsburgh at Denver 4:25
 Green Bay at Minnesota* 8:20

MONDAY, NOVEMBER 26
 Tennessee at Houston 8:15

THURSDAY, NOVEMBER 29
 New Orleans at Dallas 8:20

SUNDAY, DECEMBER 2
 Baltimore at Atlanta 1:00
 Denver at Cincinnati 1:00
 L.A. Rams at Detroit 1:00
 Arizona at Green Bay 1:00
 Cleveland at Houston 1:00
 Indianapolis at Jacksonville 1:00
 Buffalo at Miami 1:00
 Chicago at N.Y. Giants 1:00
 L.A. Chargers at Pittsburgh 1:00
 Carolina at Tampa Bay 1:00
 Kansas City at Oakland 4:05
 N.Y. Jets at Tennessee 4:05
 Minnesota at New England 4:25
 San Francisco at Seattle* 8:20

MONDAY, DECEMBER 3
 Washington at Philadelphia 8:15

THURSDAY, DECEMBER 6
 Jacksonville at Tennessee 8:20

SUNDAY, DECEMBER 9
 N.Y. Jets at Buffalo 1:00
 L.A. Rams at Chicago 1:00
 Carolina at Cleveland 1:00
 Atlanta at Green Bay 1:00
 Indianapolis at Houston 1:00
 Baltimore at Kansas City 1:00
 New England at Miami 1:00
 New Orleans at Tampa Bay 1:00
 N.Y. Giants at Washington 1:00
 Cincinnati at L.A. Chargers 4:05
 Denver at San Francisco 4:05
 Detroit at Arizona 4:25
 Philadelphia at Dallas 4:25

Pittsburgh at Oakland* 8:20

MONDAY, DECEMBER 10
 Minnesota at Seattle 8:15

THURSDAY, DECEMBER 13
 L.A. Chargers at Kansas City 8:20

SATURDAY, DECEMBER 15
 Houston at N.Y. Jets 4:30 or 8:20
 Cleveland at Denver 4:30 or 8:20

SUNDAY, DECEMBER 16
 Arizona at Atlanta 1:00
 Tampa Bay at Baltimore 1:00
 Detroit at Buffalo 1:00
 Green Bay at Chicago 1:00
 Oakland at Cincinnati 1:00
 Dallas at Indianapolis 1:00
 Washington at Jacksonville 1:00
 Miami at Minnesota 1:00
 Tennessee at N.Y. Giants 1:00
 Seattle at San Francisco 4:05
 New England at Pittsburgh 4:25
 Philadelphia at L.A. Rams* 8:20

MONDAY, DECEMBER 17
 New Orleans at Carolina 8:15

SATURDAY, DECEMBER 22
 TBD TBD 4:30
 TBD TBD 8:20
 N.Y. Giants at Indianapolis TBD
 Baltimore at L.A. Chargers TBD
 Jacksonville at Miami TBD
 Washington at Tennessee TBD

SUNDAY, DECEMBER 23
 Atlanta at Carolina 1:00
 Cincinnati at Cleveland 1:00
 Tampa Bay at Dallas 1:00
 Minnesota at Detroit 1:00
 Buffalo at New England 1:00
 Green Bay at N.Y. Jets 1:00
 Houston at Philadelphia 1:00
 L.A. Rams at Arizona 4:05
 Chicago at San Francisco 4:05
 Pittsburgh at New Orleans 4:25
 Kansas City at Seattle* 8:20

MONDAY, DECEMBER 24
 Denver at Oakland 8:15

SUNDAY, DECEMBER 30
 Cleveland at Baltimore 1:00
 Miami at Buffalo 1:00
 Detroit at Green Bay 1:00
 Jacksonville at Houston 1:00
 Oakland at Kansas City 1:00
 Chicago at Minnesota 1:00
 N.Y. Jets at New England 1:00
 Carolina at New Orleans 1:00
 Dallas at N.Y. Giants 1:00
 Cincinnati at Pittsburgh 1:00
 Atlanta at Tampa Bay 1:00
 Indianapolis at Tennessee 1:00
 Philadelphia at Washington 1:00
 L.A. Chargers at Denver 4:25
 San Francisco at L.A. Rams 4:25
 Arizona at Seattle 4:25

* - Sunday night games in Weeks 5-16 subject to change

MIAMI DOLPHINS CONTENT

The Miami Dolphins social-first content strategy delivers engaging content to fans on Dolphins.com, the Dolphins mobile app, Facebook, Instagram, Twitter, Snapchat and YouTube. Content franchises were curated entirely in house through the Dolphins' creative agency that originates and produces all original content. These platforms feature behind-the-scenes stories, rich video content, weekly chats, podcasts and film breakdowns through the team's extensive video library. The approach continues the organization's strategy to deliver compelling content to fans in ways in which they like to consume it as well as giving the fans a voice through interactive access.

Fans across the globe are able to consume Dolphins information through a wide variety of programming including:



- **"Dolphins Daily"** is a one-of-a-kind daily video series highlighting the top Dolphins news and events of the day. It's posted year-round Monday through Friday and distributed cross-platform on Facebook, Twitter, YouTube, Dolphins.com and the Dolphins mobile app.
- **"The Audible"** is a weekly podcast featuring Dolphins news and commentary hosted by Dolphins legend Kim Bokamper. The 35- to 45-minute segments run once a week year-round and is distributed on Facebook, Twitter, YouTube, Dolphins.com, the Dolphins mobile app, iTunes podcast and Dolphins Game Day Radio. "The Audible" features unique perspectives on the team with long-form conversations, interviews and social media interaction where fans have the ability to ask questions and take part in the discussion.
- **"Cup of Joe"** is a game day preview with Dolphins alumnus and voice of the Miami Dolphins Joe Rose. It is shot on location from a Dolphins game and streamed live on Facebook and Twitter.
- **"FinStory"** is a personal, often touching story that makes up the Dolphins family, from players, coaches, alumni, cheerleaders, staff to fans and community stakeholders.
- **"Game Day Quick Hits"** are short videos designed to engage Dolphins fans on game weekend and around the franchise's important initiatives. The 15- to 30-second content is produced and distributed cross-platform on Facebook and Twitter in the days leading up to the event as well as throughout the event.
- **"The Grind"** chronicles the Dolphins from the field to the front office, with interviews and behind-the-scenes access. The content is distributed cross-platform on Facebook, Twitter, YouTube, Dolphins.com and the Dolphins mobile app.
- **"The Journey"** is an aggregation of user generated content via social media platforms to share the fan's experience of the football season. Displayed are the highs and lows of the fans, as told by the fans. The multi-part series features fans' social clips from the stadium, road trips, their living rooms, and anywhere Dolphins fans are found.
- **"Dolphins International"** is a weekly program geared toward Hispanic fans and highlights the organization's news of the week. The content is distributed cross-platform on Facebook, Twitter, Dolphins.com and the Dolphins mobile app.
- **"Madison Avenue"** is an up-close and personal lifestyle content series hosted by Miami Dolphins legend Sam Madison and featuring celebrity guests. The multi-part video series varies in length and is distributed cross-platform on Facebook, Twitter, YouTube, Dolphins.com and the Dolphins mobile app.
- **"AC in the AM"** offers opinions and analysis on everything Dolphins related by Andy Cohen, who is in his 38th season covering the team. The written content is posted Monday through Fridays at 6 a.m. throughout the season on Dolphins.com.
- **"3 Takeaways"** is an analysis article written by John Congemi as the former quarterback shares three thoughts following Dolphins practices and games on Dolphins.com.
- **"Top News"** is a written roundup of all the pertinent news and developments involving the team by Alain Poupart on Dolphins.com.

- **“Dolphins Live”** are interviews and behind-the scenes access with the Dolphins from the football field to the front office and is distributed cross-platform on Facebook, Twitter, Dolphins.com and the Dolphins mobile app.
- **“High School Football Live”** is a live pregame show that airs 30 minutes before marquee South Florida high school football games. The show is hosted by Kim Bokamper and Joe Rose and can be seen on Facebook Watch.
- **“The Life”** is a peek into the off-camera moments of a Dolphins player. Insightful and personal, “The Life” showcases the interests of players from the mundane to the extravagant. This docu-style series is shot vertically for a full screen mobile experience and is distributed on Facebook, Twitter, Dolphins.com and the Dolphins mobile app.
- **Dolphins 1-on-1 Interviews** with players are conducted by John Congemi from the Baptist Health Training Facility that only team access can provide. Interviews are available on Facebook, Twitter, Dolphins.com and the Dolphins mobile app.
- **Dolphins Music Videos** are a music and football combination which creates a juxtaposition of beautiful songs and dynamic footage and are consumable on Facebook, Twitter and Instagram.
- **“Sound Bites”** are the best sound clips of players and coaches from the podium along with “I Said It,” an article written by Alain Poupart expanding on these best quotes.

DOLPHINS ON THE AIR

DOLPHINS RADIO NETWORK



On May 19, 2016, the Miami Dolphins announced a multi-year radio broadcast rights partnership with Miami’s Sportsradio 560 WQAM, with the station becoming the official English flagship radio partner of the franchise. In addition, all Dolphins games are simulcast on KISS 99.9 FM “South Florida’s NEW Country” and feature expanded pre-, halftime and postgame shows. The games also can be heard on Dolphins.com and throughout South and Central Florida on a variety of stations that make up the Miami Dolphins Radio Network.

The Dolphins previously had their games broadcast on Miami’s Sportsradio 560 WQAM during the 1997-2004 and 2007-09 seasons.

As part of the agreement, Sportsradio 560 WQAM has the English radio broadcast rights for all preseason, regular season and playoff games. Dolphins fans who tune into Miami’s Sportsradio 560 WQAM have the opportunity to listen to live broadcasts of Head Coach Adam Gase’s day-after-game press conferences and “Dolphins Friday,” a day of Dolphins-centric content on the station featuring interviews with players, coaches and team executives. Additionally, CBS Radio Miami promotes Miami Dolphins Foundation and community initiatives across multiple platforms.

The preseason English radio broadcast team on Sportsradio 560 WQAM consists of former wide receiver Jimmy Cefalo handling the play-by-play duties with former tight end Joe Rose providing the game analysis. During the regular season, Cefalo and Rose are joined by former Hall of Fame quarterback Bob Griese serving as an analyst with former Dolphins Pro Bowl linebacker/defensive end Kim Bokamper reporting from the sidelines.

Univision Deportes Radio 1140 AM is the Dolphins official Spanish radio broadcast partner for all preseason, regular season and playoff games. WQBA 1140 AM additionally airs a pregame show and postgame show.

The following is a list of radio stations on The Miami Dolphins Radio Network in 2018 (as of printing):



Bob Griese, Joe Rose and Jimmy Cefalo

Ft. Lauderdale	WQAM 560 AM	Miami	Kiss 99.9 FM
Ft. Lauderdale	Kiss 99.9 FM	Miami (Spanish)	WQBA 1140 AM
Ft. Lauderdale (Spanish)	WQBA 1140 AM	Orlando	ESPN 580 AM
Ft. Myers	WRXK 96 FM	Port St. Lucie	WPSL AM 1590 AM
Key West	WKWF 1600 AM	West Palm Beach	ESPN 106.3 FM
Miami	WQAM 560 AM	West Palm Beach (Spanish)	ESPN Deportes 760 AM

ALL-TIME RADIO BROADCAST TEAMS

ENGLISH RADIO

Year	Station	Play-By-Play	Color	Color/Sideline
2017	WQAM (560)	Jimmy Cefalo	Joe Rose	Bob Griese Kim Bokamper
	KISS (99.9)			
2016	WQAM (560)	Jimmy Cefalo	Joe Rose	Bob Griese Kim Bokamper
	KISS (99.9)			
2015	WBG (105.9)	Jimmy Cefalo	Joe Rose	Bob Griese Kim Bokamper
	WINZ (940)			
2014	WBG (105.9)	Jimmy Cefalo	Joe Rose	Bob Griese Keith Sims/Kim Bokamper
	WINZ (940)			
2013	WBG (105.9)	Jimmy Cefalo	Joe Rose	Bob Griese Keith Sims/Kim Bokamper
	WINZ (940)			
2012	WBG (105.9)	Jimmy Cefalo	Joe Rose	Bob Griese Keith Sims/Kim Bokamper
	WINZ (940)			
2011	WBG (105.9)	Jimmy Cefalo	Joe Rose	Bob Griese
	WINZ (940)			
2010	WBG (105.9)	Jimmy Cefalo#	Joe Rose	Jim Mandich
	WINZ (940)			
2009	WQAM (560)	Jimmy Cefalo	Joe Rose	Jim Mandich
2008	WQAM (560)	Jimmy Cefalo	Joe Rose	Jim Mandich
2007	WQAM (560)	Jimmy Cefalo	Joe Rose	Jim Mandich
2006	The Ticket (790)	Jimmy Cefalo	Joe Rose	Nat Moore
2005	The Ticket (790)	Jimmy Cefalo	Joe Rose	Nat Moore
2004	WQAM (560)	Howard David	Jim Mandich	
2003	WQAM (560)	Howard David	Jim Mandich	
2002	WQAM (560)	Howard David	Jim Mandich	
2001	WQAM (560)	Bill Zimpfer	Jim Mandich	
2000	WQAM (560)	Bill Zimpfer	Jim Mandich	
1999	WQAM (560)	Bill Zimpfer	Jim Mandich	
1998	WQAM (560)	Bill Zimpfer	Jim Mandich	
1997	WQAM (560)	Bill Zimpfer	Jim Mandich	
1996	WIOD (610)	Bill Zimpfer	Jim Mandich	
1995	WIOD (610)	Bill Zimpfer	Jim Mandich	
1994	WIOD (610)	Bill Zimpfer	Jim Mandich	
1993	WIOD (610)	Rick Weaver	Jim Mandich	
1992	WIOD (610)	Rick Weaver	Jim Mandich*	
1991	WIOD (610)	Rick Weaver	Hank Goldberg	
1990	WIOD (610)	Rick Weaver	Hank Goldberg	
1989	WIOD (610)	Rick Weaver	Hank Goldberg	
1988	WIOD (610)	Rick Weaver	Hank Goldberg	Brian Robbie
1987	WIOD (610)	Rick Weaver	Hank Goldberg	Barry Buetel/Brian Robbie
1986	WIOD (610)	Rick Weaver	Hank Goldberg	Joe Zagacki
1985	WIOD (610)	Rick Weaver	Hank Goldberg	Henry Barrow
1984	WIOD (610)	Rick Weaver	Hank Goldberg	Henry Barrow
1983	WIOD (610)	Rick Weaver	Hank Goldberg	Henry Barrow
1982	WIOD (610)	Rick Weaver	Hank Goldberg	Henry Barrow
1981	WIOD (610)	Rick Weaver	Hank Goldberg	Henry Barrow
1980	WIOD (610)	Rick Weaver	Hank Goldberg	Henry Barrow
1979	WIOD (610)	Rick Weaver	Hank Goldberg	Henry Barrow
1978	WIOD (610)	Rick Weaver	Hank Goldberg	Henry Barrow
1977	WIOD (610)	Rick Weaver	Henry Barrow	Larry King
1976	WIOD (610)	Rick Weaver	Henry Barrow	Al Minter

Year	Station	Play-By-Play	Color	Color/Sideline
1975	WIOD (610)	Rick Weaver	Henry Barrow	Karl Noonan
1974	WIOD (610)	Rick Weaver	Henry Barrow	Karl Noonan
1973	WIOD (610)	Rick Weaver	Henry Barrow	Freddie Woodson
1972	WIOD (610)	Rick Weaver	Henry Barrow	Lou Creekmur
1971	WIOD (610)	Rick Weaver	Henry Barrow	Larry King
1970	WIOD (610)	Joe Croghan	Henry Barrow	Larry King
1969	WIOD (610)	Bob Gallagher	Henry Barrow	
1968	WIOD (610)	Bob Gallagher	Henry Barrow	
1967	WIOD (610)	Bob Gallagher	Henry Barrow	
1966	WIOD (610)	Bob Gallagher**	Henry Barrow	

Dick Stockton was the play-by-play caller for Dolphins games against New England on October 4, 2010 and Chicago on November 18, 2010.

* Goldberg was replaced following the season opener in Cleveland by Mandich.

**Mel Allen and Red Barber also did play-by-play for the Miami Dolphins' inaugural season in 1966.

SPANISH RADIO

Year	Station	Play-By-Play	Color	Color/Sideline
2017	WQBA (1140)	Raul Striker Jr.	Eduardo Martell	
2016	WNMA (1210)	Raul Striker Jr.	Eduardo Martell#	
2015	WNMA (1210)	Raul Striker Jr.	Eduardo Martell	
2014	WQBA (1140)	Raul Striker Jr.	Roly Martin**	
2013	WQBA (1140)	Raul Striker Jr.	Joaquin Duro	
2012	WQBA (1140)	Raul Striker Jr.	Joaquin Duro	
2011	WQBA (1140)	Rafael Hernandez Brito*	Raul Striker Jr.	
2010	WQBA (1140)	Rafael Hernandez Brito	Raul Striker Jr.	
2009	WSUA (1260)	Roly Martin	Raul Striker Jr.	
2008	WSUA (1260)	Roly Martin	Raul Striker Jr.	
2007	WSUA (1260)	Roly Martin	Raul Striker Jr.	
2006	WSUA (1260)	Rene Giraldo	Roly Martin	
2005	WSUA (1260)	Rene Giraldo	Roly Martin	
2004	WSUA (1260)	Rene Giraldo	Roly Martin	
2003	Radio Unica (1210)	Rene Giraldo	Roly Martin	
2002	Radio Unica (1210)	Rene Giraldo	Roly Martin	
2001	Radio Unica (1210)	Rene Giraldo	Roly Martin	
2000	WQBA (1140)	Rene Giraldo	Roly Martin	
1999	WQBA (1140)	Rene Giraldo	Roly Martin	
1998	WQBA (1140)	Rene Giraldo	Roly Martin	
1997	WQBA (1140)	Rene Giraldo	Roly Martin	
1996	WCMQ (1210)	Rene Giraldo	Roly Martin	
1995	WCMQ (1210)	Rene Giraldo	Roly Martin	
1994	WQBA (1140)	Rene Giraldo	Eduardo Lujan	Roly Martin
1993	WQBA (1140)	Rene Giraldo	Eduardo Lujan	Roly Martin
1992	WQBA (1140)	Rene Giraldo	Eduardo Lujan	Roly Martin
1991	WQBA (1140)	Rene Giraldo	Eduardo Lujan	Roly Martin
1990	WQBA (1140)	Rene Giraldo	Eduardo Lujan	Roly Martin
1989	WQBA (1140)	Rene Giraldo	Eduardo Lujan	Roly Martin
1988	WQBA (1140)	Rene Giraldo	Eduardo Lujan	Roly Martin
1987	WQBA (1140)	Rene Giraldo	Eduardo Lujan	Roly Martin
1986	WQBA (1140)	Rene Giraldo	Eduardo Lujan	Roly Martin
1985	WQBA (1140)	Rene Giraldo	Eduardo Lujan	Roly Martin
1984	WQBA (1140)	Jorge Cunill	Rene Giraldo	Eduardo Lujan
1983	WQBA (1140)	Jorge Cunill	Rene Giraldo	Eduardo Lujan
1982	WQBA (1140)	Jorge Cunill	Rene Giraldo	Eduardo Lujan

** Joaquin Duro replaced Roly Martin for the Spanish broadcast for Dolphins games at Detroit on Nov. 9, 2014 and at Denver on Nov. 23, 2014.

* Mike Marchant replaced Rafael Hernandez Brito for the Spanish broadcast for Dolphins games against Buffalo on Nov. 20, 2011, Oakland on Dec. 4, 2011 and the N.Y. Jets on January 1, 2012.

Sebastian Martinez-Christensen replaced Eduardo Martell for the Spanish broadcast for Dolphins games at Baltimore on Dec. 4, 2011, Oakland on Dec. 4, 2016.

PRESEASON TELEVISION



All four of the Miami Dolphins preseason games will be broadcast in Miami-Fort Lauderdale on WFOR-TV (CBS4), the official home of the Miami Dolphins in South Florida. It marks the 23rd consecutive season CBS4 has served as the preseason television home of Dolphins football. The four games on WFOR also will be carried on WBBH/NBC Ch. 2 in Naples/Ft. Myers, WTVX-CW Ch. 34 and WWHB Ch. 48 (Spanish) in West Palm Beach/Treasure Coast and WRDQ Ch. 27 in Orlando.



Kim Bokamper, Dick Stockton, Nat Moore and Bob Griese

Dick Stockton handles the play-by-play for the games on WFOR. Stockton

has a long history of covering almost every major sports event on a national level. Currently, he is a member of FOX's NFL broadcast team and also handles national telecasts of Major League Baseball and the National Basketball Association on both FOX and Turner Sports.

Joining Stockton as a color analyst will be former Dolphins great and Pro Football Hall of Fame member Bob Griese. Nat Moore, the Dolphins' third all-time leading receiver and one of the most popular players in club history, again will handle color commentary. Kim Bokamper, a former Dolphins Pro Bowl linebacker, will continue in his role on WFOR's broadcast team as a sideline reporter.

DATE	OPPONENT	BROADCAST	TIME (ET)
Thurs., Aug. 9	TAMPA BAY BUCCANEERS	WFOR CBS4	7 p.m.
Fri., Aug. 17	at Carolina Panthers	WFOR CBS4	7:30 p.m.
Sat., Aug. 25	BALTIMORE RAVENS	WFOR CBS4	7 p.m.
Thurs., Aug. 30	at Atlanta Falcons	WFOR CBS4	7 p.m.

MEDIA INFORMATION

CREDENTIALS: Media representatives who do not have press credentials for the entire season (but will be working for an accredited media outlet on an immediate deadline) may request them on a single-game basis. Reserved credentials can be picked up at the press will call window, located outside the SW Gate of Hard Rock Stadium, on the day of the game. ALL members of the media picking up credentials at the press will call window must present a valid photo identification. In addition, all media members must show valid photo identification upon entering Hard Rock Stadium. The media entrance is at the SW Gate.

PHOTOGRAPHERS: Photographers with accredited media outlets on an immediate deadline may request credentials on a single-game basis from the Dolphins' communications department. Credentials **WILL NOT** be issued to freelance photographers unless granted special approval by the Dolphins. Field photographers are reminded to remain outside of the bench area. ALL photographers are required to wear a vest that must be obtained prior to the game in the photo workroom. All photographers must kneel when shooting in either the East or West end zone.

STILL PHOTOGRAPHY: Still photography of any kind is **NOT** permitted at any time in the Dolphins' locker room following both home and road games, in addition to the locker room at the team's training facility during the course of the week.

VIDEO PHOTOGRAPHY: Video photography is limited to just interviews in the Dolphins' locker room following both home and road games, in addition to the locker room at the team's training facility during the course of the week. B-roll footage is **NOT** permitted at any time.

EDWIN POPE SOUTHWEST PRESS BOX: To get to the Edwin Pope Southwest Press Box, enter at the SW Gate. Go through a set of double doors and turn right to access the press elevator. Exit the elevator on the mezzanine level and the press box is to your left. Individuals with "Northwest Press Box" credentials should exit the elevator on the mezzanine level and proceed right. Walk through the BankUnited Club Level down the first set of stairs. Follow the concourse level until the next set of stairs and proceed up to the mezzanine level. Continue on the mezzanine level to the Northwest Press Box doors on the right. Only credentials issued by the Dolphins will be honored for admittance to Hard Rock Stadium.

PHOTO WORKROOM: To access the photo workroom in Hard Rock Stadium, enter at the SW Gate. Go through a set of double doors and proceed straight to the second door on the right. To enter the field from the Photo Workroom proceed through the work room to the inner ring of Hard Rock Stadium, turn right and follow the inner ring about 200 feet to the field tunnel which will be located on your left.

LOCKER ROOMS: Admission to the home and visiting locker rooms is governed by each individual team. Only media representatives with proper credentials, granting locker room access will be admitted. No one will be admitted to the locker rooms prior to the game. Both teams' locker rooms are located on the ground level on the west side of Hard Rock Stadium. From the press box, take the elevator to the ground level. Out of the elevator, turn left and then turn right. Follow the SW Gate tunnel. Proceed left on the service concourse. Bear left to Dolphins' locker room and continue past Dolphins' locker room to reach visitor's locker room, which is on the left. Visitor's interview room entrance is just prior to main entrance of visitor's locker room.

INTERVIEW ROOM: Head Coach Adam Gase will hold his postgame press conference immediately following the conclusion of the game in the interview room, which is located on the ground level of the west side of Hard Rock Stadium.

PARKING: Press parking at Hard Rock Stadium is very limited. All parking requests must be directed to the communications department (954/452-7010).

TELEPHONES: Any media member desiring to have their own press box telephone line must order it directly by emailing telco@dolphins.com. Instruments can be ordered from the Dolphins' communications department (954/452-7010).

WIRELESS ACCESS: Hard Rock Stadium offers wireless internet access in all areas of the press boxes and the photo work room. The access is free of charge and works with all wi-fi enabled computer equipment. For those computers that do not have wi-fi capabilities, every seat is equipped with a hardwire ethernet network jack to which members of the media can connect using a Cat 5 ethernet patch cable.

FIELD ACCESS: Only working newspaper, network TV photographers, club/stadium officials and a limited number of local TV photographers are permitted on the field during the game. Press box passes will not be honored for field admittance at any time, unless authorized by the Dolphins.

FOR MORE INFO: For more information on the Dolphins, contact the communications department: Jason Jenkins, senior vice president of communications and community affairs; Matt Taylor, senior director of football communications; Theresa Garner, corporate communications senior manager; Brett Brecheisen and Renzo Sheppard, football communications managers; and Sydney Wade, communications coordinator. Office phone number is (954) 452-7010 and (954) 452-7000-switchboard.

TRAINING FACILITY: The Dolphins practice at the Baptist Health Training Facility at Nova Southeastern University during both the preseason and regular season. The campus is located in Davie at 7500 S.W. 30th Street.

DIRECTIONS

FT. LAUDERDALE TO TRAINING FACILITY: From the north, take I-95 South to I-595 West. Take I-595 West to University Drive exit. Proceed off exit and turn left onto University Drive (going south). Go past three traffic lights to S.W. 30th Street and turn left. Entrance to the Baptist Health Training Facility at Nova Southeastern University is 300 yards on right.

MIAMI AIRPORT TO TRAINING FACILITY: From the airport, take 836 West to 826 North. Follow 826 North to exit for Florida Turnpike North. Take Turnpike North to I-595 West. Take I-595 West to University Drive exit. Proceed off exit and turn left onto University Drive (going south). Go past three traffic lights to S.W. 30th Street and turn left. Entrance to the Baptist Health Training Facility at Nova Southeastern University is 300 yards on right.

FT. LAUDERDALE TO HARD ROCK STADIUM: Take I-595 West to Florida Turnpike South. Upon approaching Hard Rock Stadium, follow signs for "Stadium via I-95" (DO NOT take turnpike extension -exit 47 Homestead). Get off at Exit 2X (Dan Marino Blvd./199th St.). Proceed off exit and make a right onto Dan Marino Blvd. Enter through Parking Gate 4, which is on the right.

MIAMI AIRPORT TO HARD ROCK STADIUM: Take I-95 North to Ives Dairy Road. Proceed west for five miles (name of road changes to 199th Street/Dan Marino Blvd.) and Hard Rock Stadium is on right. Enter parking Gate 4.

INFORMACIÓN PARA MEDIOS

ACREDITACIONES: Los representantes de los medios de comunicación que no tengan acreditaciones de prensa para toda la temporada (pero que trabajarán para un medio de comunicación acreditado en un plazo inmediato) pueden solicitarlas por partido. Las acreditaciones reservadas se pueden recoger en la ventanilla para prensa, ubicada fuera de la Puerta suroeste del Hard Rock Stadium, el día del partido. TODOS los miembros de los medios de comunicación que recojan acreditaciones en la ventanilla para prensa deberán presentar una identificación válida con fotografía. Adicionalmente, todos los miembros de los medios deben mostrar una identificación válida con fotografía al ingresar al Hard Rock Stadium. La entrada para medios está ubicada en la puerta suroeste.

FOTÓGRAFOS: Los fotógrafos de medios de comunicación acreditados podrán solicitar al Departamento de Comunicaciones de los Dolphins las acreditaciones por partido. Las acreditaciones NO serán entregadas a fotógrafos independientes a menos que se les otorgue una aprobación especial por parte de los Dolphins. Se solicita a los fotógrafos de campo permanecer fuera del área de la banca. TODOS los fotógrafos están obligados a utilizar un chaleco que deberá obtenerse en la sala de trabajo de fotógrafos previo al partido. Todos los fotógrafos deben arrodillarse al disparar en las zonas de anotación este u oeste.

FOTOGRAFÍA FIJA: Posterior a los juegos en casa y como visitantes, queda prohibido hacer fotografía fija de cualquier tipo y en cualquier momento dentro del vestidor de los Dolphins; y adicional al vestidor, en el centro de entrenamiento del equipo durante el transcurso de la semana.

FOTOGRAFÍA DE VÍDEO: Posterior a los juegos como equipo de casa y como visitantes, la fotografía de video se limita a entrevistas dentro del vestidor de los Dolphins; y adicional al vestidor, en el centro de entrenamiento del equipo durante el transcurso de la semana. El Material de Archivo queda prohibido en todo momento.

PALCO DE PRENSA SUROESTE EDWIN POPE: Para llegar al palco de prensa Suroeste Edwin Pope, ingrese en la puerta suroeste. Pase a través de un conjunto de puertas dobles y gire a la derecha para acceder al ascensor de prensa. Salga del ascensor en el nivel del mezzanine y el palco de prensa se encuentra a su izquierda. Las personas con acreditaciones para "Palco de Prensa Noroeste" deben salir del ascensor en el nivel mezzanine y continuar a la derecha. Camine por el Nivel del Club BankUnited hacia abajo por las escaleras. Siga el nivel de vestíbulo hasta el siguiente conjunto de escaleras y continúe hasta el nivel del mezzanine. Continúe en el nivel de mezzanine hacia las puertas del Palco de Prensa Noroeste que se encuentran a la derecha. Sólo las acreditaciones emitidas por los Dolphins serán aceptadas para la admisión al Hard Rock Stadium.

SALA DE TRABAJO DE FOTÓGRAFOS: Para acceder a la sala de trabajo para fotógrafos en el Hard Rock Stadium, ingrese en la Puerta Suroeste. Pase a través de un conjunto de puertas dobles y proceda a la segunda puerta a la derecha Para entrar al campo desde la Sala de Trabajo para Fotógrafos proceda a través de la sala de trabajo hasta el pasillo interior del Hard Rock Stadium, gire a la derecha y siga el pasillo interior unos 200 pies hasta el túnel de campo que se encuentra a su izquierda.

VESTIDORES: La entrada a los vestidores del equipo, siendo de casa o como visitante se rige por cada equipo en lo individual. Sólo se admitirá a los representantes de medios con las acreditaciones adecuadas válidas para el acceso a vestidores. Previo al partido, no se permitirá la entrada a los vestidores a persona alguna. Los vestidores de ambos equipos se encuentran en la planta baja en el lado oeste del Hard Rock Stadium. Desde el palco de prensa, tome el ascensor hasta la planta baja. Fuera del ascensor, gire a la izquierda y después gire a la derecha. Siga el túnel de la Puerta Suroeste. Continúe a la izquierda por el

vestíbulo. Gire a la izquierda al vestidor de los Dolphins y continúe hasta llegar al vestidor de visitantes, que está a la izquierda. La entrada de la sala de entrevistas del visitantes está justo antes de la entrada principal del vestidor de visitantes.

SALA DE ENTREVISTAS: El entrenador en jefe Adam Gase llevará a cabo su conferencia de prensa, inmediatamente después de la conclusión del partido, en la sala de entrevistas que se encuentra ubicada en la planta baja del lado oeste del Hard Rock Stadium.

ESTACIONAMIENTO: El estacionamiento de prensa en el Hard Rock Stadium es muy limitado. Todas las solicitudes de estacionamiento deben ser dirigidas al departamento de comunicaciones (954 / 452-7010).

TELÉFONOS: Cualquier miembro de los medios que desee tener su propia línea telefónica en el palco de prensa debe solicitarla directamente enviando un correo electrónico a telco@dolphins.com. Los instrumentos pueden solicitarse en el departamento de comunicaciones de los Dolphins (954 / 452-7010).

ACCESO INALÁMBRICO: El Hard Rock Stadium ofrece acceso inalámbrico a Internet en todas las áreas de los palcos de prensa y la sala de trabajo para fotógrafos. El acceso es gratuito y funciona con todos los equipos informáticos con conexión wi-fi. Para aquellas computadoras que no tienen capacidades wi-fi, cada asiento está equipado con un conector de red Ethernet a la que los miembros de los medios pueden conectarse usando un cable de conexión Ethernet Cat 5.

ACCESO AL CAMPO: Solo se permite el acceso al campo durante el partido a representantes de periódicos, fotógrafos de TV, funcionarios del club/estadio y un número limitado de fotógrafos locales que se encuentren trabajando. En ningún momento se aceptarán los pases para el palco de prensa para la admisión al campo, a menos que se autorice por los Miami Dolphins.

PARA MÁS INFORMACIÓN: Para más información sobre los Dolphins, comuníquese con el Departamento de Comunicaciones: Jason Jenkins, Vicepresidente Senior de Comunicaciones y Asuntos Comunitarios; Matt Taylor, Director Senior de Comunicaciones de Fútbol; Theresa Garner, Gerente Senior de Comunicaciones Corporativas; Brett Brecheisen y Renzo Sheppard, Gerentes de Comunicaciones de Fútbol; y Sydney Wade, Coordinador de Comunicaciones. El número de teléfono de la oficina es (954) 452-7010 y conmutador: (954) 452-7000

CAMPO DE ENTRENAMIENTO: Los Dolphins practican en el Campo de Entrenamiento del Baptist Health en la Universidad Nova Southeastern durante la pretemporada y la temporada regular. El campus se localiza en Davie en 7500 S.W. 30th Street.

DIRECCIONES

DE FORT LAUDERDALE AL CAMPO DE ENTRENAMIENTO: Desde el norte, tome la I-95 South hasta la I-595 West. Tome la I-595 West hasta la salida University Drive. Siga por la salida y gire a la izquierda en University Drive (hacia el sur). Pase tres semáforos a S.W. 30th Street y gire a la izquierda. La entrada al Campo de Entrenamiento del Baptist Health en la Universidad Nova Southeastern está a 300 yardas a la derecha.

DEL AEROPUERTO DE MIAMI AL CAMPO DE ENTRENAMIENTO: Desde el aeropuerto, tome la 836 West hasta la 826 North. Siga por 826 North hasta la salida de Florida Turnpike North. Tome Turnpike North hasta la I-595 West. Tome la I-595 West hasta la salida University Drive. Siga por la salida y gire a la izquierda en University Drive (hacia el sur). Pase tres semáforos a S.W. 30th Street y gire a la izquierda. La entrada al Campo de Entrenamiento del Baptist Health en la Universidad Nova Southeastern está a 300 yardas a la derecha.

DE FORT LAUDERDALE AL HARD ROCK STADIUM: Tome la I-595 West hacia Florida Turnpike South. Al acercarse al Hard Rock Stadium, siga las indicaciones hacia "Stadium via I-95" (NO tome la extensión de Turnpike - salida 47 Homestead). Baje en la salida 2X (Dan Marino Blvd./199th St.). Siga por la salida y gire a la derecha en Dan Marino Blvd. Entre por la Puerta del Estacionamiento 4, que está a la derecha.

DEL AEROPUERTO DE MIAMI AL HARD ROCK STADIUM: Tome la I-95 North a Ives Dairy Road. Continúe hacia el oeste durante cinco millas (el nombre de la carretera cambia a 199th Street / Dan Marino Blvd.) y Hard Rock Stadium está a la derecha. Entre por la Puerta del Estacionamiento 4.