# DOLPHINS 19

2019 MEDIA GUIDE

RANGER
BUILT Ford TOUGH
OFFICIAL TRUCK OF
THE MIAMI DOLPHINS
F-150
BuyFordNow.com

# 2019 MIAMI DOLPHINS SCHEDULE

| WK | | | |
|---|---|---|---|
| 01 | VS | SEPT 8 | 1:00 PM |
| 02 | VS | SEPT 15 | 1:00 PM |
| 03 | AT | SEPT 22 | 1:00 PM |
| 04 | VS | SEPT 29 | 1:00 PM |
| 05 | BYE | | |
| 06 | VS | OCT 13 | 1:00 PM |
| 07 | AT | OCT 20 | 1:00 PM |
| 08 | AT | OCT 28 | 8:15 PM MNF |
| 09 | VS | NOV 3 | 1:00 PM |
| 10 | AT | NOV 10 | 4:05 PM |
| 11 | VS | NOV 17 | 1:00 PM |
| 12 | AT | NOV 24 | 1:00 PM |
| 13 | VS | DEC 1 | 1:00 PM |
| 14 | AT | DEC 8 | 1:00 PM |
| 15 | AT | DEC 15 | 1:00 PM |
| 16 | VS | DEC 22 | 1:00 PM |
| 17 | AT | DEC 29 | 1:00 PM |



# 2019
## MEDIA GUIDE

# DEDICATION

The 2019 Miami Dolphins Media Guide is dedicated to the memories of former Dolphins running back Joe Auer, Director of College Scouting Tom Braatz, Defensive Coordinator Vince Costello, Director of Pro Personnel Tom Heckert Jr., guard Bob Kuechenberg, Offensive Line Coach Mike Maser, linebacker Jack Rudolph, linebacker Andy Selfridge and Head Coach Tony Sparano, each of whom passed away within the past year.

*Auer*

*Braatz*

*Costello*

*Heckert*

*Kuechenberg*

*Maser*

*Rudolph*

*Selfridge*

*Sparano*

**Auer (Oct. 11, 1941 – March 9, 2019)**, who graduated from Coral Gables (Fla.) High School, scored the first touchdown in the history of the Dolphins. On Sept. 2, 1966, the Dolphins played their first game as an expansion team against Oakland at the Orange Bowl. He led the inaugural team in rushing with 416 yards and 4 touchdowns on the ground and added 22 receptions for 263 yards and 4 TDs through the air and was named the team's Most Valuable Player. After two seasons with the Dolphins, he ended his career with Atlanta in 1968. Auer was originally drafted by Kansas City in the 1963 AFL draft and then was traded that preseason to Buffalo. He started for two years at running back on Buffalo's 1964 and 1965 AFL championship teams.

**Braatz (May 12, 1933 – Oct. 30, 2018)** was named as Miami's director of college scouting in 1992, a position he held until retiring in 2003. Prior to his tenure with the Dolphins, Braatz joined the expansion Atlanta Falcons as a part-time area scout in 1965. In 1968, he was promoted to director of player personnel and was named general manager from 1982-85. In 1987, he was hired by Green Bay as the franchise's first director of football operations, a position he held for five years through the 1991 season. Braatz originally entered the NFL as a 14th round pick of Washington in 1955, but he spent two years out of football while serving in the Korean War from 1955-56 as a crypto operator. He returned football in 1957, playing both defensive end and linebacker for Washington (1957-58, 1959), the L.A. Rams (1958) and Dallas (1960-61).

**Costello (April 8, 1932 – June 22, 2019)** spent the 1974 season as Miami's defensive coordinator. Prior to joining the Dolphins, Costello played linebacker for 12 seasons with the Cleveland (1956-66) and the N.Y. Giants (1967-68). Following his playing career, he served as linebackers coach for Cincinnati (1969-73) and, after his stint with the Dolphins, he was the defensive coordinator with Kansas City (1975-76).

**Heckert (July 17, 1967 – Aug. 5, 2018)** had a 10-year stint with the Dolphins (1991-2000), spending his first nine seasons as both a pro and college scout. He also served as the Dolphins' assistant director of pro personnel and college scout in 1999, before being promoted to director of pro personnel in 2000. Following his Dolphins tenure, Heckert went to Philadelphia as director of player personnel in 2001 before being promoted to vice president of player personnel in 2003. Heckert was then general manager of Cleveland from 2010-12. He was hired as director of pro personnel for Denver in 2013 and was promoted to senior personnel advisor before he stepped down prior to the 2018 season due health issues.

**Kuechenberg (Oct.14, 1947 – Jan. 12, 2019)** started at guard, center and tackle for the Dolphins for 14 seasons (1970-83). Selected by Philadelphia in the fourth-round pick in the 1969 NFL draft, he was released shortly after training camp started and played seven games (five without pay) of semi-pro football with the Chicago Owls of the Continental Football League in 1969. Kuechenberg was selling business forms when he signed with the Dolphins as a free agent in 1970 and he became a starter that season. In the games Kuechenberg, the Dolphins amassed an overall record of 152-61-2 (.712) and made four Super Bowl appearances. That is one of the winningest records, in terms of both games won and winning percentage, by any player-coach tandem in NFL history. His was a six-time Pro Bowl (1974-75, 1977-78, 1982-83) selection. Playing in 215 games (196 regular season and 19 playoffs) over a 14-year career, Kuechenberg was called for holding only 15 times in that span. Kuechenberg was a finalist for the Pro Football Hall of Fame eight consecutive years (2002-09).

**Maser (March 2, 1947 – July 14, 2019)** spent the 2008 season as Miami's offensive line coach. Prior to joining the Dolphins, Maser held the same post with Jacksonville (1995-2002) and Carolina (2003-06). Before joining the NFL coaching ranks, he spent 22 seasons at the collegiate level, including the final 13 as offensive line coach at Boston College (1981-93).

**Rudolph (March 21, 1938 – June 23, 2019)** played in 11 games with four starts at linebacker for the expansion Dolphins in 1966 and recorded an interception. He was acquired by Miami in the expansion draft from the Boston Patriots. Originally selected in the 17th round of the 1959 draft by Detroit, the Georgia Tech product chose to join the original Patriots as a second-round choice in 1960. He spent six seasons with the Patriots (1960-65).

**Selfridge (Jan. 12, 1949 – June 28, 2019)** was acquired by the Dolphins in a trade prior to the 1976 season from the N.Y. Giants in exchange for a sixth-round pick. He played in one game with Miami. Originally drafted in the 13th round of the 1972 draft by San Diego, Selfridge played with Buffalo (1972) and the Giants (1974-75, 1977) in addition to his one season with Miami.

**Sparano (Oct. 7, 1961 – July 22, 2018)** was hired as head coach of the Dolphins in 2008 and led the Dolphins to an 11–5 record and the AFC East division title in his first season with the team. The 10-win turnaround from a 1-15 record in 2007 tied an NFL record. Sparano finished his Miami tenure during the 2011 season with a record of 29-33. Prior to joining the Dolphins, Sparano served as an assistant coach with Cleveland (1999-2000), Washington (2001), Jacksonville (2002) and Dallas (2003-07). After his Dolphins tenure, Sparano coached with the N.Y. Jets (2012), Oakland (2013-14, including serving as interim head coach in 2014), San Francisco (2015) and Minnesota (2016 until his death in 2018).

# INDEX


## A

All-Time Dolphins Won-Lost Records 263
Acquired, How They Were 220
Attendance 435-437

## B

Biographies
- Assistant Coaches 23-46
- Directors and Partners 11
- Executives 11-21
- Football Operations 47-58
- Flores, Brian 22-23
- Players
  - Draft Choices 199-204
  - Rookie Free Agents 204-216
  - Veterans 82-198
- Ross, Stephen 10

Broadcasters, All-Time 614-615

## C

Cheerleaders 59
Coldest/Warmest Games 463
Comebacks, Largest 429
Community, In the 60
Credits 9
Crowds, Dolphins' 10 Largest 434

## D

Dedication 2
Directory, Staff 5-9
Dolphins Are Among The Best 79
Dolphins Facts, Index of 9
Dolphins Name 428
Dolphins = Winners 80-81
Dolphins on the Air 613-616
Dolphins vs. the NFL 256-263
Draft, All-Time (1966-2019) 591-600
Draft, All-Time By Position 600
Draft, First Round By Position 600

## F

Flipper 72
Free Agency, Plan B 607
Free Agents, Unrestricted 608-611

## G

Game-By-Game Starters and Inactives, 2018 233
Game-By-Game Statistics, 2018 234-236
Game-By-Game Summaries, 2018 238-253
Game-By-Game Summaries, 2018 Preseason 269-272

## H

Hall of Fame, Dolphins In 543-562
Hard Rock Stadium 63-72
Hard Rock Stadium Parking Map 74
Hard Rock Stadium Seating Diagram 73
Historical Highlights 437-463
Honors 529-536

## J

Junior Dolphins 61

## L

Last Time, Playoffs 527-529
Last Time, Regular Season 413-416
Leaders, All-Time 375-391
League Leaders, Dolphins 541-542
Logo, Dolphins 62

## M

Margins, Largest of Victory and Defeat 429
Media Information 616-617

## M

| | |
|---|---|
| Media Information en Español | 617-618 |
| Medical Consultants | 57 |

## N

| | |
|---|---|
| NFL Men Of The Year | 562 |
| Numbers, Dolphins By The | 587-590 |

## O

| | |
|---|---|
| Orange Bowl | 73 |
| Outstanding Performances, Dolphins | 393-400 |
| Outstanding Performances, Opponents | 405-412 |
| Overtime, Dolphins In | 426-428 |

## P

| | |
|---|---|
| Performance Awards | 536-538 |
| Player Participation, 2018 | 237 |
| Players of the Week & Month, AFC/NFL | 539-541 |
| Playoff History | 464-515 |
| Playoff Leaders, All-Time | 523-526 |
| Playoff Records, Dolphins Individual | 515-518 |
| Playoff Records, Dolphins Team | 518-521 |
| Playoff Records, Opponents | 521-522 |
| Preseason, All-Time Results | 273-279 |
| Preseason, Miami In | 264 |
| Prime Time Dolphins | 432-433 |
| Pro Bowl Selections | 531-532 |
| Pronunciation Guide | 219 |

## R

| | |
|---|---|
| Record, Home and Away | 430 |
| Record, Month-By-Month | 431 |
| Records, Dolphins Individual | 353-366 |
| Records, Dolphins Team | 367-375 |
| Records, Opponents Individual | 401-404 |
| Records, Starting Quarterbacks | 542 |
| Retired Jerseys | 563 |
| Robbie Alumni Plaza | 235 |
| Roster, 2019 Alphabetical | 218 |
| Roster, 2019 Numerical | 217 |
| Roster, 2019 Positional | 219 |
| Roster, All-Time Players and Coaches | 564-586 |

## S

| | |
|---|---|
| Schedule, 2019 Dolphins | 1 |
| Schedule, 2019 NFL | 611-613 |
| Schedule, 2019 Training Camp | 13 |
| Season Leaders, Top 20 | 391-392 |
| Service, Length Of | 586 |
| Shula, Don Statue | 234 |
| Statistical Bests, 2018 | 226-233 |
| Statistics, 2018 Dolphins | 221-225 |
| Statistics, 2018 Preseason | 264-268 |

## T

| | |
|---|---|
| T.D. Biography | 62 |
| Top Tens, Opponents | 404-405 |
| Trades (1966-2019) | 601-607 |
| Training Facility, Dolphins | 75-76 |
| Transactions, 2018-19 | 254-255 |

## W

| | |
|---|---|
| What To Look For In 2019 | 77-78 |
| Where They've Come From | 586 |

## Y

| | |
|---|---|
| Year-By-Year Final Statistics (1966-2018) | 300-352 |
| Year-By-Year Leaders | 417-424 |
| Year-By-Year Offense and Defense | 424-426 |
| Year-By-Year Scores | 279-299 |

# STAFF DIRECTORY

**MIAMI DOLPHINS CORPORATE HEADQUARTERS**
**HARD ROCK STADIUM**
347 Don Shula Drive
Miami Gardens, FL 33056
(305) 943-8000 • (888) FINS-TIX – Tickets

**BAPTIST HEALTH TRAINING FACILITY**
**AT NOVA SOUTHEASTERN UNIVERSITY**
7500 SW 30th Street
Davie, FL 33314
(954) 452-7000

| | |
|---|---|
| Chairman of the Board/Managing General Partner | Stephen M. Ross |
| Vice Chairman/Partner | Bruce Beal |
| Vice Chairmen | Tom Garfinkel, Matt Higgins, Jorge Perez, Donald F. Shula |
| Partners | Marc Anthony, Fergie, Serena Williams, Venus Williams |

## EXECUTIVES

| | |
|---|---|
| Vice Chairman, President and Chief Executive Officer | Tom Garfinkel |
| General Manager | Chris Grier |
| Senior Vice President, Operations | Todd Boyan |
| Senior Vice President, Business Administration | Dan Caspersen |
| Senior Vice President, Chief Financial Officer | Chris Clements |
| Senior Vice President, Communications and Community Affairs | Jason Jenkins |
| Senior Vice President, Special Projects, Alumni Relations & Advisor to CEO | Nat Moore |
| Senior Vice President, General Counsel | Myles Pistorius |
| Senior Vice President, Chief Marketing Officer | Jeremy Walls |
| Special Advisor to the Vice Chairman, President and CEO | Dan Marino |

## COACHING STAFF

| | |
|---|---|
| Head Coach | Brian Flores |
| Assistant Head Coach/Quarterbacks | Jim Caldwell |
| Special Teams Coordinator | Danny Crossman |
| Defensive Coordinator | Patrick Graham |
| Offensive Coordinator | Chad O'Shea |
| Defensive Pass Game Coordinator/Cornerbacks | Josh Boyer |
| Wide Receivers | Karl Dorrell |
| Assistant Special Teams | Brendan Farrell |
| Offensive Line | Pat Flaherty |
| Tight Ends | George Godsey |
| Defensive Line | Marion Hobby |
| Linebackers | Rob Leonard |
| Safeties | Tony Oden |
| Assistant Quarterbacks | Jerry Schuplinski |
| Running Backs | Eric Studesville |
| Quality Control | Josh Grizzard, Mike Judge, Matt Lombardi, Tiquan Underwood |
| Head Strength & Conditioning | Dave Puloka |
| Assistant Strength & Conditioning | Jim Arthur |

## FOOTBALL OPERATIONS

### ADMINISTRATION

| | |
|---|---|
| Vice President, Football Administration | Brandon Shore |
| Senior Director, Team Operations | Scott Bullis |
| Director, Team Security | Drew Brooks |
| Director, Sports Nutrition | John Parenti |
| Director, Personnel Analytics | Eugene Shen |
| Director, Player Engagement | Kaleb Thornhill |
| Manager, Team Operations | Matt Langer |
| Manager, Football Administration | Tom Pasquali |
| Manager, Coaching Analytics | Max Mulitz |
| Coordinator, Player Engagement | Yves Batoba |
| Coordinator, Sports Science/Strength & Conditioning Assistant | Adam Lachance |
| Football Research Assistant | Harrison Freid |
| Assistant to the Head Coach | Lance Bennett |
| Analyst | Dave DeGuglielmo |
| Coaching Assistants | Charles Burks, Shawn Flaherty |
| Strength & Conditioning Assistant | Jimmy Mangiero |
| Executive Assistants, Football Operations | Annie Berger, Irma Gonzalez |

### ATHLETIC TRAINING

| | |
|---|---|
| Head Athletic Trainer | Kyle Johnston |
| Assistant Athletic Trainers | Troy Maurer, Naohisa Inoue |
| Assistant Athletic Trainer/Physical Therapist | Jon Boone |

### EQUIPMENT

| | |
|---|---|
| Equipment Manager | Joe Cimino |
| Assistant Equipment Manager | Charlie Thiele |
| Equipment Assistants | Steve Guida, Jon Swede |

### PLAYER PERSONNEL

| | |
|---|---|
| Assistant General Manager | Marvin Allen |
| Co-Directors, Player Personnel | Adam Engroff, Anthony Hunt |
| Assistant Director, College Scouting | Matt Winston |
| Senior National Scout | Ron Brockington |
| Senior Personnel Executive | Reggie McKenzie |
| Senior Scout | Terry Bradway |
| College Scouts | Chris Buford, Chase Leshin, Lenny McGill, JP McGowan, Grant Wallace |
| Pro Scouts | Andy Howell, Chris Rosetti |
| Player Personnel Scout | J.P. Correia |
| Player Personnel Coordinator | Minh Luu |

### TRAINING FACILITY OPERATIONS

| | |
|---|---|
| Director, Grounds | Edwin Lamour |
| Facility Security | John Nessl |
| Senior Facility Engineer | Craig Ferguson |
| Engineering Assistant | Ferdinand Titre |
| Housekeeping | Hubert Fertil |
| Facility Grounds Assistant | Nate Jackson |
| Receptionist | Valerie Tucci |

### VIDEO

| | |
|---|---|
| Director, Video | Mike Nobler |
| Assistant Director, Video | Dane Chester |
| Video Assistants | Ninno DePatrick, Brian Regan |

## BUSINESS OPERATIONS

### ALUMNI RELATIONS

| | |
|---|---|
| Manager, Alumni Relations | Ana Cook |

### COMMUNICATIONS

| | |
|---|---|
| Senior Director, Football Communications | Matt Taylor |
| Senior Manager, Corporate Communications | Theresa Garner |
| Managers, Football Communications | Brett Brecheisen, Renzo Sheppard, Sydney Wade |

### COMMUNITY AFFAIRS AND YOUTH PROGRAMS

| | |
|---|---|
| Senior Director, Community Affairs | Leslie Nixon |
| Director, Youth Programs and Camps | RaShauna Hamilton |
| Senior Manager, Youth Programs and Camps | Ann Hake |
| Manager, Community Relations | Ashley Gillis |
| Manager, Youth Programs | Troy Drayton |
| Youth Programs Ambassador | Twan Russell |
| Coordinator, Special Teams | Callie Newbanks |

### CONTENT AND CREATIVE

| | |
|---|---|
| Managing Director, Brand and Creative | Surf Melendez |
| Director, Creative & Photography | Aryel Rivero |
| Director, Event Presentation | Justin Casserly |
| Director, Video Content | Vanessa Casal-Oñate |
| Senior Producer | Jeff Griffith |
| Lead Producer | Cody Gless |
| Manager, Photography | Peter McMahon |
| Manager, Video Content | Leon Gonzalez |
| Videographers/Editors | Tre Freeman, Josh Lane, Angela Robledo, Jason Spain, Jim Wolak, Brett Yanick |
| Video Producer | Logan McCall |
| Associate Producer | Carina Francisco |
| Digital Designer | Yuliya Shumilina |
| Motion Graphics Specialist | Laura Flores |
| Coordinator, Photography | Carlos Goldman |
| Multimedia Host | John Congemi |
| Graphic Designer | Demetrius Robinson |

### CORPORATE PARTNERSHIPS

| | |
|---|---|
| Vice President, Corporate Partnerships | Steve Mullins |
| Senior Director, Corporate Partnerships | Ari Mark |
| Senior Director, Multicultural Partnerships | Sebastian Trujillo |
| Director, Corporate Partnerships | Surena Ebrahimi |

## CORPORATE PARTNERSHIPS

| | |
|---|---|
| Senior Managers, Corporate Partnerships | Ben Bianchi, Goyo Perez |
| Senior Managers, Partnership Activation | Steve Postma, Wincy Wong |
| Account Managers, Partnership Activation | Allie Chierici, Giancarlo Morena, Rob Woodbury |
| Coordinator, Corporate Partnerships Hospitality | France Farrell |
| Coordinators, Partnership Activation | Amanda Cozze, Mallory Miczulski, Briana Sanchez |

## DIGITAL MEDIA

| | |
|---|---|
| Editor, Digital and Print Media | Scott Stone |
| Manager, Digital Media | Eric Todoroff |
| Manager, Social Media | Stuart Drew |
| Coordinator, Social Media | Simran Dave |

## FINANCE AND ADMINISTRATION

| | |
|---|---|
| Senior Director, Finance Operations | Michael Geraci |
| Senior Director, Legal and Government Affairs | Marcus Bach-Armas |
| Senior Archivist | Kristin Hingston |
| Director, Finance and Accounting | Brian Patullo |
| Senior Manager, Accounting | Dionne Harris |
| Manager, Accounts Payable | Karen Khaleel |
| Associate Counsel | Brandon Briggs |
| Payroll Supervisor | Stephanie Burgos |
| Coordinator, Accounting | Jerry Oommen |
| Coordinator, Payroll | Aduke Wilson |
| Senior Business Analysts | Jake Levine, Max Segal |
| Business Analysts | Alec Dougherty, Jillian Falduto |
| Accounts Payable Specialist | Michel Lopez |
| Senior Accountant | Bryce Zimmer |
| Staff Accountants | Michael Hodapp, Jonathan Rego |
| Executive Assistant, Vice Chairman, President & CEO | Anita Barton |
| Executive Assistant, CMO | Rebecca Wright |
| Executive Assistant, Communications, Community & Foundation | Gayle Baden |
| Executive Assistant, Finance, Legal & Administration | Stephanie Barrios |
| Executive Assistant, Stadium Renovation | Laura Mazzali |
| Administrative Assistant | Keri Seiple |
| Associates, Leadership Rotational Program | Katharine Bohlmann, Katie Foreman, Emily Latham, Robert Stewart |

## HUMAN RESOURCES

| | |
|---|---|
| Vice President, Human Resources and Performance Management | Sam Coghill |
| Senior Director, Human Resources | Jeremy Campos |
| Manager, Human Resources | Angela Sperbeck |

## INFORMATION TECHNOLOGY

| | |
|---|---|
| Vice President, Chief Information Officer | Kim Rometo |
| Senior Director, Football Systems | Alexander R. Corris |
| Senior Director, Information Technology | Sameer Istafa |
| Director, Broadcast Operations | Tomas Ruiz |
| Director, Business Systems | Ray Pimienta |
| Director, Technology Operations | Joe Curbelo |
| Manager, Broadcast Operations | Heather Pearson |
| Manager, Help Desk Support | Brianna Avedisian |
| Manager, Telecommunications | Juan Basto |
| Business Intelligence Architect | Rao Bandarupalli |
| Event System, Technical Project Manager | Michael Perodeau |
| Database Architect | Carl Harris |
| Project Architect | Max Stiss |
| System Administrator | Danny Vazquez |
| Network Support Specialist | Anthony Iglesias |
| Broadcast Technicians | Brian Dougherty, Doug Erwin |
| Cyber Security Analyst | Roberto Galdamez |
| Football Systems Specialists | Patrick Oliver, Josh Pritzker |
| Software Engineer | Ryan Marcoux |
| CRM Developer | Monica Fiallo |
| Digital Asset Manager | Hiro Ueno |

## MARKETING

| | |
|---|---|
| Vice President, Marketing | Laura Sandall |
| Senior Director, Entertainment and Brand Impact | Dorie Grogan |
| Director, Entertainment and Brand Impact | Katherine Milliken |
| Senior Manager, Cheerleaders & Military Engagement | Jamie Quadrozzi |
| Senior Manager, Digital Marketing | Alex Parker |
| Senior Manager, Marketing | Brittany Leahy |

## MARKETING

| | |
|---|---|
| Manager, Cheerleading | Ariann Denison |
| Manager, Entertainment & Events | Kelly Heinle |
| Coordinator, Database Marketing | Cassy Congemi |
| Coordinator, Entertainment & Event Operations | Brandon Hernandez |
| Coordinator, Entertainment & Special Events | Sydney Williams |
| Coordinator, Marketing | Lauren Kelly |
| Coordinator, Project Management | Alex Kaeser |

## MIAMI DOLPHINS FOUNDATION

| | |
|---|---|
| Director, Business Operations | Amanda Chase |
| Director, Fundraising & Development | Javier Sanchez |
| Senior Manager, Operations & Logistics | Will Leahy |
| Partnership Manager, Foundation | Joey Corey |
| Program Managers, Foundation | Jerry Andrew, Erika Favors |
| Manager, Fundraising | Abbey Sutton |
| Manager, Marketing & Communications | Alli England |
| Coordinator, Foundation | Amber Brunson |
| Coordinator, Operations | Pedro Penaherrera |

## SALES AND MEMBERSHIP SERVICES

| | |
|---|---|
| Vice President, Marketing Analytics | Ben Roller |
| Vice President, Premium & Membership Service | Jamie Weinstein |
| Vice President, Ticket Sales | Moni Gerbini |
| Senior Director, Ticket Operations | Kyle Mockler |
| Director, Group Sales and Special Events | Dave Mack |
| Director, Premium Sales | Ron Hecht |
| Director, Sales Analytics | Michael Doherty |
| Director, Ticket Operations | Wes Serrato |
| Director, Ticket Sales and Service Activation | Kat Malara |
| Manager, Business Development | Brandon Plinto |
| Manager, CRM | Ephraim Perez |
| Managers, Group Sales | Courtney Campbell, Todd Rhinehart |
| Manager, Stadium Event Ticket Operations | Daniel Brown |
| Manager, Ticket Operations & Systems Technology | Rachel Holinsky |
| Manager, Ticket Sales Events & Administration | Danielle Marks |
| Managers, Membership Development | Nathan Medrano, Riley McMinn |
| Manager, Membership Services | Nolan O'Connor |
| Manager, Premium Sales | Andre Price |
| Manager, Suite and Luxury Service | Kenny Stolberg |
| Senior Manager, Suite Services & Team Lead | Jarrett Grushka |
| Senior Account Manager, Club Services & Team Lead | Andrew Duke |
| Account Managers, Club Services | Jackie Bergen, Tom Lyons, Scott Schneider |
| Account Managers, Event Sales | Melissa Darusz, Jenny Smith |
| Account Managers, Luxury Membership Services | Kathy Garcia, Ellie Melanson |
| Account Managers, Premium Sales | Terrence Brown, Dustin Campbell, Nick Gordon, Kirsten Hilbert, Bobby Meehan, Lance Owens |
| Account Manager, Suite Services | Ryan Messina |
| Sales & Marketing Business Analysts | Ethan Miller, Drew Lieberman |
| Senior Account Executives, Group Sales | Thomas Eugene, Robert Horvitz, Josh Keller, Murphy O'Brien |
| Account Executives, Business Development | Taylor Adams, Hannah Gordon, Marissa Hansbrough, Mark Hicks, Adam Jacobs, Ryan Lee, Zac Pallissard, Brittany Rooker, TJ Schepperly, Robert Stewart, Eddie Sweeney |
| Account Executives, Group Sales | Thomas Blackwell, Eric Childs, Samantha Creech, Haydon Dotson, Scottie Frisina, Michael Metosky, Tim Sozio |
| Coordinators, CRM | Alex Anderson, Marcus Arts |
| Coordinators, Ticket Operations | Kevon Barrington, Carin Fleming, Sarah Lang |
| Coordinator, Ticket Sales | Jennifer Kleber |
| Senior Membership Services Representative | Marcela Orjuela |
| Membership Services Representatives | Grace Dolot, John Gandy, Alexa Glover, Alexandra Hart, Jennifer LaBranche, Justin Lucker, Michael McClimans, Madeline Menzie, Steven Phipps, Brendan Reh |

# HARD ROCK STADIUM

## ENGINEERING

| | |
|---|---|
| Chief Engineer | Rick Schaffer |
| Assistant Chief Engineer | Todd Ellzey |
| HVAC Technician | Jose Cubero |
| Mechanic | Jason Moody |
| Electrician | Greg Gastiaburo |
| Plumber | Bill Woessner |
| Maintenance Workers | Simon Blucher, Eugene Raymonvil, Ron Reely, Pete Rizzo |

## GROUNDS

| | |
|---|---|
| Head Groundskeeper | Tom Wilson |
| Assistant Head Groundskeeper | Tim Collins |
| Groundskeepers | Sergio Canales, Drew Gilmore, Clive Williams |

## GUEST EXPERIENCE

| | |
|---|---|
| Vice President, Guest and VIP Services | Bill Galante |
| Director, Guest Experience | Anthony Mozzicato |
| Senior Manager, Guest Experience | Deandra Saunders |
| Luxury Manager, Guest Experience | Hayle Krigel |
| Coordinators, Guest Experience | Carl Decatrel, Daniel Healey |
| Guest Experience Specialist | Johany Peralta |

## HOUSEKEEPING

| | |
|---|---|
| Director, Housekeeping and Operatiosn | Marcello Essabba |
| Senior Managers, Housekeeping | James Altidor, Fernando Gambirazio |
| Event Manager, Housekeeping | Elena Pasat |
| Housekeeping Day Supervisor | Derrik Brookins |
| Administrative Assistant | Diane Hidalgo |

## OPERATIONS

| | |
|---|---|
| Vice President, Stadium Construction | Todd Staley |
| Senior Director, Security | Joe Cicini |
| Senior Director, Stadium Operations | Frank Losito |
| Director, Parking | Donald Rubio |
| Director, Stadium Security | Dave Lassiter |
| Senior Manager, Stadium Operations | Ryan Labell |
| Manager, Parking Operations | Merrell Higer |
| Manager, Stadium Operations | Heidi Alfassa |
| Manager, Stadium Security | Joss Cange |
| Coordinator, Stadium Operations | Morgan Cole |
| Mail Attendant | Bill Tone |
| Set-Up Crew | Tommy Bell, Withfield Blucher, Eddie Brown, Devon Fletcher |

## INDEX OF DOLPHINS FACTS


| | | | |
|---|---|---|---|
| Alonso Scored Late Interception Touchdown | 299 | Player-Coaches in Dolphins History | 37 |
| Brothers in Dolphins History | 171 | Playoff Shutouts | 158 |
| Bye Weeks, Record Before and After | 34 | Points Scored and Allowed Leaders | 196 |
| Changes of Game Dates and Venues | 82 | Pro Bowl MVPs | 47 |
| Coaches With Multiple Tours of Duty | 31 | Pro Bowl Players | 51 |
| Coaching Longevity, Dolphins | 43 | Pro Bowl Touchdowns | 112 |
| Father-Son Combinations in Dolphins History | 600 | Receiving, Dual 100-Yard Games | 268 |
| Florida Colleges, Dolphins Drafted From | 416 | Rushing, Dual 100-Yard Games | 268 |
| Hard Rock Stadium Goes Hollywood | 236 | Rushing Offense In The 1970s | 109 |
| Home Wins, Consecutive | 105 | Sacks Allowed, Dolphins Among League Leaders | 200 |
| International Games, Dolphins In | 198 | Shula Is Coach To Hall of Famers | 299 |
| Longest Drives, Dolphins History | 128 | Shula, Don Coaching Longevity | 30 |
| Longest Game | 198 | Stofa, John Traded Twice | 205 |
| Miami Miracle | 108 | Taylor Had Three Tours of Duty With Miami | 78 |
| National Champions | 400 | 200-Yard Rushing Performances | 263 |
| Number 1 Overall Draft Picks | 264 | Wake Gave Miami A Walk-Off Win | 110 |
| 1,000-Yard Rushers, Two On Same Team | 366 | Win Streaks, Regular Season | 101 |
| Passing Offense in the 1980s | 134 | | |


## CREDITS


The 2019 Miami Dolphins Media Guide was published by Brett Brecheisen and written and edited by Jason Jenkins, Matt Taylor, Theresa Garner, Renzo Sheppard, Sydney Wade, Paola Argueta, Kyle Williams and Scott Stone. Special thanks to the Pro Football Hall of Fame and the Elias Sports Bureau for their help and assistance. Editors Emeritus include Jeff Blumb, "Fudge" Browne, Charlie Callahan, Beano Cook, Michael Farnham, Harvey Greene, Tom Grimes, Neal Gulkis, Mike Hanson, Dick Horning, Bob Kearney, Seth Levit, Arthur Mickelson, Chip Namias, Hank Nathan, Fitz Ollison, Michael Pehanich, Mike Rathet, Eddie White and Rodney Wood. Photography by Jon Willey, Peter McMahon, Jeff Nguyen, Carlos Goldman, Jose Pineiro and Dave Cross.

# STEPHEN ROSS

**CHAIRMAN OF THE BOARD / MANAGING GENERAL PARTNER**
**COLLEGE: MICHIGAN**
**NFL: 12TH SEASON**
**DOLPHINS: 12TH SEASON**

Stephen M. Ross, Chairman and Founder of international real estate firm, Related Companies, first invested in the Miami Dolphins in February 2008, and in 2009, assumed the responsibilities of managing general partner of both the Miami Dolphins and Hard Rock Stadium. The role is the culmination of one of his long-held dreams -- Ross grew up in South Florida and the Dolphins have been a lifetime passion for him.

Throughout the Dolphins organization, Ross' ethos of building a first-class team on and off the field is etched deep. His $730 million investment in Hard Rock Stadium and its surrounding properties has transformed the iconic venue into a global entertainment destination that showcases the best Miami has to offer. From world-class fare to arts, culture and luxury hospitality, Hard Rock Stadium now delivers an elevated guest experience that is unparalleled in professional sports. As a result of the privately-funded renovation, Hard Rock Stadium has attracted and secured Super Bowl LIV – which coincides with the 100th season of the NFL – the 2021 College Football Playoff National Championship, major concerts, international soccer matches and a host of world-class events. On the football side, Ross has demonstrated a steadfast commitment to provide coaches, support staff and players the necessary resources to build a winning team that will compete consistently for championships. He has invested in improving the team's current practice facility and has committed significant resources in a new state-of-the-art training complex that will break in ground in 2019.

Ross, as a sports entrepreneur, is known for his attention to detail and thinking outside the box. He is responsible for orchestrating El Clásico Miami – the first-ever match between archrivals FC Barcelona and Real Madrid C.F. in North America – which stands as the highest revenue grossing soccer match in U.S. history. When the Miami Open tennis tournament began to explore leaving its long-time home in Key Biscayne, Florida, Ross stepped in to propose hosting the tournament at Hard Rock Stadium, building a custom tennis complex that is now considered one of the best in professional tennis in terms of guest experience and player amenities. His appreciation of the aspirational culture of South Florida and its burgeoning arts scene led to the #ArtUnexpected partnership with Goldman Global Arts to transform the facility into a vibrant, monumental public art experience.

Ross is deeply committed to supporting and uniting the community that supports the Dolphins, offering tremendous support in the areas of education, health and youth football. Under his stewardship, the Dolphins have raised more than $32.5 million for local cancer research through the Dolphins Cancer Challenge. In addition, Ross has been a major proponent of growing the game of football through the Junior Dolphins program. In 2018 alone, the program impacted more than 22,000 South Floridians with the goal of educating coaches, parents and youth on the health and safety of football with a strong emphasis on character development. In August 2019, Ross will be inducted into the National Football Foundation Leadership Hall of Fame. The prestigious award recognizes the country's most influential individuals who have ascended to the highest levels of success and exhibited the critical leadership qualities that transcend ordinary enterprises.

Furthermore, Ross has used his platform to harness the unifying power of sport to advance race relations across the country through the establishment of the nonprofit Ross Initiative in Sports for Equality (RISE). The organization's efforts have been so impactful that RISE was recognized in 2017 by ESPN's Humanitarian Awards with the Stuart Scott ENSPIRE Award. The award celebrates those who have taken risk and used an innovative approach to help the disadvantaged through the power of sports. Ross' efforts through RISE were honored as they personify the ethos of fairness, ethics, respect and fellowship with others. This also connects to Ross' vision of the Dolphins' FOOTBALL UNITES™ program as a way to effectuate positive social change. Under his leadership, the Dolphins organization actively embraces the diversity and intersections that make up South Florida, uniting groups of different races, genders, sexual orientations, identities, abilities and faiths around the power of football.

In May 2013, Ross pledged to give more than half of his estate to philanthropic causes and charitable organizations, including South Florida-based institutions. The commitment was made through the Giving Pledge, a long-term global initiative created by Warren Buffett and Bill and Melinda Gates that aims to inspire deeper engagement in philanthropy and increase charitable giving globally.

Ross graduated from the University of Michigan with a Bachelor of Business Administration degree and from Wayne State University Law School with a Juris Doctor degree. He later received a Master of Laws in Taxation from New York University School of Law. In 2004, the University of Michigan renamed its business school the Stephen M. Ross School of Business at the University of Michigan and in 2011, the school awarded him an honorary Doctor of Laws degree at its commencement.

# DIRECTORS

**BRUCE BEAL**
*Vice Chairman/Partner*

**TOM GARFINKEL**
*Vice Chairman, President and CEO*

**MATT HIGGINS**
*Vice Chairman*

**JORGE PEREZ**
*Vice Chairman*

**DON SHULA**
*Vice Chairman*

# PARTNERS

**MARC ANTHONY**
*Partner*

**FERGIE**
*Partner*

**SERENA WILLIAMS**
*Partner*

**VENUS WILLIAMS**
*Partner*

## TOM GARFINKEL

**VICE CHAIRMAN, PRESIDENT & CHIEF EXECUTIVE OFFICER**
**COLLEGE: COLORADO**
**NFL: SEVENTH SEASON**
**DOLPHINS: SEVENTH SEASON**

Tom Garfinkel serves as Vice Chairman, President and Chief Executive Officer of the Miami Dolphins and Hard Rock Stadium. Since his hire, Garfinkel has led the business turnaround of the Dolphins, highlighted by:

- The initiation, creation and execution of a plan to privately fund a more than $550 million renovation of a 27-year-old stadium.
- The sale of more than $600 million in future contractually obligated suite and sponsorship income, including the in-house sale of naming rights to "Hard Rock Stadium."
- Unprecedented ticket sales revenue growth and four years of consecutive regular season sell-outs.
- The creation of an in-house creative content team that resulted in more than 200 million social media video views in 2018, the most in the NFL, as well as five Emmy Awards and two Clio Awards.
- The winning bid for both the 2020 Super Bowl and 2021 College Football Playoff National Championship game at Hard Rock Stadium.
- The highest grossing soccer event in U.S. history in July of 2017 (El Clasico Miami: Real Madrid vs. Barcelona).
- The continuation and growth of the Dolphins Cancer Challenge, which has garnered more than $32 million to date in donations for Sylvester Comprehensive Cancer Center at the University of Miami.
- The culmination of a partnership with Endeavor to bring the Miami Open tennis tournament to Hard Rock Stadium, with the 2019 debut event setting record attendance numbers and increasing total revenue by nearly 25%.

His operating experience includes serving as president and chief executive officer of the San Diego Padres, chief operating officer of the Arizona Diamondbacks and executive vice president of Chip Ganassi Racing's NASCAR, IndyCar and Grand-Am racing teams. Prior to working in sports, Garfinkel held different

leadership roles in sales, marketing and branding with Miller Brewing Company and Texaco, Inc.

Garfinkel serves on the board of the Dolphins Cancer Challenge, the National Football Foundation, the Gulliver School's Board of Trustees and the Sports Management Advisory Board and Ross School of Business Advisory Board at the University of Michigan.

Garfinkel graduated with a bachelor's degree from the University of Colorado, Boulder, and earned his MBA at the University of Michigan.

Garfinkel and his wife, Allison, live in Coral Gables with their three sons.

# CHRIS GRIER

**GENERAL MANAGER**
**COLLEGE: MASSACHUSETTS**
**NFL: 25TH SEASON**
**DOLPHINS: 20TH SEASON**

Chris Grier enters his 20th season with the Miami Dolphins and fourth as the club's general manager. Grier was appointed general manager on Jan. 4, 2016 after spending the previous nine years as the team's director of college scouting. As of Dec. 31, 2018, he oversees all football operations in an effort to build a championship-caliber football team. Prior to that, Grier oversaw the draft, both college and pro personnel departments and all scouting efforts.

The 2018 draft saw Grier and his personnel department net several key contributors. Two of his draft picks – safety Minkah Fitzpatrick (first round) and linebacker Jerome Baker (third round) – were among the top 12 rookie tacklers in the league and became the first pair of rookie teammates to record pick-sixes in the same season since 2015 (Green Bay). Kicker Jason Sanders, who was drafted in the seventh round, converted 18-of-20 field goal attempts (90.0 pct.) for the fifth-best single-season field goal percentage in team history. Fourth-round pick Kalen Ballage rushed for 123 yards in a Week 15 contest at Minnesota, the most by a Dolphins rookie since 2005 (Ronnie Brown).

In 2017, the Dolphins finished the season with 10 rookies on the active roster and four more on injured reserve or non-football illness lists. Miami was one of just three teams to play eight rookies on defense and one of just six to have at least four rookies start games on defense. Six undrafted rookie free agents contributed to the team that season. Defensive tackle Davon Godchaux finished his rookie campaign fourth among all NFL defensive linemen with 40 tackles (26 solo), despite being a fifth-round pick. Linebacker Raekwon McMillan missed the entire season with an injury, but rebounded with 105 tackles (69 solo) in 2018, becoming the first Dolphins player since at least 2000 with 100-plus tackles in his first NFL season.

In his first draft as general manager in 2016, Grier selected cornerback Xavien Howard in the second round. Howard tied for the NFL lead with seven interceptions in 2018, earning his first Pro Bowl selection and was named the Dan Marino Team MVP. Grier and his staff also selected offensive lineman Laremy Tunsil, who started 14 games as a rookie and became the first offensive lineman in franchise history to start at least one game at both guard and tackle in his rookie year. According to STATS LLC, Tunsil was the only left tackle in the NFL to start at least 14 games and allow one or fewer sacks in 2018.

The team also drafted running back Kenyan Drake and wide receiver Jakeem Grant in 2016, who became just the second rookie duo in team history to combine for a kickoff return and punt return for a touchdown in the same season. In 2018, Drake tied a Dolphins running back record with five receiving touchdowns and Grant was one of just two NFL players to return to kicks (one punt and one kickoff) for touchdowns.

Grier helped turn more than half the roster over in 2016, as the team entered training camp with more than 45 new players acquired during the offseason. The results were a four-game improvement from the previous season, the fifth-best mark in the NFL. The Dolphins finished 10-6 with a playoff berth, the team's best record and first playoff appearance since 2008.

As the team's director of college scouting (2007-15), Grier was part of a front office that discovered numerous Pro Bowl players. During that time, the Dolphins drafted seven players that have combined for 14 Pro Bowl selections with the team. The list includes tackle Jake Long (2008-10), defensive tackle Paul Soliai (2011), punter Brandon Fields (2013), center Mike Pouncey (2013-15), safety Reshad Jones (2015; 2017), wide receiver Jarvis Landry (2015-17) and running back Jay Ajayi (2016).

Grier also did a good job of finding value late in drafts. Jones was a fifth-round pick in 2010 and was named the team's co-MVP following the 2015 season after he became the first player in team history to record at least 100 tackles, four interceptions and two sacks in a season. Ajayi was also a fifth-round pick (2015) and

became the fourth player in NFL history to rush for 200 yards in three games during the same season. Ajayi's 1,272 rushing yards in 2016 were third-most in Dolphins history.

Prior to being the team's director of college scouting, Grier served as an area scout with the club from 2000-02, before being promoted to national scout/assistant director of college scouting in 2003. Miami won the AFC East during his first season with the team.

Grier started with the New England Patriots as an intern in 1994. He joined the club on a full-time basis the following year, and served as a regional scout until joining the Dolphins in 2000. In 1996, Grier was part of a New England staff that won the AFC Championship. He helped scout several players for a Patriots roster that went on to win Super Bowls XXXVI, XXXVIII and XXXIX.

Grier has worked with several of football's most successful coaches and executives throughout his career and that has helped shape his football philosophy. His father, Bobby Grier, is the former vice president of player personnel for the Patriots and recently retired as a senior personnel advisor with the Houston Texans. Chris has also worked with and learned under Pro Football Hall of Famer Bill Parcells, Patriots Head Coach Bill Belichick, Seattle Seahawks Head Coach Pete Carroll and University of Alabama Head Coach Nick Saban.

Grier attended the University of Massachusetts-Amherst where he majored in journalism and played football for two years before injuries ended his career. He spent his final two years there as an undergraduate assistant.

Chris' brother, Michael, played for the Edmonton Oilers, Washington Capitals, San Jose Sharks and Buffalo Sabres of the National Hockey League. He is currently an assistant coach for the New Jersey Devils.

A native of Holliston, Mass., Grier resides in Weston with his wife, Paige, and their two sons, Landon and Jackson.

## TODD BOYAN

**SENIOR VICE PRESIDENT, STADIUM OPERATIONS**
**COLLEGE: GEORGETOWN**
**NFL: 25TH SEASON**
**DOLPHINS: 16TH SEASON**

Todd Boyan is Senior Vice President of Stadium Operations, responsible for all aspects of Hard Rock Stadium's operations, including engineering, grounds, housekeeping, operations, parking, security and coordinating event logistics with various local, state and federal governmental agencies.

Boyan came to the Dolphins after nine years as Vice President of Operations for the Washington Redskins. Prior to his role with the Redskins, Boyan worked for the Florida Marlins Baseball Club from 1992-1995 in ticketing. He also managed ticket operations for the former Marlins Spring Training site, Space Coast Stadium in Melbourne, when it first opened.

Boyan graduated in 1992 with a bachelor's degree from Georgetown University, where he also played varsity baseball. Boyan and his wife, Christine, live in Plantation with their two children, Rachel and Jack.

## 2019 TRAINING CAMP SCHEDULE

**MIAMI DOLPHINS 2019 PUBLIC TRAINING CAMP SCHEDULE**

*(All open practices will take place at the Baptist Health Training Facility at Nova Southeastern University in Davie)*

| TIME | DATE |
|---|---|
| 9:40 a.m. | Thursday, July 25 |
| 9:40 a.m. | Friday, July 26 |
| 9:40 a.m. | Saturday, July 27 |
| 9:40 a.m. | Sunday, July 28 |
| 10:30 a.m. | Tuesday, July 30 |
| 9:40 a.m. | Wednesday, July 31 |
| 9:40 a.m. | Thursday, August 1 |
| 9:40 a.m. | Friday, August 2 |
| *1 p.m.* | *Saturday, August 3* |
| 10:30 a.m. | Monday, August 5 |
| 9:40 a.m. | Tuesday, August 6 |
| **9:40 a.m.** | **Saturday, August 10** |

** The Dolphins will hold a public scrimmage at Hard Rock Stadium on Saturday, Aug. 3 at 1 p.m.**
***This practice is for Dolphins Season Ticket Members only. Please do not publish or post. For planning purposes only.***

# DAN CASPERSEN

**SENIOR VICE PRESIDENT, BUSINESS ADMINISTRATION**
**COLLEGE: MINNESOTA**
**NFL: THIRD SEASON**
**DOLPHINS: THIRD SEASON**

Dan Caspersen is Senior Vice President of Business Administration, serving as the executive coach for the organization and senior leadership team. He is helping develop talent pipelines, assessments and succession planning while continuing to drive the team's results-based culture with heart. In addition, information technology and human resources report directly to him.

Caspersen has more than 30 years of experience, with proven achievement across a range of global industries. His responsibilities have included corporate and internal communications, consolidation of brands, talent acquisition and development, benefits execution, employee relations, compensation, training and staffing.

He formerly served as Executive Vice President of Human Resources at Hudson's Bay Company. Prior to that role, Caspersen was Executive Vice President of Human Resources at Toys R US. He spent more than 25 years with Target Corporation in a variety of roles, most recently as Vice President of Human Resources for Stores and Vice President of Human Resources for Headquarters.

Caspersen holds a bachelor's of science in business administration and a masters in industrial Relations from the University of Minnesota.

# CHRIS CLEMENTS

**SENIOR VICE PRESIDENT, CHIEF FINANCIAL OFFICER**
**COLLEGE: NORTHWOOD**
**NFL: SIXTH SEASON**
**DOLPHINS: SIXTH SEASON**

Chris Clements is in his sixth season with the Dolphins as Senior Vice President and Chief Financial Officer. He reports directly to Vice Chairman, President & Chief Executive Officer Tom Garfinkel and is responsible for the team and Hard Rock Stadium's accounting, payroll, insurance, treasury, business systems, purchasing operations and business strategy and analytics.

Clements joined the Dolphins after working at IMG Worldwide since 1996 in a variety of senior leadership positions, most recently as Senior Vice President and Business Unit Chief Financial Officer of several sports segments in Cleveland.

Clements holds a degree in accounting from Northwood University in Midland, Michigan. In 2015, Clements received the Alumni Achievement Award from his alma mater, the highest honor the university bestows upon an alumnus. He is intimately involved in the Dolphins Cancer Challenge as a board member, and served as DCC VIII Chair. Clements and his wife, Sherry, reside in Parkland with their three children, Riley, Ella and Blaine.

# JASON JENKINS

**SENIOR VICE PRESIDENT, COMMUNICATIONS & COMMUNITY AFFAIRS**
**COLLEGE: TEXAS TECH**
**NFL: 19TH SEASON**
**DOLPHINS: 11TH SEASON**

Jason Jenkins is in his 11th season with the Miami Dolphins and was named Senior Vice President of Communications and Community Affairs in January 2015. Jenkins oversees the organization's front-facing brands, including media outreach, public relations, digital and social media and community efforts.

Jenkins previously served as the team's Vice President of Communications, being named to that position in May 2013. Prior to joining the Dolphins, Jenkins worked in the media relations department for the San Francisco 49ers, as well as served as the Associate Athletic Director at Texas Southern University from 1999-2002 and as Athletic Sales and Promotion Manager and Sports Communications Assistant at Lehigh University from 1997-99.

A native of Houston, Jenkins earned his bachelor's degree in 1997 in broadcast journalism from Texas Tech University. In 2017, Jenkins was selected by faculty and alumni as an Outstanding Alumni Award winner. He served as commencement speaker for the 2018 Texas Tech graduating class.

He resides in Coral Springs with his wife, Elizabeth, and their three children, Liya, Aiden and Sloane.

# NAT MOORE

**SENIOR VICE PRESIDENT, SPECIAL PROJECTS & ALUMNI RELATIONS**
**COLLEGE: FLORIDA**
**NFL: 27TH SEASON**
**DOLPHINS: 27TH SEASON**

Longtime Miami Dolphins player and executive Nat Moore is entering his eighth season as Senior Vice President of Special Projects and Alumni Relations. Moore oversees the Dolphins alumni activities and works closely with Dolphins Vice Chairman, President & CEO Tom Garfinkel on a variety of special projects.

One of the most celebrated players in Dolphins history, Moore played in Super Bowls XVII and XIX. Establishing a positive reputation on and off the field led Moore to be named the Dolphins' 1984 NFL "Man of the Year," and earned him the 1985 Byron White Humanitarian Award for his service to his team, community and country. In 1987, Dolphins Founder Joe Robbie renamed the Dolphins' community service award to The Nat Moore Community Service Award. In 2018, the organization also launched the Nat Moore Scholarship & Grant Endowment Program to provide South Florida youth with the financial resources needed to pursue avenues of education and training for employment readiness.

Moore graduated from the University of Florida with an education degree. He resides in Miami with his wife, Pat.

# MYLES PISTORIUS

**SENIOR VICE PRESIDENT, GENERAL COUNSEL**
**COLLEGE: RUTGERS**
**NFL: FIFTH SEASON**
**DOLPHINS: FIFTH SEASON**

Myles Pistorius enters his fifth season with the Miami Dolphins as Senior Vice President and General Counsel. In his role, Pistorius is responsible for oversight of all legal matters related to the Miami Dolphins and Hard Rock Stadium.

Pistorius joined the Dolphins after 15 years at the National Basketball Association where he last served as Senior Vice President of Business Affairs and Content. Prior to that, Pistorius was Senior Vice President of Legal and Business Affairs at the NBA.

Pistorius started his legal career as a corporate associate with the law firm of Simpson Thatcher & Bartlett in New York City. He received his Juris Doctor from Columbia Law School, and a Bachelor of Arts degree with honors in political science from Rutgers University.

Pistorius resides in Parkland with his wife, Robin, and their three children.

# JEREMY WALLS

**SENIOR VICE PRESIDENT, CHIEF MARKETING OFFICER**
**COLLEGE: MOUNT VERNON NAZARENE**
**NFL: SEVENTH SEASON**
**DOLPHINS: SEVENTH SEASON**

Jeremy Walls enters his seventh season with the Miami Dolphins and fourth as the team's Senior Vice President and Chief Marketing Officer. In his role, Walls leads the team's ticket sales and operations, member services, suites, CRM, marketing, brand, creative, video, tour/event space business, retail, concessions, in-stadium guest experience and in-game entertainment efforts. In addition, he is currently leading the commercial efforts for the Miami Open.

Walls formerly worked with the San Diego Padres as Vice President of Ticket Sales, Service and Operations. He also held roles as the Director of Team Marketing and Business Operations (TMBO) for the National Basketball Association, Director of Groups, Suites and Inside Sales for the Arizona Diamondbacks and a Group Sales Manager with the NBA's Phoenix Suns.

In May 2017, the SportsBusiness Journal honored Walls as a member of its esteemed Forty under 40 class, a tribute to some of the best and brightest executives under the age of 40.

Walls has a sports management degree from Mount Vernon Nazarene University. He and his wife, Maile, live in Plantation with their children Kaelin and Kostner.

# DAN MARINO

**SPECIAL ASSISTANT TO THE VICE CHAIRMAN, PRESIDENT & CEO**
**COLLEGE: PITTSBURGH**
**NFL: 23RD SEASON**
**DOLPHINS: 23RD SEASON**

Dan Marino is entering his sixth season in a front office capacity with the Dolphins after Chairman of the Board and Managing General Partner Stephen Ross named him the team's special advisor on August 24, 2014. In his role, Marino works in a variety of different capacities throughout all facets of the organization.

The most decorated player in team history, Marino spent his entire 17-year playing career with the Dolphins. He played in 242 games (240 starts) and was 4,967-of-8,358 (59.4 percent) passing for 61,361 yards, 420 touchdowns and 252 interceptions for an 86.4 passing efficiency rating. Marino holds 28 Dolphins regular season team records (40 overall, including playoffs) and is tied for two others (three, including playoffs). At the time of his retirement, Marino held 25 NFL regular season records and was tied for five others. He was elected to the Pro Football Hall of Fame on Feb. 5, 2005 and enshrined on Aug. 7, 2005. Marino's No. 13 jersey became the second Dolphins' uniform number to be retired, on Sunday, Sept. 17, 2000, at halftime of the Dolphins-Baltimore Ravens game, where he was inducted into the Dolphins Honor Roll. He was also a charter inductee in the Dolphins Walk of Fame on Dec. 4, 2011. Additionally, in 2015 he was voted as one of the Dolphins' all-time top 50 players as part of the franchise's 50th season celebration.

A native of Pittsburgh, Marino graduated from the University of Pittsburgh with his degree in communications. He received an Honorary Doctorate Degree in broadcast journalism from Pitt in 2008.

Marino and his wife, Claire, have six children, Daniel Charles, Michael Joseph, Joseph Donald, Alexandra Claire, Niki Lin, and Lia, and reside in Weston.

A complete bio of Marino can be found in the Hall of Fame section of the media guide.

# SAM COGHILL

**VICE PRESIDENT, HUMAN RESOURCES & PERFORMANCE MANAGEMENT**
**COLLEGE: INDIANA**
**NFL: FOURTH SEASON**
**DOLPHINS: FOURTH SEASON**

Sam Coghill is entering her fourth season with the Miami Dolphins and third as Vice President of Human Resources and Performance Management. She leads the department responsible for curating a high-performance culture with heart through talent evaluation and development, as well as establishing processes that incent, measure and drive performance.

Prior to her current role, Coghill drove revenue through corporate partnerships for Chicago-based W Partners, the Chicago Cubs and Atlanta Braves. She also worked in Minor League Baseball, including time with the Buffalo Bison and Indianapolis Indians and the NHL's Atlanta Thrashers.

Coghill is a graduate of Indiana University with a degree in kinesiology - sport communication. She resides in Parkland with her husband, Jeff Carr, and their three children, Halle, Hunter and Cameron.

# BILL GALANTE

**VICE PRESIDENT, GUEST & VIP SERVICES**
**COLLEGE: ST. MARY'S**
**NFL: 26TH SEASON**
**DOLPHINS: 26TH SEASON**

Bill Galante is in his 26th season with the Miami Dolphins and his third as Vice President of Guest Experience and VIP services. In his role, he oversees the guest experience department, ensuring all visitors coming into Hard Rock Stadium have a seamless and enjoyable experience.

Prior to his current role, Galante served as Senior Vice President of Operations of the team's training facility in Davie. Galante spent his first six years in Miami working for the Florida Marlins overseeing the stadium's ticket sales, including serving as Vice President of Ticket Sales and Operations during the Marlins 1997 World Championship. Prior to Miami, Galante spent nine years with the Chicago Cubs in ticket sales and marketing from 1983-1992.

Galante graduated from St. Mary's University in Winona, Minnesota with a degree in marketing and management. Galante resides in Ft. Lauderdale.

# MONI GERBINI

**VICE PRESIDENT, TICKET SALES**
**COLLEGE: VERMONT**
**NFL: SIXTH SEASON**
**DOLPHINS: SIXTH SEASON**

Moni Gerbini begins her sixth season with the Miami Dolphins and first as Vice President of Ticket Sales, overseeing business and membership development as well as group sales. She reports directly to Miami Dolphins Senior Vice President & Chief Marketing Officer Jeremy Walls.

In her prior role as the Director of Ticket Sales, Gerbini managed all new season membership sales. She previously worked as Manager of Membership Development, responsible for the recruiting efforts and development of the entry level sales team and oversaw more than 30 staff promotions. Gerbini also has held roles as Account Executive of Membership Development and Premium Sales Account Manager.

Gerbini received her Bachelor of Art in Environmental Studies from the University of Vermont and currently resides in Plantation with her husband, Ray and her son, Julian.

# STEVE MULLINS

**VICE PRESIDENT, CORPORATE PARTNERSHIPS**
**COLLEGE: UTAH STATE**
**NFL: FIRST SEASON**
**DOLPHINS: FIRST SEASON**

Steve Mullins enters his first season with the Miami Dolphins as the Vice President of Corporate Partnerships. Reporting directly to Vice Chair, President & CEO Tom Garfinkel, he oversees sponsorship sales and activation.

Prior to the Dolphins, Mullins most recently served as the Chief Sales & Marketing Officer for the Fiesta Bowl, where he was responsible for ticket sales, service, premium seating, corporate partnerships, marketing and creative services. From 2016-18, he led all Arizona revenue for iHeartMedia as the Senior Vice President of Sales. Mullins' executive experience includes three seasons with the NBA's Minnesota Timberwolves and WNBA's Minnesota Lynx. He's also held positions with the MLB's Arizona Diamondbacks and CBS Sports Properties.

Mullins earned a degree in business marketing from Utah State University and also was a member of the school's football team. He and his wife Ashley have two children, Harper and Cruz.

# BEN ROLLER

**VICE PRESIDENT, MARKETING ANALYTICS**
**COLLEGE: POINT LOMA NAZARENE**
**NFL: FIFTH SEASON**
**DOLPHINS: FIFTH SEASON**

Ben Roller is in his fifth year with the Miami Dolphins and second as Vice President of Marketing Analytics. In this role, he oversees sales and marketing analytics, ticket operations and customer relationship management (CRM). Roller previously served as the Dolphins Senior Director of Sales and Marketing Research and Analytics.

Before moving to South Florida in 2014, Roller spent 12 years with the San Diego Padres as Director of CRM and Ticket Analytics, CRM Manager and Ticket Operations Manager.

Roller has a degree in business management from Point Loma Nazarene University in San Diego. He resides in Plantation with his wife, Molly, and their two children, Tyler and Lorelei.

## KIMBERLY ROMETO

**VICE PRESIDENT, CHIEF INFORMATION OFFICER**
**COLLEGE: OHIO**
**NFL: FIRST SEASON**
**DOLPHINS: FIRST SEASON**

Kimberly Rometo enters her first season with the Miami Dolphins and Hard Rock Stadium as Vice President & Chief Information Officer, responsible for directing the broadcast and technology initiatives and strategic direction of information technology. She reports directly to Senior Vice President of Business Administration Dan Caspersen.

Rometo previously served as Chief Information Officer at AmericasMart after holding several roles throughout the organization. She was responsible for developing and activating tools that enabled AmericasMart's digital transformation. For this work, she was recognized as a 2018 Women in Technology (WIT) Women of the Year Awards Honoree. Rometo started her career with AT&T in the reputable management training solution sales program.

Rometo earned her master's degree in information and telecommunication systems at Ohio University and Bachelor of Science in communication. She serves on the HPE Aruba Retail Customer Advisory Council and the Ohio University J. Warren McClure School of Information and Telecommunication Systems Advisory Board.

## LAURA SANDALL

**VICE PRESIDENT, MARKETING**
**COLLEGE: BRADLEY**
**NFL: FIRST SEASON**
**DOLPHINS: FIRST SEASON**

Laura Sandall enters her first season with the Miami Dolphins as Vice President of Marketing, reporting directly to Dolphins Senior Vice President & Chief Marketing Officer Jeremy Walls.

Prior to her current role, Sandall served as Vice President of Marketing at Michaels. She previously was the Vice President of Partnerships, Publicity and Philanthropy at JCPenney and held positions with Target, Marshall Field's, Carson Pirie Scott and Illinois Masonic Medical Center. She also founded and was CEO of Sandall Marketing with clients including OfficeMax, General Mills, Best Buy and Blue Cross Blue Shield.

Sandall is a graduate of Bradley University with degrees in public relations, advertising and broadcasting. She and her husband Pete, reside, in Plymouth, Minnesota and Miami and have four children, Angela, Nick, David and Danny.

# TODD STALEY

**VICE PRESIDENT, STADIUM CONSTRUCTION**
**COLLEGE: CINCINNATI**
**NFL: THIRD SEASON**
**DOLPHINS: THIRD SEASON**

Todd Staley is entering his third season with the Miami Dolphins and Hard Rock Stadium as Vice President of Stadium Construction. Reporting directly to Dolphins Vice Chairman, President & CEO Tom Garfinkel, Staley leads the department responsible for construction renovations and new project construction.

Prior to his current role, Staley held development jobs in construction, design and budget management with firms including Jones Lang LaSalle in Atlanta, Keo International Consultants in Doha, Qatar, Lendlease Corporation in Abu Dhabi and served as principal for the International Development Partners.

Staley is a graduate of the University of Cincinnati with a degree in construction management. He resides in Davie with his wife, Diane.

# JAMIE WEINSTEIN

**VICE PRESIDENT, PREMIUM & MEMBERSHIP SERVICES**
**COLLEGE: WASHINGTON UNIVERSITY OF ST. LOUIS**
**NFL: SECOND SEASON**
**DOLPHINS: SECOND SEASON**

Jamie Weinstein enters her second season with the Miami Dolphins and first as Vice President of Premium & Membership Services. She is responsible for the relationships and retention efforts of all Season Ticket Members, luxury seat and suite owners as well as managing the premium sales team.

Weinstein joined the Dolphins from the NHL's San Jose Sharks where she was Director of Client Development & Ticket Operations. She formerly held roles with Legends as the General Manager of the Ottawa Senators project, the NBA's Orlando Magic as Assistant Director of Ticket Sales and with the then NBA's Charlotte Bobcats.

Weinstein holds a bachelor of science in business administration from Washington University in St. Louis and master's degrees from the University of Central Florida in both business administration and sports business management. She and her husband, Bryan, live in Davie with their two children, Emma and Steven.

# COACHING STAFF

## BRIAN FLORES

**HEAD COACH**
**COLLEGE: BOSTON COLLEGE**
**NFL: 16TH SEASON**
**DOLPHINS: FIRST SEASON**

Brian Flores was named the 13th head coach in Miami Dolphins history on February 4, 2019.

Flores joined the Dolphins after spending 15 seasons with the New England Patriots organization, where he served in a variety of different roles and helped the franchise win four Super Bowls – XXXIX, XLIX, LI and LIII – and seven AFC championships. He brings a wealth of leadership and experience to Miami, having coached all three phases of the game – offense, defense and special teams – and beginning his professional career as a scout.

Flores has spent the past eight seasons coaching defense and was New England's defensive play-caller and linebackers coach in 2018. In his lone season calling the defensive plays, the Patriots won Super Bowl LIII and limited the second-highest scoring offense in the NFL (L.A. Rams) to just 3 points in the game, tying a Super Bowl record.

The Patriots defense saw improvement in many categories under Flores' leadership in 2018. New England improved from 17th in the NFL to seventh in passer rating, allowing opposing passers to compile an 85.4 rating. Much of that was attributed to creating more turnovers, as the Patriots were tied for fifth in the NFL with 28 takeaways and tied for third with 18 interceptions They ranked 25th and tied for 18th, respectively, in those categories in 2017.

In 2018, the Patriots were seventh in the NFL in points allowed, surrendering just 20.3 points per game. The run defense and pass defense both improved from the previous season. In rush defense, New England improved from 20th to 11th in the NFL by allowing 112.7 rushing yards per game. The Patriots went from allowing the 30th most net passing yards in 2017 to 22nd (246.4 yards per game) in 2018.

With Flores calling the defense, cornerback Stephon Gilmore earned first-team All-Pro honors for the first time in his career and a Pro Bowl selection. Gilmore was second in the NFL with 20 passes defensed and was the highest-graded cornerback in the NFL according to Pro Football Focus.

Flores coached New England's linebackers in 2017, helping the team to a 13-3 record, No. 1 seed in the AFC playoffs and an appearance in Super Bowl LII. The defense was fifth in the NFL in points allowed (18.5 per game) and fourth in red zone efficiency (43.8). He helped develop linebacker Kyle Van Noy, who posted 5.5 sacks – the most in his career – despite playing in just 13 games in his first full season with New England.

Flores moved to linebackers coach in 2016 and the move immediately paid dividends, as the Patriots went 14-2 in the regular season and won Super Bowl LI. The New England defense led the NFL by allowing just 15.6 points per game and was eighth in total defense, allowing 326.4 net yards per game.

In Flores' first season as his position coach, linebacker Dont'a Hightower earned the first Pro Bowl selection of his career and was named second-team All-Pro. The Patriots' defensive success was aided by the contributions of linebacker Elandon Roberts, who was a rookie sixth-round pick that Flores developed quickly enough to start in five games, including two playoff contests.

Flores was promoted to safeties coach in 2012 and served in that role from 2012-15. During those four seasons, the Patriots went 48-16, winning the AFC East all four seasons and Super Bowl XLIX. In that span, New England was sixth in the NFL in scoring defense, allowing 20.3 points per game.

In 2015, his two starting safeties were among the team's five leading tacklers. Safety Patrick Chung was second on the team with 82 tackles (49 solo) while safety Devin McCourty was fifth with 62 tackles (49 solo). Playing in a reserve role, safety Duron Harmon was second on the team with three interceptions. The Patriots finished ninth in total defense (339.4) and 10th in scoring defense (19.7).

The 2014 Patriots went 12-4 and won Super Bowl XLIX. Chung and McCourty again were among the team's leading tacklers, with Chung ranking third with 84 stops (54 solo) and McCourty ranking fourth with 67 tackles (50 solo). McCourty also tied for the team lead with two interceptions. New England finished eighth in the NFL in points allowed (19.6), eighth in opponent completion percentage (59.6) and 10th in opponent passer rating (84.0).

In 2013, Flores helped McCourty earn second-team All-Pro honors for the second time in his career after he totaled 67 tackles (47 solo). Harmon picked off two passes as a rookie, combining with rookie teammate Logan Ryan for seven interceptions, the most by rookie teammates in the NFL. Opposing passers completed just 57.0 percent of passes against New England, the fourth-best mark in the league, and their 81.0 passer rating ranked ninth.

In Flores' first season as safeties coach in 2012, McCourty had one of the best seasons of his career. He finished third on the team with 79 tackles (60 solo) and led the Patriots with five interceptions. Rookie second-round pick Tavon Wilson only started four games but was second on the team with four interceptions. McCourty's five picks were tied for third among NFL safeties while Wilson's four were tied for fifth. In total, New England safeties intercepted 14 passes, more than 14 NFL teams. The Patriots were tied for fifth in the NFL with 20 interceptions.

Flores spent the 2011 season as a defensive assistant. In his first season working with the defensive side of the ball, the Patriots went 13-3 and won the AFC. New England was tied for third in the NFL with 34 takeaways. Its 23 interceptions were tied for second in the league.

In 2010, Flores served as an offensive assistant and also worked with special teams. The Patriots went 14-2 and earned the No. 1 seed in the AFC playoffs. The New England offense led the league in scoring with 32.4 points per game. The unit was fourth with a 5.9 yards per play average and led the NFL with a 109.8 passer rating and a league-low five interceptions. The Patriots' kickoff return unit was among the league's best, ranking fifth with an average starting field position of the 30.0-yard line after kickoffs. The punt return unit was second in the NFL with opponents averaging just 34.2 net yards per punt.

Flores began his coaching career as a coaching assistant for New England from 2008-09. The Patriots went 21-11 (.656).

After finishing his playing career at Boston College (1999-2003), Flores joined the Patriots as a scouting assistant in 2004 and was promoted to pro scout in 2006.

Flores was a two-year starter at linebacker for Boston College and was part of four bowl-winning teams. He was named to the Big East All-Academic Team in 2003.

A native of Brooklyn, New York, Flores attended Poly Prep in Brooklyn, where he played running back and linebacker. He graduated from Boston College with his bachelor's degree in English and a master's degree in administrative studies.

Flores and his wife, Jennifer, were married in 2009. They have two sons, Miles and Maxwell, and a daughter, Liliana.

**BRIAN FLORES' COACHING CAREER**

| | | |
|---|---|---|
| **2008-18** | New England Patriots | Coaching Assistant (2008-09)<br>Offensive Assistant/Special Teams (2010)<br>Defensive Assistant (2011)<br>Safeties (2012-15)<br>Linebackers (2016-present) |
| **2019-present** | Miami Dolphins | Head Coach |

# JIM CALDWELL

**ASSISTANT HEAD COACH/QUARTERBACKS**
**COLLEGE: IOWA**
**NFL: 18TH SEASON**
**DOLPHINS: FIRST SEASON**

Jim Caldwell enters his first season with the Dolphins after being named assistant head coach/quarterbacks on Feb. 8, 2019.

Caldwell comes to Miami with 17 years of NFL coaching experience, including seven seasons as a head coach for two different NFL teams. He also spent eight years as a college football head coach. In his seven seasons as head coach of the Indianapolis Colts (2009-11) and Detroit Lions (2014-17), he compiled a 62-50 (.554) regular-season record, four playoff berths, two 11-win seasons and one conference championship. Caldwell also won Super Bowls as an assistant coach with Indianapolis (Super Bowl XLI) and Baltimore (Super Bowl XLVII). Teams he has been part of the coaching staff have qualified for the playoffs 13 times in 17 seasons.

Caldwell spent four seasons (2014-17) as Detroit's head coach, where he went 36-28 (.563) and led the Lions

to two playoff appearances. He became the first Lions head coach to have a winning record since Joe Schmidt, who left the team following the 1972 season. The Lions accumulated a .667 winning percentage against the NFC North during his tenure, marking the team's best four-year divisional winning percentage since divisional play first began in 1967.

In 2017, Detroit completed a 3-0 road sweep in the NFC North and registered the franchise's first unblemished divisional road record since divisional alignment first began in 1967. Quarterback Matthew Stafford continued his ascent under Caldwell as he compiled a 99.3 passer rating for the season and established a new single-season franchise record. Cornerback Darius Slay was named to his first-career Pro Bowl after tying for the NFL lead in interceptions with eight. Detroit finished with winning seasons in back-to-back years for the first time since 1994-95.

In 2016, his third season at the Lions helm, Caldwell guided Detroit to a 9-7 record and a trip to the playoffs for the second time in three seasons. By earning a playoff berth in 2016, Caldwell joined Buddy Parker (1952, 1953) and Bobby Ross (1997, 1999) as the only coaches in Lions history to lead the team to the playoffs twice in their first three seasons with the club. The Lions trailed in the fourth quarter in eight of the team's wins in 2016. The eight fourth-quarter, come-from-behind wins set a new NFL record, surpassing the previous total of seven set by the 2009 Indianapolis Colts (also coached by Caldwell), for the most wins in a season after trailing in the fourth quarter.

Following a 1-7 start to the 2015 season, Caldwell led the Lions to a 7-9 record on the shoulders of a 6-2 surge to finish off the year. Detroit became the fourth team since 1991 to start a season with one or fewer wins in the first eight games (1-7 or 0-8 record) and finish with an NFL-best 6-2 record. It marked the Lions' best second-half finish since the team finished 7-1 in 1995.

In 2014, Caldwell was named Detroit's head coach and helped the Lions compile an 11-5 regular-season record. He became the third coach in team history to lead the Lions to the playoffs in his first year with the team (George Wilson in 1957; Bobby Ross in 1997). The Lions 2014 defense ranked second in the NFL in total defense (300.9 yards allowed per game) and third in points allowed (17.6 points allowed per game). The team's No. 2 ranking in total defense was the highest finish for the Lions since 1970, and the 300.9 yards allowed per game were the fewest yards allowed by a Lions defense since 1993. Detroit had the NFL's top-ranked rush defense in 2014, yielding just 69.3 yards per game, which not only set a team single-season record but was also the ninth-best single-season run defense in NFL history.

Caldwell was on Baltimore's offensive staff from 2012-13. He joined the organization as quarterbacks coach in 2012 and was promoted to offensive coordinator with three games left in the season. The Ravens responded by going on to win the AFC North and Super Bowl XLVII. In the team's final seven games, including four in the postseason, the Ravens averaged 400.6 yards per game and 27.3 points per game, including 410.3 yards per game and 31.0 points per game in the playoffs. The Ravens' 31.0 points per game in the postseason was the highest playoff scoring average in NFL history by a Super Bowl team who advanced from the Wild Card round and played four playoff games.

Caldwell spent 10 seasons (2002-11) with Indianapolis and was promoted several times during his tenure there, as he was the team's head coach from 2009-11. The Colts tied an NFL record with nine consecutive playoff appearances (2002-10) and won six AFC South titles, two AFC championships and Super Bowl XLI during his tenure there. He went 26-22 (.542) as the team's head coach, winning the AFC South twice and earning an appearance in Super Bowl XLIV. He became just the fourth head coach in NFL history to win 24-plus games and earn a berth in the Super Bowl in the coach's first two seasons as a head coach. Caldwell became the second rookie head coach in NFL history to win 14 games when the 2009 Colts went 14-2 (.875).

Caldwell began his tenure in Indianapolis as quarterbacks coach from 2002-05. He was promoted to assistant head coach/quarterbacks and served in that role from 2006-07, before being promoted to associate head coach in 2008 and head coach in 2009.

As an assistant in Indianapolis, Caldwell's primary emphasis was on the quarterback position. He helped Peyton Manning and the team's offense total eight top 10 finishes in total offense and six top 5 finishes in his 10 years with the Colts.

Caldwell's NFL coaching career began in 2001 as quarterbacks coach for Tampa Bay. Prior to that, he spent eight seasons (1993-2000) as head coach at Wake Forest. Caldwell had extensive experience as an NCAA assistant coach with stints at Penn State (1986-92), Louisville (1985), Colorado (1982-84), Northwestern (1981) and Southern Illinois (1978-80). He began his coaching career as a graduate assistant at his alma mater, Iowa, in 1977.

Caldwell was a four-year starter at defensive back for Iowa from 1973-76 and holds a bachelor's degree in liberal arts from the school.

He and his wife, Cheryl, launched the Jim and Cheryl Caldwell Foundation in 2009. The Foundation is committed to the educational empowerment of children through digital technology and "preparing young minds for advancement to the 21st Century." The Caldwells also support several other charities throughout the country.

In 2016, Caldwell's hometown of Beloit, Wisconsin dedicated the Jim Caldwell Gymnasium at the newly-opened Fran Fruzen Intermediate School in his honor. He was inducted into Beloit High School's Hall of Fame in 2011 and the Wisconsin Football Coaches Association Hall of Fame in 2013.

The couple has four adult children – Jimmy, Jermaine, Jared and Natalie – and three grandsons, James III, Joshua and Larry III.

## JIM CALDWELL'S COACHING CAREER

| | | |
|---|---|---|
| **1977** | Iowa | Graduate Assistant |
| **1978-80** | Southern Illinois | Assistant Coach |
| **1981** | Northwestern | Assistant Coach |
| **1982-84** | Colorado | Assistant Coach |
| **1985** | Louisville | Assistant Coach |
| **1986-92** | Penn State | Wide Receivers (1986) |
| | | Quarterbacks (1987) |
| | | Passing Game Coordinator/Quarterbacks (1988-92) |
| **1993-2000** | Wake Forest | Head Coach |
| **2001** | Tampa Bay Buccaneers | Quarterbacks |
| **2002-11** | Indianapolis Colts | Quarterbacks (2002-05) |
| | | Assistant Head Coach/Quarterbacks (2006-07) |
| | | Associate Head Coach (2008) |
| | | Head Coach (2009-11) |
| **2012-13** | Baltimore Ravens | Quarterbacks/Offensive Coordinator (2012) |
| | | Offensive Coordinator (2013) |
| **2014-17** | Detroit Lions | Head Coach |
| **2019-present** | Miami Dolphins | Assistant Head Coach/Quarterbacks |

# DANNY CROSSMAN

**SPECIAL TEAMS COORDINATOR**
**COLLEGE: PITTSBURGH**
**NFL: 17TH SEASON**
**DOLPHINS: FIRST SEASON**

Danny Crossman enters his 17th season as an NFL coach and first season with the Dolphins after being named special teams coordinator on Feb. 8, 2019.

Crossman has been a special teams coach for all 26 years of his coaching career, including 16 seasons in the NFL. For the past 13 years, Crossman has been a special teams coordinator with Carolina (2005-09), Detroit (2010-12) and Buffalo (2013-18).

In 2018, Crossman's punt team forced opponents to start inside their own 20 on 31 occasions, which was ninth in the NFL, despite using three different punters. His kickoff coverage unit was 10th in the NFL, allowing just 22.2 yards allowed per kickoff return. Additionally, his special teams units did not allow any points scored against them.

The Bills special teams ranked seventh in the NFL in 2017, according to the annual rankings compiled by NFL writer Rick Gosselin. Kicker Stephen Hauschka set an NFL record with 13 consecutive made field goals from 50-plus yards.

In 2016, the Bills were second in net punting average against (36.2), fourth in gross punting average against (43.2), sixth in the NFL in punt return average (11.2) and sixth in punt return average against (6.7).

The 2015 Bills had the NFL's best kickoff coverage team, limiting opponents to 17.2 yards per kickoff return. Punter Colton Schmidt set a franchise record with a net average of 41.3 yards per punt. Kicker Dan Carpenter scored 125 points, becoming the first Buffalo player in a decade to top 100 points for three consecutive seasons (2013-15). The Bills also tied for the NFL lead with four special teams takeaways.

Crossman helped the Bills finish among the NFL's best special teams in 2014 as the team finished second in Gosselin's rankings. The team's kickoff coverage team was third in the NFL, allowing just 20.0 yards per kickoff return. Buffalo's punt return unit was fourth in the league, averaging 6.5 yards per punt return. Carpenter set a team record with 34 field goals made in a season while kickoff specialist Jordan Gay set a team record with 49 touchbacks. Schmidt's 21 punts inside the 20 were the second-most in team history. Running back Boobie Dixon blocked two punts, becoming the first Bills player since 1990 (Steve Tasker) to block multiple punts in the same season.

In Crossman's first season in Buffalo in 2013, Carpenter made 91.7 percent of his field goals, the second-best percentage in team history. Wide receiver Marcus Easley led the NFL with 23 special teams tackles (19 solo).

Prior to his tenure in Buffalo, Crossman spent three seasons (2010-12) as the special teams coordinator for Detroit. In 2012, kicker Jason Hanson set a franchise record with 134 points. His 134 points were the most in

his 21-year NFL career.

Crossman began his NFL coaching career in 2003 with Carolina as a special teams assistant. He was promoted to special teams coordinator in 2005. In his seven seasons with the Panthers, the team made three playoff appearances, won the NFC South twice and won the NFC Championship in 2003.

Crossman spent 10 seasons as a collegiate coach and worked with the special teams units in all 10 seasons. He began his collegiate coaching career at the U.S. Coast Guard Academy as a special teams/defensive backs coach in 1993. From there he moved to Western Kentucky, where he was a special teams/secondary (1994-95) and special teams/outside linebackers (1996) coach. He spent the 1997-98 seasons at Central Florida, coaching special teams and defensive backs. Crossman moved to Georgia Tech in 1999 and coached special teams/defensive ends from 1999-2000 and special teams/defensive backs in 2001. In 2002, he was a special teams/linebackers coach at Michigan State.

Crossman was an All-American and All-Big East defensive back as a three-year letterman (1987-89) at Pittsburgh. He also started at fullback in the 1988 season. As a senior in 1989, Crossman was a team captain and named the team's MVP, earning second-team All-America honors after posting 62 tackles and one interception. He began his collegiate playing career at Kansas, where he was a Freshman All-American in 1985.

Crossman spent time with Washington (1990) and Detroit (1991) at training camp following his college playing career. He was a team captain and earned All-League honors with the London Monarchs of the World League of American Football in 1991-92. He led the Monarchs to an inaugural World Bowl title in 1991 and was named MVP of the game after securing three interceptions.

Crossman earned a bachelor's degree in business administration and communications from Pittsburgh. He and his wife, Susan, have a son, Kyle, and a daughter, Kaylie.

**DANNY CROSSMAN'S COACHING CAREER**

| | | |
|---|---|---|
| **1993** | U.S. Coast Guard Academy | Special Teams/Defensive Backs |
| **1994-96** | Western Kentucky | Special Teams/Secondary (1994-95) |
| | | Special Teams/Outside Linebackers (1996) |
| **1997-98** | Central Florida | Special Teams/Defensive Backs |
| **1999-2001** | Georgia Tech | Special Teams/Defensive Ends (1999-2000) |
| | | Special Teams/Defensive Backs (2001) |
| **2002** | Michigan State | Special Teams/Linebackers |
| **2003-09** | Carolina Panthers | Special Teams Assistant (2003-04) |
| | | Special Teams Coordinator (2005-09) |
| **2010-12** | Detroit Lions | Special Teams Coordinator |
| **2013-18** | Buffalo Bills | Special Teams Coordinator |
| **2019-present** | Miami Dolphins | Special Teams Coordinator |

# PATRICK GRAHAM

**DEFENSIVE COORDINATOR**
**COLLEGE: YALE**
**NFL: 11TH SEASON**
**DOLPHINS: FIRST SEASON**

Patrick Graham enters his first season with the Dolphins after being named defensive coordinator on Feb. 8, 2019.

Graham arrives in Miami with 10 years of NFL coaching experience and has coached in the playoffs in eight of those seasons. He has been part of teams that have won seven division titles, two conference championships and one Super Bowl (XLIX).

Most recently, Graham was the defensive run game coordinator/inside linebackers coach for Green Bay during the 2018 season. He helped linebacker Blake Martinez have the best year of his career to date, totaling 144 tackles (91 solo) and five sacks. Martinez's 144 tackles were second in the NFL and his five sacks were tied for fourth among inside linebackers. Green Bay's defense limited opponents to 4.3 yards per rush, which was in the top half (13th) of the league.

Graham arrived in Green Bay from the N.Y. Giants, where he was the team's defensive line coach for two seasons (2016-17). In 2017, he helped defensive end Jason Pierre-Paul lead the team with 8.5 sacks in his first

16-game season since 2014. Defensive tackle Damon Harrison posted 76 tackles (51 solo), which was second on the team and led all NFL defensive tackles.

In 2016, Graham helped the Giants become the most improved defense in the league. The team allowed 158 fewer points and 1,290 fewer yards than it did in 2015. Their 17.8 points per game allowed was second in the NFL and the team's best since 2002. The Giants also tied for third in the NFL in rushing yards allowed (88.6 yards per game). Harrison totaled 86 tackles (55 solo), which was the most by an NFL defensive tackle since 1996 when Buffalo's Ted Washington had 92 stops (70 solo). Harrison also earned first-team All-Pro honors.

Graham began his NFL coaching career in New England, where he spent seven seasons (2009-15). He began as a coaching assistant in 2009 before being promoted to defensive assistant in 2010 and linebackers coach in 2011. He moved to defensive line from 2012-13 before going back to linebackers in 2014-15.

During his tenure with New England, the Patriots won the division all seven seasons, the AFC twice and Super Bowl XLIX. In his five seasons as a position coach (2011-15), New England led the NFL in takeaways (150) and was tied for fourth in sacks (214).

In 2015, Graham's linebacking unit helped the team finish ninth in total yards allowed (339.4) and rushing yards allowed (98.8) and 10th in points allowed (19.7). Linebacker Jamie Collins tied a Patriots record with five forced fumbles and earned the first Pro Bowl selection of his career. He was also named second-team All-Pro.

The 2014 Patriots finished their season as champions of Super Bowl XLIX. Graham helped the team's defense rank eighth in the league in points allowed (19.6) and ninth in rushing yards allowed (104.3) despite linebackers Jerod Mayo and Dont'a Hightower missing 14 games combined due to injury. Collins led the team with 115 tackles (74 solo) and also totaled four sacks and four forced fumbles.

Graham worked with the Patriots defensive line for the second straight season in 2013. Despite losing nose tackle Vince Wilfork for the rest of the season in Week 4, the New England defense finished fifth in the league in sacks (48) and 10th in points allowed (21.1). The team's five leading sack totals all came from defensive linemen, with defensive ends Chandler Jones (11.5) and Rob Ninkovich (8.0) leading the way.

In 2012, Graham helped Wilfork earn first-team All-Pro honors and a selection to his fifth Pro Bowl. Wilfork totaled 59 tackles (41 solo) with three sacks, six passes defensed, two forced fumbles and six fumble recoveries. Ninkovich transitioned from linebacker to defensive end and totaled eight sacks including four strip-sacks, which were tied for the second-most in team history. The Patriots were second in the NFL with 41 takeaways and registered 41 sacks, the team's most since 2003.

Graham's first season as a position coach was in 2011 with the linebackers. He helped New England go 13-3 and win the AFC. Mayo and Ninkovich were one of three pairs of linebacker teammates to each intercept two passes that season. Mayo led the team with 103 tackles (97 solo) and became the first Patriots player to total 100-plus tackles in each of his first four seasons.

Graham spent the 2010 seasons as a defensive assistant with New England. He helped the Patriots finish second in the NFL with 38 takeaways and eighth in points allowed (19.6). He began his NFL coaching career in 2009 as a coaching assistant with New England.

Graham came to New England following two seasons (2007-08) as a graduate assistant at Notre Dame, where he worked with the defense. He spent three seasons (2004-06) as an assistant coach at Richmond, mentoring tight ends from 2005-06 and the defensive line in 2004.

Graham began his coaching career as a graduate assistant at Wagner (2002-03), while he pursued an MBA with a concentration in finance. He coached the junior-varsity team to an undefeated season and also served as strength and conditioning coach and academic coordinator.

Graham played collegiately at Yale, where he was a defensive lineman for the 1999 team that shared an Ivy League title with Brown. He earned his bachelor's degree in sociology with a concentration in economics and African-American studies.

A native of Des Plaines, Illinois, Graham and his wife, Pamela, have two children, Morgan and Silas.

**PATRICK GRAHAM'S COACHING CAREER**

| | | |
|---|---|---|
| **2002-03** | Wagner | Graduate Assistant |
| **2004-06** | Richmond | Assistant Defensive Line (2004) |
| | | Tight Ends (2005-06) |
| **2007-08** | Notre Dame | Graduate Assistant |
| **2009-15** | New England Patriots | Coaching Assistant (2009) |
| | | Defensive Assistant (2010) |
| | | Linebackers (2011) |
| | | Defensive Line (2012-13) |
| | | Linebackers (2014-15) |
| **2016-17** | N.Y. Giants | Defensive Line |
| **2018** | Green Bay Packers | Defensive Run Game Coordinator/Inside Linebackers |
| **2019-present** | Miami Dolphins | Defensive Coordinator |

# CHAD O'SHEA

**OFFENSIVE COORDINATOR**
**COLLEGE: HOUSTON**
**NFL: 17TH SEASON**
**DOLPHINS: FIRST SEASON**

Chad O'Shea enters his 17th season as an NFL coach and first season with the Dolphins after being named offensive coordinator on Feb. 8, 2019.

O'Shea brings 16 years of NFL coaching experience to the Dolphins, having spent time with Kansas City (2003-05), Minnesota (2006-08) and New England (2009-18). In those 16 seasons, his teams won 12 division titles, five conference championships and three Super Bowls (XLIX, LI and LIII).

O'Shea spent the past 10 years (2009-18) in New England as the team's wide receivers coach. The team won three Super Bowls (XLIX, LI and LIII) during his tenure there and he helped mentor several wide receivers who set franchise and NFL records, such as Brandin Cooks, Julian Edelman, Danny Amendola and Wes Welker.

O'Shea helped the Patriots win Super Bowl LIII following the 2018 season. Edelman led the team with 850 receiving yards on 74 receptions (11.5 avg.) and six touchdowns, and won Super Bowl MVP honors despite being 32 years old. New England finished eighth in the NFL in passing, averaging 266.1 net passing yards per game.

In 2017, in Cooks' first season with the team, he became the 11th player in team history to reach 1,000 receiving yards in a season. He was the only player in the NFL that season to total at least 1,000 receiving yards in his first year with a new team. The Patriots had the second-best aerial attack in the league, averaging 276.1 net passing yards per game. That passing game helped the Patriots finish 13-3 and win the AFC.

The 2016 season brought another Super Bowl title (LI) to New England. Edelman led the team with 98 receptions for 1,106 yards (11.3 avg.) and became just the sixth player in team history with at least two 1,000-yard seasons. Chris Hogan, in his first season as an NFL starter, totaled 38 receptions for 680 yards (17.9 avg.) and four touchdowns.

In 2015, Amendola led all New England wide receivers with 65 receptions for 648 yards (10.0 avg.) and three touchdowns, while Edelman's receiving yards (692) and touchdowns (7) paced the team's wide outs. Injuries ravaged his unit as no wide receiver played more than 14 games, but four New England wide outs totaled at least 20 receptions.

Another first-time Patriots wide receiver thrived under O'Shea in 2014 as Brandon LaFell had the best season of his nine-year NFL career. In his first year in New England, LaFell set career highs with 74 receptions for 953 yards (12.9 avg.) and seven touchdowns. The Patriots went on to win Super Bowl XLIX, the first Super Bowl victory of O'Shea's career.

In 2013, Edelman became the third player in Patriots history to total at least 100 receptions after he posted 105 catches for 1,056 yards (10.1 avg.) and six touchdowns. Two of O'Shea's wide receivers led the team in receiving as Amendola posted 54 receptions for 633 yards (11.7 avg.) and two scores despite only playing in 12 games. Aaron Dobson totaled 34 receptions for 519 yards (14.0 avg.) and four receptions during his rookie campaign.

O'Shea was Welker's position coach for the final four seasons of Welker's six-year tenure in New England. In 2012, Welker became the team's all-time leader in receptions and became the first player in NFL history with five 100-catch seasons after he totaled 118 receptions for 1,354 yards (11.5 avg.) and six touchdowns. His 118 receptions were tied for second in the NFL that season. Welker also earned his fifth consecutive Pro Bowl selection.

In 2011, O'Shea's wide receivers helped the Patriots win the AFC. Welker set a franchise record with 1,569 receiving yards and became the second player in NFL history to record two 120-catch seasons. Welker's 122 receptions led the NFL and his 1,569 receiving yards were second. Welker earned his fourth straight Pro Bowl berth and was named first-team All-Pro. The wide outs helped quarterback Tom Brady pass for 5,235 yards, which was third-most in NFL history at the time.

The 2010 Patriots went 14-2 in the regular season and Welker once again led the team in receptions (86) and receiving yards (848). Deion Branch was second on the team with 48 catches for 706 yards (14.7 avg.) in just 11 games played. Welker earned his third consecutive Pro Bowl appearance.

In O'Shea's first year with the Patriots in 2009, he mentored two of the league's top five leading receivers. He helped Welker earn first-team All-Pro honors for the first time in his career as Welker led the NFL with 123

receptions and his 1,348 receiving yards ranked second. He also earned a Pro Bowl selection for the second time in his career. O'Shea also tutored Randy Moss, who tied for the NFL lead with 13 touchdown receptions. Moss' 1,264 receiving yards were tied for fifth in the league.

Prior to New England, O'Shea spent three seasons as offensive assistant/wide receivers coach (2006-08) with Minnesota. In 2008, he helped Bernard Berrian rank second in the NFL with an average of 20.8 yards per catch, and the Vikings led the NFL with 13 touchdown receptions of 20-plus yards. In 2007, the Vikings tied a team record with 19 plays of 50-plus yards.

O'Shea's first NFL job came with the Kansas City Chiefs, where he spent three seasons from 2003-05. He began as a volunteer special teams assistant in 2003 and then assisted with special teams and linebackers from 2004-05. In 2003, Kansas City led the NFL with four special teams touchdowns. They also led the league in both kickoff and punt return average. In 2004, the Chiefs set a team record for kickoff return yards (1,820) as Dante Hall returned two kickoffs for touchdowns.

O'Shea spent seven seasons as a collegiate coach, beginning at his alma mater, the University of Houston. He was on Houston's staff for four seasons (1996-99), beginning as a graduate assistant in 1996. He was promoted to wide receivers coach in 1997, served as tight ends/special teams coach in 1998 and added the title of recruiting coordinator in 1999.

In 2000, O'Shea moved to Southern Mississippi, where he spent three seasons (2000-02) as special teams coach and recruiting coordinator. During his tenure there, the Eagles blocked 21 kicks.

O'Shea played quarterback at Marshall (1991-93) before transferring to Houston (1994-95). He was named team captain as a senior in 1995.

A Houston native, he received his bachelor's degree from the University of Houston in 1995.

O'Shea's father, Mike, was a longtime athletic trainer in the collegiate and NFL ranks, spending time with the Baltimore Colts, University of Miami, Louisville and University of Houston.

O'Shea and his wife, Melissa, have two daughters, Claire and Grace, and a son, Mick.

**CHAD O'SHEA'S COACHING CAREER**

| | | |
|---|---|---|
| **1996-99** | University of Houston | Graduate Assistant (1996) |
| | | Wide Receivers (1997) |
| | | Tight Ends/Special Teams (1998) |
| | | Tight Ends/Special Teams/Recruiting Coordinator (1999) |
| **2000-02** | Southern Mississippi | Special Teams/Recruiting Coordinator |
| **2003-05** | Kansas City Chiefs | Assistant Special Teams/Volunteer (2003) |
| | | Assistant Special Teams/Linebackers (2004-05) |
| **2006-08** | Minnesota Vikings | Offensive Assistant/Wide Receivers |
| **2009-18** | New England Patriots | Wide Receivers |
| **2019-present** | Miami Dolphins | Offensive Coordinator |



# JOSH BOYER

**DEFENSIVE PASS GAME COORDINATOR/CORNERBACKS**
**COLLEGE: MUSKINGUM COLLEGE**
**NFL: 14TH SEASON**
**DOLPHINS: FIRST SEASON**

Josh Boyer enters his 14th season as an NFL coach and first season with the Dolphins after being named defensive pass game coordinator/cornerbacks coach on Feb. 8, 2019.

Boyer joins the Dolphins after spending 13 years with New England as a coaching assistant (2006-08) and coaching defensive backs (2009-11) and cornerbacks (2012-18). During his tenure, the Patriots won 12 division titles, six AFC championships and three Super Bowls (XLIX, LI and LIII). The team went 162-46 (.779) in the regular season during Boyer's tenure, the best record in the NFL during that span.

In Boyer's 10 seasons (2009-18) as a position coach for the Patriots, he helped develop five different Pro Bowl selections and five different All-Pro honorees. In that span, the team had the NFL's third-best scoring defense, allowing 19.4 points per game. Opposing passers had a rating of just 84.8 during those 10 seasons, the 10th-best mark in the league.

The 2018 Patriots defense played well against the pass, limiting opposing passers to an 85.4 rating. New England was third in the league in interceptions (18) and the defense, as a whole, was seventh in the NFL in

scoring, allowing just 20.3 points per game. Cornerback Stephon Gilmore earned first-team All-Pro honors for the first time in his career and was selected to his second Pro Bowl. Boyer's unit helped the Patriots win Super Bowl LIII.

In 2017, the Patriots won the AFC in part due to a defense that finished fifth in the NFL, allowing 18.5 points per game. Malcolm Butler was tied for second among all NFL cornerbacks with three forced fumbles and finished sixth on the team with 60 tackles (55 solo).

Boyer helped the Patriots once again win the Super Bowl (LI) in 2016. Butler earned second-team All-Pro honors with a team-leading four interceptions. Logan Ryan led all NFL cornerbacks with 92 tackles (74 solo). New England went 14-2 in the regular season with the league's best scoring defense, surrendering just 15.6 points per game. The Patriots were eighth in the NFL in opposing passer rating (84.4).

In 2015, Boyer mentored Butler to his first career Pro Bowl appearance as he led the team with 15 passes defensed. Ryan led the team with four interceptions and was second in passes defensed (14) and third in tackles (74; 58 solo). Ryan's 74 tackles were tied for fourth among all NFL cornerbacks. The Patriots finished in the top 10 in both scoring defense (10th, 19.7) and total defense (9th, 339.4).

New England won Super Bowl XLIX in 2014 as Boyer once again tutored a first-team All-Pro cornerback in Darrelle Revis in Revis' only season with the Patriots. Revis led the team with 14 passes defensed and was tied for the team lead with two interceptions, earning the sixth Pro Bowl selection of his career. New England had the eighth-best defense in the league, holding opponents to just 19.6 points per game. They also limited opposing passers to an 84.0 rating, which was 10th in the NFL.

In 2013, Boyer tutored Aqib Talib, who earned second-team All-Pro honors. His starting cornerbacks – Talib and Ryan – combined for nine interceptions. The Patriots were 10th in scoring defense (21.1) and were ninth in opposing passer rating (81.0).

In Boyer's first season transitioning to cornerbacks coach in 2012, the Patriots led the NFL in turnover differential (+25), were second in takeaways (41), tied for fifth in interceptions (20) and tied for ninth in scoring defense (20.7).

From 2009-11, Boyer served as New England's defensive backs coach. In 2011, the Patriots won 13 regular-season games, led the AFC in turnover differential (+17) and advanced to Super Bowl XLVI. He helped Kyle Arrington tie for the NFL lead with seven interceptions.

The Patriots won 14 games in 2010 and led the NFL in turnover differential (+28). Boyer coached two Pro Bowl players that season – cornerback Devin McCourty and safety Brandon Meriweather. McCourty also earned second-team All-Pro honors and was tied for second in the NFL with seven interceptions during his rookie campaign.

In his first season as a position coach in 2009, Boyer helped Meriweather earn his first Pro Bowl selection.

Boyer was a coaching assistant for the Patriots from 2006-08 and was part of the 2007 Patriots team that went 16-0 in the regular season and won the AFC Championship.

Prior to his time in New England, Boyer held several collegiate coaching positions. He served as defensive coordinator at South Dakota School of Mines and Technology in 2005, was defensive backs coach at Bryant in 2004 and also held graduate assistant roles at Kent State (2002-03) and Dayton (2001). He began his coaching career at King's College (Pa.) as an assistant coach in 2000.

Boyer was a four-year starter at Muskingam College (1996-99) in Ohio. He played wide receiver for three seasons before switching to defensive back as a senior and earning All-Ohio Athletic Conference honors at the position in 1999. He graduated from the school with a degree in physical education and health.

A Heath, Ohio native, Boyer is married to his wife, Kristi.

## JOSH BOYER'S COACHING CAREER

| | | |
|---|---|---|
| **2000** | King's College (Pa.) | Assistant |
| **2001** | Dayton | Graduate Assistant |
| **2002-03** | Kent State | Graduate Assistant |
| **2004** | Bryant | Defensive Backs |
| **2005** | S.D. School of Mines & Technology | Defensive Coordinator |
| **2006-18** | New England Patriots | Coaching Assistant (2006-08)<br>Defensive Backs (2009-11)<br>Cornerbacks (2012-18) |
| **2019-present** | Miami Dolphins | Defensive Pass Game Coordinator/Cornerbacks |

## DON SHULA'S COACHING LONGEVITY

Former Dolphins Head Coach Don Shula was one of only five coaches in NFL history to have coached the same team for 20 or more consecutive seasons. Shula (1970-95) completed 26 seasons with the Dolphins. Green Bay's Curley Lambeau (1921-49) and Dallas' Tom Landry (1960-88) share the record with 29 seasons each, while Pittsburgh's Chuck Noll (1969-91) and the N.Y. Giants' Steve Owen (1931-53) coached 23 years with their teams.

# KARL DORRELL

**WIDE RECEIVERS**
**COLLEGE: UCLA**
**NFL: 14TH SEASON**
**DOLPHINS: FIFTH SEASON**

Karl Dorrell enters the first season of his second stint with the Dolphins after being named wide receivers coach on Feb. 8, 2019. Dorrell previously served as the team's wide receivers coach from 2008-10 and was the quarterbacks coach in 2011.

Dorrell spent the past four seasons (2015-18) with the N.Y. Jets as their wide receivers coach. During that span, the Jets had five different players record at least 50 receptions in an individual season.

In 2018, Dorell had six wide receivers catch at least 10 passes as the unit was ravaged with injuries. Wide receiver Robby Anderson played in 14 games, totaling 50 receptions for 752 yards (15.0 avg.) and six touchdowns. His 15.0 yards per catch average was 21st in the NFL and his six receiving scores were tied for 25th.

Dorrell's receiving corps in 2017 dealt with offseason departures of Brandon Marshall and Eric Decker and a season-ending injury to Quincy Enunwa. The trio had combined to record 337 receptions for 4,683 yards (13.9 avg.) for the team from 2015-16. Dorrell helped Anderson seize the opportunity in his first year as a full-time starter. The second-year undrafted free agent led the team with 941 receiving yards and seven touchdowns on 63 receptions (14.9 avg.). Among second-year players in the NFL, his seven receiving touchdowns were tied for the most in the league and his 941 receiving yards were third behind New Orleans' Michael Thomas (1,245) and Kansas City's Tyreek Hill (1,183). Jermaine Kearse was added to the team just a week before the season started and led the squad with 65 receptions for 810 yards (12.5 avg.) and five touchdowns.

In 2016, Dorrell helped three Jets receivers total at least 40 receptions for 500 yards. Brandon Marshall led the team with 59 receptions for 788 yards (52.5 avg.). Enunwa totaled 58 receptions for 857 yards (14.8 avg.) and four touchdowns in just his second NFL season. Anderson finished with 42 receptions for 587 yards (14.0 avg.), the sixth-most receiving yards by a rookie in the NFL that season despite being undrafted.

In Dorrell's first season with the Jets in 2015, he helped Marshall set franchise records for receptions (109), receiving yards (1,502) and receiving touchdowns (14). All three marks ranked in the top five in the NFL that season. Decker caught 80 passes for 1,027 yards (12.8 avg.) and 12 touchdowns. The pair combined for the most receptions and receiving touchdowns by any wide receiver duo in team history with 26. The pair also scored touchdowns in the same game on nine occasions, setting an NFL record.

Dorrell spent the 2014 season as the offensive coordinator and quarterbacks coach at Vanderbilt.

From 2012-13, Dorrell served as the quarterbacks coach for the Houston Texans, where he worked with Matt Schaub and Case Keenum. Schaub passed for 4,008 yards and 22 touchdowns in 2012, leading the Texans to a 12-4 record, an AFC South title and a playoff victory. His 64.3 completion percentage that season was the second-highest of his career (min. 100 attempts).

Dorrell's first stint in Miami came from 2008-11, where he served as wide receivers coach (2008-10) and quarterbacks coach (2011).

The 2011 Dolphins lost Chad Henne for the season due to an injury suffered in just the fourth game. Dorrell helped Matt Moore step in and pass for 2,497 yards and 16 touchdowns, posting an 87.1 quarterback rating in 12 starts.

In 2010, Dorrell helped Marshall and Davone Bess form one of the top pass-catching units in the NFL. At the time, Marshall's 86 catches were tied for the second-most in team history, while Bess finished fifth in team annals with 79 receptions. The combined 165 receptions ranked fourth among NFL duos in 2010 and were the most by a Dolphins duo in team history.

## COACHING REUNIONS

Karl Dorrell was named the Dolphins wide receivers coach prior to the 2019 season. It marks his second stint on the team's coaching staff, having previously served as wide receivers coach from 2008-10 and quarterbacks coach in 2011. Dorrell became the ninth coach in Dolphins history to serve two separate terms on the team's coaching staff. He joined Bill Arnsparger (1970-73 and 1976-83), Monte Clark (1970-75 and 1995), George Edwards (2005-09 and 2012-13), Dan Henning (1979-80 and 2008-10), Howard Schnellenberger (1970-72 and 1975-78), Mike Shula (1991-92 and 2000-01), Chris Foerster (2004 and 2016-17) and Jeremiah Washburn (2016 and 2018).

In Dorrell's first season with the Dolphins in 2008, the team won 10 games more than the previous season, posting an 11-5 mark and winning the AFC East. Three of Dorrell's receivers (Ted Ginn Jr., Greg Camarillo and Bess) topped 50 receptions and 500 yards.

Dorrell joined the Dolphins following a five-year stint as head coach at UCLA. During his time heading up the Bruins' program, the school went 35-27 and appeared in a bowl game all five seasons. In 2005, UCLA went 10-2, recorded a victory over Northwestern in the Sun Bowl and finished with a No. 13 national ranking in the USA Today Coaches poll, and No. 16 by the Associated Press. For the team's performance that year, Dorrell was named the Pac-10 Conference co-Coach of the Year.

Before his time with the Bruins, Dorrell was wide receivers coach with the Denver Broncos from 2000-02. In Denver, Rod Smith's first two career Pro Bowl selections coincided with Dorrell's first two years with the team. Smith surpassed the 1,000-yard receiving mark all three years that Dorrell was there, and also attained the 100-catch plateau the first two seasons. In addition, Ed McCaffrey went over the 100-catch and 1,000-yard receiving barriers as well in 2000, as the pair combined for 201 receptions, 2,919 receiving yards and 17 touchdowns that year.

Prior to his stint with the Broncos, Dorrell was an assistant at the collegiate level for 12 seasons, including seven years as an offensive coordinator. He began his coaching career as a graduate assistant at his alma mater, UCLA, in 1998. Dorrell also held assistant coach positions at Central Florida (1989), Northern Arizona (1990-91), Colorado (1992-93; 1995-98), Arizona State (1994) and Washington (1999). In Dorrell's 17 seasons as a head coach and an assistant coach at the collegiate level, the teams he coached put together 10 winning records and made 12 bowl appearances. He also worked with the Broncos' staff during training camp in 1993 and 1999 as part of the NFL's Minority Coaching Fellowship program.

Dorrell played five years as a receiver at UCLA (1982-86) and totaled 108 receptions for 1,517 yards (14.0 avg.) and nine touchdowns.

A San Diego native, he and his wife, Kim, have a son, Chandler, and a daughter, Lauren.

| KARL DORRELL'S COACHING CAREER | | |
|---|---|---|
| **1988** | UCLA | Graduate Assistant |
| **1989** | Central Florida | Wide Receivers |
| **1990-91** | Northern Arizona | Offensive Coordinator/Wide Receivers |
| **1992-93** | Colorado | Wide Receivers |
| **1994** | Arizona State | Wide Receivers |
| **1995-98** | Colorado | Offensive Coordinator/Wide Receivers |
| **1999** | Washington | Offensive Coordinator/Wide Receivers |
| **2000-02** | Denver Broncos | Wide Receivers |
| **2003-07** | UCLA | Head Coach |
| **2008-11** | Miami Dolphins | Wide Receivers (2008-10)<br>Quarterbacks (2011) |
| **2012-13** | Houston Texans | Quarterbacks |
| **2014** | Vanderbilt | Offensive Coordinator/Quarterbacks |
| **2015-18** | N.Y. Jets | Wide Receivers |
| **2019-present** | Miami Dolphins | Wide Receivers |

## BRENDAN FARRELL

**ASSISTANT SPECIAL TEAMS**
**COLLEGE: NOTRE DAME**
**NFL: FIRST SEASON**
**DOLPHINS: FIRST SEASON**

Brendan Farrell enters his first season with the Dolphins after being named assistant special teams coach on Feb. 11, 2019.

Farrell spent the past six seasons (2013-18) as a special teams analyst at the University of Alabama. The Crimson Tide won two national championships, played in four national title games, made five appearances in the College Football Playoff and won four SEC crowns during his tenue. Alabama was 78-8 (.907) overall and went 44-4 (.917) in the SEC during the six seasons he was on staff.

Farrell helped the Crimson Tide special teams become one of the top units in the nation. They led the SEC in total special teams metrics in 2013 and 2018, led the nation with six special teams touchdowns in 2015 and

were first in FBS in net punting average in 2013 (42.4) and 2014 (44.7). In 2017, punter J.K. Scott was a finalist for the Ray Guy Award, given annually to the nation's top punter, and earned first-team All-SEC honors. Scott was a first-team All-American and also earned first-team All-SEC honors as a freshman in 2014. He went on to become a fifth-round pick (172nd overall) by Green Bay in the 2018 NFL draft. While at Alabama, current Dolphins running back Kenyan Drake returned a kickoff 95 yards for a touchdown in the fourth quarter of the 2016 College Football Playoff National Championship to help the Crimson Tide win a one-score game. In 2013, punter Cody Mandell earned first-team All-SEC honors and Christion Jones was named SEC Special Teams Player of the Year.

Prior to Alabama, Farrell spent four years (2009-12) at Northwestern State, where he was assistant head coach, special teams coordinator and coached tight ends. In 2012, his punt return unit was third in FCS with an 18.2 average. In 2011, Farrell's special teams units led the Southland Conference in kickoff returns (25.1 avg.) and field goal percentage (100.0 pct.) and ranked second in kickoff coverage (19.9 avg.). Kicker John Shaughnessy set a school record with 12 consecutive field goals made and punter Bradley Russo was 18th nationally with a 41.0 gross punting average.

Farrell was on LSU's coaching staff for three seasons (2006-08), where he helped the Tigers win the 2007 BCS National Championship and SEC Championship. As a quality control coach, Farrell worked closely with tight ends and special teams. He helped mentor kicker Colt David and punter Patrick Fisher, who both earned first-team All-SEC honors in 2007.

Farrell was a graduate assistant at Middle Tennessee State from 2004-05 and began his coaching career as special teams coordinator and running backs coach at Wayne State from 2002-03.

Farrell played linebacker and safety for four seasons (1996-99) at Notre Dame, where he double majored in English and history. He earned his master's degree in sports administration at Wayne State.

Farrell and his wife, Kasia, have two sons, TJ and Gabriel.

**BRENDAN FARRELL'S COACHING CAREER**

| | | |
|---|---|---|
| **2002-03** | Wayne State | Special Teams Coordinator/Running Backs |
| **2004-05** | Middle Tennessee State | Defensive Graduate Assistant |
| **2006-08** | LSU | Special Teams/Offensive Quality Control |
| **2009-12** | Northwestern State | Asst. Head Coach/Special Teams Coordinator/Tight Ends |
| **2013-18** | Alabama | Special Teams Analyst |
| **2019-present** | Miami Dolphins | Assistant Special Teams |

# PAT FLAHERTY

**OFFENSIVE LINE**
**COLLEGE: EAST STROUDSBURG**
**NFL: 20TH SEASON**
**DOLPHINS: FIRST SEASON**

Pat Flaherty enters his 20th season as an NFL coach and first season with the Dolphins after being named offensive line coach on Feb. 8, 2019.

Flaherty has 19 years of NFL coaching experience, including 15 years as an offensive line coach. He's been an offensive line coach for two Super Bowl-winning teams, as the New York Giants won Super Bowl XLII following the 2007 season and Super Bowl XLVI following the 2011 season. Flaherty was also the offensive line coach for Jacksonville's 2017 run to the AFC Championship game. He has been a position coach on five division-winning teams and had four different players who have been selected to nine Pro Bowls.

Flaherty served as offensive line coach for Jacksonville from 2017-18. In 2018, Flaherty's unit helped block for a banged up Leonard Fournette, who played in just eight games but still rushed for 439 yards and five touchdowns. Both marks were the highest of any NFL player who played less than 10 games that season.

In his first season with the Jaguars in 2017, Flaherty helped the team allow just 24 sacks, the lowest mark in franchise history. His offensive line also excelled at run blocking, as the Jaguars led the NFL with 141.4 rushing yards per game. Fournette became the second rookie running back in team history to rush for 1,000-plus yards (1,040) and had nine rushing touchdowns as the Jaguars advanced to the AFC Championship game for the first time since 1999.

Flaherty spent the 2016 season as offensive line coach for the San Francisco 49ers, where he helped the team rush for 126.2 yards per game, the fourth-highest mark in the NFL. Running back Carlos Hyde rushed

for 988 yards, 14th-best in the NFL and the most in his career to that point.

Flaherty was the offensive line coach for the New York Giants for 12 seasons (2004-15), helping the offense rank in the top 10 in the NFL in six seasons and win two Super Bowls. The team had a 1,000-yard rusher in seven of his 12 seasons there, including the three-best individual rushing seasons in team history (Tiki Barber, 2006-08). His unit also protected quarterback Eli Manning, who started 183 consecutive games during Flaherty's tenure there, and passed for 4,000-plus yards on five occasions.

In 2015, the Giants' offensive line helped the team average 372.0 yards per game, which was eighth in the NFL. The Giants totaled 5,952 net yards, the third-most in franchise history. Flaherty's pass-blocking unit surrendered just 27 sacks, tied for the fourth-fewest in the league. Manning set the franchise record for single-season completions (387). He also passed for 4,432 yards and 35 touchdowns, the second-best marks in team history.

The 2014 Giants totaled 5,875 net yards, the fifth-most in team history. Manning set the franchise record for completion percentage (63.1) and his 379 completions were tied for the franchise record at the time.

In 2012, Flaherty's unit led the NFL with just 20 sacks allowed and the Giants scored 429 points, the second-most in franchise history. The team's 4.5 yards per carry average was seventh in the league. Guard Chris Snee was selected to his fourth Pro Bowl, all coming under Flaherty's guidance.

Flaherty helped the Giants overcome the retirements of two long-time offensive linemen (Rich Seubert and Shaun O'Hara) in 2011 to win Super Bowl XLVI. Despite the offensive line using five different starting lineups that season, the offense set franchise records with 6,161 total yards and 4,734 net passing yards. They allowed just 28 sacks, the seventh-fewest in the league, and the 4,734 net passing yards were fifth in the NFL.

Flaherty coached two Pro Bowl players in each season from 2008-10 as Snee and O'Hara were selected to the game in three consecutive seasons.

In 2010, the Giants were fifth in the NFL with an average of 380.3 yards per game, and set a record with 6,085 total yards that would be broken the following season. The Giants set a franchise record with just 16 sacks allowed, tied for the best mark in the league. They went five consecutive games without allowing a sack from Week 9 to Week 13, which was a team record. The Giants were one of just two NFL teams to have two running backs total at least 800 rushing yards (Ahmad Bradshaw and Brandon Jacobs). The offensive line accomplished all of this despite using six different starting lineups throughout the season due to injuries.

Tackle David Diehl was also selected to the Pro Bowl following the 2009 season, giving the Giants three players from the position group participating in the game. It was the first time the Giants had done that since 1962. The team also averaged 25.1 points per game, ranking eighth in the NFL that season.

The 2008 Giants set a franchise record and led the NFL with 2,518 rushing yards. It marked the first time since 1993 the team had led the league in rushing. Both Jacobs (1,089) and Derrick Ward (1,025) rushed for 1,000-plus yards, becoming just the fourth set of running back teammates to do that in the same season in NFL history.

The Giants won Super Bowl XLII at the end of the 2007 season behind a rushing attack that ranked fourth in the NFL, averaging 134.3 rushing yards per game. The team's 4.6 yards per carry mark was also fourth in the league.

In Flaherty's first three seasons (2004-06) in New York, the Giants had one of the best rushing attacks in the NFL led by Barber. He rushed for 1,000-plus yards in all three seasons, including a franchise record of 1,860 rushing yards in 2005. Barber's 1,662 rushing yards in 2006 were fourth in the NFL and second in team history., while his 1,518 rushing yards in 2004 were fifth in the NFL. The Giants were among the NFL's top 10 in rushing and fewest sacks allowed in both 2005 and 2006.

Flaherty moved to the offensive line after he spent the first four seasons of his NFL-coaching career with tight ends. He was Chicago's tight ends coach from 2001-03. In his first NFL season as tight ends coach for Washington in 2000, he helped Stephen Alexander earn the only Pro Bowl selection of his career with a career-high 47 receptions for 510 yards (10.9 avg.) and two touchdowns.

Prior to joining the NFL, Flaherty spent 19 years as a collegiate coach. He began his coaching career as an offensive line coach at his alma mater, East Stroudsburg University, from 1980-81. He also spent time as an assistant coach at Penn State (1982-83), Rutgers (1984-91), East Carolina (1992), Wake Forest (1993-98) and Iowa (1999). He was on Penn State's staff in 1982 when the school won its first consensus national championship.

A McSherrystown, Pennsylvania native, Flaherty was an All-American center at East Stroudsburg and was inducted into the school's Hall of Fame in 2004. He was also inducted into the South Central Chapter Pennsylvania Sports Hall of Fame in 2019. Flaherty and his wife, Lynne, have two children, Shawn and Colleen.

## DOLPHINS BEFORE AND AFTER BYES

The Dolphins did not have a game preceding their bye in 1992 or 2017 because their season openers were rescheduled to the bye week due to hurricane threats. Since the NFL first instituted the open week in 1990, the Dolphins are 14-14 in games preceding the bye week. Miami owns a 17-13 record in games following a bye week.

| PAT FLAHERTY'S COACHING CAREER | | |
|---|---|---|
| **1980-81** | East Stroudsburg University | Offensive Line |
| **1982-83** | Penn State | Assistant Offensive Line |
| **1984-91** | Rutgers | Offensive Line |
| **1992** | East Carolina | Defensive Ends |
| **1993-98** | Wake Forest | Offensive Line/Tight Ends/Special Teams |
| **1999** | Iowa | Tight Ends/Special Teams |
| **2000** | Washington Redskins | Tight Ends |
| **2001-03** | Chicago Bears | Tight Ends |
| **2004-15** | N.Y. Giants | Offensive Line |
| **2016** | San Francisco 49ers | Offensive Line |
| **2017-18** | Jacksonville Jaguars | Offensive Line |
| **2019-present** | Miami Dolphins | Offensive Line |

# GEORGE GODSEY

**TIGHT ENDS**
**COLLEGE: GEORGIA TECH**
**NFL: NINTH SEASON**
**DOLPHINS: FIRST SEASON**

George Godsey enters his ninth season as an NFL coach and first season with the Dolphins after being named tight ends coach on Feb. 8, 2019.

Godsey has experience coaching on both sides of the football. In his eight years (2011-18) as an NFL assistant coach, Godsey has been part of seven winning seasons, five divisions titles and one AFC Championship. His teams have compiled a .617 winning percentage.

Godsey spent the past two seasons (2017-18) with the Detroit Lions. He was a defensive assistant responsible for special projects in 2017 and was promoted to quarterbacks coach in 2018.

As quarterbacks coach, Godsey worked with Matthew Stafford. The signalcaller completed 66.1 percent of his passes (367-of-555) for 3,777 yards and 21 touchdowns despite two of his top receivers – Marvin Jones Jr. and Golden Tate – combining to play in just 16 games for the Lions.

In 2017, Godsey worked with the defensive side of the ball for the first time in his career. He helped the Lions finish third in the NFL in total takeaways (32), fourth in interceptions (19) and second in opponent fumble recoveries (13).

Godsey spent three seasons (2014-16) in Houston, serving as quarterbacks coach in 2014 before he was promoted to offensive coordinator in 2015. The Texans posted three consecutive winning seasons during his tenure there, and won the AFC South in both seasons he was offensive coordinator.

In 2016, Godsey oversaw a Houston offense that helped the Texans win the AFC South and an AFC Wild Card game against Oakland in Brock Osweiler's first full season as an NFL starting quarterback. Running back Lamar Miller rushed for 1,073 yards in his first season with the team.

In 2015, the Texans became the first NFL team since 1950 to make the playoffs with four different starting quarterbacks winning at least one regular-season game. Quarterback Brian Hoyer started nine contests and set single-season career highs in passer rating (91.4), completion percentage (60.7) and passing touchdowns (19). Wide receiver DeAndre Hopkins finished third in the NFL in receiving with 1,521 yards. His 11 receiving touchdowns were tied for seventh.

As quarterbacks coach and offensive play-caller in 2014, Godsey helped develop several passers as the Texans were hit by injuries at the position. Ryan Fitzpatrick started 12 contests and posted a 95.3 quarterback rating, the highest of his career until he surpassed that in the 2018 season. Case Keenum and Ryan Mallett also started two games each for the Texans.

Godsey's first NFL coaching position came in New England, where he served as an offensive assistant (2011) and tight ends coach (2012-13).

As tight ends coach in 2012-13, Godsey tutored Rob Gronkowski. Despite playing just seven games in 2013 due to injury, Gronkowski still caught 39 passes for 592 yards (15.2 avg.) and four touchdowns. His 15.2 yards per catch average was third among NFL tight ends that season.

In 2012, Godsey helped Gronkowski earn his second Pro Bowl berth. Gronkowski only played in 11 games as he dealt with injuries, but still totaled 55 receptions for 790 yards (14.4 avg.) and 11 touchdowns. His 14.4

yards per catch average and 11 touchdowns led all NFL tight ends.

In Godsey's first NFL season in 2011, he served as an offensive assistant for the Patriots and helped New England win the AFC and advance to Super Bowl XLVI. The Patriots went 13-3 that season, earning the top seed in the AFC playoffs. The Patriots were second in the NFL in total offense (428.0 yards per game) and passing offense (317.8 net passing yards per game), and third in scoring offense (32.1 points per game).

Godsey came to New England following seven seasons (2004-10) at Central Florida, where he held a variety of roles. Godsey began his coaching career as a graduate assistant (2004) for the Knights before he was promoted to quarterbacks coach (2005-08) and then moved to running backs coach in 2009. Central Florida played in three bowl games and won two conference titles in Godsey's tenure.

As the team's running backs coach in 2010, Godsey helped Central Florida lead Conference USA with 36 rushing touchdowns. The Knights went 11-3 and won Conference USA in his final season at the school.

Godsey was a standout quarterback at Georgia Tech from 1998-2001. He left school as the program's all-time career record holder in completion percentage (63.3) and passer rating (143.6). He went on to play one season in the Arena Football League for the Tampa Bay Storm, where they won ArenaBowl XVII.

A Tampa, Florida native, Godsey comes from a strong football family. His father, John, played football for Bear Bryant at Alabama, while his older brother, Greg, played at Air Force and his younger brother, Gary, played at Notre Dame.

| GEORGE GODSEY'S COACHING CAREER | | |
|---|---|---|
| **2004-10** | Central Florida | Graduate Assistant (2004)<br>Quarterbacks (2005-08)<br>Running Backs (2009-10) |
| **2011-13** | New England Patriots | Offensive Assistant (2011)<br>Tight Ends (2012-13) |
| **2014-16** | Houston Texans | Quarterbacks (2014)<br>Offensive Coordinator (2015-16) |
| **2017-18** | Detroit Lions | Defensive Assistant/Special Projects (2017)<br>Quarterbacks (2018) |
| **2019-present** | Miami Dolphins | Tight Ends |

# MARION HOBBY

**DEFENSIVE LINE**
**COLLEGE: TENNESSEE**
**NFL: FIFTH SEASON**
**DOLPHINS: FIRST SEASON**

Marion Hobby enters his fifth season as an NFL coach and first season with the Dolphins after being named defensive line coach on Feb. 8, 2019.

Nearly all of Hobby's coaching experience comes on the defensive line, as he's been coaching the position for Power 5 and NFL teams for more than 20 years. He also has experience as a defensive coordinator and assistant head coach at the collegiate level.

Hobby spent the past two seasons (2017-18) with the Jacksonville Jaguars, where he served as defensive line coach. In 2018, he helped the Jaguars finish tied for fourth in the NFL in scoring defense, allowing just 19.8 points per game, and fifth in total defense, allowing 311.4 yards per game. The team's pass defense was second in the NFL, averaging 194.6 net passing yards allowed per game. Hobby mentored defensive end Calais Campbell, who was the oldest NFL player (32) to have double-digit sacks (10.5) in 2018 and became the first player in team history to have double-digit sacks in back-to-back seasons. He also earned a Pro Bowl selection.

In Hobby's first season with the Jaguars in 2017, he helped the team have one of the best pass-rushing units in the NFL. The team was second in the NFL with 55 sacks and had four defensive linemen total at least eight sacks – Campbell (14.5), defensive end Yannick Ngakoue (12.0), defensive tackle Malik Jackson (8.0) and defensive end Dante Fowler Jr. (8.0). The Jaguars defense finished second in scoring (16.8 points allowed per game), total defense (286.1 yards allowed per game), takeaways (33) and interceptions (21). The unit helped Jacksonville win the AFC South and advance to the AFC Championship game for the first time since 1999. Three of Hobby's defensive linemen made the Pro Bowl – Campbell, Jackson and Ngakoue. Campbell

earned first-team All-Pro honors and was named PFWA Defensive Player of the Year after setting a franchise record with his 14.5 sacks.

Hobby spent six seasons (2011-16) in his second stint at Clemson, serving as co-defensive coordinator and defensive ends coach. The Tigers finished in the top 25 in all six seasons he was on staff, played in two national championship games and won the College Football Playoff National Championship following the 2016 season. He also developed several NFL players while at Clemson, including two first-round picks and two second-round selections. Vic Beasley went eighth overall to Atlanta in the 2015 NFL draft, Shaq Lawson was a first-round pick of Buffalo's (19th overall) in the 2016 NFL draft, Kevin Dodd was a second-round pick (33rd overall) by Tennessee in the 2016 NFL draft, Andre Branch was a second-round pick (38th overall) by Jacksonville in the 2012 NFL draft and Malliciah Goodman was selected in the fourth round (127th overall) by Atlanta in the 2013 NFL draft.

In 2016, Hobby tutored Christian Wilkins, who earned first-team All-America honors and was a finalist for the Nagurski Award (nation's top defensive player) as a sophomore. Clemson finished the season 14-1, winning the ACC and the College Football Playoff National Championship, the school's first national title since 1981. The Tigers were third in sacks (49), eighth in total defense (311.5 yards allowed per game) and 10th in scoring defense (18.0 points allowed per game).

Clemson finished No. 2 in the country in 2015 as Hobby helped Lawson earn first-team All-American honors and Dodd was named honorable mention All-ACC. The two finished first and second in the nation in tackles for loss.

In 2014, Clemson led the nation in total defense (260.8) and tackles for loss (131). Hobby mentored Beasley, who earned first-team All-American honors and was named ACC Defensive Player of the Year. Beasley finished his career as the school's record-holder with 33 career sacks. He also earned first-team All-American honors in 2013 and was a finalist for the Hendricks Award (nation's top defensive end) after he led the ACC with 13 sacks.

Prior to joining Clemson, Hobby spent three seasons (2008-10) as the assistant head coach, defensive coordinator and defensive line coach at Duke. He helped the Blue Devils' defense hold opponents to just 23.4 points per game in 2008, the program's best mark in 20 years.

Hobby spent the 2006-07 seasons as defensive ends coach for the New Orleans Saints. In 2006, he helped Will Smith start in the Pro Bowl after he totaled 10.5 sacks. The Saints went 10-6 and won the NFC South that season.

In 2005, Hobby was the defensive line coach for his first stint at Clemson. He helped the Tigers finish in the top 25 with an 8-4 record. Clemson was 11th in the nation in scoring defense, allowing just 17.6 points per game.

Hobby has also held assistant coach positions at Mississippi (1999-2004), Tennessee (1998), Louisiana-Lafayette (1996-97) and Tennessee-Martin (1995).

Hobby played three seasons (1990-92) in the NFL as a defensive end with New England after he was a third-round pick (74th overall) by Minnesota in the 1990 NFL draft. As a collegiate player at Tennessee, he was named first-team All-SEC in 1989 and is a member of Tennessee's 100-year anniversary team.

A native of Irondale, Alabama, Hobby and his wife, Constance, have three daughters, Maria, Mariah and Camille.

## MARION HOBBY'S COACHING CAREER

| | | |
|---|---|---|
| **1995** | Tennessee-Martin | Strength & Conditioning |
| **1996-97** | Louisiana-Lafayette | Strength & Conditioning/Defensive Tackles |
| **1998** | Tennessee | Assistant Strength & Conditioning |
| **1999-2004** | Mississippi | Defensive Line |
| **2005** | Clemson | Defensive Line |
| **2006-07** | New Orleans Saints | Defensive Ends |
| **2008-10** | Duke | Defensive Coordinator/Defensive Line (2008-09)<br>Asst. Head Coach/Def. Coordinator/Def. Line (2010) |
| **2011-16** | Clemson | Co-Defensive Coordinator/Defensive Ends |
| **2017-18** | Jacksonville Jaguars | Defensive Line |
| **2019-present** | Miami Dolphins | Defensive Line |

## A PLAYERS COACH

Although there is not a current Dolphins coach that also played for the team, Renaldo Hill became the 10th person to have both played and coached with the Dolphins when he was hired as assistant defensive backs coach in 2018. Hill played safety with the team from 2006-08. The first to have achieved this was Bob Matheson, who was a linebacker from 1971-79 before going on to serve with the staff from 1983-86. The others who followed Matheson and preceded Hill are Larry Seiple (P/RB/TE, 1967-77; Coach, 1988-99), Tony Nathan (RB, 1979-87; Coach, 1989-95), Dwight Stephenson (C, 1980-87; Coach, 1992), Bernie Parmalee (RB, 1992-98; Coach, 2002-04), Jeff Dellenbach (T/C, 1985-94; Coach, 2004), Terry Robiskie (FB, 1980-81; Coach, 2007), James Saxon (RB, 1992-94; Coach, 2008-10) and Bryan Cox (LB 1991-95; Coach 2011). In addition, while not seeing action in a game, Jason Garrett served as the team's 3rd quarterback for five games in 2004 before joining the coaching staff from 2005-06 as the team's quarterbacks coach.

# ROB LEONARD

LINEBACKERS
COLLEGE: NORTH CAROLINA STATE
NFL: SEVENTH SEASON
DOLPHINS: FIRST SEASON

Rob Leonard enters his seventh season as an NFL coach and first season with the Dolphins after being named linebackers coach on Feb. 8, 2019.

Leonard spent the first six seasons (2013-18) of his NFL coaching career with the New York Giants. He began his tenure as a defensive assistant (2013-16) before being promoted to assistant defensive line coach (2017) and then to outside linebackers coach (2018).

In 2018, Leonard moved to outside linebackers coach and helped Olivier Vernon lead the Giants with seven sacks and 21 quarterback hits. He mentored Lorenzo Carter, who totaled four sacks in his rookie season, tied for 10th among all NFL rookies. Only four NFL rookies picked behind Carter (3rd round, 66th overall) totaled more sacks than he did.

Leonard was promoted to assistant defensive line coach in 2017. In his lone season in the role, Leonard helped defensive tackle Damon Harrison post 76 tackles (51 solo), which ranked second on the team and led all NFL defensive tackles. He also assisted defensive end Jason Pierre-Paul, who led the team with 8.5 sacks in his first 16-game season since 2014.

Leonard served as a defensive assistant for the Giants from 2013-16. In 2016, he was part of a staff that coached the NFL's most-improved defense in the NFL, which helped the team finish 11-5 and earn a playoff berth. The unit allowed 158 fewer points and 1,290 fewer yards than it did in 2015. The Giants led the NFL with just 25 offensive touchdowns allowed and held opponents under 20 points on eight occasions. The team's 17.8 points per game allowed was second in the NFL and the team's best since 2002. The Giants also tied for third in the NFL in rushing yards allowed (88.6 yards per game). Harrison totaled 86 tackles (55 solo), which was the most by an NFL defensive tackle since 1996 when Buffalo's Ted Washington had 92 stops (70 solo). Harrison earned first-team All-Pro honors.

In 2015, the Giants defense was tied for sixth in the NFL with 28 takeaways. The team's 15 interceptions were tied for 10th in the NFL while their 17 forced fumbles were tied for eighth and their 13 fumble recoveries were tied for fourth.

The 2014 Giants' defense made several big plays. They finished fourth in the NFL with 47 sacks, led by Pierre-Paul, whose 12.5 sacks were eighth in the NFL. Pierre-Paul also had 76 tackles (54 solo), which ranked third on the team. The Giants intercepted 17 passes, good for 11th in the NFL.

In Leonard's first NFL season in 2013, the Giants finished eighth in the NFL in total defense, allowing just 332.3 yards per game. The unit had the 10th-best passing defense in the NFL, allowing just 223.3 net passing yards per game, and limited opposing passers to a 78.3 rating, which ranked sixth in the league. The Giants were also stout against the run, holding opponents to just 3.84 yards per carry, the sixth-best mark in the NFL.

Leonard came to the Giants from North Carolina State, where he was a graduate assistant for three seasons (2010-12). The Wolfpack posted winning records and appeared in three consecutive bowl games while he was on staff. He began his coaching career in 2009 as a defensive assistant at Cardinal Gibbons High School in Raleigh, North Carolina.

Leonard was a three-year letterman at North Carolina State (2006-08), where he walked on and earned a scholarship while redshirting following his freshman season at Washington & Jefferson College, a Division III school. He primarily played special teams in 2006 and 2007 before earning a starting linebacker role in 2008. He led the Wolfpack with 95 tackles and 801 snaps that season, and earned the team's Mike Hardy Award, given annually to the player who plays beyond his capabilities.

A native of Moon Township, Pennsylvania, Leonard earned first-team all-conference honors at Moon High School, where he played running back, defensive back, kick returner and punter. He also earned second-team all-state honors at cornerback.

Leonard and his wife, Anna, have two sons, Bo and Luke.

| ROB LEONARD'S COACHING CAREER | | |
|---|---|---|
| **2010-12** | North Carolina State | Graduate Assistant |
| **2013-18** | N.Y. Giants | Defensive Assistant (2013-16)<br>Assistant Defensive Line (2017)<br>Outside Linebackers (2018) |
| **2019-present** | Miami Dolphins | Linebackers |

# TONY ODEN

**SAFETIES**
**COLLEGE: BALDWIN-WALLACE**
**NFL: 16TH SEASON**
**DOLPHINS: SECOND SEASON**

Tony Oden enters his second season with the Miami Dolphins and his first as safeties coach. He joined the organization after being named defensive backs coach on Jan. 31, 2018.

Oden has 15 years of NFL coaching experience, all with defensive backs. In four of his past six seasons, Oden's teams have ranked in the NFL's top five in interceptions (2013-14, 2017, 2018). He's played an instrumental part in six players earning eight Pro Bowl selections.

In 2018, Oden served as defensive backs coach and led a Dolphins secondary that was among the best in the NFL at forcing turnovers. Miami's 21 interceptions ranked second in the league and were the most by a Dolphins defense since 2003. His defensive backs contributed to 17 of those 21 picks, good for second in the NFL, and allowed a 93.1 quarterback rating, the ninth-lowest in the league. The Miami defense also allowed an average of just 1.26 points per drive in the final two minutes of a half, which was the fourth-best rate in the NFL, and forced seven turnovers in those situations. Cornerback Xavien Howard tied for the league lead with seven interceptions despite missing the last four games due to injury and earned Pro Bowl honors for the first time in his career. Safety Minkah Fitzpatrick's two interceptions were tied for seventh among NFL rookies while his 80 tackles (51 solo) ranked 10th.

Prior to 2018, Oden spent four seasons (2014-17) coaching defensive backs and cornerbacks for Detroit. During his tenure in Detroit, the Lions recorded 58 interceptions, which were the ninth-most in the NFL during that time span.

In 2017, he helped the Lions tie for fourth in the NFL with 19 interceptions. Among cornerback units, Detroit tied for the league-high with four fumble recoveries and two defensive touchdowns and tied for second with 12 total takeaways. Cornerbacks Nevin Lawson and DJ Hayden contributed to the team's record-tying seven defensive touchdowns as both scored on fumble returns. Cornerback Darius Slay tied for the league lead with eight interceptions, more than the previous four years of his NFL career combined. Slay's breakout season also included a league-high 26 passes defensed and 60 tackles (54 solo). The 26 passes defensed were tied for the second-most in the NFL in the previous decade (2008-17). Slay earned first-team All-Pro honors and the first Pro Bowl selection of his career, becoming the first Lions cornerback to do so since 2004.

During the 2016 season, Slay and Lawson were among the team's top six leading tacklers, while Lawson's nine passes defensed were second-most on the team. The Lions finished 9-7 that season and earned an NFC Wild Card playoff berth.

The 2015 Lions finished in the top half of the NFL in passing defense, surrendering just 236.6 passing yards per game. The team limited downfield passing plays by holding opponents to just a 5.8 yards depth at catch average, the 10th-best in the league. Oden developed rookie cornerback Quandre Diggs into one of the team's most versatile players, as Diggs recorded 35 tackles (28 solo), six passes defensed, one forced fumble and one fumble recovery.

In Oden's first season in Detroit in 2014, he helped the Lions win 11 games and earn a playoff berth. Slay had 17 passes defensed, tied for the sixth-most in the NFL and second among all rookie and second-year players. The Lions were tied for third in the NFL with 20 interceptions and 13th in pass defense, allowing just 231.6 passing yards per game.

Oden spent the 2013 season coaching cornerbacks for Tampa Bay. The Buccaneers were tied for third in the NFL with 21 interceptions. Cornerback Darrelle Revis earned a Pro Bowl selection just one year removed from ACL surgery after posting 50 tackles (43 solo), two interceptions and two forced fumbles. He led the

team with 11 passes defensed. Rookie cornerback Johnthan Banks led the team with three interceptions.

Oden was in Jacksonville for the 2012 campaign. Cornerback Derek Cox led the team with four interceptions despite not having a pick in the previous season. Cox also led the team with 11 passes defensed. Safety Dawan Landry totaled 100 tackles (81 solo) and one interceptions.

Oden spent six seasons (2006-11) with the New Orleans Saints, beginning as the assistant secondary coach (2006-10) before being promoted to secondary coach (2011). During his tenure with the Saints, the team won three NFC South titles (2006, 2009, 2011) and won Super Bowl XLIV following the 2009 season. His teams twice finished in the top five in the league in passing yards allowed, ranking third in 2006 (178.4 passing yards allowed per game) and fourth in 2010 (193.9). Harper earned Pro Bowl selections following the 2009 and 2010 seasons.

Oden began his NFL career in 2004 with the Houston Texans, where he spent two seasons (2004-05) as a defensive assistant and assistant defensive backs coach. In 2004, the team set the franchise record for interceptions (22).

Prior to joining the NFL coaching ranks, Oden spent eight seasons as a collegiate coach. He held various defensive assistant coaching positions at Eastern Michigan (2003), East Carolina (2000-02), Army (1998-99), Boston College (1997) and Millersville University (1996).

Oden was a two-time all-conference linebacker at Baldwin-Wallace where he was a captain his senior season and earned All-America honors as a junior. He was inducted into the Cleveland Heights High School Hall of Fame in 2017.

A native of Cleveland, Oden and his wife, Amanda, have a son, Jaylen, and a daughter, Ryan.

**TONY ODEN'S COACHING CAREER**

| | | |
|---|---|---|
| **1996** | Millersville (Pa.) University | Assistant Defensive Backs |
| **1997** | Boston College | Graduate Assistant (Wide Receivers) |
| **1998-99** | Army | Assistant Defensive Backs |
| **2000-02** | East Carolina | Outside Linebackers (2000); Secondary (2001); Safeties (2002) |
| **2003** | Eastern Michigan | Defensive Backs |
| **2004-05** | Houston Texans | Defensive Assistant/Assistant Defensive Backs |
| **2006-11** | New Orleans Saints | Assistant Secondary (2006-10); Secondary (2011) |
| **2012** | Jacksonville Jaguars | Defensive Backs |
| **2013** | Tampa Bay Buccaneers | Secondary/Cornerbacks |
| **2014-17** | Detroit Lions | Defensive Backs/Cornerbacks |
| **2018-present** | Miami Dolphins | Defensive Backs (2018)<br>Safeties (2019) |

## JERRY SCHUPLINSKI

**ASSISTANT QUARTERBACKS**
**COLLEGE: JOHN CARROLL**
**NFL: SEVENTH SEASON**
**DOLPHINS: FIRST SEASON**

Jerry Schuplinski enters his seventh season as an NFL coach and first season with the Dolphins after being named assistant quarterbacks coach on Feb. 8, 2019.

Schuplinski has been part of three Super Bowl winning teams (XLIX, LI and LIII) during his six seasons (2013-18) as an NFL coach with New England. His teams won four AFC titles and advanced to the conference championship in all six years.

Schuplinski spent the past three seasons (2016-18) in New England as the assistant quarterbacks coach, working closely with Tom Brady. In 2018, the Patriots won Super Bowl LIII while finishing eighth in passing, averaging 266.1 net passing yards per game. Brady was seventh in the NFL with 4,355 passing yards and 10th with 29 passing touchdowns, earning his 14th Pro Bowl selection.

In 2017, Schuplinski helped Brady win the league's Most Valuable Player award for the third time in his career. Brady was the NFL's leading passer, throwing for 4,577 yards. His 32 passing touchdowns and 102.8 passer rating were both third in the league. The Patriots led the NFL in total offense, averaging 394.2 yards per game, and finished second in scoring, averaging 28.6 points per game.

In Schuplinski's first season as assistant quarterbacks coach in 2016, the Patriots won Super Bowl LI. Brady

was named Super Bowl MVP after he passed for 466 yards and two touchdowns in a dramatic come-from-behind overtime victory against Atlanta. Patriots quarterbacks set an NFL record with 258 pass attempts to start the season without an interception. The team threw just two interceptions all season, setting an NFL record for best touchdown to interception ratio (16.0) in a single season. With Brady out for the first four games of the season, Schuplinski worked with quarterbacks Jimmy Garoppolo and Jacoby Brissett, helping the team go 3-1 in Brady's absence.

Schuplinski got his start in the NFL in 2013 with the Patriots as a coaching assistant, a position he held for three seasons (2013-15). During those three years, New England won Super Bowl XLIX and compiled a 36-12 (.750) regular-season record. The Patriots earned a first-round bye in the AFC playoffs in all three seasons.

Prior to New England, Schuplinski spent six seasons (2007-12) as the linebackers and special teams coach at Case Western Reserve. During his tenure, Schuplinski mentored 22 University Athletic Association (NCAA Division III) all-conference selections.

Schuplinski was head coach and athletics director at Trinity High School in Garfield Heights, Ohio from 2002-06. He began his coaching career as a running backs and special teams coach at his alma mater, John Carroll, from 2000-01.

Schuplinski played collegiately at John Carroll, where he was college teammates with former NFL linebacker London Fletcher and Patriots director of player personnel Nick Caserio and offensive coordinator/quarterbacks coach Josh McDaniels. He graduated from the school with his bachelor's degree in business administration/marketing in 1999 and his master's degree in business administration in 2001.

Schuplinski and his wife, Megan, have four daughters, Macy, Bryn, Jaxi and Josy. His last name is pronounced shu-PLIN-skee.

**JERRY SCHUPLINSKI'S COACHING CAREER**

| | | |
|---|---|---|
| **2000-01** | John Carroll | Running Backs/Special Teams |
| **2002-06** | Trinity High School (Ohio) | Head Coach |
| **2007-12** | Case Western Reserve | Linebackers/Special Teams |
| **2013-18** | New England Patriots | Coaching Assistant (2013-15)<br>Assistant Quarterbacks (2016-18) |
| **2019-present** | Miami Dolphins | Assistant Quarterbacks |

# ERIC STUDESVILLE

**RUNNING BACKS**
**COLLEGE: WISCONSIN-WHITEWATER**
**NFL: 23RD SEASON**
**DOLPHINS: SECOND SEASON**

Eric Studesville enters his second season with the Miami Dolphins coaching running backs.

Studesville has 22 years of NFL coaching experience, including 18 at the running backs position. He has been on the coaching staffs of two conference championship teams (2013 and 2015) and won Super Bowl 50 with the Denver Broncos.

Studesville has helped his players earn three Pro Bowl selections – Marshawn Lynch (2008), Willis McGahee (2011) and C.J. Anderson (2014). He's also been the position coach for 10 1,000-yard rushing campaigns with McGahee (3), Tiki Barber (2), Lynch (2), Knowshon Moreno (1), Fred Jackson (1) and Anderson (1). In total, his running backs have registered 61 individual 100-yard performances – a total that includes 24 by McGahee and 12 by Barber.

In his first season with the Dolphins in 2018, Studesville drastically improved Miami's running game. He took the Dolphins from 24th in the NFL averaging 3.86 yards per carry in 2017 to ninth in the statistic, averaging 4.68 yards per carry in 2018. Kenyan Drake topped 1,000 scrimmage yards (1,012) for the first time in his career and tied a team record for most receiving touchdowns by a running back (5). Frank Gore led Miami with 722 rushing yards. His 4.63 yards per carry average was the highest in NFL history by a running back at least 35 years of age. Studesville also tutored Kalen Ballage, who became the first Dolphins rookie to rush for 100-plus yards in a game since 2011 when he had 12 carries for 123 yards (10.3 avg.) and one touchdown in Week 15 at Minnesota.

Prior to his time in Miami, Studesville spent eight seasons (2010-17) as Denver's running backs coach. He was promoted to assistant head coach in 2017. That season, he helped Anderson reach 1,000 rushing yards for the first time in his career. As a team, the Broncos were 12th in the NFL in rushing, averaging 115.8 yards

per game. His running backs were also active in the passing game as three of the team's top six reception leaders were players he coached, including Devontae Booker (30 receptions), Anderson (28 receptions) and Jamaal Charles (23 receptions).

In 2016, Studesville's unit lost its starting running back (Anderson) and fullback (Andy Janovich) to injured reserve but helped Booker, a fourth-round pick, lead the team in rushing with 612 yards. His total was fourth among NFL rookies that season and he was second among rookie running backs with 31 receptions for 265 yards (8.5 avg.) and one touchdown.

Studesville was part of the Broncos' Super Bowl 50 victory at the end of the 2015 season. The team averaged nearly 50 rushing yards per game more during the final seven weeks of the season than the first 10, ranking seventh in the league with 135.1 rushing yards in those final seven games. Ronnie Hillman (4) and Anderson (2) combined for six 100-yard performances that season. Anderson led the NFL in rushing attempts (54) and rushing yards (234) during the postseason.

In 2014, Studesville helped Anderson earn a Pro Bowl selection despite not making his first career start until Week 11. Anderson led the NFL with 709 yards from scrimmage (472 rushing and 237 receiving) during the month of November and tied for the league lead with seven rushing touchdowns in the month of December. He became just the fifth undrafted running back in NFL history to earn a Pro Bowl selection.

The 2013 Broncos were the best offense in NFL history, setting the league's scoring record with 606 points. Studesville worked under future Dolphins Head Coach Adam Gase, who was the Broncos' offensive coordinator at the time, and helped Moreno become the first player in Broncos history to post 1,000 yards rushing (1,038) and 500 yards receiving (548). Denver won the AFC Championship and participated in Super Bowl XLVIII.

In 2012, Studesville helped the Broncos finish 13-3 and win the AFC West. The team won 11 straight games to finish the regular season and earned a first-round bye in the playoffs. His running backs unit was ravaged by injuries but still helped the Broncos finish fourth in offense. McGahee rushed for 731 yards and four touchdowns despite playing just 10 games.

Studesville's group in 2011 helped the Broncos lead the NFL in rushing, setting a team record with 164.5 rushing yards per game. McGahee tied for the NFL lead with seven 100-yard rushing games and totaled 1,199 rushing yards on the season.

The 2010 season was Studesville's first in Denver and he helped Moreno become the fifth player in team history to record 1,000 yards from scrimmage in each of his first two NFL seasons. He was named the team's interim head coach on Dec. 6, 2010 and served in that capacity for the final four games of the season, becoming the first African-American head coach in Broncos history. He earned his first win as an NFL head coach on Dec. 26, 2010 vs. Houston.

From 2004-09, Studesville was the running backs coach for the Buffalo Bills. He added running game coordinator responsibilities in 2008. He coached a 1,000-yard rusher in five of his six seasons in Buffalo, including three straight years to end his tenure there.

In 2008, Studesville helped Lynch become the first Bills running back in five years to earn a Pro Bowl nomination after his second consecutive 1,000-yard season (1,036). Fred Jackson rushed for 500 yards and the pairing combined for 84 receptions, a mark that led the league among rushing tandems.

McGahee (2004-05) and Lynch (2007-08) rushed for 1,000 yards in each of their first two NFL seasons under Studesville. McGahee's 2,375 yards broke a team record for the most rushing yards in a player's first two years. McGahee was the fourth rookie in team history to reach 1,000 rushing yards (1,128) and tied a franchise rookie record with 13 rushing touchdowns. He began his career with at least 100 yards in his first three starts, becoming only the third NFL player to do so since 1970.

Prior to Buffalo, Studesville was the running backs coach for the New York Giants and helped Tiki Barber rush for 1,000 yards in back-to-back seasons. Barber was seventh in the NFL in yards per rush (3.6), ninth in rushing yards (3,468) and led all NFC running backs with 210 receptions during that three-year span. His 5,103 scrimmage yards were fifth in the NFL.

Studesville's first NFL stop was the Chicago Bears, where he was an NFL minority coaching fellowship during training camp in 1996. He spent four seasons (1997-2000) with the Bears as offensive quality control.

Prior to his NFL coaching career, Studesville was a defensive assistant in the collegiate ranks. He was a secondary coach at Kent State (1995-96) and Wingate (1994). Studesville also spent time as a video assistant at North Carolina (1992-93) and a graduate assistant at Arizona (1991).

Studesville was a defensive back at Wisconsin-Whitewater and graduated with a bachelor's degree in physical education. He earned his master's degree in exercise physiology at Arizona. He and his wife, Staci, have one daughter, Sydni, and a son, Eric Jr.

**ERIC STUDESVILLE'S COACHING CAREER**

| | | |
|---|---|---|
| **1995-96** | Kent State | Secondary |
| **1997-2000** | Chicago Bears | Offensive Quality Control |
| **2001-03** | N.Y. Giants | Running Backs |
| **2004-09** | Buffalo Bills | Running Backs (2004-07) |
| | | Run Game Coordinator/Running Backs (2008-09) |
| **2010-17** | Denver Broncos | Running Backs (2010-16) |
| | | Interim Head Coach (2010) |
| | | Assistant Head Coach/Running Backs (2017) |
| **2018-present** | Miami Dolphins | Run Game Coordinator/Running Backs (2018) |
| | | Running Backs (2019) |

# JOSH GRIZZARD

QUALITY CONTROL
COLLEGE: YALE
NFL: THIRD SEASON
DOLPHINS: THIRD SEASON

Josh Grizzard enters his third season with the Miami Dolphins after he was named offensive quality control coach on Feb. 10, 2017. He moves to quality control coach in 2019.

In 2018, Grizzard helped the Dolphins offense improve from 24th to ninth in the NFL with a 4.68 yards per carry average. Running back Kenyan Drake surpassed 1,000 yards from scrimmage (1,012) for the first time in his career. Frank Gore averaged 4.63 yards per carry, the most in NFL history by a player at least 35 years old. He recorded 722 yards on the ground despite missing the final two games due to injury. The Dolphins also set an NFL record with three different wide receivers throwing a touchdown in the same season – Albert Wilson, Danny Amendola and Kenny Stills.

In his first season in Miami in 2017, Grizzard helped Drake lead the NFL with 444 rushing yards in the final five weeks of the season. Drake was tied for second in the league with three runs of 40-plus yards despite having just 152 carries on the season. In his first two games as the team's primary running back, Drake topped 100 yards for the first two times in his career.

Grizzard spent the previous four seasons (2013-16) at Duke where he was a graduate assistant/quality control working primarily with the quarterbacks. He was promoted into that role following the 2013 season, when he served as a football operations assistant. Grizzard helped the Blue Devils to their best three-year stretch (2013-15) in school history with 27 total wins, an ACC Coastal division title and three consecutive bowl appearances.

In 2016, he worked with quarterback Daniel Jones and helped the redshirt freshman rank No. 6 in the ACC and lead all conference freshmen with 276.8 yards of total offense per game.

In 2015, Grizzard helped first-year starter Thomas Sirk throw for 2,625 yards and 16 touchdowns while rushing for 803 yards and eight more scores. Sirk became one of just three quarterbacks in ACC history to throw for 2,500-plus yards and rush for 800-plus yards in a single season. His 3,428 total offensive yards were second all-time in single-season school history.

The 2014 Blue Devils featured five All-ACC selections and compiled 421 total points, the second-most in school history. Quarterback Anthony Boone, the winningest quarterback in the history of Duke football, earned All-ACC honors and the team finished in the conference's top five in six offensive statistics.

Grizzard played defensive back at Yale and graduated with a degree in political science. He earned his master's degree in Christian studies from Duke. Grizzard is a native of Zebulon, North Carolina and currently resides in Fort Lauderdale. His last name is pronounced Grizz-ARD.

## JOSH GRIZZARD'S COACHING CAREER

| | | |
|---|---|---|
| **2013-16** | Duke | Football Operations Assistant (2013)<br>Graduate Assistant (2014-15)<br>Assistant Quarterbacks/Graduate Assistant/Quality Control (2016) |
| **2017-present** | Miami Dolphins | Offensive Quality Control (2017-18)<br>Quality Control (2019) |

## DOLPHINS COACHING LONGEVITY

In 2007, former Dolphins secondary coach Mel Phillips wrapped up an impressive 23-year stint as an assistant on the team's coaching staff, a span which began in 1985. Over this time, Phillips served under six of the first seven head coaches in team history. Phillips' 23-year tenure with the club is the second-longest among assistant coaches in team history and third overall, including head coaches.

| COACH | NO. | YEARS |
|---|---|---|
| Don Shula, Head Coach | 26 | 1970-95 |
| Carl Tasseff, Assistant | 24 | 1970-93 |
| Mel Phillips, Assistant | 23 | 1985-2007 |
| Tom Keane, Assistant | 20 | 1966-85 |
| John Sandusky, Assistant | 19 | 1976-94 |



# MIKE JUDGE

QUALITY CONTROL
COLLEGE: SPRINGFIELD COLLEGE
NFL: THIRD SEASON
DOLPHINS: FIRST SEASON

Mike Judge enters his third season as an NFL coach and first season with the Dolphins after being named quality control coach on Feb. 18, 2019.

Judge spent the past 11 seasons (2008-18) at the Naval Academy, where he coached fullbacks. During his tenure, the Midshipmen went 87-57 (.604), beat Army eight times, earned nine bowl bids, won five bowl games, won five Commander-In-Chief's Trophies and beat Notre Dame three times.

In 2017, Navy set a school record averaging 351.4 rushing yards per game, which ranked second in FBS. The team capped off the season with a 49-7 win over Virginia in the Military Bowl.

Navy went 7-1 in the American Athletic Conference in 2016 and played in the conference championship game. The Midshipmen made their 13th bowl appearance in the past 14 seasons and their nine total wins tied for the fifth-most in program history. Navy's offense set school records for points (531), touchdowns (73), touchdowns per game (5.2), rushing touchdowns (61), total offense (6,136 yards) and yards per play (6.8) despite playing four different quarterbacks.

In 2015, Navy won a school-record 11 games, won their 10th bowl game in school history and finished in the top 25 of both major polls. In their first season playing in a conference, the Midshipmen won a share of the AAC West Division. Judge helped fullback Chris Swain earn second-team all-conference honors after he rushed for 1,023 yards.

Prior to Navy, Judge spent one season (2007) at Harvard coaching wide receivers. He was part of the New England Patriots' coaching staff as a defensive assistant in 2005 and an offensive assistant in 2006.

Judge was an option quarterback at Springfield College, where he was a four-year letterwinner (2001-04) in football and baseball. During his collegiate career, he interned with the Patriots.

Judge and his wife, Jennifer, have two sons, Brecken and Kagan and a daughter, Kinsley.

**MIKE JUDGE'S COACHING CAREER**

| | | |
|---|---|---|
| **2005-06** | New England Patriots | Defensive Assistant (2005) |
| | | Offensive Assistant (2006) |
| **2007** | Harvard | Wide Receivers |
| **2008-18** | Navy | Fullbacks |
| **2019-present** | Miami Dolphins | Quality Control |



# MATT LOMBARDI

QUALITY CONTROL
COLLEGE: DELAWARE
NFL: SECOND SEASON
DOLPHINS: FIRST SEASON

Matt Lombardi enters his first season with the Miami Dolphins after being named quality control coach on Feb. 8, 2019.

Lombardi spent the past two seasons (2017-18) at Baylor, where he served as an offensive quality control coach. In 2018, the Bears improved by six wins and won the Texas Bowl. Baylor's offense improved by nearly

one full yard per rush attempt (3.40 to 4.38) and nearly 100 points (292 to 384) and first downs (239 to 331) from the previous season. Wide receiver Jalen Hurd was named the Big 12's Offensive Newcomer of the Year.

From 2014-16, Lombardi was at Louisville, where he was a special teams quality control coach (2014) and graduate assistant working with the tight ends (2015-16). Louisville played in a bowl game in all three seasons of Lombardi's tenure, and finished the 2014 and 2016 seasons ranked in the top 25. He mentored tight end Cole Hikutini, who led the team with 50 receptions for 668 yards (13.4 avg.) and eight touchdowns in 2016. Hikutini's efforts earned him second-team All-ACC honors.

Lombardi's first NFL job came in 2013, when he spent the season as a scouting intern for the Cleveland Browns.

Lombardi earned his bachelor's degree from Delaware in 2013. He is married to his wife, Julie.

| MATT LOMBARDI'S COACHING CAREER | | |
|---|---|---|
| **2014-16** | Louisville | Special Teams Quality Control (2014)<br>Graduate Assistant/Tight Ends (2015-16) |
| **2017-18** | Baylor | Offensive Quality Control |
| **2019-present** | Miami Dolphins | Quality Control |

## TIQUAN UNDERWOOD

**QUALITY CONTROL**
**COLLEGE: RUTGERS**
**NFL: FIRST SEASON**
**DOLPHINS: FIRST SEASON**

Tiquan Underwood enters his first season as an NFL coach after being named quality control coach on Feb. 8, 2019.

Underwood began his coaching career in 2018 at Lafayette College, where he coached wide receivers. He helped tutor Nick Pearson, who bounced back from an injury-riddled 2017 to earn second-team All-Patriot League honors by leading the team in receiving with 41 receptions for 592 yards (14.4 avg.).

Underwood spent five years playing in the NFL with Jacksonville (2009-10), New England (2011) and Tampa Bay (2012-13). He played in 45 career games with 10 starts and caught 63 passes for 1,006 yards (16.0 avg.) and six touchdowns. He originally entered the NFL as a seventh-round pick (253rd overall) by Jacksonville in the 2009 NFL draft.

Underwood also played three seasons in the Canadian Football League with the Hamilton Tiger-Cats (2015-16) and Montreal Allouettes (2016-17). He played in 32 games in his CFL career, catching 87 passes for 1,320 yards (15.2 avg.) and six touchdowns.

As a collegiate player, Underwood was a four-year letterman at Rutgers (2005-08). He earned first-team All-Big East honors and third-team All-American recognition as a junior in 2007 after he caught 65 passes for 1,110 yards (16.9 avg.) and seven touchdowns. His 2007 campaign made him just the second player in school history to top 1,000 receiving yards in a season. He was part of a group that was the first in NCAA history to feature a 3,000-yard passer (Mike Teel), 2,000-yard rusher (Ray Rice) and two 1,000-yard receiviers (Underwood and Kenny Britt) in the same season. Underwood was named team captain as a senior in 2008.

A native of New Brunswick, New Jersey, Underwood graduated from Rutgers with a degree in sociology. He and his wife, Samantha, have two daughters.

| TIQUAN UNDERWOOD'S COACHING CAREER | | |
|---|---|---|
| **2018** | Lafayette College | Wide Receivers |
| **2019-present** | Miami Dolphins | Offensive Quality Control |



# DAVE PULOKA

HEAD STRENGTH & CONDITIONING
COLLEGE: HOLY CROSS
NFL: 13TH SEASON
DOLPHINS: 12TH SEASON

Dave Puloka enters his 12th season as a member of the Dolphins' strength and conditioning staff and his fourth as the team's head strength and conditioning coach, having been promoted to the position on Jan. 25, 2016. He originally joined the Dolphins as an assistant strength and conditioning coach on Jan. 28, 2008.

Puloka oversees all aspects of the players' weight training, along with the team's offseason conditioning program and rehabilitation process. In his first season as head strength and conditioning coach in 2016, he helped the team win 10 games and reach the playoffs for the first time since 2008.

Prior to Miami, Puloka spent the 2007 season as the assistant strength and conditioning coach with the Atlanta Falcons, his first year in the NFL. Prior to embarking on his NFL stint, Puloka served as a graduate assistant strength and conditioning coach at the University of Virginia from 2005-06.

Puloka went to training camp with the Cincinnati Bengals as an undrafted college free agent in 2001. He lettered in football and track at Holy Cross (1997-2000), where he played defensive end. His career totals in football included 19 sacks. He served as a team captain on the football team each of his final two years while he was also a first-team All-Patriot League and All-New England performer. Puloka earned his degree in psychology from Holy Cross and his master's degree in exercise physiology from the University of Virginia.

Puloka and his wife, Sela, live in Fort Lauderdale with their son, Noa. His last name is pronounced Puh-LOH-kuh.

## DAVE PULOKA'S COACHING CAREER

| | | |
|---|---|---|
| **2005-06** | Virginia | Graduate Assistant Strength and Conditioning Coach |
| **2007** | Atlanta Falcons | Assistant Strength and Conditioning Coach |
| **2008-present** | Miami Dolphins | Assistant Strength and Conditioning Coach (2008-15) |
| | | Head Strength and Conditioning (2016-) |



# JIM ARTHUR

ASSISTANT STRENGTH & CONDITIONING
COLLEGE: SPRINGFIELD COLLEGE
NFL: 18TH SEASON
DOLPHINS: FOURTH SEASON

Jim Arthur enters his 18th NFL season and fourth with the Miami Dolphins after he was named assistant strength and conditioning coach on Jan. 25, 2016. In his first season with the team, Arthur helped the Dolphins win 10 games and earn their first playoff berth since 2008.

Arthur worked 11 seasons (2005-15) with the strength and conditioning staff of the Chicago Bears, including seven as the team's strength and conditioning coach (2008-14). During his tenure, the Bears won the NFC in 2006 and advanced to the NFC Championship Game in 2010.

Prior to Chicago, Arthur spent three years as a strength and conditioning assistant with the Buffalo Bills, where he first worked with his mentor, Rusty Jones. He also interned at Louisiana Tech during the summer of 2001 and at Boston College while finishing his master's degree in 2002.

Arthur began his coaching career at his alma mater, Springfield College, working as a student assistant until his graduation in 2000. He was also a graduate assistant for two seasons, where he earned his master's degree in applied exercise science in 2002.

A native of Cheshire, Conn., Arthur and his wife, Kendra, have a son, Rhett.

| JIM ARTHUR'S COACHING CAREER | | |
|---|---|---|
| **2000-01** | Springfield College | Graduate Assistant |
| **2002-04** | Buffalo Bills | Strength and Conditioning Assistant Coach |
| **2005-15** | Chicago Bears | Assistant Strength and Conditioning Coach (2005-07; 2015)<br>Strength and Conditioning Coach (2008-14) |
| **2016-present** | Miami Dolphins | Assistant Strength and Conditioning Coach |

# PLAYER PERSONNEL

## MARVIN ALLEN

**ASSISTANT GENERAL MANAGER**
**COLLEGE: TULANE**
**NFL: 27TH SEASON**
**DOLPHINS: FIRST SEASON**

Marvin Allen enters his 27th NFL season and first with the Dolphins as he was named the team's assistant general manager on January 29, 2018. He comes to Miami from Buffalo, where he spent the past two seasons (2017-18) as a national scout.

Allen worked extensively on Buffalo's 2018 NFL draft class that helped net the team several key contributors. Quarterback Josh Allen, selected seventh overall, finished second among NFL quarterbacks in rushing (631 yards) despite playing just 12 games as a rookie. Linebacker Tremaine Edmunds, selected 16th overall, led the team in tackles (121) and was tied for fourth among NFL rookies in the statistic. His 12 passes defensed were second among NFL linebackers and second among all NFL rookies.

Allen spent four seasons (2013-16) with the Kansas City Chiefs as their director of college scouting. He helped the team compile a core of young, talented players that played a major role in Kansas City's three consecutive AFC West titles (2016-18). Allen oversaw the college scouting leading up to four drafts (2014-17) and was instrumental in scouting players like quarterback Patrick Mahomes (2017 first round), defensive tackle Chris Jones (2016 second round), wide receiver Tyreek Hill (2016 fifth round), cornerback Marcus Peters (2015 first round), linebacker D.J. Alexander (2015 fifth round) and linebacker Dee Ford (2014 first round). Seven players drafted by the Chiefs in his tenure have totaled nine Pro Bowl appearances in their brief careers.

Allen spent four seasons (2009-12) with Atlanta. He began his tenure there as an eastern regional scout (2009-12) and was promoted to national scout prior to his departure in early 2013.

Allen began his scouting career in New England, where he spent 16 seasons (1993-2008) with the Patriots. He spent his final 12 years (1997-2008) with the organization as an area scout.

A graduate of Tulane, Allen was selected in the 11th round (294th overall) of the 1988 NFL draft by New England. He played four seasons at running back (1988-91), appearing in 37 games and totaling 94 carries for 378 yards (4.0 avg.) and two touchdowns in his career.

### THREE DOLPHINS NAMED PRO BOWL MVP

Three Dolphins have been named Most Valuable Player in the Pro Bowl. The first to do it was kicker Garo Yepremian, who accomplished the feat in the 1974 game, when he kicked five field goals, including a 42-yarder with 21 seconds remaining, lifting the AFC to a 15-13 victory over the NFC. Almost 30 years later, running back Ricky Williams duplicated the achievement, when he rushed for 56 yards and two touchdowns, and forced a fumble on special teams, en route to the AFC's 45-20 triumph in the 2003 contest, following the 2002 season. The most recent Dolphins player named Pro Bowl MVP was wide receiver Brandon Marshall, as he caught six passes for 176 yards and a Pro Bowl-record four touchdowns as the AFC used a second-half surge to beat the NFC, 59-41, in the 2012 Pro Bowl.

# ADAM ENGROFF

**CO-DIRECTOR OF PLAYER PERSONNEL**
**COLLEGE: KANSAS STATE**
**NFL: 21ST SEASON**
**DOLPHINS: 21ST SEASON**

Adam Engroff is entering his 21st season with the Dolphins and his first as co-director of player personnel after he was promoted following the 2018 season. In his role, Engroff oversees the team's college scouting department and is also responsible for scouting the top prospects throughout the country. He also assists with scouting other NFL teams and NFL free agents.

Engroff previously spent three seasons as director of college scouting, where he oversaw the team's college scouting department. Prior to that, Engroff spent four seasons as a national scout, where he was responsible for scouting the entire country. He also spent nine seasons as a regional scout covering the Western portion of the country in the team's scouting system.

Engroff first joined the Dolphins in 1999 in the team's college scouting department. During that time, he performed a myriad of functions, including college scouting and draft preparation.

Prior to his tenure with the Dolphins, Engroff worked in football operations for the Orange Bowl Committee from 1998-99. He also worked for the Prep Recruiting Network from 1997-98, where he scouted high school football players.

A native of Topeka, Kansas, Engroff received his undergraduate degree from Kansas State in 1997. He went on to earn his master's degree in sports administration from Lynn University in Boca Raton, Florida, in 2000.

Engroff and his wife, Beth, reside in Boise, Idaho, with their three sons, Austin, Brody and Beau.



# ANTHONY HUNT

**CO-DIRECTOR OF PLAYER PERSONNEL**
**COLLEGE: ST. THOMAS**
**NFL: 26TH SEASON**
**DOLPHINS: 26TH SEASON**

Anthony Hunt is in his 26th season with the Dolphins and his first as co-director of player personnel after he was promoted to the role following the 2018 season. Hunt works closely with General Manager Chris Grier to continually upgrade the roster through free agent acquisitions, trades, waiver claims and practice squad signings. He assists Head Coach Brian Flores and the coaching staff with their weekly preparation for upcoming opponents by providing advance scouting reports during the season.

Hunt is responsible for overseeing the team's pro scouting efforts, which include player evaluations, managing depth charts, organizing tryouts and monitoring transactions around the NFL as well as other professional leagues. Hunt collaborates with football administration and analytics to assess the marketplace and establish contract values heading into the free agency period. He helps the college scouting department with evaluating prospects, attending pro days and identifying team needs leading up to the annual draft.

Hunt previously served six seasons as director of pro personnel from 2013-18. He was a national scout for the Dolphins and oversaw the Eastern half of the United States from 2009-12. Hunt covered the Southeast, Southwest, Northeast and parts of the Midwest as a regional scout from 2003-08. He was the club's BLESTO

representative in his first few seasons as a scout from 2000-02. Hunt was a scouting assistant from 1996-99 after beginning his career as a personnel intern from 1994-95.

During Hunt's tenure with the Miami Dolphins, he has had the privilege of working with legendary coaches and executives Don Shula, Bill Parcells, Jimmy Johnson and Nick Saban.

A Miami native, Hunt attended Archbishop Curley-Notre Dame High School and graduated from St. Thomas University, where he earned a bachelor's degree in sports administration. He and his wife, Suzy, have two sons, Keaton and Marshall, and a daughter, Jolie.

## MATT WINSTON

**ASSISTANT DIRECTOR OF COLLEGE SCOUTING**
**COLLEGE: TEXAS A&M**
**NFL: 14TH SEASON**
**DOLPHINS: 12TH SEASON**

Matt Winston enters his 12th season with the Dolphins and first as assistant director of college scouting after he was promoted to the role following the 2018 season. He spent the previous three seasons as a national scout and also spent five seasons as a college scout, focusing on the Southwest region of the country.

In 2010, he served as a pro scout and spent his first two seasons in Miami working in the player personnel department as a scouting assistant, where he performed a variety of functions to aid in the day-to-day operations of the department.

Prior to joining the Dolphins in 2008, Winston was the director of football operations at Florida International University in 2007 and worked as a college scouting intern for the Houston Texans in 2006.

Winston completed his bachelor's degree at Texas A&M in economics and earned his MBA from Florida Atlantic University.

A native of Midland, Texas, Winston resides in Frisco, Texas, with his wife and three children.

## RON BROCKINGTON

**SENIOR NATIONAL SCOUT**
**COLLEGE: MASSACHUSETTS**
**NFL: 23RD SEASON**
**DOLPHINS: 14TH SEASON**

Ron Brockington is entering his 14th season as a member of the Dolphins' scouting staff after spending the previous nine years in the player personnel department of the New York Jets, including the last seven as a scout. The Dolphins promoted him to national scout in 2016 and senior national scout in 2019.

Brockington started full-time with the Jets in 1997 when he worked in the team's personnel department. After two years as an assistant in player personnel, he was elevated to a scout for the 1999 season.

Brockington is a 1997 graduate of the University of Massachusetts-Amherst where he lettered as a running back for three seasons (1994-96) after transferring from Syracuse. He had his best year as a senior, when he led the team with 776 yards rushing and six touchdowns on 123 attempts (6.3 avg.).

Brockington earned his bachelor's degree in sports management. During the summers while he was in

college (1993-96), Brockington worked in the Jets' operations department where he served in a myriad of roles. From 1991-93, he worked in the club's equipment room as a student assistant. As a high school student, he also helped in the team's marketing department in the summer of 1990.

Brockington is a native of Hempstead, New York, where he was a two-time All-Long Island linebacker (1990-91) at Hempstead High School and the Gatorade Player of the Year for New York. He resides in Indianapolis with his wife, Aixa, daughters, Dajanae and Savaya, and son, Christopher.

## REGGIE McKENZIE

**SENIOR PERSONNEL EXECUTIVE**
**COLLEGE: TENNESSEE**
**NFL: 26TH SEASON**
**DOLPHINS: FIRST SEASON**

Reggie McKenzie enters his 26th season as an NFL executive and his first with the Miami Dolphins after he was named senior personnel executive on Feb. 22, 2019.

McKenzie joins the Dolphins after spending the past seven years (2012-18) as the general manager of the Oakland Raiders. He was the organization's first general manager since Al Davis was hired as head coach and general manager in 1963.

In 2016, McKenzie was named the NFL's Executive of the Year by Sporting News, The MMQB and the PFWA (Pro Football Writers Association). He helped construct a Raiders team that went 12-4 in the regular season and made the playoffs. It was the team's first playoff appearance and winning season since they won the AFC in 2002. Oakland led the NFL with seven players selected to the Pro Bowl that season, the team's most since 1991. All seven Pro Bowl selections were acquired during McKenzie's tenure.

McKenzie was instrumental in acquiring several outstanding players during his time as Oakland's general manager. In 2014, he drafted linebacker Khalil Mack out of Buffalo. Mack spent four seasons in Oakland (2014-17) and was named first-team All-Pro twice, earned three Pro Bowl selections and was the NFL's 2016 Defensive Player of the Year. In the same draft, the Raiders selected quarterback Derek Carr in the second round. Carr was selected to three Pro Bowls while McKenzie was in Oakland and was tied for third in NFL MVP voting in 2016. With the Raiders' first-round pick in 2015, the team selected wide receiver Amari Cooper, who was named to the PFWA All-Rookie Team and earned three Pro Bowl selections during McKenzie's tenure. With a sixth-round pick in 2013, the Raiders selected running back Latavius Murray, who earned Pro Bowl honors in 2015.

As Oakland's general manager, McKenzie also made a splash in free agency. In 2017, the Raiders signed tight end Jared Cook. In 2018, Cook finished fourth among tight ends with 896 receiving yards and was named to his first career Pro Bowl. Oakland signed safety Reggie Nelson in 2016 and he earned a Pro Bowl selection in his first year with the club. The club brought back safety Charles Woodson in 2013 and Woodson earned second-team All-Pro honors and was selected to the Pro Bowl in 2015.

McKenzie also had success identifying free agent offensive linemen. The Raiders signed guard Kelechi Osemele in the 2016 offseason and Osemele went on to earn back-to-back Pro Bowl selections in 2016 and 2017. He also earned first-team All-Pro honors in 2016. Oakland added tackle Donald Penn in 2014 and Penn produced Pro Bowl seasons in 2016 and 2017.

Prior to Oakland, McKenzie spent 18 years (1994-2011) in the Green Bay Packers' personnel department. He joined the Packers as a pro personnel assistant in 1994, was promoted to director of pro personnel in 1997 and promoted again to director of football operations in 2008.

In McKenzie's 18 seasons in Green Bay, he helped the Packers compile the second-best record (185-103, .642) in the NFL during that span. Green Bay won eight division titles, three conference championships and two Super Bowls (XXXI and XLV).

McKenzie was a 10th-round draft pick (275th overall) by the Los Angeles Raiders in the 1985 NFL draft and earned all-rookie team honors at linebacker that season. He spent four seasons (1985-88) with the Raiders, two (1989-90) with the Phoenix Cardinals and one with San Francisco (1992). McKenzie totaled 60 career games played with three sacks and two interceptions. Following his playing career, he spent the 1993 season as a graduate assistant coach at his alma mater, Tennessee.

McKenzie earned his bachelor's degree in business administration with an emphasis in personnel management from Tennessee. A Knoxville native, he was an all-state linebacker and valedictorian at Austin-East High School.

McKenzie is married to June, who is a retired attorney. The couple has two daughters, Jasmin and Mahkayla, and two sons, Reginald Jr. and Jalen. Reginald Jr. plays offensive line and was a sixth-round pick (198th overall) by Kansas City in the 2018 NFL draft. His brother, Raleigh McKenzie, is a two-time Super Bowl champion and played 16 seasons as an offensive lineman in the NFL with Washington (1985-94), Philadelphia (1995-96), San Diego (1997-98) and Green Bay (1999-2000).

## TERRY BRADWAY

**SENIOR SCOUT**
**COLLEGE: ROWAN**
**NFL: 34TH SEASON**
**DOLPHINS: FIFTH SEASON**

Terry Bradway is entering his fifth season as a member of the Dolphins' scouting staff. As senior scout, he is primarily focused on scouting the East Coast region for the organization.

Prior to Miami, Bradway spent the previous 14 seasons (2001-14) in various roles with the New York Jets, with his last two as senior director of college scouting. Following the 2012 NFL draft, Bradway added the responsibility of overseeing all team efforts surrounding the draft, a role he had from 2006-08. During that span, he also oversaw the Jets' pro scouting operations. For five seasons (2001-05), he served as the Jets' general manager and executive vice president. During that time, the Jets appeared in the postseason three times in four years (2001, '02, '04), earning Bradway Executive of the Year honors in 2002 by the New Jersey Sportswriters Association.

Bradway originally joined the Jets in 2001 after having worked for the Kansas City Chiefs for nine seasons in the team's player personnel department. He held several positions in Kansas City, including vice president of player personnel (2000), director of player personnel (1997-99) and director of college scouting (1992-96). The Chiefs had seven winning seasons and five postseason appearances in his nine years.

Prior to the Chiefs, he spent six years (1986-91) as a scout with the New York Giants, participating in two Super Bowl runs (XXI and XXV). Bradway also spent three seasons (1983-85) as assistant director of player personnel for the USFL's Philadelphia/Baltimore Stars, highlighted by three championship game appearances and two USFL titles. Bradway started his football career as a graduate assistant coaching the receivers at the University of Cincinnati in 1978 and as running backs coach at the United States Merchant Marine Academy in 1979.

The former defensive back at Trenton State (now the College of New Jersey) earned three letters there before transferring and graduating from Glassboro State (now Rowan University) with a bachelor's degree in health/physical education in 1978. He earned his master's degree in health and physical education from Rowan in 1982. Born in Atlantic City, New Jersey, he was inducted into the Holy Spirit High School (Absecon, N.J.) Hall of Fame in October 2004.

Bradway and his wife, Kathy, have two sons, Mike and Tom, and a daughter, Jen. Jen played lacrosse at Delaware before graduating in December 2011. Mike played tight end and graduated from Villanova, is currently the assistant director of player personnel for the Kansas City Chiefs. Tom played wide receiver at Temple and is a player personnel scout with the Oakland Raiders.

### DOLPHINS SEND 190 PLAYERS TO PRO BOWL

Since the 1970 AFL-NFL merger, the Dolphins have sent a total of 190 players to the Pro Bowl, including Xavien Howard following the 2018 season. Over the course of those 49 seasons, 103 offensive players, 78 defensive players and nine special teams players have been chosen. The position that has been represented the most is wide receiver, which has occurred on 21 occasions, including the 2017 season when wide receiver Jarvis Landry was selected. The only seasons since 1970 that the Dolphins did not have a player selected to the Pro Bowl were 1980 and 1997.

# CHRIS BUFORD

COLLEGE SCOUT
COLLEGE: BAYLOR
NFL: EIGHTH SEASON
DOLPHINS: EIGHTH SEASON

Chris Buford is entering his eighth season with the team and sixth as a college scout. Buford focuses on the Southwest region of the country. He spent the 2015-17 seasons covering the Midwest and covered the Northeast region in 2014.

Buford joined the Dolphins in 2012 as an assistant in the team's scouting department. In that role, he provided support to all levels of the department while focusing on overall evaluation and preparation for the NFL draft.

Prior to his tenure with the Dolphins, Buford was a four-year letterwinner for the Baylor football team (2007-10). He appeared in 30 games in his career and, as a senior, he was a part of a Bears football team that made its first bowl appearance since 1994. Buford was a four-time member of the Big 12 Commissioner's Honor Roll and earned a degree in education with a minor in corporate communications. He also received a master's degree from Baylor in sports management in 2012.

A native of Arlington, Texas, Buford attended Bowie High School and earned honorable mention all-district honors as a senior football player. Buford currently resides in Mansfield, Texas with his wife, Jasmine, and their daughter, Charley Rose.

# CHASE LESHIN

COLLEGE SCOUT
COLLEGE: TEXAS
NFL: 11TH SEASON
DOLPHINS: 11TH SEASON

Chase Leshin is entering his 11th season with the team and his fifth as a college scout. He also served as player personnel coordinator from 2012-17 and was the college scouting coordinator from 2011-12. His current responsibilities include scouting schools in the Southeast region.

Leshin joined the Dolphins in 2009 in the equipment department as a staff assistant and worked as an operations assistant in 2010 before transitioning to the player personnel department in 2011.

A native of Corpus Christi, Texas, Leshin earned a Bachelor of Business Administration degree in marketing from Texas. In his senior year, he worked for the Longhorn football team in the equipment department, where he received the Darrell K. Royal Memorial Scholarship.

Leshin resides with his wife, Krysten, and son, Tanner, in Fort Lauderdale.

# LENNY McGILL

COLLEGE SCOUT
COLLEGE: ARIZONA STATE
NFL: 25TH SEASON
DOLPHINS: FIFTH SEASON

Lenny McGill enters his fifth season with the Dolphins after spending the prior six seasons (2009-14) with the Denver Broncos. In his current role, he is responsible for scouting the West Coast region of the Dolphins scouting system.

McGill scouted the Southwest region for the Broncos in 2014 after spending his first five years with the team as assistant director of college scouting. His scouting efforts helped Denver capture four consecutive AFC West division titles from 2011-14 with a young nucleus of talent that played major roles for the club. The Broncos went on to win the AFC Championship game in 2013 and play in Super Bowl XLVIII.

McGill joined the Broncos after nine years (2000-08) as a college scout for the Green Bay Packers following the conclusion of his five-year NFL playing career. As a college scout with the Packers, McGill was responsible for scouting the Central Plains region. Hired by Green Bay in 2000, he was part of five playoff berths and four division titles.

Before beginning his scouting career, McGill played cornerback in the NFL and saw time in 62 career regular-season games (nine starts) and three postseason contests with Green Bay (1994-95), Atlanta (1996-97) and Carolina (1998). He totaled 104 tackles (84 solo), four interceptions, 16 pass breakups, one sack, two fumble recoveries and one forced fumble during his NFL career.

McGill played at Arizona State University from 1990-93 and was a two-year starter for the Sun Devils, earning honorable mention All-Pac-10 honors as a senior. He also lettered for three seasons on the Sun Devils' track and field team, finishing second in the conference in the triple jump as a sophomore. As a senior in high school, he had the top triple jump in the nation at 51'2".

McGill is a graduate of Arizona State with a bachelor's degree in criminal justice.

# J.P. McGOWAN

COLLEGE SCOUT
COLLEGE: TEXAS A&M
NFL: EIGHTH SEASON
DOLPHINS: SIXTH SEASON

J.P. McGowan is entering his sixth season as a member of the Dolphins and his fourth as a college scout after he was promoted from scouting assistant in 2016. In his role, he is responsible for evaluating players at schools in the Northeast region of the country in preparation for the NFL draft.

Prior to joining the Dolphins, McGowan was a scouting intern for the Tennessee Titans (2012-13) and a scouting assistant with the Philadelphia Eagles (2013-14).

A native of Houston, McGowan graduated from Texas A&M in 2010 where he worked in the recruiting department during his time there (2006-10). McGowan also received a master's degree in sports business from the University of Washington in 2011.

McGowan and his wife, Melissa, have one son, Kellen, and reside in Miami

## GRANT
# WALLACE

**COLLEGE SCOUT**
**COLLEGE: YALE**
**NFL: FIFTH SEASON**
**DOLPHINS: FIFTH SEASON**

Grant Wallace is entering his fifth season with the Dolphins and his second as a college scout. Wallace focuses on the Midwest region of the country. He spent the 2017 season as a player personnel scout, was a player personnel assistant in 2016 and spent the 2015 season as a scouting intern, assisting both the college and pro personnel departments.

In his current role, Wallace assists both the college scouting and pro personnel departments in daily operations, assisting with player evaluations and traveling to different colleges around the country. Additionally, Wallace continues to evaluate current NFL players around the league.

Wallace attended Yale University where he was a three-year letterman and three-year starter at wide receiver. Wallace finished his collegiate career ranked No. 4 all-time in school history in receptions (146) and receiving yards (1,923). He led the FCS in receiving yards per game (113.9) as a senior.

A native of St. Louis, Wallace graduated from Yale with a degree in political science. He currently resides in St. Louis.

## ANDY
# HOWELL

**PRO SCOUT**
**COLLEGE: OHIO**
**NFL: SEVENTH SEASON**
**DOLPHINS: FOURTH SEASON**

Andy Howell is entering his fourth season with the Dolphins and his second as a pro scout. He previously served as a player personnel scout (2017) and staff assistant (2016). In his current role, he monitors personnel moves throughout the NFL, evaluates professional players and performs advance scouting of future opponents.

Howell joined the Dolphins after one year at Western Michigan, where he oversaw all aspects of the football recruiting department as the director of player personnel, including initial player evaluation, coordinating recruiting visits, arranging coaches recruiting schedules and management of social media accounts.

Prior to that, Howell spent two years with the New York Jets as a pro personnel intern, where he evaluated professional players, coordinated free agent workouts, created player profile tapes and assisted with player database management. He also spent one season with the Cleveland Browns as a college scouting assistant in 2012 and was a training camp intern in the Browns scouting department in 2011.

Howell was a walk-on safety at the University of Kansas prior to earning his bachelor's degree in sports management from Ohio University. He was a student assistant at Ohio, where he worked primarily with the defensive line and in the recruiting department.

A native of Avon Lake, Ohio, Howell currently resides in Davie with his wife, Tara.

# CHRIS ROSSETTI

**PRO SCOUT**
**COLLEGE: GUELPH**
**NFL: FIFTH SEASON**
**DOLPHINS: FIFTH SEASON**

Chris Rossetti is entering his fifth season with the Dolphins and fourth as a pro scout after being promoted in 2016. He originally joined the Dolphins as a pro personnel assistant in 2015 after serving as the director of player personnel for the Toronto Argonauts in the CFL. In his current role, he monitors personnel moves throughout the NFL, evaluates professional players in the NFL, Canadian Football League and Arena Football League and manages player databases. Rossetti also performs team advancing for future opponents.

Prior to Miami, Rossetti spent three seasons (2012-14) in the CFL with the Toronto Argonauts' player personnel department. He initially began as a scouting assistant in 2012 on the 100th Grey Cup team before being promoted to player personnel assistant the following year and serving as director of player personnel in 2014. His duties included recruitment strategies in both Canada and the U.S., hosting free agent camps, scouting NFL camps, contract negotiations and coordinating CFL draft preparation. While with Toronto, Rossetti was responsible for the signing of both wide receiver Vidal Hazelton and defensive end Tristan Okpalaugo who went on to win back-to-back CFL East Division Rookie of the Year awards, the first time for Toronto in 28 years.

A four-year letterman and two-year starter as a quarterback at the University of Guelph (Ontario), Rossetti was named OUA Player of the Week in 2010 and was an Academic All-Canadian in 2011. He graduated in 2012 with an honors degree in history.

Rossetti is a Mississauga, Ontario native and attended St. Michael's College School in Toronto where he played quarterback. His team lost only one game in four seasons and captured three Provincial championships.

Rossetti and his wife, Alex, currently reside in Cooper City.

# J.P. CORREIA

**PLAYER PERSONNEL SCOUT**
**COLLEGE: MASSACHUSETTS**
**NFL: THIRD SEASON**
**DOLPHINS: SECOND SEASON**

J.P. Correia is entering his second season with the Dolphins and his first as player personnel scout after he was promoted to the role following the 2018 season. He began his Dolphins tenure as a scouting assistant.

Correia is responsible for monitoring personnel moves throughout the NFL, evaluating professional players and advance scouting of opponents.

Prior to joining the Dolphins, Correia spent the 2017 season as a pro personnel intern for the New York Giants. He served as assistant director of football operations at the University of Massachusetts-Amherst during the 2015-16 seasons.

A native of Fall River, Massachusetts, Correia earned his bachelor's degree in sports management from UMass. He currently resides in Aventura.

## MINH LUU

PLAYER PERSONNEL COORDINATOR
COLLEGE: CENTRAL FLORIDA
NFL: FIFTH SEASON
DOLPHINS: FOURTH SEASON

Minh Luu is entering his fourth season with the Dolphins and his second as player personnel coordinator. He spent the 2017 season as a college scouting staff assistant and the 2016 season as a team operations staff assistant prior to being promoted to his current role.

Luu is responsible for managing the college scouting database, including compiling and distributing scouting reports, organizing and planning the yearly player personnel calendar, and coordinating the logistics of the team's Top 30 Visits, Local Day, All-Star Games, and the NFL Combine.

Prior to joining the Dolphins, Luu spent the 2015 season as a video intern with the Detroit Lions. He also worked three seasons with the Orlando Predators of the Arena Football League, most recently serving as the director of football operations and player personnel manager.

A native of Westminster, California, Luu earned his bachelor's degree in radio and television from the University of Central Florida, where he also minored in sports business management. He currently resides in Fort Lauderdale.

# FOOTBALL ADMINISTRATION

## BRANDON SHORE

VICE PRESIDENT OF FOOTBALL ADMINISTRATION
COLLEGE: ELON
NFL: 10TH SEASON
DOLPHINS: 10TH SEASON

Brandon Shore is entering his 10th season with the Dolphins, having been promoted to vice president of football administration in January 2019. He served as the team's senior director of football administration from 2016-18. Shore also held roles as the club's senior director of human resources (2015-16), director of human resources (2014-15), senior manager of human resources & football administration (2014), finance & legal affairs specialist (2012-14) and football administration assistant (2010-12).

Shore serves as the team's lead negotiator for player contracts and is responsible for managing the salary cap, football administration matters, football operations budgets, club compliance with the NFL's Collective Bargaining Agreement and acts as the organization's liaison on labor relations and league matters. Shore's primary responsibilities include working directly with General Manager Chris Grier on all football operations and administration functions.

In Shore's previous roles in human resources, he led the team's efforts to build and cultivate a strategic human resources department designed to drive company performance and establish a consistent culture and value structure across the organization. Shore was responsible for all human resources activities across football and business operations, including staffing, performance management, employee relations, development, compensation and benefits.

As finance and legal affairs specialist, Shore was involved in a number of finance and legal functions across the organization including serving as the franchise's business operations attorney, managing the club's insurance programs and related business affairs. Also, Shore served as a liaison between football and business operations.

Shore began his career with the Dolphins as a football administration assistant, conducting various player contract and marketplace analysis, assisting with player payroll and on salary cap and player personnel related research.

Shore was born and raised in South Florida. He received a Bachelor of Science degree from Elon University with majors in accounting and business management, and was named the school's Young Alumnus of the Year in 2017. He also holds a Juris Doctorate from the University of Miami School of Law. Shore is a member of the Florida Bar and a licensed Certified Public Accountant. He lives in Parkland with his wife, Alison, and their two dogs, Cooper and Lily.

**SCOTT BULLIS**
*Senior Director, Team Operations*

**NFL:** 10th Season
**DOLPHINS:** 10th Season

**DREW BROOKS**
*Director, Team Security*

**NFL:** 4th Season
**DOLPHINS:** 4th Season

**JOHN PARENTI**
*Director, Sports Nutrition*

**NFL:** 1st Season
**DOLPHINS:** 1st Season

**EUGENE SHEN**
*Director, Personnel Analytics*

**NFL:** 6th Season
**DOLPHINS:** 1st Season

**KALEB THORNHILL**
*Director, Player Engagement*

**NFL:** 11th Season
**DOLPHINS:** 10th Season

**MATT LANGER**
*Manager, Team Operations*

**NFL:** 6th Season
**DOLPHINS:** 6th Season

**MAX MULITZ**
*Manager, Coaching Analytics*

**NFL:** 4th Season
**DOLPHINS:** 3rd Season

**TOM PASQUALI**
*Manager, Football Administration*

**NFL:** 6th Season
**DOLPHINS:** 6th Season

**YVES BATOBA**
*Player Engagement Coordinator*

**NFL:** 5th Season
**DOLPHINS:** 5th Season

**ADAM LaCHANCE**
*Sports Science Coordinator/ Strength & Conditioning Asst.*

**NFL:** 5th Season
**DOLPHINS:** 5th Season

**HARRISON FREID**
*Football Research Assistant*

**NFL:** 6th Season
**DOLPHINS:** 4th Season

**LANCE BENNETT**
*Assistant to the Head Coach*

**NFL:** 1st Season
**DOLPHINS:** 1st Season

**DAVE DeGUGLIELMO**
*Analyst*

**NFL:** 28th Season
**DOLPHINS:** 5th Season

**CHARLES BURKS**
*Coaching Assistant*

**NFL:** 1st Season
**DOLPHINS:** 1st Season

**SHAWN FLAHERTY**
*Coaching Assistant*

**NFL:** 1st Season
**DOLPHINS:** 1st Season

**JIMMY MANGIERO**
*Strength & Conditioning Assistant*

**NFL:** 1st Season
**DOLPHINS:** 1st Season

**ANNIE BERGER**
*Executive Assistant, Football Operations*

**NFL:** 13th Season
**DOLPHINS:** 13th Season

**IRMA GONZALEZ**
*Executive Assistant, Football Operations*

**NFL:** 16th Season
**DOLPHINS:** 16th Season

## MIAMI DOLPHINS MEDICAL CONSULTANTS

| | |
|---|---|
| Chief Orthopedic Consultant | Dr. John Uribe |
| Orthopedic Consultant | Dr. Gautam Yagnik |
| Primary Care Sports Medicine | Dr. Michael Swartzon |
| Internal Medicine Consultant | Dr. Howard Bush |
| Sports Dentistry Consultant | Dr. Ira Kotch, DDS |
| Optometry & Vision Training Consultant | Dr. Robert Davis |
| Chiropractic Consultant | Dr. Nicholas Ruggiero |

# ATHLETIC TRAINING

**KYLE JOHNSTON**
*Head Athletic Trainer*

**NFL:** 3rd Season
**DOLPHINS:** 2nd Season

**TROY MAURER**
*Assistant Athletic Trainer*

**NFL:** 29th Season
**DOLPHINS:** 28th Season

**NAOHISA INOUE**
*Assistant Athletic Trainer*

**NFL:** 10th Season
**DOLPHINS:** 10th Season

**JON BOONE**
*Assistant Athletic Trainer/ Physical Therapist*

**NFL:** 3rd Season
**DOLPHINS:** 2nd Season

# COMMUNICATIONS

**MATT TAYLOR**
*Senior Director, Football Communications*

**NFL:** 9th Season
**DOLPHINS:** 5th Season

**THERESA GARNER**
*Senior Manager, Corporate Communications*

**NFL:** 6th Season
**DOLPHINS:** 6th Season

**BRETT BRECHEISEN**
*Manager, Football Communications*

**NFL:** 5th Season
**DOLPHINS:** 4th Season

**RENZO SHEPPARD**
*Manager, Football Communications*

**NFL:** 12th Season
**DOLPHINS:** 4th Season

**SYDNEY WADE**
*Manager, Football Communications*

**NFL:** 6th Season
**DOLPHINS:** 4th Season

# EQUIPMENT

**JOE CIMINO**
*Equipment Manager*

**NFL:** 26th Season
**DOLPHINS:** 26th Season

**CHARLIE THIELE**
*Asst. Equipment Manager*

**NFL:** 25th Season
**DOLPHINS:** 25th Season

**STEVE GUIDA**
*Equipment Assistant*

**NFL:** 8th Season
**DOLPHINS:** 8th Season

**JON SWEDE**
*Equipment Assistant*

**NFL:** 12th Season
**DOLPHINS:** 12th Season

# VIDEO

**MIKE NOBLER**
*Video Director*

**NFL:** 5th Season
**DOLPHINS:** 5th Season

**DANE CHESTER**
*Assistant Video Director*

**NFL:** 5th Season
**DOLPHINS:** 5th Season

**NINNO DePATRICK**
*Video Assistant*

**NFL:** 11th Season
**DOLPHINS:** 9th Season

**BRIAN REGAN**
*Video Assistant*

**NFL:** 4th Season
**DOLPHINS:** 3rd Season

# MIAMI DOLPHINS CHEERLEADERS

Miami Dolphins Cheer is among the most highly regarded and recognized cheerleader brands in the world. The diverse team of women are athletic, confident and trendy yet timeless. They are talented dance performers, passionate community advocates and relatable social influencers. Miami Dolphins Cheerleaders are committed to inspiring and entertaining all fans with an emphasis on empowering young women.

For more information on the Miami Dolphins Cheer, please email cheerleaders@dolphins.com.

## 2019 MIAMI DOLPHINS CHEERLEADERS TRAINING CAMP ROSTER

| | | | |
|---|---|---|---|
| Ashley | Jared | Kayla B. | Sofia |
| Briana | Jamie | Kayla C. | Paige |
| Elena | Jennifer | Kayla M. | Veronica |
| Emily M. | Jenny | Kristen | Whitney |
| Emily S. | Jozie | Molly | Yelina |
| Estefania | Kally | Natalie | |
| Davia | Kelly | Shayla | |
| Gigi | Katie | Sierra | |

## 2019 MIAMI DOLPHINS CHEERLEADER CAPTAINS

*Paige – 5th Season*



*Jennifer – 4th Season*



*Jamie – 3rd Season*



*Katie – 3rd Season*

# MIAMI DOLPHINS IN THE COMMUNITY

The Miami Dolphins are committed to leveling the playing field through the power of teamwork to inspire a healthier, more educated and united South Florida community. Together our players, cheerleaders, alumni, staff and partners are dedicated to being difference-makers in our community.

**DOLPHINS CANCER CHALLENGE**
The Dolphins Cancer Challenge raises critical funds for cancer research at Sylvester Comprehensive Cancer Center and has raised more than $32 million dollars.

**FINS WEEKEND**
Fins Weekend is dedicated to improving education outcomes by raising money for mentoring and scholarship programs.

**NAT MOORE SCHOLARSHIP & GRANT ENDOWMENT PROGRAM**
The Nat Moore Scholarship & Grant Endowment Program's mission is to provide the youth of Miami-Dade, Broward, Palm Beach and Monroe counties with the financial resources needed to pursue avenues of education and training for employment readiness. Both the scholarship and the grant are expressly designed to bolster efforts to bridge a gap between receiving financial assistance and obtaining a degree or vocational diploma.

**FOOTBALL UNITES™**
Through FOOTBALL UNITES™, the Miami Dolphins believe it is important to be inclusive of the diversity and aware of the intersections that make up South Florida, uniting groups of different races, genders, sexual orientations, identities, abilities and faith around the power of football.

**SPECIAL TEAMS**
The purpose of the Miami Dolphins Special Teams program is to enlist, inspire and mobilize citizens of South Florida to be difference makers in the community through service.

**SALUTE TO SERVICE**
The Miami Dolphins are committed to better serving our nation's veterans, active duty service members and their families, in year-round programming built around helping them transition to civilian life by events around uniting and appreciating. The programming is tied to the Dolphins community mission and aligns with the NFL's Salute to Service platform and its partners.

# JUNIOR DOLPHINS

The Junior Dolphins program encourages youth players and coaches to teach, learn and play football in a fun and safe environment. The Junior Dolphins program is designed to give kids access to learn the fundamentals of football using the NFL's top resources. To grow the game, the Junior Dolphins program works to educate coaches, parents and youth on the health and safety of football with a strong emphasis on character development. Junior Dolphins is building the next generation of Dolphins fans.

## COACHING ACADEMY

The Junior Dolphins are committed to educating and preparing coaches to meet the needs of our South Florida youth football players both on and off the field. The Junior Dolphins host an annual coaches clinic which offers classroom and on-field sessions focused on game and practice techniques, motivational tools and core football competencies and supports USA Football by helping coaches become Heads Up Football certified.

## COMMUNITY

The Junior Dolphins program works to strengthen and empower the South Florida youth football community through several initiatives including youth and high school practice visits, equipment donations, weekly awards, The Audible: Football Fridays pregame show and supporting UHealth's county-wide concussion program in all Miami-Dade high schools.

## CAMPS

The Junior Dolphins non-contact camp experience allows players of all levels to learn the fundamentals of the game, work on their football skills and play the game of football in a fun and safe environment.

## PARTNER LEAGUES

The Dolphins Flag Football League (DFFL) and Junior Dolphins League Program focuses on giving athletes an opportunity to compete in the South Florida area. The DFFL is designed to give high school flag football players a place to expand their skills and the competitive league offers another opportunity to play organized games. The Junior Dolphins League Program strives to help local youth football organizations teach, learn, and play the game in a fun safe environment.

# 1 T.D.

MASCOT // 7-0 // ALL MUSSELS
ACQUIRED: FA, '97
COLLEGE: ATLANTIS '97
NFL: 23RD SEASON // DOLPHINS: 23RD SEASON

T.D., the official mascot of the Miami Dolphins, has been a fixture at Dolphins games since his introduction at the Miami Dolphins' Draft Party on April 19, 1997. His charming personality, outstanding sense of humor and ability to relate to young and old alike make him a "Fin"-tastic ambassador for the Dolphins.

T.D. performs at every Dolphins home game, but his job isn't done when the season is over. He can be found throughout South Florida, making appearances at schools, parades, hospitals and various other functions.

A 10-time Pro Bowl mascot, T.D. also has performed at the Chinese New Year's Day Parade in Hong Kong, was the first mascot to participate in the Hall of Fame Game in Canton, Ohio, and has traveled overseas to meet American troops abroad on three military tours.

When T.D. originally debuted, he had not yet been named. The Dolphins' "Name the Mascot Contest" drew more than 13,000 entries from all 50 states and more than 22 countries. Sara Fernandez of Miami was the first to submit the name "T.D.," and she won two tickets to Super Bowl XXXII when the name was selected at the annual Dolphins Awards Banquet on June 4, 1997.

Prior to T.D., the club had a live dolphin named "Flipper," who was situated in a fish tank in the open end of the Orange Bowl. The club also had "Dolfan Denny" patrol the sidelines for several seasons. However, with the debut of T.D., the Dolphins finally had an official mascot.

If you'd like to score a T.D. at your next event, please email KHeinle@dolphins.com.

## MIAMI DOLPHINS LOGO HISTORY

On April 25, 2013, the Miami Dolphins unveiled the fifth team logo in the organization's history. The new logo was developed during a creative process spanning more than a year and a half and incorporated input from ownership, members of the organization, former players and the franchise's loyal fans.

Highlighting the evolution is the return to the original aqua and orange color scheme that has come to embody the team and the surrounding Miami area. The iconic elements, the sun and the dolphin, remain prominent and allow the redesigned logo to remain connected throughout the team's history while representing the constant influence of the South Florida environment and community.

Within the logo, the aqua, along with the marine blue, first introduced in 1997 and now finessed through this process, are inspired by the color of South Florida's Atlantic Ocean; while the orange is representative of the bright South Florida sun. The dolphins' positioning has been refined and now features the moment of most power in the marine mammal's trajectory, right before it breaks the plane of the water. The sun has also been refined to incorporate more rays as well as an overall enhancement to a more bright and vibrant color.

The original logo featured the dolphin jumping in front of a sunburst using the team's base colors (aqua, coral and white). In 1974, the dolphin was repositioned in front of the sunburst and the aqua color was strengthened. In 1989, there was a further strengthening of the aqua color and the dolphin's tail was elongated. In 1997, the traditional logo and colors were kept as a base, while the sunburst on the logo was accentuated and the dolphin was strengthened with a stronger definition of its shape. In addition, the sunburst was more prominently displayed with the elimination of the hashmarks around the sun's perimeter, while the dolphin's features were accentuated by navy highlights.

# HARD ROCK STADIUM

## HARD ROCK STADIUM

347 Don Shula Drive, Miami Gardens, FL 33056 • (305) 943-8000
www.HardRockStadium.com

### HARD ROCK STADIUM

Hard Rock Stadium is a global entertainment destination that serves as home to the Miami Dolphins, The Miami Open, University of Miami football team, Orange Bowl, Super Bowl LIV and the 100th season of the NFL, 2021 College Football Playoff National Championship, major concerts, international soccer and a host of world-class events.

The multi-purpose, open-air complex completed a multi-year renovation fine tuned to enhance the fan experience. On June 17, 2014, the Miami-Dade County Commission approved a Performance-Based Marquee Event Grant Agreement, which moved forward Hard Rock Stadium's modernization plan. The agreement provides bonus payments to the Miami Dolphins for hosting major events in exchange for Dolphins Chairman of the Board & Managing General Partner Stephen Ross taking financial responsibility for the renovation of Hard Rock Stadium without county assistance. The modernization was privately funded by Ross at an estimated cost of more than $550 million.

Phase I of the project was completed for the 2015 season and changed every seat in the stadium, rebuilt the concourses on the 100 and 300 levels, moved seats 25 feet closer to the field on the north and south sidelines, introduced five new premium spaces and offered guests improved food, enhanced concourses and 16 new restroom facilities throughout the facility. For the 2016 season, Hard Rock Stadium installed a state-of-the-art canopy that keeps as many as 92 percent of the spectators in the shade and four high-definition video boards. Unveiled in 2017 were remodeled, modernized suites throughout the stadium offering a more intimate club space on the 200 level with improved amenities and fare.

Hard Rock Stadium hosted its first football game in August 1987 and its first regular season Major League Baseball game in April 1993. It has been home to five Super Bowls, four BCS National Championships and was the first stadium to host the NFL Pro Bowl after 30 years of the game being held in Hawaii.

### HISTORY

Now in its 31st year of operation, Hard Rock Stadium was the first of its kind to be constructed entirely with private funds, costing $115 million when it was completed in 1987. The late Dolphins Chairman of the Board & Managing General Partner Joe Robbie led the financing campaign to build "Joe Robbie Stadium." The stadium revolutionized the economics of professional sports when it opened that year. Inclusion of a club level, along with executive suites, helped to finance the construction of the stadium. Season ticket members committed to long-term agreements and in return they received first-class amenities in a state-of-the-art facility.

On March 7, 1990, H. Wayne Huizenga, then Chairman of the Board and Chief Executive Officer of Blockbuster Video and Huizenga Holdings Inc., agreed to purchase fifty percent of Joe Robbie Stadium and became the point man in the drive to bring Major League Baseball to South Florida. That effort was rewarded in July 1991, when South Florida was awarded a National League expansion franchise. On Jan. 24, 1994, Huizenga acquired the remaining fifty percent of the stadium to give him 100 percent controlling interest.

On Aug. 26, 1996, Pro Player, the sports apparel division of Fruit of the Loom, sponsored the renaming of Joe Robbie Stadium as Pro Player Stadium. It became the first sports marketing and product company to entitle a stadium or arena.

The first football game in Joe Robbie Stadium was held on Aug. 16, 1987, when the Miami Dolphins

met the Chicago Bears in a preseason battle. The game also marked the 22nd anniversary of the Dolphins franchise. The stadium hosted the National Football League's premier game, Super Bowl XXIII, on Jan. 22, 1989. It marked the return of the Super Bowl to South Florida after a 10-year absence. Subsequent Super Bowls include Super Bowl XXIX (Jan. 29, 1995), Super Bowl XXIII (Jan. 31, 1999), Super Bowl XLI (Feb. 4, 2007) and Super Bowl XLIV (Feb. 1, 2010). Hard Rock Stadium has the honor of hosting South Florida's record 11th Super Bowl in 2020, the 100th anniversary of the NFL.

Major League Baseball officially began in South Florida in the spring of 1993 as the Florida Marlins opened their inaugural campaign as a National League team. On April 5, 1993, the "new" look of Joe Robbie Stadium as a baseball facility was unveiled to the public for the first time as the Florida Marlins earned a 6-3 win over the Los Angeles Dodgers. On Sept. 28, 2011, the Marlins played their final game at the stadium. A crowd of 34,615 watched as the Marlins dropped a 3-1 decision to the Washington Nationals. In all, the Marlins played 1,504 games in the stadium and posted a record of 781-723.

In 1997, the stadium hosted four World Series games between the Marlins and the Cleveland Indians, including Game 1 on Oct. 18, 1997, the first Series game ever played at the stadium, and Game 7 on Oct. 26, 1997, which the Marlins won, 3-2 in 11 innings, to capture their first World Championship.

Before the arrival of the Marlins, the stadium had played host to 13 spring training games that attracted 370,000 fans and paved the way for baseball in South Florida.

The stadium was renamed Dolphins Stadium in Jan. 2005, as part of a major plan renovation initiated by Huizenga. In April 2006, two high-definition video boards, the largest and second largest in professional sports at that time, were unveiled. A new fascia LED ribbon-board was installed in July 2006.

In 2007, Hard Rock Stadium underwent $250 million in improvements and innovations, adding 360,000 square feet of programmable space, new casual seating and gathering areas throughout the stadium, an all-new club level, refurbished luxury suites, new team merchandise store and other amenities. In 2010, corporate offices were built on the east side of Hard Rock Stadium in order to consolidate the business offices of the Miami Dolphins. "A Perfect Moment In Time" statue honoring Don Shula and the team's undefeated season in 1972 was unveiled and proudly adorns the entrance of the offices.

In 2008, Huizenga sold 50 percent of the team, stadium and surrounding developable land to Stephen M. Ross, Chairman of Related Companies, an international real estate development company. Huizenga remained the managing general partner of the franchise until he sold another 45 percent of the team and stadium to Ross in Jan. 2009. Ross became managing general partner with 95 percent stake of the Dolphins and the stadium while Huizenga retained a five percent share of both and remained a 50 percent partner in the land.

In one of his first moves to improve the fan experience at the stadium, in May 2009, Ross and celebrated singer songwriter Jimmy Buffett announced Dolphin Stadium would be renamed Land Shark Stadium. The unique branding brought Buffett's Margaritaville and Land Shark themes to enhance the game-day experience. To mark the announcement, Buffett performed three songs and unveiled the new lyrics to his iconic song "FINS," written expressly for the team.

On Jan. 20, 2010, the stadium's name was changed to Sun Life Stadium as the international financial services organization made Miami and South Florida a major part of a multi-city philanthropic endeavor through a comprehensive marketing partnership with the Miami Dolphins and the Miami Dolphins Foundation.

On Aug. 17, 2016, the Dolphins and Hard Rock International announced an 18-year agreement to name the newly renovated facility Hard Rock Stadium. As part of the agreement, the iconic lifestyle brand became the official Dolphins' hotel and resort partner, casual dining restaurant partner, hospitality partner and Native American Tribe.

## LOCATION

Hard Rock Stadium is located at 347 Don Shula Drive in Miami Gardens, only one mile south of the Miami-Dade Broward County Line. The 160-acre site stands midway between downtown Miami (16 miles) and downtown Fort Lauderdale (18 miles).

## WORLD-CLASS EVENTS

Hard Rock Stadium displays its versatility every year by hosting a wide variety of events. Along with Miami Dolphins football, Hard Rock Stadium is home to the Miami Open, University of Miami football, Orange Bowl, Super Bowl LIV and the 100th season of the NFL, 2021 College Football Playoff National Championship, major concerts and international soccer matches. The stadium has hosted five Super Bowls (XXIII, XXIX, XXXIII, XLI and XLIV), the 2010 NFL Pro Bowl and four BCS National Championship Games (2001, 2005, 2009 and 2013).

Hard Rock Stadium's largest football attendance came when Alabama defeated Notre Dame in the 2013 BCS National Championship game in front of a record crowd of 81,120. Hard Rock Stadium had the distinction of being the first to host the Pro Bowl before the Super Bowl was played, and the first to host the Pro Bowl on the U.S. mainland in 30 years. Major League Baseball's premier event, the World Series, was played at the stadium in 1997 and 2003. The building is recognized throughout the industry as one of the busiest multi-purpose facilities in the world due in large part to Hard Rock Stadium's expertise in hosting big events.

Hard Rock Stadium has hosted numerous world class international soccer matches, including the

International Champions Cup Finals in 2013 and 2014. The facility is the first to host El Clasico Miami, a Relevent Sports' soccer match between Real Madrid and FC Barcelona hosted for the first time in North America. The event was July 29, 2017 and was preceded by a match on July 26 between Paris Saint-Germain F.C. and Juventus F.C. at Hard Rock Stadium. The stadium has hosted the sport's most recognizable clubs including Manchester United, FC Barcelona, Chelsea FC and AC Milan. National teams' matches have included international powerhouses Brazil, Colombia, Croatia, Ecuador, England, Honduras, Peru, Spain, Venezuela and the USA. The Brazil vs. Colombia match on Sept. 5, 2014 established the attendance record (73,429) for a soccer match held in the state of Florida.

Hard Rock Stadium also hosted the Florida high school class 3A, 4A, 5A and 6A state championship football games in 2005, 2006 and 2007, Monster Jam, lacrosse competitions as well as various festivals and trade shows.

Numerous concerts also have been performed at Hard Rock Stadium, featuring entertainers such as the Black Eyed Peas, Chicago, Coldplay, the Eagles with Jimmy Buffett, Elton John/Billy Joel, Genesis, Gloria Estefan, Guns & Roses, Hall & Oates, Jay Z and Beyonce, Madonna, Metallica, New Kids on the Block, 'N Sync, Paul McCartney, Pink Floyd, The Police, Rod Stewart, the Rolling Stones, Taylor Swift, the Three Tenors World Tour, U2 and The Who. Hard Rock Stadium has twice broken its attendance records for entertainment events. U2's 360 Tour broke the record for highest concert attendance in the stadium's history when a crowd of 75,529 attended the show on June 29, 2011. The record was broken as Hard Rock Stadium hosted the largest ever crowd for an entertainment event when 78,363 attended WrestleMania on April 1, 2012. At the time, that figured marked record attendance for the WWE.

## PLAYING SURFACE

Hard Rock Stadium is equipped with Bermuda 419 grass. All of the sod used by the Dolphins and Hard Rock Stadium goes through a six-month enhancement process of being harvested and installed on plastic to thicken the sod and toughen the turf to meet the standards of the NFL. Hard Rock Stadium also has purchased 13 field grow lights to make up for the loss of direct sun light due to the shade canopy installed over the seating bowl, as well as eight large oscillating fans to keep the grass as dry as possible on the surface. The mission is to provide the best playing surface in the NFL and for all international events.

## SEATING PRODUCTS

Hard Rock Stadium's modernization included doubling unique seating experiences from eight to 16. Some of the seating products include:

### THE 72 CLUB

The 598 seats in the 72 Club take the premium seating experience to another level. It's the most luxurious seating experience in all of South Florida sports and entertainment. Seats are double-padded, have 11 inches more legroom and are located at midfield. At any point in-game, guests are able to enjoy sideline field views and a private drink rail, located directly on the north side of the field, before walking to their private club designed by the Rockwell Group.

### LIVING ROOM BOXES

Hard Rock Stadium has created private four-person boxes known as Living Room Boxes. Located on the 35-yard line and within the Atos Club presented by DELL EMC and Ford Field Club in the end zones, Living Room Boxes are the biggest, most comfortable seats in the stadium. These boxes give guests the ability to watch replays and highlights on their own private screens.

### NORTH SIDELINE CLUB

The North Sideline Club is a club located between the 30-yard lines on the north side that offers wider, padded seats for fans and an air conditioned club to enjoy pre-game and throughout the game. The club is designed by the Rockwell Group.

### LIFEWTR LOUNGE

A 3,300-square-foot private club located in the east end zone, the LIFEWTR Lounge has 144 seats with an open-air, shared suite experience. It features an all-you-can-eat game day buffet, open bar (beer, wine, soda and LIFEWTR) and televisions featuring all the day's NFL action.

### CORNER TERRACES

The 100 level Corner Terraces provide a unique social experience where guests can watch the game from a high-top table and comfortable swivel chairs. Corner Terraces provide guests the enjoyment of sitting with family or friends without being confined to a row of seats.

### THE NINE

The NINE is the ultimate luxury hospitality experience at Hard Rock Stadium. Designed as open-air suites between the 30-yard lines that connect to a private club designed by the Rockwell Group, the NINE presents guests with complimentary black car service, a private entrance and a dedicated game day

concierge for a truly unforgettable experience.

### EXECUTIVE SUITES

Hard Rock Stadium's 147 suites were completely renovated during the 2017 offseason. These suites offer luxury and comfort in the ultimate setting to watch any event. Suites vary in size from 10 seats up to 50 seats offering air conditioning, multi-feed sound systems, refrigerators, ice-makers and private telephone services. Suite attendants provide personal service in each suite during the games. Centerplate caters the suites with a wide-variety of food and beverages.

### THEATRE BOXES

Hard Rock Stadium features Theatre Boxes on the Club and Suite Level. These 4-6 person individual boxes are located in a shared suite environment with inclusive food and beverage. This seating product is a perfect option for families or small businesses who may not have a need for a full suite but want to enjoy the amenities of the suite experience.

### PARTY TERRACES

Phase III of the renovation brought party terraces on the 300 level of Hard Rock Stadium. These party terraces have a bar that services guests on the concourse, as well as a double-sided bar with views of the field. Each corner includes two semi-private spaces that each can hold up to 100 people – creating a new experience for a total of 800 guests per event. The Dolphins additionally have made a commitment to donate a party terrace of 100 military tickets each game to local troops serving our country.

### LIV AT HARD ROCK STADIUM

The South Beach experience made its way to the stadium and Dolphins football games in 2010. The 10,000-square-foot LIV at Hard Rock Stadium has the look and feel of the LIV nightclub. Complete with a pair of bars, private cabanas and tables and a dance floor and DJ booth, the space overlooks the west end zone and creates a nightclub experience for the fan before, during and after the game.

### DINING

Hard Rock Stadium in 2013 embarked on a journey of listening to guests, asking what they prefer for their game day experience. Years later, the commitment to bring fresh, diverse flavor to fans remains strong. An emphasis is placed on innovative, local cuisine, and together with hospitality provider Centerplate, the venue curates an unparalleled food and beverage experience throughout the facility to all fans.

## HARD ROCK STADIUM FACTS

| | |
|---|---|
| **Stadium Address** | 347 Don Shula Drive<br>Miami Gardens, FL 33056 |
| **Stadium Telephone** | (305) 943-8000 |
| **Relative Location** | 16 miles northwest of downtown Miami<br>18 miles southwest of Fort Lauderdale<br>3/4 mile south of Calder Race Course<br>1 mile south of Miami-Dade-Broward county line on N.W. 27th Ave. |
| **Opening Date** | August 16, 1987<br>Chicago Bears 10, Miami Dolphins 3 |
| **First Baseball Game** | March 11, 1988<br>Los Angeles Dodgers 10, Baltimore Orioles 8 |
| **First Soccer Game** | March 4, 1988<br>U.S. National team 2, Millonarios (Colombia) 1 |
| **First Concert** | July 3, 1988<br>Rod Stewart, Hall and Oates and Chicago |
| **First Super Bowl** | January 22, 1989<br>San Francisco 49ers 20, Cincinnati Bengals 16 |
| **First Blockbuster Bowl (Micron P.C. Bowl, Carquest Bowl)** | December 29, 1990<br>Florida State 24, Penn State 17 |
| **First Capital One Orange Bowl** | December 31, 1996<br>Nebraska 41, Virginia Tech 21 |
| **First World Series** | October 18, 1997<br>Florida Marlins 7, Cleveland Indians 4 |
| **First BCS National Championship Game (was the 2001 Orange Bowl)** | January 3, 2001<br>Oklahoma 13, Florida State 2 |

## HARD ROCK STADIUM HISTORY

| | |
|---|---|
| **Mar. 5, 1976** | Consultants are hired to do feasibility study for South Florida stadium. |
| **July 21, 1976** | Preliminary plan for 70,000-seat stadium is unveiled. |
| **Nov. 15, 1977** | Miami voters reject $15 million bond issue for Orange Bowl renovations. |
| **May 22, 1978** | Committee estimates to Dade County a cost of $40 million to build a new Orange Bowl next to the old one with financing coming from a resort tax and ticket surcharge. |
| **Feb. 19, 1979** | County attorney rules resort tax money cannot be used to build a new Orange Bowl. |
| **March, 1979** | National Football League rejects Miami as a Super Bowl site until stadium situation is rectified. |
| **Dec. 22, 1981** | Dolphins Chairman of the Board and Managing General Partner Joe Robbie reveals that he is negotiating to develop privately a stadium at Lake Lucerne in north Dade County. |
| **Nov. 2, 1981** | Voters in Dade and Broward counties overwhelmingly defeat a sales tax increase which would go toward building a new stadium. |
| **Dec. 14, 1983** | City of Miami voters reject sales tax increase to renovate the Orange Bowl. |
| **Mar. 5, 1984** | Dolphins Chairman of the Board and Managing General Partner Joe Robbie announces plans to build a new multi-purpose stadium in north Dade County at the team's annual awards banquet. |
| **Mar. 13, 1984** | City of Miami voters reject raising taxes to pay for $55 million bond issue to repair the Orange Bowl. |
| **May 10, 1984** | Dolphins Chairman of the Board and Managing General Partner Joe Robbie begins campaign to market Dolphin Stadium executive suites and club seats. |
| **July 3, 1984** | Metro Commission accepts 160 acres donated by Emil and Lawrence Morton at Lake Lucerne, then leases it to Dolphin Stadium Corporation for 99 years. |
| **Dec. 6, 1984** | Metro commissioners unanimously agree to let Dolphins Chairman of the Board and Managing General Partner Joe Robbie sell $85 million in tax exempt bonds to finance his stadium project. |
| **Jan. 8, 1985** | Dolphins Chairman of the Board and Managing General Partner Joe Robbie announces that he is ready to spend two million dollars for stadium blueprints and engineering studies. |
| **Mar. 14, 1985** | At the NFL meetings in Phoenix, Dolphin Stadium is named as the host site for Super Bowl XXIII (1989). |
| **July 22, 1985** | Clearing of stadium site begins. |
| **Sept. 9, 1985** | South Florida Regional Planning Council recommends approval of proposed Dolphin Center. |
| **Sept. 26, 1985** | Metro Commission approves development order and zoning request of Dolphin Center. |
| **Dec. 1, 1985** | Groundbreaking ceremonies for Dolphin Stadium take place. |
| **Dec. 19, 1985** | Foundation permit is issued to Dolphin Stadium Corporation by Dade County. |
| **Dec. 26, 1985** | First concrete is poured at stadium site. |
| **Dec. 31, 1985** | Dolphins Chairman of the Board and Managing General Partner Joe Robbie obtains construction loan and is granted permanent financing for the new stadium. |
| **June 3, 1986** | Dolphins Chairman of the Board and Managing General Partner Joe Robbie plants a ceremonial 30-foot Royal Palm tree to begin a million-dollar beautification project for neighborhoods near Dolphin Stadium. |
| **Aug. 27, 1986** | Topping Out Ceremonies take place at Dolphin Stadium as highest point of construction is reached. |
| **Feb. 3, 1987** | Metro Commission unanimously passes a resolution recommending that Dolphin Stadium be named after its builder, Joe Robbie. |
| **April 30, 1987** | Tim Robbie, designated spokesman for the Robbie children, announces that Dolphin Stadium has been renamed "Joe Robbie Stadium." |
| **Aug. 2, 1987** | An estimated 40,000 people attend Family Day at Joe Robbie Stadium, the general public's first opportunity to see the new facility. |
| **Aug. 16, 1987** | The Miami Dolphins play host to the Chicago Bears in the first game ever played in Joe Robbie Stadium. The Bears put a damper on the festive evening with a 10-3 preseason victory in front of 63,451 fans. The date also marks the 22nd anniversary of the Dolphins franchise. |
| **Oct. 11, 1987** | The Dolphins' "replacement" team records a 42-0 shutout win over the Kansas City Chiefs in the first regular-season game at JRS. |
| **Mar. 4, 1988** | The first soccer game ever played at JRS takes place as part of the Marlboro Soccer Cup of Miami. The U.S. National team defeats Millonarios of Colombia, 2-1, in the match before 14,877 fans. |
| **Mar. 11, 1988** | The first baseball game ever played at JRS takes place in front of 24,247 spectators, then the largest crowd ever to see a major-league game in the state of Florida. The Los Angeles Dodgers defeat the host Baltimore Orioles, 10-8, in the exhibition contest. The following night, the Montreal Expos beat the Orioles, 9-3, with 17,830 in attendance. Seven home runs are hit each night as a temporary 30-foot wall in left field compensates for a distance of 272 feet down the foul line. |
| **April 16, 1988** | A technical inspection team from FIFA, soccer's international governing body, visits JRS as part of the United States' bid to host the 1994 World Cup. |
| **July 3, 1988** | The first concert ever held at JRS takes place. "Happy Birthday America '88" features performances by Rod Stewart, Hall and Oates and Chicago. |
| **Jan. 22, 1989** | The first Super Bowl ever held at JRS takes place. The game marks the first time since Super Bowl XIII (January 21, 1979) that the NFL's Championship game is played in Miami. The San Francisco 49ers defeat the Cincinnati Bengals, 20-16. |
| **Mar. 7, 1990** | H. Wayne Huizenga, Chairman of the Board and Chief Executive Officer of Blockbuster Video and Huizenga Holdings, Inc., agrees to purchase fifty percent of Robbie Stadium Corporation (the parent company of Joe Robbie Stadium), as well as a fifteen percent limited partnership interest in the Miami Dolphins. |
| **April 14-15, 1990** | Nearly 100,000 people pack the stands in Joe Robbie Stadium over a two-day period to see former Beatle Paul McCartney perform live in concert. |
| **April 17, 1990** | The Blockbuster Bowl, college football's newest post-season bowl game, is officially certified by the NCAA. The bowl is scheduled to kickoff its inaugural matchup on December 29, 1990, at Joe Robbie Stadium. |
| **Dec. 29, 1990** | The Florida State Seminoles defeat the Penn State Nittany Lions, 24-17, in the inaugural Blockbuster Bowl at JRS before a capacity crowd of 74,021. |

| | |
|---|---|
| **Jan. 5, 1991** | Dolphins host the Kansas City Chiefs in the first NFL playoff game ever played in JRS. The Dolphins come back to defeat the Chiefs, 17-16. |
| **Jan. 28, 1991** | Seats are removed on the north side of JRS to begin renovating for baseball. |
| **March 26, 1991** | H. Wayne Huizenga and the Robbie family jointly purchase 42 acres adjacent to JRS. In addition, Huizenga purchases two additional lots, totaling 65 acres. The lots were purchased from the estates of Emil and Lawrence Morton. |
| **March 30, 1991** | The New York Yankees and the Baltimore Orioles play an exhibition game before 67,654 fans at Joe Robbie Stadium – the largest crowd ever to watch a baseball game in a non-Major League city. The Yankee-Oriole game the following day draws 57,359, giving the two-game series at JRS a total attendance figure of 125,013. |
| **May 23, 1991** | At the NFL meetings in Minneapolis, Joe Robbie Stadium is selected as the host site for Super Bowl XXIX, to be played on January 29, 1995. |
| **June 10, 1991** | The National League expansion committee recommends South Florida (Joe Robbie Stadium) and Denver to Major League Baseball's ownership committee as the two sites for National League expansion. The two teams will begin play in 1993. |
| **July 18, 1991** | Major League Baseball officially awards South Florida a National League expansion franchise, the Florida Marlins, who will begin play in 1993 at JRS. |
| **Jan. 25, 1992** | The U.S. World Cup soccer team faces the Soviet National Team (C.I.S.) before a crowd of 30,386. |
| **Jan. 17, 1993** | The Dolphins host the Buffalo Bills in the first AFC Championship Game ever played at JRS. The Bills defeat the Dolphins, 29-10, and advance to Super Bowl XXVII. |
| **April 5, 1993** | In the first regular season baseball game ever played at JRS, the Florida Marlins win their inaugural game, defeating the Los Angeles Dodgers, 6-3. |
| **Jan. 24, 1994** | H. Wayne Huizenga acquires remaining 50 percent of Joe Robbie Stadium and the additional 85 percent of the Miami Dolphins, leaving him with 100-percent controlling interest of both the stadium and Dolphins. |
| **Jan. 25, 1995** | The second Super Bowl game held at JRS takes place. In Super Bowl XXIX, the San Francisco 49ers defeat the San Diego Chargers, 49-26. |
| **May 11, 1996** | Al Leiter of the Marlins pitches the first no-hitter in JRS history, shutting out the Colorado Rockies, 11-0. |
| **Aug. 26, 1996** | Pro Player, the sports apparel division of Fruit of the Loom, sponsors the renaming of Joe Robbie Stadium to Pro Player Stadium for $20 million over a 10-year period. |
| **Oct. 31, 1996** | At the NFL meetings in New Orleans, Pro Player Stadium is selected as the host site for Super Bowl XXXIII, to be played on January 31, 1999. |
| **Dec. 31, 1996** | The Nebraska Cornhuskers defeat the Virginia Tech Hokies, 41-21, in the first FedEx Orange Bowl played at Pro Player Stadium. |
| **Mar. 8, 1997** | Pro Player Stadium plays host to the Three Tenors concert (Luciano Pavrotti, Placido Domingo, Jose Carreras). |
| **Oct. 18, 1997** | Pro Player Stadium hosts its first ever World Series game, as the Florida Marlins defeat the Cleveland Indians, 7-4, in Game One. |
| **Oct. 25, 1997** | The Pro Player Stadium crowd of 67,498 to watch the Marlins defeat the Indians in Game Six is the largest to see a World Series game since 1954. |
| **Oct. 26, 1997** | Edgar Renteria's single in the bottom of the 11th inning of Game Seven of the World Series drives in Craig Counsell to give the Marlins a 3-2 win and the World Championship. |
| **Jan. 31, 1999** | The third Super Bowl game held at Pro Player Stadium takes place. In Super Bowl XXXIII, the Denver Broncos defeat the Atlanta Falcons, 34-19. |
| **Jan. 3, 2001** | The Oklahoma Sooners defeat the Florida State Seminoles, 13-2, in the FedEx Orange Bowl to win the National Championship. |
| **Aug. 2, 2001** | Pro Player Stadium plays host to the *NSYNC concert. |
| **Oct 21, 2003** | Pro Player Stadium hosts its second World Series as 65,731 fans file in to watch the New York Yankees defeat the Florida Marlins, 6-1, in Game 3 of the Fall Classic. Marlins rebound to win their second world title in six games. |
| **Jan, 4, 2005** | USC defeats Oklahoma, 55-19, in the FedEx Orange Bowl to claim the national championship. |
| **Jan. 10, 2005** | Pro Player Stadium is re-named Dolphins Stadium. A three-phase improvement process to the stadium includes a remodeled club level and luxury suites, improved traffic flow, additional parking and state-of-the-art scoreboards. |
| **April 8, 2006** | Chairman of the Board and Managing General Partner H. Wayne Huizenga and Dolphins Enterprises CEO Joe Bailey announce and unveil a new logo and modified name for the stadium. The new name, Dolphin Stadium, appears on the new logo with a contemporary-looking dolphin. The world's largest hi-definition video boards are also unveiled and used for the first time. Dolphin Stadium begins a $250 million historic transformation. |
| **Dec., 2006** | Dolphin Stadium begins a $250 million historic transformation unlike any stadium in the United States has experienced. With the addition of 360,000 square feet, Dolphin Stadium is creating space for incredible experiences. |
| **Feb. 4, 2007** | The fourth Super Bowl held at Dolphin Stadium takes place. In Super Bowl XLI the Indianapolis Colts defeat the Chicago Bears, 29-17. |
| **July 10, 2007** | "Sting" and The Police perform at Dolphin Stadium |
| **Jan. 3, 2008** | Kansas defeats Virginia Tech, 24-21, in the 74th FedEx Orange Bowl. |
| **Feb. 22, 2008** | H. Wayne Huizenga announces Stephen M. Ross becomes 50 percent partner of stadium and team. |
| **Aug. 28, 2008** | The University of Miami plays its first home football game at Dolphin Stadium with a 52-7 win over Charleston Southern before a crowd of 48,119. |
| **Nov. 26, 2008** | Madonna performs at Dolphin Stadium. |

| | |
|---|---|
| **Dec. 30, 2008** | The NFL announces that Dolphin Stadium will be the first venue in recent history to host the Pro Bowl outside of Hawaii. The 2010 Pro Bowl is only the second Pro Bowl played in the same city as the Super Bowl. The Los Angeles Coliseum hosted the first Super Bowl on January 15, 1967, and the Pro Bowl the following week. The 2010 Pro Bowl will be played on Sunday, January 31, 2010 also the site of Super Bowl XLIV a week later on Sunday, February 7. |
| **Jan. 8, 2009** | The Florida Gators win their second National Championship in three years with a 24-14 win over the Oklahoma Sooners in the 2009 BCS National Championship Game played before a crowd of 78,468 at Dolphin Stadium. |
| **Jan. 20, 2009** | Wayne Huizenga and Stephen M. Ross jointly announce that Ross has closed on the purchase of an additional 45 percent of the Miami Dolphins and Dolphin Stadium. Coupled with his earlier purchase of 50 percent of the franchise, the stadium, and the excess developable land last February 22, Ross now has 95 percent stake of the Dolphins and the stadium while Huizenga will retain a 5 percent share of both and remains a 50 percent partner in that land. |
| **Mar. 14-18, 2009** | Dolphin Stadium plays host to the second round (Pool 2) of the World Baseball Classic. A total of six games are played at the stadium featuring Puerto Rico, the Netherlands, United States and Venezuela. The United States and Venezuela advanced from the group to the semi-finals in Los Angeles. |
| **May 8, 2009** | Stephen M. Ross and celebrated singer songwriter Jimmy Buffett announce that Dolphin Stadium will be renamed Land Shark Stadium. The unique branding brings Buffett's Margaritaville and Land Shark themes to enhance the game-day experience. To mark the announcement, Buffett performs three songs and unveils the new lyrics to his iconic song "FINS", written expressly for the team. |
| **Nov. 4, 2009** | Honduras plays Peru in an international soccer friendly match. |
| **Jan. 20, 2010** | Land Shark Stadium is renamed Sun Life Stadium after Sun Life Financial enters into a multi-year naming rights partnership with the stadium and the Dolphins. |
| **Jan. 31, 2010** | The 2010 NFL Pro Bowl takes place at Sun Life Stadium. The first Pro Bowl game to be played outside of Hawaii in 30 years. |
| **Feb. 7, 2010** | The fifth Super Bowl at Sun Life Stadium takes place. The New Orleans Saints defeat the Indianapolis Colts, 31-17. |
| **April 3, 2010** | Paul McCartney's "Up & Coming Tour" stops at Sun Life Stadium. |
| **Sept. 26, 2010** | LIV Sun Life Stadium makes its debut during the Dolphins-Jets game. The South Beach-style club is situated west end zone in the stadium's Club Level. It combines the excitement of Dolphins football with the allure of South Beach and features waitress and butler service, premium bars, HDTVs, celebrity appearances, DJs and a dance floor. |
| **Feb. 9, 2011** | At the Fontainebleau Hotel in Miami Beach, it is announced that WrestleMania XXVIII will be held at Sun Life Stadium on April 1, 2012. In addition to the actual main event, which will be televised via pay-per-view to more than 100 countries, there will be a week-long slate of events similar to Super Bowl week. Among them will be the 2012 WWE Hall of Fame Induction Ceremony, WrestleMania Axxess, the finals of the WrestleMania Reading Challenge and a Celebrity Pro-Am Golf Tournament. |
| **June 29, 2011** | Featuring one of the biggest concert stages ever built, the U2 360 Tour stops at Sun Life Stadium before a crowd of more than 73,000. |
| **Aug. 3, 2011** | FC Barcelona, the 2011 UEFA Champions League champions, face one of Mexico's most popular clubs, CD Guadalajara, as part of the 2011 Herbalife World Football Challenge, at Sun Life Stadium. This marks the first time ever FC Barcelona has played in South Florida. Chivas stuns Barcelona, 4-1, on four second half goals before a record crowd of 70,080 to see a soccer event in South Florida. It eclipsed the previous record of 57,724 set in 1984 when Colombia played AC Milan in the Orange Bowl. |
| **Sept. 28, 2011** | The Marlins play their final game at Sun Life Stadium. A crowd of 34,615 watch as the Marlins drop a 3-1 decision to the Washington Nationals. Since their debut season in 1993, in all the Marlins played 1,504 games in the stadium and posted a record of 781-723. |
| **Nov. 23, 2011** | The Black Eyed Peas play their final show in an all-star heavy concert featuring Cee Lo Green, Jason DeRulo, T-Pain, Sean Kingston, Flo Rida, DJ Smiley, and host Queen Latifah. |
| **March 3, 2012** | The inaugural Orange Bowl Lacrosse Classic is held at Sun Life Stadium as the all-day event features three high school games, a middle-school contest and an interactive lacrosse camp. |
| **April 1, 2012** | The WWE's WrestleMania XXVIII is held at the stadium before a crowd of 78,363. The four-hour show featured CM Punk, John Cena, The Rock, The Undertaker, Triple H, as well as Flo Rida, Diddy and MGK. |
| **June 23, 2012** | The World Soccer Masters Tour stops at Sun Life Stadium as a crowd of 48,327 watched as Lionel Messi and other stars come together. Messi, who has been named the World Soccer Player of the Year the previous three seasons, makes his South Florida debut by scoring three goals and adding two assists in a steady game-long rain as his Black Masters team tie the Red Stars, 7-7. |
| **July 28, 2012** | AC Milan defeats Chelsea, 1-0, in front of a crowd of 57,748 at Sun Life Stadium in an exhibition match as part of the Herbalife World Football Challenge. |
| **Jan. 7, 2013** | The Alabama Crimson Tide win their second consecutive National Championship and third title in four years with a 42-14 win over the Fighting Irish of Notre Dame in the 2013 BCS National Championship Game played before a crowd of 80,120 at Sun Life Stadium. |
| **Jan. 10, 2013** | Cirque du Soleil debuts at Sun Life Stadium with TOTEM, a new big top production. Under the blue and yellow Big Top, TOTEM explores the ties that bind Man to other species, his dreams and his infinite potential. |
| **Feb. 22, 2013** | With more than 23 Grammy Awards, 67 million albums sold and two Emmys combined, music icons JAY Z and Justin Timberlake announce 12 once-in-a-lifetime stadium performances which will conclude with an Aug. 16, 2013 concert at Sun Life Stadium. |
| **May 30, 2013** | It is announced that eight world-class soccer teams – AC Milan, Inter Milan, Valencia, Chelsea, Real Madrid, Everton, Juventus and the Los Angeles Galaxy – will participate in the inaugural Guinness International Champions Cup, which will conclude with an exciting pair of doubleheaders at Sun Life Stadium on Aug. 6-7, where every team will play in an unprecedented two-day event. |

| | |
|---|---|
| **June 8, 2013** | Spain, the defending World Cup champions, defeated Haiti, 2-1, in front of a crowd of 36,535 at Sun Life Stadium. Through Project Phoenix, the match directly supported the Haitian community by not only donating one dollar per ticket sold to help construct a national team stadium in Cité Soleil, Haiti, but also develop a surrounding community center. Additionally, 100 percent of proceeds of a specially designed jersey sold at Sun Life Stadium went directly to the development efforts. |
| **Aug. 6-7, 2013** | The championship rounds of the inaugural Guinness International Champions Cup take place at Sun Life Stadium before a two-day crowd of 105,750. On Aug. 6, in the seventh-place match, Inter defeats Juventus on penalty kicks by a score of 9-8 after the match was tied 1-1 at the end of regulation. In the second game of the evening, playing for fifth place in the tournament, Valencia defeats Everton by a score of 1-0. On Aug. 7, in the third-place game, Milan defeats the L.A. Galaxy by a 2-0 score. Later that evening, Real Madrid wins the Guinness ICC trophy, defeating Chelsea by a score of 3-1. Cristiano Ronaldo leads the way for Madrid by scoring two goals and earning Man of the Tournament honors. |
| **Aug. 16, 2013** | The Legends of the Summer Tour, featuring Justin Timberlake and Jay Z, closes its 13-city, 15-show tour with a sold-out stop at Sun Life Stadium. |
| **Sept. 9, 2013** | Tom Garfinkel is named President and Chief Executive Officer of the Miami Dolphins and Sun Life Stadium. Garfinkel joined the organizations after working with the San Diego Padres from 2009-13, where he served as president and chief executive officer. |
| **Nov. 16, 2013** | Playing before a crowd of 71,124, an all-time attendance record for soccer in the state of Florida, Brazil defeats Honduras by a score of 5-0. |
| **April 5, 2014** | For the first time in its 41-year history, the American Invitational, presented by G&C Farm, is held at Sun Life Stadium. Known as the "Super Bowl of Show Jumping," it is the only major equestrian competition held in a football stadium in the United States. |
| **June 4 & 7, 2014** | The English national soccer team plays to a 2-2 tie against Ecuador (June 4) and a 0-0 tie against Honduras (June 7) at Sun Life Stadium. The matches are part of England's final preparations for the 2014 FIFA World Cup. |
| **June 9, 2014** | The Ghana national soccer team earns a 4-0 victory at Sun Life Stadium over Korea in preparation for the 2014 FIFA World Cup. |
| **June 17, 2014** | The Sun Life Stadium modernization plan moves forward as the Miami-Dade County Commission approves by a 7-4 vote a Performance-Based Marquee Event Grant Agreement. Under the agreement, Dolphins Chairman of the Board and Managing General Partner Stephen Ross agrees to fund the modernization project with private funds. Upon completion, the stadium will become eligible for performance grants tied to marquee events such as Super Bowls, college football championships, college football semifinals, World Cup soccer matches, as well as other international soccer events for a period of 20 years. |
| **June 25, 2014** | With a combined 300 million records sold worldwide and 36 Grammys, Beyoncé and Jay Z launch their "On The Run" tour at Sun Life Stadium. |
| **June 28, 2014** | The Dolphins commence work on the modernization of Sun Life Stadium. The multi-year construction project encompasses a host of improvements to the fan experience that elevates the venue to a global entertainment destination. |
| **Sept. 5, 2014** | Sun Life Stadium again breaks the attendance record for the largest crowd to watch a soccer game in the state of Florida when Brazil and Colombia compete in front of 73,429 fans. |
| **Aug. 29, 2015** | The Dolphins unveil Phase I of the new-look stadium in a 13-9 preseason victory against the Atlanta Falcons. The first phase of the stadium renovation project includes changing every seat in the stadium, rebuilding the concourses on the 100 and 300 levels, moving the seats 25 feet closer to the field on the north and south sidelines, introducing five new premium spaces and allowing fans to enjoy improved food, enhanced concourses and 16 new restroom facilities throughout the facility. |
| **Dec. 31, 2015** | The 2015 Capital One Orange Bowl matches the undefeated and No. 1 overall team in the nation, the Clemson Tigers, against the one-loss Oklahoma Sooners in a College Football Playoff semifinal. Clemson earns a 37-17 victory to advance to the 2016 College Football Playoff National Championship. |
| **May 24, 2016** | The NFL votes to award Hard Rock Stadium the 2020 Super Bowl, which will culminate the 2019 season – the 100th season of professional football. Super Bowl LIV will be the 11th played in South Florida, the most for any region. South Florida currently is tied with New Orleans. |
| **Aug. 17, 2016** | The Dolphins and Hard Rock International announce an 18-year agreement to name the newly renovated facility Hard Rock Stadium. The iconic lifestyle brand becomes the official Miami Dolphins hotel and resort, casual restaurant partner and hospitality sponsor. |
| **July 26, 2017** | Paris Saint-Germain F.C. takes on Juventus F.C. as part of the 2017 International Champions Cup presented by Heineken. |
| **July 29, 2017** | El Clasico Miami between Real Madrid C.F. and F.C. Barcelona takes place at Hard Rock Stadium, the first time the match has been hosted in North America. The event is part of the 2017 International Champions Cup presented by Heineken. |
| **Nov. 1, 2017** | The College Football Playoff announced Hard Rock Stadium as the site for the 2021 College Football Playoff National Championship. |
| **Dec. 20, 2017** | IMG, a part of the Endeavor Network, announced the Miami Open presented by Itau will be relocating to Hard Rock Stadium in 2019. |
| **July 28, 2018** | F.C. Bayern Munich takes on Manchester City F.C. as part of the 2018 International Champions Cup presented by Heineken. |
| **July 31, 2018** | Manchester United F.C. faces Real Madrid C.F. as part of the sixth-annual International Champions Cup. It is the second consecutive year that Real Madrid played at Hard Rock Stadium, after they dropped a 3-2 decision to F.C. Barcelona in 2017. |
| **Aug. 18, 2018** | Taylor Swift's Reputation Stadium Tour comes to Hard Rock Stadium. |
| **Aug. 21, 2018** | Hard Rock Stadium hosts The Eagles with Jimmy Buffet and the Coral Reefer Band. |
| **Aug. 31, 2018** | JAY-Z AND BEYONCÉ joined forces for the OTR II stadium tour and performed at Hard Rock Stadium for their North American leg stop in Miami. |
| **Sept. 7, 2018** | CMN Sports partners with Relevent to present an international soccer friendly between South American rivals Colombia and Venezuela. |

| | |
|---|---|
| **Oct. 12, 2018** | Hard Rock Stadium hosts Clásico del Pacífico between fierce rivals Peru and Chile as the first rivalry played in North America. |
| **March 18-31, 2019** | The 35th edition of the Miami Open presented by Itaú celebrated the inaugural tournament at its new home at Hard Rock Stadium. The event was a showcase of the best Miami has to offer including art, culture, cuisine, entertainment and tennis. |
| **May 10-12, 2019** | Rolling Loud hosts its fifth Miami festival as it returns to Hard Rock Stadium on May 10-12, extending the music festival from two to three days. |
| **June 1, 2019** | Hard Rock Stadium hosts a soccer preparation match between Venezuela and Ecuador. |
| **Aug. 7, 2019** | Hard Rock Stadium will host the first leg of the inaugural LaLiga-Serie A Cup featuring LaLiga's F.C. Barcelona facing off against Serie A's S.S.C Napoli. The second leg will be played in Ann Arbor, Michigan. |
| **Sept. 6, 2019** | Hard Rock Stadium will host five-time World Cup champions Brazil three times over the next four years, starting with a mega soccer match against fierce rival Colombia. |
| **Feb. 2, 2020** | Hard Rock Stadium will host Super Bowl LIV, as well as the 100 season of the NFL. It will mark the region's record 11th time hosting the signature event. |

## HARD ROCK STADIUM FIRSTS

### FOOTBALL (OVERALL)

| | |
|---|---|
| **Preseason Game** | 8/16/87 – Chicago 10, Dolphins 3 |
| **Regular Season Game** | 10/11/87 – Dolphins 42, Kansas City 0 |
| **Dolphins Playoff Game** | 1/5/91 – Dolphins 17, Kansas City 16 |
| **AFC Championship Game** | 1/17/93 – Buffalo 29, Dolphins 10 |
| **Super Bowl** | 1/22/89 – San Francisco 49ers 20, Cincinnati Bengals 16 |
| **College Bowl Game** | 12/29/90 – Florida State 24, Penn State 17 (Blockbuster Bowl) |
| **BCS National Championship Game** | 1/3/01 – Oklahoma 13, Florida State 2 (Orange Bowl) |

### FOOTBALL (REGULAR SEASON GAMES)

| | |
|---|---|
| **Dolphins Win** | 10/11/87– Dolphins 42, Kansas City 0 |
| **Dolphins Loss** | 10/25/87 – Buffalo 34, Dolphins 31 (OT) |
| **Dolphins Shutout** | 10/11/87 – Dolphins 42, Kansas City 0 |
| **Shutout, Opponent** | 1/18/01 – N.Y. Jets 24, Dolphins 0 |
| **Overtime Game** | 10/25/87– Buffalo 34, Dolphins 31 |
| **National Anthem, Performance** | Thomas Brown, III vs. Kansas City, 10/11/87 (played trumpet) |
| **National Anthem, Singing** | Pete Harris vs. Buffalo, 10/25/87 |
| **Coin Toss** | vs. Kansas City, 10/11/87 (won by Chiefs) |
| **Dolphins Captains** | Kyle Mackey, Tim Pidgeon, Demetrious Johnson |
| **Kickoff** | Willie Beecher (Dolphins) vs. Kansas City, 10/11/87 (to 2-yard line) |
| **Kickoff Return** | Kevin Wyatt of Kansas City, 10/11/87 (21 yards) |
| **Dolphins Kickoff Return** | Pete Roth vs. Kansas City, 10/11/87 (23 yards) |
| **Tackle, on Kickoff** | Scott Nicolas (Dolphins) vs. Kansas City, 10/11/87 (of Kevin Wyatt) |
| **Kickoff Returned for a TD** | Stanford Jennings (Cincinnati) vs. San Francisco (SB XXIII), 1/22/89 |
| **Punt** | Kelly Goodburn of Kansas City, 10/11/87 (47 yards) |
| **Dolphins Punt** | Stacy Gore vs. Kansas City, 10/11/87 (35 yards) |
| **Punt Return** | Mike Caterbone (Dolphins) vs. Kansas City, 10/11/87 (15 yards) |
| **Punt Return for a TD** | O.J. McDuffie (Dolphins) vs. Indianapolis, 10/24/93 (71 yards) |
| **Blocked Punt** | William Judson (Dolphins) vs. Green Bay, 9/18/88 |
| **Penalty** | On Dolphins vs. Kansas City, 10/11/87 (illegal formation) |
| **Field Goal Attempt** | Willie Beecher (Dolphins) vs. Kansas City, 10/11/87 (missed from 49 yards) |
| **Field Goal** | Scott Norwood of Buffalo, 10/25/87 (41 yards) |
| **Dolphins Field Goal** | Fuad Reveiz vs. Buffalo, 10/25/87 (46 yards) |
| **Turnover** | Alex Espinosa of Kansas City intercepted by Liffort Hobley of Dolphins, 10/11/87 |
| **Dolphins Turnover** | Lawrence Sampleton fumbles (recovered by James Harrell) vs. Kansas City, 10/11/87 |
| **Fumble** | Blaine Smith of Kansas City, 10/11/87 (own recovery) |
| **Dolphins Fumble** | Lawrence Sampleton vs. Kansas City, 10/11/87 (recovered by Chiefs' James Harrell) |
| **Forced Fumble** | Mike Lambrecht (Dolphins) vs. Kansas City, 10/11/87 (on Chris Smith) |
| **Fumble Lost** | Chris Smith of Kansas City, 10/11/87 (recovered by Liffort Hobley) |
| **Fumble Recovery** | Blaine Smith of Kansas City 10/11/87 (his own) |
| **Fumble Returned for a TD** | Liffort Hobley (Dolphins) vs. Kansas City, 10/11/87 (55 yards) |
| **Interception** | Liffort Hobley (Dolphins) vs. Kansas City, 10/11/87 (of Alex Espinosa) |
| **Interception Returned for a TD** | Donnie Shell of Steelers, 11/1/87 (50 yards) |
| **Scoring Play** | Rickey Isom (Dolphins) vs. Kansas City, 10/11/87 (6-yard TD run) |
| **Scoring Play, Opponent** | Scott Norwood of Buffalo, 10/25/87 (41-yard FG) |
| **Touchdown** | Rickey Isom (Dolphins) vs. Kansas City, 10/11/87 (6-yard run) |
| **Rushing Touchdown** | Rickey Isom (Dolphins) vs. Kansas City, 10/11/87 (6 yards) |
| **Rushing Touchdown, Opponent** | Rickey Isom (Dolphins) vs. Kansas City, 10/11/87 (6 yards) |
| **Passing Touchdown** | Dan Marino to Mark Duper (Dolphins) vs. Buffalo, 10/25/87 (5 yards) |
| **Passing Touchdown, Opponent** | Jim Kelly to Chris Burkett (Buffalo), 10/25/87 (14 yards) |
| **Defensive Touchdown** | Liffort Hobley (Dolphins) vs. Kansas City, 10/11/87 (55-yard fumble return) |
| **Defensive Touchdown, Opponent** | Donnie Shell of Steelers, 11/1/87 (50-yard interception return) |
| **Special Teams Touchdown** | Marc Logan (Dolphins) vs. Buffalo, 9/10/89 (blocked punt recovery) |

| | |
|---|---|
| **Scoring Drive** | By Miami (7 plays, 54 yards in 3:28) vs. Kansas City, 10/11/87 |
| **PAT** | Willie Beecher (Dolphins) vs. Kansas City, 10/11/87 (Good) |
| **Missed PAT** | Fuad Reveiz (Dolphins) vs. Washington, 12/20/87 |
| **First Down** | Robert Parker of Kansas City, 10/11/87 (1-yard run) |
| **Dolphins First Down** | Dameon Reilly (Dolphins) vs. Kansas City, 10/11/87 (16-yard pass from Kyle Mackey) |
| **Third-Down Conversion** | By Kansas City, 10/11/87 (Robert Parker 1-yard run) |
| **Dolphins Third-Down Conversion** | vs. Kansas City, 10/11/87 (16-yard pass from Kyle Mackey to Dameon Reilly) |
| **Fourth-Down Conversion** | By Dolphins vs. Buffalo, 10/25/87 (17-yard pass from Dan Marino to Mark Duper) |
| **Tackle** | Mike Lambrecht (Dolphins) vs. Kansas City, 10/11/87 (of Robert Parker) |
| **Tackle, Opponent** | Chris Lindstrom of Kansas City, 10/11/87 (of John Tagliaferri) |
| **QB Sack** | Ike Readon (Dolphins) vs. Kansas City, 10/11/87 (of Matt Stevens) |
| **QB Sack, Opponent** | Bruce Smith of Buffalo, 10/25/87 (of Dan Marino) |
| **Rushing Attempt** | Robert Parker of Kansas City, 10/11/87 (2 yards) |
| **Dolphins Rushing Attempt** | John Tagliaferri vs. Kansas City, 10/11/87 (2 yards) |
| **Passing Attempt** | Matt Stevens of Kansas City, 10/11/87 (incomplete, intended for David Montagne) |
| **Dolphins Passing Attempt** | Kyle Mackey vs. Kansas City, 10/11/87 (incomplete, intended for Eddie Chavis) |
| **Pass Completion** | Matt Stevens to John Trahan (Kansas City), 10/11/87 (5 yards) |
| **Dolphins Pass Completion** | Kyle Mackey to Mark Konecny vs. Kansas City, 10/11/87 (10 yards) |
| **Timeout** | By Dolphins vs. Kansas City, 10/11/87 (2:23 of 2nd quarter) |

### BASEBALL (OVERALL)

| | |
|---|---|
| **Exhibition Game** | 3/11/88 – Los Angeles Dodgers 10, Baltimore Orioles 8 |
| **Regular Season Game** | 4/5/93 – Florida Marlins 6, Los Angeles Dodgers 3 |
| **World Series Game** | 10/18/97 – Florida Marlins 7, Cleveland Indians 4 |

### BASEBALL (REGULAR SEASON)

| | |
|---|---|
| **Ceremonial First Pitch** | New York Yankee great Joe DiMaggio |
| **Pitch** | Charlie Hough (Marlins) a called strike to Jose Offerman (Dodgers), 4/5/93 |
| **Hit** | Bret Barberie (Marlins) first inning single to left field off Orel Hershiser (Dodgers), 4/5/93 |
| **Double** | Eric Davis (Dodgers) second inning, 4/5/93 |
| **Triple** | Walt Weiss (Marlins), second inning, 4/5/93 |
| **Home Run** | Tim Wallach (Dodgers), sixth inning solo home run over left field wall, 4/5/93 |
| **Run** | Benito Santiago (Marlins), second inning, 4/5/93 |
| **RBI** | Walt Weiss (Marlins), second inning, 4/5/93 |
| **Stolen Base** | Jeff Conine (Marlins), eighth inning 4/5/93 |
| **Strikeout** | Jose Offerman (Dodgers) goes down looking to Charlie Hough in first inning, 4/5/93 |
| **Walk** | Eric Karros (Dodgers), second inning off Charlie Hough, 4/5/93 |
| **Error** | Jody Reed (Dodgers), muffs first inning ground ball hit by Scott Pose, 4/5/93 |
| **Winning Pitcher** | Charlie Hough (Marlins), 4/5/93 |
| **Losing Pitcher** | Orel Hershiser (Dodgers), 4/5/93 |
| **Save** | Bryan Harvey (Marlins), 4/5/93 |
| **No-Hitter** | Al Leiter (Marlins), 5/11/96 |

### SOCCER

| | |
|---|---|
| **Game** | 3/4/88 – U.S. National team 2, Millonarios (Colombia) 1 |
| **Goal** | Jorge Raigoza (Millonarios) at 55:44, 3/4/88 |
| **Assist** | Ruben Dario Hernandez (Millonarios), 3/4/88 |
| **Game-Winning Goal** | Bruce Murray (U.S.), at 78:34, 3/4/88 |
| **Penalty Kick** | Tab Ramos (U.S.), saved by Ruben Cousillas of Millonarios, 3/4/88 |

## FLIPPER

From 1966-68, a live dolphin was situated in a water tank in the open (east) end of the Orange Bowl. He would jump in the tank to celebrate touchdowns and field goals. Flipper was removed from the Orange Bowl after 1968.

In the 1994 feature film, "Ace Ventura", starring Jim Carrey, the plot involved Snowflake, a fictional live dolphin who did tricks after the Dolphins score a touchdown and was the basis of the film after he was kidnapped as part of a revenge plot against Dolphins quarterback Dan Marino.

# HARD ROCK STADIUM SEATING

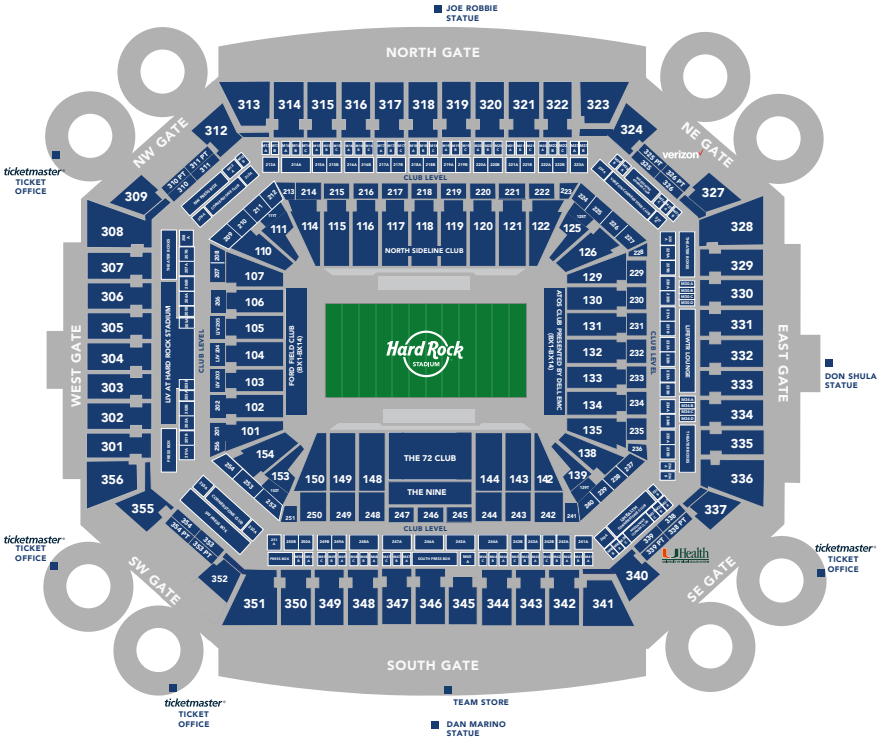


## THE ORANGE BOWL

The 1986 season marked the end of an era for the Miami Dolphins as the team played its final season in the Orange Bowl.

In 21 years at the venue, the Dolphins posted a 110-38-3 (.738) regular-season record. In the playoffs, Miami was 10-4 at the 75,206-seat Orange Bowl, giving the team a 120-43-3 (.736) mark in all games played there.

Miami played in the Orange Bowl from the team's initial season in 1966 through the 1986 campaign. From 1966 to 1969, the Orange Bowl had a grass playing field. The playing surface was changed to Poly-Turf in 1970, was replaced in 1972 and finally removed in March 1976, so that Prescription Athletic Turf could be installed.

The Orange Bowl was the site of many great sporting events, including five Super Bowls, the annual Orange Bowl Classic, Olympic soccer matches and championship boxing matches.

The 2007 season was the final one for the Orange Bowl. The University of Miami, who called the Orange Bowl home from 1937-2007, played its final game there on Nov. 10, 2007, when it dropped a 48-0 decision to the University of Virginia. The final collegiate game at the Orange Bowl occurred on Dec. 1, 2007 when Florida International defeated North Texas, 38-19. The final organized game took place on January 4, 2008 in "The O-D All-American Bowl," a high school all-star game. A "Farewell To The Orange Bowl" celebration was held on Jan. 26, 2008. Approximately 15,000 people watched a team of ex-Miami Hurricanes beat a team of ex-Dolphins, 65-51, in a flag-football exhibition. Demolition began in March of 2008 and was completed in May.

# HARD ROCK STADIUM PARKING

# BAPTIST HEALTH TRAINING FACILITY AT NOVA SOUTHEASTERN UNIVERSITY

On July 11, 1993, the Miami Dolphins officially moved into their new training facility at Nova Southeastern University in Davie, Florida, from their long-time base at St. Thomas University (formerly Biscayne College) in Miami. On Aug. 8, 2012, the Dolphins announced a comprehensive marketing and community partnership agreement with Baptist Health South Florida. The partnership includes the naming rights to the team's training facility as well as sports medicine care through Miami Orthopedics & Sports Medicine Institute. As a result of the partnership, the complex became officially known as the Baptist Health Training Facility at Nova Southeastern University.

The $10 million state-of-the-art facility covers 393,784.4 square feet and incorporates the latest technology and advances that were utilized in the design of other NFL training facilities.

The Baptist Health Training Facility not only houses the Dolphins' football operation personnel, but it also serves as the site of the club's preseason training camp and all offseason conditioning programs.

The facility includes a large locker room area, sauna and steam rooms, a full size 18-by-40 foot cold plunge pool, whirlpools, a state-of-the-art weight training room, rehab area that includes four nap pods, one float pod, two-room electric cryotherapy chamber and massage area as well as a sports science lab.

In addition to the physical training needs, modern support facilities also were constructed. Those include a full-size kitchen and dining lounge, player lounge, conference rooms, equipment rooms, laundry areas, video editing labs, an auditorium that functions as a site for major press conferences as well as for full team and staff meetings, video production studio and the Dolphins Pro Shop, which sells official team merchandise.

Administrative offices, located on the second floor, include the head coach's office with an adjacent conference room overlooking the practice fields. Offensive and defensive coaches' offices flank these areas. Other office space exists for personnel and administrative staff members.

At the rear of the facility are two full-sized grass football fields. The Dolphins also have their own indoor practice field, which was completed in July 2006. The 96,000-square foot structure sits on a three-acre tract adjacent to the two outdoor fields. The 100-yard field is made of Matrix® Turf with Helix Technology and organic infill, manufactured by Hellas Construction.

With a primary emphasis to design the complex in a "fan-friendly" manner, a bleacher structure adjacent to the fields was constructed, utilizing elements of Hard Rock Stadium. When the Miami Gardens stadium was revised to accommodate baseball, large sections of seats from the venue were removed. Those sections were relocated to the Nova Southeastern facility as part of the new complex. As a result, the bleacher facility at the Baptist Health Training Facility at Nova Southeastern University can accommodate up to 2,400 spectators, including 600 in chair-back seats, for open practice sessions and other special events. The structure also provides fans permanent amenities such as concession areas, a merchandise pro shop and restrooms. The Dolphins unveiled several exciting changes for the 2016 training camp to improve the fan experience, including a brand new canopy over the seated area, providing fans with shade and a more comfortable experience than ever before.

Baptist Health South Florida

# TRAINING FACILITY

AT NOVA SOUTHEASTERN UNIVERSITY

## FACTS AND FIGURES

| | |
|---|---|
| **Site** | Nova Southeastern University<br>7500 S.W. 30th Street, Davie, Florida 33314 |
| **Distance to Facility from Airport** | 12 miles-Ft. Lauderdale Int'l |
| **Number of Stories of Facility** | 2 |
| **Total Acreage** | 9.04 acres |
| **Square Feet of Training Facility** | 76,562 feet + sports science trailers (1,920 square feet) |
| **Square Feet of Bleacher Building** | 15,000 feet |
| **Number of Seats for Fans** | 2,400 (600 chairbacks; 1,800 bench seating) |
| **Square Feet of Weight Room** | 7,500 feet |
| **Square Feet of Locker Room** | 4,600 feet |
| **Number of Lockers** | 80 players, 24 coaches & 24 staff |
| **Square Feet of Player Lounge** | 1,850 feet |
| **Number of Offices for Coaches and Personnel** | 53 |
| **Number of Player Meeting Rooms** | 8 and 1 auditorium |
| **Number of Conference Rooms** | 4 |
| **Square Feet of Auditorium** | 2,950 feet |
| **Number of Seats in Auditorium** | 110 seats |
| **Square Feet of Media Workroom** | 1,255 feet |
| **Work Spaces in Media Workroom** | 25 |
| **Number of Whirlpools** | 4 portable and 2 cold pools |
| **Number of Practice Fields** | 3 (2 grass, 1 indoor turf) |
| **Type of Grass for Practice Fields** | Tifway 419 Bermuda and Platinum TE Paspalum |
| **Type of Drainage System** | Prescription Athletic Turf-patented (sub-terrain vacuum drainage) |

## INDOOR FIELD FACTS AND FIGURES

| | |
|---|---|
| **Total Acreage** | 3 acres (approx.) |
| **Square Feet** | 96,800 feet |
| **Dimensions** | 420' long x 230' wide x 70' high at peak |
| **Bubble Material** | 28 oz. per square yard vinyl-coated polyester with "Stay Clean" coating and 14 oz. Thermaliner with "Rip Stop" construction |
| **Manufacturer** | Air Structures American Technologies, Inc. |
| **Surface** | Matrix® Turf with Helix Technology and organic infill, manufactured by Hellas Construction |

## CHRONOLOGY OF DOLPHINS TRAINING SITES

| DATES | RESULT |
|---|---|
| July 5, 1966 – July 15, 1966 | St. Petersburg Beach (St. Petersburg, Fla.) |
| July 16, 1966 – August 6, 1966 | Boca Ciega High School (St. Petersburg, Fla.) |
| August 7, 1966 – April 24, 1970 | St. Andrew's School (Boca Raton, Fla.) |
| April 25, 1970 – July 11, 1970 | Indoctrination Camp at University of Miami (Miami, Fla.) |
| July 12, 1970 – June 30, 1993 | Biscayne College/St. Thomas University (Miami, Fla.) |
| July 1, 1993 – Present | Baptist Health Training Facility at Nova Southeastern University (Davie, Fla.) |

# WHAT TO LOOK FOR IN 2019

**CB/S WALT AIKENS...**
- Has 39 special teams tackles. Needs 11 special teams tackles to reach 50 in his career.

**TE DWAYNE ALLEN...**
- Has played in 86 games. Needs 14 games played to reach 100 in his career.
- Has 139 receptions. Needs 11 receptions to reach 150 in his career.
- Has 1,564 receiving yards. Needs 436 receiving yards to reach 2,000 in his career.

**LB KIKO ALONSO...**
- Has played in 73 games. Needs 2 games played to reach 75 in his career.
- Has started 63 games. Needs 12 starts to reach 75 in his career.
- Has 557 tackles. Needs 43 tackles to reach 100 in his career.
- Can post his fourth consecutive 100+ tackle season with Miami after doing so from 2016-18.

**WR BRICE BUTLER...**
- Has played in 69 games. Needs 6 games played to reach 75 in his career.
- Has 79 receptions. Needs 21 receptions to reach 100 in his career.
- Has 1,237 receiving yards. Needs 763 receiving yards to reach 2,000 in his career.
- Has 9 touchdown receptions. Needs 1 touchdown reception to reach 10 in his career.

**DE TANK CARRADINE...**
- Has played in 45 games. Needs 5 games played to reach 50 in his career.

**LS JOHN DENNEY...**
- Extending his consecutive games played streak, which currently stands at franchise-record 224, having played in every game in his 14-year NFL career. It is the longest active streak in the NFL.
- Has 49 special teams tackles. Needs 1 special teams tackle to reach 50 in his career.

**RB KENYAN DRAKE...**
- Has played in 48 games. Needs 2 games played to reach 50 in his career.
- Extending his consecutive games played streak, which currently stands at 48 and is tied for the second-longest active streak by an NFL running back.
- Has 1,358 rushing yards. Needs 642 rushing yards to reach 2,000 in his career.
- Has 94 receptions. Needs 6 receptions to reach 100 in his career.
- Has 762 receiving yards. Needs 238 receiving yards to reach 1,000 in his career.
- Has 16 touchdowns. Needs 4 touchdowns to reach 20 in his career.

**QB RYAN FITZPATRICK...**
- Has played in 141 games. Needs 9 games played to reach 150 in his career.
- Has 29,357 passing yards. Needs 643 passing yards to become the 46th player in NFL history to reach 30,000 in his career.
- Has 190 touchdown passes. Needs 10 touchdown passes to reach 200 in his career.
- Has 489 carries. Needs 11 carries to reach 500 in his career.
- With 1 touchdown pass, can become the 1st player in NFL history to throw a touchdown pass for 8 different franchises.
- With 100 pass attempts, can extend his streak to 12 consecutive seasons with at least 100 pass attempts.
- Has 17 300-yard passing games. Needs 3 300-yard passing games for 20 in his career.

**WR JAKEEM GRANT...**
- Has played in 42 games. Needs 8 games played to reach 50 in his career.
- Has 1,453 kickoff return yards. Needs 547 kickoff return yards for 2,000 in his career.
- Has 2 kickoff return touchdowns. Needs 1 kickoff return touchdown to tie Mercury Morris for the most in franchise history.
- Has 1 punt return touchdown. Needs 1 punt return touchdown to tie Freddie Solomon, Tom Vigorito and O.J. McDuffie for the most in franchise history.

**P MATT HAACK...**
- Has 7,579 punt yards. Needs 2,421 punt yards to reach 10,000 in his career.
- Has 65 punts inside the 20. Needs 35 punts inside the 20 to reach 100 in his career.

**CB XAVIEN HOWARD...**
- Has played in 35 games. Needs 15 games played to reach 50 in his career.
- Has 34 starts. Needs 16 starts to reach 50 in his career.
- Has 11 interceptions. Needs 9 interceptions to reach 20 in his career.
- Has 31 passes defensed. Needs 19 passes defensed to reach 50 in his career.

**LB MIKE HULL...**
- Has played in 42 games. Needs 8 games played to reach 50 in his career.
- Has 30 special teams tackles. Needs 20 special teams tackles to reach 50 in his career.

**S RESHAD JONES...**
- Has 109 starts. Needs 16 starts to reach 125 in his career.
- Has 736 tackles. Needs 14 tackles to reach 750 in his career.
- Has 21 interceptions. Needs 4 interceptions to

reach 25 in his career.
- Can add to his 6 defensive touchdowns, which is 2nd in team history.
- Has 4 interception returns for touchdowns. Needs 1 interception return for a touchdown to surpass Zach Thomas for the most in team history.
- Has 10.5 sacks. Needs 1 sack to surpass Yeremiah Bell for the most by a defensive back in team history.

**C DANIEL KILGORE...**
- Has 43 starts. Needs 7 starts to reach 50 in his career.

**CB BOBBY McCAIN...**
- Has played in 62 games. Needs 13 games played to reach 75 in his career.
- Has 22 passes defensed. Needs 3 passes defensed to reach 25 in his career.
- Has 4 sacks. Needs 3 sacks to surpass Patrick Surtain for the most by a cornerback in franchise history.

**S T.J. McDONALD...**
- Has 410 tackles. Needs 90 tackles to reach 500 in his career.
- Has 8 interceptions. Needs 2 interceptions to reach 10 in his career.

**T JORDAN MILLS...**
- Has played in 87 games. Needs 13 games played to reach 100 in his career.

**LB NATE ORCHARD...**
- Has played in 38 games. Needs 12 games played to reach 50 in his career.

**TE NICK O'LEARY...**
- Has played in 47 games. Needs 3 games played to reach 50 in his career.

**WR DeVANTE PARKER...**
- Has 163 receptions. Needs 37 receptions to reach 200 in his career.
- Has 2,217 receiving yards. Needs 783 receiving yards to reach 3,000 in his career.

**CB ERIC ROWE...**
- Has played in 37 games. Needs 13 games played to reach 50 in his career.

**DT AKEEM SPENCE...**
- Has played in 88 games. Needs 12 games played to reach 100 in his career.
- Extending his consecutive games played streak, which currently stands at 48.

**WR KENNY STILLS...**
- Has played in 94 games. Needs 6 games played to reach 100 in his career.
- Has 71 starts. Needs 4 starts to reach 75 in his career.
- Has 259 receptions. Needs 41 receptions to reach 300 in his career.
- Has 4,138 receiving yards. Needs 862 receiving yards to reach 5,000 in his career.
- Extending his streak of at least 6 touchdown receptions to 4 consecutive seasons.
- Extending his streak of 42 consecutive games he's played in with a reception.
- Has 7 100-yard receiving games. Needs 3 100-yard receiving games for 10 in his career.

**DT VINCENT TAYLOR...**
- Has 3 blocked kicks. Needs 2 blocked kicks to tie for 3rd in franchise history.

**T LAREMY TUNSIL...**
- Has played in 44 games. Needs 6 games played to reach 50 in his career.
- Has 44 starts. Needs 6 starts to reach 50 in his career.

**TE CLIVE WALFORD...**
- Has played in 45 games. Needs 5 games played to reach 50 in his career.

**DT ADOLPHUS WASHINGTON...**
- Has played in 35 games. Needs 15 games played to reach 50 in his career.

**WR ALBERT WILSON...**
- Has played in 62 games. Needs 13 games played to reach 75 in his career.
- Has 150 receptions. Needs 50 receptions to reach 200 in his career.
- Has 1,935 receiving yards. Needs 65 receiving yards to reach 2,000 in his career.

## TAYLOR HAS THREE TOURS OF DUTY WITH DOLPHINS

When future Hall of Fame defensive end/linebacker Jason Taylor played in the season opener on Sept. 12, 2011 vs. New England, he became the first player in team history to have been a member of the Dolphins' roster with three different tours of duty interrupted by stints with other teams (1997-07, 2009, 2011). The last NFL player to appear in a game in three different stints with one franchise was linebacker Jeremiah Trotter, who played for the Philadelphia Eagles for a third time in 2009 after having previously played for them from 1998-2001 and 2004-06.

# DOLPHINS ARE AMONG THE BEST

Since the 1970 merger of the National and American Football Leagues, the Miami Dolphins have the fourth-highest regular season winning percentage in the NFL with a record of 437-321-2 (.576) and the fifth-highest overall winning percentage with an overall mark of 457-342-2 (.571) over that time span.

| | | REGULAR SEASON | | | | OVERALL | | | |
|---|---|---|---|---|---|---|---|---|---|
| | TEAM | W | L | T | PCT. | W | L | T | PCT. |
| 1. | Pittsburgh | 466 | 291 | 3 | .615 | 502 | 315 | 3 | .614 |
| 2. | Dallas | 445 | 315 | 0 | .586 | 479 | 340 | 0 | .585 |
| 3. | New England | 437 | 323 | 0 | .575 | 473 | 342 | 0 | .580 |
| 4. | Denver | 437 | 317 | 6 | .579 | 460 | 336 | 6 | .577 |
| **5.** | **MIAMI** | **437** | **321** | **2** | **.576** | **457** | **342** | **2** | **.571** |
| 6. | Minnesota | 427 | 330 | 4 | .563 | 445 | 357 | 4 | .555 |
| 7. | Baltimore | 200 | 167 | 1 | .545 | 215 | 176 | 1 | .550 |
| 8. | San Francisco | 412 | 346 | 4 | .545 | 442 | 363 | 4 | .549 |
| 9. | Green Bay | 399 | 351 | 10 | .533 | 421 | 370 | 10 | .532 |
| 10. | Washington | 396 | 361 | 3 | .523 | 416 | 376 | 3 | .525 |
| 11. | Philadelphia | 393 | 359 | 8 | .522 | 412 | 380 | 8 | .520 |
| 12. | Oakland | 389 | 365 | 6 | .516 | 411 | 381 | 6 | .519 |
| 13. | Seattle | 344 | 331 | 1 | .510 | 360 | 347 | 1 | .509 |
| 14. | Indianapolis | 383 | 375 | 2 | .505 | 402 | 396 | 2 | .504 |
| 15. | Kansas City | 382 | 371 | 7 | .507 | 387 | 388 | 7 | .499 |
| 16. | Carolina | 190 | 193 | 1 | .496 | 199 | 201 | 1 | .498 |
| | L.A. Rams | 377 | 378 | 5 | .499 | 395 | 398 | 5 | .498 |
| 18. | N.Y. Giants | 368 | 389 | 3 | .486 | 388 | 401 | 3 | .491 |
| 19. | Chicago | 374 | 385 | 1 | .493 | 384 | 399 | 1 | .490 |
| 20. | L.A. Chargers | 361 | 394 | 5 | .478 | 372 | 408 | 5 | .477 |
| 21. | Tennessee | 361 | 397 | 2 | .477 | 374 | 414 | 2 | .475 |
| 22. | New Orleans | 350 | 406 | 4 | .463 | 359 | 417 | 4 | .463 |
| 23. | Buffalo | 350 | 408 | 2 | .462 | 362 | 422 | 2 | .462 |
| 24. | Cincinnati | 350 | 407 | 3 | .463 | 355 | 421 | 3 | .458 |
| 25. | Atlanta | 346 | 409 | 5 | .459 | 356 | 423 | 5 | .457 |
| 26. | Jacksonville | 170 | 214 | 0 | .443 | 177 | 221 | 0 | .445 |
| 27. | Houston | 121 | 151 | 0 | .443 | 124 | 156 | 0 | .443 |
| 28. | N.Y. Jets | 332 | 426 | 2 | .438 | 342 | 438 | 2 | .439 |
| 29. | Arizona | 321 | 432 | 7 | .427 | 327 | 440 | 7 | .427 |
| 30. | Detroit | 317 | 439 | 4 | .420 | 318 | 451 | 4 | .414 |
| 31. | Cleveland | 289 | 419 | 4 | .409 | 293 | 430 | 4 | .409 |
| 32. | Tampa Bay | 260 | 415 | 1 | .387 | 267 | 423 | 1 | .387 |

Since 1970, the Miami Dolphins have the 10th-best regular-season winning percentage of any team in the four major professional sports. Miami's regular-season winning percentage of .576 (437-321-2) is behind only the San Antonio Spurs, Pittsburgh Steelers, Los Angeles Lakers, Boston Bruins, Montreal Canadiens, Dallas Cowboys, Philadelphia Flyers, Denver Broncos and Boston Celtics among the combined teams from the National Football League, Major League Baseball, National Hockey League and National Basketball Association. Football and baseball records are through the end of the 2018 season. Basketball and hockey records are through the end of the 2018-19 seasons.

| | TEAM | SPORT | W | L | T | PCT. |
|---|---|---|---|---|---|---|
| 1. | San Antonio Spurs | Basketball | 2162 | 1316 | 0 | .622 |
| 2. | Pittsburgh Steelers | Football | 466 | 291 | 3 | .615 |
| 3. | Los Angeles Lakers | Basketball | 2408 | 1562 | 0 | .607 |
| 4. | Boston Bruins | Hockey | 2033 | 1257 | 530 | .602 |
| 5. | Montreal Canadiens | Hockey | 2003 | 1278 | 539 | .595 |
| 6. | Dallas Cowboys | Football | 445 | 315 | 0 | .586 |
| 7. | Philadelphia Flyers | Hockey | 1945 | 1306 | 569 | .584 |
| 8. | Denver Broncos | Football | 437 | 317 | 6 | .579 |
| 9. | Boston Celtics | Basketball | 2298 | 1671 | 0 | .579 |
| **10.** | **MIAMI DOLPHINS** | **FOOTBALL** | **437** | **321** | **2** | **.576** |
| 11. | New England Patriots | Football | 437 | 323 | 0 | .575 |
| 12. | Minnesota Vikings | Football | 426 | 330 | 4 | .563 |
| 13. | New York Yankees | Baseball | 4380 | 3416 | 0 | .562 |
| 14. | Nashville Predators | Hockey | 786 | 607 | 213 | .556 |
| 15. | Oklahoma City Thunder | Basketball | 2194 | 1776 | 0 | .553 |
| 16. | Minnesota Wild | Hockey | 689 | 556 | 197 | .546 |
| 17. | Baltimore Ravens | Football | 200 | 167 | 1 | .545 |
| 18. | San Francisco 49ers | Football | 412 | 344 | 4 | .545 |
| 19. | Anaheim Ducks | Hockey | 944 | 771 | 269 | .544 |
| 20. | Boston Red Sox | Baseball | 4238 | 3566 | 0 | .543 |

** Minimum 15 seasons played*
*** For the purposes of this chart, NHL tie totals include games that were lost in overtime and winning percentage is based on percentage of total possible points.*

# DOLPHINS = WINNERS

## HIGHEST WINNING PERCENTAGE IN NFL HISTORY
(regular season, minimum 50 seasons)

| | TEAM | W | L | T | PCT. |
|---|---|---|---|---|---|
| 1. | Dallas | 512 | 380 | 6 | .573 |
| 2. | Chicago | 761 | 583 | 42 | .5642 |
| 3. | Green Bay | 743 | 571 | 38 | .5636 |
| 4. | New England | 500 | 391 | 9 | .561 |
| **5.** | **MIAMI** | **452** | **360** | **4** | **.556** |

## HIGHEST WINNING PERCENTAGE SINCE NFL-AFL MERGER
(regular season, 1970-2018)

| | TEAM | W | L | T | PCT. |
|---|---|---|---|---|---|
| 1. | Pittsburgh | 466 | 291 | 3 | .615 |
| 2. | Dallas | 445 | 315 | 0 | .586 |
| 3. | Denver | 437 | 317 | 6 | .579 |
| **4.** | **MIAMI** | **437** | **321** | **2** | **.576** |
| 5. | New England | 437 | 323 | 0 | .575 |

## BEST RECORD IN THE 1990s
(regular season, minimum six seasons)

| | TEAM | W | L | T | PCT. |
|---|---|---|---|---|---|
| 1. | San Francisco | 113 | 47 | 0 | .706 |
| 2. | Buffalo | 103 | 57 | 0 | .644 |
| 3. | Kansas City | 102 | 58 | 0 | .638 |
| 4. | Dallas | 101 | 59 | 0 | .631 |
| **5.** | **MIAMI** | **95** | **65** | **0** | **.594** |
| | Minnesota | 95 | 65 | 0 | .594 |

## BEST RECORD IN THE 1980s
(regular season)

| | TEAM | W | L | T | PCT. |
|---|---|---|---|---|---|
| 1. | San Francisco | 104 | 47 | 1 | .688 |
| 2. | Washington | 97 | 55 | 0 | .638 |
| **3.** | **MIAMI** | **94** | **57** | **1** | **.622** |
| 4. | Denver | 93 | 58 | 1 | .615 |
| 5. | Chicago | 92 | 60 | 0 | .605 |

## BEST RECORD IN THE 1970s
(regular season)

| | TEAM | W | L | T | PCT. |
|---|---|---|---|---|---|
| 1. | Dallas | 105 | 39 | 0 | .729 |
| **2.** | **MIAMI** | **104** | **39** | **1** | **.726** |
| 3. | Oakland | 100 | 38 | 6 | .715 |
| 4. | St. Louis | 98 | 42 | 4 | .694 |
| | Minnesota | 99 | 43 | 2 | .694 |

## HIGHEST AVERAGE POINTS SCORED PER GAME SINCE NFL-AFL MERGER
(1970-2018, among teams that have played every season)

| | | |
|---|---|---|
| 1. | New England | 22.7 |
| 2. | Denver | 22.42 |
| 3. | Dallas | 22.41 |
| 4. | San Francisco | 22.39 |
| 5. | Pittsburgh | 22.04 |
| 6. | Minnesota | 22.03 |
| 7. | Green Bay | 21.84 |
| 8. | L.A. Chargers | 21.80 |
| **9.** | **MIAMI** | **21.6** |

## FEWEST AVERAGE POINTS ALLOWED PER GAME SINCE NFL-AFL MERGER
(1970-2018, among teams that have played every season)

| | | |
|---|---|---|
| 1. | Pittsburgh | 18.0 |
| **2.** | **MIAMI** | **19.45** |
| 3. | Dallas | 19.53 |
| 4. | Chicago | 19.7 |
| 5. | Philadelphia | 19.9 |

## FEWEST PENALTIES SINCE NFL-AFL MERGER
(1970-2018, among teams that have played every season)

| | | |
|---|---|---|
| **1.** | **MIAMI** | **4,226** |
| 2. | Indianapolis | 4,350 |
| 3. | New England | 4,363 |
| 4. | Green Bay | 4,467 |
| 5. | N.Y. Giants | 4,549 |

## MOST SEASONS WITH 10 OR MORE WINS SINCE NFL-AFL MERGER
(1970-2018)

| | | |
|---|---|---|
| 1. | Dallas | 26 |
| 2. | New England | 25 |
| | Pittsburgh | 25 |
| 4. | San Francisco | 23 |
| **5.** | **MIAMI** | **22** |

## MOST SEASONS WITH A WINNING RECORD SINCE NFL-AFL MERGER
(1970-2018)

| | | |
|---|---|---|
| 1. | Pittsburgh | 36 |
| 2. | Dallas | 33 |
| | New England | 33 |
| **4.** | **MIAMI** | **30** |
| | Minnesota | 30 |

## MOST DIVISION CHAMPIONSHIPS SINCE NFL-AFL MERGER
(1970-2018)

| | | |
|---|---|---|
| 1. | Pittsburgh | 23 |
| 2. | New England | 20 |
| 3. | Dallas | 19 |
| | Minnesota | 19 |
| | San Francisco | 19 |
| 6. | Denver | 15 |
| | Indianapolis | 15 |
| **8.** | **MIAMI** | **13** |

## MOST PLAYOFF APPEARANCES SINCE NFL-AFL MERGER
(1970-2018)

| | | |
|---|---|---|
| 1. | Pittsburgh | 30 |
| 2. | Dallas | 29 |
| 3. | Minnesota | 28 |
| 4. | New England | 25 |
| 5. | San Francisco | 24 |
| **6.** | **MIAMI** | **23** |

## BEST HOME RECORD SINCE NFL-AFL MERGER
(regular season, 1970-2018)

| | TEAM | W | L | T | PCT. |
|---|---|---|---|---|---|
| 1. | Pittsburgh | 273 | 106 | 1 | .720 |
| 2. | Denver | 261 | 116 | 4 | .691 |
| 3. | Baltimore | 126 | 57 | 1 | .688 |
| 4. | Minnesota | 255 | 125 | 1 | .671 |
| **5.** | **MIAMI** | **250** | **128** | **1** | **.661** |

## BEST ROAD RECORD SINCE NFL-AFL MERGER
(regular season, 1970-2018)

| | TEAM | W | L | T | PCT. |
|---|---|---|---|---|---|
| 1. | Dallas | 197 | 183 | 0 | .518 |
| 2. | Pittsburgh | 193 | 185 | 2 | .511 |
| 3. | New England | 188 | 192 | 0 | .495 |
| **4.** | **MIAMI** | **187** | **193** | **1** | **.492** |
| 5. | San Francisco | 184 | 195 | 1 | .486 |

## BEST INTERCONFERENCE RECORD SINCE NFL-AFL MERGER
(regular season, 1970-2018)

| | TEAM | W | L | T | PCT. |
|---|---|---|---|---|---|
| 1. | Pittsburgh | 111 | 68 | 1 | .619 |
| **2.** | **MIAMI** | **110** | **71** | **0** | **.608** |
| 3. | Denver | 105 | 79 | 2 | .570 |
| 4. | Dallas | 102 | 78 | 0 | .567 |
| 5. | Philadelphia | 101 | 78 | 2 | .564 |

# 68 TONY ADAMS

CENTER // 6-2 // 312 // NORTH CAROLINA STATE '18
ACQUIRED: FA, '19
HOMETOWN: CHARLOTTE, N.C. // BORN: 12/28/95
NFL: FIRST SEASON // DOLPHINS: FIRST SEASON

## NFL CAREER

### TRANSACTIONS:

- Signed by Miami on May 16, 2019.
- Signed by the Atlanta Legends of the Alliance of American Football in Jan. 2019.
- Signed to New England's practice squad on Dec. 21, 2018.
- Waived by Jacksonville on Sept. 1, 2018.
- Signed by Jacksonville as an undrafted college free agent on July 24, 2018.

### 2019 (ATLANTA-AAF/MIAMI):

- Signed by Miami on May 16.
- Started 5 games for Atlanta of the Alliance of American Football.

### 2018 (JACKSONVILLE/NEW ENGLAND):

- Spent the final 2 weeks of the regular season and the entire postseason on New England's practice squad.
- Waived by Jacksonville on Sept. 1.
- Spent training camp with Jacksonville.

## BEFORE THE NFL

### COLLEGE (NORTH CAROLINA STATE):

- 4-year starter (2014-17).

**CAREER:** Played in 50 games with 47 starts at right guard.

- His 47 starts were the most in school history by an offensive lineman.
- His 3,358 snaps were the most in school history by an offensive lineman.

**SENIOR (2017):** Started 12 games at right guard.

- 1st-team All-ACC.
- Part of an offensive line unit that allowed 13 total sacks, which ranked 5th in FBS.

**JUNIOR (2016):** Started all 13 games at right guard.

- 2nd-team All-ACC.

**SOPHOMORE (2015):** Started all 13 games at right guard.

**TRUE FRESHMAN (2014):** Played in 12 games with 9 starts at right guard.

### HIGH SCHOOL (INDEPENDENCE HS – CHARLOTTE, N.C.)

- Played center, offensive tackle and defensive tackle.
- Also lettered in tennis.

**SENIOR (2013):**

- All-county.
- All-conference.

**JUNIOR (2012):** 56 tackles and 3.5 sacks.

- All-conference at left tackle.

## OFF THE FIELD

### PERSONAL:

- **MAJOR:** Sport management.

## TRADING PLACES

When the National Football League rescheduled the Dolphins' home game against the Tampa Bay Buccaneers in 2017 from the season opener to the bye week on Nov. 19 because of the impending arrival of Hurricane Irma, it was not the first time the club had to change a contest's date or venue for a variety of reasons.

Since 1990, the Dolphins have had to alter the date or venue of a game seven times, and the Dolphins are 3-4 in such games. The following are games in which the Dolphins have either had to change a date or site on short notice since 1990:

| ORIGINAL DATE, VENUE | OPP. | NEW DATE, VENUE | REASON | RESULT |
|---|---|---|---|---|
| 9/7/92, Joe Robbie Stadium | N.E. | 10/18/92, JRS | Hurricane Andrew | Dolphins, 38-17 |
| 10/26/97, Pro Player Stadium | Chi. | 10/27/97, PPS | World Series | Bears, 36-33, OT |
| 9/16/01, Pro Player Stadium | Buff. | 1/6/02, PPS | 9/11 | Dolphins, 34-7 |
| 10/27/03, Qualcomm Stadium | S.D. | 10/27/03, Sun Devil | California Wildfires | Dolphins, 26-10 |
| 9/12/04, Pro Player Stadium | Tenn. | 9/11/04, PPS | Hurricane Ivan | Titans, 17-7 |
| 10/23/05, Dolphins Stadium | K.C. | 10/21/05, DS | Hurricane Wilma | Chiefs, 30-20 |
| 9/10/17, Hard Rock Stadium | T.B. | 11/19/17, HRS | Hurricane Irma | Buccaneers, 30-20 |

# 35 WALT AIKENS

SAFETY // 6-1 // 200 // LIBERTY '14
ACQUIRED: D4, '14
HOMETOWN: CHARLOTTE, N.C. // BORN: 6/19/91
NFL: SIXTH SEASON // DOLPHINS: SIXTH SEASON

## NFL CAREER

### TRANSACTIONS:

- 4th-round pick (125th overall) by Miami in the 2014 NFL draft.

### CAREER HIGHLIGHTS:

- Played in 78 career games with 5 starts.
- 33 tackles (25 solo), 2 interceptions and 2 passes defensed.
- 39 special teams tackles (30 solo) and 1 forced fumble.
- Missed just 2 games in his 5-year NFL career.
- Recorded the first defensive 2-point conversion in Dolphins history when he returned a blocked PAT vs. Arizona (12/11/16).

### 2018 (MIAMI):

- Played in all 16 games with 1 start.
- 2 tackles (1 solo), 1 interception and 1 pass defensed; 9 special teams tackles (7 solo).
- Served as a season-long team captain.

**AT NEW ENGLAND (9/30):** 2 special teams tackles (1 solo).

**VS. N.Y. JETS (11/4):** 1 interception and 1 pass defensed.

- Intercepted QB Sam Darnold on 4th-and-10 with 41 seconds remaining in the game to seal Miami's 13-6 victory.

**AT INDIANAPOLIS (11/25):** 1 solo tackle and 2 solo special teams tackles.

### 2017 (MIAMI):

- Played in all 16 games.
- 2 solo tackles.
- 7 special teams tackles (4 solo) and 1 forced fumble.

**AT NEW ENGLAND (11/26):** 2 special teams tackles and 1 special teams forced fumble.

- Forced WR Danny Amendola to fumble a punt at New England's 28-yard line in the 3rd quarter.

**AT KANSAS CITY (12/24):** 2 special teams tackles (1 solo).

**VS. BUFFALO (12/31):** 1 solo tackle and 2 special teams tackles (1 solo).

### 2016 (MIAMI):

- Played in 15 games.
- Inactive for 1 contest.
- 7 special teams tackles (4 solo).

**VS. ARIZONA (12/11):** Defensive 2-point conversion.

- Returned a defensive 2-point conversion following a DT Jordan Phillips blocked PAT in the 4th quarter to extend Miami's lead to 23-15.
- The defensive 2-point conversion was the first in team history.

**AT N.Y. JETS (12/17):** 1 assisted special teams tackle and 1 blocked punt.

- Blocked a P Lachlan Edwards punt and returned it 11 yards for a TD.
- It was Miami's first blocked punt return for a TD since 2012.

### POSTSEASON:

**AFC WILD CARD AT PITTSBURGH (1/8):** 1 special teams tackle.

### 2015 (MIAMI):

- Played in all 16 games with 4 starts.
- 20 tackles (15 solo).
- 10 special teams tackles (9 solo).

**AT WASHINGTON (9/13):** 2 solo tackles and 1 solo special teams stop.

- Made 1st career start.

**AT JACKSONVILLE (9/20):** 4 tackles (2 solo).

**AT PHILADELPHIA (11/15):** 6 tackles (5 solo) and 3 special teams stops.

- His 6 tackles were a season high.

### 2014 (MIAMI):

- Played in 15 games.
- Inactive for 1 contest.
- 9 tackles (7 solo), 1 interception, 1 pass defensed.
- 6 solo special teams tackles.

**VS. NEW ENGLAND (9/7):** 1 special teams tackle.

- Made NFL debut.

**AT OAKLAND IN LONDON (9/28):** 1 interception.

- Picked off QB Matt McGloin for his 1st career interception and returned it 43 yards in the 4th quarter.

**AT NEW ENGLAND (12/14):** 4 tackles (3 solo).

- His 4 tackles were a season high.

## BEFORE THE NFL

### COLLEGE (LIBERTY):

- 3-year starter (2011-13).
- Transferred from Illinois after his freshman season (2009).

**CAREER (AT LIBERTY):** Played in 34 games with 31 starts for Liberty; 162 tackles (120 solo), 3 sacks, 7 interceptions, 20 passes defensed and 6 forced fumbles.

**SENIOR (2013 AT LIBERTY):** Played in 12 games with 10 starts; 62 tackles (50 solo), 3 interceptions, 6 passes defensed, 3.5 tackles for loss and 1 sack; 2 punt returns for 2 yards (1.0 avg.); 2 kickoff returns for 57 yards (28.5 avg.).

- His 62 tackles were tied for the team lead.
- 1st-team All-Big South.

**JUNIOR (2012 AT LIBERTY):** Played in 11 games with 10 starts; 51 tackles (39 solo), 1 interception, 6 passes defensed and 3 forced fumbles; 4 punt returns for 42 yards (10.5 avg.).

- His 51 tackles led the team's defensive backs.
- His 3 forced fumbles were tied for most in the conference.
- 2nd-team All-Big South.

**REDSHIRT SOPHOMORE (2011 AT LIBERTY):** Started all 11 games; 49 tackles (31 solo), 3 interceptions, 3 forced fumbles and 2 sacks.

- 2nd-team All-Big South.

**SOPHOMORE (2010):** Redshirted after transferring to Liberty.

**TRUE FRESHMAN (2009 AT ILLINOIS):** Played in 10 games with 5 starts; 32 tackles (26 solo) and 2 passes defensed.

- All-Big Ten Freshman team.

## HIGH SCHOOL (HARDING UNIVERSITY – CHARLOTTE, N.C.)

- Played quarterback and defensive back.
- Also played basketball for his father, Walter, who was the school's head basketball coach.

**SENIOR (2008):** Threw for 1,500 yards and 15 TDs; Rushed for 565 yards and 5 TDs; Recorded 6 interceptions.

- All-Queen City Conference Offensive Player of the Year.
- 1st-team all-conference on defense.
- Earned The Gridiron Great award.

# OFF THE FIELD

## COMMUNITY:

- Road 14 miles in the 2019 Dolphins Cancer Challenge bike ride.
- Has been an advocate for the American Diabetes Association since joining the NFL.
- Became an ambassador for the Police Athletic/ Activities League in 2018.
- Participated in the Football Unites police ride alongs in 2018.

## PERSONAL:

- Served as the Miami Dolphins correspondent at the 2017, 2018 and 2019 Pro Bowls in Orlando, Florida.
- Participated in a media combine in 2017, gaining experience with local TV and radio stations.
- **MAJOR:** Kinesiology.

## WALT AIKENS' NFL REGULAR SEASON STATS

| | | | | TACKLES | | | | | INTERCEPTIONS | | | | | FUMBLES | |
|---|---|---|---|---|---|---|---|---|---|---|---|---|---|---|---|
| YEAR | TEAM | GP | GS | TOT | SOLO | ASST | SK | YDS | INT | YDS | LG | TD | PD | FF | FR |
| 2014 | MIAMI | 15 | 0 | 9 | 7 | 2 | 0.0 | 0.0 | 1 | 43 | 43 | 0 | 1 | 0 | 0 |
| 2015 | MIAMI | 16 | 4 | 20 | 15 | 5 | 0.0 | 0.0 | 0 | 0 | 0 | 0 | 0 | 0 | 0 |
| 2016 | MIAMI | 15 | 0 | 0 | 0 | 0 | 0.0 | 0.0 | 0 | 0 | 0 | 0 | 0 | 0 | 0 |
| 2017 | MIAMI | 16 | 0 | 2 | 2 | 0 | 0.0 | 0.0 | 0 | 0 | 0 | 0 | 0 | 1 | 0 |
| 2018 | MIAMI | 16 | 1 | 2 | 1 | 1 | 0.0 | 0.0 | 1 | 0 | 0 | 0 | 1 | 0 | 0 |
| | **NFL TOTALS** | **78** | **5** | **33** | **25** | **8** | **0.0** | **0.0** | **2** | **43** | **43** | **0** | **2** | **1** | **0** |

## WALT AIKENS' NFL PLAYOFF STATS

| | | | | TACKLES | | | | | INTERCEPTIONS | | | | | FUMBLES | |
|---|---|---|---|---|---|---|---|---|---|---|---|---|---|---|---|
| YEAR | TEAM | GP | GS | TOT | SOLO | ASST | SK | YDS | INT | YDS | LG | TD | PD | FF | FR |
| 2016 | MIAMI | 1 | 0 | 0 | 0 | 0 | 0.0 | 0.0 | 0 | 0 | 0 | 0 | 0 | 0 | 0 |
| | **NFL TOTALS** | **1** | **0** | **0** | **0** | **0** | **0.0** | **0.0** | **0** | **0** | **0** | **0** | **0** | **0** | **0** |

## ADDITIONAL STATS

**Special Teams Touchdowns:** 1 blocked punt return in 2016.
**Special Teams Tackles:** 6 in 2014, 10 in 2015, 7 in 2016, 7 in 2017, 9 in 2018 for total of 39.
**Special Teams Forced Fumbles:** 1 in 2017.
**Blocked Kicks:** 1 punt in 2016.
**Defensive 2-Point Conversions:** 1 in 2016.

## SINGLE-GAME CAREER HIGHS

| | | |
|---|---|---|
| **Tackles:** | 6 | at Philadelphia, 11/15/15 |
| **Interceptions:** | 1 | twice, last: vs. NY Jets, 11/4/18 |
| **Passes Defensed:** | 1 | twice, last: vs. NY Jets, 11/4/18 |
| **Forced Fumbles:** | 1 | at New England, 11/26/17 |

# 59 CHASE ALLEN

LINEBACKER // 6-3 // 246 // SOUTHERN ILLINOIS '17
ACQUIRED: FA, '17
HOMETOWN: BELLEVILLE, ILL. // BORN: 8/29/93
NFL: THIRD SEASON // DOLPHINS: THIRD SEASON

## NFL CAREER

### TRANSACTIONS:

- Signed by Miami as an undrafted free agent on May 5, 2017.

### CAREER HIGHLIGHTS:

- Played in 21 career games with 5 starts.
- 36 tackles (24 solo).
- 7 special teams tackles (5 solo) and 1 forced fumble.
- Played in all 16 games in his rookie season in 2017.
- Became 1st Dolphins undrafted rookie linebacker to start a season opener since Doug Swift in 1970.

### 2018 (MIAMI):

- Played in 5 games with 1 start.
- Inactive for 1 game.
- Missed the rest of the season after being placed on injured reserve on Oct. 17.
- 3 assisted tackles.

**VS. TENNESSEE (9/9):** 1 assisted tackle.
**AT N.Y. JETS (9/16):** 1 assisted tackle.
- Made first start of the season.

**VS. OAKLAND (9/23):** 1 assisted tackle.

### 2017 (MIAMI):

- Played in all 16 games with 4 starts.
- 33 tackles (24 solo).
- 7 special teams tackles (5 solo) and 1 forced fumble.

**AT L.A. CHARGERS (9/17):** 3 solo tackles and 1 special teams stop.
- Became 1st Dolphins undrafted rookie linebacker to start a season opener since Doug Swift in 1970.
- Was 1 of 3 undrafted rookie free agents across the NFL to start a season opener in 2017.

**VS. DENVER (12/3):** 2 tackles (1 solo) and 1 special teams forced fumble.
- Forced a fumble on a punt that was recovered by Denver in the end zone and tackled by RB Senorise Perry, causing a safety.

**VS. BUFFALO (12/31):** 7 tackles (4 solo).

## BEFORE THE NFL

### COLLEGE (SOUTHERN ILLINOIS):

- 4-year letterman (2013-16) and 3-year starter.

**CAREER:** Played in 45 games with 30 starts; 324 tackles (157 solo), 6 sacks, 7 passes defensed, 3 forced fumbles, 2 fumble recoveries and 4 blocked kicks.
- Finished career 12th in school history with 324 career tackles.

**SENIOR (2016):** Played in 10 games with 8 starts; 77 tackles (49 solo), 1 sack, 1 pass defensed, 1 forced fumble and 1 blocked kick.
- Became 2nd player in school history to lead team in tackles for 3 straight seasons.
- Honorable mention All-Missouri Valley Football Conference.
- Team MVP.

**JUNIOR (2015):** Played in all 11 games with 10 starts; 120 tackles (44 solo), 2.5 sacks, 2 passes defensed, 2 forced fumbles, 2 fumble recoveries and 3 blocked kicks.
- Also returned 1 punt for 18 yards.
- 2nd-team All-MVFC.
- His 120 tackles led the team and his 10.9 tackles per game were third in the MVFC.

**SOPHOMORE (2014):** Started all 12 games; 95 tackles (45 solo), 1 sack, 3 passes defensed and 1 forced fumble.
- Transitioned to middle linebacker after beginning his collegiate career as an outside linebacker.
- His 95 tackles led the team and were 9th in the MVFC.

**REDSHIRT FRESHMAN (2013):** Played in all 12 games; 32 tackles (19 solo), 1.5 sacks and 1 pass defensed.
- Redshirted in 2012.

### HIGH SCHOOL (BELLEVILLE EAST – BELLEVILLE, ILL.)

**SENIOR (2011):** 107 tackles and 5 interceptions; 700 rushing yards.
- All-state and all-conference at linebacker.

## OFF THE FIELD

### COMMUNITY:

- Visited military troops overseas with the Armed Forces Entertainment group in 2018.
- Participated in the 2018 Dolphins Cancer Challenge Golf Tournament.
- Fished in the 2017 Fins Weekend Fishing Tournament.

## PERSONAL:

- **MAJOR:** Management.

## CHASE ALLEN'S NFL REGULAR SEASON STATS

| | | | | TACKLES | | | | | INTERCEPTIONS | | | | | FUMBLES | |
|---|---|---|---|---|---|---|---|---|---|---|---|---|---|---|---|
| YEAR | TEAM | GP | GS | TOT | SOLO | ASST | SK | YDS | INT | YDS | LG | TD | PD | FF | FR |
| 2017 | MIAMI | 16 | 4 | 33 | 24 | 9 | 0.0 | 0.0 | 0 | 0 | 0 | 0 | 0 | 1 | 0 |
| 2018 | MIAMI | 5 | 1 | 3 | 0 | 3 | 0.0 | 0.0 | 0 | 0 | 0 | 0 | 0 | 0 | 0 |
| | **NFL TOTALS** | **21** | **5** | **36** | **24** | **12** | **0.0** | **0.0** | **0** | **0** | **0** | **0** | **0** | **1** | **0** |

### ADDITIONAL STATS

**Special Teams Tackles:** 7 in 2017.

### SINGLE-GAME CAREER HIGHS

| | | |
|---|---|---|
| **Tackles:** | 7 | twice, last: vs. Buffalo, 12/31/17 |
| **Forced Fumbles:** | 1 | vs. Denver, 12/3/17 |

# 89 DWAYNE ALLEN

TIGHT END // 6-4 // 260 // CLEMSON '12
ACQUIRED: FA, '19
HOMETOWN: FAYETTEVILLE, N.C. // BORN: 2/24/90
NFL: EIGHTH SEASON // DOLPHINS: FIRST SEASON

## NFL CAREER

### TRANSACTIONS:

- Signed by Miami on March 9, 2019.
- Released by New England on March 4, 2019.
- Traded from Indianapolis to New England on March 9, 2017.
- 3rd-round pick (64th overall) by Indianapolis in the 2012 NFL draft.

### CAREER HONORS:

- 2015 Walter Payton Man of the Year Nominee.
- 2014 Colts Ed Block Courage Award.
- 2012 PFWA All-Rookie team.

### CAREER HIGHLIGHTS:

- Played in 86 career games with 71 starts.
- 139 receptions for 1,564 yards (11.3 avg.) and 20 TDs.
- 4 carries for 6 yards (1.5 avg.).
- 5 special teams tackles (3 solo) and 1 forced fumble.
- Won Super Bowl LIII with New England.
- Caught 3 TD passes at the N.Y. Jets on Dec. 5, 2016, tying a Colts single-game record.

### 2018 (NEW ENGLAND):

- Played in 13 games with 7 starts.
- Inactive for 3 games.
- 3 receptions for 27 yards (9.0 avg.).
- 1 special teams tackle.

**VS. GREEN BAY (11/4):** 1 reception for 21 yards.
**AT TENNESSEE (11/11):** 1 reception for 10 yards.

**POSTSEASON:**

**AFC DIVISIONAL VS. L.A. CHARGERS (1/13):** Played but did not record any stats.
**AFC CHAMPIONSHIP AT KANSAS CITY (1/20):** Played but did not record any stats.
**SUPER BOWL LIII VS. L.A. RAMS (2/3):** Played but did not record any stats.

- Won his 1st Super Bowl.

### 2017 (NEW ENGLAND):

- Played in all 16 games with 8 starts.
- 10 receptions for 86 yards (8.6 avg.) and 1 TD.

**VS. KANSAS CITY (9/7):** Played but did not record any stats.

- Made his Patriots debut.

**AT DENVER (11/12):** 1 reception for 11 yards and 1 TD.

- Caught an 11-yard TD pass from QB Tom Brady in the 2nd quarter.

**VS. BUFFALO (12/24):** 2 receptions for 26 yards (13.0 avg.).

**POSTSEASON:**

**AFC DIVISIONAL VS. TENNESSEE (1/13):** Played but did not record any stats.
**AFC CHAMPIONSHIP VS. JACKSONVILLE (1/21):** Played but did not record any stats.
**SUPER BOWL LII VS. PHILADELPHIA (2/4):** Played but did not record any stats.

### 2016 (INDIANAPOLIS):

- Started 14 games.
- Inactive for 2 games.
- 35 receptions for 406 yards (11.6 avg.) and 6 TDs.

**VS. DETROIT (9/11):** 4 receptions for 53 yards (13.3 avg.) and 1 TD.

- Caught a 19-yard TD pass from QB Andrew Luck to give Indianapolis a 21-18 lead in the 3rd quarter.

**VS. CHICAGO (10/9):** 6 receptions for 50 yards (8.3

avg.) and 1 TD.
- Caught a 1-yard TD pass from QB Andrew Luck in the 2nd quarter.
- His 6 receptions were a season high.

**AT N.Y. JETS (12/5):** 4 receptions for 72 yards (18.0 avg.) and 3 TDs.
- His 3 receiving TDs were tied for the most by an NFL player in a single game that season.
- His 3 receiving TDs tied a Colts single-game record.
- His 72 receiving yards were a season high.

### 2015 (INDIANAPOLIS):
- Played in 13 games with 12 starts.
- Inactive for 2 games.
- Missed the final game of the season after being placed on injured reserve on Dec. 30.
- 16 receptions for 109 yards (6.8 avg.) and 1 TD; 1 carry for 1 yard.
- 1 special teams tackle.

**AT BUFFALO (9/13):** 3 receptions for 17 yards (5.7 avg.) and 1 TD.
- Caught a 6-yard TD pass from QB Andrew Luck in the 4th quarter.

**VS. NEW ENGLAND (10/18):** 3 receptions for 23 yards (7.7 avg.).

**VS. TAMPA BAY (11/29):** 2 receptions for 19 yards (9.5 avg.); 1 special teams tackle.

**HONORS:**
- Walter Payton Man of the Year nominee.

### 2014 (INDIANAPOLIS):
- Started 13 games.
- Inactive for 3 games.
- 29 receptions for 395 yards (13.6 avg.) and 8 TDs.
- 2 special teams tackles (1 solo) and 1 forced fumble.

**AT DENVER (9/7):** 4 receptions for 64 yards (16.0 avg.) and 1 TD.
- Caught a 41-yard TD pass from QB Andrew Luck in the 4th quarter.
- His 64 receiving yards were a season-high.

**VS. BALTIMORE (10/5):** 4 receptions for 59 yards (14.8 avg.) and 1 TD.
- Caught a 6-yard TD pass from QB Andrew Luck in the 3rd quarter.

**VS. CINCINNATI (10/19):** 3 receptions for 52 yards (17.3 avg.) and 1 TD; 1 special teams tackle and 1 forced fumble.
- Hauled in a 32-yard TD pass from QB Andrew Luck in the 3rd quarter to give Indianapolis a 17-0 lead.

**POSTSEASON:**

**AFC WILD CARD VS. CINCINNATI (1/4):** 3 receptions for 30 yards (10.0 avg.).

**AFC DIVISIONAL AT DENVER (1/11):** 4 receptions for 30 yards (7.5 avg.) and 1 TD.
- Caught a 3-yard TD pass from QB Andrew Luck to give Indianapolis a 14-7 lead in the 2nd quarter.

**AFC CHAMPIONSHIP AT NEW ENGLAND (1/18):** 4 receptions for 30 yards (7.5 avg.).

**HONORS:**
- Colts Ed Block Courage Award Winner.

### 2013 (INDIANAPOLIS):
- Started 1 game.
- Inactive for 1 game.
- Missed the rest of the season after being placed on injured reserve on Sept. 19.
- 1 reception for 20 yards and 1 TD.

**VS. OAKLAND (9/8):** 1 reception for 20 yards and 1 TD.
- Caught a 20-yard TD pass from QB Andrew Luck to give Indianapolis a 14-0 lead.

### 2012 (INDIANAPOLIS):
- Started all 16 games – 10 at tight end and 6 at fullback.
- 45 receptions for 521 yards (11.6 avg.) and 3 TDs; 3 carries for 5 yards (1.7 avg.).
- 1 special teams tackle.
- Led all NFL rookie tight ends in receptions and receiving yards.

**AT CHICAGO (9/9):** Played but did not record any stats.
- Started in his NFL debut.

**VS. MINNESOTA (9/16):** 1 reception for 3 yards and 1 TD.
- Caught a 3-yard pass from QB Andrew Luck for his 1st career score.

**VS. MIAMI (11/4):** 6 receptions for 75 yards (12.5 avg.).
- His 6 receptions and 75 receiving yards were a season high.

**POSTSEASON:**

**AFC WILD CARD AT BALTIMORE (1/6):** 4 receptions for 51 yards (12.8 avg.).
- Made his postseason debut.

**HONORS:**
- PFWA All-Rookie team.

## BEFORE THE NFL

### COLLEGE (CLEMSON):
- 3-year starter (2009-11).

**CAREER:** Played in 41 games with 33 starts; 92 receptions for 1,073 yards (11.7 avg.) and 12 TDs.
- Started 28 consecutive games to end his career.

**JUNIOR (2011):** Started all 14 games; 49 receptions for 592 yards (12.1 avg.) and 8 TDs.
- Won the Mackey Award (nation's top tight end) and became the first Clemson player to win the award.
- Consensus 1st-team All-American.
- 1st-team All-ACC.
- His 49 receptions and 8 receiving TDs were the most by a Clemson tight end in school history.
- Ranked 2nd on the team in receiving TDs and 3rd in receptions and receiving yards.

**SOPHOMORE (2010):** Started all 13 games; 33 receptions for 373 yards (11.3 avg.) and 1 TD.
- 2nd-team All-ACC.
- Ranked 3rd on the team in receptions and receiving yards.

**REDSHIRT FRESHMAN (2009):** Played in all 14 games with 6 starts; 10 receptions for 108 yards (10.8 avg.) and 3 TDs.
- Redshirted in 2008.

## HIGH SCHOOL (TERRY SANFORD HS – FAYETTEVILLE, N.C.)

- Also lettered in basketball.

**CAREER:** 68 receptions for 1,257 yards (18.5 avg.).
**SENIOR (2007):** 27 receptions for 291 yards (10.8 avg.) and 5 TDs.
**JUNIOR (2006):** 25 receptions for 551 yards (22.0 avg.).

## OFF THE FIELD

### COMMUNITY:

- Hosted a youth football camp in 2019.
- Selected by the Colts as their Walter Payton Man of the Year nominee in 2015.

### PERSONAL:

- **MAJOR:** Biological/health sciences.

## DWAYNE ALLEN'S NFL REGULAR SEASON STATS

| | | | | RECEIVING | | | | | RUSHING | | | | |
|---|---|---|---|---|---|---|---|---|---|---|---|---|---|
| YEAR | TEAM | GP | GS | REC | YDS | AVG | LG | TD | ATT | YDS | AVG | LG | TD |
| 2012 | INDIANAPOLIS | 16 | 16 | 45 | 521 | 11.6 | 40 | 3 | 3 | 5 | 1.7 | 3 | 0 |
| 2013 | INDIANAPOLIS | 1 | 1 | 1 | 20 | 20.0 | 20t | 1 | 0 | 0 | 0.0 | 0 | 0 |
| 2014 | INDIANAPOLIS | 13 | 13 | 29 | 395 | 13.6 | 41t | 8 | 0 | 0 | 0.0 | 0 | 0 |
| 2015 | INDIANAPOLIS | 13 | 12 | 16 | 109 | 6.8 | 21 | 1 | 1 | 1 | 1.0 | 1 | 0 |
| 2016 | INDIANAPOLIS | 14 | 14 | 35 | 406 | 11.6 | 23t | 6 | 0 | 0 | 0.0 | 0 | 0 |
| 2017 | NEW ENGLAND | 16 | 8 | 10 | 86 | 8.6 | 22 | 1 | 0 | 0 | 0.0 | 0 | 0 |
| 2018 | NEW ENGLAND | 13 | 7 | 3 | 27 | 9.0 | 21 | 0 | 0 | 0 | 0.0 | 0 | 0 |
| | **NFL TOTALS** | **86** | **71** | **139** | **1564** | **11.3** | **41t** | **20** | **4** | **6** | **1.5** | **3** | **0** |

## DWAYNE ALLEN'S NFL PLAYOFF STATS

| | | | | RECEIVING | | | | | RUSHING | | | | |
|---|---|---|---|---|---|---|---|---|---|---|---|---|---|
| YEAR | TEAM | GP | GS | REC | YDS | AVG | LG | TD | ATT | YDS | AVG | LG | TD |
| 2012 | INDIANAPOLIS | 1 | 1 | 4 | 51 | 12.8 | 22 | 0 | 0 | 0 | 0.0 | 0 | 0 |
| 2014 | INDIANAPOLIS | 3 | 2 | 11 | 90 | 8.2 | 18 | 1 | 0 | 0 | 0.0 | 0 | 0 |
| 2017 | NEW ENGLAND | 3 | 0 | 0 | 0 | 0.0 | 0 | 0 | 0 | 0 | 0.0 | 0 | 0 |
| 2018 | NEW ENGLAND | 3 | 1 | 0 | 0 | 0.0 | 0 | 0 | 0 | 0 | 0.0 | 0 | 0 |
| | **PLAYOFF TOTALS** | **10** | **4** | **15** | **141** | **9.4** | **22** | **1** | **0** | **0** | **0.0** | **0** | **0** |

## ADDITIONAL STATS

**Special Teams Tackles:** (Indianapolis) 1 in 2012, 2 in 2014, 1 in 2015, (New England) 1 in 2018 for total of 5.
**Special Teams Forced Fumbles:** (Indianapolis) 1 in 2014.
**Miscellaneous Fumble Recoveries:** (Indianapolis) 2 in 2012, 1 in 2014, (New England) 1 in 2017 for total of 4.

## SINGLE-GAME CAREER HIGHS

| | | |
|---|---|---|
| **Receptions:** | 6 | 3 times, last: vs. Chicago, 10/9/16 |
| **Receiving Yards:** | 75 | vs. Miami, 11/4/12 |
| **Longest Rec.:** | 41t | at Denver, 9/7/14 |
| **TD Receptions:** | 3 | at N.Y. Jets, 12/5/16 |

## 2012 GAME-BY-GAME STATS (INDIANAPOLIS)

| DATE | OPPONENT | P/S | REC | YDS | AVG | LG | TD |
|---|---|---|---|---|---|---|---|
| 09/09 | at Chicago | 1/1 | 0 | 0 | 0.0 | - | 0 |
| 09/16 | MINNESOTA | 1/1 | 1 | 3 | 3.0 | 3t | 1 |
| 09/23 | JACKSONVILLE | 1/1 | 5 | 35 | 7.0 | 17 | 0 |
| 10/07 | GREEN BAY | 1/1 | 4 | 38 | 9.5 | 11 | 1 |
| 10/14 | at N.Y. Jets | 1/1 | 2 | 33 | 16.5 | 21 | 0 |
| 10/21 | CLEVELAND | 1/1 | 1 | 9 | 9.0 | 9 | 0 |
| 10/28 | at Tennessee | 1/1 | 4 | 56 | 14.0 | 20 | 0 |
| 11/04 | MIAMI | 1/1 | 6 | 75 | 12.5 | 22 | 0 |
| 11/08 | at Jacksonville | 1/1 | 2 | 31 | 15.5 | 27 | 0 |
| 11/18 | at New England | 1/1 | 6 | 69 | 11.5 | 19 | 0 |
| 11/25 | BUFFALO | 1/1 | 3 | 36 | 12.0 | 24 | 0 |
| 12/02 | at Detroit | 1/1 | 2 | 50 | 25.0 | 40 | 0 |
| 12/09 | TENNESSEE | 1/1 | 1 | 11 | 11.0 | 11 | 0 |
| 12/16 | at Houston | 1/1 | 3 | 36 | 12.0 | 16 | 1 |
| 12/23 | at Kansas City | 1/1 | 3 | 18 | 6.0 | 7 | 0 |
| 12/30 | HOUSTON | 1/1 | 2 | 21 | 10.5 | 20 | 0 |
| **2012 TOTALS** | | **16/16** | **45** | **521** | **11.6** | **40** | **3** |

| DATE | OPPONENT | P/S | REC | YDS | AVG | LG | TD |
|---|---|---|---|---|---|---|---|
| 01/06 | at Baltimore* | 1/1 | 4 | 51 | 12.8 | 22 | 0 |
| **PLAYOFF TOTALS** | | **1/1** | **4** | **51** | **12.8** | **22** | **0** |

** AFC Wild Card game*

## 2013 GAME-BY-GAME STATS (INDIANAPOLIS)

| DATE | OPPONENT | P/S | REC | YDS | AVG | LG | TD |
|---|---|---|---|---|---|---|---|
| 09/08 | OAKLAND | 1/1 | 1 | 20 | 20.0 | 20t | 1 |
| 09/15 | MIAMI | | INACTIVE | | | | |
| 09/22 | at San Francisco | | INJURED RESERVE | | | | |
| 09/29 | at Jacksonville | | INJURED RESERVE | | | | |
| 10/06 | SEATTLE | | INJURED RESERVE | | | | |
| 10/14 | at San Diego | | INJURED RESERVE | | | | |
| 10/20 | DENVER | | INJURED RESERVE | | | | |
| 11/03 | at Houston | | INJURED RESERVE | | | | |
| 11/10 | ST. LOUIS | | INJURED RESERVE | | | | |
| 11/14 | at Tennessee | | INJURED RESERVE | | | | |
| 11/24 | at Arizona | | INJURED RESERVE | | | | |
| 12/01 | TENNESSEE | | INJURED RESERVE | | | | |
| 12/08 | at Cincinnati | | INJURED RESERVE | | | | |
| 12/15 | HOUSTON | | INJURED RESERVE | | | | |
| 12/22 | at Kansas City | | INJURED RESERVE | | | | |
| 12/29 | JACKSONVILLE | | INJURED RESERVE | | | | |
| **2013 TOTALS** | | **1/1** | **1** | **20** | **20.0** | **20t** | **1** |

## 2014 GAME-BY-GAME STATS (INDIANAPOLIS)

| DATE | OPPONENT | P/S | REC | YDS | AVG | LG | TD |
|---|---|---|---|---|---|---|---|
| 09/07 | at Denver | 1/1 | 5 | 64 | 16.0 | 41t | 1 |
| 09/15 | PHILADELPHIA | 1/1 | 0 | 0 | 0.0 | - | 0 |
| 09/21 | at Jacksonville | 1/1 | 4 | 43 | 10.8 | 22 | 1 |
| 09/28 | TENNESSEE | 1/1 | 3 | 38 | 12.7 | 17 | 1 |
| 10/05 | BALTIMORE | 1/1 | 4 | 59 | 14.8 | 28 | 1 |
| 10/09 | at Houston | 1/1 | 3 | 49 | 16.3 | 18 | 0 |
| 10/19 | CINCINNATI | 1/1 | 3 | 52 | 17.3 | 32t | 1 |
| 10/26 | at Pittsburgh | 1/1 | 1 | 21 | 21.0 | 21t | 1 |
| 11/03 | at N.Y. Giants | 1/1 | 4 | 48 | 12.9 | 35 | 1 |
| 11/16 | NEW ENGLAND | 1/1 | 0 | 0 | 0.0 | - | 0 |
| 11/23 | JACKSONVILLE | | | INACTIVE | | | |
| 11/30 | WASHINGTON | | | INACTIVE | | | |
| 12/07 | at Cleveland | 1/1 | 1 | 5 | 5.0 | 5 | 0 |
| 12/14 | HOUSTON | 1/1 | 2 | 16 | 8.0 | 13 | 1 |
| 12/21 | at Dallas | 1/1 | 0 | 0 | 0.0 | - | 0 |
| 12/28 | at Tennessee | | | INACTIVE | | | |
| **2014 TOTALS** | | **13/13** | **29** | **395** | **13.6** | **41t** | **8** |

| DATE | OPPONENT | P/S | REC | YDS | AVG | LG | TD |
|---|---|---|---|---|---|---|---|
| 01/04 | CINCINNATI* | 1/1 | 3 | 30 | 10.0 | 12 | 0 |
| 01/11 | at Denver** | 1/0 | 4 | 30 | 7.5 | 18 | 1 |
| 01/18 | at New England*** | 1/1 | 4 | 30 | 7.5 | 10 | 0 |
| **PLAYOFF TOTALS** | | **3/2** | **11** | **90** | **8.2** | **18** | **1** |

** AFC Wild Card game*
*** AFC Divisional game*
**** AFC Championship*

## 2015 GAME-BY-GAME STATS (INDIANAPOLIS)

| DATE | OPPONENT | P/S | REC | YDS | AVG | LG | TD |
|---|---|---|---|---|---|---|---|
| 09/13 | at Buffalo | 1/1 | 3 | 17 | 5.7 | 8 | 1 |
| 09/21 | N.Y. JETS | 1/1 | 0 | 0 | 0.0 | - | 0 |
| 09/27 | at Tennessee | | | INACTIVE | | | |
| 10/04 | JACKSONVILLE | | | INACTIVE | | | |
| 10/08 | at Houston | 1/1 | 1 | 21 | 21.0 | - | 0 |
| 10/18 | NEW ENGLAND | 1/1 | 3 | 23 | 7.7 | 10 | 0 |
| 10/25 | NEW ORLEANS | 1/1 | 1 | 10 | 10.0 | 10 | 0 |
| 11/02 | at Carolina | 1/1 | 1 | 4 | 4.0 | 4 | 0 |
| 11/08 | DENVER | 1/1 | 0 | 0 | 0.0 | - | 0 |
| 11/22 | at Atlanta | 1/1 | 1 | 7 | 7.0 | 7 | 0 |
| 11/29 | TAMPA BAY | 1/1 | 2 | 19 | 9.5 | 11 | 0 |
| 12/06 | at Pittsburgh | 1/1 | 1 | 6 | 6.0 | 6 | 0 |
| 12/13 | at Jacksonville | 1/1 | 2 | -3 | -1.5 | 6 | 0 |
| 12/20 | HOUSTON | 1/0 | 1 | 5 | 5.0 | 5 | 0 |
| 12/27 | at Miami | 1/1 | 0 | 0 | 0.0 | - | 0 |
| 01/03 | TENNESSEE | | | INJURED RESERVE | | | |
| **2015 TOTALS** | | **13/12** | **16** | **109** | **6.8** | **21** | **1** |

## 2016 GAME-BY-GAME STATS (INDIANAPOLIS)

| DATE | OPPONENT | P/S | REC | YDS | AVG | LG | TD |
|---|---|---|---|---|---|---|---|
| 09/11 | DETROIT | 1/1 | 4 | 53 | 13.3 | 19t | 1 |
| 09/18 | at Denver | 1/1 | 2 | 25 | 12.5 | 13 | 0 |
| 09/25 | SAN DIEGO | 1/1 | 3 | 35 | 11.7 | 14 | 0 |
| 10/02 | at Jacksonville | 1/1 | 2 | 20 | 10.0 | 13 | 0 |
| 10/09 | CHICAGO | 1/1 | 6 | 50 | 8.3 | 20 | 1 |
| 10/16 | at Houston | 1/1 | 1 | 9 | 9.0 | 9 | 0 |
| 10/23 | at Tennessee | | | INACTIVE | | | |
| 10/30 | KANSAS CITY | | | INACTIVE | | | |
| 11/06 | at Green Bay | 1/1 | 1 | 15 | 15.0 | 15 | 0 |
| 11/20 | TENNESSEE | 1/1 | 0 | 0 | 0.0 | - | 0 |
| 11/24 | PITTSBURGH | 1/1 | 5 | 49 | 9.8 | 13 | 0 |
| 12/05 | at N.Y. Jets | 1/1 | 4 | 72 | 18.0 | 23t | 3 |
| 12/11 | HOUSTON | 1/1 | 0 | 0 | 0.0 | - | 0 |
| 12/18 | at Minnesota | 1/1 | 1 | 13 | 13.0 | 13 | 0 |
| 12/24 | at Oakland | 1/1 | 3 | 31 | 10.3 | 11 | 0 |
| 01/01 | JACKSONVILLE | 1/1 | 3 | 34 | 11.3 | 15t | 1 |
| **2016 TOTALS** | | **14/14** | **35** | **406** | **11.6** | **23t** | **6** |

## 2017 GAME-BY-GAME STATS (NEW ENGLAND)

| DATE | OPPONENT | P/S | REC | YDS | AVG | LG | TD |
|---|---|---|---|---|---|---|---|
| 09/07 | KANSAS CITY | 1/1 | 0 | 0 | 0.0 | - | 0 |
| 09/17 | at New Orleans | 1/1 | 0 | 0 | 0.0 | - | 0 |
| 09/24 | HOUSTON | 1/0 | 0 | 0 | 0.0 | - | 0 |
| 10/01 | CAROLINA | 1/0 | 0 | 0 | 0.0 | - | 0 |
| 10/05 | at Tampa Bay | 1/1 | 0 | 0 | 0.0 | - | 0 |
| 10/15 | at N.Y. Jets | 1/0 | 0 | 0 | 0.0 | - | 0 |
| 10/22 | ATLANTA | 1/0 | 0 | 0 | 0.0 | - | 0 |
| 10/29 | L.A. CHARGERS | 1/1 | 0 | 0 | 0.0 | - | 0 |
| 11/12 | at Denver | 1/0 | 1 | 11 | 11.0 | 11t | 1 |
| 11/19 | at Oakland | 1/1 | 2 | 24 | 12.0 | 19 | 0 |
| 11/26 | MIAMI | 1/1 | 1 | 2 | 2.0 | 2 | 0 |
| 12/03 | at Buffalo | 1/1 | 1 | 3 | 3.0 | 3 | 0 |
| 12/11 | at Miami | 1/1 | 2 | 10 | 5.0 | 8 | 0 |
| 12/17 | at Pittsburgh | 1/0 | 1 | 10 | 10.0 | 10 | 0 |
| 12/24 | BUFFALO | 1/0 | 2 | 26 | 13.0 | 22 | 0 |
| 12/31 | N.Y. JETS | 1/0 | 0 | 0 | 0.0 | - | 0 |
| **2017 TOTALS** | | **16/8** | **10** | **86** | **8.6** | **22** | **1** |

| DATE | OPPONENT | P/S | REC | YDS | AVG | LG | TD |
|---|---|---|---|---|---|---|---|
| 01/13 | TENNESSEE* | 1/0 | 0 | 0 | 0.0 | - | 0 |
| 01/21 | JACKSONVILLE** | 1/0 | 0 | 0 | 0.0 | - | 0 |
| 02/04 | vs. Philadelphia*** | 1/0 | 0 | 0 | 0.0 | - | 0 |
| **PLAYOFF TOTALS** | | **3/0** | **0** | **0** | **0.0** | **-** | **0** |

** AFC Divisional game*
*** AFC Championship*
**** Super Bowl LII*

## 2018 GAME-BY-GAME STATS (NEW ENGLAND)

| DATE | OPPONENT | P/S | REC | YDS | AVG | LG | TD |
|---|---|---|---|---|---|---|---|
| 09/09 | HOUSTON | 1/1 | 0 | 0 | 0.0 | - | 0 |
| 09/16 | at Jacksonville | 1/0 | 0 | 0 | 0.0 | - | 0 |
| 09/23 | at Detroit | 1/0 | 0 | 0 | 0.0 | - | 0 |
| 09/30 | MIAMI | 1/1 | 1 | -4 | -4.0 | -4 | 0 |
| 10/04 | INDIANAPOLIS | 1/0 | 0 | 0 | 0.0 | - | 0 |
| 10/14 | KANSAS CITY | 1/0 | 0 | 0 | 0.0 | - | 0 |
| 10/21 | at Chicago | 1/1 | 0 | 0 | 0.0 | - | 0 |
| 10/29 | at Buffalo | 1/0 | 0 | 0 | 0.0 | - | 0 |
| 11/04 | GREEN BAY | 1/1 | 1 | 21 | 21.0 | 21 | 0 |
| 11/11 | at Tennessee | 1/1 | 1 | 10 | 10.0 | 10 | 0 |
| 11/25 | at N.Y. Jets | | | INACTIVE | | | |
| 12/02 | MINNESOTA | | | INACTIVE | | | |
| 12/09 | at Miami | | | INACTIVE | | | |
| 12/16 | at Pittsburgh | 1/0 | 0 | 0 | 0.0 | - | 0 |
| 12/23 | BUFFALO | 1/1 | 0 | 0 | 0.0 | - | 0 |
| 12/30 | N.Y. JETS | 1/1 | 0 | 0 | 0.0 | - | 0 |
| **2018 TOTALS** | | **13/7** | **3** | **27** | **9.0** | **21** | **0** |

| DATE | OPPONENT | P/S | REC | YDS | AVG | LG | TD |
|---|---|---|---|---|---|---|---|
| 01/13 | L.A. CHARGERS* | 1/0 | 0 | 0 | 0.0 | - | 0 |
| 01/20 | at Kansas City** | 1/1 | 0 | 0 | 0.0 | - | 0 |
| 02/03 | vs. L.A. Rams*** | 1/0 | 0 | 0 | 0.0 | - | 0 |
| **PLAYOFF TOTALS** | | **3/1** | **0** | **0** | **0.0** | **-** | **0** |

** AFC Divisional game*
*** AFC Championship*
**** Super Bowl LIII*

# 47 KIKO ALONSO

LINEBACKER // 6-3 // 239 // OREGON '13
ACQUIRED: T, '16 (PHI.)
HOMETOWN: LOS GATOS, CALIF. // BORN: 8/14/90
NFL: SEVENTH SEASON // DOLPHINS: FOURTH SEASON

## NFL CAREER

### TRANSACTIONS:

- Traded from Philadelphia to Miami on March 9, 2016.
- Traded from Buffalo to Philadelphia on March 10, 2015.
- 2nd-round pick (46th overall) by Buffalo in the 2013 NFL draft.

### CAREER HONORS:

- 2013 PFWA NFL Defensive Rookie of the Year.
- Pepsi MAX Rookie of the Week (vs. Baltimore, 9/29/13).

### CAREER HIGHLIGHTS:

- Played in 73 career games with 63 starts.
- 557 tackles (344 solo), 3 sacks, 10 interceptions, 16 passes defensed, 7 forced fumbles and 7 fumble recoveries; 1 interception return for a TD.
- Totaled 100+ tackles in 4 of his 5 NFL seasons.
- Was the only NFL player with 100+ tackles, 3+ interceptions and 3+ forced fumbles in 2018.
- Played all 1,145 of Buffalo's defensive snaps in 2013 and was one of just 3 NFL linebackers (Nick Roach and Lawrence Timmons) to do so that year.
- Became just the 8th linebacker since 1989 to record at least 150 tackles and 4 interceptions in a single season (2013).
- In 2013, his 159 tackles were third in the NFL and led all rookies:

**TOTAL TACKLES IN THE NFL (2013)**

| | PLAYER | TEAM | TOT | SOLO | ASST |
|---|---|---|---|---|---|
| 1. | Vontaze Burfict | Cincinnati | 171 | 114 | 57 |
| 2. | Paul Posluszny | Jacksonville | 162 | 122 | 40 |
| **3.** | **KIKO ALONSO** | **BUFFALO** | **159** | **87** | **72** |
| 4. | Luke Kuechly | Carolina | 156 | 93 | 63 |
| 5. | Lavonte David | Tampa Bay | 144 | 106 | 38 |

- Recorded 22 tackles vs. Cincinnati on Oct. 13, 2013, the 2nd-most by any NFL player during that season:

**NFL SINGLE-GAME TACKLES (2013)**

| | PLAYER | TM | OPP | DATE | TOT | SL | AST |
|---|---|---|---|---|---|---|---|
| 1. | Luke Kuechly | Car. | N.O. | 12/22/13 | 24 | 9 | 15 |
| **2.** | **KIKO ALONSO** | **BUF.** | **CIN.** | **10/13/13** | **22** | **9** | **13** |
| 3. | Paul Worrilow | Atl. | Sea. | 11/10/13 | 19 | 10 | 9 |
| | Paul Worrilow | Atl. | Car. | 11/3/13 | 19 | 9 | 10 |

### 2018 (MIAMI):

- Started 15 games.
- Dressed but did not play in 1 game.
- 125 tackles (79 solo), 3 interceptions, 6 passes defensed, 3 forced fumbles and 1 fumble recovery.
- Was the only NFL player with 100+ tackles, 3+ interceptions and 3+ forced fumbles.
- His 125 tackles tied for 10th in the NFL and the most by a Dolphins linebacker since Karlos Dansby in 2012.

**AT N.Y. JETS (9/16):** 13 solo tackles and 2 forced fumbles.

- Forced a WR Robby Anderson fumble recovered by LB Raekwon McMillan at the N.Y. 49-yard line, setting up an WR Albert Wilson touchdown on Miami's next possession to extend the Dolphins lead 14-0 in the 2nd quarter.
- Forced a WR Quincy Enunwa fumble in the 4th quarter.
- Made 50th career start.

**VS. CHICAGO (10/14):** 11 tackles (9 solo), 1 forced fumble and 1 fumble recovery.

- Recovered a fumble that was forced by DE Robert Quinn at Miami's 1-yard line with 3:35 remaining in the 2nd quarter.
- Forced a fumble at Chicago's 43-yard line that was recovered by CB Xavien Howard with 2:00 remaining in the 4th quarter.

**VS. N.Y. JETS (11/4):** 7 tackles (4 solo), 1 interception and 2 passes defensed.

- Intercepted QB Sam Darnold and returned it 14 yards in the 1st quarter.

### 2017 (MIAMI):

- Started all 16 games.
- 115 tackles (79 solo), 1 sack, 2 forced fumbles and 1 pass defensed.
- His 115 total tackles were 8th in the AFC and 14th in the NFL.

**VS. TENNESSEE (10/8):** 7 tackles (6 solo), 1 sack, 1 pass defensed and 1 forced fumble.

- Sacked QB Matt Cassel for a loss of 7 yards, forcing a fumble that was recovered by S Reshad Jones for a 38-yard TD.

**VS. OAKLAND (11/15):** 5 tackles (4 solo) and 1 forced fumble.

- Forced a OL Marshall Newhouse fumble that was recovered by DE Charles Harris in the 4th quarter.

**AT KANSAS CITY (12/24):** 11 tackles (8 solo).
- His 11 tackles were a season high.

### 2016 (MIAMI):
- Started 15 games.
- Inactive for 1 contest.
- 115 tackles (69 solo), 2 interceptions, 4 passes defensed, 1 forced fumble and 4 fumble recoveries.
- His 115 total tackles led the team and were 9th in the AFC.
- Tied for 1st in the NFL with 4 defensive fumble recoveries, which were the most by a Dolphins player since DE Jason Taylor in 2001.

**AT SEATTLE (9/11):** 11 tackles (3 solo) and 1 fumble recovery.
- Made Dolphins debut.
- Recovered a QB Russell Wilson fumble in the 4th quarter.

**AT SAN DIEGO (11/13):** 4 solo tackles and 1 interception.
- Intercepted QB Philip Rivers with 1:01 remaining in the 4th quarter and returned it 60 yards for a TD, sealing Miami's 31-24 win.
- It was the latest interception return to give the Dolphins a lead since at least 1991.

**VS. SAN FRANCISCO (11/27):** 11 tackles (4 solo), 1 interception and 1 fumble recovery.
- Became first Dolphins linebacker since at least 1993 to recover a fumble and intercept a pass in the same game.
- Recovered a TE Garrett Celek fumble in the 2nd quarter.
- Intercepted a QB Colin Kaepernick pass and returned the ball 10 yards in the 3rd quarter.
- Tackled QB Colin Kaepernick along with DT Ndamukong Suh at Miami's 2-yard line on the final play to end the game and preserve Miami's 31-24 victory.

### POSTSEASON:
**AFC WILD CARD AT PITTSBURGH (1/8):** 6 tackles (1 solo).

### 2015 (PHILADELPHIA):
- Played in 11 games with 1 start.
- 43 tackles (30 solo), 1 interception and 1 pass defensed.
- Traded from Buffalo to Philadelphia on March 9, 2016.

**AT ATLANTA (9/14):** 6 tackles (4 solo) and 1 interception.
- Made his Eagles debut.
- Recorded a one-handed interception of QB Matt Ryan in the end zone.

**VS. WASHINGTON (12/26):** 8 tackles (5 solo).
**AT N.Y. GIANTS (1/3):** 9 tackles (8 solo).
- His 9 tackles were a season high.

### 2014 (BUFFALO):
- Missed the entire season due to injury.
- Placed on injured reserve on Aug. 26.

### 2013 (BUFFALO):
- Started all 16 games.
- 159 tackles (87 solo), 4 interceptions, 2 sacks, 4 passes defensed, 2 fumble recoveries and 1 forced fumble.
- Became just the 8th linebacker since 1989 to record at least 150 tackles and 4 interceptions in a single season.
- His 159 tackles were third in the NFL.
- Played all 1,145 of the team's defensive snaps and was one of just 3 NFL linebackers (Nick Roach and Lawrence Timmons) to do so.

**VS. NEW ENGLAND (9/8):** 9 tackles (5 solo), 1 forced fumble and 1 fumble recovery.
- Made his NFL debut.

**VS. BALTIMORE (9/29):** 5 tackles (2 solo) and 2 interceptions.
- Picked off QB Joe Flacco twice in the 2nd half, including on Baltimore's final drive to seal the win.
- Earned Pepsi MAX Rookie of the Week honors for the performance.

**VS. CINCINNATI (10/13):** 22 tackles (9 solo).
- His 22 tackles were the 2nd-most by an NFL player during the 2013 season.

### HONORS:
- PFWA NFL Defensive Rookie of the Year
- Pepsi MAX Rookie of the Week (vs. Baltimore, 9/29)

## BEFORE THE NFL

### COLLEGE (OREGON):
- 3-year letterman (2009, 2011-12) and 1-year starter.

**CAREER:** Played in 36 games with 17 starts; 143 tackles (99 solo), 3.5 sacks, 6 interceptions, 9 passes defensed, 3 forced fumbles and 2 fumble recoveries.

**SENIOR (2012):** Started 12 games; 81 tackles (58 solo), 1 sack and 4 interceptions.

**JUNIOR (2011):** Played in 12 games with 5 starts; 46 tackles (28 solo), 2 interceptions and 2.5 sacks.
- Named Rose Bowl Defensive Player of the Game with 5 tackles, 1 interception and 1.5 sacks vs. Wisconsin (1/2).

**SOPHOMORE (2010):** Missed the entire season.

**REDSHIRT FRESHMAN (2009):** Played in 12 games; 16 tackles (3 solo) and 1 forced fumble.
- Redshirted in 2008.

### HIGH SCHOOL (LOS GATOS HS – LOS GATOS, CALIF.)
**SENIOR (2007):** 150 tackles (81 solo) and 27 sacks; 35 receptions for 559 yards (16.0 avg.) and 7 TDs.
- Helped school win the league title.
- 1st-team All-Northern California on defense.

## OFF THE FIELD

### COMMUNITY:
- Supported the 2019 DCC bike ride by signing autographs and taking pictures with fans.
- Golfed during the 2018 DCC Fins Weekend golf tournament.
- Regularly hosts youth football camps in Puerto Rico during the offseason.

- Has made multiple mission trips to Puerto Rico to help with hurricane relief efforts.
- Brother, Carlos, was drafted by MLB's Philadelphia Phillies.

### PERSONAL:

- Born to a Colombian mother and Cuban father.
- Speaks Spanish fluently and embraces Miami's Latin culture.

## KIKO ALONSO'S NFL REGULAR SEASON STATS

| | | | | TACKLES | | | | | INTERCEPTIONS | | | | | FUMBLES | |
|---|---|---|---|---|---|---|---|---|---|---|---|---|---|---|---|
| YEAR | TEAM | GP | GS | TOT | SOLO | ASST | SK | YDS | INT | YDS | LG | TD | PD | FF | FR |
| 2013 | BUFFALO | 16 | 16 | 159 | 87 | 72 | 2.0 | 17.0 | 4 | 38 | 32 | 0 | 4 | 1 | 2 |
| 2014 | BUFFALO | | | INJURED RESERVE | | | | | | | | | | | |
| 2015 | PHILADELPHIA | 11 | 1 | 43 | 30 | 13 | 0.0 | 0.0 | 1 | 0 | 0 | 0 | 1 | 0 | 0 |
| 2016 | MIAMI | 15 | 15 | 115 | 69 | 46 | 0.0 | 0.0 | 2 | 70 | 60t | 1 | 4 | 1 | 4 |
| 2017 | MIAMI | 16 | 16 | 115 | 79 | 36 | 1.0 | 0.0 | 0 | 0 | 0 | 0 | 1 | 2 | 0 |
| 2018 | MIAMI | 15 | 15 | 125 | 79 | 46 | 0.0 | 0.0 | 3 | 30 | 15 | 0 | 6 | 3 | 1 |
| | **NFL TOTALS** | **73** | **63** | **557** | **344** | **213** | **3.0** | **17.0** | **10** | **138** | **60t** | **1** | **16** | **7** | **7** |

## KIKO ALONSO'S NFL PLAYOFF STATS

| | | | | TACKLES | | | | | INTERCEPTIONS | | | | | FUMBLES | |
|---|---|---|---|---|---|---|---|---|---|---|---|---|---|---|---|
| YEAR | TEAM | GP | GS | TOT | SOLO | ASST | SK | YDS | INT | YDS | LG | TD | PD | FF | FR |
| 2016 | MIAMI | 1 | 1 | 6 | 1 | 5 | 0.0 | 0.0 | 0 | 0 | 0 | 0 | 0 | 0 | 0 |
| | **NFL TOTALS** | **1** | **1** | **6** | **1** | **5** | **0.0** | **0.0** | **0** | **0** | **0** | **0** | **0** | **0** | **0** |

### ADDITIONAL STATS

**Defensive Touchdowns:** (Miami) 1 interception return in 2016.

### SINGLE-GAME CAREER HIGHS

| | | |
|---|---|---|
| **Tackles:** | 22 | vs. Cincinnati, 10/13/13 |
| **Sacks:** | 1 | 3 times, last: vs. Tennessee, 10/8/17 |
| **Interceptions:** | 2 | vs. Baltimore, 9/29/13 |
| **Passes Defensed:** | 2 | 3 times, last: vs. N.Y. Jets, 11/4/18 |
| **Forced Fumbles:** | 2 | at N.Y. Jets, 9/16/18 |
| **Fumble Recoveries:** | 1 | 7 times, last: vs. Chicago, 10/14/18 |

# 31 CORNELL ARMSTRONG

**CORNERBACK // 6-0 // 185 // SOUTHERN MISS '18**
**ACQUIRED: D6, '18**
**HOMETOWN: BASSFIELD, MISS. // BORN: 9/22/95**
**NFL: SECOND SEASON // DOLPHINS: SECOND SEASON**

## NFL CAREER

### TRANSACTIONS:

- 6th-round pick (209th overall) by Miami in the 2018 NFL draft.

### CAREER HIGHLIGHTS:

- Played in 15 career games.
- 6 solo tackles.
- 2 solo special teams tackles.

### 2018 (MIAMI):

- Played in 15 games.
- Inactive for 1 game.
- 6 solo tackles.
- 2 solo special teams tackles.

**VS. N.Y. JETS (11/4):** 2 solo tackles.
**VS. JACKSONVILLE (12/23):** 1 solo tackle.
**AT BUFFALO (12/30):** 3 solo tackles.

## BEFORE THE NFL

### COLLEGE (SOUTHERN MISS):

- 4-year letterman (2014-17) and 3-year starter.

**CAREER:** Played in 47 games with 40 starts; 146 tackles (108 solo), 5 interceptions and 34 passes defensed.

**SENIOR (2017):** Started 10 games; 22 tackles (14 solo), 2 interceptions and 9 passes defensed.

- All-Conference USA honorable mention.

**JUNIOR (2016):** Started all 13 games; 47 tackles (35 solo), 1 interception and 9 passes defensed.

- His 9 passes defensed led the team.

**SOPHOMORE (2015):** Started 12 games; 47 tackles (37 solo), 2 interceptions and 12 passes defensed.

**TRUE FRESHMAN (2014):** Played in all 12 games with 5 starts; 30 tackles (22 solo) and 4 passes defensed.

- Conference USA All-Freshman Team.

### HIGH SCHOOL (BASSFIELD HS – BASSFIELD, MISS.)

- 62 career tackles (46 solo), 6 interceptions, 2 forced fumbles and 3 fumble recoveries.

**SENIOR (2013):** Played in 14 games; 32 tackles (20 solo), 2 interceptions, 1 forced fumble and 2 fumble recoveries.

- 1st-team all-state.
- Helped his team win a state title.

**JUNIOR (2012):** Played in 12 games; 19 tackles (16 solo), 3 interceptions, 1 forced fumble and 1 fumble recovery.

- Helped his team go undefeated and win a state title.

**SOPHOMORE (2011):** Played in 5 games; 11 tackles (10 solo), 1 interception and 3 passes defensed.

## OFF THE FIELD

### PERSONAL:

- **MAJOR:** Sports management and business.

## CORNELL ARMSTRONG'S NFL REGULAR SEASON STATS

| | | | | TACKLES | | | | | INTERCEPTIONS | | | | | FUMBLES | |
|---|---|---|---|---|---|---|---|---|---|---|---|---|---|---|---|
| YEAR | TEAM | GP | GS | TOT | SOLO | ASST | SK | YDS | INT | YDS | LG | TD | PD | FF | FR |
| 2018 | MIAMI | 15 | 0 | 6 | 6 | 0 | 0.0 | 0.0 | 0 | 0 | 0 | 0 | 0 | 0 | 0 |
| | **NFL TOTALS** | **15** | **0** | **6** | **6** | **0** | **0.0** | **0.0** | **0** | **0** | **0** | **0** | **0** | **0** | **0** |

### ADDITIONAL STATS

**Special Teams Tackles:** 2 in 2018.

# 55 JEROME BAKER

LINEBACKER // 6-2 // 225 // OHIO STATE '18
ACQUIRED: D3, '18
HOMETOWN: CLEVELAND, OHIO // BORN: 12/25/96
NFL: SECOND SEASON // DOLPHINS: SECOND SEASON

## NFL CAREER

### TRANSACTIONS:

- 3rd-round pick (73rd overall) by Miami in the 2018 NFL draft.

### CAREER HIGHLIGHTS:

- Played in 16 career games with 11 starts.
- 76 tackles (56 solo), 3 sacks, 1 interception and 3 passes defensed; 1 interception return for a TD.
- 1 punt return for 0 yards (0.0 avg.).
- 3 special teams tackles (1 solo).
- His 76 tackles in 2018 were 7th among rookie linebackers.

### 2018 (MIAMI):

- Played in all 16 games with 11 starts.
- 76 tackles (56 solo), 3 sacks, 1 interception and 3 passes defensed; 1 interception return for a TD.
- 1 punt return for 0 yards (0.0 avg.).
- 3 special teams tackles (1 solo).
- His 76 tackles were 7th among rookie linebackers.

**AT CINCINNATI (10/7):** 6 solo tackles and 2 sacks; 1 assisted special teams tackle.

- Sacked QB Andy Dalton on third-and-10 for a loss of 9 yards in the 3rd quarter, forcing Cincinnati to punt.
- Sacked QB Andy Dalton again on third-and-1 for a loss of 10 yards in the 3rd quarter, holding Cincinnati to a field goal.
- The last Dolphins rookie to have two sacks in a game was DE Olivier Vernon on 10/14/12 vs. St. Louis, while the last rookie linebacker to do so for Miami was Derrick Rodgers on 10/12/97 at N.Y. Jets.

**VS. N.Y. JETS (11/4):** 5 tackles (4 solo), 1 interception and 1 pass defensed.

- Intercepted QB Sam Darnold on 2nd-and-9 with 10:56 remaining in the 4th quarter and returned it 25 yards for a TD, extending Miami's lead to 13-3.

**AT BUFFALO (12/30):** 6 solo tackles and 1 sack.

- Sacked QB Josh Allen on 1st-and-10 for a loss of 9 yards in the 1st quarter.

## BEFORE THE NFL

### COLLEGE (OHIO STATE):

- 3-year letterman (2015-17) and 2-year starter.

**CAREER:** Played in 33 games with 25 starts; 158 tackles (90 solo), 7 sacks, 2 interceptions, 5 passes defensed, 1 forced fumble and 3 fumble recoveries.

**JUNIOR (2017):** Started 13 games; 72 tackles (42 solo), 3.5 sacks, 3 passes defensed, 1 forced

fumble and 2 fumble recoveries.
- All-Big Ten honorable mention.

**SOPHOMORE (2016):** Played in all 13 games with 12 starts; 83 tackles (45 solo), 3.5 sacks, 2 interceptions, 2 passes defensed and 1 fumble recovery.
- All-Big Ten honorable mention.
- His 83 tackles were second on the team behind fellow Dolphins LB Raekwon McMillan.

**TRUE FRESHMAN (2015):** Played in 7 games; 3 solo tackles.

### HIGH SCHOOL (BENEDICTINE HS – CLEVELAND, OHIO)

**SENIOR (2014):**
- Helped his school win the state championship.
- 1st-team all-state.
- Co-defensive player of the year in Ohio.

## OFF THE FIELD

### COMMUNITY:
- Participated in a 2018 police ride along.
- Joined Football Unites programs during the 2018 season.
- Joined the Microsoft Digital Skills All-Star program in 2018.
- Started the "Expand the Land" foundation in 2018.

### PERSONAL:
- **MAJOR:** Criminology.

## JEROME BAKER'S NFL REGULAR SEASON STATS

| | | | | TACKLES | | | | | INTERCEPTIONS | | | | | FUMBLES | |
|---|---|---|---|---|---|---|---|---|---|---|---|---|---|---|---|
| YEAR | TEAM | GP | GS | TOT | SOLO | ASST | SK | YDS | INT | YDS | LG | TD | PD | FF | FR |
| 2018 | MIAMI | 16 | 11 | 76 | 56 | 20 | 3.0 | 28.0 | 1 | 25 | 25t | 1 | 3 | 0 | 0 |
| | **NFL TOTALS** | **16** | **11** | **76** | **56** | **20** | **3.0** | **28.0** | **1** | **25** | **25t** | **1** | **3** | **0** | **0** |

### ADDITIONAL STATS
**Special Teams Tackles:** 3 in 2018.
**Defensive Touchdowns:** 25-yard interception return vs. N.Y. Jets (11/4/18).

### SINGLE-GAME CAREER HIGHS

| | | |
|---|---|---|
| **Tackles:** | 10 | at New England, 9/30/18 |
| **Sacks:** | 2 | at Cincinnati, 10/7/18 |
| **Interception:** | 1 | vs. NY Jets, 11/4/18 |
| **Passed Defensed:** | 1 | 3 time, last: vs. New England, 12/9/18 |

# 27 KALEN BALLAGE

RUNNING BACK // 6-2 // 231 // ARIZONA STATE '18
ACQUIRED: D4B, '18
HOMETOWN: DENVER, COLO. // BORN: 12/22/95
NFL: SECOND SEASON // DOLPHINS: SECOND SEASON

## NFL CAREER

### TRANSACTIONS:
- 4th-round pick (131st overall) by Miami in the 2018 NFL draft.

### CAREER HIGHLIGHTS:
- Played in 12 career games.
- 36 carries for 191 yards (5.3 avg.) and 1 TD.
- 9 receptions for 56 yards (6.2 avg.).
- 2 kickoff returns for 26 yards (13.0 avg.).
- 3 special teams tackles.

### 2018 (MIAMI):
- Played in 12 games.
- Inactive for 4 games.
- 36 carries for 191 yards (5.3 avg.) and 1 TD; 9 receptions for 56 yards (6.2 avg.); 2 kickoff returns for 26 yards (13.0 avg.).
- 3 special teams tackles.

**AT NEW ENGLAND (9/30):** 1 carry for 3 yards (3.0 avg.).
- Made NFL debut.

**AT MINNESOTA (12/16):** 12 carries for 123 yards (10.3 avg.) and 1 TD; 1 reception for -2 yards (-2.0 avg.).
- Ran for a 75-yard TD on Miami's opening play in the second half. It was the second-longest run by a Dolphins rookie and longest since RB Leroy Harris' 77-yard run in 1977.
- It was his 1st career TD and 1st career 100-yard rushing game.
- It marked the most rushing yards by a Dolphins rookie since RB Ronnie Brown rushed for 132

yards on Sept. 25, 2005 vs. Carolina.

**AT BUFFALO (12/30):** 12 carries for 47 yards (3.9 avg.); 1 reception for 1 yard (1.0 avg); 1 kickoff return for 10 yards (10.0 avg.).

## BEFORE THE NFL

### COLLEGE (ARIZONA STATE):

- 4-year letterman (2014-17) and 2-year starter.

**CAREER:** Played in 47 games with 17 starts; 450 carries for 1,984 yards (4.4 avg.) and 27 TDs; 82 receptions for 684 yards (8.3 avg.) and 2 TDs; 47 kickoff returns for 1,059 yards (22.5 avg.); 1 punt return for -6 yards; 3-for-4 passing (75.0 pct.) for 30 yards and 1 TD.

- Finished career 6th in school history with his 27 rushing TDs.

**SENIOR (2017):** Played in all 13 games with 9 starts; 157 carries for 669 yards (4.3 avg.) and 6 TDs; 20 receptions for 91 yards (4.6 avg.); 20 kickoff returns for 437 yards (21.9 avg.).

**JUNIOR (2016):** Played in all 12 games with 6 starts; 126 carries for 536 yards (4.3 avg.) and 14 TDs; 44 receptions for 469 yards (10.7 avg.) and 1 TD; 18 kickoff returns for 409 yards (22.7 avg.); 1 punt return for -6 yards; 3-for-4 passing (75.0 pct.) for 30 yards and 1 TD.

- His 14 rushing TDs were 2nd in the Pac-12 and 26th nationally.
- Was 1 of just 9 FBS players to rush, receive and throw a TD in the 2016 season.
- Tied an FBS record with 8 TDs against Texas Tech (Sept. 10) and is the only player to total 8 TDs in a single game vs. an FBS opponent.

**SOPHOMORE (2015):** Played in 10 games with 1 start; 125 carries for 653 yards (5.2 avg.) and 4 TDs; 12 receptions for 60 yards (5.0 avg.); 3 kickoff returns for 26 yards (8.7 avg.).

**TRUE FRESHMAN (2014):** Played in 12 games with 1 start; 42 carries for 126 yards (3.0 avg.) and 3 TDs; 6 receptions for 64 yards (10.7 avg.) and 1 TD; 6 kickoff returns for 187 yards (31.2 avg.).

### HIGH SCHOOL (FALCON HS – PEYTON, COLO.)

- 318 career carries for 2,690 yards (8.5 avg.) and 35 TDs; 40 receptions for 671 yards (16.8 avg.) and 12 TDs; 3,981 all-purpose yards.

**SENIOR (2013):** 206 carries for 1,943 yards (9.4 avg.) and 25 TDs; 16 receptions for 360 yards (22.5 avg.) and 6 TDs; 2,628 all-purpose yards.

## OFF THE FIELD

### COMMUNITY:

- Participated in a Football Unites police ride along.
- Took a group of kids shopping for Halloween in partnership with Football Unites.

### PERSONAL:

- **MAJOR:** Communications.
- **PRONUNCIATION:** Name is pronounced KAY-lun buh-LODGE.

## KALEN BALLAGE'S NFL REGULAR SEASON STATS

| | | | | RUSHING | | | | | RECEIVING | | | | |
|---|---|---|---|---|---|---|---|---|---|---|---|---|---|
| YEAR | TEAM | GP | GS | ATT | YDS | AVG | LG | TD | REC | YDS | AVG | LG | TD |
| 2018 | MIAMI | 12 | 0 | 36 | 191 | 5.3 | 75t | 1 | 9 | 56 | 6.2 | 31 | 0 |
| | **NFL TOTALS** | **12** | **0** | **36** | **191** | **5.3** | **75t** | **1** | **9** | **56** | **6.2** | **31** | **0** |

### ADDITIONAL STATS

**Special Teams Tackles:** 3 in 2018.
**Miscellaneous Tackles:** 1 in 2018.

### 100-YARD RUSHING GAMES (1)

| DATE | OPPONENT | ATT | YDS | AVG | LG | TD |
|---|---|---|---|---|---|---|
| 12/16/18 | at Minnesota | 12 | 123 | 10.3 | 75t | 1 |

### 2018 GAME-BY-GAME STATS (MIAMI)

| DATE | OPPONENT | P/S | ATT | YDS | AVG | LG | TD |
|---|---|---|---|---|---|---|---|
| 09/09 | TENNESSEE | | INACTIVE | | | | |
| 09/16 | at N.Y. Jets | | INACTIVE | | | | |
| 09/23 | OAKLAND | | INACTIVE | | | | |
| 09/30 | at New England | 1/0 | 1 | 3 | 3.0 | 3 | 0 |
| 10/07 | at Cincinnati | 1/0 | 1 | 2 | 2.0 | 2 | 0 |
| 10/14 | CHICAGO | | INACTIVE | | | | |
| 10/21 | DETROIT | 1/0 | 0 | 0 | 0.0 | - | 0 |
| 10/25 | at Houston | 1/0 | 1 | 5 | 5.0 | 5 | 0 |
| 11/04 | N.Y. JETS | 1/0 | 1 | -2 | -2.0 | -2 | 0 |
| 11/11 | at Green Bay | 1/0 | 0 | 0 | 0.0 | - | 0 |
| 11/25 | at Indianapolis | 1/0 | 0 | 0 | 0.0 | - | 0 |
| 12/02 | BUFFALO | 1/0 | 4 | 3 | 0.8 | 8 | 0 |
| 12/09 | NEW ENGLAND | 1/0 | 0 | 0 | 0.0 | - | 0 |
| 12/16 | at Minnesota | 1/0 | 12 | 123 | 10.3 | 75t | 1 |
| 12/23 | JACKSONVILLE | 1/0 | 4 | 10 | 2.5 | 6 | 0 |
| 12/30 | at Buffalo | 1/0 | 12 | 47 | 3.9 | 16 | 0 |
| **2018 TOTALS** | | **12/0** | **36** | **191** | **5.3** | **75t** | **1** |

# 17 BRICE BUTLER

WIDE RECEIVER // 6-3 // 211 // SAN DIEGO STATE '13
ACQUIRED: FA, '18
HOMETOWN: NORCROSS, GA. // BORN: 1/29/90
NFL: SEVENTH SEASON // DOLPHINS: SECOND SEASON

## NFL CAREER

### TRANSACTIONS:

- Signed by Miami on Nov. 15, 2018.
- Released by Dallas on Oct. 22, 2018.
- Signed by Dallas on Sept. 18, 2018.
- Released by Arizona on Sept. 1, 2018.
- Signed by Arizona as an unrestricted free agent from Dallas on April 2, 2018.
- Traded from Oakland to Dallas on Sept. 16, 2015.
- 7th-round pick (209th overall) by Oakland in the 2013 NFL draft.

### CAREER HIGHLIGHTS:

- Played in 69 career games with 8 starts.
- 79 receptions for 1,237 yards (15.7 avg.) and 9 TDs.
- 1 special teams fumble recovery.

### 2018 (ARIZONA/DALLAS/MIAMI):

- Played in 6 games with 1 start for Miami.
- 6 receptions for 60 yards (10.0 avg.) and 1 TD for Miami.
- Signed by Miami on Nov. 15.
- Released by Dallas on Oct. 22.
- Played in 2 games for Dallas but did not record any stats.
- Inactive for 2 games for Dallas.
- Dressed but did not play in 1 game with Dallas.
- Signed by Dallas on Sept. 18.
- Released by Arizona on Sept. 1.
- Spent the entire offseason and traning camp with Arizona.

**VS. BUFFALO (12/2):** 4 receptions for 25 yards (6.3 avg.).
- Made 1st start and 1st reception as a member of the Dolphins.

**VS. NEW ENGLAND (12/9):** 1 reception for 23 yards (23.0 avg.) and 1 TD.
- Caught a 23-yard TD pass from QB Ryan Tannehill in the 3rd quarter to give Miami a 28-27 lead.
- It was his 1st TD as a member of the Dolphins.

**AT MINNESOTA (12/16):** 1 reception for 12 yards (12.0 avg.).

### 2017 (DALLAS):

- Played in 13 games.
- Inactive for 3 games
- 15 receptions for 317 yards (21.1 avg.) and 3 TDs.

**AT ARIZONA (9/25):** 2 receptions for 90 yards (45.0 avg.) and 1 TD.
- Caught a 37-yard TD pass from QB Dak Prescott to go ahead 21-14 in the 4th quarter.

**VS. L.A. RAMS (10/1):** 2 receptions for 12 yards (6.0 avg.) and 1 TD.
- Scored on a 10-yard pass from QB Dak Prescott in the 2nd quarter.

**AT PHILADELPHIA (12/31):** 2 receptions for 50 yards (25.0 avg.) and 1 TD.
- Scored the game's only TD on a 20-yard pass from QB Dak Prescott with 5:48 remaining in the game.

### 2016 (DALLAS):

- Played in all 16 games with 3 starts.
- 16 receptions for 219 yards (13.7 avg.) and 3 TDs.

**AT SAN FRANCISCO (10/2):** 5 receptions for 41 yards (8.2 avg.) and 1 TD.
- Caught a 4-yard TD pass from QB Dak Prescott to tie the score at 14 with 1:38 remaining in the 2nd quarter.

**AT GREEN BAY (10/16):** 1 reception for 20 yards and 1 TD.
- Hauled in a 20-yard TD pass from QB Dak Prescott with 0:33 left in the 2nd quarter.

**VS. BALTIMORE (11/20):** 2 receptions for 49 yards (24.5 avg.).
- His 49 receiving yards were a season high.

### POSTSEASON:

**NFC DIVISIONAL VS. GREEN BAY (1/15):** Played but did not record any stats.

### 2015 (OAKLAND/DALLAS):

- Played in 7 games with 2 starts for Dallas.
- Inactive for 8 games with Dallas.
- 12 receptions for 258 yards (21.5 avg.) with Dallas.
- Traded from Oakland to Dallas on Sept. 16.
- Inactive for 1 game with Oakland.

**AT BUFFALO (12/27):** 4 receptions for 74 yards (18.5 avg.).

**VS. WASHINGTON (1/3):** 4 receptions for 60 yards (15.0 avg.).

### 2014 (OAKLAND):

- Played in 15 games.
- Inactive for 1 game.
- 21 receptions for 280 yards (13.3 avg.) and 2 TDs.

**VS. SAN DIEGO (10/12):** 3 receptions for 64 yards

(21.3 avg.) and 1 TD.
- Caught a 47-yard TD pass from QB Derek Carr to give Oakland a 21-14 lead in the 3rd quarter.
- It was his 1st NFL TD reception.

**VS. ARIZONA (10/19):** 1 reception for 55 yards.

**VS. DENVER (11/9):** 2 receptions for 12 yards (6.0 avg.) and 1 TD.
- Caught a 5-yard TD pass from QB Derek Carr in the 2nd quarter.

### 2013 (OAKLAND):
- Played in 10 games.
- Inactive for 5 games.
- Dressed but did not play in 1 game.
- 9 receptions for 103 yards (11.4 avg.).
- 1 special teams fumble recovery.

**AT INDIANAPOLIS (9/8):** 1 reception for 8 yards.
- Made his NFL debut.

**VS. JACKSONVILLE (9/15):** 2 receptions for 10 yards (5.0 avg.).

**AT DENVER (9/23):** 3 receptions for 54 yards (18.0 avg.).
- Made his 1st NFL start.

## BEFORE THE NFL

### COLLEGE (SAN DIEGO STATE):
- 1-year letterman (2012).
- Graduate transfer from USC following his junior season (2011).
- 3-year letterman at USC (2009-11).

**CAREER:** Played in all 13 games with 8 starts at San Diego State; 24 receptions for 347 yards (14.5 avg.) and 4 TDs.
- Played in 36 games with 3 starts at USC; 41 receptions for 554 yards (13.5 avg.) and 3 TDs.

**SENIOR (2012 AT SAN DIEGO STATE):** Played in all 13 games with 8 starts; 24 receptions for 347 yards (14.5 avg.) and 4 TDs.
- Had at least 1 catch in final 11 games.

**JUNIOR (2011 AT USC):** Played in 11 games with 2 starts; 12 receptions for 150 yards (12.5 avg.).

**SOPHOMORE (2010 AT USC):** Played in 12 games; 9 receptions for 112 yards (12.4 avg.) and 1 TD.
- 1 solo tackle.

**REDSHIRT FRESHMAN (2009 AT USC):** Played in all 13 games with 1 start; 20 receptions for 292 yards (14.6 avg.) and 2 TDs.
- Pac-10 All-Freshman Team.
- Redshirted in 2008.

### HIGH SCHOOL (NORCROSS HS – NORCROSS, GA.)

**SENIOR (2007):** 1,186 receiving yards and 15 TDs.
- All-American.

**JUNIOR (2006):** 35 receptions for 680 yards (19.4 avg.) and 9 TDs.

## OFF THE FIELD

### PERSONAL:
- His father, Bobby, was an All-American cornerback at Florida State and played for 12 years (1981-92) in the NFL with the Atlanta Falcons.
- **MAJOR:** Public policy, management and planning.

## BRICE BUTLER'S NFL REGULAR SEASON STATS

| | | | | RECEIVING | | | | | RUSHING | | | | |
|---|---|---|---|---|---|---|---|---|---|---|---|---|---|
| YEAR | TEAM | GP | GS | REC | YDS | AVG | LG | TD | ATT | YDS | AVG | LG | TD |
| 2013 | OAKLAND | 10 | 2 | 9 | 103 | 11.4 | 29 | 0 | 0 | 0 | 0.0 | - | 0 |
| 2014 | OAKLAND | 15 | 0 | 21 | 280 | 13.3 | 55 | 2 | 0 | 0 | 0.0 | - | 0 |
| 2015 | DALLAS | 7 | 2 | 12 | 258 | 21.5 | 67 | 0 | 0 | 0 | 0.0 | - | 0 |
| 2016 | DALLAS | 16 | 3 | 16 | 219 | 13.7 | 41 | 3 | 0 | 0 | 0.0 | - | 0 |
| 2017 | DALLAS | 13 | 0 | 15 | 317 | 21.1 | 53 | 3 | 0 | 0 | 0.0 | - | 0 |
| 2018 | DALLAS | 2 | 0 | 0 | 0 | 0.0 | - | 0 | 0 | 0 | 0.0 | - | 0 |
| | MIAMI | 6 | 1 | 6 | 60 | 10.0 | 23t | 1 | 0 | 0 | 0.0 | - | 0 |
| | **NFL TOTALS** | **69** | **8** | **79** | **1237** | **15.7** | **67** | **9** | **0** | **0** | **0.0** | **-** | **0** |

## BRICE BUTLER'S NFL PLAYOFF STATS

| | | | | RECEIVING | | | | | RUSHING | | | | |
|---|---|---|---|---|---|---|---|---|---|---|---|---|---|
| YEAR | TEAM | GP | GS | REC | YDS | AVG | LG | TD | ATT | YDS | AVG | LG | TD |
| 2016 | DALLAS | 1 | 0 | 0 | 0 | 0.0 | - | 0 | 0 | 0 | 0.0 | - | 0 |
| | **PLAYOFF TOTALS** | **1** | **0** | **0** | **0** | **0.0** | **-** | **0** | **0** | **0** | **0.0** | **-** | **0** |

## ADDITIONAL STATS

**Special Teams Fumble Recoveries:** 1 in 2013.

**Miscellaneous Tackles:** (Oakland) 1 in 2014, (Dallas) 1 in 2017 for total of 2.

## SINGLE-GAME CAREER HIGHS

| | | |
|---|---|---|
| **Receptions:** | 5 | at San Francisco, 10/2/16 |
| **Receiving Yards:** | 90 | at Arizona, 9/25/17 |
| **Longest Rec.:** | 67 | at New Orleans, 10/4/15 |
| **TD Receptions:** | 1 | 9 times, last: vs. New England, 12/9/18 |

## 2013 GAME-BY-GAME STATS (OAKLAND)

| DATE | OPPONENT | P/S | REC | YDS | AVG | LG | TD |
|---|---|---|---|---|---|---|---|
| 09/08 | at Indianapolis | 1/0 | 1 | 8 | 8.0 | 8 | 0 |
| 09/15 | JACKSONVILLE | 1/0 | 2 | 10 | 5.0 | 9 | 0 |
| 09/23 | at Denver | 1/1 | 3 | 54 | 18.0 | 29 | 0 |
| 09/29 | WASHINGTON | 1/1 | 1 | 6 | 6.0 | 6 | 0 |
| 10/06 | SAN DIEGO | 1/0 | 1 | 20 | 20.0 | 20 | 0 |
| 10/13 | at Kansas City | 1/0 | 1 | 5 | 5.0 | 5 | 0 |
| 10/27 | PITTSBURGH | 1/0 | 0 | 0 | 0.0 | - | 0 |
| 11/03 | PHILADELPHIA | | INACTIVE | | | | |
| 11/10 | at N.Y. Giants | | DID NOT PLAY | | | | |
| 11/17 | at Houston | 1/0 | 0 | 0 | 0.0 | - | 0 |
| 11/24 | TENNESSEE | 1/0 | 0 | 0 | 0.0 | - | 0 |
| 11/28 | at Dallas | | INACTIVE | | | | |
| 12/08 | at N.Y. Jets | 1/0 | 0 | 0 | 0.0 | - | 0 |
| 12/15 | KANSAS CITY | | INACTIVE | | | | |
| 12/22 | at San Diego | | INACTIVE | | | | |
| 12/29 | DENVER | | INACTIVE | | | | |
| **2013 TOTALS** | | **10/2** | **9** | **103** | **11.4** | **29** | **0** |

## 2014 GAME-BY-GAME STATS (OAKLAND)

| DATE | OPPONENT | P/S | REC | YDS | AVG | LG | TD |
|---|---|---|---|---|---|---|---|
| 09/07 | at N.Y. Jets | | INACTIVE | | | | |
| 09/14 | HOUSTON | 1/0 | 1 | -2 | -2.0 | -2 | 0 |
| 09/21 | at New England | 1/0 | 0 | 0 | 0.0 | - | 0 |
| 09/28 | MIAMI | 1/0 | 2 | 30 | 15.0 | 15 | 0 |
| 10/12 | SAN DIEGO | 1/0 | 3 | 64 | 21.3 | 47t | 1 |
| 10/19 | ARIZONA | 1/0 | 1 | 55 | 55.0 | 55 | 0 |
| 10/26 | at Cleveland | 1/0 | 1 | 9 | 9.0 | 9 | 0 |
| 11/02 | at Seattle | 1/0 | 2 | 20 | 10.0 | 12 | 0 |
| 11/09 | DENVER | 1/0 | 2 | 12 | 6.0 | 7 | 1 |
| 11/16 | at San Diego | 1/0 | 1 | 15 | 15.0 | 15 | 0 |
| 11/20 | KANSAS CITY | 1/0 | 2 | 21 | 10.5 | 11 | 0 |
| 11/30 | at St. Louis | 1/0 | 2 | 27 | 13.5 | 17 | 0 |
| 12/07 | SAN FRANCISCO | 1/0 | 0 | 0 | 0.0 | - | 0 |
| 12/14 | at Kansas City | 1/0 | 3 | 23 | 7.7 | 13 | 0 |
| 12/21 | BUFFALO | 1/0 | 0 | 0 | 0.0 | - | 0 |
| 12/28 | at Denver | 1/0 | 1 | 6 | 6.0 | 6 | 0 |
| **2014 TOTALS** | | **15/0** | **21** | **280** | **13.3** | **55** | **2** |

## 2015 GAME-BY-GAME STATS (OAKLAND/DALLAS)

| DATE | OPPONENT | P/S | REC | YDS | AVG | LG | TD |
|---|---|---|---|---|---|---|---|
| 09/13 | CINCINNATI | | INACTIVE | | | | |
| **OAKLAND TOTALS** | | **0/0** | **0** | **0** | **0.0** | **-** | **0** |
| 09/20 | at Philadelphia | 1/0 | 0 | 0 | 0.0 | - | 0 |
| 09/27 | ATLANTA | 1/0 | 0 | 0 | 0.0 | - | 0 |
| 10/04 | at New Orleans | 1/0 | 1 | 67 | 67.0 | 67 | 0 |
| 10/11 | NEW ENGLAND | | INACTIVE | | | | |
| 10/25 | at N.Y. Giants | 1/1 | 2 | 41 | 20.5 | 26 | 0 |
| 11/01 | SEATTLE | | INACTIVE | | | | |
| 11/08 | PHILADELPHIA | | INACTIVE | | | | |
| 11/15 | at Tampa Bay | | INACTIVE | | | | |
| 11/22 | at Miami | | INACTIVE | | | | |
| 11/26 | CAROLINA | | INACTIVE | | | | |
| 12/07 | at Washington | | INACTIVE | | | | |
| 12/13 | at Green Bay | | INACTIVE | | | | |
| 12/19 | N.Y. JETS | 1/0 | 1 | 16 | 16.0 | 16 | 0 |
| 12/27 | at Buffalo | 1/0 | 4 | 74 | 18.5 | 34 | 0 |
| 01/03 | WASHINGTON | 1/1 | 4 | 60 | 15.0 | 24 | 0 |
| **DALLAS TOTALS** | | **7/2** | **12** | **258** | **21.5** | **67** | **0** |
| **2015 TOTALS** | | **7/2** | **12** | **258** | **21.5** | **67** | **0** |

## 2016 GAME-BY-GAME STATS (DALLAS)

| DATE | OPPONENT | P/S | REC | YDS | AVG | LG | TD |
|---|---|---|---|---|---|---|---|
| 09/11 | N.Y. GIANTS | 1/0 | 1 | 16 | 16.0 | 16 | 0 |
| 09/18 | at Washington | 1/0 | 0 | 0 | 0.0 | - | 0 |
| 09/25 | CHICAGO | 1/0 | 0 | 0 | 0.0 | - | 0 |
| 10/02 | at San Francisco | 1/1 | 5 | 41 | 8.2 | 14 | 1 |
| 10/09 | CINCINNATI | 1/1 | 2 | 20 | 10.0 | 13 | 0 |
| 10/16 | at Green Bay | 1/1 | 1 | 20 | 20.0 | 20t | 1 |
| 10/30 | PHILADELPHIA | 1/0 | 1 | 19 | 19.0 | 19 | 0 |
| 11/06 | at Cleveland | 1/0 | 1 | 9 | 9.0 | 9 | 0 |
| 11/13 | at Pittsburgh | 1/0 | 0 | 0 | 0.0 | - | 0 |
| 11/20 | BALTIMORE | 1/0 | 2 | 49 | 24.5 | 41 | 0 |
| 11/24 | WASHINGTON | 1/0 | 0 | 0 | 0.0 | - | 0 |
| 12/01 | at Minnesota | 1/0 | 0 | 0 | 0.0 | - | 0 |
| 12/11 | at N.Y. Giants | 1/0 | 0 | 0 | 0.0 | - | 0 |
| 12/18 | TAMPA BAY | 1/0 | 1 | 21 | 21.0 | 21 | 0 |
| 12/26 | DETROIT | 1/0 | 1 | 21 | 21.0 | 21t | 1 |
| 01/01 | at Philadelphia | 1/0 | 1 | 3 | 3.0 | 3 | 0 |
| **2016 TOTALS** | | **16/0** | **16** | **219** | **13.7** | **41** | **3** |

| DATE | OPPONENT | P/S | REC | YDS | AVG | LG | TD |
|---|---|---|---|---|---|---|---|
| 01/15 | GREEN BAY* | 1/0 | 0 | 0 | 0.0 | - | 0 |

*** NFC Divisional game*

## 2017 GAME-BY-GAME STATS (DALLAS)

| DATE | OPPONENT | P/S | REC | YDS | AVG | LG | TD |
|---|---|---|---|---|---|---|---|
| 09/10 | N.Y. GIANTS | 1/0 | 1 | 30 | 30.0 | 30 | 0 |
| 09/17 | at Denver | 1/0 | 1 | 18 | 18.0 | 18 | 0 |
| 09/25 | at Arizona | 1/0 | 2 | 90 | 45.0 | 53 | 1 |
| 10/01 | L.A. RAMS | 1/0 | 2 | 12 | 6.0 | 10t | 1 |
| 10/08 | GREEN BAY | 1/0 | 2 | 57 | 28.5 | 49 | 0 |
| 10/22 | at San Francisco | 1/0 | 0 | 0 | 0.0 | - | 0 |
| 10/29 | at Washington | 1/0 | 0 | 0 | 0.0 | - | 0 |
| 11/05 | KANSAS CITY | 1/0 | 1 | 6 | 6.0 | 6 | 0 |
| 11/12 | at Atlanta | 1/0 | 1 | 30 | 30.0 | 30 | 0 |
| 11/19 | PHILADELPHIA | 1/0 | 2 | 19 | 9.5 | 12 | 0 |
| 11/23 | L.A. CHARGERS | 1/0 | 1 | 5 | 5.0 | 5 | 0 |
| 11/30 | WASHINGTON | 1/0 | 0 | 0 | 0.0 | - | 0 |
| 12/10 | at N.Y. Giants | | INACTIVE | | | | |
| 12/17 | at Oakland | | INACTIVE | | | | |
| 12/24 | SEATTLE | | INACTIVE | | | | |
| 12/31 | at Philadelphia | 1/0 | 2 | 50 | 25.0 | 30 | 1 |
| **2017 TOTALS** | | **13/0** | **15** | **317** | **21.1** | **53** | **3** |

## 2018 GAME-BY-GAME STATS (DALLAS/MIAMI)

| DATE | OPPONENT | P/S | REC | YDS | AVG | LG | TD |
|---|---|---|---|---|---|---|---|
| 09/09 | at Carolina | | NOT ON ROSTER | | | | |
| 09/16 | N.Y. GIANTS | | NOT ON ROSTER | | | | |
| 09/23 | at Seattle | | INACTIVE | | | | |
| 09/30 | DETROIT | | DID NOT PLAY | | | | |
| 10/07 | at Houston | 1/0 | 0 | 0 | 0.0 | - | 0 |
| 10/14 | JACKSONVILLE | | INACTIVE | | | | |
| 10/21 | at Washington | 1/0 | 0 | 0 | 0.0 | - | 0 |
| **DALLAS TOTALS** | | **2/0** | **0** | **0** | **0.0** | **-** | **0** |
| 10/25 | at Houston | | NOT ON ROSTER | | | | |
| 11/04 | N.Y. JETS | | NOT ON ROSTER | | | | |
| 11/11 | at Green Bay | | NOT ON ROSTER | | | | |
| 11/25 | at Indianapolis | 1/0 | 0 | 0 | 0.0 | - | 0 |
| 12/02 | BUFFALO | 1/1 | 4 | 25 | 6.3 | 14 | 0 |
| 12/09 | NEW ENGLAND | 1/0 | 1 | 23 | 23.0 | 23t | 1 |
| 12/16 | at Minnesota | 1/0 | 1 | 12 | 12.0 | 12 | 0 |
| 12/23 | JACKSONVILLE | 1/0 | 0 | 0 | 0.0 | - | 0 |
| 12/30 | at Buffalo | 1/0 | 0 | 0 | 0.0 | - | 0 |
| **MIAMI TOTALS** | | **6/1** | **6** | **60** | **10.0** | **23t** | **1** |
| **2018 TOTALS** | | **8/1** | **6** | **60** | **10.0** | **23t** | **1** |



# 95 TANK CARRADINE

DEFENSIVE END // 6-4 // 267 // FLORIDA STATE '13
ACQUIRED: FA, '19
HOMETOWN: CINCINNATI, OHIO // BORN: 2/18/90
NFL: FIFTH SEASON // DOLPHINS: FIRST SEASON

## NFL CAREER

### TRANSACTIONS:

- Signed by Miami on Feb. 15, 2019.
- Released by Oakland on Oct. 6, 2018.
- Signed by Oakland as an unrestricted free agent from San Francisco on March 17, 2018.
- 2nd-round pick (40th overall) by San Francisco in the 2013 NFL draft.

### CAREER HIGHLIGHTS:

- Played in 45 career games with 8 starts.
- 77 tackles (55 solo), 5.5 sacks and 1 forced fumble.

### 2018 (OAKLAND):

- Played in 1 game.
- Inactive for 3 games.
- Released by Oakland on Oct. 6.
- 1 solo tackle.

**AT DENVER (9/16):** 1 solo tackle.

- Made his Raiders debut.

### 2017 (SAN FRANCISCO):

- Played in 8 games with 7 starts.
- Missed 7 games after being placed on injured reserve on Sept. 25 and activated on Nov. 25.
- Inactive for 1 game.
- 19 tackles (14 solo) and 1.5 sacks.

**AT SEATTLE (9/17):** 3 tackles (2 solo) and 1 sack.

- Sacked QB Russell Wilson for a loss of 8 yards in the 1st quarter.

**VS. TENNESSEE (12/17):** 1 solo tackle and 0.5 sacks.

- Split a sack on QB Marcus Mariota for a loss of 3 yards in the 1st quarter.

**VS. JACKSONVILLE (12/24):** 4 solo tackles.

### 2016 (SAN FRANCISCO):

- Played in 13 games.
- Inactive for 3 games.
- 18 tackles (10 solo).

**VS. NEW ORLEANS (11/6):** 4 tackles (3 solo).
**VS. NEW ENGLAND (11/20):** 3 tackles (2 solo).
**AT ATLANTA (12/18):** 3 tackles (1 solo).

### 2015 (SAN FRANCISCO):

- Played in 14 games with 1 start.
- Dressed but did not play in 1 game.
- Inactive for 1 game.
- 22 tackles (14 solo), 1 sack and 1 forced fumble.

**VS. MINNESOTA (9/14):** 1 solo tackle and 1 sack.

- Sacked QB Teddy Bridgewater for a 10-yard loss in the 2nd quarter.

**AT ARIZONA (9/27):** 2 tackles (1 solo) and 1 forced fumble.

**VS. CINCINNATI (12/20):** Played but did not record any stats.

- Made his 1st NFL start.

### 2014 (SAN FRANCISCO):

- Played in 9 games.
- Inactive for 7 games.
- 17 tackles (16 solo) and 3 sacks.

**VS. CHICAGO (9/14):** Played but did not record any stats.

- Made his NFL debut.

**AT SEATTLE (12/14):** 2 solo tackles and 2 sacks.

- Recorded his 1st career sack in the 4th quarter by bringing down QB Russell Wilson for a 7-yard loss.

**VS. ARIZONA (12/28):** 3 solo tackles and 1 sack.

- Sacked QB Ryan Lindley for an 8-yard loss in the 2nd quarter.

### 2013 (SAN FRANCISCO):

- Inactive for 5 games.
- Missed 8 games after being placed on the reserve/non-football injury list on Aug. 27 and activated on Oct. 29.
- Missed the final 3 games after being placed on injured reserve on Dec. 10.

## BEFORE THE NFL

### COLLEGE (FLORIDA STATE):

- 2-year letterman (2011-12) and 1-year starter.
- Transferred from Butler (Kan.) Community College following his sophomore season (2010).

**CAREER (AT FLORIDA STATE):** Played in 25 games with 11 starts; 118 tackles (71 solo), 16.5 sacks and 1 forced fumble.

**SENIOR (2012 AT FLORIDA STATE):** Played in 12 games with 11 starts; 80 tackles (47 solo), 11 sacks and 1 forced fumble.

- 1st-team All-ACC.
- 3rd-team All-American.
- Finalist for the Ted Hendricks Award (nation's top defensive end).

- His 80 tackles and 11 sacks both ranked 2nd on the team.

**JUNIOR (2011 AT FLORIDA STATE):** Played in all 13 games; 38 tackles (24 solo) and 5.5 sacks.
- His 5.5 sacks ranked 3rd on the team and tied for 10th in the ACC.

**SOPHOMORE (2010 AT BUTLER CC):** Played in 11 games; 109 tackles (78 solo), 16 sacks, 1 interception, 2 passes defensed, 3 forced fumbles and 5 fumble recoveries.
- 1st-team NJCAA All-American.
- His 16 sacks led the NJCAA.
- Helped his team reach the NJCAA national championship game.

**TRUE FRESHMAN (2009):** Played in 11 games; 90 tackles, 10 sacks and 2 forced fumbles.

### HIGH SCHOOL (TAFT HS – CINCINNATI, OHIO)

## OFF THE FIELD

### COMMUNITY:
- Visits summer camps for kid with Down syndrome.
- Fed families for Thanksgiving in 2013-15.
- Visited Haiti in conjunction with Convoy of Hope in 2015, working together to teach healthy eating habits and sustainable agriculture techniques to local families.

### PERSONAL:
- Full name is Cornellius Carradine.
- **PRONUNCIATION:** Last name is pronounced CARE-uh-deen.
- **MAJOR:** Sociology.

## TANK CARRADINE'S NFL REGULAR SEASON STATS

| | | | | TACKLES | | | | | INTERCEPTIONS | | | | | FUMBLES | |
|---|---|---|---|---|---|---|---|---|---|---|---|---|---|---|---|
| YEAR | TEAM | GP | GS | TOT | SOLO | ASST | SK | YDS | INT | YDS | LG | TD | PD | FF | FR |
| 2013 | SAN FRANCISCO | | | INJURED RESERVE | | | | | | | | | | | |
| 2014 | SAN FRANCISCO | 9 | 0 | 17 | 16 | 1 | 3.0 | 24.0 | 0 | 0 | 0 | 0 | 0 | 0 | 0 |
| 2015 | SAN FRANCISCO | 14 | 1 | 22 | 14 | 8 | 1.0 | 10.0 | 0 | 0 | 0 | 0 | 0 | 1 | 0 |
| 2016 | SAN FRANCISCO | 13 | 0 | 18 | 10 | 8 | 0.0 | 0.0 | 0 | 0 | 0 | 0 | 0 | 0 | 0 |
| 2017 | SAN FRANCISCO | 8 | 7 | 19 | 14 | 5 | 1.5 | 9.5 | 0 | 0 | 0 | 0 | 0 | 0 | 0 |
| 2018 | OAKLAND | 1 | 0 | 1 | 1 | 0 | 0.0 | 0.0 | 0 | 0 | 0 | 0 | 0 | 0 | 0 |
| | **NFL TOTALS** | **45** | **8** | **77** | **55** | **22** | **5.5** | **43.5** | **0** | **0** | **0** | **0** | **0** | **1** | **0** |

### SINGLE-GAME CAREER HIGHS

| | | |
|---|---|---|
| **Tackles:** | 6 | vs. Green Bay, 10/4/15 |
| **Sacks:** | 2 | at Seattle, 12/14/14 |
| **Forced Fumbles:** | 1 | at Arizona, 9/27/15 |

# 36 JALEN DAVIS

**CORNERBACK // 5-10 // 185 // UTAH STATE '18**
**ACQUIRED: FA, '18**
**HOMETOWN: LA MESA, CALIF. // BORN: 2/2/96**
**NFL: FIRST SEASON // DOLPHINS: FIRST SEASON**

## NFL CAREER

### TRANSACTIONS:
- Promoted from Miami's practice squad on Dec. 8, 2018.
- Signed to Miami's practice squad on Sept. 3, 2018
- Waived by Miami on Sept. 1, 2018.
- Signed by Miami as an undrafted college free agent on May 10, 2018.

### CAREER HIGHLIGHTS:
- Played in 3 career games.
- 6 tackles (5 solo), 1 sack and 1 forced fumble.

### 2018 (MIAMI):
- Played in 3 games.
- 6 tackles (5 solo), 1 sack and 1 forced fumble.
- Dressed but did not play in 1 game.
- Promoted from Miami's practice squad on Dec. 8.

**VS. NEW ENGLAND (12/9):** Played 1 defensive snap and 1 special teams snap, but did not record any stats.
- Made his NFL debut.

**VS. JACKSONVILLE (12/23):** 2 solo tackles, 1 sack and 1 forced fumble.
- Sacked QB Cody Kessler on 3rd-and-9 for a loss of 5 yards in the 3rd quarter. It was his 1st career tackle and sack.

- Forced a WR Rashad Greene fumble in the 4th quarter.

**AT BUFFALO (12/30):** 4 tackles (3 solo).

## BEFORE THE NFL

### COLLEGE (UTAH STATE):

- 4-year starter (2014-17).

**CAREER:** Started 49 games; 181 tackles (123 solo), 8 sacks, 11 interceptions, 48 passes defensed and 4 forced fumbles.

- Left school as the program's all-time career leader in passes defensed (48), 2nd in games started (49) and interception return yards (242) and 4th in interceptions (11).

**SENIOR (2017):** Started all 13 games; 33 tackles (24 solo), 4 sacks, 5 interceptions, 20 passes defensed and 1 forced fumble.

- 1st-team All-American.
- 1st-team All-Mountain West.
- Semifinalist for the Jim Thorpe Award (nation's top defensive back).
- His 120 interception return yards were 6th in school history.
- Had 3 interceptions returned for TDs, including 2 in the same game vs. BYU (Sept. 29), which set a school record.
- His 5 interceptions and 20 passes defensed both led the team.

**JUNIOR (2016):** Started 10 games; 37 tackles (24 solo), 2 sacks, 1 interception, 8 passes defensed and 1 forced fumble.

- His 8 passes defensed led the team.

**SOPHOMORE (2015):** Started all 13 games; 51 tackles (32 solo), 1 sack, 3 interceptions, 11 passes defensed and 1 forced fumble.

- 3rd-team All-Mountain West.
- His 11 passes defensed led the team.

**TRUE FRESHMAN (2014):** Started 13 games; 60 tackles (43 solo), 1 sack, 2 interceptions, 9 passes defensed and 1 forced fumble.

- True Freshman All-American.
- Became the 1st true freshman in school history to start the season opener at cornerback.

### HIGH SCHOOL (HELIX HS – LA MESA, CALIF.)

- Played wide receiver and defensive back.
- Also competed in track and field.

**SENIOR (2013):** 48 receptions for 649 yards (13.5 avg.) and 4 TDs; 17 punt returns for 348 yards (20.5 avg.) and 4 TDs; 10 kickoff returns for 379 yards (37.9 avg.) and 2 TDs.

- League defensive player of the year.
- 1st-team all-state.
- 1st-team all-region as a wide receiver.

**JUNIOR (2012):** 7 interceptions; 5 total TDs.

**SOPHOMORE (2011):** 35 tackles and 4 interceptions.

- Helped his team win a state title.

## OFF THE FIELD

### COMMUNITY:

- Participated in the 2018 Football Unites cultural tour.

### PERSONAL:

- **MAJOR:** Sociology.

## JALEN DAVIS' NFL REGULAR SEASON STATS

| | | | | TACKLES | | | | | INTERCEPTIONS | | | | | FUMBLES | |
|---|---|---|---|---|---|---|---|---|---|---|---|---|---|---|---|
| YEAR | TEAM | GP | GS | TOT | SOLO | ASST | SK | YDS | INT | YDS | LG | TD | PD | FF | FR |
| 2018 | MIAMI | 3 | 0 | 6 | 5 | 1 | 1.0 | 5.0 | 0 | 0 | 0 | 0 | 0 | 1 | 0 |
| | **NFL TOTALS** | **3** | **0** | **6** | **5** | **1** | **1.0** | **5.0** | **0** | **0** | **0** | **0** | **0** | **1** | **0** |

### SINGLE-GAME CAREER HIGHS

| | | |
|---|---|---|
| **Tackles:** | 4 | at Buffalo, 12/30/18 |
| **Sacks:** | 1 | vs. Jacksonville, 12/23/18 |
| **Forced Fumbles:** | 1 | vs. Jacksonville, 12/23/18 |

## DOLPHINS REGULAR SEASON WIN STREAKS AMONG NFL BEST

Since the 1970 NFL-AFL merger, the Dolphins and New England Patriots are the only teams to have two regular season winning streaks of 16 or more games. Miami won 16 consecutive games from 1971-73 (1 in 1971, 14 in 1972, 1 in 1973) and another 16-game streak from 1983-84 (5 in 1983, 11 in 1984). New England had a 21-game streak from 2006-08 (3 in 2006, 16 in 2007, 2 in 2008) and an 18-game streak from 2003-04 (12 in 2003, 6 in 2004). Teams that had one streak of 16 or more consecutive wins since 1970 include Indianapolis' NFL-record 23 consecutive regular season wins from 2008-09 (9 in 2008, 14 in 2009), Carolina's 18-game streak from 2014-15 (4 in 2014 and 14 in 2015) and Pittsburgh's 16-game streak from 2004-05 (14 in 2004, 2 in 2005).

# 77 JESSE DAVIS

GUARD/TACKLE // 6-6 // 325 // IDAHO '16
ACQUIRED: FA, '16
HOMETOWN: ASOTIN, WASH. // BORN: 9/15/91
NFL: THIRD SEASON // DOLPHINS: THIRD SEASON

## NFL CAREER

### TRANSACTIONS:

- Signed by Miami on Jan. 10, 2017.
- Signed to Miami's practice squad on Nov. 22, 2016.
- Released from the N.Y. Jets practice squad on Nov. 15, 2016.
- Signed to the N.Y. Jets practice squad on Nov. 1, 2016.
- Waived by the N.Y. Jets on Aug. 28, 2016.
- Signed by the N.Y. Jets on Jan. 11, 2016.
- Waived by Seattle on Aug. 31, 2015.
- Signed by Seattle as an undrafted college free agent on May 2, 2015.

### CAREER HIGHLIGHTS:

- Played in 32 career games with 26 starts.
- Was the team's only player to participate in all 920 offensive snaps in 2018.
- Became 1 of 5 players in Dolphins history to start at 3 positions on the offensive line in a season (2017) and the only 1st-year player to do so.

### 2018 (MIAMI):

- Started all 16 games.
- Was the team's only player to participate in all 920 offensive snaps.

**VS. OAKLAND (9/23):** Started at right guard.
- Protected QB Ryan Tannehill, who completed 17-of-23 passes (73.9 pct.) for 289 yards and 3 TDs.
- Played 1 defensive snap.

**VS. CHICAGO (10/14):** Started at right guard.
- Protected QB Brock Osweiler, who completed 28-of-44 passes (63.6 pct.) for 380 yards and 3 TDs.
- Blocked for a running game that had 31 carries for 161 yards (5.2 avg.).

**VS. NEW ENGLAND (12/9):** Started at right guard.
- Protected QB Ryan Tannehill, who completed 14-of-19 passes (73.7 pct.) for 265 yards and 3 TDs.
- Blocked for a running game that had 21 carries for 189 yards (9.0 avg.) and 2 TDs.

### 2017 (MIAMI):

- Played in all 16 games with 10 starts.
- Started 6 games at right guard, 2 at left guard and 2 at right tackle.
- Became 1 of 5 players in Dolphins history to start at 3 positions on the offensive line in a season and the only 1st-year player to do so.

**AT L.A. CHARGERS (9/17):** Played 22 snaps at left guard.
- Made NFL debut.

**AT BALTIMORE (10/26):** Started at left guard.
- Made first NFL start.

**VS. DENVER (12/3):** Started at right guard.
- Blocked for RB Kenyan Drake, who rushed 23 times for 120 yards (5.2 avg.) and 1 TD.
- It was the 1st 100-yard rushing game of Drake's career.

### 2016 (MIAMI/N.Y. JETS):

- Spent the season on Miami and the N.Y. Jets practice squads.
- Went to training camp with the N.Y. Jets.

### 2015 (SEATTLE):

- Went to training camp with Seattle.

## BEFORE THE NFL

### COLLEGE (IDAHO):

- 4-year letterman (2011-14) and 3-year starter.

**CAREER:** Played in 39 games with 27 starts.
- Spent first two seasons playing defense and totaled 22 tackles (10 solo), 2 passes defensed and 1 fumble recovery.
- Moved from defensive tackle to offensive tackle after his sophomore season (2012).

**SENIOR (2014):** Played in all 11 games with 9 starts at quick tackle.

**JUNIOR (2013):** Started 5 games at strong tackle.
- Moved from defensive tackle to offensive tackle during the spring.

**SOPHOMORE (2012):** Started all 12 games at defensive tackle; 13 tackles (7 solo), 1 pass defensed and 1 fumble recovery.
- Led the team with 5 quarterback hurries.

**REDSHIRT FRESHMAN (2011):** Played in all 11 games with 1 start; 9 tackles (3 solo) and 1 pass defensed.
- Redshirted in 2010.

### HIGH SCHOOL (ASOTIN HS – ASOTIN, WASH.)

- Played tight end and defensive line.
- Also participated in basketball and baseball.

**SENIOR (2009):** 10 receptions for 169 yards (16.9

avg.) and 4 TDs; 35 tackles (14 solo), 2 sacks, 1 pass defensed, 1 fumble recovery and 1 blocked punt.
- 1st-team all-state at tight end.
- 1st-team all-district at tight end.

**JUNIOR (2008):**
- 1st-team all-district.

## OFF THE FIELD

### COMMUNITY:
- Annually participated in the AARP Foundation Million Meal Pack to pack more than 1 million meals in a single day for older adults in the South Florida community.
- Participated in the 2019 DCC 5K.
- Participated in the 2018 Dolphins Cancer Challenge Golf Tournament.
- Fished in the 2017 Fins Weekend Fishing Tournament.

### PERSONAL:
- **MAJOR:** General studies.

## JESSE DAVIS' NFL REGULAR SEASON STATS

**GAMES/STARTS:** 2017: 16/10, 2018: 16/16 — **NFL TOTALS: 32/26**

### ADDITIONAL STATS
**Miscellaneous Tackles:** 1 in 2018.

# 92 JOHN DENNEY

LONG SNAPPER // 6-5 // 242 // BRIGHAM YOUNG '05
ACQUIRED: FA, '05
HOMETOWN: THORNTON, COLO. // BORN: 12/13/78
NFL: 15TH SEASON // DOLPHINS: 15TH SEASON

2010, 2012 PRO BOWL

## NFL CAREER

### TRANSACTIONS:
- Signed by Miami on Sept. 3, 2018.
- Released by Miami on Sept. 2, 2018.
- Signed by Miami as an undrafted college free agent on April 29, 2005.

### CAREER HONORS:
- 2013 Nat Moore Community Service Award.
- 2012 Pro Bowl selection.
- 2010 Pro Bowl selection.

### CAREER HIGHLIGHTS:
- Played in 224 career games.
- 49 special teams tackles (37 solo), 1 forced fumble and 3 fumble recoveries.
- Has not missed a game in his 14 NFL seasons.
- Is 1st in Dolphins history with 224 consecutive regular season games played:

**MOST CONSECUTIVE GAMES PLAYED IN DOLPHINS HISTORY**

| | PLAYER | CONS. GP | STREAK |
|---|---|---|---|
| 1. | JOHN DENNEY | 224* | 1ST (2005)-PRESENT |
| 2. | Jason Taylor | 130 | 15th (1999)-16th (2007) |
| 3. | Jim Langer | 128 | 10th (1970)-9th (1979) |
| 4. | Garo Yepremian | 127 | 2nd (1970)-16th (1978) |
| 5. | Bob Baumhower | 125 | 1st (1977)-14th (1984) |

** active streak*

- His 224 consecutive games is the longest active streak in the NFL:

**MOST CONSECUTIVE GAMES PLAYED IN NFL HISTORY (ACTIVE STREAKS)**

| | PLAYER | TEAM(S) | POS | CONS. GP |
|---|---|---|---|---|
| 1. | JOHN DENNEY | MIAMI | LS | 224 |
| 2. | L.P. Ladouceur | Dal. | LS | 221 |
| 3. | Philip Rivers | SD/LAC | QB | 209 |
| 4. | Sam Koch | Bal. | P | 208 |
| 5. | Mason Crosby | GB | K | 192 |

- His 224 games played are the 2nd-most in Dolphins history:

**MOST GAMES PLAYED IN DOLPHINS HISTORY**

| | PLAYER | GP | YEARS |
|---|---|---|---|
| 1. | Dan Marino | 242 | 1983-99 |
| 2. | JOHN DENNEY | 224* | 2005-PRESENT |
| 3. | Jason Taylor | 204 | 1997-2007, 2009, 2011 |
| 4. | Bob Kuechenberg | 196 | 1970-84 |
| 5. | Nat Moore | 183 | 1974-86 |

** active*

- He is the 2nd-oldest Dolphins player to see action in a game. This list shows the ages of the most senior players in Dolphins history when they played their last game with the team:

**OLDEST PLAYERS TO PLAY IN A GAME FOR THE DOLPHINS**

| PLAYER | YRS | DAYS |
|---|---|---|
| 1. Earl Morrall | 42 | 208 |
| **2. JOHN DENNEY*** | **40** | **17** |
| 3. Steve DeBerg | 39 | 334 |
| 4. Keith Traylor | 38 | 111 |
| 5. Dan Marino | 38 | 109 |

** active*

### 2018 (MIAMI):
- Played in all 16 games.
- 4 special teams tackles (1 solo).

**VS. TENNESSEE (9/9):** Played but did not record any stats.
- Became the NFL leader among active players for consecutive games played.

**AT INDIANAPOLIS (11/25):** Played but did not record any stats.
- Became the second-oldest player to appear in a game in Dolphins history.

**AT MINNESOTA (12/16):** Played but did not record any stats.
- Joined QB Earl Morrall as the only players in Dolphins history to play in a game aged 40 or older.

### 2017 (MIAMI):
- Played in all 16 games.
- 2 special teams tackles (1 solo).
- Helped K Cody Parkey tie the team record for best field goal percentage in a single season (91.3 pct.).

**VS. OAKLAND (11/5):** Played but did not record any stats.
- Became the 20th active NFL player and the 313th player in NFL history to play in 200 career games.
- Served as a game captain.

### 2016 (MIAMI):
- Played in all 16 games.
- 1 special teams tackle.

**POSTSEASON:**

**AFC WILD CARD AT PITTSBURGH (1/8):** Played but did not record any stats.

### 2015 (MIAMI):
- Played in all 16 games.
- 4 special teams tackles (3 solo).

### 2014 (MIAMI):
- Played in all 16 games.
- 2 special teams tackles and 1 fumble recovery.

**AT DENVER (11/23):** 1 fumble recovery.

### 2013 (MIAMI):
- Played in all 16 games.
- 4 special teams tackles (3 solo) and 1 fumble recovery.
- Helped P Brandon Field set a single-season team record with a 42.4 net punting average.

**VS. ATLANTA (9/22):** 1 fumble recovery.

**HONORS:**
- Nat Moore Community Service Award winner.

### 2012 (MIAMI):
- Played in all 16 games.
- 2 special teams tackles and 1 forced fumble.
- Helped P Brandon Field set the single-season team record with a 50.2 gross punting average.

**VS. ST. LOUIS (10/14):** 1 forced fumble.

**PRO BOWL:**
- Earned the 2nd Pro Bowl bid of his career as a coach's selection.
- Became the 1st Dolphins player to twice be selected to a Pro Bowl as a "need" player and also the first non-punting or kicking Dolphins special teams player to be twice named to an AFC Pro Bowl squad in team history.

### 2011 (MIAMI):
- Played in all 16 games.
- 4 solo special teams tackles.

### 2010 (MIAMI):
- Played in all 16 games.
- 4 solo special teams tackles.

**PRO BOWL:**
- Earned his 1st Pro Bowl bid as a coach's selection.
- Became the 2nd Dolphins "need" player selected to a Pro Bowl team in franchise history, along with linebacker Zach Thomas in 2000.
- Became only the 2nd non-punting or kicking Dolphins special teams player named to an AFC Pro Bowl squad in Dolphins history, joining special teamer Larry Izzo, a 2000 selection.

### 2009 (MIAMI):
- Played in all 16 games.
- 7 special teams tackles (6 solo)

### 2008 (MIAMI):
- Played in all 16 games.
- 4 special teams tackles (3 solo)

**POSTSEASON:**

**AFC WILD CARD VS. BALTIMORE (1/4):** 1 solo special teams tackle.

### 2007 (MIAMI):
- Played in all 16 games.
- 3 solo special teams tackles.
- Helped K Jay Feely tie the team record for best field goal percentage in a single season (91.3 pct.).

### 2006 (MIAMI):
- Played in all 16 games.
- 5 special teams tackles (4 solo) and 1 fumble recovery.

**VS. N.Y. JETS (12/25):** 1 fumble recovery.

### 2005 (MIAMI):
- Played in all 16 games.
- 4 special teams tackles (2 solo).
- Only undrafted rookie to spend all 16 games on the team's 53-man roster that season.

## BEFORE THE NFL

### COLLEGE (BRIGHAM YOUNG):

- 3-year starter (2002-04) at defensive end.

**CAREER:** Played in 32 games with 29 starts; 93 tackles (44 solo), 9 sacks, 3 passes defensed and 2 forced fumbles.

- Also handled long-snapping duties.

**SENIOR (2004):** Started 10 games; 27 tackles (13 solo), 4 sacks, 1 pass defensed and 1 forced fumble.

- Selected for the Hula Bowl.

**JUNIOR (2003):** Started all 12 games; 41 tackles (23 solo), 4 sacks, 2 passes defensed and 1 forced fumble.

**REDSHIRT SOPHOMORE (2002):** Played in 10 games with 7 starts; 25 tackles (8 solo) and 1 sack.

- Redshirted in 2001 after transferring to BYU.

**TRUE FRESHMAN: (2000 AT RICKS JUNIOR COLLEGE):** 51 tackles (21 solo) and 5 sacks.

- All-Region 18 honors.
- Helped team win the Real Dairy Bowl.

### HIGH SCHOOL (HORIZON HS – CHARLOTTE, N.C.)

- 3-year letterwinner.

**SENIOR (1996):**

- Special Teams Player of the Year.
- 1st-team all-conference.
- 2nd-team all-state.

## OFF THE FIELD

### COMMUNITY:

- 2013 Nat Moore Community Service Award winner.
- Participated in numerous hurricane relief efforts and hospital visits.
- Regularly helps out with the Dolphins Cancer Challenge (DCC) and Fins Weekend golf and fishing tournaments.
- Participated in several Dolphins community events such as backpack hand outs, serving food to the homeless, working with local schools and donating money for holiday gifts for needy families.

### PERSONAL:

- Served a 2-year Spanish-speaking church mission in Morristown, N.J.
- Has played the violin since age 5 and still plays on occasion.
- Enjoys golfing in his spare time.
- Graduated with his MBA from the University of Miami in 2016.
- Participated in the 2017 Miami Dolphins Business Combine.
- Brother, Ryan Denney, was a defensive end for Buffalo (2002-09) and Houston (2010) after the Bills selected him in the 2nd round of the 2002 NFL draft.
- Married to Christy with three sons, Austin, Brock and Wes, and two daughters, Gracie and Bailey.
- **MAJOR:** Business management.

## JOHN DENNEY'S NFL REGULAR SEASON STATS

**GAMES/STARTS:** 2005: 16/0, 2006: 16/0, 2007: 16/0, 2008: 16/0, 2009: 16/0, 2010: 16/0, 2011: 16/0, 2012: 16/0. 2013: 16/0, 2014: 16/0, 2015: 16/0, 2016: 16/0, 2017: 16/0, 2018: 16/0 **NFL TOTALS: 224/0**

## JOHN DENNEY'S NFL PLAYOFF STATS

**GAMES/STARTS:** 2008: 1/0, 2016: 1/0 **PLAYOFF TOTALS: 2/0**

## ADDITIONAL STATS

**Special Teams Tackles:** 4 in 2005, 5 in 2006, 3 in 2007, 4 in 2008, 7 in 2009, 4 in 2010, 4 in 2011, 2 in 2012, 3 in 2013, 2 in 2014, 4 in 2015, 1 in 2016, 2 in 2017, 4 in 2018 for total of 49 (P-1).

**Special Teams Forced Fumbles:** 1 in 2012.

**Special Teams Fumble Recoveries:** 1 in 2006, 1 in 2013, 1 in 2014 for total of 3.

## SINGLE-GAME CAREER HIGHS

| | | |
|---|---|---|
| **Special Teams Tackles:** | 3 | at Philadelphia, 11/15/15 |
| **Forced Fumbles:** | 1 | vs. St. Louis, 10/14/12 |
| **Fumble Recoveries:** | 1 | 3 times, last: at Denver, 11/23/14 |

## DOLPHINS HOLD NFL RECORD FOR CONSECUTIVE HOME WINS

The Dolphins own the NFL record for consecutive home games won. Over a four-year stretch from 1971-74, the team compiled 27 straight regular season wins at the Orange Bowl. The streak began in the second home game of 1971, a 41-3 decision over New England on October 17, and ended in the 1975 season-opener, a 31-21 loss to Oakland on September 22. The most recent team to threaten this mark was the Green Bay Packers, who won 25 consecutive regular season contests at Lambeau Field between 1995-98 before dropping a 37-24 decision to Minnesota on October 5, 1998. The Denver Broncos won 24 straight home games from 1996-98.

# 32 KENYAN DRAKE

RUNNING BACK // 6-1 // 211 // ALABAMA '16
ACQUIRED: D3A, '16
HOMETOWN: MARIETTA, GA. // BORN: 1/26/94
NFL: FOURTH SEASON // DOLPHINS: FOURTH SEASON

## NFL CAREER

### TRANSACTIONS:

- 3rd-round pick (73rd overall) by Miami in the 2016 NFL draft.

### CAREER HONORS:

- 2017 Week 16 NFLPA Community MVP.

### CAREER HIGHLIGHTS:

- Played in 48 career games with 14 starts.
- 286 carries for 1,358 yards (4.7 avg.) and 9 TDs.
- 94 receptions for 762 yards (8.1 avg.) and 6 TDs.
- 30 kickoff returns for 757 yards (25.2 avg.) and 1 TD.
- 9 special teams tackles (6 solo).
- Is 1 of just 6 NFL RBs to play all 48 games since 2016.
- Led the NFL with 444 rushing yards in the final 5 weeks of the 2017 season:

**NFL RUSHING LEADERS (FINAL 5 WEEKS – 2017)**

| | PLAYER | TEAM | ATT | YDS | TD |
|---|---|---|---|---|---|
| 1. | KENYAN DRAKE | MIAMI | 91 | 444 | 2 |
| 2. | Todd Gurley | L.A. Rams | 75 | 440 | 5 |
| 3. | Kareem Hunt | Kansas City | 88 | 437 | 4 |
| 4. | Marshawn Lynch | Oakland | 84 | 434 | 2 |
| 5. | C.J. Anderson | Denver | 101 | 422 | 1 |

- Tied the team record with 3 kickoff returns of at least 50 yards in a single season in 2016 after he posted kickoff returns of 96, 78 and 58 yards.
- Joined WR Jakeem Grant in 2016 as the 2nd pair of Dolphins rookies to have a kickoff and punt returned for a TD in the same season. It was just the 4th time in NFL history two different rookies on the same team combined for a kickoff and punt return for TD in the same season.

### 2018 (MIAMI):

- Played in 16 games with 7 starts.
- 120 carries for 535 yards (4.5 avg.) and 4 TDs; 53 receptions for 477 yards (9.0 avg.) and 5 TDs; 10 kickoff returns for 213 yards (21.3 avg.).
- Topped 1,000 scrimmage yards for the 1st time in his career.
- His 5 receiving TDs are tied for the most by a running back in Dolphins history.

**AT HOUSTON (10/25):** 12 carries for 58 yards (4.8 avg.) and 1 TD; 2 receptions for 37 yards (18.5 avg.) and 1 TD.

- Scored on a 12-yard TD run in the 1st quarter.
- Caught a 28-yard TD pass from WR Danny Amendola in the 3rd quarter.

**AT INDIANAPOLIS (11/25):** 8 carries for 32 yards (4.0 avg.) and 1 TD; 5 receptions for 64 yards (12.8 avg.) and 1 TD.

- Hauled in a 33-yard TD pass from QB Ryan Tannehill on Miami's 1st offensive possession of the game.
- Scored on a 14-yard TD run in the 4th quarter.

**VS. NEW ENGLAND (12/9):** 6 carries for 24 yards (4.0 avg.); 1 reception for 55 yards and 1 TD; 1 kickoff return for 22 yards.

- Ran 52 yards and scored on a double-lateral play with no time remaining to give the Dolphins a 34-33 win in what was dubbed "The Miami Miracle."

### 2017 (MIAMI):

- Played in all 16 games with 6 starts.
- 133 carries for 644 yards (4.8 avg.) and 3 TDs; 32 receptions for 239 yards (7.5 avg.) and 1 TD; 7 kickoff returns for 147 yards (21.0 avg.).
- Led the NFL with 444 rushing yards in the final 5 weeks of the 2017 season.
- His 644 yards led the team in rushing despite starting just 6 games.

**AT CAROLINA (11/13):** 7 carries for 82 yards (11.7 avg.) and 1 TD.

- Scored on a 66-yard TD run.
- The Panthers hadn't allowed a run for longer than 25 yards on the season until that one.

**VS. DENVER (12/3):** 23 carries for 120 yards (5.2 avg.) and 1 TD.

- Scored on a 42-yard carry in the 3rd quarter to extend Miami's lead.
- It was the 1st 100-yard game of his career.
- His 120 rushing yards were the most he had in a game since high school.

**VS. NEW ENGLAND (12/11):** 25 carries for 114 yards (4.6 avg.); 5 receptions for 79 yards (15.8 avg.).

- 2nd straight game with 100 yards.
- Led the team in both rushing and receiving yards.
- Became just the 3rd Dolphins player to record 100-plus rushing yards and 75-plus receiving yards in a game, joining Troy Stradford (169 rushing, 83 receiving) at Dallas on Nov. 27, 1987 and Ronnie Brown (112 rushing, 99 receiving) vs. the N.Y. Jets on Sept. 23, 2007.

### 2016 (MIAMI):

- Played in all 16 games with 1 start.
- 33 carries for 179 yards (5.4 avg.) and 2 TDs; 9 receptions for 46 yards (5.1 avg.); 13 kickoff returns for 397 yards (30.5 avg.) and 1 TD.
- Tied the team record with 3 kickoff returns of at least 50 yards in a single season in 2016 after he posted kickoff returns of 96, 78 and 58 yards.
- Joined WR Jakeem Grant as the 2nd pair of Dolphins rookies to have a kickoff and punt returned for a TD in the same season. It was just the 4th time in NFL history two different rookies on the same team combined for a kickoff and punt return for TD in the same season.

**VS. CLEVELAND (9/25):** 9 carries for 37 yards (4.1 avg.).

- Made first NFL start.

**VS. N.Y. JETS (11/6):** 2 kickoff returns for 123 yards (61.5 avg.) and 1 TD.

- Returned a kickoff 96 yards for a TD with 5:15 remaining in the 4th quarter, sealing Miami's 27-23 victory.
- Became the 6th-longest kickoff return and 2nd-longest by a rookie in Dolphins history.
- It was Miami's 1st kickoff return for a TD since Nov. 15, 2012 (Marcus Thigpen).
- Marked the latest game-winning kickoff return for a TD in an NFL game since 2003 (Kansas City's Dante Hall).

**AT BUFFALO (12/24):** 4 carries for 56 yards (14.0 avg.) and 1 TD.

- Rushed for a 45-yard TD in the 2nd quarter.

### POSTSEASON:

**AFC WILD CARD AT PITTSBURGH (1/8):** 3 kickoff returns for 101 yards (33.7 avg.).

- Returned a kickoff 58 yards in the 3rd quarter.

## BEFORE THE NFL

### COLLEGE (ALABAMA):

- 4-year letterman (2012-15)

**CAREER:** Played in 42 games with 6 starts; 233 carries for 1,495 yards (6.4 avg.) and 18 TDs; 46 receptions for 570 yards (12.4 avg.) and 4 TDs; 16 kickoff returns for 505 yards (26.6 avg.) and 1 TD.

**SENIOR (2015):** Played in 13 games with 4 starts; 77 carries for 408 yards (5.3 avg.) and 1 TD; 29 receptions for 276 yards (9.5 avg.) and 1 TD; 19 kickoff returns for 505 yards (26.6 avg.) and 1 TD.

- Totaled 19 first downs rushing and 9 first downs receiving.
- Returned a kickoff 95 yards for a TD with less than 8 minutes remaining to help win the national championship over Clemson (1/11/16).

**JUNIOR (2014):** Played in 5 games with 1 start; 22 carries for 112 yards (5.1 avg.) and 4 TDs; 5 receptions for 159 yards (31.8 avg.) and 2 TDs.

**SOPHOMORE (2013):** Played in 12 games with 1 start; 92 carries for 694 yards (7.5 avg.) and 8 TDs; 12 receptions for 135 yards (11.3 avg.) and 1 TD; 1 blocked punt and 4 special teams tackles.

- Totaled 37 first downs rushing and 7 receiving.
- Averaged 71.8 rushing yards per game in conference play.

**TRUE FRESHMAN (2012):** Played in 12 games; 42 carries for 281 yards (6.7 avg.) and 5 TDs.

- Won the national championship.

### HIGH SCHOOL (HILLGROVE HS – POWDER SPRINGS, GA.)

- Also ran track and won a state title in the 100-meter dash.

**SENIOR (2011):** 175 carries for 1,610 yards (9.2 avg.) and 18 TDs; 315 receiving yards and 5 receiving TDs; 2 kickoff return TDs.

- Georgia's Gatorade High School Player of the Year.
- All-American.
- All-state.

## OFF THE FIELD

### COMMUNITY:

- Visited Mexico in 2018 and Brazil in 2019 as a Smile Train ambassador.
- Cheered on participants in the 7th annual Dolphins Cancer Challenge in February 2017.
- Named Week 16 NFLPA Community MVP for providing a night of holiday food and fun for 125 kids at a local Boys & Girls Club in 2017.
- Regularly visits local Boys & Girls Clubs to mentor children.

### PERSONAL:

- **MAJOR:** Communications.

## KENYAN DRAKE'S NFL REGULAR SEASON STATS

| | | | | RUSHING | | | | | RECEIVING | | | | |
|---|---|---|---|---|---|---|---|---|---|---|---|---|---|
| YEAR | TEAM | GP | GS | ATT | YDS | AVG | LG | TD | REC | YDS | AVG | LG | TD |
| 2016 | MIAMI | 16 | 1 | 33 | 179 | 5.4 | 45t | 2 | 9 | 46 | 5.1 | 9 | 0 |
| 2017 | MIAMI | 16 | 6 | 133 | 644 | 4.8 | 66t | 3 | 32 | 239 | 7.5 | 47 | 1 |
| 2018 | MIAMI | 16 | 7 | 120 | 535 | 4.5 | 54t | 4 | 53 | 477 | 9.0 | 52 | 5 |
| | **NFL TOTALS** | **48** | **14** | **286** | **1358** | **4.7** | **66t** | **9** | **94** | **762** | **8.1** | **52** | **6** |

## KENYAN DRAKE'S NFL REGULAR SEASON RETURNING STATS

| | | KICKOFF RETURN | | | | | PUNT RETURN | | | | | |
|---|---|---|---|---|---|---|---|---|---|---|---|---|
| YEAR | TEAM | KR | YDS | AVG | LG | TD | PR | FC | YDS | AVG | LG | TD |
| 2016 | MIAMI | 13 | 397 | 30.5 | 96t | 1 | 0 | 0 | 0 | 0.0 | - | 0 |
| 2017 | MIAMI | 7 | 147 | 21.0 | 34 | 0 | 0 | 0 | 0 | 0.0 | - | 0 |
| 2018 | MIAMI | 10 | 213 | 21.3 | 26 | 0 | 0 | 0 | 0 | 0.0 | - | 0 |
| | **NFL TOTALS** | **30** | **757** | **25.2** | **96t** | **1** | **0** | **0** | **0** | **0.0** | **-** | **0** |

## KENYAN DRAKE'S NFL PLAYOFF STATS

| | | | | RUSHING | | | | | RECEIVING | | | | |
|---|---|---|---|---|---|---|---|---|---|---|---|---|---|
| YEAR | TEAM | GP | GS | ATT | YDS | AVG | LG | TD | REC | YDS | AVG | LG | TD |
| 2016 | MIAMI | 1 | 0 | 0 | 0 | 0.0 | 0 | 0 | 0 | 0 | 0.0 | 0 | 0 |
| | **PLAYOFF TOTALS** | **1** | **0** | **0** | **0** | **0.0** | **0** | **0** | **0** | **0** | **0.0** | **0** | **0** |

## KENYAN DRAKE'S NFL PLAYOFF RETURNING STATS

| | | KICKOFF RETURN | | | | | PUNT RETURN | | | | | |
|---|---|---|---|---|---|---|---|---|---|---|---|---|
| YEAR | TEAM | KR | YDS | AVG | LG | TD | PR | FC | YDS | AVG | LG | TD |
| 2016 | MIAMI | 3 | 101 | 33.7 | 58 | 0 | 0 | 0 | 0 | 0.0 | - | 0 |
| | **NFL TOTALS** | **3** | **101** | **33.7** | **58** | **0** | **0** | **0** | **0** | **0.0** | **-** | **0** |

## ADDITIONAL STATS

**Special Teams Tackles:** 4 in 2016 and 5 in 2017 for total of 9.

**Miscellaneous Tackles:** 1 in 2016, 1 in 2017 and 1 in 2018 for total of 3.

## SINGLE-GAME CAREER HIGHS

| | | |
|---|---|---|
| **Rushes:** | 25 | vs. New England, 12/11/17 |
| **Rushing Yards:** | 120 | vs. Denver, 12/3/17 |
| **Longest Rush:** | 66t | at Carolina, 11/13/17 |
| **Rushing TDs:** | 1 | 9 times, last: at Indianapolis, 11/25/18 |
| **Receptions:** | 7 | at Cincinnati, 10/7/18 |
| **Receiving Yards:** | 79 | vs. New England, 12/11/17 |
| **Longest Reception:** | 52t | vs. New England, 12/9/18 |
| **Receiving TDs:** | 1 | 6 times, last: vs. New England, 12/9/18 |

## 100-YARD RUSHING GAMES (2)

| DATE | OPPONENT | ATT | YDS | AVG | LG | TD |
|---|---|---|---|---|---|---|
| 12/3/17 | DENVER | 23 | 120 | 5.2 | 42t | 1 |
| 12/11/17 | NEW ENGLAND | 25 | 114 | 4.6 | 31 | 0 |

## 2016 GAME-BY-GAME STATS (MIAMI)

| DATE | OPPONENT | P/S | ATT | YDS | AVG | LG | TD |
|---|---|---|---|---|---|---|---|
| 09/11 | at Seattle | 1/0 | 0 | 0 | 0.0 | - | 0 |
| 09/18 | at New England | 1/0 | 2 | 12 | 6.0 | 7t | 1 |
| 09/25 | CLEVELAND | 1/1 | 9 | 37 | 4.1 | 11 | 0 |
| 09/29 | at Cincinnati | 1/0 | 2 | 15 | 7.5 | 12 | 0 |
| 10/09 | TENNESSEE | 1/0 | 2 | 4 | 2.0 | 6 | 0 |
| 10/16 | PITTSBURGH | 1/0 | 0 | 0 | 0.0 | - | 0 |
| 10/23 | BUFFALO | 1/0 | 0 | 0 | 0.0 | - | 0 |
| 11/06 | N.Y. JETS | 1/0 | 0 | 0 | 0.0 | - | 0 |
| 11/13 | at San Diego | 1/0 | 1 | 9 | 9.0 | 9 | 0 |
| 11/20 | at L.A. Rams | 1/0 | 1 | 2 | 2.0 | 2 | 0 |
| 11/27 | SAN FRANCISCO | 1/0 | 1 | 9 | 9.0 | 9 | 0 |
| 12/04 | at Baltimore | 1/0 | 1 | 1 | 1.0 | 1 | 0 |
| 12/11 | ARIZONA | 1/0 | 1 | 8 | 8.0 | 8 | 0 |
| 12/17 | at N.Y. Jets | 1/0 | 5 | 16 | 3.2 | 16 | 0 |
| 12/24 | at Buffalo | 1/0 | 4 | 56 | 14.0 | 45t | 1 |
| 01/01 | NEW ENGLAND | 1/0 | 4 | 10 | 2.5 | 4 | 0 |
| **2016 TOTALS** | | **16/1** | **33** | **179** | **5.4** | **45t** | **2** |

| DATE | OPPONENT | P/S | ATT | YDS | AVG | LG | TD |
|---|---|---|---|---|---|---|---|
| 01/08 | at Pittsburgh* | 1/0 | 0 | 0 | 0.0 | - | 0 |

** AFC Wild Card game*

## 2017 GAME-BY-GAME STATS (MIAMI)

| DATE | OPPONENT | P/S | ATT | YDS | AVG | LG | TD |
|---|---|---|---|---|---|---|---|
| 09/17 | at L.A. Chargers | 1/0 | 1 | -3 | -3.0 | -3 | 0 |
| 09/24 | at N.Y. Jets | 1/0 | 1 | 0 | 0.0 | 0 | 0 |
| 10/01 | NEW ORLEANS | 1/0 | 1 | 6 | 6.0 | 6 | 0 |
| 10/08 | TENNESSEE | 1/0 | 1 | 0 | 0.0 | 0 | 0 |
| 10/15 | at Atlanta | 1/0 | 0 | 0 | 0.0 | - | 0 |
| 10/22 | N.Y. JETS | 1/0 | 0 | 0 | 0.0 | - | 0 |
| 10/26 | at Baltimore | 1/0 | 6 | 22 | 3.7 | 12 | 0 |
| 11/05 | OAKLAND | 1/0 | 9 | 69 | 7.7 | 42 | 0 |
| 11/13 | at Carolina | 1/0 | 7 | 82 | 11.7 | 66t | 1 |
| 11/19 | TAMPA BAY | 1/0 | 7 | 4 | 0.6 | 6 | 0 |
| 11/26 | at New England | 1/1 | 9 | 20 | 2.2 | 13 | 0 |
| 12/03 | DENVER | 1/1 | 23 | 120 | 5.2 | 42t | 1 |
| 12/11 | NEW ENGLAND | 1/1 | 25 | 114 | 4.6 | 31 | 0 |
| 12/17 | at Buffalo | 1/1 | 16 | 78 | 4.9 | 31 | 1 |
| 12/24 | at Kansas City | 1/1 | 13 | 57 | 4.4 | 18 | 0 |
| 12/31 | BUFFALO | 1/1 | 14 | 75 | 5.4 | 32 | 0 |
| **2017 TOTALS** | | **16/6** | **133** | **644** | **4.8** | **66t** | **3** |

## 2018 GAME-BY-GAME STATS (MIAMI)

| DATE | OPPONENT | P/S | ATT | YDS | AVG | LG | TD |
|---|---|---|---|---|---|---|---|
| 09/09 | TENNESSEE | 1/1 | 14 | 48 | 3.4 | 16 | 0 |
| 09/16 | at N.Y. Jets | 1/1 | 11 | 53 | 4.8 | 20 | 1 |
| 09/23 | OAKLAND | 1/1 | 5 | 3 | 0.6 | 3 | 0 |
| 09/30 | at New England | 1/1 | 3 | 3 | 1.0 | 5 | 0 |
| 10/07 | at Cincinnati | 1/1 | 6 | 46 | 7.7 | 25 | 0 |
| 10/14 | CHICAGO | 1/0 | 13 | 57 | 4.4 | 12 | 0 |
| 10/21 | DETROIT | 1/0 | 6 | 72 | 12.0 | 54t | 1 |
| 10/25 | at Houston | 1/0 | 12 | 58 | 4.8 | 12t | 1 |
| 11/04 | N.Y. JETS | 1/0 | 3 | 9 | 3.0 | 5 | 0 |
| 11/11 | at Green Bay | 1/0 | 8 | 27 | 3.4 | 6 | 0 |
| 11/25 | at Indianapolis | 1/0 | 8 | 32 | 4.0 | 14t | 1 |
| 12/02 | BUFFALO | 1/0 | 7 | 31 | 4.4 | 20 | 0 |
| 12/09 | NEW ENGLAND | 1/0 | 6 | 24 | 4.0 | 11 | 0 |
| 12/16 | at Minnesota | 1/0 | 1 | 6 | 6.0 | 6 | 0 |
| 12/23 | JACKSONVILLE | 1/1 | 6 | 23 | 3.8 | 9 | 0 |
| 12/30 | at Buffalo | 1/1 | 11 | 43 | 3.9 | 9 | 0 |
| **2018 TOTALS** | | **16/7** | **120** | **535** | **4.5** | **54t** | **4** |

## THE MIAMI MIRACLE

On Dec. 9, 2018, the Dolphins defeated New England on a 69-yard touchdown with no time remaining, a win dubbed "The Miami Miracle." It was the first time in team history that the Dolphins won a game on a touchdown with no time remaining in the fourth quarter and the 69-yard score was the longest play to win an NFL game with no time remaining in the fourth quarter since the 1970 AFL/NFL merger.

The play began with a pass from QB Ryan Tannehill to WR Kenny Stills. Stills lateraled the ball to WR DeVante Parker, who then lateraled the ball to RB Kenyan Drake. Drake weaved through defenders and picked up a key block from G Ted Larsen before racing to the end zone for the 34-33 victory.

# 70 MICHAEL DUNN

GUARD // 6-5 // 307 // MARYLAND '17
ACQUIRED: FA, '19
HOMETOWN: BETHESDA, MD. // BORN: 8/28/94
NFL: FIRST SEASON // DOLPHINS: FIRST SEASON

## NFL CAREER

### TRANSACTIONS:

- Signed by Miami on April 9, 2019.
- Signed by the Birmingham Iron of the Alliance of American Football in Jan. 2019.
- Signed to Jacksonville's practice squad on Nov. 27, 2018.
- Released from Jacksonville's practice squad on Oct. 16, 2018.
- Signed to Jacksonville's practice squad on Sept. 19, 2018.
- Waived by Jacksonville on Sept. 1, 2018.
- Signed by Jacksonville on July 31, 2018.
- Waived by the L.A. Rams on June 5, 2018.
- Signed by the L.A. Rams on Feb. 23, 2018.
- Released from the L.A. Rams' practice squad on Sept. 5, 2017.
- Signed to the L.A. Rams' practice squad on Sept. 3, 2017.
- Waived by the L.A. Rams on Sept. 2, 2017.
- Signed by the L.A. Rams as an undrafted college free agent on June 16, 2017.

### 2019 (BIRMINGHAM-AAF/MIAMI):

- Signed by Miami on April 9.
- Played in 8 games with 7 starts for Birmingham of the Alliance of American Football.

### 2018 (L.A. RAMS/JACKSONVILLE):

- Spent 9 weeks on Jacksonville's practice squad.
- Signed by Jacksonville on July 31.
- Spent the offseason with the L.A. Rams before being waived on June 5.

### 2017 (L.A. RAMS):

- Spent the offseason and training camp with the L.A. Rams before being waived on Sept. 2.

## BEFORE THE NFL

### COLLEGE (MARYLAND):

- 4-year starter (2013-16).

**CAREER:** Started 48 games – 31 at left tackle, 9 at right guard, 7 at right tackle and 1 at left guard.
- Had a streak of 37 consecutive starts.

**SENIOR (2016):** Started 11 games – 10 at left tackle and 1 at left guard.
- Honorable mention All-Big Ten.
- Helped block for a rushing offense that eclipsed 2,500 yards for the 1st time since 2003.

**JUNIOR (2015):** Started 11 games at left tackle.
- Honorable mention All-Big Ten.
- Helped the offense average 182.5 rushing yards per game.

**SOPHOMORE (2014):** Started all 13 games – 10 at left tackle and 3 at right tackle.

**REDSHIRT FRESHMAN (2013):** Started all 13 games – 9 at right guard and 4 at right tackle.
- Blocked for a passing game that threw for 3,000 yards for the 1st time since 1994.
- Redshirted in 2012.

### HIGH SCHOOL (WALT WHITMAN HS – BETHESDA, MD.)

**SENIOR (2011):**
- Played offensive tackle and guard.
- 2nd-team all-county.

## OFF THE FIELD

### PERSONAL:

- **MAJOR:** Economics.

## DOLPHINS RAN THROUGH THE 1970s

From 1970-79, the Dolphins were the decade's most proficient rushing team. Miami totaled 23,720 rushing yards in the decade, ahead of the second place Dallas Cowboys (23,651 yards), and averaged a decade-best 4.41 yards per carry, ahead of the Buffalo Bills (4.33 avg.). Miami scored 188 touchdowns on the ground in that 10-year period, tied for second with the Cowboys, behind only the Pittsburgh Steelers (192 TDs). Additionally, the Dolphins set a then-NFL record with 2,960 rushing yards (currently No. 7 in NFL history) during the team's "perfect season" of 1972.

# 49 SAM EGUAVOEN

LINEBACKER // 6-0 // 236 // TEXAS TECH '15
ACQUIRED: FA, '19
HOMETOWN: GARLAND, TEXAS // BORN: 2/22/93
NFL: FIRST SEASON // DOLPHINS: FIRST SEASON

## NFL CAREER

### TRANSACTIONS:

- Signed by Miami on Jan. 7, 2019.
- Signed by the Saskatchewan Roughriders of the Canadian Football League on Feb. 24, 2016.

### 2018 (SASKATCHEWAN ROUGHRIDERS/CFL):

- Started 18 games.
- 81 tackles, 1 interception, 2 forced fumbles and 1 fumble recovery; 1 interception return for TD and 1 fumble recovery TD.
- 10 special teams tackles.

### POSTSEASON:

- Started 1 game.
- 9 tackles.
- 1 special teams tackle.

### 2017 (SASKATCHEWAN ROUGHRIDERS/CFL):

- Played in 14 games with 11 starts.
- 57 tackles.
- 2 special teams tackles.

### POSTSEASON:

- Started 2 games.
- 5 tackles and 1 interception.
- 1 special teams tackle.

### 2016 (SASKATCHEWAN ROUGHRIDERS/CFL):

- Started 6 games.
- 21 tackles.
- 2 special teams tackles.

## BEFORE THE NFL

### COLLEGE (TEXAS TECH):

- 4-year letterman (2015-17) and 3-year starter.

**CAREER:** Played in 48 games with 37 starts; 225 tackles (156 solo), 3.5 sacks, 1 interception, 5 passes defensed, 2 forced fumbles and 1 fumble recovery.

**SENIOR (2014):** Started 10 games; 73 tackles (48 solo), 2 sacks, 1 interception, 3 passes defensed, 1 forced fumble and 1 fumble recovery.

- All-Big 12 honorable mention.

**JUNIOR (2013):** Started all 13 games; 70 tackles (46 solo), 1.5 sacks, 2 passes defensed and 1 forced fumble.

- His 70 tackles were third on the team.

**SOPHOMORE (2012):** Played in all 13 games with 9 starts; 52 tackles (37 solo).

**TRUE FRESHMAN (2011):** Played in 12 games with 5 starts; 30 tackles (25 solo).

- Big 12 All-Freshman team.

### HIGH SCHOOL (LAKEVIEW CENTENNIAL HS – GARLAND, TEXAS)

**SENIOR (2010):**

- 118 tackles (64 solo), 4 sacks, 1 interception, 2 passes defended, 2 forced fumbles and 2 fumble recoveries.
- 2nd-team all-district.

## OFF THE FIELD

### PERSONAL:

- **PRONUNCIATION:** Last name is pronounced eh-GWOV-en.
- **MAJOR:** Sociology.

## WAKE GAVE MIAMI A WALK-OFF WIN

Defensive end Cameron Wake gave Miami a walk-off win when he sacked Cincinnati quarterback Andy Dalton in the end zone for a safety to score the winning points in the Dolphins' 22-20 overtime win on Halloween 2013. This game marked only the third time in league history that a game in overtime ended on a safety. The other two times occurred when the Minnesota Vikings defeated the St. Louis Rams 23-21 (11/5/89) and when the Chicago Bears defeated the Tennessee Titans 19-17 (11/14/04).

# 58 JAYRONE ELLIOTT

LINEBACKER // 6-3 // 259 // TOLEDO '14
ACQUIRED: FA, '19
HOMETOWN: CLEVELAND, OHIO // BORN: 11/11/91
NFL: FOURTH SEASON // DOLPHINS: FIRST SEASON

## NFL CAREER

### TRANSACTIONS:

- Signed by Miami on April 9, 2019.
- Signed by the San Antonio Commanders of the Alliance of American Football in Jan. 2019.
- Waived by New Orleans on Aug. 31, 2018.
- Signed by New Orleans on Feb. 6, 2018.
- Waived by Dallas on Sept. 19, 2017.
- Traded from Green Bay to Dallas on Sept. 3, 2017.
- Signed by Green Bay as an undrafted free agent on May 12, 2014.

### CAREER HIGHLIGHTS:

- Played in 39 career NFL games.
- 32 tackles (25 solo), 4 sacks, 1 interception, 2 passes defensed and 1 forced fumble.
- 23 special teams tackles (21 solo).
- His 7.5 sacks in 2019 were tied for the most in the AAF when the league folded.

### 2019 (SAN ANTONIO-AAF/MIAMI):

- Signed by Miami on April 9.
- Played in 8 games with 2 starts for San Antonio of the Alliance of American Football.
- 22 tackles (14 solo) and 7.5 sacks for San Antonio.
- His 7.5 sacks were tied for the most in the AAF when the league folded.

### 2018 (NEW ORLEANS):

- Spent the offseason and training camp with New Orleans before being waived on Aug. 31.

### 2017 (GREEN BAY/DALLAS):

- Waived by Dallas on Sept. 19.
- Played in 1 game for Dallas.
- Inactive for 1 game for Dallas.
- Traded from Green Bay to Dallas on Sept. 3.
- Spent the offseason and training camp with Green Bay.

**VS. N.Y. GIANTS (9/10):** Played but did not record any stats.

### 2016 (GREEN BAY):

- Played in 11 games.
- Inactive for 5 games.
- 12 tackles (8 solo) and 1 sack.
- 7 special teams tackles (6 solo).

**AT ATLANTA (10/30):** 1 solo tackle and 1 solo special teams tackle.

**AT TENNESSEE (11/13):** 2 solo tackles and 1 solo special teams tackle.

**VS. SEATTLE (12/11):** 5 tackles (3 solo) and 1 sack.

- Brought QB Russell Wilson down for an 8-yard loss in the 4th quarter.

### POSTSEASON:

**NFC WILD CARD VS. N.Y. GIANTS (1/8):** Inactive.

**NFC DIVISIONAL AT DALLAS (1/15):** Inactive.

**NFC CHAMPIONSHIP AT ATLANTA (1/22):** 1 solo special teams tackle.

### 2015 (GREEN BAY):

- Played in 14 games.
- Inactive for 2 games.
- 17 tackles (15 solo), 3 sacks, 1 interception, 2 passes defensed and 1 forced fumble.
- 7 special teams tackles (6 solo).

**VS. SEATTLE (9/20):** 1 solo tackle, 1 interception, 1 pass defensed, 1 forced fumble and 1 solo special teams tackle.

- Picked off QB Russell Wilson in the 4th quarter for his 1st career interception.

**VS. KANSAS CITY (9/28):** 2 solo tackles, 1 sack and 2 solo special teams tackles.

- Sacked QB Alex Smith for a 10-yard loss in the 3rd quarter.

**VS. DALLAS (12/13):** 3 tackles (2 solo), 1 sack and 1 pass defensed.

- Sacked QB Matt Cassel for a 7-yard loss in the 4th quarter.

### POSTSEASON:

**NFC WILD CARD AT WASHINGTON (1/10):** Inactive.

**NFC DIVISIONAL AT ARIZONA (1/16):** Played but did not record any stats.

### 2014 (GREEN BAY):

- Played in 13 games.
- Inactive for 3 games.
- 3 tackles (2 solo).
- 9 solo special teams tackles.

**AT DETROIT (9/21):** Played but did not record any stats.

- Made his NFL debut.

**AT CHICAGO (9/28):** 1 solo tackle.

**VS. CHICAGO (11/9):** 1 solo tackle and 1 solo special teams tackle.

**POSTSEASON:**

**NFC DIVISIONAL VS. DALLAS (1/11):** 2 solo special teams tackles.

**NFC CHAMPIONSHIP AT SEATTLE (1/18):** 1 solo special teams tackle.

## BEFORE THE NFL

### COLLEGE (TOLEDO):

- 4-year letterman (2010-13) and 1-year starter.

**CAREER:** Played in 46 games with 12 starts; 124 tackles (70 solo), 15.5 sacks, 1 interception, 6 passes defensed, 6 forced fumbles and 1 fumble recovery for a TD.

**SENIOR (2013):** Started all 12 games; 70 tackles (43 solo), 9 sacks, 2 passes defensed, 5 forced fumbles and 1 fumble recovery for a TD.

- 1st-team All-MAC.
- His 5 forced fumbles were 2nd in the nation and 1st in the MAC.
- His 9 sacks were 3rd in the MAC.

**JUNIOR (2012):** Played in all 13 games; 18 tackles (12 solo), 5.5 sacks and 1 forced fumble.

- His 5.5 sacks led the team.

**SOPHOMORE (2011):** Played in all 13 games; 31 tackles (13 solo), 1 sack, 1 interception and 3 passes defensed.

**TRUE FRESHMAN (2010):** Played in 8 games; 5 tackles (2 solo) and 1 pass defensed.

### HIGH SCHOOL (GLENVILLE HS – CLEVELAND, OHIO)

**SENIOR (2009):** 98 tackles, 17 sacks, 1 interception, 2 forced fumbles and 3 blocked kicks.

- 1st-team all-district.
- 3rd-team all-state.
- Cleveland Plain Dealer All-Star team.
- Helped lead team to state title game.

## OFF THE FIELD

### PERSONAL:

- **MAJOR:** Individualized studies.

## JAYRONE ELLIOTT'S NFL REGULAR SEASON STATS

| | | | | TACKLES | | | | | INTERCEPTIONS | | | | | FUMBLES | |
|---|---|---|---|---|---|---|---|---|---|---|---|---|---|---|---|
| YEAR | TEAM | GP | GS | TOT | SOLO | ASST | SK | YDS | INT | YDS | LG | TD | PD | FF | FR |
| 2014 | GREEN BAY | 13 | 0 | 3 | 2 | 1 | 0.0 | 0.0 | 0 | 0 | 0 | 0 | 0 | 0 | 0 |
| 2015 | GREEN BAY | 14 | 0 | 17 | 15 | 2 | 3.0 | 24.0 | 1 | 2 | 2 | 0 | 2 | 1 | 0 |
| 2016 | GREEN BAY | 11 | 0 | 12 | 8 | 4 | 1.0 | 8.0 | 0 | 0 | 0 | 0 | 0 | 0 | 0 |
| 2017 | DALLAS | 1 | 0 | 0 | 0 | 0 | 0.0 | 0.0 | 0 | 0 | 0 | 0 | 0 | 0 | 0 |
| 2018 | | | | NOT ON ROSTER | | | | | | | | | | | |
| | **NFL TOTALS** | **39** | **0** | **32** | **25** | **7** | **4.0** | **32.0** | **1** | **2** | **2** | **0** | **2** | **1** | **0** |

## JAYRONE ELLIOTT'S NFL PLAYOFF STATS

| | | | | TACKLES | | | | | INTERCEPTIONS | | | | | FUMBLES | |
|---|---|---|---|---|---|---|---|---|---|---|---|---|---|---|---|
| YEAR | TEAM | GP | GS | TOT | SOLO | ASST | SK | YDS | INT | YDS | LG | TD | PD | FF | FR |
| 2014 | GREEN BAY | 2 | 0 | 0 | 0 | 0 | 0.0 | 0.0 | 0 | 0 | 0 | 0 | 0 | 0 | 0 |
| 2015 | GREEN BAY | 1 | 0 | 0 | 0 | 0 | 0.0 | 0.0 | 0 | 0 | 0 | 0 | 0 | 0 | 0 |
| 2016 | GREEN BAY | 1 | 0 | 0 | 0 | 0 | 0.0 | 0.0 | 0 | 0 | 0 | 0 | 0 | 0 | 0 |
| | **NFL TOTALS** | **4** | **0** | **0** | **0** | **0** | **0.0** | **0.0** | **0** | **0** | **0** | **0** | **0** | **0** | **0** |

### ADDITIONAL STATS

**Special Teams Tackles:** (Green Bay) 9 in 2014, 7 in 2015 and 7 in 2016 for total of 23.

### SINGLE-GAME CAREER HIGHS

| | | |
|---|---|---|
| **Tackles:** | 5 | vs. Seattle, 12/11/16 |
| **Sacks:** | 1 | 4 times, last: vs. Seattle, 12/11/16 |
| **Interceptions:** | 1 | vs. Seattle, 9/20/15 |
| **Passes Defensed:** | 1 | twice, last: vs. Dallas, 12/13/15 |
| **Forced Fumbles:** | 1 | vs. Seattle, 9/20/15 |

## DOLPHINS PRO BOWL TOUCHDOWNS

In the 2016 Pro Bowl, Dolphins wide receiver Jarvis Landry scored the final touchdown of the game, a 31-yard reception to give his team a 49-27 lead and victory. Landry became the seventh Dolphins player to score in a Pro Bowl. In the 2012 Pro Bowl, Dolphins wide receiver Brandon Marshall caught a Pro Bowl-record four touchdown receptions and was named as the game's MVP. Prior to that, the most recent Dolphins player to have accounted for a touchdown in the Pro Bowl was wide receiver Chris Chambers, who scored on a 16-yard reception from Peyton Manning in the first quarter to open the 2006 game's scoring. Other Dolphins scoring Pro Bowl touchdowns include running back Ricky Williams, who scored on a pair of 1-yard runs as he was named the MVP in the AFC's 45-20 route of the NFC in the 2003 game, wide receiver Mark Clayton, who caught a 9-yard touchdown pass from Buffalo's Jim Kelly in the 1991 game, tight end Ferrell Edmunds, who had a 5-yard scoring reception from Seattle's Dave Krieg in the 1989 game, and Hall of Fame wide receiver Paul Warfield, who caught a 32-yard TD pass from Dolphins teammate Bob Griese in the '74 contest.

# 34 KENNETH FARROW

RUNNING BACK // 5-9 // 215 // HOUSTON '16
ACQUIRED: FA, '19
HOMETOWN: HURST, TEXAS // BORN: 3/7/93
NFL: SECOND SEASON // DOLPHINS: FIRST SEASON

## NFL CAREER

### TRANSACTIONS:

- Signed by Miami on April 9.
- Signed by the San Antonio Commanders of the Alliance of American Football in Jan. 2019.
- Released from New England's practice squad on Nov. 6, 2018.
- Signed to New England's practice squad on Oct. 9, 2018.
- Released from New England's practice squad on Sept. 20, 2018.
- Signed to New England's practice squad on Sept. 12, 2018.
- Waived by New England on Sept. 1, 2018.
- Signed by New England on Aug. 27, 2018.
- Waived by the L.A. Chargers on April 13, 2018.
- Signed by San Diego as an undrafted college free agent on May 10, 2016.

### CAREER HIGHLIGHTS:

- Played in 13 career NFL games with 2 starts.
- 60 carries for 192 yards (3.2 avg.).
- 13 receptions for 70 yards (5.4 avg.).
- His 372 rushing yards in 2019 were tied for 2nd in the AAF before the league folded.

### 2019 (SAN ANTONIO-AAF/MIAMI):

- Signed by Miami on April 9.
- Started 8 games for San Antonio of the Alliance of American Football.
- 106 carries for 372 yards (3.5 avg.) and 4 TDs; 12 receptions for 95 yards (7.9 avg.) for San Antonio.
- His 372 rushing yards were tied for 2nd in the AAF before the league folded.

### 2018 (NEW ENGLAND):

- Spent 5 weeks on New England's practice squad.

### 2017 (L.A. CHARGERS):

- Missed the entire season after being placed on injured reserve on Sept. 3.

### 2016 (SAN DIEGO):

- Played in 13 games with 2 starts.
- Dressed but did not play in 2 games.
- Missed the final game of the season after being placed on injured reserve on Dec. 27.
- 60 carries for 192 yards (3.2 avg.); 13 receptions for 70 yards (5.4 avg.).

**VS. JACKSONVILLE (9/18):** 4 carries for 13 yards (3.3 avg.).
- Made NFL debut.

**AT CAROLINA (12/11):** 16 carries for 55 yards (3.4 avg.); 6 receptions for 23 yards (3.8 avg.).

**VS. OAKLAND (12/18):** 15 carries for 39 yards (2.6 avg.); 2 receptions for 14 yards (7.0 avg.).
- Made his 1st NFL start.

## BEFORE THE NFL

### COLLEGE (HOUSTON):

- 4-year letterman (2012-15) and 3-year starter.

**CAREER:** Played in 48 games with 37 starts; 560 carries for 2,975 yards (5.3 avg.) and 34 TDs; 74 receptions for 546 yards (7.4 avg.) and 3 TDs; 3 kickoff returns for 128 yards (42.7 avg.).
- Finished career 2nd in school history in rushing TDs (34) and 4th in rushing yards (2,975).

**SENIOR (2015):** Played in 12 games with 11 starts; 185 carries for 958 yards (5.2 avg.) and 12 TDs; 10 receptions for 119 yards (11.9 avg.).
- 2nd-team All-AAC.
- Ranked 4th in the AAC in rushing yards per game (79.8) and 5th in rushing TDs (10).
- Served as a team captain.

**JUNIOR (2014):** Played in all 13 games with 12 starts; 186 carries for 1,037 yards (5.6 avg.) and 14 TDs; 20 receptions for 149 yards (7.5 avg.) and 1 TD.
- 2nd-team All-AAC.
- Led the AAC in rushing TDs (14) and 100-yard rushing games (7).
- His 1,037 yards were 2nd in the AAC.
- His 14 rushing TDs were 2nd in school history.
- Served as a team captain.

**SOPHOMORE (2013):** Started 11 games; 103 carries for 514 yards (5.0 avg.) and 6 TDs; 24 receptions for 113 yards (4.7 avg.) and 1 TD.
- His 514 rushing yards and 6 TDs ranked 2nd on the team.
- Served as a team captain.

**REDSHIRT FRESHMAN (2012):** Played in all 12 games with 3 starts; 86 carries for 466 yards (5.4 avg.) and 2 TDs; 20 receptions for 165 yards (8.3 avg.) and 1 TD; 3 kickoff returns for 128 yards (42.7 avg.).
- His 466 rushing yards were 2nd on the team.
- Redshirted in 2011.

### HIGH SCHOOL (L.D. BELL HS – HURST, TEXAS)

**SENIOR (2010):** 1,233 total yards and 17 TDs.
- 1st-team all-region.

**JUNIOR (2009):** 622 rushing yards and 6 TDs.
**SOPHOMORE (2008):** 1,384 rushing yards and 16 TDs.

## OFF THE FIELD

### COMMUNITY:

- Started the Grind with a Purpose foundation to encourage youth to start living healthy, purposeful lives.

### PERSONAL:

- **PRONUNCIATION:** Last name is pronounced FAIR-oh.
- **MAJOR:** Kinesiology.

## KENNETH FARROW'S NFL REGULAR SEASON STATS

| | | | | RUSHING | | | | | RECEIVING | | | | |
|---|---|---|---|---|---|---|---|---|---|---|---|---|---|
| YEAR | TEAM | GP | GS | ATT | YDS | AVG | LG | TD | REC | YDS | AVG | LG | TD |
| 2016 | SAN DIEGO | 13 | 2 | 60 | 192 | 3.2 | 11 | 0 | 13 | 70 | 5.4 | 16 | 0 |
| 2017 | L.A. CHARGERS | | | INJURED RESERVE | | | | | | | | | |
| 2018 | NEW ENGLAND | | | PRACTICE SQUAD | | | | | | | | | |
| | **NFL TOTALS** | **13** | **2** | **60** | **192** | **3.2** | **11** | **0** | **13** | **70** | **5.4** | **16** | **0** |

### ADDITIONAL STATS

**Miscellaneous Tackles:** 1 in 2016.

### SINGLE-GAME CAREER HIGHS

| | | |
|---|---|---|
| **Rushes:** | 16 | at Carolina, 12/11/16 |
| **Rushing Yards:** | 55 | at Carolina, 12/11/16 |
| **Longest Rush:** | 11 | at Carolina, 12/11/16 |
| **Receptions:** | 6 | at Carolina, 12/11/16 |
| **Receiving Yards:** | 29 | vs. Cleveland, 12/24/16 |
| **Longest Reception:** | 16 | vs. Cleveland, 12/24/16 |

### 2016 GAME-BY-GAME STATS (SAN DIEGO)

| DATE | OPPONENT | P/S | ATT | YDS | AVG | LG | TD |
|---|---|---|---|---|---|---|---|
| 09/11 | at Kansas City | | DID NOT PLAY | | | | |
| 09/18 | JACKSONVILLE | 1/0 | 4 | 13 | 3.3 | 4 | 0 |
| 09/25 | at Indianapolis | 1/0 | 0 | 0 | 0.0 | - | 0 |
| 10/02 | NEW ORLEANS | 1/0 | 0 | 0 | 0.0 | - | 0 |
| 10/09 | at Oakland | | DID NOT PLAY | | | | |
| 10/13 | DENVER | 1/0 | 2 | 5 | 2.5 | 6 | 0 |
| 10/23 | at Atlanta | 1/0 | 2 | 13 | 6.5 | 9 | 0 |
| 10/30 | at Denver | 1/0 | 3 | 12 | 4.0 | 6 | 0 |
| 11/06 | TENNESSEE | 1/0 | 4 | 15 | 3.8 | 5 | 0 |
| 11/13 | MIAMI | 1/0 | 0 | 0 | 0.0 | - | 0 |
| 11/27 | at Houston | 1/0 | 1 | -3 | -3.0 | -3 | 0 |
| 12/04 | TAMPA BAY | 1/0 | 4 | 15 | 3.8 | 8 | 0 |
| 12/11 | at Carolina | 1/0 | 16 | 55 | 3.4 | 11 | 0 |
| 12/18 | OAKLAND | 1/1 | 15 | 39 | 2.6 | 6 | 0 |
| 12/24 | at Cleveland | 1/1 | 9 | 28 | 3.1 | 9 | 0 |
| 01/01 | KANSAS CITY | | INJURED RESERVE | | | | |
| **2016 TOTALS** | | **13/2** | **60** | **192** | **3.2** | **11** | **0** |

# 29 MINKAH FITZPATRICK

**SAFETY // 6-1 // 207 // ALABAMA '18**
**ACQUIRED: D1, '18**
**HOMETOWN: OLD BRIDGE, N.J. // BORN: 11/17/96**
**NFL: SECOND SEASON // DOLPHINS: SECOND SEASON**

## NFL CAREER

### TRANSACTIONS:

- 1st-round pick (11th overall) by Miami in the 2018 NFL draft.

### CAREER HIGHLIGHTS:

- Played in 16 career games with 11 starts.
- 79 tackles (50 solo), 2 interceptions and 9 passes defensed; 1 interception return for a TD.
- 1 special teams tackle.
- His 79 tackles in 2018 were 10th among NFL rookies.

### 2018 (MIAMI):

- Played in 16 games with 11 starts.
- 79 tackles (50 solo), 2 interceptions and 9 passes defensed; 1 interception return for a TD.

- 1 special teams tackle.
- His 79 tackles were 10th among NFL rookies.

**AT NEW ENGLAND (9/30):** 10 tackles (4 solo), 1 interception and 2 passes defensed.
- Picked off QB Tom Brady and returned it 14 yards in the 4th quarter for his 1st career interception.

**VS. NEW ENGLAND (12/9):** 7 tackles (6 solo).
- Started at CB for an injured CB Xavien Howard.

**AT MINNESOTA (12/16):** 6 solo tackles, 1 interception and 2 passes defensed.
- Intercepted QB Kirk Cousins and returned it 50 yards for a TD in the 2nd quarter.
- It was his 2nd career interception and 1st career pick-six.
- Started at CB for an injured CB Xavien Howard.

## BEFORE THE NFL

### COLLEGE (ALABAMA):
- 3-year starter (2015-17).

**CAREER:** Played in 42 games with 38 starts; 171 tackles (109 solo), 4.5 sacks, 9 interceptions, 35 passes defensed and 2 forced fumbles; 1 kickoff return for 39 yards; 1 blocked field goal and 1 blocked punt.

**JUNIOR (2017):** Started 13 games; 60 tackles (38 solo), 1.5 sacks, 1 interception, 9 passes defensed and 1 forced fumble; 1 kickoff return for 39 yards; 1 blocked field goal.
- Won the Chuck Bednarik Award (nation's top defensive player) and became 1st draft pick in Dolphins history to win the award.
- Won the Jim Thorpe Award (nation's top defensive back) and became the second Dolphins draft pick to win the award, joining CB Jamar Fletcher in 2000.
- Became just the 3rd player in NCAA history to win both the Chuck Bednarik and the Jim Thorpe Award, joining CB Charles Woodson and CB Patrick Peterson.
- Unanimous 1st-team All-American.
- 1st-team All-SEC.
- Finalist for the Jason Witten Collegiate Man of the Year (player who demonstrates a record of leadership by exhibiting exceptional courage, integrity and sportsmanship on and off the field).
- Finalist for the Lombardi Award (based on performance, leadership, character and resiliency).
- Finalist for the Bronko Nagurski Trophy (best defensive player).
- Finalist for the Lott IMPACT Trophy (best defensive player in character and performance).
- Helped his team win the College Football Playoff National Championship.
- Voted a team captain.

**SOPHOMORE (2016):** Started all 15 games; 66 tackles (41 solo), 1 sack, 6 interceptions, 13 passes defensed and 1 forced fumble.
- 1st-team All-American.
- 1st-team All-SEC.
- Semifinalist for the Jim Thorpe Award (nation's top defensive back).
- His 6 interceptions were 7th in FBS.

**TRUE FRESHMAN (2015):** Played in 14 games with 10 starts; 45 tackles (30 solo), 2 sacks, 2 interceptions and 13 passes defensed; 1 blocked punt.
- Freshman All-American.
- SEC All-Freshman Team.
- Helped his team win the College Football Playoff National Championship.

### HIGH SCHOOL (ST. PETER'S PREP – JERSEY CITY, N.J.)

**SENIOR (2014):** 60 tackles and 3 interceptions.
- All-American.

**JUNIOR (2013):** 62 tackles, 4 interceptions and 25 passes defensed.
- 1st-team all-state.
- 1st-team all-county.

**SOPHOMORE (2012):** 2 interceptions and 14 passes defensed.

## OFF THE FIELD

### COMMUNITY:
- Participated in a 2018 Football Unites cultural tour.

### PERSONAL:
- **MAJOR:** Human performance exercise science.

## MINKAH FITZPATRICK'S NFL REGULAR SEASON STATS

| | | | | TACKLES | | | | | INTERCEPTIONS | | | | | FUMBLES | |
|---|---|---|---|---|---|---|---|---|---|---|---|---|---|---|---|
| YEAR | TEAM | GP | GS | TOT | SOLO | ASST | SK | YDS | INT | YDS | LG | TD | PD | FF | FR |
| 2018 | MIAMI | 16 | 11 | 79 | 50 | 29 | 0.0 | 0.0 | 2 | 64 | 50t | 1 | 9 | 0 | 0 |
| | **NFL TOTALS** | **16** | **11** | **79** | **50** | **29** | **0.0** | **0.0** | **2** | **64** | **50t** | **1** | **9** | **0** | **0** |

### ADDITIONAL STATS
**Defensive Touchdowns:** 50-yard interception return at Minnesota (12/16/18).
**Special Teams Tackles:** 1 in 2018.

### SINGLE-GAME CAREER HIGHS

| | | |
|---|---|---|
| **Tackles:** | 10 | vs. Oakland, 9/23/18 |
| **Passes Defensed:** | 2 | Twice, last: at Minnesota, 12/16/18 |
| **Interceptions:** | 1 | Twice, last: at Minessota, 12/16/18 |

# 14 RYAN FITZPATRICK

QUARTERBACK // 6-2 // 228 // HARVARD '05
ACQUIRED: UFA, '19 (TB)
HOMETOWN: GILBERT, ARIZ. // BORN: 11/24/82
NFL: 15TH SEASON // DOLPHINS: FIRST SEASON

## NFL CAREER

### TRANSACTIONS:

- Signed by Miami as an unrestricted free agent from Tampa Bay on March 18, 2019.
- Signed by Tampa Bay as an unrestricted free agent from the N.Y. Jets on May 22, 2017.
- Traded from Houston to the N.Y. Jets on March 11, 2015.
- Signed by Houston on March 21, 2014.
- Released by Tennessee on March 14, 2014.
- Signed by Tennessee on March 26, 2013.
- Released by Buffalo on March 12, 2013.
- Signed by Buffalo as an unrestricted free agent from Cincinnati on Feb. 28, 2009.
- Traded from St. Louis to Cincinnati on Sept. 1, 2007.
- 7th-round pick (250th overall) by St. Louis in the 2005 NFL draft.

### CAREER HONORS:

- NFC Offensive Player of the Week (vs. Philadelphia, 9/16/18).
- NFC Offensive Player of the Week (at New Orleans, 9/9/18).
- FedEx Air NFL Player of the Week (at New Orleans, 9/9/18).
- AFC Offensive Player of the Week (at Buffalo, 9/15/16).
- 2015 Jets Ed Block Courage Award.
- AFC Offensive Player of the Week (vs. New England, 12/27/15).
- AFC Offensive Player of the Week (vs. Tennessee, 12/13/15).
- AFC Offensive Player of the Week (vs. Tennessee, 11/30/14).
- NFC Offensive Player of the Week (at Houston, 11/27/05).

### CAREER HIGHLIGHTS:

- Played in 141 games with 126 starts.
- Completed 2,575-of-4,285 passes (60.1 pct.) for 29,357 yards and 190 TDs for a QB rating of 81.1.
- 489 carries for 2,229 yards (4.6 avg.) and 15 TDs.
- 2 receptions for -3 yards (-1.5 avg.).
- Has passed for 3,000 yards 4 times.
- 1 of 4 players in NFL history to throw a TD pass for 7 different franchises, joining Chris Chandler, Gus Frerotte and Vinny Testaverde.
- Only player in NFL history to throw 4 TD passes in a game with 4 different franchises (Buffalo, Houston, N.Y. Jets and Tennessee).
- His 9.6 yards per attempt in 2018 was the 2nd-highest mark by an NFL quarterback since 2000 (min. 225 attempts):

**NFL SINGLE-SEASON YARDS PER ATTEMPT LEADERS (SINCE 2000)**

| | PLAYER | TEAM | YEAR | YDS/ATT. |
|---|---|---|---|---|
| 1. | Kurt Warner | STL | 2000 | 9.9 |
| **2.** | **RYAN FITZPATRICK** | **TB** | **2018** | **9.6** |
| 3. | Matt Ryan | Atl. | 2016 | 9.3 |
| 4. | Aaron Rodgers | GB | 2011 | 9.2 |
| 5. | Peyton Manning | Ind. | 2004 | 9.2 |

- His 100.4 QB rating in 2018 set a Buccaneers single-season record (min. 225 attempts):

**BUCCANEERS SINGLE-SEASON QB RATING LEADERS**

| | PLAYER | YEAR | RATE |
|---|---|---|---|
| **1.** | **RYAN FITZPATRICK** | **2018** | **100.4** |
| 2. | Brian Griese | 2004 | 97.5 |
| 3. | Josh Freeman | 2010 | 95.9 |
| 4. | Jeff Garcia | 2007 | 94.6 |
| 5. | Brad Johnson | 2002 | 92.9 |

- His 66.7 completion percentage in 2018 was the 2nd-highest in Buccaneers single-season history:

**BUCCANEERS SINGLE-SEASON COMPLETION PERCENTAGE LEADERS**

| | PLAYER | YEAR | ATT | CMP | PCT |
|---|---|---|---|---|---|
| 1. | Brian Griese | 2004 | 336 | 233 | 69.3 |
| **2.** | **RYAN FITZPATRICK** | **2018** | **246** | **164** | **66.7** |
| 3. | Jeff Garcia | 2008 | 376 | 244 | 64.9 |
| 4. | Jameis Winston | 2018 | 378 | 244 | 64.6 |
| 5. | Jeff Garcia | 2007 | 327 | 209 | 63.9 |

- His 31 TD passes in 2015 set a N.Y. Jets single-season record:

**N.Y. JETS SINGLE-SEASON TD PASS LEADERS**

| | PLAYER | YEAR | TD |
|---|---|---|---|
| **1.** | **RYAN FITZPATRICK** | **2015** | **31** |
| 2. | Vinny Testaverde | 1998 | 29 |
| 3. | Al Dorow | 1960 | 26 |
| | Joe Namath | 1967 | 26 |
| | Mark Sanchez | 2011 | 26 |

### 2018 (TAMPA BAY):

- Played in 8 games with 7 starts.
- Dressed but did not play in 6 games.
- Inactive for 2 games.
- Completed 164-of-246 passes (66.7 pct.) for 2,366

yards and 17 TDs for a QB rating of 100.4.
- 36 carries for 152 yards (4.2 avg.) and 2 TDs.
- Became the 1st player in NFL history to have 3 consecutive games with 400-plus passing yards (Week 1, Week 2 and Week 3).
- His 4 games with 400-plus passing yards tied Dan Marino (1984) and Peyton Manning (2013) for the single-season NFL record.

**AT NEW ORLEANS (9/9):** Completed 21-of-28 passes (75.0 pct.) for 417 yards and 4 TDs for a QB rating of 156.3; 12 carries for 36 yards (3.0 avg.) and 1 TD.
- His 156.3 QB rating was the 2nd-highest in a game in team history.
- Completed a 58-yard TD pass to WR DeSean Jackson in the 1st quarter to tie the game 7-7.
- Connected with WR Mike Evans on a 50-yard TD pass in the 3rd quarter to put Tampa Bay ahead 41-24.

**VS. PHILADELPHIA (9/16):** Completed 27-of-33 passes (81.8 pct.) for 402 yards and 4 TDs for a QB rating of 144.4; 1 carry for -1 yards (-1.0 avg.).
- His 81.8 completion percentage was the 5th-highest in a game in team history (min. 20 att.).
- Completed a 75-yard TD pass to WR DeSean Jackson to put Tampa Bay ahead 7-0 in the 1st quarter.
- Completed a 75-yard TD pass to TE O.J. Howard in the 2nd quarter.

**VS. PITTSBURGH (9/24):** Completed 30-of-50 passes (60.0 pct.) for 411 yards and 3 TDs for a QB rating of 81.3; 5 carries for 27 yards (5.4 avg.).
- Completed a 24-yard TD pass to WR Mike Evans in the 4th quarter.

**HONORS:**
- NFC Offensive Player of the Week (at New Orleans, 9/9/18).
- FedEx Air NFL Player of the Week (at New Orleans, 9/9/18).
- NFC Offensive Player of the Week (vs. Philadelphia, 9/16/18).

### 2017 (TAMPA BAY):
- Played in 6 games with 3 starts.
- Dressed but did not play in 10 games.
- Completed 96-of-163 passes (58.9 pct.) for 1,103 yards and 7 TDs for a QB rating of 86.0.
- 15 carries for 78 yards (5.2 avg.).

**AT ARIZONA (10/15):** 22-of-32 passing (68.8 pct.) for 290 yards and 3 TDs for a QB rating of 102.3; 2 carries for 12 yards (6.0 avg.).
- Completed a 37-yard TD pass to WR Mike Evans in the 4th quarter.

**AT MIAMI (11/19):** 22-of-37 passing (59.5 pct.) for 275 yards and 2 TDs for a QB rating of 100.6; 3 carries for 9 yards (3.0 avg.).
- Hit TE O.J. Howard for a 6-yard TD pass in the 2nd quarter.

### 2016 (N.Y. JETS):
- Played in 14 games with 11 starts.
- Dressed but did not play in 2 games.
- Completed 228-of-403 passes (56.6 pct.) for 2,710 yards and 12 TDs for a QB rating of 69.6.
- 33 carries for 130 yards (3.9 avg.).

**AT BUFFALO (9/15):** 24-of-34 passing (70.6 pct.) for 374 yards and 1 TD for a QB rating of 116.5; 5 carries for 21 yards (4.2 avg.).
- Connected with WR Eric Decker on a 5-yard passing TD to give the Jets a 20-7 lead in the 2nd quarter.

**VS. NEW ENGLAND (11/27):** 22-of-32 passing (68.8 pct.) for 269 yards and 2 TDs for a QB rating of 115.2; 2 carries for 1 yard (0.5 avg.).
- Hit WR Quincy Enunwa for a 22-yard TD pass to give the Jets a 17-13 lead in the 4th quarter.

**VS. BUFFALO (1/1):** 20-of-30 passing (66.7 pct.) for 210 yards and 2 TDs for a QB rating of 109.0.
- Completed a 6-yard TD pass to WR Jalin Marshall to give the Jets a 17-3 lead in the 3rd quarter.

**HONORS:**
- AFC Offensive Player of the Week (at Buffalo, 9/15/16).

### 2015 (N.Y. JETS):
- Started all 16 games.
- Completed 335-of-562 passes (59.6 pct.) for 3,905 yards and 31 TDs for a QB rating of 88.0.
- 60 carries for 270 yards (4.5 avg.) and 2 TDs.
- His 31 TD passes set a Jets single-season franchise record.
- His 3,905 passing yards were the 2nd-most in a single season in team history.
- Helped lead a Jets offense that set a team record with 5,896 total yards.

**AT N.Y. GIANTS (12/6):** 36-of-50 passing (72.0 pct.) for 390 yards and 2 TDs for a QB rating of 107.9; 5 carries for 22 yards (4.4 avg.).
- Hit WR Brandon Marshall for a 9-yard TD pass with 27 seconds remaining to tie the game 20-20.
- Completed a 17-yard pass to WR Eric Decker in overtime to set up a go-ahead field goal.

**VS. TENNESSEE (12/13):** 21-of-36 passing (58.3 pct.) for 263 yards and 3 TDs for a QB rating of 108.9; 3 carries for 23 yards (7.7 avg.).
- Completed a 69-yard TD pass to WR Brandon Marshall to put the Jets ahead 27-0 in the 2nd quarter.

**VS. NEW ENGLAND (12/27):** 26-of-41 passing (63.4 pct.) for 296 yards and 3 TDs for a QB rating of 109.4.
- Connected with WR Eric Decker for a 6-yard, game-winning TD pass in overtime.

**HONORS:**
- AFC Offensive Player of the Week (vs. Tennessee, 12/13/15).
- AFC Offensive Player of the Week (vs. New England, 12/27/15).
- 2015 Jets Ed Block Courage Award.

### 2014 (HOUSTON):
- Started 12 games.
- Dressed but did not play in 2 games.
- Missed the final 2 games after being placed on injured reserve on Dec. 16.
- Completed 197-of-312 passes (63.1 pct.) for 2,483 yards and 17 TDs for a QB rating of 95.3.
- 50 carries for 184 yards (3.7 avg.) and 2 TDs.

**AT OAKLAND (9/14):** 14-of-19 passing (73.7 pct.) for 139 yards for a QB rating of 129.1.

- Hit WR DeAndre Hopkins for a 12-yard TD pass to give Houston a 24-0 lead in the 3rd quarter.

**AT PITTSBURGH (10/20):** 21-of-32 passing (65.6 pct.) for 262 yards and 2 TDs for a QB rating of 98.7; 5 carries for 16 yards (3.2 avg.).
- Connected with RB Alfred Blue for an 11-yard TD pass in the 1st quarter that put Houston ahead 7-0.

**VS. TENNESSEE (11/30):** 24-of-33 passing (72.7 pct.) for 358 yards and 6 TDs for a QB rating of 147.5; 2 carries for 10 yards (5.0 avg.).
- His 6 TD passes were tied for the most by an NFL quarterback in a game that season.

**HONORS:**
- AFC Offensive Player of the Week (vs. Tennessee, 11/30/14).

### 2013 (TENNESSEE):
- Played in 11 games with 9 starts.
- Dressed but did not play in 5 games.
- Completed 217-of-350 passes (62.0 pct.) for 2,454 yards and 14 TDs for a QB rating of 82.0.
- 43 carries for 225 yards (5.2 avg.) and 3 TDs.

**VS. JACKSONVILLE (11/10):** 22-of-33 passing (66.7 pct.) for 264 yards and 2 TDs for a QB rating of 111.2; 3 carries for 13 yards (4.3 avg.) and 1 TD.
- Completed a 14-yard TD pass to TE Delanie Walker in the 4th quarter.

**AT OAKLAND (11/24):** 30-of-42 passing (71.4 pct.) for 320 yards and 2 TDs for a QB rating of 109.2; 5 carries for 26 yards (5.2 avg.).
- Found WR Kendall Wright for a 10-yard TD with 10 seconds remaining to give Tennessee a 23-19 lead.

**VS. ARIZONA (12/15):** 36-of-58 passing (62.1 pct.) for 402 yards and 4 TDs for a QB rating of 91.3; 3 carries for 22 yards (7.3 avg.).
- Completed a 10-yard TD pass to WR Michael Preston to tie the game 34-34 with 10 seconds remaining.

### 2012 (BUFFALO):
- Started all 16 games.
- Completed 306-of-505 passes (60.6 pct.) for 3,400 yards and 24 TDs for a QB rating of 83.3.
- 48 carries for 197 yards (4.1 avg.) and 1 TD.
- His 306 completions were the 3rd-most in a single season in team history.

**AT CLEVELAND (9/23):** 22-of-35 passing (62.9 pct.) for 208 yards and 3 TDs for a QB rating of 107.8; 6 carries for 10 yards (1.7 avg.).
- Completed a 32-yard TD pass to RB C.J. Spiller in the 1st quarter.

**VS. NEW ENGLAND (9/30):** 22-of-39 passing (56.4 pct.) for 350 yards and 4 TDs for a QB rating of 81.1; 3 carries for 14 yards (4.7 avg.).
- Hit WR Donald Jones for a 68-yard TD pass in the 3rd quarter to give Buffalo a 21-7 lead.

**AT NEW ENGLAND (11/11):** 27-of-40 passing (67.5 pct.) for 337 yards and 2 TDs for a QB rating of 99.7; 3 carries for 12 yards (4.0 avg.).
- Completed a 2-yard TD pass to WR Donald Jones in the 4th quarter.

### 2011 (BUFFALO):
- Started all 16 games.
- Completed 353-of-569 passes (62.0 pct.) for 3,832 yards and 24 TDs for a QB rating of 79.1.
- 56 carries for 215 yards (3.8 avg.).
- His 353 completions were the 2nd-most in a single season in team history.
- His 3,832 passing yards were the 3rd-most in a single season in team history.

**AT KANSAS CITY (9/11):** 17-of-25 passing (68.0 pct.) for 208 yards and 4 TDs for a QB rating of 133.0.
- Completed a 27-yard TD pass to WR Steve Johnson in the 1st quarter.

**VS. NEW ENGLAND (9/25):** 27-of-40 passing (67.5 pct.) for 369 yards and 2 TDs for a QB rating of 92.6.
- Led an 8-play, 73-yard drive over the final 3:25 to set up a game-winning field goal.

**AT N.Y. JETS (11/27):** 26-of-39 passing (66.7 pct.) for 264 yards and 3 TDs for a QB rating of 111.5; 5 carries for 34 yards (6.8 avg.).
- Hit WR Brad Smith for a 36-yard TD to tie the game 21-21 in the 3rd quarter.

### 2010 (BUFFALO):
- Started 13 games.
- Dressed but did not play in 2 games.
- Inactive for 1 game.
- Completed 255-of-441 passes (57.8 pct.) for 3,000 yards and 23 TDs for a QB rating of 81.8.
- 40 carries for 269 yards (6.7 avg.).

**VS. JACKSONVILLE (10/10):** 20-of-30 passing (66.7 pct.) for 220 yards and 3 TDs for a QB rating of 121.5; 2 carries for 4 yards (2.0 avg.).
- Completed a 45-yard TD pass to WR Lee Evans in the 1st quarter to put Buffalo ahead 7-0.

**AT BALTIMORE (10/24):** 29-of-43 passing (67.4 pct.) for 382 yards and 4 TDs for a QB rating of 106.9; 4 carries for 20 yards (5.0 avg.).
- Hit WR Steve Johnson for a 33-yard TD pass in the 2nd quarter to give Buffalo a 17-3 lead.

**AT CINCINNATI (11/21):** 21-of-34 passing (61.8 pct.) for 316 yards and 4 TDs for a QB rating of 107.0; 1 carry for 11 yards.
- Completed a 28-yard TD pass to WR Donald Jones in the 2nd quarter.

### 2009 (BUFFALO):
- Played in 10 games with 8 starts.
- Dressed but did not play in 5 games.
- Inactive for 1 game.
- Completed 127-of-227 passes (55.9 pct.) for 1,422 yards and 9 TDs for a QB rating of 69.7.
- 31 carries for 141 yards (4.5 avg.) and 1 TD.

**AT JACKSONVILLE (11/22):** 18-of-31 passing (58.1 pct.) for 297 yards and 1 TD for a QB rating of 74.3; 1 carry for 5 yards.
- Completed a 98-yard TD pass to WR Terrell Owens in the 3rd quarter.
- The 98-yard completion was the longest play from scrimmage in the NFL that season.

**VS. MIAMI (11/29):** 17-of-26 passing (65.4 pct.) for 246 yards and 1 TD for a QB rating of 92.8; 7 carries for 50 yards (7.1 avg.) and 1 TD.
- Scored on a 31-yard run in the 2nd quarter to tie

the game 7-7.
- Hit WR Terrell Owens for a 51-yard TD pass in the 4th quarter.

**VS. INDIANAPOLIS (1/3):** 16-of-25 passing (64.0 pct.) for 155 yards and 3 TDs for a QB rating of 120.8; 1 carry for 7 yards.
- Completed a 41-yard TD pass to WR Terrell Owens in the 2nd quarter to put Buffalo ahead 21-7.

### 2008 (CINCINNATI):
- Played in 13 games with 12 starts.
- Dressed but did not play in 3 games.
- Completed 221-of-372 passes (59.4 pct.) for 1,905 yards and 8 TDs for a QB rating of 70.0.
- 60 carries for 304 yards (5.1 avg.) and 2 TDs.

**VS. JACKSONVILLE (11/2):** 21-of-31 passing (67.7 pct.) for 162 yards and 2 TDs for a QB rating of 88.4; 3 carries for 52 yards (17.3 avg.).
- Completed a 10-yard TD pass to WR Chad Johnson in the 2nd quarter.

**VS. PHILADELPHIA (11/16):** 29-of-44 passing (65.9 pct.) for 261 yards and 1 TD for a QB rating of 89.3; 5 carries for 9 yards (1.8 avg.).
- Connected with WR T.J. Houshmandzadeh on a 26-yard TD pass in the 2nd quarter to put Cincinnati ahead 10-3.

**VS. WASHINGTON (12/14):** 16-of-29 passing (55.2 pct.) for 209 yards and 1 TD for a QB rating of 89.6; 11 carries for 29 yards (2.6 avg.) and 1 TD.
- Ran for a 1-yard TD in the 1st quarter to put Cincinnati ahead 7-0.

### 2007 (ST. LOUIS/CINCINNATI):
- Played in 1 game for Cincinnati.
- Dressed but did not play in 15 games for Cincinnati.
- Traded to Cincinnati from St. Louis on Sept. 1.
- Spent the offseason and training camp with St. Louis.

**VS. BALTIMORE (9/10):** Played but did not record any stats.

### 2006 (ST. LOUIS):
- Played in 1 game.
- Inactive for 15 games.
- 3 carries for 0 yards (0.0 avg.).

**AT MINNESOTA (12/31):** 3 carries for 0 yards (0.0 avg.).

### 2005 (ST. LOUIS):
- Played in 4 games with 3 starts.
- Dressed but did not play in 2 games.
- Inactive for 10 games.
- Completed 76-of-135 passes (56.3 pct.) for 777 yards and 4 TDs for a QB rating of 58.2.
- 14 carries for 64 yards (4.6 avg.) and 2 TDs.

**AT HOUSTON (11/27):** 19-of-30 passing (63.3 pct.) for 310 yards and 3 TDs for a QB rating of 117.4; 3 carries for 23 yards (7.7 avg.).
- Made his NFL debut.
- Threw his 1st NFL TD with a 19-yard pass to WR Torry Holt in the 3rd quarter.
- Completed a 56-yard TD pass to WR Kevin Curtis to win the game in overtime.

**VS. WASHINGTON (12/4):** 21-of-36 passing (58.3 pct.) for 163 yards for a QB rating of 58.0; 5 carries for 22 yards (4.4 avg.) and 1 TD.
- Made his 1st NFL start.
- Scored his 1st NFL rushing TD with a 7-yard run in the 2nd quarter.

**AT MINNESOTA (12/11):** 26-of-45 passing (57.8 pct.) for 235 yards; 5 carries for 16 yards (3.2 avg.) and 1 TD.
- Ran for a 14-yard TD in the 3rd quarter.

### HONORS:
- NFC Offensive Player of the Week (at Houston, 11/27/05).

## BEFORE THE NFL

### COLLEGE (HARVARD):
- 4-year letterman (2001-04).

**CAREER:** Played in 32 games; 384-of-641 passing (59.9 pct.) for 5,234 yards and 39 TDs; 365 carries for 1,487 yards (4.1 avg.) and 16 TDs.
- Finished his career ranked 2nd in school history in completions (384), TD passes (39), passing yards (5,234) and completion percentage (59.9 pct.).

**SENIOR (2004):** Played in all 10 games; 158-of-276 passing (57.2 pct.) for 1,986 yards and 13 TDs; 118 carries for 448 yards (3.8 avg.) and 5 TDs.
- Ivy League Player of the Year.
- Led team to a 10-0 record and the Ivy League Championship.

**JUNIOR (2003):** Played in 7 games; 107-of-178 passing (60.1 pct.) for 1,770 yards and 16 TDs; 109 carries for 430 yards (3.9 avg.) and 6 TDs.

**SOPHOMORE (2002):** Played in all 10 games; 94-of-150 passing (62.7 pct.) for 1,155 yards and 8 TDs; 115 carries for 523 yards (4.5 avg.) and 5 TDs.

**TRUE FRESHMAN (2001):** Played in 5 games; 25-of-37 passing (67.6 pct.) for 323 yards and 2 TDs; 23 carries for 86 yards (3.7 avg.).

### HIGH SCHOOL (HIGHLAND HS – GILBERT, ARIZ.)
- Also lettered in basketball and track and field.

**SENIOR (2000):**
- 2nd-team all-state.
- 1st-team all-region.
- Set 12 school records.

**JUNIOR (1999):**
- Led team to regional title.

## OFF THE FIELD

### PERSONAL:
- Married to Liza with 7 children.
- **MAJOR:** Economics.

## RYAN FITZPATRICK'S NFL REGULAR SEASON PASSING STATS

| YEAR | TEAM | GP | GS | ATT | CMP | PCT | YDS | Y/A | TD | INT | LG | SK/YDS | RATE |
|---|---|---|---|---|---|---|---|---|---|---|---|---|---|
| 2005 | ST. LOUIS | 4 | 3 | 135 | 76 | 56.3 | 777 | 5.8 | 4 | 8 | 56t | 9/49 | 58.2 |
| 2006 | ST. LOUIS | 1 | 0 | 0 | 0 | 0.0 | 0 | 0.0 | 0 | 0 | 0 | 0/0 | 0.0 |
| 2007 | CINCINNATI | 1 | 0 | 0 | 0 | 0.0 | 0 | 0.0 | 0 | 0 | 0 | 0/0 | 0.0 |
| 2008 | CINCINNATI | 13 | 12 | 372 | 221 | 59.4 | 1905 | 5.1 | 8 | 9 | 79 | 38/193 | 70.0 |
| 2009 | BUFFALO | 10 | 8 | 227 | 127 | 55.9 | 1422 | 6.3 | 9 | 10 | 98t | 21/127 | 69.7 |
| 2010 | BUFFALO | 13 | 13 | 441 | 255 | 57.8 | 3000 | 6.8 | 23 | 15 | 65t | 24/145 | 81.8 |
| 2011 | BUFFALO | 16 | 16 | 569 | 353 | 62.0 | 3832 | 6.7 | 24 | 23 | 60t | 22/148 | 79.1 |
| 2012 | BUFFALO | 16 | 16 | 505 | 306 | 60.6 | 3400 | 6.7 | 24 | 16 | 68t | 30/161 | 83.3 |
| 2013 | TENNESSEE | 11 | 9 | 350 | 217 | 62.0 | 2454 | 7.0 | 14 | 12 | 77t | 21/109 | 82.0 |
| 2014 | HOUSTON | 12 | 12 | 312 | 197 | 63.1 | 2483 | 8.0 | 17 | 8 | 76t | 21/83 | 95.3 |
| 2015 | N.Y. JETS | 16 | 16 | 562 | 335 | 59.6 | 3905 | 6.9 | 31 | 15 | 69t | 19/94 | 88.0 |
| 2016 | N.Y JETS | 14 | 11 | 403 | 228 | 56.6 | 2710 | 6.7 | 12 | 17 | 57 | 19/81 | 69.6 |
| 2017 | TAMPA BAY | 6 | 3 | 163 | 96 | 58.9 | 1103 | 6.8 | 7 | 3 | 41 | 7/34 | 86.0 |
| 2018 | TAMPA BAY | 8 | 7 | 246 | 164 | 66.7 | 2366 | 9.6 | 17 | 12 | 75t | 14/76 | 100.4 |
| | **NFL TOTALS** | **141** | **126** | **4285** | **2575** | **60.1** | **29357** | **6.9** | **190** | **148** | **98t** | **245/1300** | **81.1** |

## RYAN FITZPATRICK'S NFL REGULAR SEASON RUSHING/RECEIVING STATS

| | | | | RUSHING | | | | | RECEIVING | | | | |
|---|---|---|---|---|---|---|---|---|---|---|---|---|---|
| YEAR | TEAM | GP | GS | ATT | YDS | AVG | LG | TD | REC | YDS | AVG | LG | TD |
| 2005 | ST. LOUIS | 4 | 3 | 14 | 64 | 4.6 | 14t | 2 | 0 | 0 | 0.0 | - | 0 |
| 2006 | ST. LOUIS | 1 | 0 | 3 | 0 | 0.0 | 2 | 0 | 0 | 0 | 0.0 | - | 0 |
| 2007 | CINCINNATI | 1 | 0 | 0 | 0 | 0.0 | - | 0 | 0 | 0 | 0.0 | - | 0 |
| 2008 | CINCINNATI | 13 | 12 | 60 | 304 | 5.1 | 22 | 2 | 1 | -3 | -3.0 | -3 | 0 |
| 2009 | BUFFALO | 10 | 8 | 31 | 141 | 4.5 | 31t | 1 | 0 | 0 | 0.0 | - | 0 |
| 2010 | BUFFALO | 13 | 13 | 40 | 269 | 6.7 | 22 | 0 | 0 | 0 | 0.0 | - | 0 |
| 2011 | BUFFALO | 16 | 16 | 56 | 215 | 3.8 | 18 | 0 | 0 | 0 | 0.0 | - | 0 |
| 2012 | BUFFALO | 16 | 16 | 48 | 197 | 4.1 | 20 | 1 | 0 | 0 | 0.0 | - | 0 |
| 2013 | TENNESSEE | 11 | 9 | 43 | 225 | 5.2 | 26 | 3 | 1 | 0 | 0.0 | 0 | 0 |
| 2014 | HOUSTON | 12 | 12 | 50 | 184 | 3.7 | 16 | 2 | 0 | 0 | 0.0 | - | 0 |
| 2015 | N.Y. JETS | 16 | 16 | 60 | 270 | 4.5 | 19 | 2 | 0 | 0 | 0.0 | - | 0 |
| 2016 | N.Y JETS | 14 | 11 | 33 | 130 | 3.9 | 14 | 0 | 0 | 0 | 0.0 | - | 0 |
| 2017 | TAMPA BAY | 6 | 3 | 15 | 78 | 5.2 | 15 | 0 | 0 | 0 | 0.0 | - | 0 |
| 2018 | TAMPA BAY | 8 | 7 | 36 | 152 | 4.2 | 18 | 2 | 0 | 0 | 0.0 | - | 0 |
| | **NFL TOTALS** | **141** | **126** | **489** | **2229** | **4.6** | **31t** | **15** | **2** | **-3** | **-1.5** | **0** | **0** |

## ADDITIONAL STATS

**Career Regular Season Record As A Starter:** (St. Louis) 0-3 in 2005; (Cincinnati) 4-7-1 in 2008; (Buffalo) 4-4 in 2009; 4-9 in 2010; 6-10 in 2011; 6-10 in 2012; (Tennessee) 3-6 in 2013; (Houston) 6-6 in 2014; (N.Y. Jets) 10-6 in 2015; 3-8 in 2016; (Tampa Bay) 2-1 in 2017 and 2-5 in 2018 for total of 50-75-1.

**Miscellaneous Tackles:** (Cincinnati) 1 in 2008, (Buffalo) 2 in 20101 in 2011, 2 in 2012, (N.Y. Jets) 1 in 2015 for total of 7.

## SINGLE-GAME CAREER HIGHS

| | | |
|---|---|---|
| **Pass Attempts:** | 58 | twice, last: vs. Philadelphia, 9/27/15 |
| **Completions:** | 36 | twice, last: at N.Y. Giants, 12/6/15 |
| **Passing Yards:** | 417 | at New Orleans, 9/9/18 |
| **TD Passes:** | 6 | vs. Tennessee, 11/30/14 |
| **Longest Pass:** | 98t | at Jacksonville, 11/22/09 |
| **Completion Pct.:** | 81.8 | vs. Philadelphia, 9/16/18 |
| **Passer Rating:** | 156.3 | at New Orleans, 9/9/18 |
| **Rush Attempts:** | 12 | at New Orleans, 9/9/18 |
| **Rushing Yards:** | 74 | vs. N.Y. Jets, 10/3/10 |
| **Longest Run:** | 31t | vs. Miami, 11/29/09 |
| **Rushing TDs:** | 1 | 15 times, last: at N.Y. Giants, 11/18/18 |

## 300-YARD PASSING GAMES (17)

| DATE | OPP | ATT | CMP | PCT | YDS | TD | INT | LG | RATE |
|---|---|---|---|---|---|---|---|---|---|
| 11/27/05 | at Hou. | 30 | 19 | 63.3 | 310 | 3 | 1 | 56t | 117.4 |
| 10/24/10 | at Bal. | 43 | 29 | 67.4 | 382 | 4 | 2 | 43 | 106.9 |
| 11/21/10 | at Cin. | 34 | 21 | 61.8 | 316 | 4 | 2 | 54 | 107.0 |
| 9/25/11 | vs. NE | 40 | 27 | 67.5 | 369 | 2 | 2 | 48 | 92.6 |
| 12/18/11 | vs. Mia. | 47 | 31 | 66.0 | 316 | 2 | 3 | 28 | 72.7 |
| 1/1/12 | at NE | 46 | 29 | 63.0 | 307 | 2 | 4 | 29 | 60.7 |
| 9/30/12 | vs. NE | 39 | 22 | 56.4 | 350 | 4 | 4 | 68t | 81.1 |
| 11/11/12 | at NE | 40 | 27 | 67.5 | 337 | 2 | 1 | 25 | 99.7 |
| 11/24/13 | at Oak. | 42 | 30 | 71.4 | 320 | 2 | 0 | 54t | 109.2 |
| 12/15/13 | vs. Ari. | 58 | 36 | 62.1 | 402 | 4 | 2 | 33 | 91.3 |
| 11/30/14 | vs. Ten. | 33 | 24 | 72.7 | 358 | 6 | 0 | 58t | 147.5 |
| 12/6/15 | at NYG | 50 | 36 | 72.0 | 390 | 2 | 0 | 28 | 107.9 |
| 9/15/16 | at Buf. | 34 | 24 | 70.6 | 374 | 1 | 0 | 37 | 116.5 |
| 9/9/18 | at NO | 28 | 21 | 75.0 | 417 | 4 | 0 | 58t | 156.3 |
| 9/16/18 | vs. Phi. | 33 | 27 | 81.8 | 402 | 4 | 1 | 75t | 144.4 |
| 9/24/18 | vs. Pit. | 50 | 30 | 60.0 | 411 | 3 | 3 | 51 | 81.3 |
| 11/11/18 | vs. Was. | 41 | 29 | 70.7 | 406 | 0 | 2 | 29 | 82.0 |

## 2005 GAME-BY-GAME STATS (ST. LOUIS)

| DATE | OPPONENT | P/S | ATT | CMP | PCT | YDS | TD | INT | LG | SK/YDS |
|---|---|---|---|---|---|---|---|---|---|---|
| 09/11 | at San Francisco | | | | | INACTIVE | | | | |
| 09/18 | at Arizona | | | | | INACTIVE | | | | |
| 09/25 | TENNESSEE | | | | | INACTIVE | | | | |
| 10/02 | at N.Y. Giants | | | | | INACTIVE | | | | |
| 10/09 | SEATTLE | | | | | INACTIVE | | | | |
| 10/17 | at Indianapolis | | | | | INACTIVE | | | | |
| 10/23 | NEW ORLEANS | | | | | INACTIVE | | | | |
| 10/30 | JACKSONVILLE | | | | | INACTIVE | | | | |
| 11/13 | at Seattle | | | | | INACTIVE | | | | |
| 11/20 | ARIZONA | | | | | INACTIVE | | | | |
| 11/27 | at Houston | 1/0 | 30 | 19 | 63.3 | 310 | 3 | 1 | 56t | 5/22 |
| 12/04 | WASHINGTON | 1/1 | 36 | 21 | 58.3 | 163 | 0 | 1 | 19 | 3/21 |
| 12/11 | at Minnesota | 1/1 | 45 | 26 | 57.8 | 235 | 0 | 5 | 20 | 1/6 |
| 12/18 | PHILADELPHIA | 1/1 | 24 | 10 | 41.7 | 69 | 1 | 1 | 13 | 0/0 |
| 12/24 | SAN FRANCISCO | | | | | DID NOT PLAY | | | | |
| 01/01 | at Dallas | | | | | DID NOT PLAY | | | | |
| **2005 TOTALS** | | **4/3** | **135** | **76** | **56.3** | **777** | **4** | **8** | **56t** | **9/49** |

## 2006 GAME-BY-GAME STATS (ST. LOUIS)

| DATE | OPPONENT | P/S | ATT | CMP | PCT | YDS | TD | INT | LG | SK/YDS |
|---|---|---|---|---|---|---|---|---|---|---|
| 09/10 | DENVER | | | | | INACTIVE | | | | |
| 09/17 | at San Francisco | | | | | INACTIVE | | | | |
| 09/24 | at Arizona | | | | | INACTIVE | | | | |
| 10/01 | DETROIT | | | | | INACTIVE | | | | |
| 10/08 | at Green Bay | | | | | INACTIVE | | | | |
| 10/15 | SEATTLE | | | | | INACTIVE | | | | |
| 10/29 | at San Diego | | | | | INACTIVE | | | | |
| 11/05 | KANSAS CITY | | | | | INACTIVE | | | | |
| 11/12 | at Seattle | | | | | INACTIVE | | | | |
| 11/19 | at Carolina | | | | | INACTIVE | | | | |
| 11/26 | SAN FRANCISCO | | | | | INACTIVE | | | | |
| 12/03 | ARIZONA | | | | | INACTIVE | | | | |
| 12/11 | CHICAGO | | | | | INACTIVE | | | | |
| 12/17 | at Oakland | | | | | INACTIVE | | | | |
| 12/24 | WASHINGTON | | | | | INACTIVE | | | | |
| 12/31 | at Minnesota | 1/0 | 0 | 0 | 0.0 | 0 | 0 | 0 | - | 0/0 |
| **2006 TOTALS** | | **1/0** | **0** | **0** | **0.0** | **0** | **0** | **0** | **–** | **0/0** |

## 2007 GAME-BY-GAME STATS (CINCINNATI)

| DATE | OPPONENT | P/S | ATT | CMP | PCT | YDS | TD | INT | LG | SK/YDS |
|---|---|---|---|---|---|---|---|---|---|---|
| 09/10 | BALTIMORE | 1/0 | 0 | 0 | 0.0 | 0 | 0 | 0 | - | 0/0 |
| 09/16 | at Cleveland | | | | | DID NOT PLAY | | | | |
| 09/23 | at Seattle | | | | | DID NOT PLAY | | | | |
| 10/01 | NEW ENGLAND | | | | | DID NOT PLAY | | | | |
| 10/14 | at Kansas City | | | | | DID NOT PLAY | | | | |
| 10/21 | N.Y. JETS | | | | | DID NOT PLAY | | | | |
| 10/28 | PITTSBURGH | | | | | DID NOT PLAY | | | | |
| 11/04 | at Buffalo | | | | | DID NOT PLAY | | | | |
| 11/11 | at Baltimore | | | | | DID NOT PLAY | | | | |
| 11/18 | ARIZONA | | | | | DID NOT PLAY | | | | |
| 11/25 | TENNESSEE | | | | | DID NOT PLAY | | | | |
| 12/02 | at Pittsburgh | | | | | DID NOT PLAY | | | | |
| 12/09 | ST. LOUIS | | | | | DID NOT PLAY | | | | |
| 12/15 | at San Francisco | | | | | DID NOT PLAY | | | | |
| 12/23 | CLEVELAND | | | | | DID NOT PLAY | | | | |
| 12/30 | at Miami | | | | | DID NOT PLAY | | | | |
| **2007 TOTALS** | | **1/0** | **0** | **0** | **0.0** | **0** | **0** | **0** | **–** | **0/0** |

## 2008 GAME-BY-GAME STATS (CINCINNATI)

| DATE | OPPONENT | P/S | ATT | CMP | PCT | YDS | TD | INT | LG | SK/YDS |
|---|---|---|---|---|---|---|---|---|---|---|
| 09/07 | at Baltimore | | | | | DID NOT PLAY | | | | |
| 09/14 | TENNESSEE | 1/0 | 0 | 0 | 0.0 | 0 | 0 | 0 | - | 0/0 |
| 09/21 | at N.Y. Giants | | | | | DID NOT PLAY | | | | |
| 09/28 | CLEVELAND | 1/1 | 35 | 21 | 60.0 | 156 | 1 | 3 | 22 | 3/14 |
| 10/05 | at Dallas | | | | | DID NOT PLAY | | | | |
| 10/12 | at N.Y. Jets | 1/1 | 33 | 20 | 60.6 | 152 | 0 | 0 | 16 | 5/24 |
| 10/19 | PITTSBURGH | 1/1 | 35 | 21 | 60.0 | 164 | 1 | 0 | 19 | 7/47 |
| 10/26 | at Houston | 1/1 | 32 | 20 | 62.5 | 155 | 0 | 2 | 14 | 2/7 |
| 11/02 | JACKSONVILLE | 1/1 | 31 | 21 | 67.7 | 162 | 2 | 1 | 22 | 2/9 |
| 11/16 | PHILADELPHIA | 1/1 | 44 | 29 | 65.9 | 261 | 1 | 0 | 26t | 8/35 |
| 11/20 | at Pittsburgh | 1/1 | 37 | 20 | 54.1 | 168 | 1 | 1 | 31 | 1/3 |
| 11/30 | BALTIMORE | 1/1 | 31 | 12 | 38.7 | 124 | 0 | 0 | 46 | 3/22 |
| 12/07 | at Indianapolis | 1/1 | 26 | 18 | 69.2 | 170 | 0 | 2 | 26 | 4/23 |
| 12/14 | WASHINGTON | 1/1 | 29 | 16 | 55.2 | 209 | 1 | 0 | 79 | 2/5 |
| 12/21 | at Cleveland | 1/1 | 9 | 5 | 55.6 | 55 | 1 | 0 | 20t | 0/0 |
| 12/28 | KANSAS CITY | 1/1 | 30 | 18 | 60.0 | 129 | 0 | 0 | 16 | 1/4 |
| **2008 TOTALS** | | **13/12** | **372** | **221** | **59.4** | **1905** | **8** | **9** | **79** | **38/193** |

## 2009 GAME-BY-GAME STATS (BUFFALO)

| DATE | OPPONENT | P/S | ATT | CMP | PCT | YDS | TD | INT | LG | SK/YDS |
|---|---|---|---|---|---|---|---|---|---|---|
| 09/14 | at New England | | | | | DID NOT PLAY | | | | |
| 09/20 | TAMPA BAY | | | | | DID NOT PLAY | | | | |
| 09/27 | NEW ORLEANS | | | | | DID NOT PLAY | | | | |
| 10/04 | at Miami | | | | | DID NOT PLAY | | | | |
| 10/11 | CLEVELAND | | | | | DID NOT PLAY | | | | |
| 10/18 | at N.Y. Jets | 1/0 | 25 | 10 | 40.0 | 116 | 1 | 1 | 37t | 0/0 |
| 10/25 | at Carolina | 1/1 | 22 | 11 | 50.0 | 123 | 1 | 0 | 50 | 2/9 |
| 11/01 | HOUSTON | 1/1 | 23 | 15 | 65.2 | 117 | 0 | 2 | 24 | 2/10 |
| 11/15 | at Tennessee | 1/0 | 7 | 2 | 28.6 | 6 | 0 | 1 | 5 | 0/0 |
| 11/22 | at Jacksonville | 1/1 | 31 | 18 | 58.1 | 297 | 1 | 2 | 98t | 2/7 |
| 11/29 | MIAMI | 1/1 | 26 | 17 | 65.4 | 246 | 1 | 1 | 51t | 6/39 |
| 12/03 | N.Y. JETS | 1/1 | 23 | 9 | 39.1 | 98 | 0 | 1 | 38 | 3/27 |
| 12/13 | at Kansas City | 1/1 | 20 | 12 | 60.0 | 86 | 1 | 1 | 17 | 2/13 |
| 12/20 | NEW ENGLAND | 1/1 | 25 | 17 | 68.0 | 178 | 1 | 1 | 29 | 4/22 |
| 12/27 | at Atlanta | | | | | INACTIVE | | | | |
| 01/03 | INDIANAPOLIS | 1/1 | 25 | 16 | 64.0 | 155 | 3 | 0 | 41t | 0/0 |
| **2009 TOTALS** | | **10/8** | **227** | **127** | **55.9** | **1422** | **9** | **10** | **98t** | **21/127** |

## 2010 GAME-BY-GAME STATS (BUFFALO)

| DATE | OPPONENT | P/S | ATT | CMP | PCT | YDS | TD | INT | LG | SK/YDS |
|---|---|---|---|---|---|---|---|---|---|---|
| 09/12 | MIAMI | | | | | DID NOT PLAY | | | | |
| 09/19 | at Green Bay | | | | | DID NOT PLAY | | | | |
| 09/26 | at New England | 1/1 | 28 | 20 | 71.4 | 247 | 2 | 2 | 37t | 1/7 |
| 10/03 | N.Y. JETS | 1/1 | 27 | 12 | 44.4 | 128 | 2 | 0 | 37 | 3/19 |
| 10/10 | JACKSONVILLE | 1/1 | 30 | 20 | 66.7 | 220 | 3 | 0 | 45t | 3/24 |
| 10/24 | at Baltimore | 1/1 | 43 | 29 | 67.4 | 382 | 4 | 2 | 43 | 1/0 |
| 10/31 | at Kansas City | 1/1 | 48 | 24 | 50.0 | 223 | 1 | 1 | 37 | 3/32 |
| 11/07 | CHICAGO | 1/1 | 51 | 31 | 60.8 | 299 | 1 | 2 | 45 | 1/5 |
| 11/14 | DETROIT | 1/1 | 24 | 12 | 50.0 | 146 | 1 | 0 | 43 | 1/7 |
| 11/21 | at Cincinnati | 1/1 | 34 | 21 | 61.8 | 316 | 4 | 2 | 54 | 1/8 |
| 11/28 | PITTSBURGH | 1/1 | 45 | 23 | 51.1 | 265 | 1 | 1 | 65t | 2/10 |
| 12/05 | at Minnesota | 1/1 | 25 | 15 | 60.0 | 158 | 1 | 1 | 28 | 1/3 |
| 12/12 | CLEVELAND | 1/1 | 23 | 14 | 60.9 | 142 | 1 | 0 | 35 | 2/11 |
| 12/19 | at Miami | 1/1 | 26 | 16 | 61.5 | 223 | 2 | 1 | 29 | 2/12 |
| 12/26 | NEW ENGLAND | 1/1 | 37 | 18 | 48.6 | 251 | 0 | 3 | 41 | 3/7 |
| 01/02 | at N.Y. Jets | | | | | INACTIVE | | | | |
| **2010 TOTALS** | | **13/13** | **441** | **255** | **57.8** | **3000** | **23** | **15** | **65t** | **24/145** |

## 2011 GAME-BY-GAME STATS (BUFFALO)

| DATE | OPPONENT | P/S | ATT | CMP | PCT | YDS | TD | INT | LG | SK/YDS |
|---|---|---|---|---|---|---|---|---|---|---|
| 09/11 | at Kansas City | 1/1 | 25 | 17 | 68.0 | 208 | 4 | 0 | 35 | 1/7 |
| 09/18 | OAKLAND | 1/1 | 46 | 28 | 60.9 | 264 | 3 | 1 | 19 | 0/0 |
| 09/25 | NEW ENGLAND | 1/1 | 40 | 27 | 67.5 | 369 | 2 | 2 | 48 | 0/0 |
| 10/02 | at Cincinnati | 1/1 | 34 | 20 | 58.8 | 199 | 0 | 0 | 44 | 1/9 |
| 10/09 | PHILADELPHIA | 1/1 | 27 | 21 | 77.8 | 193 | 1 | 1 | 49 | 1/5 |
| 10/16 | at N.Y. Giants | 1/1 | 30 | 21 | 70.0 | 244 | 2 | 2 | 60t | 3/25 |
| 10/30 | WASHINGTON | 1/1 | 27 | 21 | 77.8 | 262 | 2 | 1 | 46 | 2/10 |
| 11/06 | N.Y. JETS | 1/1 | 31 | 15 | 48.4 | 191 | 1 | 2 | 52 | 0/0 |
| 11/13 | at Dallas | 1/1 | 31 | 20 | 64.5 | 146 | 1 | 3 | 21 | 1/10 |
| 11/20 | at Miami | 1/1 | 39 | 20 | 51.3 | 209 | 0 | 2 | 31 | 2/11 |
| 11/27 | at N.Y. Jets | 1/1 | 39 | 26 | 66.7 | 264 | 3 | 0 | 36t | 3/14 |
| 12/04 | TENNESSEE | 1/1 | 46 | 29 | 63.0 | 288 | 1 | 0 | 29 | 1/6 |
| 12/11 | at San Diego | 1/1 | 34 | 13 | 38.2 | 176 | 0 | 2 | 53 | 1/10 |
| 12/18 | MIAMI | 1/1 | 47 | 31 | 66.0 | 316 | 2 | 3 | 28 | 3/25 |
| 12/24 | DENVER | 1/1 | 27 | 15 | 55.6 | 196 | 0 | 0 | 55 | 1/5 |
| 01/01 | at New England | 1/1 | 46 | 29 | 63.0 | 307 | 2 | 4 | 29 | 2/11 |
| **2011 TOTALS** | | **16/16** | **569** | **353** | **62.0** | **3832** | **24** | **23** | **60t** | **22/148** |

## 2012 GAME-BY-GAME STATS (BUFFALO)

| DATE | OPPONENT | P/S | ATT | CMP | PCT | YDS | TD | INT | LG | SK/YDS |
|---|---|---|---|---|---|---|---|---|---|---|
| 09/09 | at N.Y. Jets | 1/1 | 32 | 18 | 56.3 | 195 | 3 | 3 | 30 | 0/0 |
| 09/16 | KANSAS CITY | 1/1 | 19 | 10 | 52.6 | 178 | 2 | 0 | 49t | 0/0 |
| 09/23 | at Cleveland | 1/1 | 35 | 22 | 62.9 | 208 | 3 | 0 | 32t | 1/2 |
| 09/30 | NEW ENGLAND | 1/1 | 39 | 22 | 56.4 | 350 | 4 | 4 | 68t | 3/10 |
| 10/07 | at San Francisco | 1/1 | 26 | 16 | 61.5 | 126 | 0 | 1 | 20 | 1/11 |
| 10/14 | at Arizona | 1/1 | 32 | 18 | 56.3 | 153 | 0 | 0 | 23 | 2/12 |
| 10/21 | TENNESSEE | 1/1 | 35 | 27 | 77.1 | 225 | 3 | 1 | 27t | 1/9 |
| 11/04 | at Houston | 1/1 | 38 | 25 | 65.8 | 239 | 0 | 0 | 28 | 4/9 |
| 11/11 | at New England | 1/1 | 40 | 27 | 67.5 | 337 | 2 | 1 | 25 | 3/18 |
| 11/15 | MIAMI | 1/1 | 27 | 17 | 63.0 | 168 | 0 | 0 | 24 | 3/7 |
| 11/25 | at Indianapolis | 1/1 | 33 | 17 | 51.5 | 180 | 1 | 1 | 63 | 2/11 |
| 12/02 | JACKSONVILLE | 1/1 | 17 | 9 | 52.9 | 112 | 2 | 1 | 51 | 0/0 |
| 12/09 | ST. LOUIS | 1/1 | 33 | 25 | 75.8 | 247 | 1 | 1 | 34 | 5/27 |
| 12/16 | SEATTLE | 1/1 | 38 | 21 | 55.3 | 217 | 1 | 2 | 25 | 3/32 |
| 12/23 | at Miami | 1/1 | 35 | 20 | 57.1 | 240 | 1 | 1 | 41 | 2/13 |
| 12/30 | N.Y. JETS | 1/1 | 26 | 12 | 46.2 | 225 | 1 | 0 | 66t | 0/0 |
| **2012 TOTALS** | | **16/16** | **505** | **306** | **60.6** | **3400** | **24** | **16** | **68t** | **30/161** |

## 2013 GAME-BY-GAME STATS (TENNESSEE)

| DATE | OPPONENT | P/S | ATT | CMP | PCT | YDS | TD | INT | LG | SK/YDS |
|---|---|---|---|---|---|---|---|---|---|---|
| 09/08 | at Pittsburgh | | | | | DID NOT PLAY | | | | |
| 09/15 | at Houston | | | | | DID NOT PLAY | | | | |
| 09/22 | SAN DIEGO | | | | | DID NOT PLAY | | | | |
| 09/29 | N.Y. JETS | 1/0 | 8 | 3 | 37.5 | 108 | 1 | 0 | 77t | 0/0 |
| 10/06 | KANSAS CITY | 1/1 | 41 | 21 | 51.2 | 247 | 1 | 2 | 49t | 3/13 |
| 10/13 | at Seattle | 1/1 | 29 | 17 | 58.6 | 171 | 0 | 2 | 32 | 3/14 |
| 10/20 | SAN FRANCISCO | | | | | DID NOT PLAY | | | | |
| 11/03 | at St. Louis | | | | | DID NOT PLAY | | | | |
| 11/10 | JACKSONVILLE | 1/0 | 33 | 22 | 66.7 | 264 | 2 | 0 | 40 | 1/9 |
| 11/14 | INDIANAPOLIS | 1/1 | 28 | 22 | 78.6 | 222 | 1 | 0 | 42 | 2/4 |
| 11/24 | at Oakland | 1/1 | 42 | 30 | 71.4 | 320 | 2 | 0 | 54t | 2/8 |
| 12/01 | at Indianapolis | 1/1 | 37 | 21 | 56.8 | 201 | 1 | 3 | 35 | 1/16 |
| 12/08 | at Denver | 1/1 | 24 | 13 | 54.2 | 172 | 1 | 1 | 57 | 2/14 |
| 12/15 | ARIZONA | 1/1 | 58 | 36 | 62.1 | 402 | 4 | 2 | 33 | 3/8 |
| 12/22 | at Jacksonville | 1/1 | 26 | 17 | 65.4 | 181 | 1 | 1 | 30t | 3/17 |
| 12/29 | HOUSTON | 1/1 | 24 | 15 | 62.5 | 166 | 0 | 1 | 34 | 1/6 |
| **2013 TOTALS** | | **11/9** | **350** | **217** | **62.0** | **2454** | **14** | **12** | **77t** | **21/109** |

## 2014 GAME-BY-GAME STATS (HOUSTON)

| DATE | OPPONENT | P/S | ATT | CMP | PCT | YDS | TD | INT | LG | SK/YDS |
|---|---|---|---|---|---|---|---|---|---|---|
| 09/07 | WASHINGTON | 1/1 | 22 | 14 | 63.6 | 206 | 1 | 0 | 76t | 0/0 |
| 09/14 | at Oakland | 1/1 | 19 | 14 | 73.7 | 139 | 2 | 0 | 26 | 0/0 |
| 09/21 | at N.Y. Giants | 1/1 | 34 | 20 | 58.8 | 289 | 1 | 3 | 49 | 2/7 |
| 09/28 | BUFFALO | 1/1 | 37 | 25 | 67.6 | 268 | 1 | 2 | 35t | 3/4 |
| 10/05 | at Dallas | 1/1 | 25 | 16 | 64.0 | 154 | 0 | 1 | 20 | 0/0 |
| 10/09 | INDIANAPOLIS | 1/1 | 23 | 15 | 65.2 | 212 | 1 | 0 | 40 | 5/16 |
| 10/20 | at Pittsburgh | 1/1 | 32 | 21 | 65.6 | 262 | 2 | 1 | 32 | 1/1 |
| 10/26 | at Tennessee | 1/1 | 35 | 19 | 54.3 | 227 | 1 | 0 | 23 | 5/34 |
| 11/02 | PHILADELPHIA | 1/1 | 27 | 13 | 48.1 | 203 | 2 | 1 | 56t | 4/21 |
| 11/16 | at Cleveland | | | | | DID NOT PLAY | | | | |
| 11/23 | CINCINNATI | | | | | DID NOT PLAY | | | | |
| 11/30 | TENNESSEE | 1/1 | 33 | 24 | 72.7 | 358 | 6 | 0 | 58t | 0/0 |
| 12/07 | at Jacksonville | 1/1 | 27 | 13 | 68.4 | 135 | 0 | 0 | 28 | 1/0 |
| 12/14 | at Indianapolis | 1/1 | 19 | 13 | 68.4 | 135 | 0 | 0 | 28 | 1/0 |
| 12/21 | BALTIMORE | | | | | INJURED RESERVE | | | | |
| 12/28 | JACKSONVILLE | | | | | INJURED RESERVE | | | | |
| **2014 TOTALS** | | **12/12** | **312** | **197** | **63.1** | **2483** | **17** | **8** | **76t** | **21/83** |

## 2015 GAME-BY-GAME STATS (N.Y. JETS)

| DATE | OPPONENT | P/S | ATT | CMP | PCT | YDS | TD | INT | LG | SK/YDS |
|---|---|---|---|---|---|---|---|---|---|---|
| 09/13 | CLEVELAND | 1/1 | 24 | 15 | 62.5 | 179 | 2 | 1 | 43 | 0/0 |
| 09/21 | at Indianapolis | 1/1 | 34 | 22 | 64.7 | 244 | 2 | 1 | 42 | 1/1 |
| 09/27 | PHILADELPHIA | 1/1 | 58 | 35 | 60.3 | 283 | 2 | 3 | 26 | 1/7 |
| 10/04 | at Miami | 1/1 | 29 | 16 | 55.2 | 218 | 1 | 1 | 58 | 0/0 |
| 10/18 | WASHINGTON | 1/1 | 26 | 19 | 73.1 | 253 | 2 | 1 | 35t | 0/0 |
| 10/25 | at New England | 1/1 | 39 | 22 | 56.4 | 295 | 2 | 0 | 29 | 2/12 |
| 11/01 | at Oakland | 1/1 | 5 | 4 | 80.0 | 46 | 0 | 0 | 25 | 0/0 |
| 11/08 | JACKSONVILLE | 1/1 | 34 | 21 | 61.8 | 272 | 2 | 0 | 44 | 2/11 |
| 11/12 | BUFFALO | 1/1 | 34 | 15 | 44.1 | 193 | 2 | 2 | 36 | 1/3 |
| 11/22 | at Houston | 1/1 | 39 | 19 | 48.7 | 216 | 1 | 2 | 25 | 3/19 |
| 11/29 | MIAMI | 1/1 | 37 | 22 | 59.5 | 277 | 4 | 0 | 47 | 1/3 |
| 12/06 | at N.Y. Giants | 1/1 | 50 | 36 | 72.0 | 390 | 2 | 0 | 28 | 3/17 |
| 12/13 | TENNESSEE | 1/1 | 36 | 21 | 58.3 | 263 | 3 | 0 | 69t | 1/7 |
| 12/19 | at Dallas | 1/1 | 39 | 26 | 66.7 | 299 | 1 | 1 | 43 | 2/0 |
| 12/27 | NEW ENGLAND | 1/1 | 41 | 26 | 63.4 | 296 | 3 | 0 | 48 | 1/11 |
| 01/03 | at Buffalo | 1/1 | 37 | 16 | 43.2 | 181 | 2 | 3 | 41 | 1/3 |
| **2015 TOTALS** | | **16/16** | **562** | **335** | **59.6** | **3905** | **31** | **15** | **69t** | **19/94** |

## 2016 GAME-BY-GAME STATS (N.Y. JETS)

| DATE | OPPONENT | P/S | ATT | CMP | PCT | YDS | TD | INT | LG | SK/YDS |
|---|---|---|---|---|---|---|---|---|---|---|
| 09/11 | CINCINNATI | 1/1 | 35 | 19 | 54.3 | 189 | 2 | 1 | 24 | 1/1 |
| 09/15 | at Buffalo | 1/1 | 34 | 24 | 70.6 | 374 | 1 | 0 | 37 | 1/4 |
| 09/25 | at Kansas City | 1/1 | 44 | 20 | 45.5 | 188 | 0 | 6 | 31 | 0/0 |
| 10/02 | SEATTLE | 1/1 | 41 | 23 | 56.1 | 261 | 1 | 3 | 41 | 4/14 |
| 10/09 | at Pittsburgh | 1/1 | 38 | 25 | 65.8 | 255 | 1 | 0 | 19 | 3/11 |
| 10/17 | at Arizona | 1/1 | 31 | 16 | 51.6 | 174 | 0 | 1 | 36 | 0/0 |
| 10/23 | BALTIMORE | 1/0 | 14 | 9 | 64.3 | 120 | 1 | 0 | 31 | 2/15 |
| 10/30 | at Cleveland | 1/1 | 34 | 16 | 47.1 | 228 | 1 | 0 | 57 | 2/6 |
| 11/06 | at Miami | 1/1 | 27 | 16 | 59.3 | 194 | 1 | 2 | 27 | 3/22 |
| 11/13 | L.A. RAMS | | | | | DID NOT PLAY | | | | |
| 11/27 | NEW ENGLAND | 1/1 | 32 | 22 | 68.8 | 269 | 2 | 0 | 40 | 1/0 |
| 12/05 | INDIANAPOLIS | 1/1 | 12 | 5 | 41.7 | 81 | 0 | 1 | 40 | 0/0 |
| 12/11 | at San Francisco | | | | | DID NOT PLAY | | | | |
| 12/17 | MIAMI | 1/0 | 10 | 5 | 50.0 | 31 | 0 | 1 | 13 | 0/0 |
| 12/24 | at New England | 1/0 | 21 | 8 | 38.1 | 136 | 0 | 2 | 30 | 0/0 |
| 01/01 | BUFFALO | 1/1 | 30 | 20 | 66.7 | 210 | 2 | 0 | 51 | 1/8 |
| **2016 TOTALS** | | **14/11** | **403** | **228** | **56.6** | **2710** | **12** | **17** | **57** | **19/81** |

## 2017 GAME-BY-GAME STATS (TAMPA BAY)

| DATE | OPPONENT | P/S | ATT | CMP | PCT | YDS | TD | INT | LG | SK/YDS |
|---|---|---|---|---|---|---|---|---|---|---|
| 09/17 | CHICAGO | 1/0 | 1 | 0 | 0.0 | 0 | 0 | 0 | - | 0/0 |
| 09/24 | at Minnesota | | | | | DID NOT PLAY | | | | |
| 10/01 | N.Y. GIANTS | | | | | DID NOT PLAY | | | | |
| 10/05 | NEW ENGLAND | | | | | DID NOT PLAY | | | | |
| 10/15 | at Arizona | 1/0 | 32 | 22 | 68.8 | 290 | 3 | 2 | 41 | 2/7 |
| 10/22 | at Buffalo | | | | | DID NOT PLAY | | | | |
| 10/29 | CAROLINA | | | | | DID NOT PLAY | | | | |
| 11/05 | at New Orleans | 1/0 | 15 | 8 | 53.3 | 68 | 1 | 0 | 15 | 2/10 |
| 11/12 | N.Y. JETS | 1/1 | 34 | 17 | 50.0 | 187 | 1 | 1 | 22 | 1/6 |
| 11/19 | at Miami | 1/1 | 37 | 22 | 59.5 | 275 | 2 | 0 | 29 | 1/7 |
| 11/26 | at Atlanta | 1/1 | 44 | 27 | 61.4 | 283 | 0 | 0 | 29 | 1/4 |
| 12/03 | at Green Bay | | | | | DID NOT PLAY | | | | |
| 12/10 | DETROIT | | | | | DID NOT PLAY | | | | |
| 12/18 | ATLANTA | | | | | DID NOT PLAY | | | | |
| 12/24 | at Carolina | | | | | DID NOT PLAY | | | | |
| 12/31 | NEW ORLEANS | | | | | DID NOT PLAY | | | | |
| **2017 TOTALS** | | **6/3** | **163** | **96** | **58.9** | **1103** | **7** | **3** | **41** | **7/34** |

## 2018 GAME-BY-GAME STATS (TAMPA BAY)

| DATE | OPPONENT | P/S | ATT | CMP | PCT | YDS | TD | INT | LG | SK/YDS |
|---|---|---|---|---|---|---|---|---|---|---|
| 09/09 | at New Orleans | 1/1 | 28 | 21 | 75.0 | 417 | 4 | 0 | 58t | 0/0 |
| 09/16 | PHILADELPHIA | 1/1 | 33 | 27 | 81.8 | 402 | 4 | 1 | 75t | 2/9 |
| 09/24 | PITTSBURGH | 1/1 | 50 | 30 | 60.0 | 411 | 3 | 3 | 51 | 3/19 |
| 09/30 | at Chicago | 1/1 | 18 | 9 | 50.0 | 126 | 0 | 1 | 48 | 2/9 |
| 10/14 | at Atlanta | | | | | DID NOT PLAY | | | | |
| 10/21 | CLEVELAND | | | | | DID NOT PLAY | | | | |
| 10/28 | at Cincinnati | 1/0 | 15 | 11 | 73.3 | 194 | 2 | 0 | 72t | 1/0 |
| 11/04 | at Carolina | 1/1 | 40 | 24 | 60.0 | 243 | 4 | 2 | 31 | 3/24 |
| 11/11 | WASHINGTON | 1/1 | 41 | 29 | 70.7 | 406 | 0 | 2 | 29 | 2/8 |
| 11/18 | at N.Y. Giants | 1/1 | 21 | 13 | 61.9 | 167 | 0 | 3 | 39 | 1/7 |
| 11/25 | SAN FRANCISCO | | | | | DID NOT PLAY | | | | |
| 12/02 | CAROLINA | | | | | DID NOT PLAY | | | | |
| 12/09 | NEW ORLEANS | | | | | DID NOT PLAY | | | | |
| 12/16 | at Baltimore | | | | | DID NOT PLAY | | | | |
| 12/23 | at Dallas | | | | | INACTIVE | | | | |
| 12/30 | ATLANTA | | | | | INACTIVE | | | | |
| **2018 TOTALS** | | **8/7** | **246** | **164** | **66.7** | **2366** | **17** | **12** | **75t** | **14/76** |

# 84 ISAIAH FORD

WIDE RECEIVER // 6-2 // 194 // VIRGINIA TECH '17
ACQUIRED: D7, '17
HOMETOWN: JACKSONVILLE, FLA. // BORN: 2/9/96
NFL: SECOND SEASON // DOLPHINS: SECOND SEASON

## NFL CAREER

### TRANSACTIONS:

- Promoted from Miami's practice squad on Nov. 28, 2018.
- Signed to Miami's practice squad on Sept. 3, 2018
- Waived by Miami on Sept. 1, 2018.
- 7th-round pick (237th overall) by Miami in the 2017 NFL draft.

### CAREER HIGHLIGHTS:

- Played in 1 game.

### 2018 (MIAMI):

- Played in 1 game.
- Inactive for 4 games.
- Promoted from Miami's practice squad on Nov. 28.

**VS. BUFFALO (12/2):** Played 13 offensive snaps.

- Made NFL debut.

### 2017 (MIAMI):

- Missed the entire season after being placed on injured reserve on Aug. 19.

## BEFORE THE NFL

### COLLEGE (VIRGINIA TECH):

- 3-year starter (2014-16).

**CAREER:** Played in 40 games with 37 starts; 210 receptions for 2,967 yards (14.1 avg.) and 24 TDs.

- Left school as the only player in ACC history to hold sole possession of his school's career records for receptions, receiving yards and receiving TDs.

**JUNIOR (2016):** Started all 14 games; 79 receptions for 1,094 yards (13.9 avg.) and 7 TDs; 6 carries for 33 yards (5.5 avg.).

- His 79 receptions were a single-season school record.
- Consensus 2nd-team All-ACC.

**SOPHOMORE (2015):** Played in all 13 games with 12 starts; 75 receptions for 1,164 yards (15.5 avg.) and 11 TDs; 7 carries for 51 yards (7.3 avg.).

- His 1,164 receiving yards and 11 TD receptions were single-season school records.
- 1st-team All-ACC.

**TRUE FRESHMAN (2014):** Played in all 13 games with 11 starts; 56 receptions for 709 yards (12.7 avg.) and 6 TDs; 4 carries for 0 yards.

- His 56 receptions and 709 receiving yards led the team.
- Honorable mention All-ACC.

### HIGH SCHOOL (TRINITY CHRISTIAN ACADEMY – JACKSONVILLE, FLA.)

- Also played basketball, averaging 37 points per game as a senior and earning 1st-team All-First Coast honors.

**SENIOR (2013):** 717 receiving yards and 12 receiving TDs; 401 rushing yards and 4 rushing TDs; 1 TD pass.

- All-state.

## OFF THE FIELD

### PERSONAL:

- **MAJOR:** Human development.

## ISAIAH FORD'S NFL REGULAR SEASON STATS

| | | | | RECEIVING | | | | | RUSHING | | | | |
|---|---|---|---|---|---|---|---|---|---|---|---|---|---|
| YEAR | TEAM | GP | GS | REC | YDS | AVG | LG | TD | ATT | YDS | AVG | LG | TD |
| 2017 | MIAMI | | | INJURED RESERVE | | | | | | | | | |
| 2018 | MIAMI | 1 | 0 | 0 | 0 | 0.0 | - | 0 | 0 | 0 | 0.0 | - | 0 |
| | **NFL TOTALS** | **1** | **0** | **0** | **0** | **0.0** | **-** | **0** | **0** | **0** | **0.0** | **-** | **0** |

# 61 KYLE FULLER

GUARD // 6-5 // 320 // BAYLOR '17
ACQUIRED: FA, '19
HOMETOWN: WYLIE, TEXAS // BORN: 3/4/94
NFL: SECOND SEASON // DOLPHINS: FIRST SEASON

## NFL CAREER

### TRANSACTIONS:

- Signed by Miami on May 16, 2019.
- Waived by Washington on April 30, 2019.
- Signed by Washington on Dec. 11, 2018.
- Signed to Houston's practice squad on Sept. 2, 2018.
- Waived by Houston on Sept. 1, 2018.
- 7th-round pick (243rd overall) by Houston in the 2017 NFL draft.

### CAREER HIGHLIGHTS:

- Played in 11 career games with 2 starts.

### 2018 (HOUSTON/WASHINGTON):

- Played in 2 games for Washington.
- Inactive for 1 game for Washington.
- Signed by Washington from Houston's practice squad on Dec. 11.
- Spent 14 weeks on Houston's practice squad.

**AT TENNESSEE (12/22):** Played 33 snaps at guard.

- Blocked for RB Adrian Peterson, who had 26 carries for 119 yards (4.6 avg.).

### 2017 (HOUSTON):

- Played in 9 games with 2 starts.
- Inactive for 7 games.

**AT CINCINNATI (9/14):** Started as a 3rd offensive tackle.

- Made his NFL debut and 1st NFL start.
- Blocked for a running game that had 35 carries for 168 yards (4.8 avg.) and 1 TD.

**VS. PITTSBURGH (12/25):** Played 17 snaps at guard.

- Blocked for a running game that had 28 carries for 176 yards (6.3 avg.).

**AT INDIANAPOLIS (12/31):** Started at tight end.

## BEFORE THE NFL

### COLLEGE (BAYLOR):

- 4-year letterman (2013-16) and 3-year starter.

**CAREER:** Played in 52 games with 39 starts at center.

- Started 39 consecutive games to finish his career.

**SENIOR (2016):** Started all 13 games at center.

- 1st-team All-Big 12.
- Blocked for an offense that led the Big 12 in rushing offense (241.8 yards per game).

**JUNIOR (2015):** Started all 13 games at center.

- 2nd-team All-Big 12.
- Blocked for an offense that led the Big 12 and ranked 2nd in the nation in rushing offense (326.7 yards per game).
- Part of an offensive line unit that led the Big 12 with 1.15 sacks allowed per game.

**SOPHOMORE (2014):** Started all 13 games at center.

- Honorable mention All-Big 12.
- Blocked for an offense that ranked 2nd in the Big 12 in rushing offense (215.5 yards per game).

**REDSHIRT FRESHMAN (2013):** Played in 4 games.

- Redshirted in 2012.

### HIGH SCHOOL (WYLIE HS – WYLIE, TEXAS)

**SENIOR (2011):**

- 1st-team all-district.
- 2nd-team all-area.

## OFF THE FIELD

### PERSONAL:

- **MAJOR:** Communication studies.

## KYLE FULLER'S NFL REGULAR SEASON STATS

**GAMES/STARTS:** (Houston) 2017: 9/2, (Washington) 2018: 2/0 **NFL TOTALS: 11/2**

# 88 MIKE GESICKI

**TIGHT END // 6-6 // 250 // PENN STATE '18**
**ACQUIRED: D2, '18**
**HOMETOWN: MANAHAWKIN, N.J. // BORN: 10/3/95**
**NFL: SECOND SEASON // DOLPHINS: SECOND SEASON**

## NFL CAREER

### TRANSACTIONS:

- 2nd-round pick (42nd overall) by Miami in the 2018 NFL draft.

### CAREER HIGHLIGHTS:

- Played in 16 career games with 7 starts.
- 22 receptions for 202 yards (9.2 avg.).
- His 22 receptions and 202 receiving yards in 2018 were 3rd in team history among rookie tight ends:

**DOLPHINS ROOKIE TIGHT END RECEIVING LEADERS**

| | PLAYER | YEAR | REC | YDS | AVG |
|---|---|---|---|---|---|
| 1. | Ferrell Edmunds | 1988 | 33 | 575 | 17.4 |
| 2. | Randy McMichael | 2002 | 39 | 485 | 12.4 |
| **3.** | **MIKE GESICKI** | **2018** | **22** | **202** | **9.2** |
| 4. | Joe Rose | 1980 | 13 | 149 | 11.5 |
| 5. | Donald Lee | 2003 | 7 | 110 | 15.7 |

### 2018 (MIAMI):

- Played in all 16 games with 7 starts.
- 22 receptions for 202 yards (9.2 avg.).
- His 22 receptions and 202 receiving yards were 3rd in team history among rookie tight ends.

**VS. TENNESSEE (9/9):** 1 reception for 11 yards (11.0 avg.).

- Caught an 11-yard pass from QB Ryan Tannehill for his first career reception.
- Made NFL debut.

**VS. OAKLAND (9/23):** 3 receptions for 31 yards (10.3 avg.).

**VS. DETROIT (10/21):** 3 receptions for 44 yards (14.7 avg.).

## BEFORE THE NFL

### COLLEGE (PENN STATE):

- 4-year letterman (2014-17) and 3-year starter.

**CAREER:** Played in 51 games with 36 starts; 129 receptions for 1,481 yards (11.5 avg.) and 15 TDs.

- Finished his career with at least 1 reception in 27 straight games.
- His 129 receptions were 9th overall in Penn State history and the most among tight ends.
- His 1,481 receiving yards were the most in Penn State history by a tight end and 17th by a player at any position.
- His 15 receiving TDs were the most in Penn State history by a tight end and 9th by a player at any position.

**SENIOR (2017):** Started all 13 games; 57 receptions for 563 yards (9.9 avg.) and 9 TDs.

- 2nd-team All-American.
- 1st-team All-Big Ten.
- Finalist for the John Mackey Award (nation's top tight end).

- His 9 receiving TDs were 3rd in the Big Ten and the most by a tight end in Penn State history.
- His 4.4 receptions per game were 6th in the Big Ten.
- Finished 3rd in receptions (57), 4th in receiving TDs (9) and 5th in receiving yards (563) among FBS tight ends.
- Caught a TD pass in 5 straight games.

**JUNIOR (2016):** Started all 14 games; 48 receptions for 679 yards (14.2 avg.) and 5 TDs.
- 3rd-team All-American.
- 2nd-team All-Big Ten.
- His 48 receptions led the Big Ten and were 7th nationally among tight ends.
- His 679 receiving yards led all Big Ten tight ends, were 7th nationally at the position and set a single-season tight end school record.

**SOPHOMORE (2015):** Played in 11 games with 8 starts; 13 receptions for 125 yards (9.6 avg.) and 1 TD.

**TRUE FRESHMAN (2014):** Played in all 13 games with 1 start; 11 receptions for 114 yards (10.4 avg.).
- Big Ten All-Freshman Team.

### HIGH SCHOOL (SOUTHERN REGIONAL HS – MANAHAWKIN, N.J.)

- Became the school's all-time leading receiver with 103 receptions for 1,817 yards (17.6 avg.) and 16 TDs.
- Also played basketball and volleyball.
- Became the school's all-time leading scorer in basketball with 1,867 points.
- Won the state's 2014 dunk contest.
- Helped his school win a state title in basketball.

**SENIOR (2013):** 33 receptions for 530 yards (16.1 avg.) and 4 TDs.
- All-American.
- All-state.

**JUNIOR (2012):** 50 receptions for 954 yards (19.1 avg.) and 9 TDs.
- Helped his team finish as state runner-ups.

**SOPHOMORE (2011):** 16 receptions for 276 yards (17.3 avg.) and 3 TDs.

## OFF THE FIELD

### PERSONAL:

- **PRONUNCIATION:** Last name is pronounced guh-sick-EE.
- **MAJOR:** Advertising and public relations.

## MIKE GESICKI'S NFL REGULAR SEASON STATS

| | | | | RECEIVING | | | | | RUSHING | | | | |
|---|---|---|---|---|---|---|---|---|---|---|---|---|---|
| YEAR | TEAM | GP | GS | REC | YDS | AVG | LG | TD | ATT | YDS | AVG | LG | TD |
| 2018 | MIAMI | 16 | 7 | 22 | 202 | 9.2 | 27 | 0 | 0 | 0 | 0.0 | 0 | 0 |
| | **NFL TOTALS** | **16** | **7** | **22** | **202** | **9.2** | **27** | **0** | **0** | **0** | **0.0** | **0** | **0** |

### ADDITIONAL STATS

**Miscellaneous Tackles:** 1 in 2018.

### SINGLE-GAME CAREER HIGHS

| | | |
|---|---|---|
| **Receptions:** | 4 | at Houston, 10/25/18 |
| **Receiving Yards:** | 44 | vs. Detroit, 10/21/18 |
| **Longest Reception:** | 27 | vs. Detroit, 10/21/18 |

### 2018 GAME-BY-GAME STATS (MIAMI)

| DATE | OPPONENT | P/S | REC | YDS | AVG | LG | TD |
|---|---|---|---|---|---|---|---|
| 09/09 | TENNESSEE | 1/1 | 1 | 11 | 11.0 | 11 | 0 |
| 09/16 | at N.Y. Jets | 1/0 | 0 | 0 | 0.0 | - | 0 |
| 09/23 | OAKLAND | 1/0 | 3 | 31 | 10.3 | 19 | 0 |
| 09/30 | at New England | 1/0 | 1 | 9 | 9.0 | 9 | 0 |
| 10/07 | at Cincinnati | 1/1 | 3 | 26 | 8.7 | 16 | 0 |
| 10/14 | CHICAGO | 1/0 | 1 | 11 | 11.0 | 11 | 0 |
| 10/21 | DETROIT | 1/0 | 3 | 44 | 14.7 | 27 | 0 |
| 10/25 | at Houston | 1/1 | 4 | 14 | 3.5 | 10 | 0 |
| 11/04 | N.Y. JETS | 1/0 | 0 | 0 | 0.0 | - | 0 |
| 11/11 | at Green Bay | 1/0 | 1 | 5 | 5.0 | 5 | 0 |
| 11/25 | at Indianapolis | 1/1 | 1 | 5 | 5.0 | 5 | 0 |
| 12/02 | BUFFALO | 1/0 | 0 | 0 | 0.0 | - | 0 |
| 12/09 | NEW ENGLAND | 1/1 | 0 | 0 | 0.0 | - | 0 |
| 12/16 | at Minnesota | 1/1 | 2 | 23 | 11.5 | 14 | 0 |
| 12/23 | JACKSONVILLE | 1/0 | 1 | 5 | 5.0 | 5 | 0 |
| 12/30 | at Buffalo | 1/1 | 1 | 18 | 18.0 | 18 | 0 |
| **2018 TOTALS** | | **16/7** | **22** | **202** | **9.2** | **27** | **0** |

## THE LONGEST YARDS

Miami's 21-play, 92-yard drive vs. the New York Jets on January 1, 2012 was the longest scoring drive in terms of plays in franchise history. The previous team-long for a scoring drive was 18 plays, which happened three times (December 11, 2007 vs. Buffalo, September 17, 2008 at Arizona and December 27, 2009 vs. Houston). The drive against the Jets was also the longest scoring drive in team history in terms of time possession with 12 minutes and 29 seconds. The previous high was 10 minutes and 30 seconds vs. the Los Angeles Raiders on October 16, 1994.

# 56 DAVON GODCHAUX

DEFENSIVE TACKLE // 6-3 // 311 // LSU '17
ACQUIRED: DSB, '17
HOMETOWN: PLAQUEMINE, LA. // BORN: 11/11/94
NFL: THIRD SEASON // DOLPHINS: THIRD SEASON

## NFL CAREER

### TRANSACTIONS:

- 5th-round pick (178th overall) by Miami in the 2017 NFL draft.

### CAREER HIGHLIGHTS:

- Played in 31 career games with 21 starts.
- 88 tackles (57 solo), 1 sack, 1 pass defensed and 1 forced fumble.
- Is 1 of just 8 NFL DTs to miss 1 or fewer games since 2017.
- His 40 tackles in 2017 were 3rd in the NFL among rookie defensive linemen that season:

**2017 LEADING TACKLERS (ROOKIE DEFENSIVE LINEMEN)**

| | PLAYER | TEAM | TOT | SOLO | ASST |
|---|---|---|---|---|---|
| 1. | Dalvin Tomlinson | N.Y. Giants | 50 | 30 | 20 |
| 2. | Solomon Thomas | SF | 41 | 34 | 7 |
| **3.** | **DAVON GODCHAUX** | **MIAMI** | **40** | **26** | **14** |
| 4. | Larry Ogunjobi | Cleveland | 32 | 17 | 15 |
| 5. | Myles Garrett | Cleveland | 31 | 19 | 12 |

### 2018 (MIAMI):

- Started all 16 games.
- 48 tackles (31 solo) and 1 sack.

**VS. OAKLAND (9/23):** 3 solo tackles.

- Stuffed FB Keith Smith on fourth-and-1 at Miami's 1 yard line to prevent an Oakland touchdown.

**AT MINNESOTA (12/16):** 3 tackles (1 solo) and 1 sack.

- Sacked QB Kirk Cousins for a loss of 8 yards on third-and-4 in the 4th quarter.
- It was his 1st career sack.

**AT BUFFALO (12/30):** 6 tackles (5 solo).

### 2017 (MIAMI):

- Played in 15 games with 5 starts.
- Inactive for 1 game.
- 40 tackles (26 solo), 1 forced fumble and 1 pass defensed.
- His 40 tackles were 3rd in the NFL among rookie defensive linemen that season.

**AT L.A. CHARGERS (9/17):** 2 tackles (1 solo).

- Made NFL debut.

**VS. TENNESSEE (10/8):** 2 solo tackles and 1 forced fumble.

- Forced a RB DeMarco Murray fumble that was recovered by S Reshad Jones at the Tennessee 42-yard line in the 1st quarter.

**VS. OAKLAND (11/5):** 5 tackles (4 solo) and 1 pass defensed.

- Broke up a QB Derek Carr pass intended for RB Jalen Richard.

## BEFORE THE NFL

### COLLEGE (LSU):

- 3-year starter (2014-16).

**CAREER:** Played in 37 games with 34 starts; 145 tackles (51 solo), 12.5 sacks, 2 passes defensed and 2 forced fumbles.

- Finished his career with 33 consecutive starts.

**JUNIOR (2016):** Started all 12 games; 62 tackles (24 solo), 6.5 sacks and 1 pass defensed.

- His 6.5 sacks were 2nd on the team.

**SOPHOMORE (2015):** Started all 12 games; 41 tackles (12 solo), 6 sacks, 1 pass defensed and 1 forced fumble.

- His 6 sacks were 2nd on the team.

**TRUE FRESHMAN (2014):** Played in all 13 games with 10 starts; 42 tackles (15 solo) and 1 forced fumble.

- Started the final 9 games of the season.

### HIGH SCHOOL (PLAQUEMINE HS – PLAQUEMINE, LA.)

**SENIOR (2013):** Had season cut short due to injury.
**JUNIOR (2012):** 60 tackles, 4.5 sacks.

- 1st-team all-state.

## OFF THE FIELD

### COMMUNITY:

- Participated in a number of Dolphins signature charity events, which includes youth football camps, girls flag football jamborees and the 2019 Dolphins Cancer Challenge bike ride and 5k.
- Hosted a youth football camp in his hometown in 2018.
- Hosted the 2018 ChauxDown Cook-off to help raise funds for childhood obesity.

### PERSONAL:

- His hometown of Plaquemine honored him in 2017 by making May 9th Davon Godchaux Day.
- **PRONUNCIATION:** Name is pronounced duh-VAHN GOD-chaw.
- **MAJOR:** Sports management.

## DAVON GODCHAUX'S NFL REGULAR SEASON STATS

| | | | | TACKLES | | | | | INTERCEPTIONS | | | | | FUMBLES | |
|---|---|---|---|---|---|---|---|---|---|---|---|---|---|---|---|
| YEAR | TEAM | GP | GS | TOT | SOLO | ASST | SK | YDS | INT | YDS | LG | TD | PD | FF | FR |
| 2017 | MIAMI | 15 | 5 | 40 | 26 | 14 | 0.0 | 0.0 | 0 | 0 | 0 | 0 | 1 | 1 | 0 |
| 2018 | MIAMI | 16 | 16 | 48 | 31 | 17 | 1.0 | 8.0 | 0 | 0 | 0 | 0 | 0 | 0 | 0 |
| | **NFL TOTALS** | **31** | **21** | **88** | **57** | **31** | **1.0** | **8.0** | **0** | **0** | **0** | **0** | **1** | **1** | **0** |

### SINGLE-GAME CAREER HIGHS

| | | |
|---|---|---|
| **Tackles:** | 6 | 3 times: last at Buffalo, 12/30/18 |
| **Passes Defensed:** | 1 | vs. Oakland, 11/5/17 |
| **Sacks:** | 1 | at Minnesota, 12/16/18 |
| **Forced Fumbles:** | 1 | vs. Tennessee, 10/8/17 |

# 19 JAKEEM GRANT

WIDE RECEIVER // 5-7 // 171 // TEXAS TECH '16
ACQUIRED: D6A, '16
HOMETOWN: DALLAS, TEXAS // BORN: 10/30/92
NFL: FOURTH SEASON // DOLPHINS: FOURTH SEASON

## NFL CAREER

### TRANSACTIONS:

- 6th-round pick (186th overall) by Miami in the 2016 NFL draft.

### CAREER HONORS:

- AFC Special Teams Player of the Week (vs. Tennessee, 9/9/18).

### CAREER HIGHLIGHTS:

- Played in 42 career games with 2 starts.
- 34 receptions for 471 yards (13.9 avg.) and 4 TDs.
- 5 carries for 18 yards (3.6 avg.).
- 58 kickoff returns for 1,453 yards (25.1 avg.) and 1 TD.
- 59 punt returns for 583 yards (9.9 avg.) and 2 TDs.
- Posted his 1st kickoff return TD (102 yards) vs. Tennessee on 9/9/18. It was the 2nd-longest kickoff return in franchise history.
- Joined RB Kenyan Drake in 2016 as the 2nd pair of Dolphins rookies to have a kickoff and punt returned for a TD in the same season. It was just the 4th time in NFL history two different rookies on the same team combined for a kickoff and punt return for TD in the same season.
- Was 1 of just 2 NFL players (Andre Roberts) to return 2 kicks for TDs - 1 punt and 1 kickoff in 2018.
- At the time of his injury in 2018, was leading the NFL with 535 kickoff return yards and 4th with 228 punt return yards.

### 2018 (MIAMI):

- Played in 10 games with 2 starts.
- Inactive for 1 game.
- Missed the rest of the season after being placed on injured reserve on Nov. 28.
- 21 receptions for 268 yards (12.8 avg.) and 2 TDs; 1 carry for 5 yards (5.0 avg.); 14 punt returns for 228 yards (16.3 avg.) and 1 TD; 18 kickoff returns for 535 yards (29.7 avg.) and 1 TD.
- Was 1 of just 2 NFL players (Andre Roberts) to return 2 kicks for TDs - 1 punt and 1 kickoff.
- At the time of his injury, was leading the NFL with 535 kickoff return yards and 4th with 228 punt return yards.

**VS. TENNESSEE (9/9):** 5 receptions for 38 yards (7.6 avg.); 1 punt return for -1 yards (-1.0 avg.); 2 kickoff returns for 125 yards (62.5 avg.) and 1 TD.

- Returned a kickoff 102 yards for a TD in the 4th quarter to give Miami a 17-10 lead. It was his 1st career kickoff return for a TD and the 2nd-longest in franchise history (Mercury Morris, 105t, 9/14/69 at Cincinnati).

**VS. OAKLAND (9/23):** 2 receptions for 70 yards (35.0 avg.) and 2 TDs; 4 kickoff returns for 105 yards (26.3 avg.).

- Scored on an 18-yard shovel pass from QB Ryan Tannehill in the 3rd quarter.
- Caught a 52-yard TD pass from WR Albert Wilson to put Miami ahead 21-17 with 7:18 remaining in the game.
- It was the first multi-TD game of his career.

**AT CINCINNATI (10/7):** 3 punt returns for 85 yards (28.3 avg.) and 1 TD; 3 kickoff returns for 89 yards (29.7 avg.).

- Returned a punt 71 yards for a TD in the 2nd quarter to extend Miami's lead 14-0. It was his 2nd career punt return for a TD.
- Became the 1st player in Dolphins history to score on a reception, kickoff return and punt

return in the same season.
- Became the 2nd player in NFL history (Dante Hall, 2003) with a 100+ yard kickoff return touchdown, 70+ yard punt return touchdown and 50+ yard touchdown catch in the same season.

**HONORS:**
- AFC Special Teams Player of the Week (vs. Tennessee, 9/9).

### 2017 (MIAMI):
- Played in all 16 games.
- 13 receptions for 203 yards (15.6 avg.) and 2 TDs; 3 carries for 12 yards (4.0 avg.); 25 punt returns for 190 yards (7.6 avg.); 21 kickoff returns for 479 yards (22.8 avg.); 1 assisted special teams tackle.

**AT N.Y. JETS (9/24):** 1 reception for 12 yards.
- Reeled in his first NFL reception.

**VS. NEW ENGLAND (12/11):** 2 receptions for 42 yards (21.0 avg.) and 1 TD.
- Hauled in a 25-yard TD pass from QB Jay Cutler to give Miami a 20-10 lead.
- It was his first NFL TD reception.

**AT KANSAS CITY (12/24):** 4 receptions for 107 yards (26.8 avg.) and 1 TD.
- Scored on a 65-yard TD reception in the 2nd quarter from QB Jay Cutler.
- Totaled 101 receiving yards in the 1st half.
- It was the 1st 100-yard game of his career.

### 2016 (MIAMI):
- Played in all 16 games.
- 20 punt returns for 165 yards (8.3 avg.) and 1 TD; 19 kickoff returns for 439 yards (23.1 avg.); 1 carry for 1 yard; 1 solo special teams tackle.
- Joined RB Kenyan Drake as the 2nd pair of Dolphins rookies to have a kickoff and punt returned for a TD in the same season. It was just the 4th time in NFL history two different rookies on the same team combined for a kickoff and punt return for TD in the same season.

**AT SEATTLE (9/11):** 3 punt returns for 16 yards (5.3 avg.); 2 kickoff returns for 67 yards (33.5 avg.).
- Made his NFL debut.

**VS. TENNESSEE (10/9):** 1 punt return for 74 yards and 1 TD; 2 kickoff returns for 47 yards (23.5 avg.).
- His 74-yard TD was the 7th-longest punt return in team history and 3rd-longest by a rookie.

**POSTSEASON:**

**AFC WILD CARD AT PITTSBURGH (1/8):** 1 kickoff return for 18 yards.

## BEFORE THE NFL

### COLLEGE (TEXAS TECH):
- 4-year letterman (2012-15) and 3-year starter.

**CAREER:** Played in 50 games with 32 starts; 255 receptions for 3,289 yards (12.9 avg.) and 27 TDs; 33 carries for 199 yards (6.0 avg.) and 2 TDs; 87 kickoff returns for 2,169 yards (24.9 avg.) and 4 TDs.
- Left as the school's all-time leading receiver with 3,289 yards.

**SENIOR (2015):** Played in all 13 games with 10 starts; 90 receptions for 1,268 yards (14.1 avg.) and 10 TDs; 8 carries for 68 yards (8.5 avg.) and 2 TDs; 36 kickoff returns for 1,017 yards (26.1 avg.) and 2 TDs.
- His 181.0 all-purpose yards per game was 4th nationally, led the Big 12 and was a single-season school record.
- His 1,017 kickoff return yards were 4th nationally and led the Big 12.
- His 2 kickoff return TDs were 5th nationally and tied for the most in the Big 12.
- His 6.9 receptions per game were 2nd in the Big 12 and his 1,268 receiving yards were 4th.
- All-American as a kickoff returner/all-purpose player.
- 1st-team All-Big 12.

**JUNIOR (2014):** Played in all 12 games with 11 starts; 67 receptions for 938 yards (14.0 avg.) and 7 TDs; 5 carries for 35 yards (7.0 avg.); 23 kickoff returns for 515 yards (22.4 avg.).
- Led the team with 67 receptions and 938 receiving yards.
- Was the only Big 12 player with at least 900 receiving and 500 kickoff return yards.
- His 67 receptions were 4th in the Big 12.
- Honorable mention All-Big 12.

**SOPHOMORE (2013):** Played in 12 games with 8 starts; 65 receptions for 796 yards (12.2 avg.) and 7 TDs; 12 carries for 77 yards (6.4 avg.); 19 kickoff returns for 400 yards (21.1 avg.).
- His 65 receptions were 5th in the Big 12 and his 796 receiving yards were 6th.
- Honorable mention All-Big 12.

**REDSHIRT FRESHMAN (2012):** Played in all 13 games with 3 starts; 33 receptions for 287 yards (9.7 avg.) and 3 TDs; 8 carries for 19 yards (2.4 avg.); 6 kickoff returns for 237 yards (39.5 avg.) and 2 TDs.
- All-Big 12 Freshman Team.
- Redshirted in 2011.

### HIGH SCHOOL (MESQUITE HS – MESQUITE, TEXAS)
- Also earned all-state honors in track and field.

**SENIOR (2010):** 79 receptions for 1,306 yards (16.5 avg.) and 13 TDs; 66 carries for 516 yards (7.8 avg.) and 9 TDs.
- All-state.
- All-area.

## OFF THE FIELD

### COMMUNITY:
- Supported the 2019 DCC bike ride by signing autographs for fans.
- Participated in the 2019 spring break youth football camp.

### PERSONAL:
- **MAJOR:** Exercise and sport sciences.

## JAKEEM GRANT'S NFL REGULAR SEASON STATS

| | | | | RECEIVING | | | | | RUSHING | | | | |
|---|---|---|---|---|---|---|---|---|---|---|---|---|---|
| YEAR | TEAM | GP | GS | REC | YDS | AVG | LG | TD | ATT | YDS | AVG | LG | TD |
| 2016 | MIAMI | 16 | 0 | 0 | 0 | 0.0 | 0 | 0 | 1 | 1 | 1.0 | 1 | 0 |
| 2017 | MIAMI | 16 | 0 | 13 | 203 | 15.6 | 65t | 2 | 3 | 12 | 4.0 | 7 | 0 |
| 2018 | MIAMI | 10 | 2 | 21 | 268 | 12.8 | 52t | 2 | 1 | 5 | 5.0 | 5 | 0 |
| | **NFL TOTALS** | **42** | **2** | **34** | **471** | **13.9** | **65t** | **4** | **5** | **18** | **3.6** | **7** | **0** |

## JAKEEM GRANT'S NFL REGULAR SEASON RETURNING STATS

| | | KICKOFF RETURN | | | | | PUNT RETURN | | | | | |
|---|---|---|---|---|---|---|---|---|---|---|---|---|
| YEAR | TEAM | KR | YDS | AVG | LG | TD | PR | FC | YDS | AVG | LG | TD |
| 2016 | MIAMI | 19 | 439 | 23.1 | 45 | 0 | 20 | 3 | 165 | 8.3 | 74t | 1 |
| 2017 | MIAMI | 21 | 479 | 22.8 | 31 | 0 | 25 | 11 | 190 | 7.6 | 27 | 0 |
| 2018 | MIAMI | 18 | 535 | 29.7 | 102t | 1 | 14 | 6 | 228 | 16.3 | 71t | 1 |
| | **NFL TOTALS** | **58** | **1453** | **25.1** | **45** | **1** | **59** | **20** | **583** | **9.9** | **74t** | **2** |

## JAKEEM GRANT'S NFL PLAYOFF STATS

| | | | | RECEIVING | | | | | RUSHING | | | | |
|---|---|---|---|---|---|---|---|---|---|---|---|---|---|
| YEAR | TEAM | GP | GS | REC | YDS | AVG | LG | TD | ATT | YDS | AVG | LG | TD |
| 2016 | MIAMI | 1 | 0 | 0 | 0 | 0.0 | 0 | 0 | 0 | 0 | 0.0 | 0 | 0 |
| | **PLAYOFF TOTALS** | **1** | **0** | **0** | **0** | **0.0** | **0** | **0** | **0** | **0** | **0.0** | **0** | **0** |

## JAKEEM GRANT'S NFL PLAYOFF RETURNING STATS

| | | KICKOFF RETURN | | | | | PUNT RETURN | | | | | |
|---|---|---|---|---|---|---|---|---|---|---|---|---|
| YEAR | TEAM | KR | YDS | AVG | LG | TD | PR | FC | YDS | AVG | LG | TD |
| 2016 | MIAMI | 1 | 18 | 18.0 | 18 | 0 | 0 | 0 | 0 | 0.0 | - | 0 |
| | **NFL TOTALS** | **1** | **18** | **18.0** | **18** | **0** | **0** | **0** | **0** | **0.0** | **-** | **0** |

## ADDITIONAL STATS

**Special Teams Tackles:** 1 in 2016, 1 in 2017 for total of 2.
**Special Teams Fumble Recoveries:** 3 in 2016 and 2 in 2017 for total of 5.
**Miscellaneous Tackles:** 1 in 2018.

## SINGLE-GAME CAREER HIGHS

| | | |
|---|---|---|
| **Receptions:** | 5 | vs. Tennessee, 9/9/18 |
| **Receiving Yards:** | 107 | at Kansas City, 12/24/17 |
| **Longest Reception:** | 65t | at Kansas City, 12/24/17 |
| **Receiving TDs:** | 1 | twice, last: at Kansas City, 12/24/17 |
| **Punt Returns:** | 4 | vs. Denver, 12/3/17 |
| **Punt Return Yards:** | 85 | at Cincinnati, 10/7/18 |
| **Longest Punt Return:** | 74t | vs. Tennessee, 10/9/16 |
| **Punt Return TDs:** | 1 | twice, last: at Cincinnati, 10/7/18 |
| **Kickoff Returns:** | 4 | twice, last: at Green Bay, 11/11/18 |
| **Kickoff Return Yards:** | 125 | vs. Tennessee, 9/9/18 |
| **Longest Kickoff Return:** | 102t | vs. Tennessee, 9/9/18 |
| **Kickoff Return TDs:** | 1 | vs. Tennessee, 9/9/18 |

## 100-YARD RECEIVING GAMES (1)

| DATE | OPPONENT | REC | YDS | AVG | LG | TD |
|---|---|---|---|---|---|---|
| 12/24/17 | at Kansas City | 4 | 107 | 26.8 | 65t | 1 |

## 2016 GAME-BY-GAME STATS (MIAMI)

| DATE | OPPONENT | P/S | REC | YDS | AVG | LG | TD |
|---|---|---|---|---|---|---|---|
| 09/11 | at Seattle | 1/0 | 0 | 0 | 0.0 | - | 0 |
| 09/18 | at New England | 1/0 | 0 | 0 | 0.0 | - | 0 |
| 09/25 | CLEVELAND | 1/0 | 0 | 0 | 0.0 | - | 0 |
| 09/29 | at Cincinnati | 1/0 | 0 | 0 | 0.0 | - | 0 |
| 10/09 | TENNESSEE | 1/0 | 0 | 0 | 0.0 | - | 0 |
| 10/16 | PITTSBURGH | 1/0 | 0 | 0 | 0.0 | - | 0 |
| 10/23 | BUFFALO | 1/0 | 0 | 0 | 0.0 | - | 0 |
| 11/06 | N.Y. JETS | 1/0 | 0 | 0 | 0.0 | - | 0 |
| 11/13 | at San Diego | 1/0 | 0 | 0 | 0.0 | - | 0 |
| 11/20 | at L.A. Rams | 1/0 | 0 | 0 | 0.0 | - | 0 |
| 11/27 | SAN FRANCISCO | 1/0 | 0 | 0 | 0.0 | - | 0 |
| 12/04 | at Baltimore | 1/0 | 0 | 0 | 0.0 | - | 0 |
| 12/11 | ARIZONA | 1/0 | 0 | 0 | 0.0 | - | 0 |
| 12/17 | at N.Y. Jets | 1/0 | 0 | 0 | 0.0 | - | 0 |
| 12/24 | at Buffalo | 1/0 | 0 | 0 | 0.0 | - | 0 |
| 01/01 | NEW ENGLAND | 1/0 | 0 | 0 | 0.0 | - | 0 |
| **2016 TOTALS** | | **16/0** | **0** | **0** | **0.0** | **-** | **0** |

| DATE | OPPONENT | P/S | REC | YDS | AVG | LG | TD |
|---|---|---|---|---|---|---|---|
| 01/08 | at Pittsburgh* | 1/0 | 0 | 0 | 0.0 | - | 0 |

** AFC Wild Card game*

## 2017 GAME-BY-GAME STATS (MIAMI)

| DATE | OPPONENT | P/S | REC | YDS | AVG | LG | TD |
|---|---|---|---|---|---|---|---|
| 09/17 | at L.A. Chargers | 1/0 | 0 | 0 | 0.0 | - | 0 |
| 09/24 | at N.Y. Jets | 1/0 | 1 | 12 | 12.0 | 12 | 0 |
| 10/01 | NEW ORLEANS | 1/0 | 0 | 0 | 0.0 | - | 0 |
| 10/08 | TENNESSEE | 1/0 | 1 | -1 | -1.0 | -1 | 0 |
| 10/15 | at Atlanta | 1/0 | 1 | 4 | 4.0 | 4 | 0 |
| 10/22 | N.Y. JETS | 1/0 | 0 | 0 | 0.0 | - | 0 |
| 10/26 | at Baltimore | 1/0 | 0 | 0 | 0.0 | - | 0 |
| 11/05 | OAKLAND | 1/0 | 0 | 0 | 0.0 | - | 0 |
| 11/13 | at Carolina | 1/0 | 0 | 0 | 0.0 | - | 0 |
| 11/19 | TAMPA BAY | 1/0 | 0 | 0 | 0.0 | - | 0 |
| 11/26 | at New England | 1/0 | 0 | 0 | 0.0 | - | 0 |
| 12/03 | DENVER | 1/0 | 0 | 0 | 0.0 | - | 0 |
| 12/11 | NEW ENGLAND | 1/0 | 2 | 42 | 21.0 | 25t | 1 |
| 12/17 | at Buffalo | 1/0 | 1 | 13 | 13.0 | 13 | 0 |
| 12/24 | at Kansas City | 1/0 | 4 | 107 | 26.8 | 65t | 1 |
| 12/31 | BUFFALO | 1/0 | 3 | 26 | 8.7 | 13 | 0 |
| **2017 TOTALS** | | **16/0** | **13** | **203** | **15.6** | **65t** | **2** |

## 2018 GAME-BY-GAME STATS (MIAMI)

| DATE | OPPONENT | P/S | REC | YDS | AVG | LG | TD |
|---|---|---|---|---|---|---|---|
| 09/09 | TENNESSEE | 1/0 | 5 | 38 | 7.6 | 13 | 0 |
| 09/16 | at N.Y. Jets | 1/1 | 2 | 27 | 13.5 | 16 | 0 |
| 09/23 | OAKLAND | 1/0 | 2 | 70 | 35.0 | 52t | 2 |
| 09/30 | at New England | 1/0 | 2 | 17 | 8.5 | 9 | 0 |
| 10/07 | at Cincinnati | 1/0 | 0 | 0 | 0.0 | - | 0 |
| 10/14 | CHICAGO | 1/0 | 3 | 32 | 10.7 | 25 | 0 |
| 10/21 | DETROIT | 1/0 | 2 | 32 | 16.0 | 19 | 0 |
| 10/25 | at Houston | 1/1 | 4 | 36 | 9.0 | 16 | 0 |
| 11/04 | N.Y. JETS | 1/0 | 1 | 16 | 16.0 | 16 | 0 |
| 11/11 | at Green Bay | 1/0 | 0 | 0 | 0.0 | - | 0 |
| 11/25 | at Indianapolis | | INACTIVE | | | | |
| 12/02 | BUFFALO | | INJURED RESERVE | | | | |
| 12/09 | NEW ENGLAND | | INJURED RESERVE | | | | |
| 12/16 | at Minnesota | | INJURED RESERVE | | | | |
| 12/23 | JACKSONVILLE | | INJURED RESERVE | | | | |
| 12/30 | at Buffalo | | INJURED RESERVE | | | | |
| **2018 TOTALS** | | **10/3** | **21** | **268** | **12.8** | **52t** | **2** |

# 2 MATT HAACK

PUNTER // 6-0 // 205 // ARIZONA STATE '17
ACQUIRED: FA, '17
HOMETOWN: WEST DES MOINES, IOWA // BORN: 7/25/94
NFL: THIRD SEASON // DOLPHINS: THIRD SEASON

## NFL CAREER

### TRANSACTIONS:

- Signed by Miami as an undrafted college free agent on May 5, 2017.

### CAREER HONORS:

- AFC Special Teams Player of the Week (vs. N.Y. Jets, 11/4/18).

### CAREER HIGHLIGHTS:

- Played in 32 career games.
- 170 punts for 7,579 yards (44.6 avg.).
- 2 solo special teams tackles.
- Tied his single-game team record with 7 punts inside the 20-yard line on Nov. 4, 2018 vs. N.Y. Jets:

**MOST PUNTS INSIDE THE 20 (DOLPHINS SINGLE-GAME)**

| | PLAYER | DATE | OPP | PI20 |
|---|---|---|---|---|
| 1. | **MATT HAACK** | **11/4/18** | **VS. N.Y. JETS** | **7** |
| | **MATT HAACK** | **12/3/17** | **VS. DENVER** | **7** |
| 3. | Brandon Fields | 12/22/13 | at Buffalo | 6 |
| | Tom Hutton | 1/9/00* | at Seattle | 6 |
| 5. | **MATT HAACK** | **10/8/17** | **VS. TENNESSEE** | **5** |
| | **MATT HAACK** | **9/16/18** | **AT N.Y. JETS** | **5** |
| | Matt Darr | 11/22/15 | vs. Dallas | 5 |
| | Brandon Fields | 11/20/11 | vs. Buffalo | 5 |
| | Matt Turk | 11/16/03 | vs. Baltimore | 5 |
| | Matt Turk | 1/6/02 | vs. Buffalo | 5 |

** AFC Wild Card game*

- Set a single-season franchise record with 34 punts inside the 20-yard line on 12/23/18 vs. Jacksonville, surpassing P Brandon Fields who had 33 in 2013.

### 2018 (MIAMI):

- Played in all 16 games.
- 87 punts for 3,884 yards (44.6 avg.) and a 38.4 net average.
- His 35 punts inside the 20-yard line set a new single-season franchise record.

**AT N.Y. JETS (9/16):** 6 punts for 295 yards (49.2 avg.) and a 48.5 net avg.

- Landed 5 punts inside the Jets' 20-yard line and 4 inside the 10.

**AT CINCINNATI (10/7):** 5 punts for 209 yards (41.8 avg.) a 38.0 net avg.

- Landed 4 punts inside the Bengals' 20-yard line.

**VS. N.Y. JETS (11/4):** 9 punts for 402 yards (44.7 avg.) and a 42.8 net avg.

- Landed 7 punts inside the Jets' 20-yard line, tying his single-game team record.

### HONORS:

- AFC Special Teams Player of the Week (vs. N.Y. Jets, 11/4).

### 2017 (MIAMI):

- Played in all 16 games.
- 83 punts for 3,695 yards (44.5 avg.) and a 40.7 net average.
- His 30 punts inside the 20-yard line were tied for

8th in the NFL and led all rookie punters.

**VS. TENNESSEE (10/8):** 9 punts for 459 yards (51.0 avg.) and a 49.4 net average.
- His 5 punts inside the 20-yard line were the most by a Dolphins punter since P Matt Darr had 5 on Nov. 22, 2015 vs. Dallas.

**VS. DENVER (12/3):** 9 punts for 386 yards (42.9 avg.) and a 41.0 net average.
- His 7 punts inside the 20-yard line set a team record.
- Had 1 punt that resulted in a safety after he pinned Denver inside its own 5-yard line and LB Chase Allen forced a fumble that was recovered by Denver in its own end zone.

**AT BUFFALO (12/17):** 4 punts for 187 yards (46.8 avg.) and a 41.3 net average.
- Recovered a K Cody Parkey onside kick with 39 seconds remaining.

## BEFORE THE NFL

### COLLEGE (ARIZONA STATE):
- 4-year letterman (2013-16).

**CAREER:** Played in 44 games; 209 punts for 8,991 yards (43.0 avg.) and 73 punts inside the 20; 2 solo tackles; 1-of-1 passing for 27 yards; 1 rush for 7 yards.
- 52 punts of 50+ yards.
- His 43.0 yards per punt average was tied for 4th in school history.

**SENIOR (2016):** Played in all 12 games; 66 punts for 2,897 yards (43.9 avg.) and 21 punts inside the 20; 1 carry for 7 yards.
- 16 punts of 50+ yards.
- His 44.4 yard net average was 6th-best in FBS.
- 2nd-team All-Pac 12.
- Finalist for the William V. Campbell Trophy (top scholar-athlete in the nation).

**JUNIOR (2015):** Played in all 13 games; 74 punts for 3,186 yards (43.1 avg.) and 32 punts inside the 20; 1-of-1 passing for 27 yards; 1 solo tackle.
- 19 punts of 50+ yards.
- His 43.1 gross average was 5th-best in FBS.
- His 32 punts inside the 20 were 2nd in the nation and led the Pac-12.
- His 2 touchbacks were tied for the lowest in the nation by a full-time punter.

**SOPHOMORE (2014):** Played in all 13 games; 53 punts for 2,296 yards (43.3 avg.) and 17 punts inside the 20.
- 14 punts of 50+ yards.

**TRUE FRESHMAN (2013):** Played in 6 games; 16 punts for 612 yards (38.3 avg.) and 3 punts inside the 20; 1 solo tackle.
- 3 punts of 50+ yards.

### HIGH SCHOOL (DOWNING HS – WEST DES MOINES, IOWA)
- Also played wide receiver.

**SENIOR (2012):**
- 1st-team all-state.
- Helped his team reach the state quarterfinals.

## OFF THE FIELD

### COMMUNITY:
- Walked in the 2019 DCC 5K.
- Participated in a 2018 Football Unites cultural tour.
- Toured Hard Rock Stadium with 100 Naval Sailors.

### PERSONAL:
- **PRONUNCIATION:** Last name is pronounced HAWK.
- **MAJOR:** Sports business and media.

## MATT HAACK'S NFL REGULAR SEASON STATS

| YEAR | TEAM | GP | PUNT | YDS | AVG | LG | OPP RET | YDS | NET AVG | TB | IN 20 |
|---|---|---|---|---|---|---|---|---|---|---|---|
| 2017 | MIAMI | 16 | 83 | 3695 | 44.5 | 64 | 35 | 220 | 40.7 | 5 | 30 |
| 2018 | MIAMI | 16 | 87 | 3884 | 44.6 | 65 | 37 | 384 | 38.4 | 6 | 35 |
| | **NFL TOTALS** | **32** | **170** | **7579** | **44.6** | **65** | **72** | **604** | **39.5** | **11** | **65** |

## ADDITIONAL STATS
**Special Teams Tackles:** 1 in 2017, 1 in 2018 for total of 2.
**Onside Kick Recoveries:** 1 in 2017.

## SINGLE-GAME CAREER HIGHS

| | | |
|---|---|---|
| **Punts:** | 9 | 3 times, last: vs. N.Y. Jets, 11/4/18 |
| **Punt Yards:** | 459 | vs. Tennessee, 10/8/17 |
| **Punts Inside the 20:** | 7 | twice, last: vs. N.Y. Jets, 11/4/18 |

## DOLPHINS SOARED THROUGH THE 1980s

From 1980-89, the Dolphins were among the decade's most proficient passing teams. The Dolphins scored a decade-best 285 passing touchdowns during the decade, ahead of the second-place San Francisco 49ers (272). Miami totaled 38,132 passing yards during the 10-year period, which was the third-highest total in the decade, behind only the San Diego Chargers (41,195) and the 49ers (38,833 yards). In 1984, the Dolphins set then-NFL records with 5,146 gross passing yards (currently No. 11 in NFL history) and 48 touchdowns passes (currently No. 5 in NFL history).

# 90 CHARLES HARRIS

DEFENSIVE END // 6-3 // 252 // MISSOURI '17
ACQUIRED: D1, '17
HOMETOWN: KANSAS CITY, MO. // BORN: 3/6/95
NFL: THIRD SEASON // DOLPHINS: THIRD SEASON

## NFL CAREER

### TRANSACTIONS:

- 1st-round pick (22nd overall) by Miami in the 2017 NFL draft.

### CAREER HIGHLIGHTS:

- Played in 27 career games with 3 starts.
- 38 tackles (23 solo), 3 sacks, 2 passes defensed and 1 fumble recovery.

### 2018 (MIAMI):

- Played in 11 games with 1 start.
- Inactive for 5 games.
- 19 tackles (8 solo) and 1 sack.

**AT NEW ENGLAND (9/30):** 4 tackles (1 solo).
**AT CINCINNATI (10/7):** 3 tackles (2 solo).
**VS. JACKSONVILLE (12/23):** 1 solo tackle and 1 sack.

- Sacked QB Cody Kessler on 1st-and-10 for a loss of 2 yards in the 1st quarter.

### 2017 (MIAMI):

- Played in all 16 games with 2 starts.
- 19 tackles (15 solo), 2 sacks, 1 fumble recovery and 2 passes defensed.

**AT L.A. CHARGERS (9/17):** 1 solo tackle and 1 quarterback hit.

- Made NFL debut.

**VS. TENNESSEE (10/8):** 1 solo tackle, 1 sack and 1 pass defensed.

- Sacked QB Matt Cassel for a loss of 8 yards on 3rd-and-9 with 3:42 left in the game for his first career sack.
- Broke up a pass intended for RB DeMarco Murray on 3rd-and-5 in the 2nd quarter, forcing a punt.

**AT KANSAS CITY (12/24):** 2 solo tackles and 1 sack.

- Sacked QB Alex Smith for a loss of 3 yards in the 3rd quarter.

## BEFORE THE NFL

### COLLEGE (MISSOURI):

- 3-year letterman (2014-16) and 2-year starter.

**CAREER:** Played in 38 career games with 25 starts; 136 tackles (80 solo), 18 sacks, 5 passes defensed, 5 forced fumbles and 1 fumble recovery.

- Finished his career tied for 7th in school history with 18 sacks and 11th with 34.5 tackles for loss.

**JUNIOR (2016):** Started all 12 games; 61 tackles (35 solo), 9 sacks, 2 passes defensed, 4 forced fumbles and 1 fumble recovery.

- His 9 sacks, 12 tackles for loss and 10 quarterback hurries led the team.
- When he left, his 9 sacks were tied for the 9th-most in a single season in school history.
- 2nd-team All-SEC.

**SOPHOMORE (2015):** Started all 12 games; 56 tackles (32 solo), 7 sacks, 1 pass defensed and 2 forced fumbles.

- His 18 tackles for loss led the SEC.
- 2nd-team All-SEC.

**REDSHIRT FRESHMAN (2014):** Played in all 14 games with 1 start; 19 tackles (13 solo), 2 sacks, 2 passes defensed and 1 forced fumble.

- Redshirted in 2013.

### HIGH SCHOOL (LINCOLN PREP HS – KANSAS CITY, MO.)

- Did not start playing football until his junior year.
- Played defensive end and tight end.
- Also played basketball.
- 1st-team All-Interscholastic League and Player of the Year (2011-12) in basketball.

**SENIOR (2012):** 60 tackles, 12 sacks and 2 forced fumbles; 15 receptions for 285 yards (19.0 avg.) and 5 TDs.

- 3rd-team All-Kansas City metro at defensive end.
- League Defensive MVP.

**JUNIOR (2011):** 40 tackles and 6 sacks.

- 1st-team all-state.

## OFF THE FIELD

### COMMUNITY:

- Supported the 2019 Miami-Dade Police Explorers program by speaking to students about life experiences.

### PERSONAL:

- **MAJOR:** Biology.

## CHARLES HARRIS' NFL REGULAR SEASON STATS

| | | | | TACKLES | | | | | INTERCEPTIONS | | | | | FUMBLES | |
|---|---|---|---|---|---|---|---|---|---|---|---|---|---|---|---|
| YEAR | TEAM | GP | GS | TOT | SOLO | ASST | SK | YDS | INT | YDS | LG | TD | PD | FF | FR |
| 2017 | MIAMI | 16 | 2 | 19 | 15 | 4 | 2.0 | 11.0 | 0 | 0 | 0 | 0 | 2 | 0 | 1 |
| 2018 | MIAMI | 11 | 1 | 19 | 8 | 11 | 1.0 | 2.0 | 0 | 0 | 0 | 0 | 0 | 0 | 0 |
| | **NFL TOTALS** | **27** | **3** | **38** | **23** | **15** | **3.0** | **13.0** | **0** | **0** | **0** | **0** | **2** | **0** | **1** |

### SINGLE-GAME CAREER HIGHS

| | | |
|---|---|---|
| **Tackles:** | 4 | at New England, 9/30/18 |
| **Sacks:** | 1 | 3 times, last: vs. Jacksonville, 12/23/18 |
| **Passes Defensed:** | 1 | Twice, last: at Carolina, 11/13/17 |
| **Fumble Recoveries:** | 1 | vs. Oakland, 11/5/17 |

# 50 TYRONE HOLMES

LINEBACKER // 6-2 // 248 // MONTANA '16
ACQUIRED: FA, '19
HOMETOWN: EAGLE POINT, ORE. // BORN: 9/10/93
NFL: SECOND SEASON // DOLPHINS: FIRST SEASON

## NFL CAREER

### TRANSACTIONS:

- Signed by Miami on April 9, 2019.
- Signed by the San Antonio Commanders of the Alliance of American Football in Jan. 2019.
- Signed to the L.A. Chargers' practice squad on Dec. 26, 2018.
- Waived by Kansas City on Sept. 1, 2018.
- Signed to Kansas City's practice squad on Dec. 14, 2017.
- Waived by Cleveland on Dec. 12, 2017.
- Promoted from Cleveland's practice squad on Nov. 21, 2017.
- Signed to Cleveland's practice squad on Sept. 19, 2017.
- Waived by Cleveland on Sept. 16, 2017.
- Signed by Cleveland on Sept. 7, 2017.
- Waived by Cleveland on Sept. 3, 2017.
- Awarded off waivers to Cleveland on Sept. 4, 2016.
- Waived by Jacksonville on Sept. 3, 2016.
- Signed by Jacksonville as an undrafted free agent on May 6, 2016.

### CAREER HIGHLIGHTS:

- Played in 15 career NFL games.
- 7 tackles (1 solo) and 1 sack.
- 2 solo special teams tackles.

### 2019 (SAN ANTONIO-AAF/MIAMI):

- Signed by Miami on April 9.
- Played in 8 games with 3 starts for San Antonio of the Alliance of American Football.
- 15 tackles (11 solo) and 1.5 sacks for San Antonio.

### 2018 (KANSAS CITY/L.A. CHARGERS):

- Spent the final 2 weeks of the regular season and 2 playoff weeks on the L.A. Chargers' practice squad.
- Spent the offseason and training camp with Kansas City before being waived on Sept. 1.

### 2017 (CLEVELAND/KANSAS CITY):

- Spent the final 3 weeks of the regular season and 1 playoff week on Kansas City's practice squad.
- Waived by Cleveland on Dec. 12.
- Played in 4 games for Cleveland.
- Spent 10 weeks on Cleveland's practice squad.
- 2 assisted tackles and 1 solo special teams tackle for Cleveland.

**AT CINCINNATI (11/26):** 1 assisted tackle.
**VS. GREEN BAY (12/10):** 1 assisted tackle.

### 2016 (JACKSONVILLE/CLEVELAND):

- Played in 11 games for Cleveland.
- 5 tackles (1 solo).
- 1 solo special teams tackle.
- Awarded off waivers to Cleveland on Sept. 4.
- Spent the offseason and training camp with Jacksonville.

**VS. BALTIMORE (9/18):** 1 solo special teams tackle.
- Made his NFL debut.

**VS. N.Y. JETS (10/30):** 3 tackles (1 solo).
- Brought down QB Ryan Fitzpatrick in the 2nd quarter for his 1st career sack.

## BEFORE THE NFL

### COLLEGE (MONTANA):

- 4-year letterman (2012-15) and 3-year starter.

**CAREER:** Played in 51 games with 41 starts; 214 tackles (72 solo), 34.5 sacks, 2 passes defensed and 5 forced fumbles.

- Finished his career with the 2nd-most sacks in school history (34.5).

**SENIOR (2015):** Started all 13 games; 87 tackles (32 solo), 18 sacks and 3 forced fumbles.

- FCS 1st-team All-American.
- STATS FSC Defensive Player of the Year.
- 1st-team All-Big Sky.
- His 18 sacks led the FCS.
- His 87 tackles ranked 3rd on the team.

**JUNIOR (2014):** Started all 14 games; 66 tackles (26 solo), 7.5 sacks, 2 passes defensed and 2 forced fumbles.

- Honorable mention All-Big Sky.

**SOPHOMORE (2013):** Started all 13 games; 37 tackles (8 solo) and 4 sacks.

- Honorable mention All-Big Sky.
- His 4 sacks were tied for 3rd on the team.

**TRUE FRESHMAN (2012):** Played in all 11 games with 1 start; 24 tackles (6 solo) and 5 sacks.

- His 5 sacks were 3rd on the team.

### HIGH SCHOOL (EAGLE POINT HS – EAGLE POINT, ORE.)

- Also lettered in basketball and track.
- Won the state championship in shot put.

**SENIOR (2011):**

- 1st-team all-state.
- Conference co-defensive player of the year.

## OFF THE FIELD

### PERSONAL:

- **MAJOR:** Business administration.

## TYRONE HOLMES' NFL REGULAR SEASON STATS

| | | | | TACKLES | | | | | INTERCEPTIONS | | | | | FUMBLES | |
|---|---|---|---|---|---|---|---|---|---|---|---|---|---|---|---|
| YEAR | TEAM | GP | GS | TOT | SOLO | ASST | SK | YDS | INT | YDS | LG | TD | PD | FF | FR |
| 2016 | CLEVELAND | 11 | 0 | 5 | 1 | 4 | 1.0 | 0.0 | 0 | 0 | 0 | 0 | 0 | 0 | 0 |
| 2017 | CLEVELAND | 4 | 0 | 2 | 0 | 2 | 0.0 | 0.0 | 0 | 0 | 0 | 0 | 0 | 0 | 0 |
| 2018 | L.A. CHARGERS | | | PRACTICE SQUAD | | | | | | | | | | | |
| | **NFL TOTALS** | **15** | **0** | **7** | **1** | **6** | **1.0** | **0.0** | **0** | **0** | **0** | **0** | **0** | **0** | **0** |

### ADDITIONAL STATS

**Special Teams Tackles:** 1 in 2016 and 1 in 2017 for total of 2.

### SINGLE-GAME CAREER HIGHS

| | | |
|---|---|---|
| **Tackles:** | 3 | vs. N.Y. Jets, 10/30/16 |
| **Sacks:** | 1 | vs. N.Y. Jets, 10/30/16 |

# 18 REECE HORN

WIDE RECEIVER // 6-3 // 213 // INDIANAPOLIS '16
ACQUIRED: FA, '19
HOMETOWN: CARMEL, IND. // BORN: 2/1/93
NFL: FIRST SEASON // DOLPHINS: FIRST SEASON

## NFL CAREER

### TRANSACTIONS:

- Signed by Miami on April 9, 2019.
- Signed by the Memphis Express of the Alliance of American Football in Jan. 2019.
- Waived by Tennessee on Aug. 30, 2016.
- Signed by Tennessee as an undrafted college free agent on June 3, 2016.

### 2019 (MEMPHIS-AAF/MIAMI):

- Signed by Miami on April 9.
- Played in 8 games with 7 starts for Memphis of the Alliance of American Football.
- 28 receptions for 429 yards (15.3 avg.) and 1 TD for Memphis.
- 9 punt returns for 125 yards (13.9 avg.) for Memphis.
- His 429 receiving yards were 4th in the AAF before the league folded.

### 2017 (EUROPE):

- Spent time with the Vienna Vikings and the Milano Seamen of the BIG6 European Football League.

### 2016 (TENNESSEE):

- Spent the offseason and training camp with Tennessee before being waived on Aug. 30.

## BEFORE THE NFL

### COLLEGE (INDIANAPOLIS):

- 4-year letterman (2012-15).

**CAREER:** Played in all 48 games; 272 receptions for 3,562 yards (13.1 avg.) and 31 TDs; 27 punt returns for 491 yards (18.2 avg.) and 2 TDs.
- Finished career with the most receptions (272) and receiving yards (3,562) in school history.
- Became 1st player in school history to record 1,000-plus receiving yards in 2 seasons.

**SENIOR (2015):** Played in all 12 games; 108 receptions for 1,396 yards (12.9 avg.) and 8 TDs; 12 punt returns for 316 yards (26.3 avg.) and 2 TDs.
- Division II 1st-team All-American.
- 1st-team Great Lakes Valley Conference (GLVC).
- His 108 receptions and 1,396 receiving yards were both 2nd in Division II.

**JUNIOR (2014):** Played in all 11 games; 68 receptions for 1,046 yards (15.4 avg.) and 12 TDs; 15 punt returns for 175 yards (11.7 avg.).
- GLVC Offensive Player of the Year.
- 1st-team All-GLVC.

**SOPHOMORE (2013):** Played in all 12 games; 70 receptions for 877 yards (12.5 avg.) and 7 TDs.
- 1st-team All-GLVC.
- His 70 receptions, 877 yards and 7 TDs led the team.

**REDSHIRT FRESHMAN (2012):** Played in all 13 games; 26 receptions for 243 yards (9.3 avg.) and 4 TDs.
- His 26 receptions were 4th on the team.
- Redshirted in 2011.

### HIGH SCHOOL (CATHEDRAL HS – CARMEL, IND.)

**SENIOR (2010):**
- 1,419 receiving yards and 12 TDs.
- 1st-team all-state.
- Helped his school win state championship.
- His 1,419 receiving yards led the state.

## OFF THE FIELD

### PERSONAL:
- **MAJOR:** Sports management.



# 25 XAVIEN HOWARD

CORNERBACK // 6-1 // 198 // BAYLOR '16
ACQUIRED: D2, '16
HOMETOWN: HOUSTON, TEXAS // BORN: 7/4/93
NFL: FOURTH SEASON // DOLPHINS: FOURTH SEASON

## NFL CAREER

### TRANSACTIONS:
- 2nd-round pick (38th overall) by Miami in the 2016 NFL draft.

### CAREER HONORS:
- 2018 Pro Bowl selection.
- 2018 Dan Marino Team MVP Award.
- AFC Defensive Player of the Week (vs. Buffalo, 12/2/18).
- AFC Defensive Player of the Week (vs. New England, 12/11/17).

### CAREER HIGHLIGHTS:
- Played in 35 career games with 34 starts.
- 123 tackles (96 solo), 1 sack, 11 interceptions, 31 passes defensed, 1 forced fumble and 1 fumble recovery; 1 interception return for a TD.
- Tied for the NFL lead with 7 interceptions in 2018:

**NFL INTERCEPTION LEADERS (2018)**

| | PLAYER | TEAM | INT | YDS | TD |
|---|---|---|---|---|---|
| 1. | XAVIEN HOWARD | MIAMI | 7 | 54 | 0 |
| | Kyle Fuller | Chicago | 7 | 52 | 0 |
| | Damontae Kazee | Atlanta | 7 | 52 | 0 |
| 4. | Eddie Jackson | Chicago | 6 | 81 | 2 |

- His 7 interceptions in 2018 were tied for 9th in single-season team history.
- His 3 multi-interception games in 2018 is a Dolphins single-season record.
- Became 1st player in Dolphins history to have multiple interceptions in consecutive games when he had two interceptions in games vs. Denver on 12/3/17 and vs. New England on 12/11/17. He did it again at Indianapolis on 11/25/18 and vs. Buffalo on 12/2/18.
- Was 1 of just 4 NFL players to post at least 5 passes defensed in a game in the 2017 season when he had 5 passes defensed vs. Denver on 12/3/17.
- On 12/11/17 vs. New England, he became 1st player to intercept Patriots QB Tom Brady twice in the same game since Indianapolis' Mike Adams on Nov. 16, 2014.

### 2018 (MIAMI):
- Started 12 games.
- Inactive for 4 games.
- 35 tackles (25 solo), 7 interceptions, 12 passes defensed and 1 fumble recovery.
- Tied for the NFL lead with 7 interceptions.
- His 7 interceptions were tied for 9th in single-

season team history.
- Set a Dolphins single-season record with 3 multi-interception games.

**VS. OAKLAND (9/23):** 1 solo tackle, 2 interceptions and 3 passes defensed.
- Intercepted a QB Derek Carr pass intended for WR Amari Cooper in the 1st quarter.
- Picked off QB Derek Carr in the end zone with 2:59 remaining in the game.

**AT INDIANAPOLIS (11/25):** 5 solo tackles, 2 interceptions and 3 passes defensed.
- Intercepted QB Andrew Luck at Miami's 40-yard line with 1:00 remaining in the 2nd quarter.
- Picked off Luck again on the next play at Miami's 13-yard line with 46 seconds remaining in the 1st half.
- Became 1st NFL player with interceptions on back-to-back plays since Broncos S Darian Stewart on Nov. 16, 2016 and 1st Dolphins player to do it since S Mike Kozlowski on Dec. 19, 1981.

**VS. BUFFALO (12/2):** 4 tackles (3 solo), 2 interceptions and 2 passes defensed.
- Intercepted QB Josh Allen in the end zone as time expired in the 2nd quarter.
- Picked off QB Josh Allen again on 3rd-and-10 at Miami's 41-yard line in the 3rd quarter.

**PRO BOWL:**
- Selected to start the Pro Bowl for the 1st time in his career.
- Extended the team's streak to 21 consecutive seasons with a defensive player selected.
- Became the 4th Dolphins cornerback to earn a Pro Bowl selection, joining Sam Madison (1999-2002), Patrick Surtain (2002-04) and Brent Grimes (2013-15).

**HONORS:**
- 2nd-team All-Pro cornerback.
- PFWA All-AFC cornerback.
- Recipient of the Dan Marino Team MVP Award.
- AFC Defensive Player of the Week (vs. Buffalo, 12/2).

### 2017 (MIAMI):
- Started all 16 games.
- 48 tackles (42 solo), 1 sack, 4 interceptions and 13 passes defensed.
- His 4 interceptions were tied for 8th in the AFC and 12th in the NFL.

**VS. DENVER (12/3):** 1 tackle, 2 interceptions and 5 passes defensed.
- Intercepted QB Trevor Siemian and returned it 30 yards for a TD in the 2nd quarter.
- Picked off Siemian again in the 4th quarter.
- It was the first 2 regular-season interceptions of his career.
- Was 1 of just 4 NFL players to post at least 5 passes defensed in a game in the 2017 season.

**VS. NEW ENGLAND (12/11):** 2 interceptions.
- Intercepted QB Tom Brady on 3rd-and-10 in the 1st quarter.
- Picked off Brady again on 3rd-and-16 in the 3rd quarter and returned the ball 29 yards.
- Became 1st player in Dolphins history to have multiple interceptions in consecutive games.
- Became 1st player to intercept Brady twice in the same game since Indianapolis' Mike Adams on Nov. 16, 2014.

**AT BUFFALO (12/17):** 4 solo tackles and 1 sack.
- Sacked QB Tyrod Taylor for a loss of 11 yards in the 3rd quarter, the first sack of his career.

**HONORS:**
- AFC Defensive Player of the Week (vs. New England, 12/11).

### 2016 (MIAMI):
- Played in 7 games with 6 starts.
- Inactive for 9 games.
- 40 tackles (29 solo), 6 passes defensed and 1 forced fumble.

**AT SEATTLE (9/11):** 11 tackles (6 solo).
- Started in his NFL debut.
- Became 1st Dolphins rookie to start Week 1 at cornerback since Sean Smith (2009).
- His 11 tackles were a season high.

**VS. CLEVELAND (9/25):** 6 solo tackles, 1 pass defensed and 1 forced fumble.
- Forced a fumble from WR Ricardo Lewis in the 3rd quarter.

**AT N.Y. JETS (12/17):** 3 solo tackles and 3 passes defensed.

**POSTSEASON:**

**AFC WILD CARD AT PITTSBURGH (1/8):** 5 tackles (3 solo), 1 interception and 2 passes defensed.
- Broke up a pass intended for WR Antonio Brown on 3rd-and-10 in the 4th quarter.
- Intercepted QB Ben Roethlisberger on 3rd-and-8 and returned it 11 yards in the 4th quarter.
- Became the 2nd rookie in team history to record an interception in a playoff game (Troy Vincent, 1992).

## BEFORE THE NFL

### COLLEGE (BAYLOR):
- 3-year letterman (2013-15) and 2-year starter.

**CAREER:** Played in 39 games with 26 starts; 98 tackles (84 solo), 1.5 sacks, 10 interceptions, 33 passes defensed, 1 forced fumble and 1 fumble recovery.
- Part of the most successful 4-year span in school history, winning two conference titles (2013-14), two bowl games and compiling 40 wins.

**JUNIOR (2015):** Started all 13 games; 42 tackles (37 solo), 5 interceptions, 15 passes defensed and 1 fumble recovery.
- His 5 interceptions led the team
- Consensus 1st-team All-Big 12.

**SOPHOMORE (2014):** Started all 13 games; 51 tackles (42 solo), 1.5 sacks, 4 interceptions and 13 passes defensed.
- His 17 passes defensed were 2nd in the Big 12 and 11th nationally.
- His 4 interceptions were tied for 3rd in the Big 12.
- Honorable mention All-Big 12.

**REDSHIRT FRESHMAN (2013):** Played all 13 games; 5 solo tackles, 1 interception, 1 pass defensed and 1 forced fumble.
- Redshirted in 2011.

### HIGH SCHOOL (WHEATLEY HS – HOUSTON, TEXAS)
- Played defensive back and quarterback.
- Also participated in basketball and ran track.

**SENIOR (2011):** 32 solo tackles, 9 interceptions and 33 pass breakups.
- Returned 2 interceptions for TDs.
- 1st-team all-state

## OFF THE FIELD

### COMMUNITY:
- Cheered on participants at the 7th annual Dolphins Cancer Challenge in February 2017.
- Helped surprise 100 underpriviledged children with their own beds from Ashley HomeStore in 2017.
- Annually participates in the AARP Foundation Million Meal Pack to pack more than 1 million meals in a single day for older adults in the South Florida community.
- Helped spearhead a clothing and food drive for Hurricane Harvey victims in his hometown of Houston.
- Hosted a youth football camp in his hometown in 2018.

### PERSONAL:
- Has 2 daughters.
- **PRONUNCIATION:** First name is pronounced EX-ay-vee-n.
- **MAJOR:** Health, kinesiology and leisure studies.

## XAVIEN HOWARD'S NFL REGULAR SEASON STATS

| | | | | TACKLES | | | | | INTERCEPTIONS | | | | | FUMBLES | |
|---|---|---|---|---|---|---|---|---|---|---|---|---|---|---|---|
| YEAR | TEAM | GP | GS | TOT | SOLO | ASST | SK | YDS | INT | YDS | LG | TD | PD | FF | FR |
| 2016 | MIAMI | 7 | 6 | 40 | 29 | 11 | 0.0 | 0.0 | 0 | 0 | 0 | 0 | 6 | 1 | 0 |
| 2017 | MIAMI | 16 | 16 | 48 | 42 | 6 | 1.0 | 11.0 | 4 | 71 | 30t | 1 | 13 | 0 | 0 |
| 2018 | MIAMI | 12 | 12 | 35 | 25 | 10 | 0.0 | 0.0 | 7 | 52 | 39 | 0 | 12 | 0 | 1 |
| | **NFL TOTALS** | **35** | **34** | **123** | **96** | **27** | **1.0** | **11.0** | **11** | **123** | **39** | **1** | **31** | **1** | **1** |

## XAVIEN HOWARD'S NFL PLAYOFF STATS

| | | | | TACKLES | | | | | INTERCEPTIONS | | | | | FUMBLES | |
|---|---|---|---|---|---|---|---|---|---|---|---|---|---|---|---|
| YEAR | TEAM | GP | GS | TOT | SOLO | ASST | SK | YDS | INT | YDS | LG | TD | PD | FF | FR |
| 2016 | MIAMI | 1 | 1 | 5 | 3 | 2 | 0.0 | 0.0 | 1 | 11 | 11 | 0 | 2 | 0 | 0 |
| | **NFL TOTALS** | **1** | **1** | **5** | **3** | **2** | **0.0** | **0.0** | **1** | **11** | **11** | **0** | **2** | **0** | **0** |

### SINGLE-GAME CAREER HIGHS

| | | |
|---|---|---|
| **Tackles:** | 11 | at Seattle, 9/11/16 |
| **Sacks:** | 1 | at Buffalo, 12/17/17 |
| **Interceptions:** | 2 | 5 times, last: vs. Buffalo, 12/2/18 |
| **Passes Defensed:** | 5 | vs. Denver, 12/3/17 |
| **Fumble Recovery** | 1 | vs. Chicago, 10/14/18 |
| **Forced Fumbles:** | 1 | vs. Cleveland, 9/25/16 |

# 45 MIKE HULL

LINEBACKER // 6-0 // 232 // PENN STATE '15
ACQUIRED: FA, '15
HOMETOWN: CANONSBURG, PA. // BORN: 5/25/91
NFL: FOURTH SEASON // DOLPHINS: FOURTH SEASON

## NFL CAREER

### TRANSACTIONS:
- Promoted from Miami's practice squad on Jan. 2, 2016.
- Signed to Miami's practice squad on Dec. 1, 2015.
- Waived by Miami on Nov. 28, 2015.
- Promoted from Miami's practice squad on Nov. 14, 2015.
- Signed to Miami's practice squad on Sept. 6,

2015.
- Waived by Miami on Sept. 5, 2015.
- Signed by Miami as an undrafted college free agent on May 8, 2015.

### CAREER HIGHLIGHTS:
- Played in 42 career games with 5 starts.
- 45 tackles (30 solo), 1 interception, 1 pass defensed and 1 fumble recovery.
- 30 special teams tackles (20 solo).
- Finished 3rd in the NFL with 18 special teams tackles in 2016.

### 2018 (MIAMI):
- Played in 7 games with 1 start.
- 3 solo tackles.
- 3 special teams tackles (1 solo).
- Missed 8 games after being placed on injured reserve on Sept. 3 and activated on Oct. 31.

**AT GREEN BAY (11/11):** 1 solo tackle and 1 special teams tackle.
**VS. NEW ENGLAND (12/9):** 1 assisted special teams tackle.
**VS. JACKSONVILLE (12/23):** 2 solo tackles.
- Made 1st start of the season.

### 2017 (MIAMI):
- Played in all 16 games with 3 starts.
- 26 tackles (19 solo) and 1 fumble recovery.
- 9 special teams tackles (8 solo).
- His 9 special teams tackles were tied for 2nd on the team.

**AT L.A. CHARGERS (9/17):** 10 tackles (7 solo).
- Started the season opener.
- His 10 tackles led the team.

**AT N.Y. JETS (9/24):** 6 tackles (2 solo) and 1 fumble recovery.
- Recovered an RB Elijah McGuire fumble at the 50-yard line in the 4th quarter.

**VS. BUFFALO (12/31):** 5 solo tackles.

### 2016 (MIAMI):
- Played in all 16 games with 1 start.
- 15 tackles (7 solo), 1 interception and 1 pass defensed.
- 18 special teams tackles (11 solo).
- His 18 special teams tackles were 3rd in the NFL.

**VS. SAN FRANCISCO (11/27):** 4 special teams tackles.
**AT BALTIMORE (12/4):** 4 tackles (3 solo).
**VS. ARIZONA (12/11):** 8 tackles (2 solo), 1 interception and 1 pass defensed.
- Made his first NFL start.
- Intercepted QB Carson Palmer, returning the ball 8 yards in the 1st quarter.

#### POSTSEASON:
**AFC WILD CARD AT PITTSBURGH (1/8):** 1 special teams tackle.

### 2015 (MIAMI):
- Played in 3 games.
- Promoted from Miami's practice squad on Jan. 2, 2016.
- Spent most of the season on Miami's practice squad.
- 1 solo tackle.

**AT PHILADELPHIA (11/15):** 1 solo tackle.
- Made his NFL debut.

## BEFORE THE NFL

### COLLEGE (PENN STATE):
- 4-year letterman (2011-14) and 2-year starter.

**CAREER:** Played in 48 games; 294 tackles (159 solo), 6.5 sacks, 2 interceptions, 13 passes defensed, 2 forced fumbles and 1 fumble recovery; 2 blocked kicks and 1 punt return for 14 yards.
- His 294 career tackles were 6th on the school's career tackles list when he left.

**SENIOR (2014):** Started all 13 games; 140 tackles (75 solo), 2 sacks, 1 interception, 4 passes defensed and 1 forced fumble.
- His 140 tackles led the Big Ten.
- Team co-captain.
- 2nd-team All-American.
- Big Ten Butkus-Fitzgerald Linebacker of the Year.
- 1st-team All-Big Ten.

**JUNIOR (2013):** Played in 10 games with 8 starts; 78 tackles (44 solo), 0.5 sacks, 2 passes defensed and 1 forced fumble.

**SOPHOMORE (2012):** Played in all 12 games with 1 start; 58 tackles (34 solo), 4 sacks, 1 interceptions, 5 passes defensed, 1 fumble recovery; 1 blocked punt and 1 punt return for 14 yards.
- Played on all 4 punt and kickoff units.

**REDSHIRT FRESHMAN (2011):** Played in all 13 games; 18 tackles (6 solo) and 2 passes defensed; 1 blocked kick.
- Redshirted in 2010.

### HIGH SCHOOL (CANON-McMILLAN HS – CANONSBURG, PA.)
- Played linebacker and running back.
- Also was a 3-year letterman and team captain in baseball, a 2-year letterman and team captain in wrestling and a member of the track and field team for 1 year.

**SENIOR (2009):** 97 tackles; 443 rushing yards and 7 TDs.
**JUNIOR (2008):** Rushed for more than 1,300 yards.
- Led the district in rushing.

## OFF THE FIELD

### COMMUNITY:
- Visited military troops overseas with the Armed Forces Entertainment group in 2018.

### PERSONAL:
- Father, Tom Hull (1971-73), and uncle, John Hull (1970-71), were Penn State football letterman.
- Father, Tom Hull, was drafted by San Francisco and played for the 49ers (1974) and Green Bay (1975).
- Participated in the 2017 Miami Dolphins Business Combine.
- Enjoys fly fishing.
- **MAJOR:** Finance.

## MIKE HULL'S NFL REGULAR SEASON STATS

| | | | | TACKLES | | | | | INTERCEPTIONS | | | | | FUMBLES | |
|---|---|---|---|---|---|---|---|---|---|---|---|---|---|---|---|
| YEAR | TEAM | GP | GS | TOT | SOLO | ASST | SK | YDS | INT | YDS | LG | TD | PD | FF | FR |
| 2015 | MIAMI | 3 | 0 | 1 | 1 | 0 | 0.0 | 0.0 | 0 | 0 | 0 | 0 | 0 | 0 | 0 |
| 2016 | MIAMI | 16 | 1 | 15 | 7 | 8 | 0.0 | 0.0 | 1 | 8 | 8 | 0 | 1 | 0 | 0 |
| 2017 | MIAMI | 16 | 3 | 26 | 19 | 7 | 0.0 | 0.0 | 0 | 0 | 0 | 0 | 0 | 0 | 1 |
| 2018 | MIAMI | 7 | 1 | 3 | 3 | 0 | 0.0 | 0.0 | 0 | 0 | 0 | 0 | 0 | 0 | 0 |
| | **NFL TOTALS** | **42** | **5** | **45** | **30** | **15** | **0.0** | **0.0** | **1** | **8** | **8** | **0** | **1** | **0** | **1** |

## MIKE HULL'S NFL PLAYOFF STATS

| | | | | TACKLES | | | | | INTERCEPTIONS | | | | | FUMBLES | |
|---|---|---|---|---|---|---|---|---|---|---|---|---|---|---|---|
| YEAR | TEAM | GP | GS | TOT | SOLO | ASST | SK | YDS | INT | YDS | LG | TD | PD | FF | FR |
| 2016 | MIAMI | 1 | 0 | 0 | 0 | 0 | 0.0 | 0.0 | 0 | 0 | 0 | 0 | 0 | 0 | 0 |
| | **NFL TOTALS** | **1** | **0** | **0** | **0** | **0** | **0.0** | **0.0** | **0** | **0** | **0** | **0** | **0** | **0** | **0** |

### ADDITIONAL STATS

**Special Teams Tackles:** 18 in 2016, 9 in 2017, 3 in 2018 for total of 30.

### SINGLE-GAME CAREER HIGHS

| | | |
|---|---|---|
| **Tackles:** | 10 | at L.A. Chargers, 9/17/17 |
| **Special Teams Tackles:** | 4 | vs. San Francisco, 11/27/16 |
| **Passes Defensed:** | 1 | vs. Arizona, 12/11/16 |
| **Fumble Recoveries:** | 1 | at N.Y. Jets, 9/24/17 |

# 20 RESHAD JONES

SAFETY // 6-1 // 215 // GEORGIA '10
ACQUIRED: D5B, '10
HOMETOWN: ATLANTA, GA. // BORN: 2/25/88
NFL: 10TH SEASON // DOLPHINS: 10TH SEASON

2015, 2017 PRO BOWL

## NFL CAREER

### TRANSACTIONS:

- 5th-round pick (163rd overall) by Miami in the 2010 NFL draft.

### CAREER HONORS:

- 2017 Pro Bowl selection.
- Ike Taylor's Defensive Back of the Week (vs. Pittsburgh, 10/16/16).
- 2015 Pro Bowl selection.
- Co-recipient of the 2015 Dan Marino Team MVP Award (WR Jarvis Landry).
- No. 64 on the NFL Network Top 100 list in 2015.
- Peter King (MMQB) Defensive Player of the Week (vs. San Diego, 11/2/14).

### CAREER HIGHLIGHTS:

- Played in 124 career games with 109 starts.
- 736 tackles (571 solo), 10.5 sacks, 21 interceptions, 54 passes defensed, 3 forced fumbles and 7 fumble recoveries; 4 interception returns for TDs; 2 fumble returns for TDs.
- 13 special teams tackles (11 solo).
- His 6 defensive TDs are the 2nd-most in Dolphins history and most by a defensive back:

### MOST DEFENSIVE TOUCHDOWNS IN DOLPHINS HISTORY

| PLAYER | YEARS | DEF. TDs |
|---|---|---|
| 1. Jason Taylor | 1997-2007; 2009; 2011 | 9 |
| **2. RESHAD JONES*** | **2010-18** | **6** |
| 3. Dick Anderson | 1968-77 | 4 |
| Terrell Buckley | 1995-99; 2003 | 4 |
| Zach Thomas | 1996-2007 | 4 |

** active*

- His 4 interception returns for TDs are tied with LB Zach Thomas for the most in team history.
- His 10.5 career sacks are 2nd in team history for most sacks among defensive backs:

### MOST CAREER SACKS BY A DOLPHINS DEFENSIVE BACK

| PLAYER | YEARS | SACKS |
|---|---|---|
| 1. Yeremiah Bell | 2004-11 | 11.0 |
| **2. RESHAD JONES*** | **2010-18** | **10.5** |
| 3. Patrick Surtain | 1998-2004 | 6.5 |
| 4. Liffort Hobley | 1987-93 | 6.0 |
| 5. Jerry Wilson | 1996-2000 | 5.5 |

** active*

- His 122 tackles in 2017 led all NFL safeties and ranked No. 6 in the AFC and No. 12 in the NFL among all players:

**2017 NFL TACKLE LEADERS (SAFETIES)**

| | PLAYER | TEAM | TOTAL | SOLO | ASST |
|---|---|---|---|---|---|
| 1. | RESHAD JONES | MIAMI | 122 | 94 | 28 |
| 2. | Keanu Neal | Atlanta | 113 | 81 | 32 |
| 3. | Landon Collins | N.Y. Giants | 99 | 74 | 25 |
| 4. | Jahleel Addae | L.A. Chargers | 96 | 66 | 30 |
| 5. | Matthias Farley | Indianapolis | 95 | 58 | 37 |
| | Jordan Poyer | Buffalo | 95 | 63 | 32 |

- Was the only NFL player to have 2 fumble recoveries for TDs in 2017.
- Voted by teammates to be a season-long captain in 2016.
- His 135 tackles led all NFL defensive backs in 2015:

**2015 NFL TACKLE LEADERS (DEFENSIVE BACKS)**

| | PLAYER | TEAM | TOTAL | SOLO | ASST |
|---|---|---|---|---|---|
| 1. | RESHAD JONES | MIAMI | 135 | 106 | 29 |
| 2. | Corey Graham | Buffalo | 122 | 91 | 31 |
| 3. | Mark Barron | St. Louis | 113 | 76 | 37 |
| | Barry Church | Dallas | 113 | 75 | 38 |
| 5. | Deone Bucannon | Arizona | 109 | 90 | 19 |

- Became 1st player in team history to record at least 100 tackles, 4 interceptions and 2 sacks in a season when he did so in 2015.
- His 5 interceptions in 2015 were the most by a Dolphins safety in a single season since 2002 (Brock Marion).
- Became the 1st player in team history to record an interception for a TD in consecutive games (at Tennessee, 10/18/15 and vs. Houston, 10/25/15).

### 2018 (MIAMI):

- Played in 14 games with 13 starts.
- Inactive for 2 games.
- 72 tackles (57 solo), 3 interceptions and 9 passes defensed; 1 interception return for a TD.

**VS. TENNESSEE (9/9):** 7 tackles (4 solo), 2 interceptions and 2 passes defensed.
- Intercepted QB Marcus Mariota and returned it 26 yards in the third quarter.
- Picked off QB Blaine Gabbert on third-and-4, returning it 54 yards in the fourth quarter.
- It was the 1st multi-interception game by a Dolphins safety since Sammy Knight (12/20/04 vs. NE).

**AT CINCINNATI (10/7):** 8 tackles (7 solo) and two passes defensed.
- Tipped a QB Andy Dalton pass that was intercepted by LB Kiko Alonso in the 1st quarter.

**AT BUFFALO (12/30):** 3 tackles (1 solo), 1 interception and 1 pass defensed.
- Intercepted QB Josh Allen on 2nd-and-12, returning it 29 yards for a TD with 39 seconds remaining in the 2nd quarter to tie the game at 14.

### 2017 (MIAMI):

- Started all 16 games.
- 122 tackles (94 solo), 1.5 sacks, 2 interceptions, 5 passes defensed and 3 fumble recoveries; 2 fumble recovery TDs.
- His 122 tackles led all NFL safeties and ranked No. 6 in the AFC and No. 12 in the NFL among all players.
- Was the only NFL player to have 2 fumble recoveries for TDs.

**VS. TENNESSEE (10/8):** 7 tackles (6 solo), 0.5 sacks and 2 fumble recoveries.
- Recovered a QB Matt Cassel fumble that was forced by LB Kiko Alonso and returned it 38 yards for a TD to put Miami up 10-0 in the 1st quarter.
- It was his 1st career fumble recovery for a TD.
- Also recovered a RB DeMarco Murray fumble that was forced by DT Davon Godchaux in the 1st quarter.
- Split a sack with DE Cameron Wake for a loss of 9 yards on 3rd-and-9, forcing Tennessee to punt in the 3rd quarter.

**AT ATLANTA (10/15):** 7 tackles (5 solo), 1 interception and 1 pass defensed.
- Intercepted a QB Matt Ryan pass intended for TE Austin Hooper with 47 seconds remaining to seal the game for Miami.
- Also served as a game captain.

**AT NEW ENGLAND (11/26):** 13 tackles (10 solo) and 1 fumble recovery.
- Returned a fumble 14 yards for a 2nd quarter TD after a premature snap by the Patriots.
- It was the 5th defensive TD of Jones' career and his 2nd of the season.

**PRO BOWL:**
- Selected to start the Pro Bowl for the 2nd time in his career.
- Extended the team's streak to 20 consecutive seasons with a defensive player selected.
- Became the 4th Dolphins safety to earn multiple Pro Bowl selections, joining Jake Scott (5 times; 1971-75), Dick Anderson (3; 1972-74) and Brock Marion (3; 2000, 2003-04).

### 2016 (MIAMI):

- Started 6 games.
- Missed 10 games after being placed on injured reserve on Oct. 19.
- 51 tackles (31 solo), 0.5 sacks, 1 interception and 4 passes defensed.
- Voted by teammates to be a season-long captain.

**AT SEATTLE (9/11):** 12 tackles (6 solo) and 1 pass defensed.

**VS. CLEVELAND (9/25):** 10 tackles (9 solo), 0.5 sacks and 1 pass defensed.
- Split a sack of QB Cody Kessler with DT Ndamukong Suh for a loss of 0.5 yards.

**VS. PITTSBURGH (10/16):** 5 tackles (4 solo), 1 interception and 1 pass defensed.
- Intercepted a QB Ben Roethlisberger pass, returning it 17 yards.

**HONORS:**
- Ike Taylor's Defensive Back of the Week (vs. Pittsburgh, 10/16)

### 2015 (MIAMI):

- Started all 16 games.
- 135 tackles (106 solo), 2 sacks, 5 interceptions, 10 passes defensed and 1 fumble recovery; 2 interception returns for TDs.

- Became 1st player in team history to record at least 100 tackles, 4 interceptions and 2 sacks in a season.
- His 5 interceptions were the most by a Dolphins safety in a single season since 2002 (Brock Marion).
- His 135 tackles led all NFL defensive backs.
- Became the 1st player in team history to record an interception for a TD in consecutive games (at Tennessee, 10/18 and vs. Houston, 10/25).

**AT JACKSONVILLE (9/20):** 11 tackles (8 solo).
- Along with LB Jelani Jenkins, recorded double-digit tackles for the 2nd consecutive week, which marked the 1st time a Dolphins player recorded double-digit tackles in the first 2 weeks of the season since LB Zach Thomas in 2007.

**AT TENNESSEE (10/18):** 8 tackles (5 solo) and 1 interception.
- His 30-yard interception return for a TD in the 3rd quarter was the 2nd score of his NFL career.

**VS. HOUSTON (10/25):** 8 solo tackles and 1 interception.
- Returned an interception of QB Brian Hoyer 23 yards for a TD in the 2nd quarter.
- Became 1st player in team history to record an interception return for a TD in consecutive games.

**PRO BOWL:**
- Earned his 1st Pro Bowl selection and was chosen to start the game.
- Joined CB Brent Grimes on the roster and marked the 1st time since following the 2003 season (CB Patrick Surtain and S Brock Marion) the Dolphins had two defensive backs selected to the Pro Bowl in the same season.
- Became the 1st Dolphins safety to earn a Pro Bowl selection since S Yeremiah Bell following the 2009 season.
- Became the 6th safety in team history to go to the Pro Bowl.

**HONORS:**
- Co-recipient of the Dan Marino Team MVP Award (WR Jarvis Landry).
- No. 64 on the NFL Network Top 100 list.

### 2014 (MIAMI):
- Started 12 games.
- Missed the first 4 games due to suspension.
- 79 tackles (70 solo), 7 passes defensed, 3 interceptions, 1 sack and 1 forced fumble.

**AT CHICAGO (10/19):** 7 solo tackles, 1 interception and 2 passes defensed.
- Intercepted QB Jay Cutler and returned it 50 yards in the 2nd quarter.

**VS. SAN DIEGO (11/2):** 5 solo tackles and 1 interception.
- Intercepted QB Philip Rivers and returned it 16 yards in the 2nd quarter.

**AT N.Y. JETS (12/1):** 10 tackles (9 solo) and 1 interception.
- Intercepted QB Geno Smith near midfield to end a Jets comeback attempt on their final snap of the game.

**HONORS:**
- Peter King (MMQB) Defensive Player of the Week (vs. San Diego, 11/2).

### 2013 (MIAMI):
- Started all 16 games.
- 107 tackles (84 solo), 1.5 sacks, 1 interception and 4 passes defensed; 1 interception return for a TD.

**AT INDIANAPOLIS (9/15):** 9 tackles (6 solo) and 0.5 sacks.

**VS. BALTIMORE (10/6):** 3 solo tackles and 1 interception.
- Intercepted QB Joe Flacco and returned it 25 yards for the 1st TD of his career.
- It was the 1st interception return for a TD by a Dolphins safety since Brock Marion on Jan. 6, 2002.

**VS. BUFFALO (10/20):** 10 tackles (9 solo) and 1 sack.

### 2012 (MIAMI):
- Started all 16 games.
- 95 tackles (74 solo), 1 sack, 4 interceptions, 9 passes defensed, 2 forced fumbles and 2 fumble recoveries.

**VS. OAKLAND (9/18):** 3 solo tackles and 1 interception.
- Intercepted QB Carson Palmer and returned it 8 yards.

**AT CINCINNATI (10/7):** 7 tackles (3 solo) and 1 interception.
- Intercepted QB Andy Dalton at midfield with 1:30 left in the game to secure the win.

**VS. BUFFALO (12/23):** 2 solo tackles, 1 interception and 2 fumble recoveries.
- Recovered a WR Steve Johnson fumble and returned it 24 yards, which led to a Dolphins TD in the 1st quarter.
- Recovered a fumble by QB Ryan Fitzpatrick in the 3rd quarter.
- Intercepted QB Ryan Fitzpatrick on Buffalo's final snap of the game, sealing the victory.

### 2011 (MIAMI):
- Played in 15 games with 12 starts.
- Inactive for 1 game.
- 62 tackles (45 solo), 2 sacks, 1 interception and 4 passes defensed.
- 5 special teams tackles (4 solo).

**VS. NEW ENGLAND (9/12):** 12 tackles (8 solo) and 1 pass defensed.
- Led the team in tackles.

**VS. HOUSTON (9/18):** 6 tackles (4 solo) and 1 sack.
- Sacked QB Matt Schaub for a 10-yard loss.

**AT BUFFALO (12/18):** 5 tackles (4 solo) and 1 interception.
- Intercepted QB Ryan Fitzpatrick and returned it 1 yard.

### 2010 (MIAMI):
- Played in 13 games with 2 starts.
- Inactive for 3 games.
- 14 tackles (11 solo), 1 sack, 1 interception and 2 passes defensed.
- 7 solo special teams tackles and 1 special teams fumble recovery.

**AT BUFFALO (9/12):** Played but did not record any stats.

- Made his NFL debut.

**VS. TENNESSEE (10/14):** 2 solo tackles, 1 sack and 1 interception.
- Sacked QB Vince Young for a 10-yard loss for his 1st career sack.
- Reeled in his 1st career interception when he picked off Young in the end zone for a touchback with 3:28 left to seal the victory.

**VS. CHICAGO (11/18):** 5 tackles (4 solo).
- Made his 1st NFL start.

## BEFORE THE NFL

### COLLEGE (GEORGIA):

- 3-year letterman (2007-09) and 2-year starter.

**CAREER:** Played in 39 games with 27 starts; 206 tackles (129 solo), 11 interceptions and 22 passes defensed.
- Became the 8th player in school history since 1950 to lead the team in interceptions in consecutive seasons.

**JUNIOR (2009):** Started all 13 games; 73 tackles (44 solo), 4 interceptions, 11 passes defensed and 1 forced fumble.
- His 4 interceptions led the team.
- 2nd-team All-SEC.
- Won school's Most Improved Player Award.

**SOPHOMORE (2008):** Played in all 13 games with 12 starts; 76 tackles (45 solo), 5 interceptions, 8 passes defensed and 1 fumble recovery; 2 punt returns for 38 yards (19.0 avg.)
- His 5 interceptions led the team and were tied for 4th in the SEC.
- 2nd-team All-SEC.
- 2nd-team Sophomore All-American.
- Won school's Most Improved Defensive Back Award.

**REDSHIRT FRESHMAN (2007):** Played in all 13 games with 2 starts; 57 tackles (40 solo), 2 interceptions and 3 passes defensed.
- Won the school's Most Improved Defensive Back Award.
- Redshirted in 2006.

### HIGH SCHOOL (BOOKER T. WASHINGTON HS – ATLANTA, GA.)

- Played safety, running back and wide receiver.
- Also lettered in track and basketball.

**SENIOR (2005):** 82 tackles and 2 interceptions; Scored 15 TDs on offense.
- All-state.
- Georgia Defensive Player of the Year.

**JUNIOR (2004):** 71 tackles and 10 interceptions.

## OFF THE FIELD

### COMMUNITY:

- Participated in numerous team events, such as the Miami Dolphins Foundation Fishing Tournament, Kids and Fins Publix Shopping Spree, and taking local students to Dave & Buster's.
- Purchased game tickets and donated them to local charities.
- Donated money to help purchase toys and meals for families for the holidays.
- Participated in the Dolphins Cancer Challenge Celebrity Golf Tournament in April 2017.

### PERSONAL:

- Participated in the 3-day Stephen Ross externship in New York in July 2016.
- **MAJOR:** Housing.

## RESHAD JONES' NFL REGULAR SEASON STATS

| | | | | TACKLES | | | | | INTERCEPTIONS | | | | | FUMBLES | |
|---|---|---|---|---|---|---|---|---|---|---|---|---|---|---|---|
| YEAR | TEAM | GP | GS | TOT | SOLO | ASST | SK | YDS | INT | YDS | LG | TD | PD | FF | FR |
| 2010 | MIAMI | 13 | 2 | 14 | 11 | 3 | 1.0 | 10.0 | 1 | 0 | 0 | 0 | 2 | 0 | 1 |
| 2011 | MIAMI | 15 | 12 | 62 | 45 | 17 | 2.0 | 14.0 | 1 | 1 | 1 | 0 | 4 | 0 | 0 |
| 2012 | MIAMI | 16 | 16 | 94 | 73 | 21 | 1.0 | 5.0 | 4 | 28 | 15 | 0 | 9 | 2 | 2 |
| 2013 | MIAMI | 16 | 16 | 107 | 84 | 23 | 1.5 | 9.0 | 1 | 25 | 25t | 1 | 4 | 0 | 0 |
| 2014 | MIAMI | 12 | 12 | 79 | 70 | 9 | 1.0 | 8.0 | 3 | 62 | 50 | 0 | 7 | 1 | 0 |
| 2015 | MIAMI | 16 | 16 | 135 | 106 | 29 | 2.0 | 13.0 | 5 | 104 | 42 | 2 | 10 | 0 | 1 |
| 2016 | MIAMI | 6 | 6 | 51 | 31 | 20 | 0.5 | 0.5 | 1 | 17 | 17 | 0 | 4 | 0 | 0 |
| 2017 | MIAMI | 16 | 16 | 122 | 94 | 28 | 1.5 | 4.5 | 2 | 15 | 15 | 0 | 5 | 0 | 3 |
| 2018 | MIAMI | 14 | 13 | 72 | 57 | 15 | 0.0 | 0.0 | 3 | 109 | 54 | 1 | 9 | 0 | 0 |
| | **NFL TOTALS** | **124** | **109** | **736** | **571** | **165** | **10.5** | **64.0** | **21** | **361** | **54** | **4** | **54** | **3** | **7** |

## ADDITIONAL STATS

**Special Teams Tackles:** 7 in 2010, 5 in 2011, 1 in 2014 for total of 13.

**Punt Returns:** 1 for 0 yards in 2012.

**Kickoff Returns:** 2 for 43 yards in 2015.

**Defensive Touchdowns:** 25-yard interception return vs. Baltimore (10/6/13); 30-yard interception return at Tennessee (10/18/15); 23-yard interception return vs. Houston (10/25/15); 39-yard fumble return vs. Tennessee (10/8/17); 14-yard fumble return at New England (11/26/17); 29-yard interception return at Buffalo (12/30/18) for total of 6.

## SINGLE-GAME CAREER HIGHS

| | | |
|---|---|---|
| **Tackles:** | 15 | at Kansas City, 12/24/16 |
| **Sacks:** | 1 | 9 times, last: vs. Buffalo, 12/31/17 |
| **Interceptions:** | 2 | vs. Tennessee, 9/9/18 |
| **Passes Defensed:** | 2 | 6 times, last: at Cincinnati, 10/7/18 |
| **Forced Fumbles:** | 1 | 3 times, last: vs. N.Y. Jets, 12/28/14 |
| **Fumble Recoveries:** | 2 | twice, last: vs. Tennessee, 10/18/17 |

# 71 JARYD JONES-SMITH

TACKLE // 6-7 // 345 // PITTSBURGH '18
ACQUIRED: FA, '19
HOMETOWN: CAMDEN, N.J. // BORN: 9/3/95
NFL: FIRST SEASON // DOLPHINS: FIRST SEASON

## NFL CAREER

### TRANSACTIONS:

- Signed by Miami on April 9, 2019.
- Signed by the San Antonio Commanders of the Alliance of American Football in Jan. 2019.
- Waived by Houston on Sept. 1, 2018.
- Signed by Houston as an undrafted college free agent on May 11, 2018.

### 2019 (SAN ANTONIO-AAF/MIAMI):

- Signed by Miami on April 9.
- Played in 8 games with 7 starts for San Antonio of the Alliance of American Football.
- 1 solo tackle with San Antonio.

### 2018 (HOUSTON):

- Spent the offseason and training camp with Houston before being waived on Sept. 1.

## BEFORE THE NFL

### COLLEGE (PITTSBURGH):

- 4-year letterman (2014-17) and 1-year starter.

**CAREER:** Played in 33 games with 13 starts – 9 at right tackle, 3 at left tackle and 1 as a 6th offensive lineman.

**SENIOR (2017):** Played in all 12 games with 9 starts at right tackle.

**JUNIOR (2016):** Played in 8 games with 1 start as a 6th offensive lineman.

- Helped block for a rushing unit that averaged 225.1 yards per game.

**SOPHOMORE (2015):** Missed the entire season due to injury.

**REDSHIRT FRESHMAN (2014):** Played in all 13 games with 3 starts at left tackle.

- Redshirted in 2013.

### HIGH SCHOOL (WEST CATHOLIC HS – PHILADELPHIA, PA.)

- Played offensive and defensive line.
- Also lettered in basketball and track and field.

**SENIOR (2012):**

- 1st-team all-state.
- Helped lead team to Catholic League championship.

## OFF THE FIELD

### PERSONAL:

- **MAJOR:** Communications.

# 67 DANIEL KILGORE

CENTER // 6-3 // 291 // APPALACHIAN STATE '08
ACQUIRED: T, '18 (SF)
HOMETOWN: KINGSPORT, TENN. // BORN: 12/18/87
NFL: NINTH SEASON // DOLPHINS: SECOND SEASON

## NFL CAREER

### TRANSACTIONS:

- Traded from San Francisco to Miami on March 15, 2018.
- 5th-round pick (163rd overall) by San Francisco in the 2011 NFL draft.

### CAREER HONORS:

- 2012 Madden Most Valuable Protectors Award, recognizing the best offensive line in the NFL.

### CAREER HIGHLIGHTS:

- Played in 78 career games with 43 starts.
- Has allowed just 7.75 sacks and flagged for only 11 penalties.
- Appeared in 6 postseason games and participated in 2 NFC Championship contests.
- Played in Super Bowl XLVII with San Francisco at the end of the 2012 season.

### 2018 (MIAMI):

- Started 4 games.
- Missed the rest of the season after being placed on injured reserve on Oct. 3.

**VS. TENNESSEE (9/9):** Started at center.

- Protected QB Ryan Tannehill, who completed 20-of-28 passes (71.4 pct.) for 230 yards and 2 TDs.

**AT N.Y. JETS (9/16):** Started at center.

- Protected QB Ryan Tannehill, who completed 17-of-23 passes (73.9 pct.) for 168 yards and 2 TDs.
- Blocked for a running game that had 31 carries for 135 yards (4.4 avg.) and 1 TD.

**VS. OAKLAND (9/23):** Started at center.

- Protected QB Ryan Tannehill, who completed 17-of-23 passes (73.9 pct.) for 289 yards and 3 TDs.

### 2017 (SAN FRANCISCO):

- Started all 16 games at center.
- Committed just 4 penalties.
- Helped San Francisco win 5 consecutive games and 6 of their last 7 contests to finish the season.
- Did not allow a sack and was flagged just once during that 7-game span.

**AT SEATTLE (9/17):** Started at center.

- Blocked for a rushing attack that totaled 159 yards on 19 carries (8.37 avg.), the 3rd-highest average against the Seahawks all-time and the 6th highest single-game average in 49ers history.

**VS. N.Y. GIANTS (11/12):** Started at center.

- Helped the offense total a season-high 474 yards in the 31-21 victory.

**VS. JACKSONVILLE (12/24):** Started at center.

- Helped the team score a season-high 44 points and win their 4th straight game.

### 2016 (SAN FRANCISCO):

- Started 13 games at center.
- Missed the final 3 games of the season after being placed on injured reserve on Dec. 13.
- Allowed just 1.5 sacks and was flagged only 3 times.

**VS. N.Y. JETS (12/11):** Started at center.

- Helped the offense total 248 rushing yards, the most by the 49ers in a game since Dec. 20, 2014 vs. San Diego (355).
- Averaged 9.2 yards per carry, which was the 2nd-highest single-game average in 49ers history.

### 2015 (SAN FRANCISCO):

- Played in 5 games with 3 starts at center.
- Missed the first 11 games of the season after he was placed on the physically unable to perform list on Aug. 31 and activated on Dec. 5.
- Allowed 0.75 sacks and was not flagged for any penalties.

### 2014 (SAN FRANCISCO):

- Started 7 games at center.
- Missed the rest of the season after being placed on injured reserve on Oct. 25.
- Allowed just 1 sack and did not commit any penalties.

**AT DALLAS (9/7):** Started at center.

- Made his 1st career start.

### 2013 (SAN FRANCISCO):

- Played in all 16 games.
- Did not allow a sack or commit any penalties.

**POSTSEASON:**

**NFC WILD CARD AT GREEN BAY (1/5):** Played but did not record any stats.

**NFC DIVISIONAL AT CAROLINA (1/12):** Played but did not record any stats.

**NFC CHAMPIONSHIP AT SEATTLE (1/19):** Played but did not record any stats.

### 2012 (SAN FRANCISCO):

- Played in all 16 games.
- Did not allow a sack and was flagged for just 2 penalties.

**POSTSEASON:**

**NFC DIVISIONAL VS. GREEN BAY (1/12):** Played but did not record any stats.

**NFC CHAMPIONSHIP AT ATLANTA (1/20):** Played but did not record any stats.

**SUPER BOWL XLVII VS. BALTIMORE (2/3):** Played but did not record any stats.

**HONORS:**

- Madden Most Valuable Protectors Award, recognizing the best offensive line in the NFL.

### 2011 (SAN FRANCISCO):

- Played in 1 game.
- Inactive for 14 games.
- Dressed but did not play 1 game.

**VS. PITTSBURGH (12/19):** Played but did not record any stats.

- Made his NFL debut.

## BEFORE THE NFL

### COLLEGE (APPALACHIAN STATE):

- 4-year letterman (2007-10) and 2-year starter.

**CAREER:** Played in 48 games with 29 starts.

- Started 16 games at right guard and 13 at left tackle.

**SENIOR (2010):** Started all 13 games at left tackle.

- College Sports News All-American.
- 1st-team All-Southern Conference

**JUNIOR (2009):** Played in 12 games.

**SOPHOMORE (2008):** Started all 14 games at right guard.

**REDSHIRT FRESHMAN (2007):** Played in 9 games with 2 starts at right guard.

- Also saw action at tight end.
- Helped his school win the FCS national championship.
- Redshirted in 2006.

### HIGH SCHOOL (DOBYNS-BENNETT HS – KINGSPORT, TENN.)

- 3-year starter at center.
- Also played baseball, basketball, wrestling and threw shot put.

**SENIOR (2005):**

- 1st-team all-state.

## OFF THE FIELD

### COMMUNITY:

- Has participated in several 49ers charitable events, such as a breast cancer fashion show and elementary school visits.
- Sponsored the Tribe Games for each of the past 5 years in his hometown of Kingsport, Tenn., which is a series of athletic competitions for special needs kids.
- Coached youth football on the weekends while in San Francisco.

### PERSONAL:

- Served as a student-teacher at Hardin Park Elementary School in Boone, N.C. working with special-education students in adaptive physical education classes.
- Aspires to be a coach and special-education teacher following his NFL career.
- **MAJOR:** Physical education and adaptive physical education.

## DANIEL KILGORE'S NFL REGULAR SEASON STATS

**GAMES/STARTS:** (San Francisco) 2011: 1/0, 2012: 16/0, 2013: 16/0, 2014: 7/7, 2015: 5/3, 2016: 13/13, 2017: 16/16, (Miami) 2018: 4/4 **NFL TOTALS: 78/43**

## DANIEL KILGORE'S NFL PLAYOFF STATS

**GAMES/STARTS:** 2012: 3/0, 2013: 3/0 **PLAYOFF TOTALS: 6/0**

# 30 CHRIS LAMMONS

SAFETY // 5-10 // 190 // SOUTH CAROLINA '18
ACQUIRED: FA, '18
HOMETOWN: LAUDERHILL, FLA. // BORN: 1/31/96
NFL: FIRST SEASON // DOLPHINS: FIRST SEASON

## NFL CAREER

### TRANSACTIONS:

- Signed to Miami's practice squad on Nov. 28, 2018.
- Released from New Orleans' practice squad on Oct. 20, 2018.
- Signed to New Orleans' practice squad on Oct. 2, 2018.
- Waived by Atlanta on Sept. 1, 2018.
- Signed by Atlanta as an undrafted free agent on May 1, 2018.

### 2018 (ATLANTA/NEW ORLEANS/MIAMI):

- Spent the final 5 weeks on Miami's practice squad after being signed on Nov. 28.
- Spent 2 weeks on New Orleans' practice squad.
- Spent the offseason and training camp with Atlanta before being waived on Sept. 1.

## BEFORE THE NFL

### COLLEGE (SOUTH CAROLINA):

- 4-year letterman (2014-17) and 3-year starter.

**CAREER:** Played in 44 games with 37 starts; 177 tackles (136 solo), 1 sack, 4 interceptions, 21 passes defensed, 3 forced fumbles and 1 fumble recovery; 28 punt returns for 212 yards (7.6 avg.).

**SENIOR (2017):** Started all 13 games; 79 tackles (62 solo), 7 passes defensed, 1 forced fumble and 1 fumble recovery; 19 punt returns for 141 yards (7.4 avg.).

- His 79 tackles ranked 3rd on the team.
- His 7.4 yards per punt return were 6th in the SEC.

**JUNIOR (2016):** Started all 13 games; 53 tackles (36 solo), 1 sack, 3 interceptions, 9 passes defensed and 2 forced fumbles; 9 punt returns for 71 yards (7.9 avg.).

- His 3 interceptions were tied for 8th in the SEC.

**SOPHOMORE (2015):** Played in 8 games with 4 starts; 24 tackles (18 solo), 1 interception and 5 passes defensed.

**TRUE FRESHMAN (2014):** Played in 10 games with 7 starts; 21 tackles (20 solo).

### HIGH SCHOOL (PLANTATION HS – PLANTATION, FLA.)

- Played quarterback and defensive back.

**SENIOR (2013):** Passed for 1,500 yards and 15 TDs; rushed for 900 yards and 7 TDs; 30 tackles, 2

interceptions and 10 passes defensed.
- Played in the U.S. Army All-America Bowl.

## OFF THE FIELD

### PERSONAL:

- **PRONUNCIATION:** Last name is pronounced luh-MAWNS.
- **MAJOR:** Sociology.



# 94 JOEY MBU

DEFENSIVE TACKLE // 6-3 // 330 // HOUSTON '15
ACQUIRED: FA, '19
HOMETOWN: RICHMOND, TEXAS // BORN: 3/28/93
NFL: SECOND SEASON // DOLPHINS: FIRST SEASON

## NFL CAREER

### TRANSACTIONS:

- Signed by Miami on April 9, 2019.
- Signed by the San Antonio Commanders of the Alliance of American Football in Jan. 2019.
- Waived by Green Bay on Sept. 1, 2018.
- Signed by Green Bay on June 11, 2018.
- Waived by Indianapolis on May 1, 2018.
- Promoted from Indianapolis' practice squad on Nov. 7, 2017.
- Signed to Indianapolis' practice squad on Sept. 4, 2017.
- Waived by Washington on Sept. 2, 2017.
- Signed to Washington's practice squad on Oct. 10, 2016.
- Released from Atlanta's practice squad on Sept. 7, 2016.
- Signed to Atlanta's practice squad on Sept. 4, 2016.
- Waived by Atlanta on Sept. 3, 2016.
- Promoted from Atlanta's practice squad on Dec. 11, 2015.
- Signed to Atlanta's practice squad on Sept. 7, 2015.
- Waived by Atlanta on Sept. 5, 2015.
- Signed by Atlanta as an undrafted college free agent on May 8, 2015.

### CAREER HIGHLIGHTS:

- Played in 9 career NFL games.
- 7 tackles (3 solo).

### 2019 (SAN ANTONIO-AAF/MIAMI):

- Signed by Miami on April 9.
- Started 8 games for San Antonio of the Alliance of American Football.
- 9 tackles (3 solo) and 2 sacks for San Antonio.

### 2018 (INDIANAPOLIS/GREEN BAY):

- Spent part of the offseason and all of training camp with Green Bay before being waived on Sept. 1.
- Signed by Green Bay on June 11.
- Waived by Indianapolis on May 1.

### 2017 (WASHINGTON/INDIANAPOLIS):

- Played in 7 games for Indianapolis.
- 3 tackles (2 solo) for Indianapolis.
- Promoted from Indianapolis' practice squad on Nov. 7.
- Spent 9 weeks on Indianapolis' practice squad.
- Waived by Washington on Sept. 2.

**VS. DENVER (12/14):** 1 solo tackle.
**AT BALTIMORE (12/23):** 1 solo tackle.

### 2016 (ATLANTA/WASHINGTON):

- Spent 11 weeks on Washington's practice squad.
- Spent the offseason and training camp with Atlanta.

### 2015 (ATLANTA):

- Played in 2 games.
- Inactive for 2 games.
- 4 tackles (1 solo).
- Promoted from Atlanta's practice squad on Dec. 11.

**AT CAROLINA (12/13):** 2 tackles (1 solo).
- Made his NFL debut.

## BEFORE THE NFL

### COLLEGE (HOUSTON):

- 4-year letterman (2011-14) and 3-year starter.

**CAREER:** Played in 50 games with 34 starts; 92 tackles (38 solo), 4 sacks, 2 interceptions and 10 passes defensed.
**SENIOR (2014):** Started all 13 games; 32 tackles (17 solo), 2.5 sacks, 1 interception and 5 passes defensed.
- 1st-team All-AAC.
- Served as a team captain.

**JUNIOR (2013):** Started all 13 games; 29 tackles (13 solo), 0.5 sacks and 3 passes defensed.
- His 29 tackles led the team's defensive tackles unit.
- Recorded multiple tackles in 11 games.

**SOPHOMORE (2012):** Played in all 12 games with 8 starts; 27 tackles (7 solo), 1 sack, 1 interception and 2 passes defensed.
- His 27 tackles led the team's defensive tackles unit.

**TRUE FRESHMAN (2011):** Played in all 12 games; 4 tackles (1 solo).

### HIGH SCHOOL (FOSTER HS – RICHMOND, TEXAS)
- Started on offensive and defensive line.
- Also lettered in track and field.

**SENIOR (2010):** 67 tackles, 2 sacks and 2 blocked field goals.
- 1st-team all-district.
- 1st-team all-area.

**JUNIOR (2009):**
- 1st-team all-district.
- 1st-team all-area.

## OFF THE FIELD

### PERSONAL:
- **PRONUNCIATION:** Last name is pronounced EHM-boo.
- **MAJOR:** Kinesiology.

## JOEY MBU'S NFL REGULAR SEASON STATS

| | | | | TACKLES | | | | | INTERCEPTIONS | | | | | FUMBLES | |
|---|---|---|---|---|---|---|---|---|---|---|---|---|---|---|---|
| YEAR | TEAM | GP | GS | TOT | SOLO | ASST | SK | YDS | INT | YDS | LG | TD | PD | FF | FR |
| 2015 | ATLANTA | 2 | 0 | 4 | 1 | 3 | 0.0 | 0.0 | 0 | 0 | 0 | 0 | 0 | 0 | 0 |
| 2016 | WASHINGTON | | | | PRACTICE SQUAD | | | | | | | | | | |
| 2017 | INDIANAPOLIS | 7 | 0 | 3 | 2 | 1 | 0.0 | 0.0 | 0 | 0 | 0 | 0 | 0 | 0 | 0 |
| 2018 | | | | | NOT ON ROSTER | | | | | | | | | | |
| | **NFL TOTALS** | **9** | **0** | **7** | **3** | **4** | **0.0** | **0.0** | **0** | **0** | **0** | **0** | **0** | **0** | **0** |



# 28 BOBBY McCAIN

CORNERBACK // 5-11 // 192 // MEMPHIS '15
ACQUIRED: D5A, '15
HOMETOWN: OXFORD, ALA. // BORN: 8/18/93
NFL: FIFTH SEASON // DOLPHINS: FIFTH SEASON

## NFL CAREER

### TRANSACTIONS:
- 5th-round pick (145th overall) by Miami in the 2015 NFL draft.

### CAREER HIGHLIGHTS:
- Played in 62 career games with 32 starts.
- 171 tackles (134 solo), 4 sacks, 4 interceptions, 22 passes defensed and 1 forced fumble.
- 12 special teams tackles (8 solo).
- His 4 career sacks are tied for 2nd-most by a cornerback in team history.

### 2018 (MIAMI):
- Played in 14 games with 13 starts.
- Inactive for 2 games.
- 60 tackles (50 solo), 2 sacks, 1 interception and 5 passes defensed.
- 1 assisted special teams tackle.
- Serves as a season-long team captain.

**VS. OAKLAND (9/23):** 8 tackles (5 solo) and 1 pass defensed; 1 assisted special teams tackle.

**VS. BUFFALO (12/2):** 4 solo tackles and 1 sack.
- Sacked QB Josh Allen on 2nd-and-9 for a loss of 7 yards with 5:14 left in the 4th quarter.

**VS. NEW ENGLAND (12/9):** 7 tackles (4 solo) and 1 sack.
- Sacked QB Tom Brady for a loss of 7 yards on third-and-3 in the 3rd quarter.

### 2017 (MIAMI):
- Played in all 16 games with 7 starts.
- 45 tackles (33 solo), 1 sack, 2 interceptions and 7 passes defensed.
- 3 solo special teams tackles.

**VS. N.Y. JETS (10/22):** 2 solo tackles, 1 interception and 1 pass defensed.
- Intercepted QB Josh McCown and returned it 6 yards to the Jets 17-yard line with 47 seconds left, setting up K Cody Parkey's 39-yard game-winning field goal.

**AT NEW ENGLAND (11/26):** 2 tackles (1 solo), 1 interception and 1 pass defensed.
- Intercepted QB Tom Brady on a third-and-8 in the 2nd quarter.

- It was just the 3rd interception of Brady's season up until that point (Week 12).

**VS. DENVER (12/3):** 3 solo tackles, 1 sack and 3 passes defensed.
- Deflected a QB Trevor Siemian pass that was intercepted by S T.J. McDonald on Denver's 1st possession of the game.
- Sacked Siemian for a loss of 13 yards with 11 seconds left in the game.

### 2016 (MIAMI):
- Played in all 16 games with 8 starts.
- 44 tackles (32 solo), 1 sack, 1 interception, 6 passes defensed and 1 forced fumble.
- 2 special teams tackles (1 solo).

**AT CINCINNATI (9/29):** 4 tackles (2 solo), 1 sack and 1 pass defensed.
- Sacked QB Andy Dalton for a loss of 11 yards for the 1st sack of his career.

**VS. N.Y. JETS (11/6):** 3 solo tackles, 1 interception and 1 pass defensed.
- Intercepted QB Ryan Fitzpatrick in the end zone in the 4th quarter for his 1st career interception.

**VS. NEW ENGLAND (1/1):** 6 tackles (5 solo) and 1 pass defensed.

### POSTSEASON:
**AFC WILD CARD AT PITTSBURGH (1/8):** 2 assisted tackles.

### 2015 (MIAMI):
- Played in all 16 games with 4 starts.
- 22 tackles (19 solo).
- 6 special teams tackles (4 solo).

**AT WASHINGTON (9/13):** Played but did not record any stats.
- Made his NFL debut.

**AT PHILADELPHIA (11/15):** 2 tackles (1 solo) and 1 pass defensed.
- Made his 1st NFL start.

**VS. BALTIMORE (12/6):** 7 solo tackles and 1 pass defensed.

## BEFORE THE NFL

### COLLEGE (MEMPHIS):
- 4-year starter (2011-14).

**CAREER:** Played in 45 games with 43 starts; 136 tackles (108 solo), 1.5 sacks, 12 interceptions, 27 passes defensed, 3 fumble recoveries and 1 forced fumble; 42 kickoff returns for 1,061 yards (25.3 avg.).
- Returned four interceptions for TDs.
- Finished career tied for 5th in school history with 12 interceptions and 2nd with 246 interception return yards.

**SENIOR (2014):** Started all 13 games; 46 tackles (38 solo), 5 interceptions, 9 passes defensed and 1 fumble recovery; 13 kickoff returns for 326 yards (25.1 avg.).
- Returned 1 interception for a TD.
- 1st-team All-AAC.

**JUNIOR (2013):** Started 9 games; 25 tackles (21 solo), 6 interceptions, 10 passes defensed and 2 fumble recoveries; 1 kickoff return for 14 yards.
- Returned 2 interceptions for TDs.

**SOPHOMORE (2012):** Started all 12 games.
- 36 tackles (26 solo), 1.5 sacks and 3 passes defensed; 28 kickoff returns for 721 yards (25.8 avg.).

**TRUE FRESHMAN (2011):** Played in 11 games with 9 starts; 29 tackles (23 solo), 1 interception, 5 passes defensed and 1 forced fumble.
- Returned 1 interception for a TD.

### HIGH SCHOOL (OXFORD HS – OXFORD, ALA.)
- Played both sides of the ball.
- Also lettered in baseball, playing outfield and catcher.

**SENIOR (2010):** 35 tackles and 1 interception; 25 receptions for 378 yards (15.1 avg.) and 3 TDs; 28 carries for 212 yards (7.6 avg.) and 6 TDs; 10-of-21 passing (47.6 pct.) for 221 yards.

**JUNIOR (2009):** 39 tackles, 1 interception and 6 passes defensed.

## OFF THE FIELD

### COMMUNITY:
- Participated in the 2018 Football Unites police ride along.
- Golfed in the 2018 Dolphins Cancer Challenge and Fins Weekend golf tournaments.
- Participated in the Ashley HomeStore Hope to Dream sleepover event, surprising 100 underprivileged children with their own bed.
- Participated in the 2018 Miami Dolphins Business Combine.

### PERSONAL:
- **MAJOR:** Sports & leisure management.

## BOBBY McCAIN'S NFL REGULAR SEASON STATS

| | | | | TACKLES | | | | | INTERCEPTIONS | | | | | FUMBLES | |
|---|---|---|---|---|---|---|---|---|---|---|---|---|---|---|---|
| YEAR | TEAM | GP | GS | TOT | SOLO | ASST | SK | YDS | INT | YDS | LG | TD | PD | FF | FR |
| 2015 | MIAMI | 16 | 4 | 22 | 19 | 3 | 0.0 | 0.0 | 0 | 0 | 0 | 0 | 4 | 0 | 0 |
| 2016 | MIAMI | 16 | 8 | 44 | 32 | 12 | 1.0 | 11.0 | 1 | 0 | 0 | 0 | 6 | 1 | 0 |
| 2017 | MIAMI | 16 | 7 | 45 | 33 | 12 | 1.0 | 13.0 | 2 | 6 | 6 | 0 | 7 | 0 | 0 |
| 2018 | MIAMI | 14 | 13 | 60 | 50 | 10 | 2.0 | 14.0 | 1 | 0 | 0 | 0 | 5 | 0 | 0 |
| | **NFL TOTALS** | **62** | **32** | **171** | **134** | **37** | **4.0** | **38.0** | **4** | **6** | **6** | **0** | **22** | **1** | **0** |

## BOBBY McCAIN'S NFL PLAYOFF STATS

| | | | | TACKLES | | | | | INTERCEPTIONS | | | | | FUMBLES | |
|---|---|---|---|---|---|---|---|---|---|---|---|---|---|---|---|
| YEAR | TEAM | GP | GS | TOT | SOLO | ASST | SK | YDS | INT | YDS | LG | TD | PD | FF | FR |
| 2016 | MIAMI | 1 | 1 | 2 | 0 | 2 | 0.0 | 0.0 | 0 | 0 | 0 | 0 | 0 | 0 | 0 |
| | **NFL TOTALS** | **1** | **1** | **2** | **0** | **2** | **0.0** | **0.0** | **0** | **0** | **0** | **0** | **0** | **0** | **0** |

## ADDITIONAL STATS

**Special Teams Tackles:** 6 in 2015, 2 in 2016, 3 in 2017, 1 in 2018 for total of 12.

## SINGLE-GAME CAREER HIGHS

| | | |
|---|---|---|
| **Tackles:** | 8 | twice, last: vs. Oakland, 9/23/18 |
| **Sacks:** | 1 | 4 times, last: vs. New England, 12/9/18 |
| **Interceptions:** | 1 | 4 times, last: at New England, 9/30/18 |
| **Passes Defensed:** | 3 | vs. Denver, 12/3/17 |
| **Forced Fumbles:** | 1 | at New England, 9/18/16 |



# 22 T.J. McDONALD

SAFETY // 6-2 // 215 // SOUTHERN CALIFORNIA '13
ACQUIRED: UFA, '17 (LAR)
HOMETOWN: FRESNO, CALIF. // BORN: 1/26/91
NFL: SEVENTH SEASON // DOLPHINS: THIRD SEASON

## NFL CAREER

### TRANSACTIONS:

- Signed by Miami as an unrestricted free agent from the L.A. Rams on March 31, 2017.
- 3rd-round pick (71st overall) by St. Louis in the 2013 NFL draft.

### CAREER HIGHLIGHTS:

- Started 75 career games.
- 410 tackles (309 solo), 5 sacks, 8 interceptions, 25 passes defensed, 1 forced fumble and 3 fumble recoveries.

### 2018 (MIAMI):

- Started 14 games.
- Inactive for 2 games.
- 84 tackles (62 solo), 3 interceptions, 5 passes defensed and 1 fumble recovery.
- 1 special teams tackle.

**AT N.Y. JETS (9/16):** 1 solo tackle, 1 interception and 1 pass defensed.

- Intercepted a QB Sam Darnold pass and returned it 31 yards to the Jets' 15-yard line, setting up a RB Kenyan Drake 6-yard TD run to put Miami up 7-0 in the 1st quarter.

**VS. CHICAGO (10/14):** 3 tackles (2 solo), 1 interception and 1 pass defensed.

- Intercepted QB Mitch Trubisky in the end zone with 12:21 remaining in 4th quarter.

**VS. N.Y. JETS (11/4):** 9 tackles (8 solo), 1 interception and 2 passes defensed.

- Intercepted QB Sam Darnold on 4th-and-15 with 2:22 remaining in the game.

### 2017 (MIAMI):

- Started 8 games.
- 45 tackles (31 solo), 1 interception and 3 passes defensed.

**AT CAROLINA (11/13):** 9 tackles (7 solo).

- Made his Dolphins debut.

**VS. TAMPA BAY (11/19):** 5 tackles (4 solo) and 1 pass defensed.

**VS. DENVER (12/3):** 2 solo tackles, 1 interception and 1 pass defensed.

- Intercepted QB Trevor Siemian on Denver's 1st possession of the game.

### 2016 (L.A. RAMS):

- Started all 16 games.
- 62 tackles (49 solo), 1 sack, 2 interceptions and 6 passes defensed.

**AT SAN FRANCISCO (9/12):** 8 solo tackles.

**AT ARIZONA (10/2):** 1 solo tackle, 2 passes defensed and 1 interception.

- Intercepted QB Drew Stanton in the end zone on the final play of the game to preserve the victory.

**VS. ARIZONA (1/1):** 5 tackles (3 solo) and 1 interception.

### 2015 (ST. LOUIS):

- Started 11 games.
- Inactive for 1 game.
- Missed the final 4 games of the season after being placed on injured reserve on Dec. 11.
- 62 tackles (38 solo), 1 pass defensed, 1 forced fumble and 1 fumble recovery.
- 1 solo special teams tackle.

**VS. SEATTLE (9/13):** 5 tackles (3 solo) and 1 pass defensed.

**AT ARIZONA (10/4):** 6 tackles (5 solo) and 1 sack.

- Sacked QB Carson Palmer on a 3rd-and-2 inside the red zone in the 3rd quarter, forcing Arizona to kick a field goal.

**VS. CLEVELAND (10/25):** 7 tackles (3 solo) and 1 forced fumble.

- Stripped WR Travis Benjamin of the ball, which was recovered by St. Louis and led to a 4th-quarter TD drive.

### 2014 (ST. LOUIS):

- Started all 16 games.
- 104 tackles (84 solo), 2 sacks, 1 interception and 6 passes defensed.
- 1 blocked field goal; 1 blocked punt.

**AT TAMPA BAY (9/14):** 5 solo tackles; 1 blocked field goal; 1 blocked punt.

- Blocked a punt by P Michael Koenen in the 2nd quarter, which led to a St. Louis field goal.
- Blocked a 24-yard field goal attempt by K Patrick Murray in the 4th quarter to keep it a 1-possession game.
- It was the 1st time since Dec. 2, 1979 the Rams blocked two kicks in the same game.

**AT WASHINGTON (12/7):** 4 assisted tackles and 1 interception.

- Intercepted QB Colt McCoy in the 4th quarter and returned it 20 yards.

**VS. N.Y. GIANTS (12/21):** 11 tackles (9 solo) and 1 sack.

### 2013 (ST. LOUIS):

- Started 10 games.
- Missed 6 games after he was placed on injured reserve/designated to return on Sept. 27.
- 53 tackles (45 solo), 1 sack, 1 interception and 4 passes defensed.

**VS. ARIZONA (9/8):** 5 tackles (4 solo) and 1 pass defensed.

- Made NFL debut and started his 1st NFL game.

**VS. NEW ORLEANS (12/15):** 5 tackles (4 solo) and 1 interception.

- Intercepted QB Drew Brees on New Orleans' 1st play from scrimmage to set up a St. Louis TD drive.
- It was his 1st career interception.

**VS. TAMPA BAY (12/22):** 6 solo tackles and 1 sack.

- Brought down QB Mike Glennon for a 9-yard loss for his 1st career sack.

## BEFORE THE NFL

### COLLEGE (SOUTHERN CALIFORNIA):

- 4-year letterman (2009-12) and 3-year starter.

**CAREER:** Played in 50 games with 36 starts; 273 tackles (151 solo), 2 sacks, 8 interceptions and 17 passes defensed; 3 blocked kicks; 1 kickoff return for 2 yards; 1 punt return for 24 yards.

**SENIOR (2012):** Started all 13 games; 110 tackles (54 solo), 1 sack, 2 interceptions and 5 passes defensed; 1 blocked kick; 1 kickoff return for 2 yards.

- Honorable mention All-American.
- 2nd-team All-Pac-12.
- Semifinalist for the Thorpe Award (nation's top defensive back).

**JUNIOR (2011):** Played in all 12 games with 11 starts; 67 tackles (39 solo), 3 interceptions and 5 passes defensed; 1 blocked kick.

- 1st-team All-American.
- 1st-team All-Pac-12.
- Semifinalist for the Thorpe Award (nation's top defensive back).

**SOPHOMORE (2010):** Started 12 games; 89 tackles (54 solo), 1 sack, 3 interceptions and 7 passes defensed; 1 blocked kick and 1 punt return for 24 yards.

- His 89 tackles led the team.
- 1st-team All-Pac-10.

**TRUE FRESHMAN (2009):** Played all 13 games; 7 tackles (4 solo).

### HIGH SCHOOL (EDISON HS – FRESNO, CALIF.)

**SENIOR (2008):** 87 tackles and 3 interceptions.

- All-American.
- All-county.
- Metro Athletic Conference Defensive MVP.

**JUNIOR (2007):**

- 2nd-team Junior All-American.

## OFF THE FIELD

### COMMUNITY:

- Helped with many Dolphins community events, including the Dade vs. Broward All-Star Game and the Dolphins Cancer Challenge.
- Participated in numerous Rams community events, including Make-A-Wish Celebrity Server dinner, Coach Fisher's Celebrity Softball game, the 6th Annual Playground Build at Marygrove and the All-Community Team ticket program - T-Mac Attack.
- Joined 15 USC teammates for 5 days in Haiti in the spring of 2012 to build homes and assist those in need.

### PERSONAL:

- Father, Tim McDonald, was his high school head coach and played at USC and in the NFL for 13 years with the Cardinals (1987-92) and 49ers (1993-99).
- Brother, Tevin McDonald, played 4 games for Oakland in 2015.
- His initials, T.J., stand for Tim Jr.
- **MAJOR:** Communications.

## T.J. McDONALD'S NFL REGULAR SEASON STATS

| | | | | TACKLES | | | | | INTERCEPTIONS | | | | | FUMBLES | |
|---|---|---|---|---|---|---|---|---|---|---|---|---|---|---|---|
| YEAR | TEAM | GP | GS | TOT | SOLO | ASST | SK | YDS | INT | YDS | LG | TD | PD | FF | FR |
| 2013 | ST. LOUIS | 10 | 10 | 53 | 45 | 8 | 1.0 | 9.0 | 1 | -2 | -2 | 0 | 4 | 0 | 0 |
| 2014 | ST. LOUIS | 16 | 16 | 104 | 84 | 20 | 2.0 | 13.0 | 1 | 20 | 20 | 0 | 6 | 0 | 1 |
| 2015 | ST. LOUIS | 11 | 11 | 62 | 38 | 24 | 1.0 | 6.0 | 0 | 0 | 0 | 0 | 1 | 1 | 1 |
| 2016 | L.A. RAMS | 16 | 16 | 62 | 49 | 13 | 1.0 | 6.0 | 2 | 0 | 0 | 0 | 6 | 0 | 0 |
| 2017 | MIAMI | 8 | 8 | 45 | 31 | 14 | 0.0 | 0.0 | 1 | 7 | 7 | 0 | 3 | 0 | 0 |
| 2018 | MIAMI | 14 | 14 | 84 | 62 | 22 | 0.0 | 0.0 | 3 | 41 | 31 | 0 | 5 | 0 | 1 |
| | NFL TOTALS | 75 | 75 | 410 | 309 | 101 | 5.0 | 34.0 | 8 | 66 | 7 | 0 | 25 | 1 | 3 |

## ADDITIONAL STATS

**Special Teams Tackles:** (St. Louis) 1 in 2015, (Los Angeles) 2 in 2016, (Miami) 1 in 2018 for total of 4.
**Blocked Kicks:** (St. Louis) 1 blocked punt and 1 blocked field goal in 2014 for total of 2.

## SINGLE-GAME CAREER HIGHS

| | | |
|---|---|---|
| **Tackles:** | 11 | twice, last: vs. N.Y. Giants, 12/21/14 |
| **Sacks:** | 1 | 5 times, last: at Tampa Bay, 9/25/16 |
| **Interceptions:** | 1 | 8 times, last: vs. N.Y. Jets, 11/4/18 |
| **Passes Defensed:** | 2 | 3 times, last: vs. N.Y. Jets, 11/4/18 |
| **Forced Fumbles:** | 1 | vs. Cleveland, 10/25/15 |
| **Fumble Recoveries:** | 1 | 3 times, last: at Indianapolis, 11/25/18 |

# 52 RAEKWON McMILLAN

LINEBACKER // 6-2 // 242 // OHIO STATE '17
ACQUIRED: D2, '17
HOMETOWN: HINESVILLE, GA. // BORN: 11/17/95
NFL: THIRD SEASON // DOLPHINS: THIRD SEASON

## NFL CAREER

### TRANSACTIONS:

- 2nd-round pick (54th overall) by Miami in the 2017 NFL draft.

### CAREER HIGHLIGHTS:

- Started 16 career games.
- 105 tackles (69 solo), 1 pass defensed, 2 forced fumbles and 1 fumble recovery.
- In 2018, became 1st Dolphins player since at least 2000 to total 100+ tackles despite not appearing in an NFL game prior to the season.

### 2018 (MIAMI):

- Started all 16 games.
- 105 tackles (69 solo), 1 pass defensed, 2 forced fumbles and 1 fumble recovery.
- Became 1st Dolphins player since at least 2000 to total 100+ tackles despite not appearing in an NFL game prior to the season.

**AT N.Y. JETS (9/16):** 3 solo tackles and 1 fumble recovery.
- Recovered a WR Robby Anderson fumble that was forced by LB Kiko Alonso in the 2nd quarter.

**VS. DETROIT (10/21):** 8 tackles (7 solo) and 1 forced fumble.
- Forced a WR Golden Tate fumble on third-and-9 in the 4th quarter.

**AT INDIANAPOLIS (11/25):** 7 tackles (6 solo) and 1 forced fumble.
- Forced a RB Jordan Wilkins fumble that was recovered by S T.J. McDonald in the 1st quarter.

### 2017 (MIAMI):

- Missed the entire season after being placed on injured reserve on Sept. 2.

## BEFORE THE NFL

### COLLEGE (OHIO STATE):

- 3-year letterman (2014-16) and 2-year starter.

**CAREER:** Played in 41 games with 26 starts; 270 tackles (128 solo), 6 sacks, 1 interception, 10 passes defensed and 2 forced fumbles.
- Led the team in tackles in each of his 2 seasons as a starter (2015-16).

**JUNIOR (2016):** Started all 13 games; 102 tackles (49 solo), 2 sacks, 4 passes defensed and 2 forced fumbles.
- His 102 tackles led the team.
- 2nd-team All-American.
- 1st-team All-Big Ten.
- Semifinalist for the Butkus Award (nation's top linebacker).
- Semifinalist for the Lott IMPACT Trophy (best combination of performance and character for a defensive player).
- Team captain.

**SOPHOMORE (2015):** Started all 13 games; 119 tackles (57 solo), 1.5 sacks and 4 passes defensed.
- His 119 tackles led the team and were 4th in the Big Ten.
- His 119 tackles were the most by a sophomore at the school since 1990.
- 2nd-team All-American.
- 1st-team All-Big Ten.

**TRUE FRESHMAN (2014):** Played in all 15 games; 49 tackles (22 solo), 2.5 sacks, 1 interception and 2 passes defensed.
- Helped his team win the national championship and the Big Ten title.
- Freshman All-American.

### HIGH SCHOOL (LIBERTY COUNTY HS – HINESVILLE, GA.)

- Started all 4 years.
- 456 career tackles and 10 forced fumbles.
- Played linebacker and running back.

**SENIOR (2013):** 159 tackles and 8.5 sacks; nearly 700 rushing yards.

- Butkus Award winner (nation's top prep linebacker).
- 1st-team All-American.
- 1st-team all-state.
- Region 3 AAAA Defensive Player of the Year.
- Savannah Morning News Player of the Year.

**JUNIOR (2012):**

- Savannah Morning News Player of the Year.

## OFF THE FIELD

### COMMUNITY:

- Participated in the 2018 AARP Foundation Million Meal Pack to pack more than 1 million meals in a single day for older adults in the South Florida community.
- Fished in the 2018 Fins Weekend fishing tournament.

## RAEKWON McMILLAN'S NFL REGULAR SEASON STATS

| | | | | TACKLES | | | | | INTERCEPTIONS | | | | | FUMBLES | |
|---|---|---|---|---|---|---|---|---|---|---|---|---|---|---|---|
| YEAR | TEAM | GP | GS | TOT | SOLO | ASST | SK | YDS | INT | YDS | LG | TD | PD | FF | FR |
| 2017 | MIAMI | INJURED RESERVE | | | | | | | | | | | | | |
| 2018 | MIAMI | 16 | 16 | 105 | 69 | 36 | 0.0 | 0.0 | 0 | 0 | 0 | 0 | 1 | 2 | 1 |
| | **NFL TOTALS** | **16** | **16** | **105** | **69** | **36** | **0.0** | **0.0** | **0** | **0** | **0** | **0** | **1** | **2** | **1** |

### SINGLE-GAME CAREER HIGHS

| | | |
|---|---|---|
| **Tackles:** | 10 | vs. Jacksonville, 12/23/18 |
| **Passes Defensed:** | 1 | at Minnesota, 12/16/18 |
| **Forced Fumbles:** | 1 | 2 times last at Indianapolis, 11/25/18 |
| **Fumble Recovery:** | 1 | at N.Y. Jets, 9/16/18 |

# 24 TORRY McTYER

CORNERBACK // 5-11 // 188 // UNLV '17
ACQUIRED: FA, '17
HOMETOWN: LOS ANGELES, CALIF. // BORN: 4/10/95
NFL: THIRD SEASON // DOLPHINS: THIRD SEASON

## NFL CAREER

### TRANSACTIONS:

- Signed by Miami as an undrafted college free agent on May 5, 2017.

### CAREER HIGHLIGHTS:

- Played in 22 career games with 4 starts.
- 30 tackles (22 solo) and 3 passes defensed.
- 2 special teams tackle (1 solo).

### 2018 (MIAMI):

- Played in 15 games with 4 starts.
- Inactive for 1 game.
- 29 tackles (21 solo) and 3 passes defensed.
- 1 solo special teams tackle.

**VS. OAKLAND (9/23):** 3 tackles (2 solo) and 1 pass defensed.

**AT CINCINNATI (10/7):** 5 tackles (3 solo).

- Made 1st career start.

**VS. JACKSONVILLE (12/23):** 5 tackles (4 solo).

### 2017 (MIAMI):

- Played in 7 games.
- Inactive for 9 games.
- 1 solo tackle.
- 1 assisted special teams tackle.

**VS. N.Y. JETS (10/22):** Played but did not record any stats.

- Made his NFL debut on special teams.

**AT BUFFALO (12/17):** 1 assisted special teams tackle.

**VS. KANSAS CITY (12/24):** 1 solo tackle.

## BEFORE THE NFL

### COLLEGE (UNLV):

- 4-year letterman (2013-16) and 2-year starter.

**CAREER:** Played in 49 games with 22 starts; 138 tackles (100 solo), 0.5 sacks, 4 interceptions, 28 passes defensed and 1 forced fumble; 21 kickoff returns for 404 yards (19.2 avg.).

**SENIOR (2016):** Started 11 games; 49 tackles (34 solo), 3 interceptions and 15 passes defensed; 20

kickoff returns for 384 yards (19.2 avg.).
- His 15 passes defensed and 3 interceptions both led the team.

**JUNIOR (2015):** Played in all 12 games with 11 starts; 51 tackles (42 solo), 0.5 sacks, 10 passes defensed and 1 forced fumble.

**SOPHOMORE (2014):** Played in all 13 games; 30 tackles (21 solo) and 2 passes defensed; 1 kickoff return for 20 yards.

**TRUE FRESHMAN (2013):** Played in all 13 games; 8 tackles (3 solo) and 1 interception.

### HIGH SCHOOL (CATHEDRAL HS – LOS ANGELES, CALIF.)

- Played defensive back and wide receiver.

**SENIOR (2012):** 30 tackles and 13 passes defensed; 33 receptions for 662 yards (20.1 avg.) and 10 TDs.

## OFF THE FIELD

### PERSONAL:

- Father, Tim McTyer, was an all-conference defensive back for BYU (1995-96) and played 3 seasons in the NFL with Philadelphia (1997-98) and Cleveland (1999).
- **MAJOR:** Interdisciplinary studies.

## TORRY McTYER'S NFL REGULAR SEASON STATS

| | | | | TACKLES | | | | | INTERCEPTIONS | | | | | FUMBLES | |
|---|---|---|---|---|---|---|---|---|---|---|---|---|---|---|---|
| YEAR | TEAM | GP | GS | TOT | SOLO | ASST | SK | YDS | INT | YDS | LG | TD | PD | FF | FR |
| 2017 | MIAMI | 7 | 0 | 1 | 1 | 0 | 0.0 | 0.0 | 0 | 0 | 0 | 0 | 0 | 0 | 0 |
| 2018 | MIAMI | 15 | 4 | 29 | 21 | 8 | 0.0 | 0.0 | 0 | 0 | 0 | 0 | 3 | 0 | 0 |
| | **NFL TOTALS** | **22** | **4** | **30** | **22** | **8** | **0.0** | **0.0** | **0** | **0** | **0** | **0** | **3** | **0** | **0** |

### ADDITIONAL STATS

**Special Teams Tackles:** 1 in 2017, 1 in 2018 for total of 2.

### SINGLE-GAME CAREER HIGHS

| | | |
|---|---|---|
| **Tackles:** | 5 | Twice, last: vs. Jacksonville, 12/23/18 |
| **Passes Defensed:** | 1 | 3 times, last: at Buffalo, 12/30/18 |

# 79 JORDAN MILLS

TACKLE // 6-5 // 316 // LOUISIANA TECH '13
ACQUIRED: FA, '19
HOMETOWN: NAPOLEONVILLE, LA. // BORN: 12/24/90
NFL: SEVENTH SEASON // DOLPHINS: FIRST SEASON

## NFL CAREER

### TRANSACTIONS:

- Signed by Miami on May 9, 2019.
- Signed by Buffalo on Oct. 20, 2015.
- Signed to Detroit's practice squad on Sept. 17, 2015.
- Waived by Dallas on Sept. 14, 2015.
- Awarded off waivers to Dallas on Sept. 7, 2015.
- Waived by Chicago on Sept. 6, 2015.
- 5th-round pick (163rd overall) by Chicago in the 2013 NFL draft.

### CAREER HIGHLIGHTS:

- Played in 87 career games with 82 starts.

### 2018 (BUFFALO):

- Started all 16 games.

**AT MINNESOTA (9/23):** Started at right tackle.
- Blocked for a running game that had 38 carries for 128 yards (3.4 avg.) and 2 TDs.

**AT N.Y. JETS (11/11):** Started at right tackle.
- Protected QB Matt Barkley, who completed 15-of-25 passes (60.0 pct.) for 232 yards and 2 TDs.
- Blocked for a running game that had 46 carries for 212 yards (4.6 avg.) and 2 TDs.

**VS. JACKSONVILLE (11/25):** Started at right tackle.
- Blocked for a running game that had 35 carries for 167 yards (4.0 avg.) and 2 TDs.

### 2017 (BUFFALO):

- Started all 16 games.

**VS. N.Y. JETS (9/10):** Started at right tackle.
- Protected QB Tyrod Taylor, who completed 16-of-28 passes (57.0 pct.) for 224 yards and 2 TDs.
- Blocked for a running game that had 42 carries for 190 yards (4.5 avg.) and 1 TD.

**VS. TAMPA BAY (10/22):** Started at right tackle.
- Protected QB Tyrod Taylor, who completed 20-of-33 passes (60.0 pct.) for 268 yards and 1 TD.
- Blocked for RB LeSean McCoy, who had 23 carries for 91 yards (4.0 avg.) and 2 TDs.

**VS. INDIANAPOLIS (12/10):** Started at right tackle.

- Blocked for a running game that had 51 carries for 227 yards (4.5 avg.) and 1 TD.

**POSTSEASON:**

**AFC WILD CARD AT JACKSONVILLE (1/7):** Started at right tackle.

### 2016 (BUFFALO):

- Started all 16 games.

**VS. SAN FRANCISCO (10/16):** Started at right tackle.
- Blocked for a running game that had 44 carries for 313 yards (7.1 avg.) and 4 TDs.

**VS. CLEVELAND (12/18):** Started at right tackle.
- Blocked for RB LeSean McCoy, who had 19 carries for 153 yards (8.1 avg.) and 2 TDs.

**VS. MIAMI (12/24):** Started at right tackle.
- Protected QB Tyrod Taylor, who completed 26-of-39 passes (66.7 pct.) for 329 yards and 3 TDs.
- Blocked for a running game that had 49 carries for 272 yards (5.6 avg.) and 1 TD.

### 2015 (CHICAGO/DALLAS/DETROIT/BUFFALO):

- Played in 10 games with 5 starts for Buffalo.
- Signed by Buffalo from Detroit's practice squad on Oct. 20.
- Spent 4 weeks on Detroit's practice squad.
- Waived by Dallas on Sept. 14.
- Inactive for 1 game for Dallas.
- Waived by Chicago on Sept. 6.
- Spent the offseason and training camp with Chicago.

**VS. HOUSTON (12/6):** Started at right tackle.
- Blocked for a running game that had 36 carries for 187 yards (5.2 avg.) and 1 TD.

**VS. WASHINGTON (12/20):** Started at right tackle.
- Protected QB Tyrod Taylor, who completed 16-of-27 passes (59.3 pct.) for 235 yards and 2 TDs.
- Blocked for a running game that had 31 carries for 240 yards (7.7 avg.) and 1 TD.

**VS. DALLAS (12/27):** Started at right tackle.
- Blocked for a running game that had 40 carries for 236 yards (5.9 avg.) and 2 TDs.

### 2014 (CHICAGO):

- Started 13 games.
- Inactive for 3 games.

**VS. GREEN BAY (9/28):** Started at right tackle.
- Protected QB Jay Cutler, who completed 22-of-34 passes (64.7 pct.) for 256 yards and 2 TDs.
- Blocked for a running game that had 41 carries for 235 yards (5.7 avg.).

**AT ATLANTA (10/12):** Started at right tackle.
- Protected QB Jay Cutler, who completed 26-of-38 passes (68.4 pct.) for 381 yards and 1 TD.

**VS. DALLAS (12/4):** Started at right tackle.
- Protected QB Jay Cutler, who completed 32-of-46 passes (69.9 pct.) for 341 yards and 2 TDs.

### 2013 (CHICAGO):

- Started all 16 games.

**VS. CINCINNATI (9/8):** Started at right tackle.
- Made his NFL debut and 1st NFL start.

**AT MINNESOTA (12/1):** Started at right tackle.
- Protected QB Josh McCown, who completed 23-of-36 passes (63.9 pct.) for 355 yards and 2 TDs.

**AT CLEVELAND (12/15):** Started at right tackle.
- Blocked for RB Matt Forte, who had 24 carries for 127 yards (5.3 avg.).

## BEFORE THE NFL

### COLLEGE (LOUISIANA TECH):

- 4-year letterman (2009-12) and 3-year starter.

**CAREER:** Played in 36 games with 34 starts.

**SENIOR (2012):** Started all 12 games.
- 1st-team All-WAC.

**JUNIOR (2011):** Started all 13 games.

**SOPHOMORE (2010):** Started 4 games at right tackle.

**TRUE FRESHMAN (2009):** Played in 7 games with 5 starts at left guard.

### HIGH SCHOOL (ASSUMPTION HS – NAPOLEONVILLE, LA.)

- Also lettered in basketball and track.

**SENIOR (2008):**
- Honorable mention all-state.
- All-region.
- All-district.

## OFF THE FIELD

### COMMUNITY:

- Handed out Thanksgiving meals at the annual Bills' Thanksgiving Blitz.

### PERSONAL:

- Has 2 cousins with NFL experience. Brandon Jacobs was a 4th-round pick (110th overall) by the N.Y. Giants in the 2005 NFL draft and played 9 NFL seasons with the N.Y. Giants (2005-11; 2013) and San Francisco (2012) as a running back. Tramon Williams was signed as an undrafted free agent by Houston in 2006 and has played 12 NFL seasons with Green Bay (2007-14; 2018), Cleveland (2015-16) and Arizona (2017) as a cornerback.

## JORDAN MILLS' NFL REGULAR SEASON STATS

**GAMES/STARTS:** (Chicago) 2013: 16/16, 2014: 13/13, (Buffalo) 2015: 10/5, 2016: 16/16, 2017: 16/16, 2018: 16/16 **NFL TOTALS: 87/82**

## JORDAN MILLS' NFL PLAYOFF STATS

**GAMES/STARTS:** (Buffalo) 2017: 1/1 **PLAYOFF TOTALS: 1/1**

## ADDITIONAL STATS

**Miscellaneous Tackles:** (Chicago) 1 in 2014, (Buffalo) 2 in 2017 and 1 in 2018 for total of 4.

# 75 KENDRICK NORTON

DEFENSIVE TACKLE // 6-3 // 309 // MIAMI '18
ACQUIRED: FA, '18
HOMETOWN: JACKSONVILLE, FLA. // BORN: 6/7/97
NFL: FIRST SEASON // DOLPHINS: FIRST SEASON

## NFL CAREER

### TRANSACTIONS:

- Signed by Miami from Carolina's practice squad on Dec. 19, 2018.
- Signed to Carolina's practice squad on Sept. 11, 2018.
- Released from Carolina's practice squad on Sept. 6, 2018.
- Signed to Carolina's practice squad on Sept. 2, 2018.
- Waived by Carolina on Sept. 1, 2018.
- 7th-round pick (242nd overall) by Carolina in the 2018 NFL draft.

### 2018 (CAROLINA/MIAMI):

- Inactive for 2 games for Miami.
- Signed by Miami from Carolina's practice squad on Dec. 19.
- Spent 14 games on Carolina's practice squad.
- Spent the entire offseason and training camp with Carolina.

## BEFORE THE NFL

### COLLEGE (MIAMI):

- 3-year letterman (2015-17) and 2-year starter.

**CAREER:** Played in 38 games with 25 starts; 84 tackles (45 solo), 5 sacks, 1 pass defensed, 1 forced fumble and 1 fumble recovery.

**JUNIOR (2017):** Played in all 13 games with 12 starts; 26 tackles (14 solo), 2 sacks and 1 pass defensed.

- Honorable mention All-ACC.

**SOPHOMORE (2016):** Started all 13 games; 39 tackles (21 solo), 2 sacks, 1 forced fumble and 1 fumble recovery.

- 3rd-team All-ACC.
- His 39 tackles ranked 7th on the team and 2nd among defensive linemen.

**TRUE FRESHMAN (2015):** Played in 12 games; 19 tackles (10 solo) and 1 sack.

### HIGH SCHOOL (TRINITY CHRISTIAN ACADEMY – JACKSONVILLE, FLA.)

- Played on offensive and defensive line.
- Was high school teammates with Dolphins WR Isaiah Ford.

**SENIOR (2014):** 1st-team all-state.

## KENDRICK NORTON'S NFL REGULAR SEASON STATS

| | | | | TACKLES | | | | | INTERCEPTIONS | | | | | FUMBLES | |
|---|---|---|---|---|---|---|---|---|---|---|---|---|---|---|---|
| YEAR | TEAM | GP | GS | TOT | SOLO | ASST | SK | YDS | INT | YDS | LG | TD | PD | FF | FR |
| 2018 | MIAMI | 0 | 0 | 0 | 0 | 0 | 0.0 | 0.0 | 0 | 0 | 0 | 0 | 0 | 0 | 0 |
| | **NFL TOTALS** | **0** | **0** | **0** | **0** | **0** | **0.0** | **0.0** | **0** | **0** | **0** | **0** | **0** | **0** | **0** |

## DOLPHINS POST THREE PLAYOFF SHUTOUTS

Since the 1970 merger of the American and National Football Leagues, the Miami Dolphins have recorded three of the eight shutouts registered by AFC teams in the playoffs. The Dolphins recorded a 31-0 win over the San Diego Chargers on January 10, 1993, a 14-0 win over the N.Y. Jets on January 23, 1983, and a 21-0 win over the Baltimore Colts on January 2, 1972. The only other AFC playoff shutouts were by the Kansas City Chiefs (30-0 over the Houston Texans on January 9, 2016), the New York Jets (41-0 over the Indianapolis Colts on January 4, 2003), the Oakland Raiders (27-0 over the Dolphins on January 6, 2001), the San Diego Chargers (17-0 over the Kansas City Chiefs on January 2, 1993) and the Baltimore Colts (17-0 over the Cincinnati Bengals on December 26, 1970).

# 83 NICK O'LEARY

TIGHT END // 6-3 // 252 // FLORIDA STATE '15
ACQUIRED: FA, '18
HOMETOWN: PALM BEACH GARDENS, FLA. // BORN: 8/31/92
NFL: FOURTH SEASON // DOLPHINS: SECOND SEASON

## NFL CAREER

### TRANSACTIONS:

- Promoted from Miami's practice squad on Oct. 6, 2018.
- Signed to Miami's practice squad on Sept. 20, 2018.
- Waived by Buffalo on Sept. 1, 2018.
- Promoted from Buffalo's practice squad on Dec. 8, 2015.
- Signed to Buffalo's practice squad on Sept. 9, 2015.
- Waived by Buffalo on Sept. 8, 2015.
- 6th-round pick (194th overall) by Buffalo in the 2015 NFL draft.

### CAREER HIGHLIGHTS:

- Played in 47 career games with 19 starts.
- 40 receptions for 559 yards (14.0 avg.) and 3 TDs.
- 2 kickoff returns for 27 yards (13.5 avg.).

### 2018 (BUFFALO/MIAMI):

- Played in 12 games with 7 starts.
- 8 receptions for 86 yards (10.8 avg.) and 1 TD.
- Promoted from Miami's practice squad on Oct. 6.
- Signed to Miami's practice squad on Sept. 20.
- Waived by Buffalo on Sept. 1.
- Spent the offseason and training camp with Buffalo.

**VS. CHICAGO (10/14):** 4 receptions for 49 yards (12.3 avg.) and 1 TD.
- Caught a 5-yard TD pass from QB Brock Oswieler in the 1st quarter.

**VS. DETROIT (10/21):** 2 receptions for 23 yards (11.5 avg.).

**VS. BUFFALO (12/2):** 1 reception for 9 yards (9.0 avg.).

### 2017 (BUFFALO):

- Played in 15 games with 5 starts.
- Inactive for 1 game.
- 22 receptions for 322 yards (14.6 avg.) and 2 TDs.

**VS. TAMPA BAY (10/22):** 2 receptions for 58 yards (29.0 avg.).
- His 58 receiving yards were a season-high.

**VS. NEW ORLEANS (11/12):** 1 reception for 7 yards and 1 TD.
- Caught his 1st career TD pass from QB Nathan Peterman.

**AT MIAMI (12/31):** 1 reception for 26 yards and 1 TD.
- Caught a 26-yard TD pass from QB Tyrod Taylor in the 1st quarter to give Buffalo a 7-0 lead.

### POSTSEASON:

**AFC WILD CARD AT JACKSONVILLE (1/7):** 2 receptions for 22 yards (11.0 avg.).

### 2016 (BUFFALO):

- Played in all 16 games with 7 starts.
- 9 receptions for 114 yards (12.7 avg.).
- 2 kickoff returns for 27 yards (13.5 avg.).
- 1 assisted special teams tackle.

**VS. ARIZONA (9/25):** 1 reception for 28 yards.
- Made his 1st NFL start.

**VS. SAN FRANCISCO (10/16):** 2 receptions for 29 yards (14.5 avg.).

### 2015 (BUFFALO):

- Played in 4 games.
- Spent 12 games on Buffalo's practice squad.
- 1 reception for 37 yards.

**AT PHILADELPHIA (12/13):** Played but did not record any stats.
- Made his NFL debut.

**AT WASHINGTON (12/20):** 1 reception for 37 yards.

## BEFORE THE NFL

### COLLEGE (FLORIDA STATE):

- 4-year letterman (2011-14) and 3-year starter.

**CAREER:** Played in 54 games with 41 starts; 114 receptions for 1,591 yards (14.0 avg.) and 17 TDs.
- 3 solo tackles.
- Ended career as Florida State's all-time leader among tight ends in receptions (114), receiving yards (1,591) and touchdowns (18).

**SENIOR (2014):** Started all 14 games; 48 receptions for 618 yards (12.9 avg.) and 6 TDs.
- Won the John Mackey Award (nation's top tight end) and became the first Florida State player to win the award.
- Consensus 1st-team All-American.
- 1st-team All-ACC.
- Ranked 2nd on the team in receptions, receiving yards and TDs.

**JUNIOR (2013):** Started all 14 games; 33 receptions for 557 yards (16.9 avg.) and 7 TDs.
- 2nd-team All-American.
- 2nd-team All-ACC.

- Finalist for the John Mackey Award (nation's top tight end).
- Helped lead Florida State to the BCS National Championship.
- Helped the offense set program and ACC single-season records for total offense (7,267 yards), points per game (51.6), yards per play (7.67) and the national record for total points (723).

**SOPHOMORE (2012):** Played in all 13 games with 11 starts; 21 receptions for 252 yards (12.0 avg.) and 3 TDs.

- Recorded the most receptions and receiving yards by a Florida State tight end since 2006 and the most receiving TDs since 1994.

**TRUE FRESHMAN: (2011):** Played in all 13 games with 2 starts; 12 receptions for 164 yards (13.7 avg.) and 1 TD.

## HIGH SCHOOL (WILLIAM T. DWYER HS – PALM BEACH GARDENS, FLA.)

**SENIOR (2010):** 51 receptions for 875 yards (17.2 avg.) and 12 TDs.

- All-American.
- 1st-team all-county.
- 1st-team all-area.

**JUNIOR (2009):** Helped team win the state championship.

## OFF THE FIELD

### PERSONAL:

- Grandfather is legendary golfer Jack Nicklaus.

## NICK O'LEARY'S NFL REGULAR SEASON STATS

| | | | | RECEIVING | | | | | RUSHING | | | | |
|---|---|---|---|---|---|---|---|---|---|---|---|---|---|
| YEAR | TEAM | GP | GS | REC | YDS | AVG | LG | TD | ATT | YDS | AVG | LG | TD |
| 2015 | BUFFALO | 4 | 0 | 1 | 37 | 37.0 | 37 | 0 | 0 | 0 | 0.0 | - | 0 |
| 2016 | BUFFALO | 16 | 7 | 9 | 114 | 12.7 | 28 | 0 | 0 | 0 | 0.0 | - | 0 |
| 2017 | BUFFALO | 15 | 5 | 22 | 322 | 14.6 | 32 | 2 | 0 | 0 | 0.0 | - | 0 |
| 2018 | MIAMI | 12 | 7 | 8 | 86 | 10.8 | 19 | 1 | 0 | 0 | 0.0 | 0 | 0 |
| | **NFL TOTALS** | **47** | **19** | **40** | **559** | **14.0** | **37** | **3** | **0** | **0** | **0.0** | **0** | **0** |

## NICK O'LEARY'S NFL PLAYOFF STATS

| | | | | RECEIVING | | | | | RUSHING | | | | |
|---|---|---|---|---|---|---|---|---|---|---|---|---|---|
| YEAR | TEAM | GP | GS | REC | YDS | AVG | LG | TD | ATT | YDS | AVG | LG | TD |
| 2017 | BUFFALO | 1 | 1 | 2 | 22 | 11.0 | 13 | 0 | 0 | 0 | 0.0 | - | 0 |
| | **PLAYOFF TOTALS** | **1** | **1** | **2** | **22** | **11.0** | **13** | **0** | **0** | **0** | **0.0** | **-** | **0** |

## ADDITIONAL STATS

**Special Teams Tackles:** (Buffalo) 1 in 2016.
**Miscellaneous Tackles:** (Buffalo) 2 in 2017, 1 in 2018 for total of 3.
**Kickoff Returns:** 2 for 27 yards (13.5 avg.) in 2016.

## SINGLE-GAME CAREER HIGHS

| | | |
|---|---|---|
| **Receptions:** | 5 | at Cincinnati, 10/8/17 |
| **Receiving Yards:** | 58 | vs. Tampa Bay, 10/22/17 |
| **Longest Rec.:** | 37 | at Washington, 12/20/15 |
| **TD Receptions:** | 1 | 3 times, last: vs. Chicago, 10/14/18 |

## 2015 GAME-BY-GAME STATS (BUFFALO)

| DATE | OPPONENT | P/S | REC | YDS | AVG | LG | TD |
|---|---|---|---|---|---|---|---|
| 09/13 | INDIANAPOLIS | | PRACTICE SQUAD | | | | |
| 09/20 | NEW ENGLAND | | PRACTICE SQUAD | | | | |
| 09/27 | at Miami | | PRACTICE SQUAD | | | | |
| 10/04 | N.Y. GIANTS | | PRACTICE SQUAD | | | | |
| 10/11 | at Tennessee | | PRACTICE SQUAD | | | | |
| 10/18 | CINCINNATI | | PRACTICE SQUAD | | | | |
| 10/25 | at Jacksonville | | PRACTICE SQUAD | | | | |
| 11/08 | MIAMI | | PRACTICE SQUAD | | | | |
| 11/12 | at N.Y. Jets | | PRACTICE SQUAD | | | | |
| 11/23 | at New England | | PRACTICE SQUAD | | | | |
| 11/29 | at Kansas City | | PRACTICE SQUAD | | | | |
| 12/06 | HOUSTON | | PRACTICE SQUAD | | | | |
| 12/13 | at Philadelphia | 1/0 | 0 | 0 | 0.0 | - | 0 |
| 12/20 | at Washington | 1/0 | 1 | 37 | 37.0 | 37 | 0 |
| 12/27 | DALLAS | 1/0 | 0 | 0 | 0.0 | - | 0 |
| 01/03 | N.Y. JETS | 1/0 | 0 | 0 | 0.0 | - | 0 |
| **2015 TOTALS** | | **4/0** | **1** | **37** | **37.0** | **37** | **0** |

## 2016 GAME-BY-GAME STATS (BUFFALO)

| DATE | OPPONENT | P/S | REC | YDS | AVG | LG | TD |
|---|---|---|---|---|---|---|---|
| 09/11 | at Baltimore | 1/0 | 0 | 0 | 0.0 | - | 0 |
| 09/15 | N.Y. JETS | 1/0 | 0 | 0 | 0.0 | - | 0 |
| 09/25 | ARIZONA | 1/1 | 1 | 28 | 28.0 | 28 | 0 |
| 10/02 | at New England | 1/1 | 2 | 20 | 10.0 | 17 | 0 |
| 10/09 | at L.A. Rams | 1/0 | 0 | 0 | 0.0 | - | 0 |
| 10/16 | SAN FRANCISCO | 1/0 | 2 | 29 | 14.5 | 23 | 0 |
| 10/23 | at Minnesota | 1/0 | 1 | 7 | 7.0 | 7 | 0 |
| 10/30 | NEW ENGLAND | 1/0 | 1 | 10 | 10.0 | 10 | 0 |
| 11/07 | at Seattle | 1/0 | 0 | 0 | 0.0 | - | 0 |
| 11/20 | at Cincinnati | 1/0 | 0 | 0 | 0.0 | - | 0 |
| 11/27 | JACKSONVILLE | 1/0 | 0 | 0 | 0.0 | - | 0 |
| 12/04 | at Oakland | 1/1 | 1 | 8 | 8.0 | 8 | 0 |
| 12/11 | PITTSBURGH | 1/1 | 1 | 12 | 12.0 | 12 | 0 |
| 12/18 | CLEVELAND | 1/1 | 0 | 0 | 0.0 | - | 0 |
| 12/24 | MIAMI | 1/1 | 0 | 0 | 0.0 | - | 0 |
| 01/01 | at N.Y. Jets | 1/1 | 0 | 0 | 0.0 | - | 0 |
| **2016 TOTALS** | | **16/7** | **9** | **114** | **12.7** | **28** | **0** |

# 4 NATE ORCHARD

LINEBACKER // 6-4 // 251 // UTAH '15
ACQUIRED: FA, '19
HOMETOWN: SALT LAKE CITY, UTAH // BORN: 1/5/93
NFL: FIFTH SEASON // DOLPHINS: FIRST SEASON

## NFL CAREER

### TRANSACTIONS:

- Signed by Miami on May 16, 2019.
- Waived by Seattle on May 10, 2019.
- Signed by Seattle on April 4, 2019.
- Waived by Kansas City on Nov. 6, 2018.
- Signed by Kansas City on Oct. 10, 2018.
- Waived by Buffalo on Oct. 2, 2018.
- Signed by Buffalo on Sept. 11, 2018.
- Waived by Cleveland on Sept. 1, 2018.
- 2nd-round pick (51st overall) by Cleveland in the 2015 NFL draft.

### CAREER HIGHLIGHTS:

- Played in 38 games with 13 starts.
- 69 tackles (42 solo), 5 sacks, 1 interception, 5 passes defensed and 2 forced fumbles.

### 2018 (CLEVELAND/BUFFALO/KANSAS CITY):

- Waived by Kansas City on Nov. 6.
- Played in 1 game for Kansas City.
- Inactive for 2 games for Kansas City.
- Dressed but did not play in 1 game for Kansas City.
- Signed by Kansas City on Oct. 10.
- Waived by Buffalo on Oct. 2.
- Played in 3 games for Buffalo.
- 4 tackles (3 solo) and 1 pass defensed for Buffalo.
- Signed by Buffalo on Sept. 11.
- Spent the offseason and training camp with Cleveland before being waived on Sept. 1.

**AT GREEN BAY (9/30):** 4 tackles (3 solo).

### 2017 (CLEVELAND):

- Played in all 16 games with 1 start.
- 25 tackles (14 solo), 2 sacks and 1 forced fumble.

**VS. CINCINNATI (10/1):** 3 tackles (2 solo).

**AT L.A. CHARGERS (12/3):** 3 solo tackles and 1 forced fumble.

- Forced a WR Keenan Allen fumble in the 3rd quarter.

**VS. GREEN BAY (12/10):** 3 tackles (1 solo) and 1 sack.

- Sacked QB Brett Hundley for a 9-yard loss in the 1st quarter.

### 2016 (CLEVELAND):

- Played in 3 games with 1 start.
- Spent the final 13 weeks of the season on injured reserve.
- 4 tackles (2 solo).

**VS. BALTIMORE (9/18):** 3 tackles (1 solo).

### 2015 (CLEVELAND):

- Played in 15 games with 11 starts.
- Inactive for 1 game.
- 36 tackles (24 solo), 3 sacks, 1 interception, 4 passes defensed and 1 forced fumble.

**VS. TENNESSEE (9/20):** Played but did not record any stats.

- Made his NFL debut.

**AT BALTIMORE (10/11):** 5 tackles (4 solo) and 1 pass defensed.

- Made his 1st NFL start.

**AT KANSAS CITY (12/27):** 2 solo tackles, 1 sack, 1 interception and 1 pass defensed.

- Intercepted QB Alex Smith in the 2nd quarter for his 1st career interception.
- Sacked QB Alex Smith for a 3-yard loss in the 3rd quarter.

## BEFORE THE NFL

### COLLEGE (UTAH):

- 4-year letterman (2011-14) and 3-year starter.

**CAREER:** Played in all 50 games with 36 starts – 35 at defensive end and 1 at linebacker; 185 tackles (111 solo), 24.5 sacks, 10 passes defensed, 8 forced fumbles and 5 fumble recoveries.

- His 8 forced fumbles are tied for 2nd in school history.
- His 24.5 sacks are 5th in school history.
- His 5 fumble recoveries are tied for 5th in school history.

**SENIOR (2014):** Started all 13 games – 12 at defensive end and 1 at linebacker; 84 tackles (54 solo), 18.5 sacks, 3 passes defensed, 3 forced fumbles and 1 fumble recovery.

- 1st-team All-American.
- 1st-team All-Pac-12.
- Won the Ted Hendricks Award (nation's best defensive end).
- Won the Morris Trophy (Pac-12's best defensive lineman as chosen by the league's starting offensive linemen).
- His 18.5 sacks set a single-season school record and ranked 2nd in the nation.

**JUNIOR (2013):** Started all 12 games at defensive

end; 49 tackles (22 solo), 3 sacks, 1 pass defensed, 3 forced fumbles and 1 fumble recovery.

**SOPHOMORE (2012):** Played in all 12 games with 11 starts at defensive end; 48 tackles (32 solo), 3 sacks, 4 passes defensed, 2 forced fumbles and 3 fumble recoveries.

- Honorable mention All-Pac-12.
- His 3 fumbles recoveries were tied for 9th in the nation.

**TRUE FRESHMAN (2011):** Played in all 13 games; 4 tackles (3 solo) and 2 passes defensed.

### HIGH SCHOOL (HIGHLAND HS – SALT LAKE CITY, UTAH)

- Played wide receiver in addition to lining up on the defensive side of the ball.
- Also lettered in basketball and track.
- 2nd-team all-state and 1st-team all-region in basketball in 2009.

**SENIOR (2010):** 62 tackles, 17.5 sacks and 2 interceptions; 58 receptions for 1,351 yards (23.3 avg.) and 17 TDs.

- Utah Most Valuable Player as a wide receiver.
- 1st-team all-state.
- 1st-team all-region.
- Helped his team win the state championship.

**JUNIOR (2009):**

- 2nd-team all-state.
- 1st-team all-region.

## OFF THE FIELD

### COMMUNITY:

- Raised funds and awareness for hungry families and malnutrition during Taste of the Browns.
- Delivered Christmas presents to Cleveland youth as a part of the Adopt-a-Family program during the holiday season.

### PERSONAL:

- **MAJOR:** Economics.

## NATE ORCHARD'S NFL REGULAR SEASON STATS

| | | | | TACKLES | | | | | INTERCEPTIONS | | | | | FUMBLES | |
|---|---|---|---|---|---|---|---|---|---|---|---|---|---|---|---|
| YEAR | TEAM | GP | GS | TOT | SOLO | ASST | SK | YDS | INT | YDS | LG | TD | PD | FF | FR |
| 2015 | CLEVELAND | 15 | 11 | 36 | 24 | 12 | 3.0 | 15.0 | 1 | 46 | 46 | 0 | 4 | 1 | 0 |
| 2016 | CLEVELAND | 3 | 1 | 4 | 2 | 2 | 0.0 | 0.0 | 0 | 0 | - | 0 | 0 | 0 | 0 |
| 2017 | CLEVELAND | 16 | 1 | 25 | 14 | 11 | 2.0 | 16.0 | 0 | 0 | - | 0 | 0 | 1 | 0 |
| 2018 | BUFFALO | 3 | 0 | 4 | 3 | 1 | 0.0 | 0.0 | 0 | 0 | - | 0 | 1 | 0 | 0 |
| | KANSAS CITY | 1 | 0 | 0 | 0 | 0 | 0.0 | 0.0 | 0 | 0 | - | 0 | 0 | 0 | 0 |
| | **NFL TOTALS** | **38** | **13** | **69** | **43** | **26** | **5.0** | **31.0** | **1** | **46** | **46** | **0** | **5** | **2** | **0** |

### ADDITIONAL STATS

**Kickoff Returns:** (Cleveland) 2 for 17 yards (8.5 avg.) in 2017.

### SINGLE-GAME CAREER HIGHS

| | | |
|---|---|---|
| **Tackles:** | 5 | twice, last: vs. Arizona, 11/1/15 |
| **Sacks:** | 2 | vs. San Francisco, 12/13/15 |
| **Interceptions:** | 1 | at Kansas City, 12/27/15 |
| **Passes Defensed:** | 1 | 5 times, last: at Minnesota, 9/23/18 |
| **Forced Fumbles:** | 1 | twice, last: at L.A. Chargers, 12/3/17 |

# 11 DeVANTE PARKER

WIDE RECEIVER // 6-3 // 216 // LOUISVILLE '15
ACQUIRED: D1, '15
HOMETOWN: LOUISVILLE, KY. // BORN: 1/20/93
NFL: FIFTH SEASON // DOLPHINS: FIFTH SEASON

## NFL CAREER

### TRANSACTIONS:

- 1st-round pick (14th overall) by Miami in the 2015 NFL draft.

### CAREER HIGHLIGHTS:

- Played in 53 career games with 31 starts.
- 163 receptions for 2,217 yards (13.6 avg.) and 9 TDs.

- Averaged 19.0 yards per catch with 26 receptions for 494 yards in his rookie season of 2015. His 19.0 average was the highest by a Dolphins rookie in team history:

**HIGHEST RECEIVING AVERAGE (DOLPHINS ROOKIES)**

| | PLAYER | YEAR | REC | YDS | AVG |
|---|---|---|---|---|---|
| 1. | DEVANTE PARKER | 2015 | 26 | 494 | 19.0 |
| 2. | Chris Chambers | 2001 | 48 | 883 | 18.4 |
| 3. | Ferrell Edmunds | 1988 | 33 | 575 | 17.4 |
| 4. | Nat Moore | 1974 | 37 | 605 | 16.4 |
| 5. | Brian Hartline | 2009 | 31 | 506 | 16.3 |

- His 19.0 receiving average in 2015 was the highest among rookies in the NFL that season (min. 25 receptions):

**NFL RECEIVING AVERAGE LEADERS (2015 ROOKIES)**

| | PLAYER | TEAM | REC | YDS | AVG |
|---|---|---|---|---|---|
| 1. | DEVANTE PARKER | MIAMI | 26 | 494 | 19.0 |
| 2. | Dorial Green-Beckham | Tennessee | 32 | 549 | 17.2 |
| 3. | Devin Funchess | Carolina | 31 | 473 | 15.3 |
| 4. | Amari Cooper | Oakland | 72 | 1,070 | 14.9 |
| 5. | Stefon Diggs | Minnesota | 52 | 720 | 13.9 |

### 2018 (MIAMI):

- Played in 11 games with 7 starts.
- Inactive for 5 games.
- 24 receptions for 309 yards (12.9 avg.) and 1 TD.

**AT HOUSTON (10/25):** 6 receptions for 134 yards (22.3 avg.).

**AT GREEN BAY (11/1):** 5 receptions for 43 yards (8.6 avg.).

**VS. BUFFALO (12/2):** 4 receptions for 43 yards (10.8 avg.) and 1 TD.

- Scored on an 18-yard pass from QB Ryan Tannehill on Miami's opening drive.

### 2017 (MIAMI):

- Played in 13 games with 12 starts.
- Inactive for 3 games.
- 57 receptions for 670 yards (11.8 avg.) and 1 TD.
- 1 miscellaneous tackle.

**AT N.Y. JETS (9/24):** 8 receptions for 76 yards (9.5 avg.) and 1 TD.

- Caught a 3-yard TD pass from QB Jay Cutler in the 4th quarter.

**VS. NEW ORLEANS IN LONDON (10/1):** 6 receptions for 69 yards (11.5 avg.).

- Recorded his 100th career reception.

**AT BUFFALO (12/17):** 6 receptions for 89 yards (14.8 avg.).

### 2016 (MIAMI):

- Played in 15 games with 8 starts.
- Inactive 1 game.
- 56 receptions for 744 yards (13.3 avg.) and 4 TDs.
- 2 miscellaneous tackles.

**AT NEW ENGLAND (9/18):** 8 receptions for 106 yards (13.3 avg.).

- All 8 receptions and 106 yards came in the 2nd half.

**AT L.A. RAMS (11/20):** 8 receptions for 79 yards (9.9 avg.) and 1 TD.

- Caught a 9-yard TD with 36 seconds left to win the game.

**AT BUFFALO (12/24):** 4 receptions for 85 yards (21.3 avg.) and 1 TD.

- Caught a 56-yard TD from QB Matt Moore on Miami's 1st possession of the 2nd half.

### POSTSEASON:

**AFC WILD CARD AT PITTSBURGH (1/8):** 4 receptions for 55 yards (13.8 avg.).

### 2015 (MIAMI):

- Played in 14 games with 4 starts.
- Inactive for 1 game.
- Dressed but did not play 1 game.
- 26 receptions for 494 yards (19.0 avg.) and 3 TDs.
- 1 miscellaneous tackle.
- His 19.0 yards per catch average was the highest by a Dolphins rookie in team history.
- His 19.0 receiving average was the highest among NFL rookies in 2015.

**AT WASHINGTON (9/13):** Played but did not record any stats.

- Made his Dolphins debut.

**AT N.Y. JETS (11/29):** 4 receptions for 80 yards (20.0 avg.) and 1 TD.

- Caught a 33-yard TD pass from QB Ryan Tannehill for the 1st TD of his career.

**VS. NEW ENGLAND (1/3):** 5 receptions for 106 yards (21.2 avg.) and 1 TD.

- Became the 1st Dolphins rookie wide receiver to top 100 yards in a game since 2001 (Chris Chambers).

## BEFORE THE NFL

### COLLEGE (LOUISVILLE):

- 4-year letterman (2011-14) and 2-year starter.

**CAREER:** Played in 42 games with 18 starts; 156 receptions for 2,775 yards (17.8 avg.) and 33 TDs.

- Had 10 career 100-yard games.

**SENIOR (2014):** Started 6 games; 43 receptions for 855 yards (19.9 avg.) and 5 TDs.

- 2nd-team All-ACC.

**JUNIOR (2013):** Started 12 games; 55 receptions for 885 yards (16.1 avg.) and 12 TDs.

- His 12 TD receptions tied the school record.

**SOPHOMORE (2012):** Played in all 13 games; 40 receptions for 744 yards (18.6 avg.) and 10 TDs.

- Finished the season with 6 straight games with a TD.

**TRUE FRESHMAN (2011):** Played in 11 games; 18 receptions for 291 yards (16.2 avg.) and 6 TDs.

- His 6 TD receptions led the team.

### HIGH SCHOOL (BALLARD HS – LOUISVILLE, KY.)

**SENIOR (2010):** 68 receptions for 1,793 yards (26.4 avg.) and 19 TDs.

- 1st-team all-state.
- Co-winner of the Paul Hornung Award as the state's top player.

**JUNIOR (2009):**

- 1st-team all-state.

## OFF THE FIELD

### COMMUNITY:

- Helped distribute Thanksgiving meals to local South Florida families in November 2016.

### PERSONAL:

- Father, Anthony Shelman, played running back at Louisville (1991-94).
- **MAJOR:** Communications.

## DeVANTE PARKER'S NFL REGULAR SEASON STATS

| | | | | RECEIVING | | | | | RUSHING | | | | |
|---|---|---|---|---|---|---|---|---|---|---|---|---|---|
| YEAR | TEAM | GP | GS | REC | YDS | AVG | LG | TD | ATT | YDS | AVG | LG | TD |
| 2015 | MIAMI | 14 | 4 | 26 | 494 | 19.0 | 49 | 3 | 0 | 0 | 0.0 | 0 | 0 |
| 2016 | MIAMI | 15 | 8 | 56 | 744 | 13.3 | 56t | 4 | 0 | 0 | 0.0 | 0 | 0 |
| 2017 | MIAMI | 13 | 12 | 57 | 670 | 11.8 | 36 | 1 | 0 | 0 | 0.0 | 0 | 0 |
| 2018 | MIAMI | 11 | 7 | 24 | 309 | 12.9 | 46 | 1 | 0 | 0 | 0.0 | 0 | 0 |
| | **NFL TOTALS** | **53** | **31** | **163** | **2217** | **13.6** | **56t** | **9** | **0** | **0** | **0.0** | **0** | **0** |

## DeVANTE PARKER'S NFL PLAYOFF STATS

| | | | | RECEIVING | | | | | RUSHING | | | | |
|---|---|---|---|---|---|---|---|---|---|---|---|---|---|
| YEAR | TEAM | GP | GS | REC | YDS | AVG | LG | TD | ATT | YDS | AVG | LG | TD |
| 2016 | MIAMI | 1 | 0 | 4 | 55 | 13.8 | 37 | 0 | 0 | 0 | 0.0 | 0 | 0 |
| | **PLAYOFF TOTALS** | **1** | **0** | **4** | **55** | **13.8** | **37** | **0** | **0** | **0** | **0.0** | **0** | **0** |

## ADDITIONAL STATS

**Miscellaneous Tackles:** 1 in 2015, 2 in 2016 and 1 in 2017 for total of 4.

## SINGLE-GAME CAREER HIGHS

| | | |
|---|---|---|
| **Receptions:** | 8 | 3 times, last: at N.Y. Jets, 9/24/17 |
| **Receiving Yards:** | 106 | twice, last: at New England, 9/18/16 |
| **Longest Rec.:** | 56 | twice, last: at Buffalo, 12/24/16 |
| **TD Receptions:** | 1 | 9 times, last: vs. Buffalo, 12/2/18 |

## 100-YARD RECEIVING GAMES (3)

| DATE | OPPONENT | REC | YDS | AVG | LG | TD |
|---|---|---|---|---|---|---|
| 1/3/16 | NEW ENGLAND | 5 | 106 | 21.2 | 46 | 1 |
| 9/18/16 | at New England | 8 | 106 | 13.3 | 28 | 0 |
| 11/13/16 | at San Diego | 5 | 103 | 20.6 | 56 | 0 |

## 2015 GAME-BY-GAME STATS (MIAMI)

| DATE | OPPONENT | P/S | REC | YDS | AVG | LG | TD |
|---|---|---|---|---|---|---|---|
| 09/13 | at Washington | 1/0 | 0 | 0 | 0.0 | - | 0 |
| 09/20 | at Jacksonville | 1/0 | 1 | 3 | 3.0 | 3 | 0 |
| 09/27 | BUFFALO | 1/0 | 3 | 46 | 15.3 | 19 | 0 |
| 10/04 | N.Y. JETS | 1/0 | 0 | 0 | 0.0 | - | 0 |
| 10/18 | at Tennessee | 1/0 | 0 | 0 | 0.0 | - | 0 |
| 10/25 | HOUSTON | 1/0 | 0 | 0 | 0.0 | - | 0 |
| 10/29 | at New England | 1/0 | 0 | 0 | 0.0 | - | 0 |
| 11/08 | at Buffalo | | INACTIVE | | | | |
| 11/15 | at Philadelphia | | DID NOT PLAY | | | | |
| 11/22 | DALLAS | 1/0 | 0 | 0 | 0.0 | - | 0 |
| 11/29 | at N.Y. Jets | 1/0 | 4 | 80 | 20.0 | 33t | 1 |
| 12/06 | BALTIMORE | 1/1 | 3 | 63 | 21.0 | 38t | 1 |
| 12/14 | N.Y. GIANTS | 1/1 | 2 | 16 | 8.0 | 14 | 0 |
| 12/20 | at San Diego | 1/0 | 4 | 87 | 21.8 | 35 | 0 |
| 12/27 | INDIANAPOLIS | 1/1 | 4 | 93 | 23.3 | 49 | 0 |
| 01/03 | NEW ENGLAND | 1/1 | 5 | 106 | 21.2 | 46 | 1 |
| **2015 TOTALS** | | **14/4** | **26** | **494** | **19.0** | **49** | **3** |

## 2016 GAME-BY-GAME STATS (MIAMI)

| DATE | OPPONENT | P/S | REC | YDS | AVG | LG | TD |
|---|---|---|---|---|---|---|---|
| 09/11 | at Seattle | | INACTIVE | | | | |
| 09/18 | at New England | 1/1 | 8 | 106 | 13.3 | 28 | 0 |
| 09/25 | CLEVELAND | 1/1 | 3 | 51 | 17.0 | 26t | 1 |
| 09/29 | at Cincinnati | 1/1 | 2 | 20 | 10.0 | 15 | 0 |
| 10/09 | TENNESSEE | 1/0 | 2 | 70 | 35.0 | 50 | 0 |
| 10/16 | PITTSBURGH | 1/0 | 5 | 28 | 5.6 | 11 | 0 |
| 10/23 | BUFFALO | 1/0 | 3 | 20 | 6.7 | 9 | 0 |
| 11/06 | N.Y. JETS | 1/0 | 2 | 8 | 4.0 | 4 | 0 |
| 11/13 | at San Diego | 1/1 | 5 | 103 | 20.6 | 56 | 0 |
| 11/20 | at L.A. Rams | 1/1 | 8 | 79 | 9.9 | 15 | 1 |
| 11/27 | SAN FRANCISCO | 1/0 | 3 | 64 | 21.3 | 46 | 0 |
| 12/04 | at Baltimore | 1/1 | 3 | 34 | 11.3 | 17 | 1 |
| 12/11 | ARIZONA | 1/1 | 2 | 14 | 7.0 | 11 | 0 |
| 12/17 | at N.Y. Jets | 1/0 | 1 | 17 | 17.0 | 17 | 0 |
| 12/24 | at Buffalo | 1/0 | 4 | 85 | 21.3 | 56t | 1 |
| 01/01 | NEW ENGLAND | 1/1 | 5 | 45 | 9.0 | 18 | 0 |
| **2016 TOTALS** | | **15/8** | **56** | **744** | **13.3** | **56** | **4** |

| DATE | OPPONENT | P/S | REC | YDS | AVG | LG | TD |
|---|---|---|---|---|---|---|---|
| 01/08 | at Pittsburgh* | 1/0 | 4 | 55 | 13.8 | 37 | 0 |

** AFC Wild Card game*

## 2017 GAME-BY-GAME STATS (MIAMI)

| DATE | OPPONENT | P/S | REC | YDS | AVG | LG | TD |
|---|---|---|---|---|---|---|---|
| 09/17 | at L.A. Chargers | 1/1 | 4 | 85 | 21.3 | 31 | 0 |
| 09/24 | at N.Y. Jets | 1/1 | 8 | 76 | 9.5 | 26 | 1 |
| 10/01 | NEW ORLEANS | 1/1 | 6 | 69 | 11.5 | 21 | 0 |
| 10/08 | TENNESSEE | 1/1 | 1 | 6 | 6.0 | 6 | 0 |
| 10/15 | at Atlanta | | INACTIVE | | | | |
| 10/22 | N.Y. JETS | | INACTIVE | | | | |
| 10/26 | at Baltimore | | INACTIVE | | | | |
| 11/05 | OAKLAND | 1/0 | 5 | 76 | 15.2 | 26 | 0 |
| 11/13 | at Carolina | 1/1 | 6 | 66 | 11.0 | 24 | 0 |
| 11/19 | TAMPA BAY | 1/1 | 4 | 26 | 6.5 | 17 | 0 |
| 11/26 | at New England | 1/1 | 1 | 5 | 5.0 | 5 | 0 |
| 12/03 | DENVER | 1/1 | 1 | 5 | 5.0 | 5 | 0 |
| 12/11 | NEW ENGLAND | 1/1 | 4 | 40 | 10.0 | 15 | 0 |
| 12/17 | at Buffalo | 1/1 | 6 | 89 | 14.8 | 36 | 0 |
| 12/24 | at Kansas City | 1/1 | 5 | 63 | 12.6 | 34 | 0 |
| 12/31 | BUFFALO | 1/1 | 6 | 64 | 10.7 | 24 | 0 |
| **2017 TOTALS** | | **13/12** | **57** | **670** | **11.8** | **36** | **1** |

## 2018 GAME-BY-GAME STATS (MIAMI)

| DATE | OPPONENT | P/S | REC | YDS | AVG | LG | TD |
|---|---|---|---|---|---|---|---|
| 09/09 | TENNESSEE | | | INACTIVE | | | |
| 09/16 | at N.Y. Jets | | | INACTIVE | | | |
| 09/23 | OAKLAND | 1/1 | 2 | 40 | 20.0 | 36 | 0 |
| 09/30 | at New England | | | INACTIVE | | | |
| 10/07 | at Cincinnati | | | INACTIVE | | | |
| 10/14 | CHICAGO | 1/0 | 0 | 0 | 0.0 | - | 0 |
| 10/21 | DETROIT | | | INACTIVE | | | |
| 10/25 | at Houston | 1/1 | 6 | 134 | 22.3 | 46 | 0 |
| 11/04 | N.Y. JETS | 1/1 | 1 | 8 | 8.0 | 8 | 0 |
| 11/11 | at Green Bay | 1/1 | 5 | 43 | 8.6 | 14 | 0 |
| 11/25 | at Indianapolis | 1/0 | 3 | 10 | 3.3 | 9 | 0 |
| 12/02 | BUFFALO | 1/1 | 4 | 43 | 10.8 | 18t | 1 |
| 12/09 | NEW ENGLAND | 1/1 | 1 | 18 | 18.0 | 15 | 0 |
| 12/16 | at Minnesota | 1/0 | 0 | 0 | 0.0 | - | 0 |
| 12/23 | JACKSONVILLE | 1/1 | 2 | 13 | 6.5 | 7 | 0 |
| 12/30 | at Buffalo | 1/0 | 0 | 0 | 0.0 | - | 0 |
| **2018 TOTALS** | | **11/7** | **24** | **309** | **12.9** | **46** | **1** |

# 65 JAMIYUS PITTMAN

DEFENSIVE TACKLE // 6-2 // 307 // CENTRAL FLORIDA '18
ACQUIRED: FA, '18
HOMETOWN: MOULTRIE, GA. // BORN: 10/23/94
NFL: FIRST SEASON // DOLPHINS: FIRST SEASON

## NFL CAREER

### TRANSACTIONS:

- Signed to Miami's practice squad on Oct. 31, 2018.
- Waived by Miami on Oct. 29, 2018.
- Promoted from Miami's practice squad on Oct. 13, 2018.
- Signed to Miami's practice squad on Sept. 3, 2018
- Waived by Miami on Sept. 1, 2018.
- Signed by Miami as an undrafted college free agent on May 10, 2018.

### CAREER HIGHLIGHTS:

- Played in 3 games.
- 2 assisted tackles.

### 2018 (MIAMI):

- Played in 3 games.
- 2 assisted tackles.
- Waived by Miami on Oct. 29, 2018.
- Promoted from Miami's practice squad on Oct. 13.

**VS. CHICAGO (10/14):** 1 assisted tackle.

- Made NFL debut.

## BEFORE THE NFL

### COLLEGE (CENTRAL FLORIDA):

- 4-year letterman (2014-17) and 3-year starter.

**CAREER:** Played in 49 games with 33 starts; 138 tackles (67 solo), 13 sacks, 4 passes defensed and 1 forced fumble; 1 blocked kick; 1 reception for 4 yards and 1 TD.

**SENIOR (2017):** Started 12 games; 47 tackles (24 solo) and 4.5 sacks; 1 reception for 4 yards and 1 TD.

- 1st-team All-AAC.

**JUNIOR (2016):** Played in 12 games with 8 starts; 28 tackles (14 solo), 2 sacks and 1 pass defensed.

- 2nd-team All-AAC.

**SOPHOMORE (2015):** Played in all 12 games with 11 starts; 45 tackles (19 solo), 4.5 sacks and 2 passes defensed.

**TRUE FRESHMAN (2014):** Played in all 13 games with 2 starts; 18 tackles (10 solo), 2 sacks, 1 pass defensed and 1 forced fumble.

### HIGH SCHOOL (COLQUITT COUNTY HS – MOULTRIE, GA.)

- Also played basketball.

**SENIOR (2013):** Played in 8 games; Approximately 50 tackles and 4 sacks.

- All-region honorable mention.

**JUNIOR (2012):** 76 tackles and 10 sacks.

- 1st-team all-region.

**SOPHOMORE (2011):**

- 1st-team all-region.

## OFF THE FIELD

### COMMUNITY:

- Participated in a number of Football Unites programs in 2018.

## PERSONAL:

- **PRONUNCIATION:** First name is pronounced Juh-mye-us.
- **MAJOR:** Interdisciplinary studies.

### JAMIYUS PITTMAN'S NFL REGULAR SEASON STATS

| | | | | TACKLES | | | | | INTERCEPTIONS | | | | | FUMBLES | |
|---|---|---|---|---|---|---|---|---|---|---|---|---|---|---|---|
| YEAR | TEAM | GP | GS | TOT | SOLO | ASST | SK | YDS | INT | YDS | LG | TD | PD | FF | FR |
| 2018 | MIAMI | 3 | 0 | 2 | 0 | 2 | 0.0 | 0.0 | 0 | 0 | 0 | 0 | 0 | 0 | 0 |
| | **NFL TOTALS** | **3** | **0** | **2** | **0** | **2** | **0.0** | **0.0** | **0** | **0** | **0** | **0** | **0** | **0** | **0** |

# 51 QUENTIN POLING

LINEBACKER // 6-1 // 235 // OHIO '18
ACQUIRED: D7A, '18
HOMETOWN: GOMER, OHIO // BORN: 8/17/94
NFL: FIRST SEASON // DOLPHINS: FIRST SEASON

## NFL CAREER

### TRANSACTIONS:

- Signed to Miami's practice squad on Sept. 3, 2018
- Waived by Miami on Sept. 1, 2018.
- 7th-round pick (227th overall) by Miami in the 2018 NFL draft.

### 2018 (MIAMI):

- Spent the offseason and training camp with Miami.

## BEFORE THE NFL

### COLLEGE (OHIO):

- 4-year starter (2014-17).

**CAREER:** Started 50 games; 374 tackles (217 solo), 18.5 sacks, 7 interceptions, 21 passes defensed and 7 forced fumbles.

- Set school records for career solo tackles (217) and tackles for loss (44).

**SENIOR (2017):** Started all 13 games; 107 tackles (49 solo), 5.5 sacks, 4 passes defensed and 3 forced fumbles.

- 1st-team All-MAC.
- His 107 tackles led the team.
- Team captain.

**JUNIOR (2016):** Started all 14 games; 109 tackles (66 solo), 4 sacks, 5 passes defensed and 2 forced fumbles.

- 1st-team All-MAC.
- Team captain.

**SOPHOMORE (2015):** Started 11 games; 69 tackles (47 solo), 4 sacks, 4 interceptions, 6 passes defensed and 2 forced fumbles.

- His 69 tackles led the team.

**REDSHIRT FRESHMAN (2014):** Started all 12 games; 89 tackles (55 solo), 5 sacks, 3 interceptions and 6 passes defensed.

- His 89 tackles led the team.
- Redshirted in 2013.

### HIGH SCHOOL (ELIDA HS – ELIDA, OHIO)

- 509 career tackles, 20 sacks, 12 forced fumbles and 9 interceptions.
- Also competed in track and field and wrestling.

**SENIOR (2012):**

- 1st-team all-state.
- Northwest Ohio Defensive Back of the Year.
- All-Northwest Ohio.

**JUNIOR (2011):**

- 1st-team all-state.
- All-Northwest Ohio.

**SOPHOMORE (2010):**

- All-Northwest Ohio.

## OFF THE FIELD

### PERSONAL:

- **PRONUNCIATION:** Last name is pronounced POHL-ing.
- **MAJOR:** Pre-exercise physiology with a minor in biology.



# 64 CHRIS REED

GUARD // 6-4 // 320 // MINNESOTA STATE '15
ACQUIRED: FA, '19
HOMETOWN: OMAHA, NEB. // BORN: 7/22/92
NFL: FOURTH SEASON // DOLPHINS: FIRST SEASON

## NFL CAREER

### TRANSACTIONS:

- Signed by Miami on March 18, 2019.
- Promoted from Jacksonville's practice squad on Oct. 7, 2017.
- Signed to Jacksonville's practice squad on Sept. 3, 2017.
- Waived by Jacksonville on Sept. 2, 2017.
- Signed to Jacksonville's practice squad on Sept. 7, 2015.
- Waived by Jacksonville on Sept. 5, 2015.
- Signed by Jacksonville as an undrafted college free agent on May 8, 2015.

### CAREER HIGHLIGHTS:

- Played in 25 career games with 8 starts.

### 2018 (JACKSONVILLE):

- Played in 9 games with 1 start at right guard.
- Dressed but did not play in 1 game.
- Inactive for 6 games.

**VS. TENNESSEE (9/23):** Started at right guard.
- Blocked for a running game that had 19 carries for 87 yards (4.6 avg.).

**VS. PITTSBURGH (11/18):** Played 49 snaps.
- Blocked for RB Leonard Fournette, who had 28 carries for 95 yards (3.4 avg.) and 1 TD.

**AT BUFFALO (11/25):** Played 22 snaps.
- Blocked for a running game that had 39 carries for 226 yards (5.8 avg.) and 2 TDs.

### 2017 (JACKSONVILLE):

- Played in 6 games with 3 starts at left guard.
- Dressed but did not play in 1 game.
- Inactive for 5 games.
- Spent 4 games on Jacksonville's practice squad before being promoted on Oct. 7.

**AT CLEVELAND (11/19):** Started at left guard.
- Blocked for RB Leonard Fournette, who had 28 carries for 111 yards (4.0 avg.).

**AT ARIZONA (11/26):** Started at left guard.

**VS. INDIANAPOLIS (12/3):** Started at left guard.
- Protected QB Blake Bortles, who completed 26-of-35 passes (74.3 pct.) for 309 yards and 2 TDs.

### POSTSEASON:

**AFC WILD CARD VS. BUFFALO (1/7):** Inactive.

**AFC DIVISIONAL AT PITTSBURGH (1/14):** Inactive.

**AFC CHAMPIONSHIP AT NEW ENGLAND (1/21):** Inactive.

### 2016 (JACKSONVILLE):

- Played in 10 games with 4 starts at left guard.
- Inactive for 4 games.
- Missed the final 2 games after being placed on injured reserve on Dec. 23.

**VS. BALTIMORE (9/25):** Started at left guard.
- Made his NFL debut and 1st career start.

**AT BUFFALO (11/27):** Started at left guard.
- Blocked for a running game that had 27 carries for 183 yards (4.9 avg.) and 1 TD.

**VS. DENVER (12/4):** Started at left guard.
- Blocked for a running game that had 38 carries for 154 yards (4.1 avg.) and 1 TD.

### 2015 (JACKSONVILLE):

- Spent the season on Jacksonville's practice squad.

## BEFORE THE NFL

### COLLEGE (MINNESOTA STATE):

- 4-year starter (2011-14).
- Also lettered in track and field.
- 11-time NCAA Division II track and field All-American.
- Division II national champion in outdoor shotput in 2013 and 2014.

**CAREER:** Played in 48 games with 46 starts.
- 1 solo tackle.

**SENIOR (2014):** Started all 15 games.
- Division II 1st-team All-American.
- 1st-team NSIC South Division All-Conference.
- 2nd-team All-Super Region.
- Blocked for an offense that recorded 3,625 rushing yards and 3,079 passing yards for 82 total TDs.

**JUNIOR (2013):** Started all 12 games.
- 2nd-team NSIC South Division All-Conference.

**SOPHOMORE (2012):** Played in 9 games with 8 starts.

**REDSHIRT FRESHMAN (2011):** Started 11 games.
- All-NSIC honorable mention.
- Blocked for a running game that averaged 167.9 rushing yards per game.
- Redshirted in 2010.

### HIGH SCHOOL (OMAHA CENTRAL HS – OMAHA, NEB.)

- Also competed in track and field and was a 2-time state champion.
- 2009 Nebraska High School Field Athlete of the Year.

**SENIOR (2009):** All-state honorable mention.

## OFF THE FIELD

### PERSONAL:

- **MAJOR:** Psychology.

## CHRIS REED'S NFL REGULAR SEASON STATS

**GAMES/STARTS:** 2016: 10/4, 2017: 6/3, 2018: 9/1 **NFL TOTALS: 25/8**



# 3 JOSH ROSEN

QUARTERBACK // 6-4 // 218 // UCLA '18
ACQUIRED: T, '19 (ARI)
HOMETOWN: MANHATTAN BEACH, CALIF. // BORN: 2/10/97
NFL: 2ND SEASON // DOLPHINS: FIRST SEASON

## NFL CAREER

### TRANSACTIONS:

- Traded from Arizona to Miami on April 26, 2019.
- 1st-round pick (10th overall) by Arizona in the 2018 NFL draft.

### CAREER HIGHLIGHTS:

- Played in 14 games with 13 starts.
- Completed 217-of-393 passes (55.2 pct.) for 2,278 yards and 11 TDs for a QB rating of 66.7.
- 23 carries for 138 yards (6.0 avg.).
- Became the 4th-youngest QB in league history to record 2,000 passing yards (21 years, 310 days):

**YOUNGEST NFL QUARTERBACKS TO REACH 2,000 PASSING YARDS**

| | PLAYER | TEAM | YEAR | AGE |
|---|---|---|---|---|
| 1. | Sam Darnold | NYJ | 2018 | 21y, 188d |
| 2. | Matthew Stafford | Det. | 2009 | 21y, 193d |
| 3. | Drew Bledsoe | NE | 1993 | 21y, 309d |
| **4.** | **JOSH ROSEN** | **ARI.** | **2018** | **21y, 310d** |
| 5. | Jameis Winston | TB | 2015 | 21y, 314d |

### 2018 (ARIZONA):

- Played in 14 games with 13 starts.
- Dressed but did not play in 2 games.
- Completed 217-of-393 passes (55.2 pct.) for 2,278 yards and 11 TDs for a QB rating of 66.7.
- 23 carries for 138 yards (6.0 avg.).

**VS. CHICAGO (9/23):** Completed 4-of-7 passes (57.1 pct.) for 36 yards; 1 carry for 12 yards.

- Made his NFL debut.

**VS. SEATTLE (9/30):** Completed 15-of-27 passes (55.6 pct.) for 180 yards and 1 TD for a QB rating of 88.5; 2 carries for 13 yards (6.5 avg.).

- Made his 1st NFL start.
- Became the youngest QB in team history to start a game (21 years, 232 days).
- Threw his 1st NFL TD on a 22-yard pass to WR Chad Williams to tie the game 17-17 in the 4th quarter.

**VS. SAN FRANCISCO (10/28):** Completed 23-of-40 passes (57.5 pct.) for 252 yards and 2 TDs for a QB rating of 82.5; 2 carries for 12 yards (6.0 avg.).

- Connected on 12-of-18 passes (66.7 pct.) for 150 yards and 2 TDs for a QB rating of 129.4 in the 4th quarter.
- Hit WR Christian Kirk for a 9-yard TD pass to go ahead 18-15 with 34 seconds left in the 4th quarter.
- Became the youngest QB in the Super Bowl era to win a game after trailing by double digits in the 4th quarter (21 years, 260 days).

## BEFORE THE NFL

### COLLEGE (UCLA):

- 3-year starter (2015-17).

**CAREER:** Started 30 games; 712-of-1,170 passing (60.9 pct.) for 9,340 yards and 59 TDs; 109 carries for -153 yards (-1.4 avg.) and 6 TDs.

- Finished his career holding the school record for the most 300-yard passing games (17) and most consecutive games with a passing TD (14).

**JUNIOR (2017):** Started 11 games; 283-of-452 passing (62.6 pct.) for 3,756 yards and 26 TDs; 50 carries for -97 yards (-1.9 avg.) and 2 TDs.

- 2nd-team All-Pac-12.
- Led the Pac-12 in passing yards per game (341.5) and total offense (332.6 yards per game).
- Set single-season school records for passing yards per game (341.5) and most 300-yard passing games (7).

**SOPHOMORE (2016):** Started 6 games; 137-of-231 passing (59.3 pct.) for 1,915 yards and 10 TDs; 22 carries for -72 yards (-3.3 avg.) and 2 TDs.

- Missed 2nd half of season due to injury.

**TRUE FRESHMAN (2015):** Started 13 games; 292-of-487 passing (60.0 pct.) for 3,669 yards and 23 TDs; 37 carries for 16 yards (0.4 avg.) and 2 TDs; 1 punt for 25 yards.

- Freshman All-American.
- Pac-12 Offensive Freshman of the Year.
- Pac-12 Newcomer of the Year.
- Set single-season school records for most consecutive pass attempts without an interception (245), most passing yards by a true freshman (3,669) and most passing TDs by a true freshman (23).

### HIGH SCHOOL (ST. JOHN BOSCO HS – BELLFLOWER, CALIF.)

- Also played tennis in his senior year.

**CAREER:** Completed 525-of-840 passes (63.0 pct.) for 8,473 yards and 90 TDs.

**SENIOR (2014):** 199-of-313 passing (63.6 pct.) for 3,186 yards and 29 TDs.

- 1st-team all-American.
- 1st-team all-state.
- All-Area Player of the Year.

**JUNIOR (2013):**

- Helped lead team to national championship.

## OFF THE FIELD

### COMMUNITY:

- Teamed up with 4ocean (company dedicated to removing plastic and other pollutants from the planet's oceans and beaches) for a major cleanup of Daytona Beach in Jan. 2019.

### PERSONAL:

- **MAJOR:** Economics.

## JOSH ROSEN'S NFL REGULAR SEASON PASSING STATS

| YEAR | TEAM | GP | GS | ATT | CMP | PCT | YDS | Y/A | TD | INT | LG | SK/YDS | RATE |
|---|---|---|---|---|---|---|---|---|---|---|---|---|---|
| 2018 | ARIZONA | 14 | 13 | 393 | 217 | 55.2 | 2,278 | 5.8 | 11 | 14 | 75t | 45/320 | 66.7 |
| | **NFL TOTALS** | **14** | **13** | **393** | **217** | **55.2** | **2,278** | **5.8** | **11** | **14** | **75t** | **45/320** | **66.7** |

## JOSH ROSEN'S NFL REGULAR SEASON RUSHING/RECEIVING STATS

| | | | | RUSHING | | | | | RECEIVING | | | | |
|---|---|---|---|---|---|---|---|---|---|---|---|---|---|
| YEAR | TEAM | GP | GS | ATT | YDS | AVG | LG | TD | REC | YDS | AVG | LG | TD |
| 2018 | ARIZONA | 14 | 13 | 23 | 138 | 6.0 | 33 | 0 | 0 | 0 | 0.0 | - | 0 |
| | **NFL TOTALS** | **14** | **13** | **23** | **138** | **6.0** | **33** | **0** | **0** | **0** | **0.0** | **-** | **0** |

### ADDITIONAL STATS

**Career Regular Season Record As A Starter:** (Arizona) 3-11 in 2018.

**Miscellaneous Tackles:** (Arizona) 1 in 2018.

### SINGLE-GAME CAREER HIGHS

| | | |
|---|---|---|
| **Pass Attempts:** | 41 | vs. Detroit, 12/9/18 |
| **Completions:** | 26 | vs. Detroit, 12/9/18 |
| **Passing Yards:** | 252 | vs. San Francisco, 10/28/18 |
| **TD Passes:** | 3 | vs. Oakland, 11/18/18 |
| **Longest Pass:** | 75t | at San Francisco, 10/7/18 |
| **Completion Pct.:** | 67.7 | at Minnesota, 10/14/18 |
| **Passer Rating:** | 88.5 | vs. Seattle, 9/30/18 |
| **Rush Attempts:** | 4 | vs. L.A. Rams, 12/23/18 |
| **Rushing Yards:** | 49 | vs. L.A. Rams, 12/23/18 |
| **Longest Run:** | 33 | at Green Bay, 12/2/18 |

### 2018 GAME-BY-GAME STATS (ARIZONA)

| DATE | OPPONENT | P/S | ATT | CMP | PCT | YDS | TD | INT | LG | SK/YDS |
|---|---|---|---|---|---|---|---|---|---|---|
| 09/09 | WASHINGTON | | DID NOT PLAY | | | | | | | |
| 09/16 | at L.A. Rams | | DID NOT PLAY | | | | | | | |
| 09/23 | CHICAGO | 1/0 | 7 | 4 | 57.1 | 36 | 0 | 1 | 10 | 1/7 |
| 09/30 | SEATTLE | 1/1 | 27 | 15 | 55.6 | 180 | 1 | 0 | 31 | 1/9 |
| 10/07 | at San Francisco | 1/1 | 25 | 10 | 40.0 | 170 | 1 | 0 | 75t | 1/6 |
| 10/14 | at Minnesota | 1/1 | 31 | 21 | 67.7 | 240 | 0 | 1 | 40 | 4/32 |
| 10/18 | DENVER | 1/1 | 39 | 21 | 53.8 | 194 | 1 | 3 | 27 | 6/40 |
| 10/28 | SAN FRANCISCO | 1/1 | 40 | 23 | 57.5 | 252 | 2 | 1 | 37 | 3/19 |
| 11/11 | at Kansas City | 1/1 | 39 | 22 | 56.4 | 208 | 1 | 2 | 24 | 5/42 |
| 11/18 | OAKLAND | 1/1 | 20 | 9 | 45.0 | 136 | 3 | 2 | 59t | 1/8 |
| 11/25 | at L.A. Chargers | 1/1 | 19 | 12 | 63.2 | 105 | 1 | 1 | 25t | 2/18 |
| 12/02 | at Green Bay | 1/1 | 26 | 11 | 42.3 | 149 | 0 | 0 | 37 | 2/16 |
| 12/09 | DETROIT | 1/1 | 41 | 26 | 63.4 | 240 | 0 | 1 | 19 | 3/22 |
| 12/16 | at Atlanta | 1/1 | 22 | 13 | 59.1 | 132 | 0 | 2 | 40 | 6/42 |
| 12/23 | L.A. RAMS | 1/1 | 23 | 12 | 52.2 | 87 | 0 | 0 | 18 | 4/23 |
| 12/30 | at Seattle | 1/1 | 34 | 18 | 52.9 | 149 | 1 | 0 | 24 | 6/36 |
| **2018 TOTALS** | | **14/13** | **393** | **217** | **55.2** | **2,278** | **11** | **14** | **75t** | **45/320** |

# 21 ERIC ROWE

CORNERBACK // 6-1 // 205 // UTAH '15
ACQUIRED: UFA, '19 (NE)
HOMETOWN: KLEIN, TEXAS // BORN: 10/3/92
NFL: FIFTH SEASON // DOLPHINS: FIRST SEASON

## NFL CAREER

### TRANSACTIONS:

- Signed by Miami as an unrestricted free agent from New England on March 14, 2019.
- Traded from Philadelphia to New England on Sept. 7, 2016.
- 2nd-round pick (47th overall) by Philadelphia in the 2015 NFL draft.

### CAREER HIGHLIGHTS:

- Played in 37 career games with 17 starts.
- 80 tackles (66 solo), 2 interceptions and 16 passes defensed.
- 2 special teams tackles (1 solo).
- Won Super Bowl LI and LII with New England.

### 2018 (NEW ENGLAND):

- Played in 4 games with 2 starts.
- Inactive for 4 games.
- Missed the final 8 games after being placed on injured reserve on Oct. 31.
- 10 tackles (9 solo) and 1 pass defensed.

**VS. HOUSTON (9/9):** 4 tackles (3 solo) and 1 pass defensed.
**AT JACKSONVILLE (9/16):** 3 solo tackles.

### 2017 (NEW ENGLAND):

- Played in 8 games with 3 starts.
- Inactive for 8 games.
- 14 tackles (13 solo) and 2 passes defensed.
- 1 special teams tackle.

**AT NEW ORLEANS (9/17):** 3 solo tackles; 1 special teams tackle.
**AT MIAMI (12/11):** 2 solo tackles.
**AT PITTSBURGH (12/17):** 5 solo tackles and 1 pass defensed.

**POSTSEASON:**

**AFC DIVISIONAL VS. TENNESSEE (1/13):** 5 tackles (4 solo).
**AFC CHAMPIONSHIP VS. JACKSONVILLE (1/21):** 4 tackles (3 solo) and 1 pass defensed.
**SUPER BOWL LII VS. PHILADELPHIA (2/4):** 4 solo tackles and 2 passes defensed.

### 2016 (NEW ENGLAND/PHILADELPHIA):

- Played in 9 games with 7 starts with New England.
- 26 tackles (20 solo), 1 interception and 8 passes defensed.
- Traded to New England on Sept. 7.
- Spent the offseason and training camp with Philadelphia.

**AT PITTSBURGH (10/23):** 6 tackles (5 solo) and 1 pass defensed.
**AT N.Y. JETS (11/27):** 5 tackles (3 solo) and 1 pass defensed.
**VS. N.Y. JETS (12/24):** 3 tackles (1 solo), 1 interception and 2 passes defensed.

- Picked off QB Ryan Fitzpatrick in the 2nd quarter.

**POSTSEASON:**

**AFC DIVISIONAL VS. HOUSTON (1/14):** 3 solo tackles.
**AFC CHAMPIONSHIP VS. PITTSBURGH (1/22):** 4 tackles (3 solo), 1 interception and 2 passes defensed.

- Intercepted QB Ben Roethlisberger in the 4th quarter and returned it 37 yards.

**SUPER BOWL LI VS. ATLANTA (1/22):** 4 tackles (3 solo) and 1 pass defensed.

- Won his 1st Super Bowl.

### 2015 (PHILADELPHIA):

- Played in all 16 games with 5 starts.
- 30 tackles (24 solo), 1 interception and 5 passes defensed.
- 1 assisted special teams tackle.

**AT ATLANTA (9/14):** Played but did not record any stats.

- Made his NFL debut.

**AT N.Y. JETS (9/27):** 1 solo tackle, 1 interception and 2 passes defensed; 1 assisted special teams tackle.

- Picked off QB Ryan Fitzpatrick in the 3rd quarter for his 1st career interception.

**AT NEW ENGLAND (12/6):** 3 solo tackles.

- Made his 1st career start.

## BEFORE THE NFL

### COLLEGE (UTAH):

- 4-year starter (2011-14).

**CAREER:** Played in 47 games with 45 starts; 261 tackles (158 solo), 1.5 sacks, 3 interceptions, 36 passes defensed, 3 fumble recoveries and 1 blocked kick; 1 interception return for a TD.
**SENIOR (2014):** Played in 12 games with 10 starts – 9 at corner and 1 at safety; 59 tackles (42 solo), 1 interception, 14 passes defensed, 1 fumble recovery and 1 blocked kick.

- Honorable mention All-Pac-12
- Returned 1 interception for a TD.
- His 14 passes defensed tied for 2nd in the Pac-12.

**JUNIOR (2013):** Started all 12 games at safety; 69 tackles (42 solo), 0.5 sacks and 7 passes defensed.
- His 69 tackles tied for 3rd on the team.

**SOPHOMORE (2012):** Started 10 games at safety; 64 tackles (39 solo), 1 interception, 6 passes defensed and 1 fumble recovery.
- Honorable mention All-Pac-12.
- His 64 tackles ranked 2nd on the team.

**TRUE FRESHMAN (2011):** Started all 13 games at safety; 69 tackles (35 solo), 1 sack, 1 interception, 9 passes defensed and 1 fumble recovery.
- Freshman All-American.
- His 69 tackles ranked 4th on the team.

### HIGH SCHOOL (KLEIN HS – KLEIN, TEXAS)

- Also competed in basketball and track.

**CAREER:** 207 tackles, 9 interceptions, 4 forced fumbles; 3 blocked punts and 2 kickoff returns for TDs.

**SENIOR (2010):**
- All-state honorable mention.
- 1st-team all-district.
- 1st-team all-Texas defense.
- Served as a team captain.

**JUNIOR (2009):**
- 3rd-team all-state.
- 1st-team all-area.
- 2nd-team all-district.

## OFF THE FIELD

### PERSONAL:

- **MAJOR:** Business.

## ERIC ROWE'S NFL REGULAR SEASON STATS

| | | | | TACKLES | | | | | INTERCEPTIONS | | | | | FUMBLES | |
|---|---|---|---|---|---|---|---|---|---|---|---|---|---|---|---|
| YEAR | TEAM | GP | GS | TOT | SOLO | ASST | SK | YDS | INT | YDS | LG | TD | PD | FF | FR |
| 2015 | PHILADELPHIA | 16 | 5 | 30 | 24 | 6 | 0.0 | 0.0 | 1 | 0 | 0 | 0 | 5 | 0 | 0 |
| 2016 | NEW ENGLAND | 9 | 7 | 26 | 20 | 6 | 0.0 | 0.0 | 1 | 0 | 0 | 0 | 8 | 0 | 0 |
| 2017 | NEW ENGLAND | 8 | 3 | 14 | 13 | 1 | 0.0 | 0.0 | 0 | 0 | 0 | 0 | 2 | 0 | 0 |
| 2018 | NEW ENGLAND | 4 | 2 | 10 | 9 | 1 | 0.0 | 0.0 | 0 | 0 | 0 | 0 | 1 | 0 | 0 |
| | **NFL TOTALS** | **37** | **17** | **80** | **66** | **14** | **0.0** | **0.0** | **2** | **0** | **0** | **0** | **16** | **0** | **0** |

## ERIC ROWE'S NFL PLAYOFF STATS

| | | | | TACKLES | | | | | INTERCEPTIONS | | | | | FUMBLES | |
|---|---|---|---|---|---|---|---|---|---|---|---|---|---|---|---|
| YEAR | TEAM | GP | GS | TOT | SOLO | ASST | SK | YDS | INT | YDS | LG | TD | PD | FF | FR |
| 2016 | NEW ENGLAND | 3 | 0 | 11 | 9 | 2 | 0.0 | 0.0 | 1 | 37 | 37 | 0 | 3 | 0 | 0 |
| 2017 | NEW ENGLAND | 3 | 2 | 13 | 11 | 2 | 0.0 | 0.0 | 0 | 0 | 0 | 0 | 3 | 0 | 0 |
| | **NFL TOTALS** | **6** | **2** | **24** | **20** | **4** | **0.0** | **0.0** | **1** | **37** | **37** | **0** | **6** | **0** | **0** |

### ADDITIONAL STATS

**Special Teams Tackles:** (Philadelphia) 1 in 2015, (New England) 1 in 2017 for total of 2.

### SINGLE-GAME CAREER HIGHS

| | | |
|---|---|---|
| **Tackles:** | 6 | twice, last: at Pittsburgh, 10/23/16 |
| **Interceptions:** | 1 | 3 times, last: vs. Pittsburgh, 1/22/17* |
| **Passes Defensed:** | 2 | 4 times, last: vs. Philadelphia, 2/4/18** |

** AFC Championship game*
*** Super Bowl LII*

## BROTHERLY LOVE

In 2006, Renaldo Hill and Ray Hill became the third set of brothers to play for the Dolphins. Ray played with the team from 1998-2000 while Renaldo was a member of the Dolphins from 2006-08. The first set of brothers to play for the Dolphins were the Blackwoods, which included Glenn (1979-87) and Lyle (1981-86), both of whom played safety. In 2003, fullback Obafemi Ayanbadejo and linebacker Brendon Ayanbadejo, each of whom were in their first seasons with the Dolphins, became the second set of brothers to play for the team in franchise history.

The Dolphins also have had two sets of brothers serve on the team's coaching staff. The first set of brothers to have coached with the Dolphins was the Shulas, which included David (1982-88) and his younger brother, Mike (1991-92, 2000-02). In addition, Judd Garrett was an offensive quality control coach with the club from 2000-05, while his brother, Jason, was the team's quarterbacks coach from 2005-06.

# 5 JAKE RUDOCK

QUARTERBACK // 6-3 // 212 // MICHIGAN '16
ACQUIRED: FA, '19
HOMETOWN: WESTON, FLA. // BORN: 1/21/93
NFL: FOURTH SEASON // DOLPHINS: FIRST SEASON

## NFL CAREER

### TRANSACTIONS:

- Signed by Miami on Jan. 12, 2019.
- Released from Detroit's practice squad on Jan. 2, 2019.
- Signed to Detroit's practice squad on Sept. 2, 2018.
- Waived by Detroit on Sept. 1, 2018.
- Promoted from Detroit's practice squad on Nov. 23, 2016.
- Signed to Detroit's practice squad on Sept. 4, 2016.
- Waived by Detroit on Sept. 3, 2016.
- 6th-round pick (191st overall) by Detroit in the 2016 NFL draft.

### CAREER HIGHLIGHTS:

- Played in 3 career games.

### 2018 (DETROIT):

- Spent the entire season on Detroit's practice squad.

### 2017 (DETROIT):

- Played in 3 games.
- Dressed but did not play in 13 games.
- Completed 3-of-5 passes (60.0 pct.) for 24 yards for a QB rating of 32.5.

**VS. ARIZONA (9/10):** Played but did not record any stats.

- Made his NFL debut.

**AT BALTIMORE (12/3):** 3-of-5 passing (60.0 pct.) for 24 yards for a QB rating of 32.5.

- Completed his 1st career pass attempt in the 4th quarter.

### 2016 (DETROIT):

- Inactive for 6 games.
- Spent 2 weeks on Detroit's practice squad.

## BEFORE THE NFL

### COLLEGE (MICHIGAN):

- 1-year starter (2015).
- Transferred from Iowa following his redshirt junior season (2014).

**CAREER:** Started all 13 games at Michigan; Completed 249-of-389 passes (64.0 pct.) for 3,017 yards and 20 TDs; 58 carries for 166 yards (2.9 avg.) and 4 TDs; 1 reception for -3 yards.

- Started 25 games at Iowa; Completed 417-of-691 passes (60.3 pct.) for 4,819 yards and 34 TDs; 134 carries for 394 yards (2.9 avg.) and 8 TDs.

**SENIOR (2015 AT MICHIGAN):** Started all 13 games; 249-of-389 passing (64.0 pct.) for 3,017 yards and 20 TDs; 58 carries for 166 yards (2.9 avg.) and 4 TDs; 1 reception for -3 yards.

- All-Big Ten honorable mention.

**JUNIOR (2014 AT IOWA):** Started 12 games; 213-of-345 passing (61.7 pct.) for 2,436 yards and 16 TDs; 67 carries for 176 yards (2.6 avg.) and 3 TDs.

- His 61.7 completion percentage ranked 2nd in the Big Ten.
- His 133.5 passer efficiency ranked 4th in the Big Ten.

**SOPHOMORE (2013 AT IOWA):** Started all 13 games; 204-of-346 passing (59.0 pct.) for 2,383 yards and 18 TDs; 67 carries for 218 yards (3.3 avg.) and 5 TDs.

**REDSHIRT FRESHMAN (2012 AT IOWA):**

- Did not appear in any games.
- Redshirted in 2011.

### HIGH SCHOOL (ST. THOMAS AQUINAS – FORT LAUDERDALE, FLA.)

- Also lettered in baseball.

**CAREER:** Left school as career record-holder for total yards (5,082), TD passes (73), completions (301), attempts (467), completion pct. (64.0), efficiency rating (200.0) and wins as a starting QB (31).

**SENIOR (2010):**

- Led team to 15-0 record and national championship.
- 1st-team all-state.
- South Florida Player of the Year.

**JUNIOR (2009):**

- Led team to 14-1 record and regional title.
- 2nd-team all-county.

**SOPHOMORE (2008):**

- Led team to 15-0 record and national championship.

## OFF THE FIELD

### PERSONAL:

- **GRADUATE DEGREE:** Kinesiology
- **PRONUNCIATION:** Last name is pronounced ROO-dock.

- **MAJOR:** Interdepartmental Studies/Pre-Medicine with a minor in Anthropology and Global Health Studies

## JAKE RUDOCK'S NFL REGULAR SEASON STATS

| YEAR | TEAM | GP | GS | ATT | CMP | PCT | YDS | Y/A | TD | INT | LG | SK/YDS | RATE |
|---|---|---|---|---|---|---|---|---|---|---|---|---|---|
| 2017 | DETROIT | 3 | 0 | 5 | 3 | 60.0 | 24 | 4.8 | 0 | 1 | 13 | 0/0 | 32.5 |
| 2018 | DETROIT | | | PRACTICE SQUAD | | | | | | | | | |
| | **NFL TOTALS** | **3** | **0** | **5** | **3** | **60.0** | **24** | **4.8** | **0** | **1** | **13** | **0/0** | **32.5** |

### SINGLE-GAME CAREER HIGHS

| | | |
|---|---|---|
| **Pass Attempts:** | 5 | at Baltimore, 12/3/17 |
| **Completions:** | 3 | at Baltimore, 12/3/17 |
| **Completion Pct.:** | 60.0 | at Baltimore, 12/3/17 |
| **Passing Yards:** | 24 | at Baltimore, 12/3/17 |

# 7 JASON SANDERS

KICKER // 5-11 // 186 // NEW MEXICO '18
ACQUIRED: D7B, '18
HOMETOWN: ORANGE, CALIF. // BORN: 11/16/95
NFL: SECOND SEASON // DOLPHINS: SECOND SEASON

## NFL CAREER

### TRANSACTIONS:

- 7th-round pick (229th overall) by Miami in the 2018 NFL draft.

### CAREER HONORS:

- 2018 PFWA All-Rookie Team.

### CAREER HIGHLIGHTS:

- Played in 16 career games.
- 18-for-20 field goals (90.0 pct.); 35-for-36 extra points (97.2 pct.).
- His 90.0 field goal percentage in 2018 was 8th-best in the league and 5th-best in Dolphins history:

**DOLPHINS ALL-TIME SINGLE-SEASON FIELD GOAL PERCENTAGE LEADERS**

| | PLAYER | YEAR | FGM | FGA | PCT. |
|---|---|---|---|---|---|
| 1. | Jay Feely | 2007 | 21 | 23 | 91.3 |
| | Cody Parkey | 2017 | 21 | 23 | 91.3 |
| 3. | Olindo Mare | 2001 | 19 | 21 | 90.5 |
| 4. | Olindo Mare | 2000 | 28 | 31 | 90.3 |
| **5.** | **JASON SANDERS** | **2018** | **18** | **20** | **90.0** |

- Was 1 of just 4 NFL kickers to appear in all 16 games and miss 2 or fewer field goals in 2018.

### 2018 (MIAMI):

- Played in all 16 games.
- 18-for-20 field goals (90.0 pct.); 35-for-36 extra points (97.2 pct.).
- Was 1 of just 4 NFL kickers to appear in all 16 games and miss 2 or fewer field goals.

**VS. TENNESSEE (9/9):** 2-for-2 field goals (100.0 pct.); 3-for-3 extra points (100.0 pct.)

- Made his NFL debut and 1st NFL field goal.

**VS. CHICAGO (10/14):** 3-for-3 field goals (100.0 pct.); 2-for-2 extra points (100.0 pct.).

- Converted a 25-yard field goal in the 3rd quarter to extend Miami's lead 21-13.
- Hit a 47-yard field goal as overtime expired to give the Dolphins a 31-28 win. It was the second-longest game-winning field goal in overtime by a rookie since 1974. Rams K Greg Zuerlein kicked a game-winning 54-yarder as a rookie on 12/2/12.
- It was the first multi-field goal performace of his career.

**AT GREEN BAY (11/11):** 4-for-4 field goals (100.0 pct.).

- Hit field goals from 37, 25, 47 and 40 yards.

### HONORS:

- PFWA All-Rookie Team.

## BEFORE THE NFL

### COLLEGE (NEW MEXICO):

- 4-year letterman (2014-17).

**CAREER:** Played in 50 games; 25-of-35 field goals (71.4 pct.) and 111-of-112 PATs (99.1 pct.) for 186 points; 9 special teams tackles; 1 special teams forced fumble; 266 kickoffs and 195 touchbacks.

- Set a school record for consecutive extra points made with 81.
- Set a school record for most 50+ yard field goals (4).

**SENIOR (2017):** Played in all 12 games; 10-of-15 field goals (66.7 pct.) and 28-of-28 PATs (100.0

pct.) for 58 points; 1 special teams tackle; 48 kickoffs and 39 touchbacks.
- His 81.3 touchback percentage was 3rd in FBS.

**JUNIOR (2016):** Played in all 13 games; 12-of-13 field goals (92.3 pct.) and 61-of-62 PATs (98.4 pct.) for 97 points; 3 special teams tackles; 84 kickoffs and 69 touchbacks.
- His 83.8 touchback percentage led all of FBS.
- His 59 extra points made set a school record.

**SOPHOMORE (2015):** Played in all 13 games; 3-of-7 field goals (42.9 pct.) and 22-of-22 PATs (100.0 pct.) for 31 points; 72 kickoffs and 50 touchbacks.

**TRUE FRESHMAN (2014):** Played in all 12 games; 5 special teams tackles; 1 special teams forced fumble; 62 kickoffs and 37 touchbacks.

### HIGH SCHOOL (VILLA PARK HS – VILLA PARK, CALIF.)
- Also played soccer.

**SENIOR (2013):** 7-of-12 field goals (58.3 pct.) and 31-of-34 PATs (91.2 pct.); 26 punts for 1,170 yards (45.0 avg.); 57 kickoffs and 38 touchbacks.
- Named his league's Special Teams Player of the Year.

**JUNIOR (2012):** 8-of-15 field goals (53.3 pct.) and 43-of-46 PATs (93.5 pct.); 47 punts for 2,157 yards (45.9 avg.); 81 kickoffs and 54 touchbacks.
- 1st-team all-league.
- 2nd-team all-state.

### JASON SANDERS' NFL REGULAR SEASON STATS

| YEAR | TEAM | GP | FGM | FGA | PCT | LG | XPM | XPA | PCT | PTS |
|---|---|---|---|---|---|---|---|---|---|---|
| 2018 | MIAMI | 16 | 18 | 20 | 90.0 | 50 | 35 | 36 | 97.2 | 89 |
| | **NFL TOTALS** | **16** | **18** | **20** | **90.0** | **50** | **35** | **36** | **97.2** | **89** |

### SANDERS' GAME-TYING OR WINNING 4TH QUARTER/OVERTIME KICKS (1)

| | DATE | OPP | SITUATION | DIST. | W/L | FINAL SCORE |
|---|---|---|---|---|---|---|
| 1. | 10/14/18 | vs. Chi. | Tied 28-28 on the final play of overtime | 47 yards | W | 31-28* |

** Overtime game*

### ADDITIONAL STATS
**Kickoffs:** 69 kickoffs and 55 touchbacks in 2018.

# 26 MAURICE SMITH

**SAFETY // 6-0 // 194 // GEORGIA '17**
**ACQUIRED: FA, '17**
**HOMETOWN: MISSOURI CITY, TEXAS // BORN: 6/14/95**
**NFL: THIRD SEASON // DOLPHINS: THIRD SEASON**

## NFL CAREER

### TRANSACTIONS:
- Promoted from Miami's practice squad on Dec. 21, 2018.
- Signed to Miami's practice squad on Oct. 31, 2018.
- Waived by Miami on Oct. 29, 2018.
- Signed by Miami on Oct. 17, 2018.
- Waived by Miami on Oct. 15, 2018.
- Promoted from Miami's practice squad on Sept. 18, 2018.
- Signed to Miami's practice squad on Sept. 5, 2018.
- Waived on Sept. 4, 2018.
- Signed by Miami as an undrafted college free agent on May 5, 2017.

### CAREER HIGHLIGHTS:
- Played in 13 career games.
- 5 solo tackles and 2 passes defensed.
- 1 solo special teams tackle.

### 2018 (MIAMI):
- Played in 7 games.
- Inactive for 1 game.
- 4 solo tackles and 1 pass defensed.
- 1 solo special teams tackle.
- Promoted from Miami's practice squad on Dec. 21.
- Waived by Miami on Oct. 29.
- Signed by Miami on Oct. 17.
- Waived by Miami on Oct. 15.
- Promoted from Miami's practice squad on Sept. 18.

**AT NEW ENGLAND (9/30):** 3 solo tackles and 1 pass defensed.

**AT BUFFALO (12/30):** 1 solo tackle; 1 solo special teams tackle.

### 2017 (MIAMI):

- Played in 6 games.
- Inactive for 5 games.
- Missed the rest of the season after being placed on the non-football illness list on Dec. 2.

**AT L.A. CHARGERS (9/17):** Played but did not record any stats.

- Made his NFL debut.

**VS. OAKLAND (11/5):** 1 solo tackle and 1 pass defensed.

- Broke up a QB Derek Carr pass intended for WR Amari Cooper in the 2nd quarter.

## BEFORE THE NFL

### COLLEGE (GEORGIA):

- 1-year starter (2016) at Georgia.
- Graduate transfer from Alabama following his junior season (2015).
- 3-year letterman at Alabama (2013-15).

**CAREER:** Played in all 13 games with 11 starts at Georgia; 50 tackles (32 solo), 1 sack, 2 interceptions, 5 passes defensed and 2 forced fumbles.

- Played in 40 games with 2 starts at Alabama; 38 tackles (19 solo), 1.5 sacks, 5 passes defensive and 1 fumble recovery.

**SENIOR (2016 AT GEORGIA):** Played in all 13 games with 11 starts; 50 tackles (32 solo), 1 sack, 2 interceptions, 5 passes defensed and 2 forced fumbles.

- Team captain.

**JUNIOR (2015 AT ALABAMA):** Played in all 15 games; 15 tackles (7 solo), 1 sack, 1 pass defensed and 1 forced fumble.

- Helped his school win the College Football Playoff National Championship.

**SOPHOMORE (2014 AT ALABAMA):** Played in all 14 games with 1 start; 10 tackles (7 solo), 0.5 sacks and 1 pass defensed.

**TRUE FRESHMAN (2013 AT ALABAMA):** Played in 11 games with 1 start; 13 tackles (5 solo) and 3 passes defensed.

### HIGH SCHOOL (DULLES HS – SUGAR LAND, TEXAS)

- Played defensive back and wide receiver.

**SENIOR (2012):** 1 interception; 21 receptions for 389 yards (18.5 avg.) and 7 TDs.

**JUNIOR (2011):** 63 tackles and 3 interceptions.

## OFF THE FIELD

### COMMUNITY:

- Participated in the 2018 AARP Foundation Million Meal Pack to pack more than 1 million meals in a single day for older adults in the South Florida community.

### PERSONAL:

- **MAJOR:** Exercise science.

## MAURICE SMITH'S NFL REGULAR SEASON STATS

| | | | | TACKLES | | | | | INTERCEPTIONS | | | | | FUMBLES | |
|---|---|---|---|---|---|---|---|---|---|---|---|---|---|---|---|
| YEAR | TEAM | GP | GS | TOT | SOLO | ASST | SK | YDS | INT | YDS | LG | TD | PD | FF | FR |
| 2017 | MIAMI | 6 | 0 | 1 | 1 | 0 | 0.0 | 0.0 | 0 | 0 | 0 | 0 | 1 | 0 | 0 |
| 2018 | MIAMI | 7 | 0 | 4 | 4 | 0 | 0.0 | 0.0 | 0 | 0 | 0 | 0 | 1 | 0 | 0 |
| | **NFL TOTALS** | **13** | **0** | **5** | **5** | **0** | **0.0** | **0.0** | **0** | **0** | **0** | **0** | **2** | **0** | **0** |

### ADDITIONAL STATS

**Special Teams Tackles:** 1 in 2018.

### SINGLE-GAME CAREER HIGHS

| | | |
|---|---|---|
| **Tackles:** | 3 | at New England, 9/30/18 |
| **Passes Defensed:** | 1 | twice, last: at New England, 9/30/18 |

# 81 DURHAM SMYTHE

TIGHT END // 6-6 // 260 // NOTRE DAME '18
ACQUIRED: D4A, '18
HOMETOWN: BELTON, TEXAS // BORN: 8/9/95
NFL: SECOND SEASON // DOLPHINS: SECOND SEASON

## NFL CAREER

### TRANSACTIONS:

- 4th-round pick (123rd overall) by Miami in the 2018 NFL draft.

### CAREER HIGHLIGHTS:

- Played in 15 career games with 2 starts.
- 6 receptions for 50 yards (8.3 avg.).
- 1 kickoff return for 0 yards (0.0 avg.).

### 2018 (MIAMI):

- Played in 15 games with 2 starts.
- Inactive for 1 game.
- 6 receptions for 50 yards (8.3 avg.).
- 1 kickoff return for 0 yards (0.0 avg.).

**AT INDIANAPOLIS (11/25):** 2 receptions for 27 yards (13.5 avg.).
- Made 1st career start.
- Made 1st career reception on a 21-yard pass from QB Ryan Tannehill.

**VS. JACKSONVILLE (12/23):** 1 reception for 9 yards (9.0 avg.).

**AT BUFFALO (12/30):** 3 receptions for 14 yards (4.7 avg.).

## BEFORE THE NFL

### COLLEGE (NOTRE DAME):

- 4-year letterman (2014-17) and 2-year starter.

**CAREER:** Played in 41 games with 28 starts; 28 receptions for 381 yards (13.6 avg.) and 6 TDs.

**SENIOR (2017):** Started all 13 games; 15 receptions for 244 yards (16.3 avg.) and 1 TD.
- Helped block for the 7th-best rushing offense in FBS (269.3 rushing yards per game), the school's best finish since 1995.
- Helped the school set a single-season rushing record with 3,503 rushing yards.

**JUNIOR (2016):** Started all 12 games; 9 receptions for 112 yards (12.4 avg.) and 4 TDs.

**SOPHOMORE (2015):** 3 starts; 3 receptions for 18 yards (6.0 avg.) and 1 TD.

**REDSHIRT FRESHMAN (2014):** Played in all 13 games; 1 reception for 7 yards.
- Redshirted in 2013.

### HIGH SCHOOL (BELTON HS – BELTON, TEXAS)

- Played defensive end as a freshman before moving to tight end.

**SENIOR (2012):** 37 receptions for 547 yards (14.8 avg.) and 6 TDs.
- 1st-team all-district.

**JUNIOR (2011):** 22 receptions for 341 yards (15.5 avg.) and 3 TDs.
- 1st-team all-district.

**SOPHOMORE (2010):** 8 receptions for 120 yards (15.0 avg.) and 2 TDs.

## OFF THE FIELD

### PERSONAL:

- **PRONUNCIATION:** Last name is pronounced sm-eye-th.
- **MAJOR:** Sociology.

## DURHAM SMYTHE'S NFL REGULAR SEASON STATS

| | | | | RECEIVING | | | | | RUSHING | | | | |
|---|---|---|---|---|---|---|---|---|---|---|---|---|---|
| YEAR | TEAM | GP | GS | REC | YDS | AVG | LG | TD | ATT | YDS | AVG | LG | TD |
| 2018 | MIAMI | 15 | 2 | 6 | 50 | 8.3 | 21 | 0 | 0 | 0 | 0.0 | - | 0 |
| | **NFL TOTALS** | **15** | **2** | **6** | **50** | **8.3** | **21** | **0** | **0** | **0** | **0.0** | **-** | **0** |

### ADDITIONAL STATS

**Kickoff Returns:** 1 for 0 yards in 2018.
**Miscellaneous Fumble Recoveries:** 1 in 2018.

# 93 AKEEM SPENCE

DEFENSIVE TACKLE // 6-1 // 303 // ILLINOIS '13
ACQUIRED: T, '18 (DET.)
HOMETOWN: FORT WALTON BEACH, FLA. // BORN: 11/29/91
NFL: SEVENTH SEASON // DOLPHINS: SECOND SEASON

## NFL CAREER

### TRANSACTIONS:

- Traded from Detroit to Miami on May 3, 2018.
- Signed by Detroit as an unrestricted free agent from Tampa Bay on March 9, 2017.
- 4th-round pick (100th overall) by Tampa Bay in the 2013 NFL draft.

### CAREER HIGHLIGHTS:

- Played in 88 career games with 57 starts.
- 177 tackles (106 solo), 10.5 sacks, 1 forced fumble and 3 fumble recoveries.
- 1 special teams fumble recovery.
- Has played in 48 consecutive games.

### 2018 (MIAMI):

- Started all 16 games.
- 42 tackles (23 solo) and 2 sacks.

- 1 special teams fumble recovery.

**VS. TENNESSEE (9/9):** 4 tackles (2 solo).
- Made Dolphins debut.

**VS. N.Y. JETS (11/4):** 3 tackles (2 solo) and 2 sacks.
- Sacked QB Sam Darnold on 2nd-and-16 for a loss of 10 yards with 7:38 remaining in the game.
- Sacked QB Sam Darnold again on 3rd-and-10 for a loss of 5 yards with 3:07 remaining in the game.
- It was the 1st multi-sack game of his career.

**AT INDIANAPOLIS (11/25):** 7 solo tackles.
- Recovered a punt that was deflected by LB Kiko Alonso in the 3rd quarter.

### 2017 (DETROIT):
- Played in all 16 games with 11 starts.
- 39 tackles (19 solo), 3 sacks and 1 forced fumble.

**VS. CAROLINA (10/8):** 3 tackles (2 solo), 1 sack and 1 forced fumble.
- Strip-sacked QB Cam Newton on a 3rd down in the 4th quarter, forcing a loss of 8 yards and a missed field goal on the next snap.

**VS. CHICAGO (12/16):** 2 solo tackles and 1 sack.

**AT CINCINNATI (12/24):** 8 tackles (3 solo).

### 2016 (TAMPA BAY):
- Played in all 16 games with 4 starts.
- 19 tackles (10 solo) and 0.5 sacks.

**VS. DENVER (10/2):** 5 tackles (1 solo) and 0.5 sacks.

**VS. ATLANTA (11/3):** 4 tackles (3 solo).

**AT SAN DIEGO (12/4):** 2 solo tackles.

### 2015 (TAMPA BAY):
- Played in 8 games with 7 starts.
- Inactive for 1 contest.
- Missed the 1st 5 games on the physically unable to perform list.
- Missed the final 2 contests after being placed on injured reserve on Dec. 26.
- 11 tackles (8 solo).

**VS. N.Y. GIANTS (11/8):** 3 tackles (2 solo).

**AT INDIANAPOLIS (11/29):** 3 solo tackles.

### 2014 (TAMPA BAY):
- Played in all 16 games with 5 starts.
- 37 tackles (27 solo), 3 sacks and 2 fumble recoveries.

**AT CLEVELAND (11/2):** 4 tackles (3 solo) and 1 sack.

**AT CAROLINA (12/14):** 3 tackles (2 solo) and 1 fumble recovery.
- Recovered a fumble by RB Jonathan Stewart in the 3rd quarter.

**VS. NEW ORLEANS (12/28):** 3 tackles (2 solo) and 1 sack.

### 2013 (TAMPA BAY):
- Played in all 16 games with 14 starts.
- 29 tackles (19 solo), 1 sack and 1 fumble recovery.

**AT N.Y. JETS (9/8):** 2 solo tackles and 1 fumble recovery.
- Started in his NFL debut.

**AT NEW ENGLAND (9/22):** 4 tackles (3 solo) and 1 sack.
- Recorded his 1st career sack, a 6-yard loss of QB Tom Brady.

**VS. SAN FRANCISCO (12/15):** 3 solo tackles.

## BEFORE THE NFL

### COLLEGE (ILLINOIS):
- 3-year starter (2010-12).

**CAREER:** Started all 38 games; 186 tackles (65 solo), 3.5 sacks and 2 forced fumbles.
- Started 38 consecutive games – every contest in his collegiate career.

**JUNIOR (2012):** Started all 12 games; 72 tackles (32 solo), 1 sack and 1 forced fumble.
- All-Big Ten honorable mention.

**SOPHOMORE (2011):** Started all 13 games; 69 tackles (18 solo), 1.5 sacks and 1 forced fumble.

**REDSHIRT FRESHMAN (2010):** Started all 13 games; 45 tackles (15 solo) and 1 sack.
- 1st-team Freshman All-American.
- Redshirted in 2009.

### HIGH SCHOOL (FORT WALTON BEACH HS – FORT WALTON BEACH, FLA.)
- Also threw shot put and discus in track.

**SENIOR (2008):** 80 tackles and 5 sacks.

**JUNIOR (2007):** 67 tackles and 2 sacks.

## OFF THE FIELD

### COMMUNITY:
- Signed autographs during the 2019 Dolphins Cancer Challenge.
- Participated in the 2019 Miami Open community outreach event at the Sofer animal shelter.

### PERSONAL:
- **MAJOR:** Communications.

## AKEEM SPENCE'S NFL REGULAR SEASON STATS

| | | | | TACKLES | | | | | INTERCEPTIONS | | | | | FUMBLES | |
|---|---|---|---|---|---|---|---|---|---|---|---|---|---|---|---|
| YEAR | TEAM | GP | GS | TOT | SOLO | ASST | SK | YDS | INT | YDS | LG | TD | PD | FF | FR |
| 2013 | TAMPA BAY | 16 | 14 | 29 | 19 | 10 | 1.0 | 6.0 | 0 | 0 | 0 | 0 | 0 | 0 | 1 |
| 2014 | TAMPA BAY | 16 | 5 | 37 | 27 | 10 | 3.0 | 15.5 | 0 | 0 | 0 | 0 | 0 | 0 | 2 |
| 2015 | TAMPA BAY | 8 | 7 | 11 | 8 | 3 | 1.0 | 1.0 | 0 | 0 | 0 | 0 | 0 | 0 | 0 |
| 2016 | TAMPA BAY | 16 | 4 | 19 | 10 | 9 | 0.5 | 0.5 | 0 | 0 | 0 | 0 | 0 | 0 | 0 |
| 2017 | DETROIT | 16 | 11 | 39 | 19 | 20 | 3.0 | 23.0 | 0 | 0 | 0 | 0 | 0 | 1 | 0 |
| 2018 | MIAMI | 16 | 16 | 42 | 23 | 19 | 2.0 | 10.0 | 0 | 0 | 0 | 0 | 0 | 0 | 1 |
| | **NFL TOTALS** | **88** | **57** | **177** | **106** | **71** | **10.5** | **56.0** | **0** | **0** | **0** | **0** | **0** | **1** | **4** |

## SINGLE-GAME CAREER HIGHS

| | | |
|---|---|---|
| **Tackles:** | 8 | at Cincinnati, 12/24/17 |
| **Sacks:** | 2 | vs. NY Jets, 11/4/18 |
| **Passes Defensed:** | 1 | at Oakland, 9/28/14 |
| **Forced Fumbles:** | 1 | vs. Carolina, 10/8/17 |
| **Fumble Recoveries:** | 1 | 3 times, last: at Carolina, 12/14/14 |

# 74 ZACH STERUP

TACKLE // 6-9 // 323 // NEBRASKA '15
ACQUIRED: FA, '17
HOMETOWN: HASTINGS, NEB. // BORN: 5/14/92
NFL: THIRD SEASON // DOLPHINS: THIRD SEASON

## NFL CAREER

### TRANSACTIONS:

- Signed by Miami on Nov. 7, 2017.
- Signed to Cleveland's practice squad on Sept. 9, 2017.
- Waived by Cleveland on Sept. 7, 2017.
- Signed by Cleveland on Jan. 2, 2017.
- Signed to Cleveland's practice squad on Dec. 5, 2016.
- Released from the N.Y. Jets practice squad on Nov. 29, 2016.
- Signed to the N.Y. Jets practice squad on Nov. 9, 2016.
- Released from Kansas City's practice squad on Nov. 8, 2016.
- Signed to Kansas City's practice squad on Nov. 2, 2016.
- Waived by Kansas City on Sept. 3, 2016.
- Signed by Kansas City as an undrafted college free agent on May 10, 2016.

### CAREER HIGHLIGHTS:

- Played in 12 career games with 2 starts.

### 2018 (MIAMI):

- Played in 6 games with 1 start.
- Inactive for 10 games.

**VS. N.Y. JETS (11/4):** Played 24 snaps at left and right tackle due to injuries on the offensive line.

**AT GREEN BAY (11/11):** Started at left tackle for an injured T Laremy Tunsil.

### 2017 (MIAMI/CLEVELAND):

- Played in 6 games with 1 start for Miami.
- Inactive for 2 games with Miami.
- Signed by Miami on Nov. 7.
- Spent 8 weeks on Cleveland's practice squad.
- Spent the offseason and training camp with Cleveland before being waived on Sept. 7.

**AT NEW ENGLAND (11/26):** Played but did not record any stats.

- Made his NFL debut.

**VS. BUFFALO (12/31):** Started at left tackle.

- Made his 1st NFL start.

### 2016 (CLEVELAND/N.Y. JETS/KANSAS CITY):

- Spent time on the practice squads of Kansas City, N.Y. Jets and Cleveland.
- Spent the offseason and training camp with Kansas City before being waived on Sept. 3.

## BEFORE THE NFL

### COLLEGE (NEBRASKA):

- 4-year letterman (2012-15) and 2-year starter.

**CAREER:** Played in 31 games with 16 starts.

**SENIOR (2015):** Played in 9 games with 6 starts at both guard and tackle.

- Husker Pride Award winner, given to the player the coaching staff recognizes as being someone who has represented Nebraska football for all the right reasons and has represented Nebraska both on and off the field in a first-class manner.

**JUNIOR (2014):** Started 10 games at right tackle.

**SOPHOMORE (2013):** Played in 11 games.

**REDSHIRT FRESHMAN (2012):** Played in 4 games.

- Redshirted in 2011.

### HIGH SCHOOL (ST. CECILIA HS – HASTINGS, NEB.)

- Played offensive and defensive line.
- Also played basketball and helped his school win 3 straight state championships.

**SENIOR (2010):** 58 tackles and 4 sacks.

- Helped his team win the state title.
- 1st-team all-state.

## OFF THE FIELD

### COMMUNITY:

- Road a bike 14 miles to raise money in the 2019 Dolphins Cancer Challenge

- Is actively involved in the Team Jack Foundation, funding research for pediatric brain cancer.

## PERSONAL:

- **PRONUNCIATION:** Last name is pronounced STIR-up.
- **MAJOR:** Economics and finance.

## ZACH STERUP'S NFL REGULAR SEASON STATS

**GAMES/STARTS:** 2017: 6/1, 2018: 6/1 — **NFL TOTALS: 12/2**

# 10 KENNY STILLS

WIDE RECEIVER // 6-1 // 202 // OKLAHOMA '13
ACQUIRED: T, 2015 (N.O.)
HOMETOWN: SAN DIEGO, CALIF. // BORN: 4/22/92
NFL: SEVENTH SEASON // DOLPHINS: FIFTH SEASON

## NFL CAREER

### TRANSACTIONS:

- Traded from New Orleans to Miami on March 13, 2015.
- 5th-round pick (144th overall) by New Orleans in the 2013 NFL draft.

### CAREER HONORS:

- 2018 Nat Moore Community Service Award.
- 2018 Walter Payton Man of the Year Nominee.
- 2017 Nat Moore Community Service Award.
- 2017 Walter Payton Man of the Year Nominee.
- 2016 Nat Moore Community Service Award.

### CAREER HIGHLIGHTS:

- Played in 94 career games with 71 starts.
- 259 receptions for 4,138 yards (16.0 avg.) and 32 TDs.
- 1-of-1 passing (100.0 pct.) for 3 yards (3.0 avg.) and 1 TD.
- 2 punt returns for 6 yards (3.0 avg.).
- Is 1 of just 5 NFL WRs to catch at least 6 TDs in each season from 2016-18.
- Is 1 of just 3 NFL players (A.J. Green and T.Y. Hilton) with 25+ receptions and a a 14+ yards per catch average in each season from 2013-18.
- Had a streak of 70 consecutive games played and 40 consecutive starts snapped when he missed the Oct. 25, 2018 game at Houston.
- Missed just 2 games in his 6-year NFL career.
- Is 3rd in the NFL with 14 20+ yard TD receptions since 2016.
- Has caught at least 1 pass in 42 straight games he's played in.
- Is 2nd in the NFL in yards per catch since entering the league in 2013 (min. 200 rec.):

**NFL RECEIVING AVERAGE LEADERS (2013-18)**

| | PLAYER | TEAM(S) | REC | YDS | AVG |
|---|---|---|---|---|---|
| 1. | DeSean Jackson | Phi./Was./TB | 315 | 5,476 | 17.4 |
| **2.** | **KENNY STILLS** | **MIA.** | **259** | **4,138** | **16.0** |
| 3. | T.Y. Hilton | Ind. | 457 | 7,236 | 15.8 |

- His 17.3 yards per catch was 3rd in the NFL in 2016 (min. 32 rec.):

**NFL RECEIVING AVERAGE LEADERS (2016)**

| | PLAYER | TEAM | REC | YDS | AVG |
|---|---|---|---|---|---|
| 1. | DeSean Jackson | Washington | 56 | 1,005 | 17.9 |
| 2. | Chris Hogan | NE | 38 | 680 | 17.9 |
| **3.** | **KENNY STILLS** | **MIAMI** | **42** | **726** | **17.3** |
| 4. | Julio Jones | Atlanta | 83 | 1,409 | 17.0 |
| 5. | Marvin Jones | Detroit | 55 | 930 | 16.9 |

- Tied for 6th in the NFL in touchdown receptions in 2016:

**NFL RECEIVING TD LEADERS (2016)**

| | PLAYER | TEAM | REC | YDS | TD |
|---|---|---|---|---|---|
| 1. | Jordy Nelson | Green Bay | 97 | 1,257 | 14 |
| 2. | Davante Adams | Green Bay | 75 | 997 | 12 |
| | Antonio Brown | Pittsburgh | 106 | 1,284 | 12 |
| | Mike Evans | Tampa Bay | 96 | 1,321 | 12 |
| 5. | Odell Beckham Jr. | N.Y. Giants | 101 | 1,367 | 10 |
| **6.** | **KENNY STILLS** | **MIAMI** | **42** | **726** | **9** |
| | Rishard Matthews | Tennessee | 65 | 945 | 9 |
| | Michael Thomas | New Orleans | 92 | 1,137 | 9 |

- Led the NFL in yards per reception as a rookie in 2013:

**NFL RECEIVING AVERAGE LEADERS (2013)**

| | PLAYER | TEAM | REC | YDS | AVG |
|---|---|---|---|---|---|
| **1.** | **KENNY STILLS** | **NO** | **32** | **641** | **20.0** |
| 2. | Josh Gordon | Cleveland | 87 | 1,646 | 18.9 |
| 3. | Riley Cooper | Philadelphia | 47 | 835 | 17.8 |
| 4. | Calvin Johnson | Detroit | 84 | 1,492 | 17.8 |
| 5. | Torrey Smith | Baltimore | 65 | 1,128 | 17.4 |

### 2018 (MIAMI):

- Started 15 games.
- Inactive for 1 game.
- 37 receptions for 553 yards (14.9 avg.) and 6 TDs; 1-of-1 passes (100.0 pct.) for 3 yards and 1 TD; 2 punt returns for 6 yards (3.0 avg.).
- Served as a season-long team captain.

**VS. TENNESSEE (9/9):** 4 receptions for 106 yards (26.5 avg.) and 2 TDs.

- Caught a 10-yard TD pass from QB Ryan Tannehill in the 2nd quarter.
- Hauled in a 75-yard TD catch in the 4th quarter to give Miami a 24-10 lead. It was the 2nd-longest reception of his career.
- This was the 3rd multi-TD game of his career.

**AT BUFFALO (12/30):** 3 receptions for 27 yards (9.0 avg.); 1-of-1 passes for 3 yards (3.0 avg.) and 1 TD.

- Completed a 3-yard TD pass to QB Ryan Tannehill in the 2nd quarter.
- It was his first career passing TD.

**VS. NEW ENGLAND (12/9):** 8 receptions for 135 yards (16.9 avg.) and 1 TD.

- Caught a 7-yard TD pass from QB Ryan Tannehill on the opening drive to give Miami a 7-6 lead.
- Made a 43-yard reception in the 2nd quarter to surpass 4,000 career receiving yards.

**HONORS:**

- Nat Moore Community Service Award winner.
- Walter Payton Man of the Year nominee.

### 2017 (MIAMI):

- Started all 16 games.
- 58 receptions for 847 yards (14.6 avg.) and 6 TDs.
- Selected by teammates to serve as a season-long team captain.

**AT BALTIMORE (10/26):** 5 receptions for 65 yards (13.0 avg.).

- Eclipsed 3,000 career receiving yards.
- At the time, became 1 of 62 active NFL wide receivers to top 3,000 career receiving yards.

**VS. TAMPA BAY (11/19):** 7 receptions for 180 yards (25.7 avg.) and 1 TD.

- His 180 receiving yards tied for the seventh-most in a game in team history.
- His 25.7 yards per catch in the game was the 4th-best mark in a single game in team history.
- It was the 5th 100-yard game of his career.

**VS. DENVER (12/3):** 5 receptions for 98 yards (19.6 avg.) and 1 TD.

**HONORS:**

- Nat Moore Community Service Award winner.
- Walter Payton Man of the Year nominee.

### 2016 (MIAMI):

- Started all 16 games.
- 42 receptions for 726 yards (17.3 avg.) and 9 TDs.
- 9 TD receptions led the team and were tied for 6th in the NFL.
- 17.3 yards per reception was 3rd in the NFL.
- 13.0 yards at catch average was 2nd in the league.
- Caught a touchdown in each of the final 4 regular season games.

**VS. BUFFALO (10/23):** 5 receptions for 100 yards (20.0 avg.) and 1 TD.

- Caught a 66-yard TD pass from QB Ryan Tannehill with 2:24 remaining to put Miami up 28-17.
- It was the fourth 100-yard game of his career.

**VS. ARIZONA (12/11):** 6 receptions for 97 yards (16.2 avg.) and 1 TD.

- Caught a 29-yard pass from QB Matt Moore to place Miami at the Arizona 1-yard line, setting up a K Andrew Franks 21-yard field goal to win the game.

**AT N.Y. JETS (12/17):** 1 reception for 52 yards (52.0 avg.) and 1 TD.

- Caught a 52-yard TD pass from QB Matt Moore in the second quarter to give Miami a 13-7 lead.

**POSTSEASON:**

**AFC WILD CARD AT PITTSBURGH (1/8):** 5 receptions for 82 yards (16.4 avg.).

**HONORS:**

- Nat Moore Community Service Award winner.

### 2015 (MIAMI):

- Played in all 16 games with 8 starts.
- 27 receptions for 440 yards (16.3 avg.) and 3 TDs.

**AT WASHINGTON (9/13):** 1 reception for 12 yards (12.0 avg.).

- Made his Dolphins debut.

**VS. N.Y. JETS (10/4):** 5 receptions for 81 yards (16.2 avg.) and 1 TD.

- Hauled in a 10-yard TD pass from QB Ryan Tannehill in the fourth quarter.

**AT BUFFALO (11/8):** 3 receptions for 74 yards (24.7 avg.).

**VS. N.Y. GIANTS (12/14):** 2 receptions for 49 yards (24.5 avg.) and 1 TD.

- Caught a 47-yard TD pass from QB Ryan Tannehill to give Miami a 24-17 third-quarter lead.

### 2014 (NEW ORLEANS):

- Played in 15 games with 6 starts.
- Inactive for 1 game.
- 63 receptions for 931 yards (14.8 avg.) and 3 TDs.

**AT DETROIT (10/19):** 5 receptions for 103 yards (20.6 avg.) and 1 TD.

- It was the 2nd 100-yard game of his career.
- Caught a 46-yard TD pass from QB Drew Brees to give New Orleans a 17-3 lead in the 3rd quarter.

**VS. BALTIMORE (11/24):** 8 receptions for 98 yards (12.3 avg.).

**AT PITTSBURGH (11/30):** 5 receptions for 162 yards (12.3 avg.) and 1 TD.

- His 162 receiving yards were a season high.
- It was the 3rd 100-yard game of his career.
- Hauled in a 69-yard TD pass from QB Drew Brees in the 3rd quarter to give his team a 28-13 lead.

### 2013 (NEW ORLEANS):

- Played in all 16 games with 10 starts.
- 32 receptions for 641 yards (20.0 avg.) and 5 TDs.
- Led the NFL with a 20.0 yards per catch average, the highest by a rookie in Saints history.

**VS. ATLANTA (9/8):** 2 receptions for 86 yards (43.0 avg.).

- Made his NFL debut.

**AT TAMPA BAY (9/15):** 1 reception for 10 yards (10.0 avg.).

- Made his 1st NFL start.

**VS. BUFFALO (10/27):** 3 receptions for 129 yards (43.0 avg.) and 2 TDs.
- It was the 1st 100-yard game and 1st multi-touchdown game of his career.
- His 43.0 receiving average in the game was the 4th-highest in Saints history at the time.
- Caught a 69-yard TD pass from QB Drew Brees to give New Orleans a second-quarter lead.
- Reeled in a 42-yard TD strike from Brees to extend the team's 4th-quarter lead.

**VS. TAMPA BAY (12/29):** 1 reception for 76 yards (76.0 avg.) and 1 TD.
- Caught a 76-yard TD pass from Brees with 2:40 left in the second quarter.

### POSTSEASON:

**NFC WILD CARD AT PHILADELPHIA (1/4):** 3 receptions for 35 yards (11.7 avg.).

**NFC DIVISIONAL AT SEATTLE (1/11):** Played but did not record any stats.

## BEFORE THE NFL

### COLLEGE (OKLAHOMA):

- 3-year starter (2010-12).

**CAREER:** Started 38 games; 204 receptions for 2,594 yards (12.7 avg.) and 24 TDs.
- Left school ranked No. 4 in career receptions, No. 3 in receiving yards and No. 5 in TD catches.

**JUNIOR (2012):** Started all 13 games; 82 receptions for 959 yards (11.7 avg.) and 11 TDs.
- His 82 receptions were 5th on the school's single-season record list at the time.
- Posted 3 100-yard games and 10 games with 6+ receptions.
- 2nd-team All-Big 12.

**SOPHOMORE (2011):** Started 11 games; 61 receptions for 848 yards (13.9 avg.) and 8 TDs.
- His 61 receptions were 2nd on the team and 6th in the Big 12.
- Posted 3 100-yard games and 4 games with 7+ receptions.
- 2nd-team All-Big 12.

**TRUE FRESHMAN (2010):** Started all 14 games; 61 receptions for 786 yards (12.9 avg.) and 5 TDs.
- His 61 receptions and 786 receiving yards broke school records for a freshman.
- 1st-team Freshman All-American.

### HIGH SCHOOL (LA COSTA CANYON – CARLSBAD, CALIF.)

- Broke the San Diego area career record with 3,041 receiving yards.

**SENIOR (2009):** 45 receptions for 914 yards (20.3 avg.) and 10 TDs.
- 1st-team All-CIF honors.

**JUNIOR (2008):** 62 receptions for 1,500 yards (24.2 avg.) and 17 TDs.

## OFF THE FIELD

### COMMUNITY:

- 3-time winner (2016-18) of the Dolphins' Nat Moore Community Service Award.
- Selected by the Dolphins as their Walter Payton Man of the Year nominee in both 2017 and 2018.
- Rode a bike 14 miles to help raise money at the 2019 Dolphins Cancer Challenge.
- Participated in a number of 2018 FOOTBALL UNITES™ programs.
- Drove to a number of different states to do community events in numerous locations in the 2018 and 2019 offseasons.
- Helped donate football equipment to Miami's local NFL Youth Education Town center in 2018.
- Attended every community event during the 2016 season on player days off.
- Worked with the Dolphins and the Ross Initiative in Sports for Equality (RISE) to host a town hall meeting in 2016 that brought influential local leaders together with law enforcement to discuss actionable steps that could be taken to address issues of racial inequality and unite the community.
- Helped organize a police ride-along program and has inspired other NFL players to host similar programs in their local communities.
- Helps fund CommUNITY tailgates, which bring local student-athletes, coaches, parents, community leaders, law enforcement and military personnel together at every Dolphins home game.

### PERSONAL:

- **MAJOR:** Communications with an emphasis in broadcasting and electronic media.

## KENNY STILLS' NFL REGULAR SEASON STATS

| | | | | RECEIVING | | | | | RUSHING | | | | |
|---|---|---|---|---|---|---|---|---|---|---|---|---|---|
| YEAR | TEAM | GP | GS | REC | YDS | AVG | LG | TD | ATT | YDS | AVG | LG | TD |
| 2013 | NEW ORLEANS | 16 | 10 | 32 | 641 | 20.0 | 76t | 5 | 3 | 10 | 3.3 | 4 | 0 |
| 2014 | NEW ORLEANS | 15 | 6 | 63 | 931 | 14.8 | 69t | 3 | 1 | -2 | -2.0 | -2 | 0 |
| 2015 | MIAMI | 16 | 8 | 27 | 440 | 16.3 | 47t | 3 | 0 | 0 | 0.0 | 0 | 0 |
| 2016 | MIAMI | 16 | 16 | 42 | 726 | 17.3 | 74t | 9 | 0 | 0 | 0.0 | 0 | 0 |
| 2017 | MIAMI | 16 | 16 | 58 | 847 | 14.6 | 61t | 6 | 0 | 0 | 0.0 | 0 | 0 |
| 2018 | MIAMI | 15 | 15 | 37 | 553 | 14.9 | 75t | 6 | 0 | 0 | 0.0 | 0 | 0 |
| | **NFL TOTALS** | **94** | **71** | **259** | **4138** | **16.0** | **76t** | **32** | **4** | **8** | **2.0** | **4** | **0** |

## KENNY STILLS' NFL REGULAR SEASON RETURNING STATS

| | | KICKOFF RETURN | | | | | PUNT RETURN | | | | | |
|---|---|---|---|---|---|---|---|---|---|---|---|---|
| YEAR | TEAM | KR | YDS | AVG | LG | TD | PR | FC | YDS | AVG | LG | TD |
| 2013 | NEW ORLEANS | 0 | 0 | 0.0 | - | 0 | 0 | 0 | 0 | 0.0 | - | 0 |
| 2014 | NEW ORLEANS | 0 | 0 | 0.0 | - | 0 | 0 | 0 | 0 | 0.0 | - | 0 |
| 2015 | MIAMI | 0 | 0 | 0.0 | - | 0 | 0 | 0 | 0 | 0.0 | - | 0 |
| 2016 | MIAMI | 0 | 0 | 0.0 | - | 0 | 0 | 0 | 0 | 0.0 | - | 0 |
| 2017 | MIAMI | 0 | 0 | 0.0 | - | 0 | 0 | 0 | 0 | 0.0 | - | 0 |
| 2018 | MIAMI | 0 | 0 | 0.0 | - | 0 | 2 | 1 | 6 | 3.0 | 6 | 0 |
| | **NFL TOTALS** | **0** | **0** | **0.0** | **-** | **0** | **2** | **1** | **6** | **3.0** | **6** | **0** |

## KENNY STILLS' NFL PLAYOFF STATS

| | | | | RECEIVING | | | | | RUSHING | | | | |
|---|---|---|---|---|---|---|---|---|---|---|---|---|---|
| YEAR | TEAM | GP | GS | REC | YDS | AVG | LG | TD | ATT | YDS | AVG | LG | TD |
| 2013 | NEW ORLEANS | 2 | 1 | 3 | 35 | 11.7 | 14 | 0 | 1 | 1 | 1.0 | 1 | 0 |
| 2016 | MIAMI | 1 | 1 | 5 | 82 | 16.4 | 36 | 0 | 0 | 0 | 0.0 | 0 | 0 |
| | **PLAYOFF TOTALS** | **3** | **2** | **8** | **117** | **14.6** | **36** | **0** | **1** | **1** | **1.0** | **1** | **0** |

## KENNY STILLS' NFL PLAYOFF RETURNING STATS

| | | KICKOFF RETURN | | | | | PUNT RETURN | | | | | |
|---|---|---|---|---|---|---|---|---|---|---|---|---|
| YEAR | TEAM | KR | YDS | AVG | LG | TD | PR | FC | YDS | AVG | LG | TD |
| 2013 | NEW ORLEANS | 0 | 0 | 0.0 | - | 0 | 0 | 0 | 0 | 0.0 | - | 0 |
| 2016 | MIAMI | 0 | 0 | 0.0 | - | 0 | 0 | 0 | 0 | 0.0 | - | 0 |
| | **NFL TOTALS** | **0** | **0** | **0.0** | **-** | **0** | **0** | **0** | **0** | **0.0** | **-** | **0** |

## ADDITIONAL STATS

**Miscellaneous Tackles:** (New Orleans) 1 in 2013, 1 in 2014, (Miami) 4 in 2016, 3 in 2017, 2 in 2018 for total of 11.
**Special Teams Fumble Recoveries:** (Miami) 1 in 2018.

## SINGLE-GAME CAREER HIGHS

| | | |
|---|---|---|
| **Receptions:** | 8 | twice, last: vs. New England, 12/9/18 |
| **Receiving Yards:** | 180 | vs. Tampa Bay, 11/19/17 |
| **Longest Rec.:** | 76t | vs. Tampa Bay, 12/29/13 |
| **TD Receptions:** | 2 | twice, last: vs. N.Y. Jets, 10/22/17 |

## 100-YARD RECEIVING GAMES (7)

| DATE | OPPONENT | REC | YDS | AVG | LG | TD |
|---|---|---|---|---|---|---|
| 10/27/13 | BUFFALO | 3 | 129 | 43.0 | 69t | 2 |
| 10/19/14 | at Detroit | 5 | 103 | 20.6 | 46t | 1 |
| 11/30/14 | at Pittsburgh | 5 | 162 | 32.4 | 69t | 1 |
| 10/23/16 | BUFFALO | 5 | 100 | 20.0 | 66t | 1 |
| 11/19/17 | TAMPA BAY | 7 | 180 | 25.7 | 61 | 1 |
| 9/9/18 | TENNESSEE | 4 | 106 | 26.5 | 75t | 2 |
| 12/9/18 | NEW ENGLAND | 8 | 135 | 16.9 | 43 | 1 |

## 2013 GAME-BY-GAME STATS (NEW ORLEANS)

| DATE | OPPONENT | P/S | REC | YDS | AVG | LG | TD |
|---|---|---|---|---|---|---|---|
| 09/08 | ATLANTA | 1/0 | 2 | 86 | 43.0 | 67 | 0 |
| 09/15 | at Tampa Bay | 1/1 | 1 | 10 | 10.0 | 10 | 0 |
| 09/22 | ARIZONA | 1/1 | 0 | 0 | 0.0 | - | 0 |
| 09/30 | MIAMI | 1/0 | 4 | 38 | 9.5 | 18 | 0 |
| 10/06 | at Chicago | 1/0 | 0 | 0 | 0.0 | - | 0 |
| 10/13 | at New England | 1/1 | 3 | 64 | 21.3 | 34t | 1 |
| 10/27 | BUFFALO | 1/1 | 3 | 129 | 43.0 | 69t | 2 |
| 11/03 | at N.Y. Jets | 1/0 | 3 | 35 | 11.7 | 19 | 0 |
| 11/10 | DALLAS | 1/1 | 3 | 75 | 25.0 | 52t | 1 |
| 11/17 | SAN FRANCISCO | 1/0 | 1 | 11 | 11.0 | 11 | 0 |
| 11/21 | at Atlanta | 1/1 | 2 | 22 | 11.0 | 16 | 0 |
| 12/02 | at Seattle | 1/1 | 1 | 3 | 3.0 | 3 | 0 |
| 12/08 | CAROLINA | 1/1 | 2 | 22 | 11.0 | 14 | 0 |
| 12/15 | at St. Louis | 1/1 | 4 | 47 | 11.8 | 20 | 0 |
| 12/22 | at Carolina | 1/1 | 2 | 23 | 11.5 | 19 | 0 |
| 12/29 | TAMPA BAY | 1/0 | 1 | 76 | 76.0 | 76t | 1 |
| **2013 TOTALS** | | **16/10** | **32** | **641** | **20.0** | **76t** | **5** |

| DATE | OPPONENT | P/S | REC | YDS | AVG | LG | TD |
|---|---|---|---|---|---|---|---|
| 01/04 | at Philadelphia* | 1/1 | 3 | 35 | 11.7 | 14 | 0 |
| 01/11 | at Seattle** | 1/0 | 0 | 0 | 0.0 | - | 0 |
| **PLAYOFF TOTALS** | | **2/1** | **3** | **35** | **11.7** | **14** | **0** |

** NFC Wild Card game*
*** NFC Divisional game*

## 2014 GAME-BY-GAME STATS (NEW ORLEANS)

| DATE | OPPONENT | P/S | REC | YDS | AVG | LG | TD |
|---|---|---|---|---|---|---|---|
| 09/07 | at Atlanta | | INACTIVE | | | | |
| 09/14 | at Cleveland | 1/1 | 3 | 25 | 8.3 | 14 | 0 |
| 09/21 | MINNESOTA | 1/1 | 4 | 38 | 9.5 | 15 | 0 |
| 09/28 | at Dallas | 1/0 | 2 | 62 | 31.0 | 46 | 0 |
| 10/05 | TAMPA BAY | 1/0 | 1 | 16 | 16.0 | 16 | 0 |
| 10/19 | at Detroit | 1/0 | 5 | 103 | 20.6 | 46t | 1 |
| 10/26 | GREEN BAY | 1/0 | 4 | 57 | 14.3 | 45 | 0 |
| 10/30 | at Carolina | 1/0 | 5 | 72 | 14.4 | 18 | 0 |
| 11/09 | SAN FRANCISCO | 1/1 | 3 | 26 | 8.7 | 16 | 0 |
| 11/16 | CINCINNATI | 1/1 | 4 | 32 | 8.0 | 16 | 1 |
| 11/24 | BALTIMORE | 1/1 | 8 | 98 | 12.3 | 33 | 0 |
| 11/30 | at Pittsburgh | 1/0 | 5 | 162 | 32.4 | 69t | 1 |
| 12/07 | CAROLINA | 1/0 | 3 | 23 | 7.7 | 14 | 0 |
| 12/15 | at Chicago | 1/1 | 5 | 67 | 13.4 | 21 | 0 |
| 12/21 | ATLANTA | 1/0 | 6 | 68 | 11.3 | 22 | 0 |
| 12/28 | at Tampa Bay | 1/0 | 5 | 82 | 16.4 | 44 | 0 |
| **2014 TOTALS** | | **15/6** | **63** | **931** | **14.8** | **69t** | **3** |

## 2015 GAME-BY-GAME STATS (MIAMI)

| DATE | OPPONENT | P/S | REC | YDS | AVG | LG | TD |
|---|---|---|---|---|---|---|---|
| 09/13 | at Washington | 1/0 | 1 | 12 | 12.0 | 12 | 0 |
| 09/20 | at Jacksonville | 1/0 | 2 | 8 | 4.0 | 8 | 0 |
| 09/27 | BUFFALO | 1/0 | 0 | 0 | 0.0 | - | 0 |
| 10/04 | N.Y. JETS | 1/0 | 5 | 81 | 16.2 | 42 | 1 |
| 10/18 | at Tennessee | 1/1 | 2 | 46 | 23.0 | 38 | 0 |
| 10/25 | HOUSTON | 1/1 | 0 | 0 | 0.0 | - | 0 |
| 10/29 | at New England | 1/1 | 3 | 58 | 19.3 | 25 | 0 |
| 11/08 | at Buffalo | 1/1 | 3 | 74 | 24.7 | 46 | 0 |
| 11/15 | at Philadelphia | 1/0 | 0 | 0 | 0.0 | - | 0 |
| 11/22 | DALLAS | 1/1 | 2 | 52 | 26.0 | 29t | 1 |
| 11/29 | at N.Y. Jets | 1/1 | 2 | 12 | 6.0 | 7 | 0 |
| 12/06 | BALTIMORE | 1/1 | 0 | 0 | 0.0 | - | 0 |
| 12/14 | N.Y. GIANTS | 1/0 | 2 | 49 | 24.5 | 47t | 1 |
| 12/20 | at San Diego | 1/0 | 1 | 23 | 23.0 | 23 | 0 |
| 12/27 | INDIANAPOLIS | 1/0 | 3 | 14 | 4.7 | 9 | 0 |
| 01/03 | NEW ENGLAND | 1/1 | 1 | 11 | 11.0 | 11 | 0 |
| **2015 TOTALS** | | **16/8** | **27** | **440** | **16.3** | **47t** | **3** |

## 2016 GAME-BY-GAME STATS (MIAMI)

| DATE | OPPONENT | P/S | REC | YDS | AVG | LG | TD |
|---|---|---|---|---|---|---|---|
| 09/11 | at Seattle | 1/1 | 1 | 16 | 16.0 | 16 | 0 |
| 09/18 | at New England | 1/1 | 2 | 39 | 19.5 | 24t | 1 |
| 09/25 | CLEVELAND | 1/1 | 5 | 76 | 15.2 | 28 | 0 |
| 09/29 | at Cincinnati | 1/1 | 1 | 74 | 74.0 | 74t | 1 |
| 10/09 | TENNESSEE | 1/1 | 0 | 0 | 0.0 | - | 0 |
| 10/16 | PITTSBURGH | 1/1 | 2 | 12 | 6.0 | 7 | 0 |
| 10/23 | BUFFALO | 1/1 | 5 | 100 | 20.0 | 66t | 1 |
| 11/06 | N.Y. JETS | 1/1 | 1 | 11 | 11.0 | 11 | 0 |
| 11/13 | at San Diego | 1/1 | 2 | 47 | 23.5 | 39t | 1 |
| 11/20 | at L.A. Rams | 1/1 | 4 | 33 | 8.3 | 15 | 0 |
| 11/27 | SAN FRANCISCO | 1/1 | 3 | 72 | 24.0 | 43t | 1 |
| 12/04 | at Baltimore | 1/1 | 2 | 21 | 10.5 | 12 | 0 |
| 12/11 | ARIZONA | 1/1 | 6 | 97 | 16.2 | 29 | 1 |
| 12/17 | at N.Y. Jets | 1/1 | 1 | 52 | 52.0 | 52t | 1 |
| 12/24 | at Buffalo | 1/1 | 3 | 35 | 11.7 | 17 | 1 |
| 01/01 | NEW ENGLAND | 1/1 | 4 | 41 | 10.3 | 25t | 1 |
| **2016 TOTALS** | | **16/16** | **42** | **726** | **17.3** | **74t** | **9** |

| DATE | OPPONENT | P/S | REC | YDS | AVG | LG | TD |
|---|---|---|---|---|---|---|---|
| 01/08 | at Pittsburgh* | 1/1 | 5 | 82 | 16.4 | 36 | 0 |

** AFC Wild Card game*

## 2017 GAME-BY-GAME STATS (MIAMI)

| DATE | OPPONENT | P/S | REC | YDS | AVG | LG | TD |
|---|---|---|---|---|---|---|---|
| 09/17 | at L.A. Chargers | 1/1 | 2 | 37 | 18.5 | 29t | 1 |
| 09/24 | at N.Y. Jets | 1/1 | 4 | 51 | 12.8 | 17 | 0 |
| 10/01 | NEW ORLEANS | 1/1 | 3 | 13 | 4.3 | 6 | 0 |
| 10/08 | TENNESSEE | 1/1 | 1 | 13 | 13.0 | 13 | 0 |
| 10/15 | at Atlanta | 1/1 | 4 | 49 | 12.3 | 18 | 1 |
| 10/22 | N.Y. JETS | 1/1 | 6 | 85 | 14.2 | 36 | 2 |
| 10/26 | at Baltimore | 1/1 | 5 | 65 | 13.0 | 28 | 0 |
| 11/05 | OAKLAND | 1/1 | 3 | 28 | 9.3 | 14 | 0 |
| 11/13 | at Carolina | 1/1 | 5 | 67 | 13.4 | 21 | 0 |
| 11/19 | TAMPA BAY | 1/1 | 7 | 180 | 25.7 | 61t | 1 |
| 11/26 | at New England | 1/1 | 3 | 47 | 15.7 | 28 | 0 |
| 12/03 | DENVER | 1/1 | 5 | 98 | 19.6 | 23t | 1 |
| 12/11 | NEW ENGLAND | 1/1 | 2 | 18 | 9.0 | 11 | 0 |
| 12/17 | at Buffalo | 1/1 | 1 | 8 | 8.0 | 8 | 0 |
| 12/24 | at Kansas City | 1/1 | 4 | 54 | 13.5 | 16 | 0 |
| 12/31 | BUFFALO | 1/1 | 3 | 34 | 11.3 | 16 | 0 |
| **2017 TOTALS** | | **16/16** | **58** | **847** | **14.6** | **61t** | **6** |

## 2018 GAME-BY-GAME STATS (MIAMI)

| DATE | OPPONENT | P/S | REC | YDS | AVG | LG | TD |
|---|---|---|---|---|---|---|---|
| 09/09 | TENNESSEE | 1/1 | 4 | 106 | 26.5 | 75t | 2 |
| 09/16 | at N.Y. Jets | 1/1 | 2 | 17 | 8.5 | 13 | 0 |
| 09/23 | OAKLAND | 1/1 | 3 | 61 | 20.3 | 34t | 1 |
| 09/30 | at New England | 1/1 | 3 | 40 | 13.3 | 22 | 0 |
| 10/07 | at Cincinnati | 1/1 | 2 | 17 | 8.5 | 13 | 0 |
| 10/14 | CHICAGO | 1/1 | 1 | 35 | 35.0 | 35 | 0 |
| 10/21 | DETROIT | 1/1 | 1 | 5 | 5.0 | 5t | 1 |
| 10/25 | at Houston | | INACTIVE | | | | |
| 11/04 | N.Y. JETS | 1/1 | 1 | 19 | 19.0 | 19 | 0 |
| 11/11 | at Green Bay | 1/1 | 2 | 26 | 13.0 | 18 | 0 |
| 11/25 | at Indianapolis | 1/1 | 1 | 6 | 6.0 | 6 | 0 |
| 12/02 | BUFFALO | 1/1 | 4 | 37 | 9.3 | 13t | 1 |
| 12/09 | NEW ENGLAND | 1/1 | 8 | 135 | 16.9 | 43 | 1 |
| 12/16 | at Minnesota | 1/1 | 1 | 17 | 17.0 | 17 | 0 |
| 12/23 | JACKSONVILLE | 1/1 | 1 | 5 | 5.0 | 5 | 0 |
| 12/30 | at Buffalo | 1/1 | 3 | 27 | 9.0 | 12 | 0 |
| **2018 TOTALS** | | **15/15** | **37** | **553** | **14.9** | **75t** | **6** |

# 8 JAMAR SUMMERS

**CORNERBACK // 5-11 // 190 // CONNECTICUT '18**
**ACQUIRED: FA, '19**
**HOMETOWN: ORANGE, N.J. // BORN: 6/14/95**
**NFL: FIRST SEASON // DOLPHINS: FIRST SEASON**

## NFL CAREER

### TRANSACTIONS:

- Signed by Miami on May 12, 2019.
- Signed by the Birmingham Iron of the Alliance of American Football in Jan. 2019.
- Waived by Pittsburgh on Sept. 1, 2018.
- Signed by Pittsburgh as an undrafted college free agent on May 8, 2018.

### 2019 (BIRMINGHAM-AAF/MIAMI):

- Signed by Miami on May 12.
- Started 7 games for Birmingham of the Alliance of American Football.
- 20 tackles (15 solo), 3 interceptions, 2 forced fumbles and 1 fumble recovery for Birmingham.
- His 3 interceptions were tied for 2nd in the AAF when the league folded.

### 2018 (PITTSBURGH):

- Spent the offseason and training camp with Pittsburgh.

## BEFORE THE NFL

### COLLEGE (CONNECTICUT):

- 4-year letterman (2014-17) and 3-year starter.

**CAREER:** Played in 48 games with 39 starts; 183 tackles (132 solo), 1 sack, 12 interceptions, 33 passes defensed, 1 forced fumble and 1 fumble recovery; 1 blocked kick.

**SENIOR (2017):** Played in 11 games with 10 starts; 63 tackles (49 solo), 1 sack, 1 interception, 8 passes defensed and 1 forced fumble.

**JUNIOR (2016):** Started all 12 games; 59 tackles (42 solo), 2 interceptions, 11 passes defensed and 1 fumble recovery.

**SOPHOMORE (2015):** Played in all 13 games with 12 starts; 39 tackles (25 solo), 8 interceptions and 11 passes defensed.

- 1st-team All-AAC.
- His 8 interceptions led the AAC and were tied for 2nd in the nation.

**TRUE FRESHMAN (2014):** Played in all 12 games with 5 starts; 22 tackles (16 solo), 1 interception and 3 passes defensed; 1 blocked kick.

### HIGH SCHOOL (ORANGE HS – ORANGE, N.J.)

- Played 1 post-graduate year at Milford Academy in New Berlin, N.Y.
- Also lettered in track and field.
- Played defensive back and wide receiver at Orange HS.

**POST-GRAD SENIOR (2013 AT MILFORD ACADEMY):** 20 tackles and 5 interceptions.

**SENIOR (2012 AT ORANGE HS):** 19 receptions for 467 yards (24.6 avg.) and 7 TDs.

**JUNIOR (2011 AT ORANGE HS):** 24 tackles and 3 interceptions; 13 carries for 191 yards (14.7 avg.) and 1 TD; 28 receptions for 580 yards (20.7 avg.) and 8 TDs.

**SOPHOMORE (2011 AT ORANGE HS):** 6 receptions for 156 yards (26.0 avg.) and 2 TDs.

## OFF THE FIELD

### PERSONAL:

- **MAJOR:** Pre-communication sciences.

# 23 CORDREA TANKERSLEY

CORNERBACK // 6-1 // 200 // CLEMSON '17
ACQUIRED: D3, '17
HOMETOWN: BEECH ISLAND, S.C. // BORN: 11/19/93
NFL: THIRD SEASON // DOLPHINS: THIRD SEASON

## NFL CAREER

### TRANSACTIONS:

- 3rd-round pick (97th overall) by Miami in the 2017 NFL draft.

### CAREER HIGHLIGHTS:

- Played in 17 career games with 11 starts.
- Inactive for 6 games.
- 35 tackles (26 solo) and 7 passes defensed.
- 1 assisted special teams tackle.

### 2018 (MIAMI):

- Played in 6 games.
- Inactive for 2 games.
- Missed the rest of the season after being placed on injured reserve on Nov. 2.
- 4 tackles (2 solo).
- 1 assisted special teams tackle.

**VS. CHICAGO (10/14):** 4 tackles (2 solo); 1 assisted special teams tackle.

### 2017 (MIAMI):

- Started 11 games.
- 31 tackles (24 solo) and 7 passes defensed.

**VS. NEW ORLEANS IN LONDON (10/1):** 5 solo tackles and 1 pass defensed.

- Made his NFL debut.

**AT ATLANTA (10/15):** 1 solo tackle and 1 pass defensed.

- Broke up a QB Matt Ryan pass that was intercepted by S Reshad Jones with 47 seconds left, sealing the victory.

**VS. TAMPA BAY (11/19):** 6 tackles (4 solo) and 2 passes defensed.

## BEFORE THE NFL

### COLLEGE (CLEMSON):

- 4-year letterman (2013-16) and 2-year starter.

**CAREER:** Played in 55 games with 30 starts; 119 tackles (91 solo), 1 sack, 9 interceptions and 29 passes defensed.

- Finished his career 2nd in school history with 55

games played.

**SENIOR (2016):** Started all 15 games; 52 tackles (39 solo), 4 interceptions and 15 passes defensed.
- Helped team win the CFP National Championship and the ACC title.
- Semifinalist for the Jim Thorpe Award (nation's best defensive back).
- Semifinalist for the Bednarik Award (nation's best defensive player).
- 1st-team All-American.
- 1st-team All-ACC.

**JUNIOR (2015):** Started all 15 games; 48 tackles (39 solo), 1 sack, 5 interceptions and 4 passes defensed.
- Helped team finish as the national runner-up and win the ACC title.
- 3rd-team All-ACC.
- Named the team's most improved player on defense.

**SOPHOMORE (2014):** Played in all 13 games; 12 tackles (11 solo).

**TRUE FRESHMAN (2013):** Played in 12 games; 7 tackles (2 solo).

### HIGH SCHOOL (HARGRAVE MILITARY ACADEMY – CHATHAM, VA.)
- Attended Hargrave Military Academy (Va.) following high school graduation from Silver Bluff HS.
- Played on both sides of the ball.

**SENIOR (2011 AT SILVER BLUFF HS):** 40 tackles, 650 rushing yards and 5 TDs; 708 passing yards and 6 TDs.
- 1st-team all-area.

## OFF THE FIELD

### PERSONAL:
- **PRONUNCIATION:** First name is pronounced cohr-DRAY.
- **MAJOR:** Parks, recreation and tourism management.

## CORDREA TANKERSLEY'S NFL REGULAR SEASON STATS

| | | | | TACKLES | | | | | INTERCEPTIONS | | | | | FUMBLES | |
|---|---|---|---|---|---|---|---|---|---|---|---|---|---|---|---|
| YEAR | TEAM | GP | GS | TOT | SOLO | ASST | SK | YDS | INT | YDS | LG | TD | PD | FF | FR |
| 2017 | MIAMI | 11 | 11 | 31 | 24 | 7 | 0.0 | 0.0 | 0 | 0 | 0 | 0 | 7 | 0 | 0 |
| 2018 | MIAMI | 6 | 0 | 4 | 2 | 2 | 0.0 | 0.0 | 0 | 0 | 0 | 0 | 0 | 0 | 0 |
| | **NFL TOTALS** | **17** | **11** | **35** | **26** | **9** | **0.0** | **0.0** | **0** | **0** | **0** | **0** | **7** | **0** | **0** |

### ADDITIONAL STATS
**Special Teams Tackles:** 1 in 2018.

# 96 VINCENT TAYLOR

**DEFENSIVE TACKLE // 6-3 // 311 // OKLAHOMA STATE '17**
**ACQUIRED: D6, '17**
**HOMETOWN: NEW ORLEANS, LA. // BORN: 1/5/94**
**NFL: THIRD SEASON // DOLPHINS: THIRD SEASON**

## NFL CAREER

### TRANSACTIONS:
- 6th-round pick (194th overall) by Miami in the 2017 NFL draft.

### CAREER HIGHLIGHTS:
- Played in 21 career games.
- 45 tackles (26 solo), 2 sacks and 1 pass defensed.
- 3 blocked field goals.

### 2018 (MIAMI):
- Played in 8 games.
- Missed the rest of the season after being placed on injured reserve on Oct. 30.
- 27 tackles (15 solo) and 2 sacks.
- At the time of his injury, his 27 tackles were 4th among NFL DTs.

**VS. OAKLAND (9/23):** 7 tackles (3 solo) and 1 sack.
- Sacked QB Derek Carr for a loss of 5 yards in the 4th quarter.
- It was his 1st career sack.

**AT CINCINNATI (10/7):** 2 solo tackles; 1 blocked kick.
- Blocked a 37-yard field goal attempt by K Randy Bullock.

**VS. CHICAGO (10/14):** 2 tackles (1 solo) and 1 sack.
- Sacked QB Mitch Trubisky on third-and-14 in the 2nd quarter.

### 2017 (MIAMI):
- Played in 13 games.
- Inactive for 2 games.
- Missed last game of the season after being

placed on injured reserve on Dec. 28.
- 18 tackles (11 solo) and 1 pass defensed.

**AT L.A. CHARGERS (9/17):** 1 solo tackle.
- Made his NFL debut.

**AT N.Y. JETS (9/24):** 3 tackles (1 solo); 1 blocked kick.
- Blocked a K Chandler Catanzaro 45-yard field goal attempt in the 1st quarter.

**AT BALTIMORE (10/26):** 1 solo tackle; 1 blocked kick.
- Blocked a 46-yard field goal attempt by K Justin Tucker.

## BEFORE THE NFL

### COLLEGE (OKLAHOMA STATE):
- 3-year letterman (2014-16) and 2-year starter.

**CAREER:** Played in 36 games with 26 starts; 112 tackles (66 solo), 12 sacks, 2 passes defensed and 2 forced fumbles; 5 blocked kicks.
- His 5 blocked kicks tied the school's all-time record.

**JUNIOR (2016):** Started all 13 games; 51 tackles (28 solo), 7 sacks, 1 pass defensed and 2 forced fumbles; 4 blocked kicks.
- His 4 blocked kicks led the FBS and tied the school's single-season record.
- His 7 sacks led all Big 12 interior defensive linemen.
- His 51 tackles and 7 sacks were the most by an interior linemen at the school since at least 2005.
- 1st-team All-Big 12.
- Team captain.

**SOPHOMORE (2015):** Started all 13 games; 48 tackles (30 solo), 5 sacks and 1 pass defensed.

**REDSHIRT FRESHMAN (2014):** Played in 10 games; 13 tackles (8 solo).
- Redshirted in 2013.

### HIGH SCHOOL (JAMES MADISON HS – SAN ANTONIO, TEXAS)

**SENIOR (2012):** 79 tackles and 2 sacks.
- 1st-team all-state.
- San Antonio Express-News Area Player of the Year.
- Defensive Player of the Year in his district.

## OFF THE FIELD

### COMMUNITY:
- Hosted a youth football camp in San Antonio in 2018.
- Regular participant in Dolphins Cancer Challenge Golf Tournament.
- Helped with the Special Olympics.

### PERSONAL:
- Family was displaced by Hurricane Katrina in 2005.
- **MAJOR:** University studies/education.

## VINCENT TAYLOR'S NFL REGULAR SEASON STATS

| | | | | TACKLES | | | | | INTERCEPTIONS | | | | | FUMBLES | |
|---|---|---|---|---|---|---|---|---|---|---|---|---|---|---|---|
| YEAR | TEAM | GP | GS | TOT | SOLO | ASST | SK | YDS | INT | YDS | LG | TD | PD | FF | FR |
| 2017 | MIAMI | 13 | 0 | 18 | 11 | 7 | 0.0 | 0.0 | 0 | 0 | 0 | 0 | 1 | 0 | 0 |
| 2018 | MIAMI | 8 | 0 | 27 | 15 | 12 | 2.0 | 11.0 | 0 | 0 | 0 | 0 | 0 | 0 | 0 |
| | **NFL TOTALS** | **21** | **0** | **45** | **26** | **19** | **2.0** | **11.0** | **0** | **0** | **0** | **0** | **1** | **0** | **0** |

### ADDITIONAL STATS
**Blocked Kicks:** 2 blocked field goals in 2017, 1 blocked field goal in 2018 for total of 3.

### SINGLE-GAME CAREER HIGHS

| | | |
|---|---|---|
| **Tackles:** | 7 | vs. Oakland, 9/23/18 |
| **Sacks** | 1 | vs. Chicago, 10/15/18 |
| **Passes Defensed:** | 1 | at Atlanta, 10/15/17 |



# 78 LAREMY TUNSIL

TACKLE // 6-5 // 313 // MISSISSIPPI '16
ACQUIRED: D1, '16
HOMETOWN: LAKE CITY, FLA. // BORN: 8/2/94
NFL: FOURTH SEASON // DOLPHINS: FOURTH SEASON

## NFL CAREER

### TRANSACTIONS:
- 1st-round pick (13th overall) by Miami in the 2016 NFL draft.

### CAREER HONORS:
- 2016 PFWA All-Rookie team.

### CAREER HIGHLIGHTS:
- Started 44 career games.

- First offensive lineman in Dolphins history to start at least one game at guard and tackle in his rookie season.

### 2018 (MIAMI):

- Started 15 games.
- Inactive for 1 game.

**AT N.Y. JETS (9/16):** Started at left tackle.

- Protected QB Ryan Tannehill, who completed 17-of-23 passes (73.9 pct.) for 168 yards and 2 TDs.
- Blocked for a running game that had 31 carries for 135 yards (4.4 avg.) and 1 TD.

**VS. CHICAGO (10/14):** Started at left tackle.

- Protected QB Brock Osweiler, who completed 28-of-44 passes (63.6 pct.) for 380 yards and 3 TDs.
- Blocked for a running game that had 31 carries for 161 yards (5.2 avg.).

**VS. NEW ENGLAND (12/9):** Started at left tackle.

- Protected QB Ryan Tannehill, who completed 14-of-19 passes (73.7 pct.) for 265 yards and 3 TDs.
- Blocked for a running game that had 21 carries for 189 yards (9.0 avg.) and 2 TDs.

### 2017 (MIAMI):

- Started 15 games at left tackle.
- Inactive for 1 game.

**AT L.A. CHARGERS (9/17):** Started at left tackle.

- Blocked for RB Jay Ajayi, who rushed for 122 yards, snapping the Chargers' streak of 17 straight games without allowing a 100-yard rusher.

**VS. DENVER (12/3):** Started at left tackle.

- Blocked for RB Kenyan Drake, who rushed for 120 yards and 1 TD in the victory for his 1st career 100-yard rushing performance.

**VS. NEW ENGLAND (12/11):** Started at left tackle.

- Helped RB Kenyan Drake rush for 114 yards, his 2nd straight 100-yard rushing effort.

### 2016 (MIAMI):

- Started 14 games – 12 at left guard and 2 at left tackle.
- Inactive for 2 games.
- Allowed just 0.5 sacks in his 12 starts at left guard.
- Helped RB Jay Ajayi eclipse the 1,000-yard rushing mark for the 1st time in his career and rush for 1,272 yards, the third-most in Dolphins history.

**AT SEATTLE (9/11):** Started at left guard.

- Made NFL debut and his 1st NFL start.

**VS. PITTSBURGH (10/16):** Started at left guard.

- Blocked for RB Jay Ajayi, who rushed for 204 yards for his 1st 100-yard effort.

**VS. BUFFALO (10/23):** Started at left guard.

- Helped RB Jay Ajayi rush for 214 yards, his 2nd straight 200-yard game.

### POSTSEASON:

**AFC WILD CARD AT PITTSBURGH (1/8):** Started at left guard.

### HONORS:

- PFWA All-Rookie team.

## BEFORE THE NFL

### COLLEGE (MISSISSIPPI):

- 3-year starter (2013-15).

**CAREER:** Played in 29 games with 26 starts at left tackle.

**SENIOR (2015):** Started 6 games.

- The team went 5-1 and averaged 201.7 rushing yards per game, 514.0 total yards per game and one sack allowed per game in the 6 contests he played in.
- 2nd-team All-American.
- 1st-team All-SEC.

**JUNIOR (2014):** Started 11 games at left tackle.

- 2nd-team All-American.
- 1st-team All-SEC.
- Earned Kent Hull Trophy as the state of Mississippi's top collegiate offensive lineman.

**TRUE FRESHMAN (2013):** Played in 12 games with 9 starts at left tackle.

- Freshman All-American.
- SEC All-Freshman team.
- 2nd-team All-SEC.
- Joined teammate TE Evan Engram as one of the first 2 true freshmen in school history to earn All-SEC honors.

### HIGH SCHOOL (COLUMBIA HS – LAKE CITY, FLA.)

**SENIOR (2012):**

- Florida Class 6A Player of the Year.
- 1st-team all-state.

## OFF THE FIELD

### COMMUNITY:

- Participated in numerous team events, such as visiting children's hospitals, distributing Thanksgiving meals to needy families, AARP Million Meal Pack and surprising underprivileged children with their own beds at the Ashley HomeStore Hope to Dream sleepover event.

### PERSONAL:

- **PRONUNCIATION:** Name is pronounced LAIR-uh-mee TUHN-suhl.
- **MAJOR:** Journalism.

## LAREMY TUNSIL'S NFL REGULAR SEASON STATS

**GAMES/STARTS:** 2016: 14/14, 2017: 15/15, 2018: 15/15 — **NFL TOTALS: 44/44**

## LAREMY TUNSIL'S NFL PLAYOFF STATS

**GAMES/STARTS:** 2016: 1/1 — **PLAYOFF TOTALS: 1/1**

## ADDITIONAL STATS

**Miscellaneous Tackles:** 1 in 2018.



# 87 CLIVE WALFORD

TIGHT END // 6-4 // 252 // MIAMI (FL) '15
ACQUIRED: FA, '19
HOMETOWN: BELLE GLADE, FLA. // BORN: 10/1/91
NFL: FIFTH SEASON // DOLPHINS: FIRST SEASON

## NFL CAREER

### TRANSACTIONS:

- Signed by Miami on March 14, 2019.
- Signed by the N.Y. Jets on Dec. 27, 2018.
- Waived by Indianapolis on Dec. 7, 2018.
- Signed by Indianapolis on Nov. 28, 2018.
- Waived by the N.Y. Jets on Sept. 1, 2018.
- Awarded off waivers to the N.Y. Jets on April 2, 2018.
- Waived by Oakland on March 27, 2018.
- 3rd-round pick (68th overall) by Oakland in the 2015 NFL draft.

### CAREER HIGHLIGHTS:

- Played in 45 career games with 11 starts.
- 70 receptions for 768 yards (11.0 avg.) and 6 TDs.

### 2018 (INDIANAPOLIS/N.Y. JETS):

- Started 1 game for the N.Y. Jets.
- Signed by the N.Y. Jets on Dec. 27.
- Waived by Indianapolis on Dec. 7.
- Inactive for 1 game with Indianapolis.
- Signed by Indianapolis on Nov. 28.
- Waived by the N.Y. Jets on Sept. 1.
- Spent the offseason and training camp with the N.Y. Jets.

**AT NEW ENGLAND (12/30):** Started but did not record any stats.

### 2017 (OAKLAND):

- Played in 13 games.
- Inactive for 1 game.
- Missed the final 2 games after being placed on injured reserve on Dec. 23.
- 9 receptions for 80 yards (8.9 avg.).

**VS. N.Y. GIANTS (12/3):** 4 receptions for 57 yards (14.3 avg.).

**AT KANSAS CITY (12/10):** 2 receptions for 13 yards (6.5 avg.).

### 2016 (OAKLAND):

- Played in 15 games with 8 starts.
- Inactive for 1 game.
- 33 receptions for 359 yards (10.9 avg.) and 3 TDs.

**VS. ATLANTA (9/18):** 6 receptions for 50 yards (8.3 avg.) and 1 TD.

- Caught a 31-yard TD pass from QB Derek Carr in the 3rd quarter to put Oakland ahead 14-13.

**VS. CAROLINA (11/27):** 3 receptions for 43 yards (14.3 avg.) and 1 TD.

- Caught a 12-yard TD pass from QB Derek Carr in the 4th quarter to tie the game 32-32.

**VS. INDIANAPOLIS (12/24):** 2 receptions for 20 yards (10.0 avg.) and 1 TD.

- Caught a 5-yard TD pass from QB Derek Carr in the 2nd quarter.

### POSTSEASON:

**AFC WILD CARD AT HOUSTON (1/7):** 2 receptions for 16 yards (8.0 avg.).

### 2015 (OAKLAND):

- Played in all 16 games with 2 starts.
- 28 receptions for 329 yards (11.8 avg.) and 3 TDs.

**VS. CINCINNATI (9/13):** 1 reception for 1 yard.

- Made his NFL debut.

**AT SAN DIEGO (10/25):** 2 receptions for 42 yards (21.0 avg.) and 1 TD.

- Caught a 23-yard TD pass from QB Derek Carr in the 2nd quarter for his 1st career score.
- Made his 1st career start.

**VS. MINNESOTA (11/15):** 2 receptions for 18 yards (9.0 avg.) and 1 TD.

- Caught a 10-yard TD pass from QB Derek Carr in the 2nd quarter.

## BEFORE THE NFL

### COLLEGE (MIAMI):

- 4-year letterman (2011-14) and 3-year starter.

**CAREER:** Played in 49 games with 35 starts; 121 receptions for 1,753 yards (14.5 avg.) and 14 TDs.

**SENIOR (2014):** Played in all 12 games with 10 starts; 44 receptions for 676 yards (15.4 avg.) and 7 TDs.

- 3rd-team All-American.
- 2nd-team All-ACC.
- Finalist for the John Mackey Award (nation's top tight end).

**JUNIOR (2013):** Played in all 13 games with 12 starts; 34 receptions for 454 yards (13.3 avg.) and 2 TDs.

- His 34 receptions were 2nd on the team.

**SOPHOMORE (2012):** Played in all 12 games with 5 starts; 25 receptions for 451 yards (18.0 avg.) and 4 TDs.

- His 4 TDs were tied for the team lead.
- His 451 receiving yards ranked 3rd on the team.
- 1 of 2 players on the team with at least 1 reception in all 12 games.

**REDSHIRT FRESHMAN: (2011):** Played in all 12

games with 8 starts; 18 receptions for 172 yards (9.6 avg.) and 1 TD.

- His 18 receptions and 172 receiving yards were 4th on the team.
- Redshirted in 2010.

## HIGH SCHOOL (GLADES CENTRAL HS – BELLE GLADE, FLA.)

- Also lettered in basketball and track and field.

**SENIOR (2009):** 400 receiving yards and 6 TDs.

- 1st-team all-county.

## CLIVE WALFORD'S NFL REGULAR SEASON STATS

| | | | | RECEIVING | | | | | RUSHING | | | | |
|---|---|---|---|---|---|---|---|---|---|---|---|---|---|
| YEAR | TEAM | GP | GS | REC | YDS | AVG | LG | TD | ATT | YDS | AVG | LG | TD |
| 2015 | OAKLAND | 16 | 2 | 28 | 329 | 11.8 | 33 | 3 | 0 | 0 | 0.0 | - | 0 |
| 2016 | OAKLAND | 15 | 8 | 33 | 359 | 10.9 | 31t | 3 | 0 | 0 | 0.0 | - | 0 |
| 2017 | OAKLAND | 13 | 0 | 9 | 80 | 8.9 | 26 | 0 | 0 | 0 | 0.0 | - | 0 |
| 2018 | N.Y. JETS | 1 | 1 | 0 | 0 | 0.0 | 0 | 0 | 0 | 0 | 0.0 | 0 | 0 |
| | **NFL TOTALS** | **45** | **11** | **70** | **768** | **11.0** | **33** | **6** | **0** | **0** | **0.0** | **0** | **0** |

## CLIVE WALFORD'S NFL PLAYOFF STATS

| | | | | RECEIVING | | | | | RUSHING | | | | |
|---|---|---|---|---|---|---|---|---|---|---|---|---|---|
| YEAR | TEAM | GP | GS | REC | YDS | AVG | LG | TD | ATT | YDS | AVG | LG | TD |
| 2016 | OAKLAND | 1 | 1 | 2 | 16 | 8.0 | 9 | 0 | 0 | 0 | 0.0 | - | 0 |
| | **PLAYOFF TOTALS** | **1** | **1** | **2** | **16** | **8.0** | **9** | **0** | **0** | **0** | **0.0** | **-** | **0** |

## ADDITIONAL STATS

**Miscellaneous Tackles:** (Oakland) 1 in 2015.

## SINGLE-GAME CAREER HIGHS

| | | |
|---|---|---|
| **Receptions:** | 6 | vs. Atlanta, 9/18/16 |
| **Receiving Yards:** | 57 | vs. N.Y. Giants, 12/3/17 |
| **Longest Rec.:** | 33 | vs. Denver, 10/11/15 |
| **TD Receptions:** | 1 | 6 times, last: vs. Indianapolis, 12/24/16 |

## 2015 GAME-BY-GAME STATS (OAKLAND)

| DATE | OPPONENT | P/S | REC | YDS | AVG | LG | TD |
|---|---|---|---|---|---|---|---|
| 09/13 | CINCINNATI | 1/0 | 1 | 1 | 1.0 | 1 | 0 |
| 09/20 | BALTIMORE | 1/0 | 1 | 4 | 4.0 | 4 | 0 |
| 09/27 | at Cleveland | 1/0 | 0 | 0 | 0.0 | - | 0 |
| 10/04 | at Chicago | 1/0 | 0 | 0 | 0.0 | - | 0 |
| 10/11 | DENVER | 1/0 | 1 | 33 | 33.0 | 33 | 0 |
| 10/25 | at San Diego | 1/1 | 2 | 42 | 21.0 | 23t | 1 |
| 11/01 | N.Y. JETS | 1/1 | 2 | 13 | 6.5 | 11 | 0 |
| 11/08 | at Pittsburgh | 1/0 | 1 | 1 | 1.0 | 1t | 1 |
| 11/15 | MINNESOTA | 1/0 | 2 | 18 | 9.0 | 10t | 1 |
| 11/22 | at Detroit | 1/0 | 2 | 25 | 12.5 | 18 | 0 |
| 11/29 | at Tennessee | 1/0 | 1 | 14 | 14.0 | 14 | 0 |
| 12/06 | KANSAS CITY | 1/0 | 5 | 53 | 10.6 | 16 | 0 |
| 12/13 | at Denver | 1/0 | 3 | 47 | 15.7 | 25 | 0 |
| 12/20 | GREEN BAY | 1/0 | 2 | 10 | 5.0 | 6 | 0 |
| 12/24 | SAN DIEGO | 1/0 | 1 | 22 | 22.0 | 22 | 0 |
| 01/03 | at Kansas City | 1/0 | 4 | 46 | 11.5 | 19 | 0 |
| **2015 TOTALS** | | **16/2** | **28** | **329** | **11.8** | **33** | **3** |

## 2016 GAME-BY-GAME STATS (OAKLAND)

| DATE | OPPONENT | P/S | REC | YDS | AVG | LG | TD |
|---|---|---|---|---|---|---|---|
| 09/11 | at New Orleans | 1/0 | 3 | 25 | 8.3 | 18 | 0 |
| 09/18 | ATLANTA | 1/0 | 6 | 50 | 8.3 | 31t | 1 |
| 09/25 | at Tennessee | 1/0 | 2 | 27 | 13.5 | 21 | 0 |
| 10/02 | at Baltimore | 1/1 | 2 | 23 | 11.5 | 17 | 0 |
| 10/09 | SAN DIEGO | | INACTIVE | | | | |
| 10/16 | KANSAS CITY | 1/0 | 2 | 25 | 12.5 | 20 | 0 |
| 10/23 | at Jacksonville | 1/0 | 1 | 5 | 5.0 | 5 | 0 |
| 10/30 | at Tampa Bay | 1/1 | 3 | 31 | 10.3 | 17 | 0 |
| 11/06 | DENVER | 1/1 | 2 | 13 | 6.5 | 15 | 0 |
| 11/21 | HOUSTON | 1/0 | 2 | 28 | 14.0 | 17 | 0 |
| 11/27 | CAROLINA | 1/0 | 3 | 43 | 14.3 | 17 | 1 |
| 12/04 | BUFFALO | 1/1 | 1 | 18 | 18.0 | 18 | 0 |
| 12/08 | at Kansas City | 1/1 | 2 | 21 | 10.5 | 18 | 0 |
| 12/18 | at San Diego | 1/1 | 1 | 13 | 13.0 | 13 | 0 |
| 12/24 | INDIANAPOLIS | 1/1 | 2 | 20 | 10.0 | 15 | 1 |
| 01/01 | at Denver | 1/1 | 1 | 17 | 17.0 | 17 | 0 |
| **2016 TOTALS** | | **15/8** | **33** | **359** | **10.9** | **31t** | **3** |

| DATE | OPPONENT | P/S | REC | YDS | AVG | LG | TD |
|---|---|---|---|---|---|---|---|
| 01/07 | at Houston* | 1/1 | 2 | 16 | 8.0 | 9 | 0 |
| **PLAYOFF TOTALS** | | **1/1** | **2** | **16** | **8.0** | **9** | **0** |

** AFC Wild Card game*

## 2017 GAME-BY-GAME STATS (OAKLAND)

| DATE | OPPONENT | P/S | REC | YDS | AVG | LG | TD |
|---|---|---|---|---|---|---|---|
| 09/10 | at Tennessee | 1/0 | 0 | 0 | 0.0 | - | 0 |
| 09/17 | N.Y. JETS | 1/0 | 1 | 7 | 7.0 | 7 | 0 |
| 09/24 | at Washington | 1/0 | 1 | -1 | -1.0 | -1 | 0 |
| 10/01 | at Denver | 1/0 | 0 | 0 | 0.0 | - | 0 |
| 10/08 | BALTIMORE | 1/0 | 0 | 0 | 0.0 | - | 0 |
| 10/15 | L.A. CHARGERS | 1/0 | 0 | 0 | 0.0 | - | 0 |
| 10/19 | KANSAS CITY | 1/0 | 0 | 0 | 0.0 | - | 0 |
| 10/29 | at Buffalo | 1/0 | 0 | 0 | 0.0 | - | 0 |
| 11/05 | at Miami | 1/0 | 0 | 0 | 0.0 | - | 0 |
| 11/19 | NEW ENGLAND | 1/0 | 1 | 4 | 4.0 | 4 | 0 |
| 11/26 | DENVER | 1/0 | 0 | 0 | 0.0 | - | 0 |
| 12/03 | N.Y. GIANTS | 1/0 | 4 | 57 | 14.3 | 26 | 0 |
| 12/10 | at Kansas City | 1/0 | 2 | 13 | 6.5 | 7 | 0 |
| 12/17 | DALLAS | | INACTIVE | | | | |
| 12/25 | at Philadelphia | | INJURED RESERVE | | | | |
| 12/31 | at Tampa Bay | | INJURED RESERVE | | | | |
| **2017 TOTALS** | | **13/0** | **9** | **80** | **8.9** | **26** | **0** |

# 9 MARK WALTON

RUNNING BACK // 5-10 // 200 // MIAMI '18
ACQUIRED: FA, '19
HOMETOWN: MIAMI, FLA. // BORN: 3/29/97
NFL: SECOND SEASON // DOLPHINS: FIRST SEASON

## NFL CAREER

### TRANSACTIONS:

- Signed by Miami on May 12, 2019.
- Waived by Cincinnati on April 8, 2019.
- 4th-round pick (112th overall) by Cincinnati in the 2018 NFL draft.

### CAREER HIGHLIGHTS:

- Played in 14 career games.
- 14 carries for 34 yards (2.4 avg.).
- 5 receptions for 41 yards (8.2 avg.).
- 4 special teams tackles (3 solo).

### 2018 (CINCINNATI):

- Played in 14 games.
- Inactive for 2 games.
- 14 carries for 34 yards (2.4 avg.); 5 receptions for 41 yards (8.2 avg.).
- 4 special teams tackles (3 solo).

**AT CAROLINA (9/23):** Played but did not record any stats.

- Made his NFL debut.

**AT ATLANTA (9/30):** 5 carries for 9 yards (1.8 avg.); 2 receptions for 28 yards (14.0 avg.).

**VS. TAMPA BAY (10/28):** 2 carries for 7 yards (3.5 avg.); 1 reception for 10 yards.

## BEFORE THE NFL

### COLLEGE (MIAMI):

- 3-year letterman (2015-17) and 2-year starter.

**CAREER:** Played in 30 games with 17 starts; 395 carries for 2,006 yards (5.1 avg.) and 26 TDs; 56 receptions for 624 yards (11.1 avg.) and 2 TDs; 17 kickoff returns for 300 yards (17.6 avg.).

**JUNIOR (2017):** Started 4 games; 56 carries for 428 yards (7.6 avg.) and 3 TDs; 7 receptions for 91 yards (13.0 avg.).

- Missed the final 9 games of the season due to injury.

**SOPHOMORE (2016):** Started all 13 games; 209 carries for 1,117 yards (5.3 avg.) and 14 TDs; 27 receptions for 240 yards (8.9 avg.) and 1 TD.

- 3rd-team All-ACC.
- His 1,117 rushing yards ranked 5th in the ACC and 7th in single-season school history.
- His 14 rushing TDs ranked 5th in the ACC and tied for 3rd in single-season school history.

**TRUE FRESHMAN (2015):** Played in all 13 games; 130 carries for 461 yards (3.5 avg.) and 9 TDs; 22 receptions for 293 yards (13.3 avg.) and 1 TD; 17 kickoff returns for 300 yards (17.6 avg.).

- His 10 total TDs led the team.

### HIGH SCHOOL (BOOKER T. WASHINGTON HS – MIAMI, FLA.)

**CAREER:** 2,769 rushing yards and 45 TDs.

**SENIOR (2014):** 1,472 rushing yards and 22 TDs.

- Helped team win the state championship

## MARK WALTON'S NFL REGULAR SEASON STATS

| | | | | RUSHING | | | | | RECEIVING | | | | |
|---|---|---|---|---|---|---|---|---|---|---|---|---|---|
| YEAR | TEAM | GP | GS | ATT | YDS | AVG | LG | TD | REC | YDS | AVG | LG | TD |
| 2018 | CINCINNATI | 14 | 0 | 14 | 34 | 2.4 | 10 | 0 | 5 | 41 | 8.2 | 24 | 0 |
| | **NFL TOTALS** | **14** | **0** | **14** | **34** | **2.4** | **10** | **0** | **5** | **41** | **8.2** | **24** | **0** |

## ADDITIONAL STATS

**Special Teams Tackles:** 4 in 2018.



# 53 ADOLPHUS WASHINGTON

DEFENSIVE TACKLE // 6-4 // 295 // OHIO STATE '16
ACQUIRED: FA, '19
HOMETOWN: CINCINNATI, OHIO // BORN: 11/24/92
NFL: FOURTH SEASON // DOLPHINS: FIRST SEASON

## NFL CAREER

### TRANSACTIONS:

- Signed by Miami on May 22, 2019.
- Waived by Cincinnati on April 23, 2019.
- Signed by Cincinnati on Sept. 26, 2018.
- Signed to Dallas' practice squad on Sept. 18, 2018.
- Waived by Buffalo on Sept. 11, 2018.
- 3rd-round pick (80th overall) by Buffalo in the 2016 NFL draft.

### CAREER HIGHLIGHTS:

- Played in 35 career games with 21 starts.
- 62 tackles (38 solo), 4.5 sacks and 3 passes defensed.

### 2018 (BUFFALO/DALLAS/CINCINNATI):

- Played in 4 games for Cincinnati.
- Inactive in 3 games for Cincinnati.
- Missed the final 5 weeks of the regular season after being placed on injured reserve on Nov. 23.
- 6 tackles (2 solo) and 1 sack for Cincinnati.
- Signed by Cincinnati from Dallas' practice squad on Sept. 26.
- Spent 1 week on Dallas' practice squad.
- Waived by Buffalo on Sept. 11.
- Played in 1 game for Buffalo.
- 2 solo tackles for Buffalo.

**AT BALTIMORE (9/9):** 2 solo tackles.

**VS. TAMPA BAY (10/28):** 3 tackles (1 solo) and 1 sack.

- Sacked QB Jameis Winston for an 8-yard loss in the 3rd quarter.

**VS. NEW ORLEANS (11/11):** 2 tackles (1 solo).

### 2017 (BUFFALO):

- Played in 15 games with 10 starts.
- Inactive for 1 game.
- 33 tackles (22 solo), 1 sack and 2 passes defensed.

**AT N.Y. JETS (11/2):** 5 tackles (3 solo) and 1 pass defensed.

**VS. NEW ENGLAND (12/3):** 6 tackles (4 solo) and 1 sack.

- Sacked QB Tom Brady for a 6-yard loss in the 2nd quarter.

**VS. INDIANAPOLIS (12/10):** 5 solo tackles.

**POSTSEASON:**

**AT JACKSONVILLE (1/7):** 1 solo tackle.

### 2016 (BUFFALO):

- Played in 15 games with 11 starts.
- Inactive for 1 game.
- 21 tackles (12 solo), 2.5 sacks and 1 pass defensed.

**AT BALTIMORE (9/11):** Played but did not record any stats.

- Made his NFL debut and 1st NFL start.

**AT L.A. RAMS (10/9):** 3 solo tackles, 1 sack and 1 pass defensed.

- Brought down QB Case Keenum for a 9-yard loss in the 1st quarter for the 1st sack of his career.

**VS. SAN FRANCISCO (10/16):** 1 solo tackle and 1 sack.

- Sacked QB Colin Kaepernick for a 7-yard loss in the 4th quarter.

## BEFORE THE NFL

### COLLEGE (OHIO STATE):

- 4-year letterman (2012-15) and 2-year starter.

**CAREER:** Played in 49 games with 31 starts; 142 tackles (71 solo), 13.5 sacks, 1 interception, 5 passes defensed, 3 forced fumbles and 1 fumble recovery; 1 blocked kick.

**SENIOR (2015):** Started 12 games; 49 tackles (23 solo), 4 sacks, 1 interception, 2 passes defensed, 1 forced fumble and 1 fumble recovery.

- 1st-team All-American.
- 2nd-team All-Big Ten.
- Part of a defense that ranked 2nd in FBS in scoring defense (15.1 points per game allowed) and 9th in total defense (311.3 yards per game allowed).

**JUNIOR (2014):** Played in all 15 games with 14 starts; 48 tackles (25 solo), 4.5 sacks, 3 passes defensed and 1 forced fumble.

- Honorable mention All-Big Ten.
- Helped his team win the College Football Playoff National Championship.

**SOPHOMORE (2013):** Played in 12 games with 5 starts; 36 tackles (18 solo) and 2 sacks.

**TRUE FRESHMAN (2012):** Played in 10 games; 9 tackles (5 solo), 3 sacks and 1 forced fumble; 1 blocked kick.

- His 3 sacks were 3rd on the team.

### HIGH SCHOOL (TAFT HS – CINCINNATI, OHIO)

- Also lettered in basketball.

- Named 2012 Gatorade Ohio Player of the Year in basketball.

**SENIOR (2011):**
- All-American

.

## OFF THE FIELD

### PERSONAL:
- **MAJOR:** Sport industry.

## ADOLPHUS WASHINGTON'S NFL REGULAR SEASON STATS

| | | | | TACKLES | | | | | INTERCEPTIONS | | | | | FUMBLES | |
|---|---|---|---|---|---|---|---|---|---|---|---|---|---|---|---|
| YEAR | TEAM | GP | GS | TOT | SOLO | ASST | SK | YDS | INT | YDS | LG | TD | PD | FF | FR |
| 2016 | BUFFALO | 15 | 11 | 21 | 12 | 9 | 2.5 | 16.0 | 0 | 0 | 0 | 0 | 1 | 0 | 0 |
| 2017 | BUFFALO | 15 | 10 | 33 | 22 | 11 | 1.0 | 6.0 | 0 | 0 | 0 | 0 | 2 | 0 | 0 |
| 2018 | BUFFALO | 1 | 0 | 2 | 2 | 0 | 0.0 | 0.0 | 0 | 0 | 0 | 0 | 0 | 0 | 0 |
| | CINCINNATI | 4 | 0 | 6 | 2 | 4 | 1.0 | 8.0 | 0 | 0 | 0 | 0 | 0 | 0 | 0 |
| | **NFL TOTALS** | **35** | **21** | **62** | **38** | **24** | **4.5** | **30.0** | **0** | **0** | **0** | **0** | **3** | **0** | **0** |

## ADOLPHUS WASHINGTON'S NFL PLAYOFF STATS

| | | | | TACKLES | | | | | INTERCEPTIONS | | | | | FUMBLES | |
|---|---|---|---|---|---|---|---|---|---|---|---|---|---|---|---|
| YEAR | TEAM | GP | GS | TOT | SOLO | ASST | SK | YDS | INT | YDS | LG | TD | PD | FF | FR |
| 2017 | BUFFALO | 1 | 1 | 1 | 1 | 0 | 0.0 | 0.0 | 0 | 0 | 0 | 0 | 0 | 0 | 0 |
| | **NFL TOTALS** | **1** | **1** | **1** | **1** | **0** | **0.0** | **0.0** | **0** | **0** | **0** | **0** | **0** | **0** | **0** |

### SINGLE-GAME CAREER HIGHS

| | | |
|---|---|---|
| **Tackles:** | 6 | vs. New England, 12/3/17 |
| **Sacks:** | 1 | 4 times, last: vs. Tampa Bay, 10/28/18 |
| **Passes Defensed:** | 1 | 3 times, last: at N.Y. Jets, 11/2/17 |

# 15 ALBERT WILSON

WIDE RECEIVER // 5-9 // 195 // GEORGIA STATE '14
ACQUIRED: UFA, '18 (KC)
HOMETOWN: FORT PIERCE, FLA. // BORN: 7/12/92
NFL: SIXTH SEASON // DOLPHINS: SECOND SEASON

## NFL CAREER

### TRANSACTIONS:
- Signed by Miami as an unrestricted free agent from Kansas City on March 15, 2018.
- Signed by Kansas City as an undrafted college free agent on May 12, 2014.

### CAREER HONORS:
- AFC Offensive Player of the Week (vs. Chicago, 10/14/18).

### CAREER HIGHLIGHTS:
- Played in 62 career games with 29 starts.
- 150 receptions for 1,935 yards (12.9 avg.) and 11 TDs.
- 18 carries for 98 yards (5.4 avg.) and 1 TD.
- 1-of-1 passing (100.0 pct.) for 52 yards (52.0 avg.) and 1 TD.
- 3 kickoff returns for 52 yards (17.3 avg.).
- 8 special teams tackles (6 solo) and 1 forced fumble.
- In 2018, his 12.9 yards after catch average was 2nd in the NFL (min. 20 receptions).
- In 2018, his 11.2 yards per target average was 5th in the NFL (min. 30 targets).

### 2018 (MIAMI):
- Played in 7 games with 3 starts.
- 26 receptions for 391 yards (15.0 avg.) and 4 TDs; 8 carries for 16 yards (2.0 avg.); 1-of-1 passes for 52 yards (52.0 avg.) and 1 TD.
- 2 special teams tackles (1 solo).
- His 12.9 yards after catch average was 2nd in the NFL (min. 20 receptions).
- His 11.2 yards per target average was 5th in the NFL (min. 30 targets).
- Missed the rest of the season after being placed on injured reserve on Oct. 24.

**AT N.Y. JETS (9/16):** 3 receptions for 37 yards (12.3 avg.) and 1 TD.
- Caught a 29-yard TD pass in the 2nd quarter to put the Dolphins up 14-0. It was his first TD catch as a member of the Dolphins.

**VS. OAKLAND (9/23):** 2 receptions for 74 yards (37.0 avg.) and 1 TD; Completed 1-of-1 passes for 52 yards (52.0 avg.) and 1 TD.
- Threw a 52-yard TD pass to WR Jakeem Grant in

the 4th quarter to put Miami up 21-17.
- It was the 1st pass attempt and completion of his career and the the longest TD pass by a non-quarterback in Dolphins history.
- Caught a 74-yard TD pass from QB Ryan Tannehill with 2:00 remaining in the game to extend Miami's lead 28-17.
- Became the 1st Dolphins player to throw and catch a touchdown pass in the same game since WR Mark Clayton threw a 48-yard touchdown pass to WR Mark Duper and caught a 14-yard touchdown pass from QB Dan Marino against Buffalo in 1983.
- Became the 4th player in NFL history to record a passing and receiving touchdown of 50+ yards in the same game and 1st since WR David Patten (NE) in 2001.

**VS. CHICAGO (10/14):** 6 receptions for 155 yards (25.8 avg.) and 2 TDs; 1 carry for -5 yards (-5.0 avg.).
- Scored on a 43-yard TD pass from QB Brock Osweiler to tie the game at 21 with 9:08 remainin in the 4th quarter.
- Caught a 75 yard TD pass to tie the game at 28 with 3:01 remaining in the 4th quarter.
- His 150 receiving yards in the 4th quarter were the third-most in the 4th quarter of an NFL game since 1991.

**HONORS:**
- AFC Offensive Player of the Week (vs. Chicago, 10/14).

### 2017 (KANSAS CITY):
- Played in 13 games with 7 starts.
- Inactive for 3 games.
- 42 receptions for 554 yards (13.2 avg.) and 3 TDs; 3 carries for 6 yards (2.0 avg.).

**AT OAKLAND (10/19):** 1 reception for 63 yards and 1 TD.
- Caught a 63-yard TD pass from QB Alex Smith to give the Chiefs a 3rd-quarter lead.

**VS. BUFFALO (11/26):** 3 receptions for 36 yards (12.0 avg.) and 1 TD.
- Reeled in a 19-yard TD pass on the team's opening possession of the 2nd half.

**AT DENVER (12/31):** 10 receptions for 147 yards (14.7 avg.).
- It was the 1st 100-yard game of his career.

**POSTSEASON:**

**AFC WILD CARD VS. TENNESSEE (1/6):** 2 receptions for 26 yards (13.0 avg.).

### 2016 (KANSAS CITY):
- Played in all 16 games with 5 starts.
- 31 receptions for 279 yards (9.0 avg.) and 2 TDs; 2 carries for 50 yards (25.0 avg.) and 1 TD.

**AT PITTSBURGH (10/2):** 5 receptions for 52 yards (10.4 avg.).

**VS. JACKSONVILLE (11/6):** 3 receptions for 42 yards (14.0 avg.) and 1 TD.
- Caught a 23-yard TD pass from QB Nick Foles to give his team a 1st quarter lead.

**AT ATLANTA (12/4):** 4 receptions for 48 yards (12.0 avg.); 1 carry for 55 yards and 1 TD.
- Scored on a 55-yard carry in the 3rd quarter for his 1st career rushing TD.

**POSTSEASON:**

**AFC DIVISIONAL VS. PITTSBURGH (1/15):** 2 receptions for 3 yards (1.5 avg.) and 1 TD.
- Caught a 5-yard TD pass from QB Alex Smith in the 1st quarter to give Kansas City an early lead.

### 2015 (KANSAS CITY):
- Played in 14 games with 12 starts.
- Inactive for 2 games.
- 35 receptions for 451 yards (12.9 avg.) and 2 TDs; 5 carries for 26 yards (5.2 avg.).

**AT MINNESOTA (10/18):** 3 receptions for 57 yards (19.0 avg.) and 1 TD.
- Caught a 42-yard TD pass from QB Alex Smith in the 4th quarter to make it a 1 score game.
- It was the first TD reception of his career.

**VS. PITTSBURGH (10/25):** 3 receptions for 71 yards (23.7 avg.).

**VS. SAN DIEGO (12/13):** 4 receptions for 87 yards (21.8 avg.) and 1 TD.
- Caught a 44-yard TD pass from QB Alex Smith that would ultimately be the deciding score in the victory.

**POSTSEASON:**

**AFC WILD CARD AT HOUSTON (1/9):** 2 receptions for 9 yards (4.5 avg.).

**AFC DIVISIONAL AT NEW ENGLAND (1/16):** 5 receptions for 57 yards (11.4 avg.) and 1 TD.
- Caught a 10-yard TD pass from Smith to make it a 1-score game in the 3rd quarter.

### 2014 (KANSAS CITY):
- Played in 12 games with 2 starts.
- Inactive for 4 games.
- 16 receptions for 260 yards (16.3 avg.).

**VS. TENNESSEE (9/7):** Played but did not record any stats.
- Made his NFL debut.

**AT ARIZONA (12/7):** 4 receptions for 53 yards (13.3 avg.).
- Made his first NFL start.

**AT PITTSBURGH (12/21):** 5 receptions for 87 yards (17.4 avg.).

## BEFORE THE NFL

### COLLEGE (GEORGIA STATE):
- 4-year letterman (2010-13) and 3-year starter.

**CAREER:** Played in 42 games with 29 starts; 175 receptions for 3,190 yards (18.2 avg.) and 23 TDs; 47 carries for 331 yards (7.0 avg.) and 1 TD; 95 kickoff returns for 2,328 yards (24.5 avg.) and 2 TDs; 41 punt returns for 374 yards (9.1 avg.); 0-for-2 passing.
- Left as the school's all-time leader in nearly every receiving category, including receptions (175), receiving yards (3,190) and receiving TDs (23).
- His career total of 6,235 all-purpose yards ranked among the top 30 in NCAA history when he left school.
- Left Georgia State as the school's all-time leading scorer with 26 TDs and 156 points.
- Also left school as the program's all-time leader in kickoff returns (95), kickoff return yards (2,338), punt returns (41) and punt return yards (376).

- Became the 1st player in school history to be invited to the NFL Scouting Combine.

**SENIOR (2013):** Started all 12 games; 71 receptions for 1,177 yards (16.6 avg.) and 8 TDs; 24 carries for 251 yards (10.5 avg.) and 1 TD; 31 kickoff returns for 720 yards (23.2 avg.); 15 punt returns for 125 yards (8.3 avg.).

- 1st-team All-Sun Belt at wide receiver and 2nd-team All-Sun Belt as an all-purpose player.
- His 190.2 all-purpose yards per game was 2nd in FBS.
- His 98.1 receiving yards per game led the Sun Belt and his 5.9 receptions per game were 2nd.
- Set single-season school records in receptions (71), receiving yards (1,177), receiving TDs (8) and all-purpose yards (2,283).
- Honorable mention All-American.
- Team captain.

**JUNIOR (2012):** Played in all 11 games with 10 starts; 48 receptions for 947 yards (19.7 avg.) and 7 TDs; 8 carries for 18 yards (2.3 avg.); 29 kickoff returns for 751 yards (25.9 avg.) and 1 TD; 10 punt returns for 94 yards (9.4 avg.).

- His 164.5 all-purpose yards per game led the CAA and his 86.1 receiving yards per game were 4th in the conference.
- CAA Co-Special Teams Player of the Year.
- 1st-team All-CAA at kickoff returner and 3rd-team All-CAA at wide receiver.
- Team co-MVP for offense and MVP for special teams.

**SOPHOMORE (2011):** Played in 9 games with 7 starts; 37 receptions for 772 yards (20.9 avg.) and 6 TDs; 4 carries for 44 yards (11.0 avg.); 13 kickoff returns for 239 yards (18.4 avg.); 13 punt returns for 155 yards (11.9 avg.).

- His 11.9 punt return average was 8th in FCS and his 85.8 receiving yards per game were 20th.

**TRUE FRESHMAN (2010):** Played in 10 games; 19 receptions for 294 yards (15.5 avg.) and 2 TDs; 11 carries for 18 yards (1.6 avg.); 22 kickoff returns for 618 yards (28.1 avg.) and 1 TD; 3 punt returns for 2 yards (0.7 avg.).

- Team MVP on special teams.

### HIGH SCHOOL (PORT ST. LUCIE HS – PORT ST. LUCIE, FLA.)

- Played quarterback and defense.

**SENIOR (2009):** 1,029 passing yards and 9 TDs; 824 rushing yards and 11 TDs; 81 receiving yards; 132 interception return yards; 565 kickoff/punt return yards.

- All-Area Offensive Player of the Year.

## OFF THE FIELD

### COMMUNITY:

- Started the Albert Wilson Foundation to enhance the lives of youth in foster care and underserved communities.
- Served as a mentor with Big Brothers, Big Sisters of Kansas City.
- Partnered with St. Lucie County Public Schools to promote higher learning and academic excellence.
- Annually hosts a back-to-school drive and free youth football camp in his hometown of Fort Pierce.
- Partnered with Chiefs WR Chris Conley to donate $100 per catch in the 2017 season to benefit the Catch A Break program that provides teenage boys in foster care with vouchers to purchase school clothes and shoes.

### PERSONAL:

- **MAJOR:** Sociology.

## ALBERT WILSON'S NFL REGULAR SEASON STATS

| | | | | RECEIVING | | | | | RUSHING | | | | |
|---|---|---|---|---|---|---|---|---|---|---|---|---|---|
| YEAR | TEAM | GP | GS | REC | YDS | AVG | LG | TD | ATT | YDS | AVG | LG | TD |
| 2014 | KANSAS CITY | 12 | 2 | 16 | 260 | 16.3 | 48 | 0 | 0 | 0 | 0.0 | 0 | 0 |
| 2015 | KANSAS CITY | 14 | 12 | 35 | 451 | 12.9 | 44t | 2 | 5 | 26 | 5.2 | 8 | 0 |
| 2016 | KANSAS CITY | 16 | 5 | 31 | 279 | 9.0 | 42 | 2 | 2 | 50 | 25.0 | 55t | 1 |
| 2017 | KANSAS CITY | 13 | 7 | 42 | 554 | 13.2 | 63t | 3 | 3 | 6 | 2.0 | 6 | 0 |
| 2018 | MIAMI | 7 | 3 | 26 | 391 | 15.0 | 75t | 4 | 8 | 16 | 2.0 | 5 | 0 |
| | **NFL TOTALS** | **62** | **29** | **150** | **1935** | **12.9** | **75t** | **11** | **18** | **98** | **5.4** | **55t** | **1** |

## ALBERT WILSON'S NFL PLAYOFF STATS

| | | | | RECEIVING | | | | | RUSHING | | | | |
|---|---|---|---|---|---|---|---|---|---|---|---|---|---|
| YEAR | TEAM | GP | GS | REC | YDS | AVG | LG | TD | ATT | YDS | AVG | LG | TD |
| 2015 | KANSAS CITY | 2 | 2 | 7 | 66 | 9.4 | 19 | 1 | 2 | 11 | 5.5 | 9 | 0 |
| 2016 | KANSAS CITY | 1 | 1 | 2 | 3 | 1.5 | 5t | 1 | 0 | 0 | 0.0 | 0 | 0 |
| 2017 | KANSAS CITY | 1 | 1 | 2 | 26 | 13.0 | 18 | 0 | 0 | 0 | 0.0 | 0 | 0 |
| | **PLAYOFF TOTALS** | **4** | **4** | **11** | **95** | **8.6** | **19** | **2** | **2** | **11** | **5.5** | **9** | **0** |

### ADDITIONAL STATS

**Passing:** (Miami) 1-for-1 (100.0 pct.) for 52 yards and 1 TD in 2018.
**Kickoff Returns:** (Kansas City) 1 for 21 yards in 2014, 1 for 13 yards in 2016, 1 for 18 yards in 2017 for total of 3 for 52 yards (17.3 avg.).
**Special Teams Tackles:** (Kansas City) 3 in 2014, 1 in 2015, 2 in 2016, (Miami) 2 in 2018 for total of 8 (P-1).
**Miscellaneous Tackles:** (Kansas City) 3 in 2016, 1 in 2017, (Miami) 1 in 2018 for total of 5.
**Special Teams Forced Fumbles:** (Kansas City) 1 in 2014.

### SINGLE-GAME CAREER HIGHS

| | | |
|---|---|---|
| **Receptions:** | 10 | at Denver, 12/31/17 |
| **Receiving Yards:** | 155 | vs. Chicago, 10/14/18 |
| **Longest Reception:** | 63t | at Oakland, 10/19/17 |
| **Receiving TDs:** | 1 | 9 times, last: vs. Oakland, 9/23/18 |

## 100-YARD RECEIVING GAMES (1)

| DATE | OPPONENT | REC | YDS | AVG | LG | TD |
|---|---|---|---|---|---|---|
| 12/31/17 | at Denver | 10 | 147 | 14.7 | 24 | 0 |
| 10/14/18 | vs. Chicago | 6 | 155 | 25.8 | 75t | 2 |

## 2014 GAME-BY-GAME STATS (KANSAS CITY)

| DATE | OPPONENT | P/S | REC | YDS | AVG | LG | TD |
|---|---|---|---|---|---|---|---|
| 09/07 | TENNESSEE | 1/0 | 0 | 0 | 0.0 | - | 0 |
| 09/14 | at Denver | | | INACTIVE | | | |
| 09/21 | at Miami | | | INACTIVE | | | |
| 09/29 | NEW ENGLAND | | | INACTIVE | | | |
| 10/5 | at San Francisco | | | INACTIVE | | | |
| 10/19 | at San Diego | 1/0 | 1 | 11 | 11.0 | 11 | 0 |
| 10/26 | ST. LOUIS | 1/0 | 0 | 0 | 0.0 | - | 0 |
| 11/02 | N.Y. JETS | 1/0 | 1 | 13 | 13.0 | 13 | 0 |
| 11/09 | at Buffalo | 1/0 | 0 | 0 | 0.0 | - | 0 |
| 11/16 | SEATTLE | 1/0 | 0 | 0 | 0.0 | - | 0 |
| 11/20 | at Oakland | 1/0 | 2 | 27 | 13.5 | 23 | 0 |
| 11/30 | DENVER | 1/0 | 0 | 0 | 0.0 | - | 0 |
| 12/07 | at Arizona | 1/1 | 4 | 53 | 13.3 | 22 | 0 |
| 12/14 | OAKLAND | 1/0 | 3 | 69 | 23.0 | 48 | 0 |
| 12/21 | at Pittsburgh | 1/1 | 5 | 87 | 17.4 | 33 | 0 |
| 12/28 | SAN DIEGO | 1/0 | 0 | 0 | 0.0 | - | 0 |
| **2014 TOTALS** | | **12/2** | **16** | **260** | **16.3** | **48** | **0** |

## 2015 GAME-BY-GAME STATS (KANSAS CITY)

| DATE | OPPONENT | P/S | REC | YDS | AVG | LG | TD |
|---|---|---|---|---|---|---|---|
| 09/13 | at Houston | 1/1 | 3 | 25 | 8.3 | 13 | 0 |
| 09/17 | DENVER | 1/1 | 0 | 0 | 0.0 | - | 0 |
| 09/28 | at Green Bay | 1/0 | 0 | 0 | 0.0 | - | 0 |
| 10/4 | at Cincinnati | | | INACTIVE | | | |
| 10/11 | CHICAGO | | | INACTIVE | | | |
| 10/18 | at Minnesota | 1/0 | 3 | 57 | 19.0 | 42t | 1 |
| 10/25 | PITTSBURGH | 1/1 | 3 | 71 | 23.7 | 40 | 0 |
| 11/01 | DETROIT | 1/1 | 3 | 12 | 4.0 | 6 | 0 |
| 11/15 | at Denver | 1/1 | 1 | 16 | 16.0 | 16 | 0 |
| 11/22 | at San Diego | 1/1 | 4 | 56 | 14.0 | 27 | 0 |
| 11/29 | BUFFALO | 1/1 | 3 | 25 | 8.3 | 16 | 0 |
| 12/06 | at Oakland | 1/1 | 1 | 17 | 17.0 | 17 | 0 |
| 12/13 | SAN DIEGO | 1/1 | 4 | 87 | 21.8 | 44t | 1 |
| 12/20 | at Baltimore | 1/1 | 4 | 27 | 6.8 | 11 | 0 |
| 12/27 | CLEVELAND | 1/1 | 3 | 34 | 11.3 | 19 | 0 |
| 01/03 | OAKLAND | 1/1 | 3 | 24 | 8.0 | 14 | 0 |
| **2015 TOTALS** | | **14/12** | **35** | **451** | **12.9** | **44t** | **2** |

| DATE | OPPONENT | P/S | REC | YDS | AVG | LG | TD |
|---|---|---|---|---|---|---|---|
| 01/09 | at Houston* | 1/1 | 2 | 9 | 4.5 | 6 | 0 |
| 01/16 | at New England** | 1/1 | 5 | 57 | 11.4 | 19 | 1 |
| **PLAYOFF TOTALS** | | **2/2** | **7** | **66** | **9.4** | **19** | **1** |

** AFC Wild Card game*
*** AFC Divisional game*

## 2016 GAME-BY-GAME STATS (KANSAS CITY)

| DATE | OPPONENT | P/S | REC | YDS | AVG | LG | TD |
|---|---|---|---|---|---|---|---|
| 09/11 | SAN DIEGO | 1/1 | 3 | 1 | 0.3 | 3 | 0 |
| 09/18 | at Houston | 1/0 | 2 | 11 | 5.5 | 7 | 0 |
| 09/25 | N.Y. JETS | 1/0 | 0 | 0 | 0.0 | - | 0 |
| 10/02 | at Pittsburgh | 1/0 | 5 | 52 | 10.4 | 17 | 0 |
| 10/16 | at Oakland | 1/0 | 1 | 26 | 26.0 | 26 | 0 |
| 10/23 | NEW ORLEANS | 1/0 | 1 | 4 | 4.0 | 4 | 0 |
| 10/30 | at Indianapolis | 1/1 | 0 | 0 | 0.0 | - | 0 |
| 11/06 | JACKSONVILLE | 1/0 | 3 | 42 | 14.0 | 23t | 1 |
| 11/13 | at Carolina | 1/1 | 4 | 25 | 6.3 | 10 | 0 |
| 11/20 | TAMPA BAY | 1/1 | 4 | 19 | 4.8 | 7 | 1 |
| 11/27 | at Denver | 1/0 | 2 | 6 | 3.0 | 4 | 0 |
| 12/04 | at Atlanta | 1/1 | 4 | 48 | 12.0 | 21 | 0 |
| 12/08 | OAKLAND | 1/0 | 0 | 0 | 0.0 | - | 0 |
| 12/18 | TENNESSEE | 1/0 | 0 | 0 | 0.0 | - | 0 |
| 12/25 | DENVER | 1/0 | 1 | 3 | 3.0 | 3 | 0 |
| 01/01 | at San Diego | 1/0 | 1 | 42 | 42.0 | 42 | 0 |
| **2016 TOTALS** | | **16/5** | **31** | **279** | **9.0** | **42** | **2** |

| DATE | OPPONENT | P/S | REC | YDS | AVG | LG | TD |
|---|---|---|---|---|---|---|---|
| 01/08 | PITTSBURGH* | 1/1 | 2 | 3 | 1.5 | 5t | 1 |

** AFC Divisional game*

## 2017 GAME-BY-GAME STATS (KANSAS CITY)

| DATE | OPPONENT | P/S | REC | YDS | AVG | LG | TD |
|---|---|---|---|---|---|---|---|
| 09/07 | at New England | 1/0 | 5 | 37 | 7.4 | 13 | 0 |
| 09/17 | PHILADELPHIA | 1/0 | 2 | 22 | 11.0 | 12 | 0 |
| 09/24 | at L.A. Chargers | 1/0 | 3 | 18 | 6.0 | 11 | 1 |
| 10/02 | WASHINGTON | 1/1 | 4 | 63 | 15.8 | 37 | 0 |
| 10/08 | at Houston | 1/1 | 2 | 18 | 9.0 | 12 | 0 |
| 11/15 | PITTSBURGH | | | INACTIVE | | | |
| 10/19 | at Oakland | 1/0 | 1 | 63 | 63.0 | 63t | 1 |
| 10/30 | DENVER | 1/0 | 0 | 0 | 0.0 | - | 0 |
| 11/5 | at Dallas | | | INACTIVE | | | |
| 11/19 | at N.Y. Giants | | | INACTIVE | | | |
| 11/26 | BUFFALO | 1/1 | 3 | 36 | 12.0 | 19t | 1 |
| 12/03 | at N.Y. Jets | 1/1 | 3 | 27 | 9.0 | 11 | 0 |
| 12/10 | OAKLAND | 1/1 | 5 | 72 | 14.4 | 36 | 0 |
| 12/16 | L.A. CHARGERS | 1/1 | 1 | 15 | 15.0 | 15 | 0 |
| 12/24 | MIAMI | 1/1 | 3 | 36 | 12.0 | 13 | 0 |
| 12/31 | at Denver | 1/0 | 10 | 147 | 14.7 | 24 | 0 |
| **2016 TOTALS** | | **13/7** | **42** | **554** | **13.2** | **63t** | **3** |

| DATE | OPPONENT | P/S | REC | YDS | AVG | LG | TD |
|---|---|---|---|---|---|---|---|
| 01/08 | TENNESSEE* | 1/1 | 2 | 26 | 13.0 | 18 | 0 |

** AFC Wild Card game*

## 2018 GAME-BY-GAME STATS (MIAMI)

| DATE | OPPONENT | P/S | REC | YDS | AVG | LG | TD |
|---|---|---|---|---|---|---|---|
| 09/09 | TENNESSEE | 1/0 | 3 | 31 | 10.3 | 21 | 0 |
| 09/16 | at N.Y. Jets | 1/0 | 3 | 37 | 12.3 | 29t | 1 |
| 09/23 | OAKLAND | 1/0 | 2 | 74 | 37.0 | 74t | 1 |
| 09/30 | at New England | 1/1 | 4 | 19 | 4.8 | 13 | 0 |
| 10/07 | at Cincinnati | 1/0 | 5 | 43 | 8.6 | 16 | 0 |
| 10/14 | CHICAGO | 1/1 | 6 | 155 | 25.8 | 75t | 2 |
| 10/21 | DETROIT | 1/1 | 3 | 32 | 10.7 | 25 | 0 |
| 10/25 | at Houston | | | INJURED RESERVE | | | |
| 11/04 | N.Y. JETS | | | INJURED RESERVE | | | |
| 11/11 | at Green Bay | | | INJURED RESERVE | | | |
| 11/25 | at Indianapolis | | | INJURED RESERVE | | | |
| 12/02 | BUFFALO | | | INJURED RESERVE | | | |
| 12/09 | NEW ENGLAND | | | INJURED RESERVE | | | |
| 12/16 | at Minnesota | | | INJURED RESERVE | | | |
| TBD | JACKSONVILLE | | | INJURED RESERVE | | | |
| 12/30 | at Buffalo | | | INJURED RESERVE | | | |
| **2018 TOTALS** | | **7/3** | **26** | **391** | **15.0** | **75t** | **4** |

# 33 JOMAL WILTZ

CORNERBACK // 5-10 // 180 // IOWA STATE '17
ACQUIRED: FA, '19
HOMETOWN: HOUSTON, TEXAS // BORN: 10/23/94
NFL: FIRST SEASON // DOLPHINS: FIRST SEASON

## NFL CAREER

### TRANSACTIONS:

- Signed by Miami on Feb. 15, 2019.
- Released from New England's practice squad on Feb. 4, 2019.
- Signed to New England's practice squad on Sept. 2, 2018.
- Waived by New England on Sept. 1, 2018.
- Signed to New England's practice squad on Sept. 25, 2017.
- Released from New England's practice squad on Sept. 20, 2017.
- Signed to New England's practice squad on Sept. 7, 2017.
- Waived by Philadelphia on Sept. 2, 2017.
- Signed by Philadelphia as an undrafted college free agent on May 11, 2017.

### 2018 (NEW ENGLAND):

- Spent the entire season on New England's practice squad.

### 2017 (PHILADELPHIA/NEW ENGLAND):

- Spent two stints on New England's practice squad.
- Spent the offseason and training camp with Philadelphia before being waived on Sept. 2.

## BEFORE THE NFL

### COLLEGE (IOWA STATE):

- 2-year letterman (2015-16) and 1-year starter.
- Transferred from Trinity Valley Community College (Texas) following his sophomore season (2014).
- Also competed in track and field at Iowa State in 2016 and 2017.

**CAREER (AT IOWA STATE):** Played in 24 games with 18 starts; 90 tackles (60 solo), 0.5 sacks, 2 interceptions and 19 passes defensed; 12 kickoff returns for 271 yards (22.6 avg.).

**SENIOR (2016 AT IOWA STATE):** Played in all 12 games with 11 starts; 49 tackles (32 solo), 0.5 sacks, 2 interceptions and 11 passes defensed.

- Honorable mention All-Big 12.
- Named team's defensive MVP.
- His 11 passes defensed ranked 2nd on the team and 7th in the Big 12.

**JUNIOR (2015 AT IOWA STATE):** Played in all 12 games with 7 starts; 41 tackles (28 solo) and 8 passes defensed; 12 kickoff returns for 271 yards (22.6 avg.).

**SOPHOMORE (2014 AT TRINITY VALLEY CC):** 79 tackles, 1 interception and 15 passes defensed.

- 1st-team all-conference.
- Helped team finish with a 12-0 record.

**TRUE FRESHMAN (2013 AT TRINITY VALLEY CC):** 45 tackles, 1 interception and 12 passes defensed.

### HIGH SCHOOL (NORTH SHORE HS – GALENA PARK, TEXAS)

- Also competed in track and field.
- Was an all-state performer in the long jump and 100 meters his senior year.

**SENIOR (2012):** 2nd-team all-district.

## OFF THE FIELD

### PERSONAL:

- **MAJOR:** Kinesiology and health.

## 1972 DOLPHINS LEAD NFL IN POINTS SCORED AND ALLOWED

En route to their perfect 17-0 season, the 1972 Miami Dolphins led the NFL that year in both points scored and points allowed. During the regular season, they averaged 27.5 points per contest while yielding an average of only 12.2. They are one of only 12 teams in NFL history to achieve this feat, and of the other 11, only the 1996 Green Bay Packers went on to win the Super Bowl.

# 76 JONATHAN WOODARD

DEFENSIVE END // 6-5 // 271 // CENTRAL ARKANSAS '16
ACQUIRED: FA, '17
HOMETOWN: BRENTWOOD, TENN. // BORN: 9/19/93
NFL: SECOND SEASON // DOLPHINS: SECOND SEASON

## NFL CAREER

### TRANSACTIONS:

- Promoted from Miami's practice squad on Sept. 26, 2018.
- Signed to Miami's practice squad on Sept. 3, 2018.
- Waived by Miami on Sept. 1, 2018.
- Signed by Miami on Jan. 1, 2018.
- Signed to Miami's practice squad on Dec. 5, 2017.
- Released from Atlanta's practice squad on Oct. 24, 2017.
- Signed to Atlanta's practice squad on Oct. 11, 2017.
- Waived by Jacksonville on Sept. 2, 2017.
- 7th-round pick (226th overall) by Jacksonville in the 2016 NFL draft.

### CAREER HIGHLIGHTS:

- Played in 6 career games.
- 10 tackles (8 solo) and 1 sack.

### 2018 (MIAMI):

- Played in 6 games.
- Inactive for 7 games.
- 10 tackles (8 solo) and 1 sack.
- Promoted from Miami's practice squad on Sept. 26.

**AT NEW ENGLAND (9/30):** 4 tackles (3 solo).
- Made NFL debut.

**VS. CHICAGO (10/14):** 3 solo tackles and 1 sack.
- Sacked QB Mitch Trubisky for a loss of 7 yards in the 2nd quarter.

**VS. JACKSONVILLE (12/23):** 1 solo tackle.

### 2017 (MIAMI/ATLANTA/JACKSONVILLE):

- Spent parts of the season on Miami and Atlanta's practice squads.
- Was with Jacksonville for the offseason and training camp.

### 2016 (JACKSONVILLE):

- Missed the entire season after being placed on the physically unable to perform list on July 26.

## BEFORE THE NFL

### COLLEGE (CENTRAL ARKANSAS):

- 4-year letterman (2012-15) and 3-year starter.

**CAREER:** Played in all 47 games with 39 starts; 176 tackles (106 solo), 30.5 sacks, 1 interception, 3 passes defensed, 5 forced fumbles and 5 fumble recoveries; 3 blocked kicks.
- Finished his career as the school's all-time leader in sacks (30.5) and tackles for loss (53.0).
- 4-team All-Southland Conference honoree.

**SENIOR (2015):** Started all 11 games; 34 tackles (15 solo), 5.5 sacks, 1 forced fumble and 1 fumble recovery; 1 blocked kick.
- 1st-team All-Southland Conference.
- Won the Dan Hampton Award (top collegiate defensive lineman in the state of Arkansas).

**JUNIOR (2014):** Started all 12 games; 56 tackles (30 solo), 10 sacks, 1 interception, 2 passes defensed; 2 blocked kicks.
- Southland Conference Defensive Player of the Year.
- 1st-team All-Southland Conference.
- Finalist for the Buck Buchanan Award (nation's top FCS defensive player).

**SOPHOMORE (2013):** Started all 12 games; 50 tackles (34 solo), 8 sacks, 1 pass defensed, 2 forced fumbles and 1 fumble recovery.
- 1st-team All-Southland Conference.

**REDSHIRT FRESHMAN (2012):** Played in all 12 games with 4 starts; 36 tackles (27 solo), 7 sacks, 2 forced fumbles and 3 fumble recoveries.
- Southland Conference Freshman of the Year.
- 1st-team All-Southland Conference.
- Redshirted in 2011.

### HIGH SCHOOL (RAVENWOOD HS – BRENTWOOD, TENN.)

- Also lettered in track and field and competed in jumps and sprints.
- Totaled 73 tackles, 11 sacks and 7 pass breakups during his final 2 seasons.

## OFF THE FIELD

### PERSONAL:

- **GRADUATE DEGREE:** MBA in Health Care Administration.

## JONATHAN WOODARD'S NFL REGULAR SEASON STATS

| | | | | TACKLES | | | | | INTERCEPTIONS | | | | | FUMBLES | |
|---|---|---|---|---|---|---|---|---|---|---|---|---|---|---|---|
| YEAR | TEAM | GP | GS | TOT | SOLO | ASST | SK | YDS | INT | YDS | LG | TD | PD | FF | FR |
| 2018 | MIAMI | 6 | 0 | 10 | 8 | 2 | 1.0 | 7.0 | 0 | 0 | 0 | 0 | 0 | 0 | 0 |
| | **NFL TOTALS** | **6** | **0** | **10** | **8** | **2** | **1.0** | **7.0** | **0** | **0** | **0** | **0** | **0** | **0** | **0** |

## DOLPHINS WIN THE NFL'S LONGEST GAME

The Dolphins kicked off the 2018 season on Sept. 9 with a 27-20 victory over Tennessee in the longest game played in the NFL since the 1970 AFL/NFL merger at a time of seven hours and eight minutes.

The contest was delayed on two separate occasions due to lightning in the area. The first delay came with 1:11 remaining in the second quarter and lasted one hour and 57 minutes. Following the conclusion of the first half, both teams remained on the field for a halftime duration of three minutes and 30 seconds.

The second delay occurred with 6:57 left in the third quarter and halted play for two hours and two minutes.

At the time of the second stoppage, the Dolphins led 7-3. When play resumed, there was a barrage of scoring as the Dolphins kicked a field goal in the third quarter and both teams scored 17 points each in the fourth quarter, leading Miami to the 27-20 win.

The seven hour and eight minute contest topped the previous NFL record of five hours and 16 minutes in a 2013 game between Chicago and Baltimore.

## DOLPHINS ARE TRUE GLOBETROTTERS

The Miami Dolphins have been the NFL's globetrotters in their history, having played regular season games in London (four times) and Toronto as well as preseason contests in London, Berlin, Tokyo and Mexico City.

The Dolphins and Bills took part in the NFL's first-ever regular season game staged in Canada on Dec. 7, 2008 as Miami recorded a 16-3 victory at the Rogers Centre in Toronto. On Oct. 28, 2007. The Dolphins also battled the New York Giants at London's Wembley Stadium before a crowd of 81,176 in the first-ever NFL regular season game that was staged outside of North America. Miami returned to Wembley on Sept. 28, 2014, and earned 38-14 win against Oakland before a crowd of 83,436 and made its third regular season appearance in London when the team fell to the New York Jets, 27-14, at Wembley Stadium on Oct. 4, 2015. The Dolphins most recent appearance was on Oct. 1, 2017 when they fell to the New Orleans Saints, 20-0, at Wembley Stadium.

From 1986-2003, the NFL held American Bowl games and the Dolphins made four appearances in the preseason series. Miami was 4-0 in those games played on foreign soil, with wins in London (1988), Tokyo (1991), Berlin (1992) and Mexico City (1997). The Dolphins became the first NFL team to win four American Bowl contests, and they also became the first team to win an American Bowl matchup in each of the three continents in which the games have been played.

*London 1988*

*Tokyo 1991*

# 2019 DRAFT CHOICES

| ROUND | PICK | OVERALL | PLAYER | POSITION | COLLEGE |
|---|---|---|---|---|---|
| 1 | 13 | 13 | Christian Wilkins | DT | Clemson |
| 3 | 15 | 78 | Michael Deiter | G | Wisconsin |
| 5 | 13 | 151 | Andrew Van Ginkel | LB | Wisconsin |
| 6 | 30 | 202 | Isaiah Prince | T | Ohio State |
| 7 | 19 | 233 | Chandler Cox | FB | Auburn |
| 7 | 20 | 234 | Myles Gaskin | RB | Washington |

# 38 CHANDLER COX

FULLBACK // 6-1 // 240 // AUBURN '19
ACQUIRED: D7A, '19
HOMETOWN: APOPKA, FLA. // BORN: 7/29/96
NFL: ROOKIE SEASON // DOLPHINS: ROOKIE SEASON

## BEFORE THE NFL

### COLLEGE (AUBURN):

- 4-year starter (2015-18).

**CAREER:** Played in 52 games with 41 starts; 11 carries for 18 yards (1.6 avg.) and 3 TDs; 26 receptions for 237 yards (9.1 avg.) and 1 TD; 1 kickoff return for 18 yards; 1-of-2 passing (50.0 pct.) for -3 yards.

**SENIOR (2018):** Played in all 13 games with 11 starts; 3 carries for 3 yards (1.0 avg.) and 2 TDs; 11 receptions for 93 yards (8.5 avg.) and 1 TD; 1 kickoff return for 18 yards.

**JUNIOR (2017):** Played in all 14 games with 11 starts; 1 carry for 0 yards; 8 receptions for 78 yards (9.8 avg.).

**SOPHOMORE (2016):** Played in 12 games with 9 starts; 7 carries for 15 yards (2.1 avg.) and 1 TD; 4 receptions for 41 yards (10.3 avg.); 1-of-2 passing (50.0 pct.) for -3 yards.

**TRUE FRESHMAN (2015):** Played in all 13 games with 10 starts; 3 receptions for 25 yards (8.3 avg.).

### HIGH SCHOOL (APOPKA HS – APOPKA, FLA.)

- Played quarterback and running back.

**CAREER:** Nearly 3,000 total yards.

- Combined for 21 rushing TDs and 15 passing TDs in junior and senior seasons.

**SENIOR (2014):**

- Helped lead team to state championship.

## OFF THE FIELD

### PERSONAL:

- **MAJOR:** Interdepartmental studies.

## CHANDLER COX'S COLLEGE STATS

| | | | | RUSHING | | | | | RECEIVING | | | | |
|---|---|---|---|---|---|---|---|---|---|---|---|---|---|
| YEAR | TEAM | GP | GS | ATT | YDS | AVG | LG | TD | REC | YDS | AVG | LG | TD |
| 2015 | AUBURN | 13 | 10 | 0 | 0 | 0.0 | - | 0 | 3 | 25 | 8.3 | 10 | 0 |
| 2016 | AUBURN | 12 | 9 | 7 | 15 | 2.1 | 6 | 1 | 4 | 41 | 10.3 | 15 | 0 |
| 2017 | AUBURN | 14 | 11 | 1 | 0 | 0.0 | 0 | 0 | 8 | 78 | 9.8 | 21 | 0 |
| 2018 | AUBURN | 13 | 11 | 3 | 3 | 1.0 | 1 | 2 | 11 | 93 | 8.5 | 19 | 1 |
| | **NCAA TOTALS** | **52** | **41** | **11** | **18** | **1.6** | **6** | **3** | **26** | **237** | **9.1** | **21** | **1** |

### ADDITIONAL STATS

**Passing:** 1-of-2 (50 pct.) for -3 yards in 2016.
**Kickoff Returns:** 1 for 18 yards in 2018.

# 63 MICHAEL DEITER

GUARD // 6-6 // 310 // WISCONSIN '19
ACQUIRED: D3, '19
HOMETOWN: CURTICE, OHIO // BORN: 9/3/96
NFL: ROOKIE SEASON // DOLPHINS: ROOKIE SEASON

## BEFORE THE NFL

### COLLEGE (WISCONSIN):

- 4-year starter (2015-18).

**CAREER:** Started all 54 games – 24 at left guard, 16 at center and 14 at left tackle.

- His 54 starts were the most in school history and 2nd in Big Ten history.

**SENIOR (2018):** Started all 13 games at left guard.

- 1st-team All-American.
- 1st-team All-Big Ten.
- Big Ten Offensive Lineman of the Year.
- Blocked for an offense that averaged 273.4 rushing yards per game, which led the Big Ten and was 6th in the nation.
- Voted a team captain.

**JUNIOR (2017):** Started all 14 games at left tackle; 1 carry for 4 yards and 1 TD.

- 2nd-team All-American.
- 1st-team All-Big Ten.
- Part of an offensive line unit that allowed just 1.5 sacks per game, which led the Big Ten.
- Helped the offense rank 2nd in the Big Ten in rushing offense (222.9 yards per game) and 3rd in total offense (415.0 yards per game).

**SOPHOMORE (2016):** Started all 14 games – 10 at center and 4 at left guard.

- Honorable mention All Big-Ten.
- Helped the offense average 203.1 rushing yards per game.

**REDSHIRT FRESHMAN (2015):** Started all 13 games – 7 at left guard and 6 at center.

- Honorable mention All Big-Ten.
- Big Ten All-Freshman Team.
- Redshirted in 2014.

### HIGH SCHOOL (GENOA HS – CURTICE, OHIO)

- Played on offensive and defensive line.
- Also lettered in baseball.

**SENIOR (2013):** 42 solo tackles and 6.5 sacks.

- 1st-team all-state.
- 1st-team all-district.
- 1st-team all-conference.
- District Lineman of the Year.
- Region Lineman of the Year.

**JUNIOR (2012):**

- 1st-team all-district.
- Named to all-conference team as both offensive and defensive lineman.

## OFF THE FIELD

### PERSONAL:

- **PRONUNCIATION:** Last name is pronounced DEE-ter.
- **MAJOR:** Retailing and consumer behavior.

## MICHAEL DEITER'S COLLEGE STATS

**GAMES/STARTS:** 2015: 13/13, 2016: 14/14, 2017: 14/14, 2018: 13/13 **NCAA TOTALS: 54/54**

### ADDITIONAL STATS

**Rushing:** 1 for 4 and 1 TD in 2017.

## LEAGUE LEADERS IN FEWEST SACKS ALLOWED

The Dolphins hold NFL records for most seasons leading the league in fewest sacks allowed (10 – 1973, 1982-90) and most consecutive seasons leading the league in the same category (1982-90). In addition, during the 1988 and 1989 seasons the Dolphins set an NFL record by not allowing a quarterback sack in 19 consecutive games. The streak far outdistanced the previous NFL mark of five straight games, which was accomplished on many occasions. In 1988, Miami set the NFL's single-season sack record by allowing only seven sacks in the 16-game season.

# 37 MYLES GASKIN

RUNNING BACK // 5-10 // 200 // WASHINGTON '19
ACQUIRED: D7B, '19
HOMETOWN: LYNNWOOD, WASH. // BORN: 2/15/97
NFL: ROOKIE SEASON // DOLPHINS: ROOKIE SEASON

## BEFORE THE NFL

### COLLEGE (WASHINGTON):

- 4-year starter (2015-18).

**CAREER:** Played in 52 games with 40 starts; 945 carries for 5,323 yards (5.6 avg.) and 57 TDs; 65 receptions for 465 yards (7.2 avg.) and 5 TDs; 6 kickoff returns for 90 yards (15.0 avg.); 1-of-1 passing for 2 yards and 1 TD.

- Finished his career as Washington's all-time leader in rushing yards (5,323), rushing TDs (57) and total TDs (62).
- His 5,323 rushing yards and 57 rushing TDs are both 3rd in Pac-12 history.
- Became the 1st player in Pac-12 history to record 1,000 rushing yards in 4 seasons.
- Became the 2nd player in FBS history to record 1,200 rushing yards in 4 seasons.

**SENIOR (2018):** Started 12 games; 259 carries for 1,268 yards (4.9 avg.) and 12 TDs; 21 receptions for 77 yards (3.7 avg.) and 1 TD; 4 kickoff returns for 74 yards (18.5 avg.); 1-of-1 passing for 2 yards and 1 TD.

- 2nd-team All-Pac-12.
- His 1,268 rushing yards were 4th in the Pac-12.
- His 12 rushing TDs were tied for 2nd in the Pac-12.

**JUNIOR (2017):** Played in all 13 games with 11 starts; 222 carries for 1,380 yards (6.2 avg.) and 21 TDs; 19 receptions for 232 yards (12.2 avg.) and 3 TDs; 1 kickoff return for 5 yards.

- 2nd-team All-Pac-12.
- His 21 rushing TDs led the Pac-12.

**SOPHOMORE (2016):** Played in all 14 games with 11 starts; 237 carries for 1,373 yards (5.8 avg.) and 10 TDs; 19 receptions for 137 yards (7.2 avg.) and 1 TD.

- 1st-team All-Pac-12.
- His 1,373 rushing yards ranked 3rd in the Pac-12.

**TRUE FRESHMAN (2015):** Played in all 13 games with 6 starts; 227 carries for 1,302 yards (5.7 avg.) and 14 TDs; 6 receptions for 19 yards (3.2 avg.); 1 kickoff return for 11 yards.

- Freshman All-American.
- Honorable mention All-Pac-12.
- His 14 rushing TDs were 3rd in the Pac-12.
- His 1,302 rushing yards were 4th in the Pac-12.
- Became the 1st true freshman in school history to rush for 1,000 yards.

### HIGH SCHOOL (O'DEA HS – SEATTLE, WASH.)

- Played running back, safety and outside linebacker.
- Also lettered in track.
- Won state title in 100-meters in 2015.

**SENIOR (2014):** 109 carries for 1,567 yards (14.4 avg.) and 25 TDs.

- 1st-team all-state at running back.
- 2nd-team all-state at all-purpose/returner.
- 1st-team all-region.
- 1st-team all-area.
- 1st-team all-metro at running back and safety.

**JUNIOR (2013):** Rushed for over 2,000 yards.

- 1st-team all-area.
- 1st-team all-league.

**SOPHOMORE (2012):**

- 1st-team all-metro at running back and outside linebacker.

## OFF THE FIELD

### PERSONAL:

- **MAJOR:** American ethnic studies.

## MYLES GASKIN'S COLLEGE STATS

| | | | | RUSHING | | | | | RECEIVING | | | | |
|---|---|---|---|---|---|---|---|---|---|---|---|---|---|
| YEAR | TEAM | GP | GS | ATT | YDS | AVG | LG | TD | REC | YDS | AVG | LG | TD |
| 2015 | WASHINGTON | 13 | 6 | 227 | 1302 | 5.7 | 86 | 14 | 6 | 19 | 3.2 | 8 | 0 |
| 2016 | WASHINGTON | 14 | 11 | 237 | 1373 | 5.8 | 68 | 10 | 19 | 137 | 7.2 | 24 | 1 |
| 2017 | WASHINGTON | 13 | 11 | 222 | 1380 | 6.2 | 69 | 21 | 19 | 232 | 12.2 | 76 | 3 |
| 2018 | WASHINGTON | 12 | 12 | 259 | 1268 | 4.9 | 80 | 12 | 21 | 77 | 3.7 | 14 | 1 |
| | **NCAA TOTALS** | **52** | **40** | **945** | **5323** | **5.6** | **86** | **57** | **65** | **465** | **7.2** | **76** | **5** |

### ADDITIONAL STATS

**Passing:** 1-of-1 (100.0 pct.) for 2 yards and 1 TD in 2018.
**Kickoff Returns:** 1 for 11 yards in 2015, 1 for 5 yards in 2017 and 4 for 74 yards (18.5 avg.) in 2018 for total of 6 for 90 yards (15.0 avg.).

# 72 ISAIAH PRINCE

TACKLE // 6-7 // 305 // OHIO STATE '19
ACQUIRED: D6, '19
HOMETOWN: GREENBELT, MD. // BORN: 7/29/97
NFL: ROOKIE SEASON // DOLPHINS: ROOKIE SEASON

## NFL CAREER

### COLLEGE (OHIO STATE):

- 4-year letterman (2015-18) and 3-year starter.

**CAREER:** Played in all 54 games with 41 starts at right tackle.

- Started 41 consecutive games to finish his career.

**SENIOR (2018):** Started all 14 games at right tackle.

- 1st-team All-Big Ten.
- Helped the offensive line allow the 3rd-fewest sacks in the Big Ten (23).
- Voted a team captain.

**JUNIOR (2017):** Started all 14 games at right tackle.

- 3rd-team All-Big Ten.

**SOPHOMORE (2016):** Started all 13 games at right tackle.

**TRUE FRESHMAN (2015):** Played in all 13 games.

### HIGH SCHOOL (ELEANOR ROOSEVELT HS – GREENBELT, MD.)

**SENIOR (2014):**

- 1st-team all-state.
- Helped lead his team to an 11-1 record.

## OFF THE FIELD

### PERSONAL:

- **MAJOR:** Sport industry.

## ISAIAH PRINCE'S COLLEGE STATS

**GAMES/STARTS:** 2015: 13/0, 2016: 13/13, 2017: 14/14, 2018: 14/14 — **NCAA TOTALS: 54/41**

# 43 ANDREW VAN GINKEL

LINEBACKER // 6-4 // 242 // WISCONSIN '19
ACQUIRED: D5, '19
HOMETOWN: ROCK VALLEY, IOWA // BORN: 7/1/95
NFL: ROOKIE SEASON // DOLPHINS: ROOKIE SEASON

## BEFORE THE NFL

### COLLEGE (WISCONSIN):

- 2-year letterman (2017-18) and 1-year starter.
- Transferred from Iowa Western Community College following his sophomore season (2016).
- Transferred from South Dakota following his redshirt freshman season (2015).

**CAREER (AT WISCONSIN):** Played in 27 games with 10 starts; 99 tackles (64 solo), 12 sacks, 7 passes defensed, 2 interceptions, 7 passes defensed, 4 forced fumbles and 1 fumble recovery; 1 blocked kick.

**SENIOR (2018 AT WISCONSIN):** Played in all 13 games with 10 starts; 60 tackles (38 solo), 5.5 sacks, 3 passes defensed and 2 forced fumbles; 1 blocked kick.

- 3rd-team All-Big Ten.
- His 5.5 sacks led the team.

**JUNIOR (2017 AT WISCONSIN):** Played in all 14 games; 39 tackles (26 solo), 6.5 sacks, 2 interceptions, 4 passes defensed, 2 forced fumbles and 1 fumble recovery.

- Helped the defense lead the nation in pass efficiency allowed (94.6 yards allowed per game) and rank 2nd in total defense (262.1 yards allowed per game).

**SOPHOMORE (2016 AT IOWA WESTERN CC):** Started all 11 games; 50 tackles (18 solo), 3.5 sacks, 1 interception, 1 pass defensed and 1

fumble recovery.

**REDSHIRT FRESHMAN (2015 AT SOUTH DAKOTA):** Started all 11 games at defensive end; 56 tackles (40 solo), 9 sacks, 2 passes defensed, 2 forced fumbles and 3 fumble recoveries; 1 blocked kick.

- 1st-team All-Missouri Valley Football Conference (MVFC).
- MVFC Freshman of the Year.
- Redshirted in 2014.

### HIGH SCHOOL (BAYDEN HULL/ROCK VALLEY HS – ROCK VALLEY, IOWA)

- Played quarterback and defensive back.
- Also lettered in basketball and track.

**CAREER:** 176 tackles, 10 interceptions and 10 fumble recoveries.

**SENIOR (2014):** 1,466 passing yards and 17 TDs; 1,413 rushing yards and 15 TDs; 95 tackles.

- 1st-team all-state at defensive back.

## OFF THE FIELD

### PERSONAL:

- **MAJOR:** Agricultural business management.

## ANDREW VAN GINKEL'S COLLEGE STATS

| | | | | TACKLES | | | | | INTERCEPTIONS | | | | | FUMBLES | |
|---|---|---|---|---|---|---|---|---|---|---|---|---|---|---|---|
| YEAR | TEAM | GP | GS | TOT | SOLO | ASST | SK | YDS | INT | YDS | LG | TD | PD | FF | FR |
| 2015 | SOUTH DAKOTA | 11 | 11 | 56 | 40 | 16 | 9.0 | 61.0 | 0 | 0 | 0 | 0 | 2 | 2 | 3 |
| 2016 | IOWA WESTERN | 11 | 11 | 50 | 18 | 32 | 3.5 | 31.0 | 1 | 37 | 37 | 0 | 1 | 0 | 1 |
| 2017 | WISCONSIN | 14 | 0 | 39 | 26 | 13 | 6.5 | 49.0 | 2 | 11 | 9 | 1 | 4 | 2 | 1 |
| 2018 | WISCONSIN | 13 | 10 | 60 | 38 | 22 | 5.5 | 47.0 | 0 | 0 | 0 | 0 | 3 | 2 | 0 |
| | **NCAA TOTALS** | **49** | **32** | **205** | **122** | **83** | **24.0** | **188.0** | **3** | **48** | **37** | **1** | **10** | **6** | **5** |

### ADDITIONAL STATS

**Defensive Touchdowns:** 9-yard interception return vs. Ohio State (12/2/17).

**Blocked Kicks:** (South Dakota) 1 in 2015, (Wisconsin) 1 in 2018 for total of 2.

# 97 CHRISTIAN WILKINS

DEFENSIVE TACKLE // 6-4 // 315 // CLEMSON '19
ACQUIRED: D1, '19
HOMETOWN: SPRINGFIELD, MASS. // BORN: 12/20/95
NFL: ROOKIE SEASON // DOLPHINS: ROOKIE SEASON

## BEFORE THE NFL

### COLLEGE (CLEMSON):

- 4-year letterman (2015-18) and 3-year starter.

**CAREER:** Played in all 59 games with 45 starts; 191 tackles (94 solo), 16 sacks, 16 passes defensed, 2 forced fumbles and 4 fumble recoveries; 2 blocked kicks; 4 carries for 13 yards (3.3 avg.) and 2 TDs; 2 receptions for 32 yards (16.0 avg.) and 1 TD.

- Finished his career tied for the most games played in school history (59).
- 1 of 4 players in school history to earn All-American honors in 3 different seasons.

**SENIOR (2018):** Started all 15 games; 50 tackles (26 solo), 6 sacks, 2 passes defensed, 1 forced fumble and 2 fumble recoveries; 1 blocked kick; 3 carries for 3 yards (1.0 avg.) and 2 TDs.

- Won the William V. Campbell Trophy (nation's best scholar-athlete) and became the 1st player in school history to win the award.
- Unanimous 1st-team All-American.
- 1st-team All-ACC.
- Finalist for the Chuck Bednarik Award (nation's top defensive player).
- Finalist for the Bronko Nagurski Trophy (best defensive player).
- Finalist for the Outland Trophy (nation's best interior lineman).
- Finalist for the Lombardi Award (based on performance, leadership, character and resiliency).
- Finalist for the Lott IMPACT Trophy (best defensive player in character and performance.
- Finalist for the Senior CLASS Award (most outstanding senior).
- Helped his team win the College Football Playoff National Championship.
- Voted a team captain.

**JUNIOR (2017):** Started all 14 games; 60 tackles (26 solo), 4.5 sacks and 4 passes defensed.
- Won the Bill Willis Award (nation's best defensive lineman).
- 1st-team All-American.
- 1st-team All-ACC.
- Served as a team captain.

**SOPHOMORE (2016):** Started all 15 games; 48 tackles (24 solo), 3.5 sacks, 10 passes defensed and 2 fumble recoveries; 1 blocked kick; 1 carry for 10 yards; 1 reception for 1 yard and 1 TD.
- 1st-team All-American.
- 2nd-team All-ACC.
- Finalist for the Bronko Nagurski Trophy (nation's best defensive player).
- Helped his team win the College Football Playoff National Championship.

**TRUE FRESHMAN (2015):** Played in all 15 games with 1 start; 33 tackles (18 solo), 2 sacks and 1 forced fumble; 1 reception for 31 yards.
- Freshman All-American.

### HIGH SCHOOL (SUFFIELD ACADEMY – SUFFIELD, CT.)
- Also lettered in basketball.

**CAREER:** Played in 35 games; 253 tackles, 28.5 sacks and 6 fumble recoveries.

**SENIOR (2014):** 71 tackles, 8 sacks and 4 forced fumbles.

**JUNIOR (2013):** 57 tackles.

**SOPHOMORE (2012):** 12 receptions for 209 yards (17.4 avg.) and 2 TDs.

## OFF THE FIELD

### PERSONAL:
- **MAJOR:** Communications.

## CHRISTIAN WILKINS' COLLEGE STATS

| | | | | TACKLES | | | | | INTERCEPTIONS | | | | | FUMBLES | |
|---|---|---|---|---|---|---|---|---|---|---|---|---|---|---|---|
| YEAR | TEAM | GP | GS | TOT | SOLO | ASST | SK | YDS | INT | YDS | LG | TD | PD | FF | FR |
| 2015 | CLEMSON | 15 | 1 | 33 | 18 | 15 | 2.0 | 14.0 | 0 | 0 | 0 | 0 | 0 | 1 | 0 |
| 2016 | CLEMSON | 15 | 15 | 48 | 24 | 24 | 3.5 | 23.0 | 0 | 0 | 0 | 0 | 10 | 0 | 2 |
| 2017 | CLEMSON | 14 | 14 | 60 | 26 | 34 | 4.5 | 22.0 | 0 | 0 | 0 | 0 | 4 | 0 | 0 |
| 2018 | CLEMSON | 15 | 15 | 50 | 26 | 24 | 6.0 | 41.0 | 0 | 0 | 0 | 0 | 2 | 1 | 2 |
| | **NCAA TOTALS** | **59** | **45** | **191** | **94** | **97** | **16.0** | **100.0** | **0** | **0** | **0** | **0** | **16** | **2** | **4** |

### ADDITIONAL STATS
**Rushing:** 1 for 10 yards in 2016, 3 for 3 yards (1.0 avg.) and 2 TDs in 2018 for total of 4 for 13 yards (3.3 avg.) and 2 TDs.

**Receiving:** 1 for 31 yards in 2015, 1 for 1 yard and 1 TD in 2016 for total of 2 for 32 yards (16.0 avg.) and 1 TD.

**Blocked Kicks:** 1 blocked field goal in 2016, 1 blocked extra point in 2018 for total of 2.

# 2019 ROOKIE FREE AGENTS

60

## RYAN ANDERSON

CENTER/GUARD // 6-6 // 310 // WAKE FOREST '19
ACQUIRED: FA, '19
HOMETOWN: RALEIGH, N.C. // BORN: 12/30/94
NFL: ROOKIE SEASON // DOLPHINS: ROOKIE SEASON

## BEFORE THE NFL

### COLLEGE (WAKE FOREST):
- 4-year letterman (2015-18) and 3-year starter.

**CAREER:** Played in 46 games with 43 starts – 25 at center, 16 at right tackle and 2 at right guard.
- Started 42 consecutive games to finish his career.

**SENIOR (2018):** Started all 13 games – 12 at center and 1 at right guard.
- Honorable mention All-ACC.

**JUNIOR (2017):** Started all 13 games at center.
- 1st-team All-ACC.

**SOPHOMORE (2016):** Started all 13 games at right tackle.

**REDSHIRT FRESHMAN (2015):** Played in 7 games with 4 starts – 3 at right tackle and 1 at right guard.
- Redshirted in 2014.

### HIGH SCHOOL (WAKEFIELD HS – RALEIGH, N.C.)
- Played 1 post-graduate year at The Hun School in New Jersey.
- Played offensive and defensive line.
- Also lettered in lacrosse.

**POST-GRAD SENIOR (2013 AT THE HUN SCHOOL):** 8 sacks; did not allow 1 sack on offense.

**SENIOR (2012 AT WAKEFIELD HS):**
- 1st-team all-conference in football and lacrosse.

**JUNIOR (2012 AT WAKEFIELD HS):**
- 1st-team all-conference in football and lacrosse.

## OFF THE FIELD

### PERSONAL:
- **MAJOR:** Communications.

## RYAN ANDERSON'S COLLEGE STATS

**GAMES/STARTS:** 2015: 7/4, 2016: 13/13, 2017: 13/13, 2018: 13/13 **NCAA TOTALS: 46/43**

# 62 SHAQ CALHOUN

GUARD // 6-3 // 310 // MISSISSIPPI STATE '19
ACQUIRED: FA, '19
HOMETOWN: PLEASANT GROVE, ALA. // BORN: 2/20/96
NFL: ROOKIE SEASON // DOLPHINS: ROOKIE SEASON

## BEFORE THE NFL

### COLLEGE (MISSISSIPPI STATE):
- 4-year letterman (2015-18) and 3-year starter.

**CAREER:** Played in 48 games with 36 starts at right guard.

**SENIOR (2018):** Started all 13 games at right guard.
- 2nd-team All-SEC.
- Helped the offense rank 2nd in the SEC in rushing yards per game (223.6) and yards per carry (5.7).

**JUNIOR (2017):** Started all 13 games at right guard.
- Part of an offensive line that allowed the fewest sacks in the SEC and 5th-fewest in the nation (13).

**SOPHOMORE (2016):** Started 9 games at right guard.

**REDSHIRT FRESHMAN (2015):** Played in all 13 games with 1 start at right guard.
- Redshirted in 2014.

### HIGH SCHOOL (RESTORATION ACADEMY – FAIRFIELD, ALA.)
- Played offensive and defensive line.

**SENIOR (2013):** 1 TD as a running back.
- 1st-team all-state as a defensive lineman.
- 1st-team all-metro as an offensive lineman.

**JUNIOR (2012):**
- Helped lead team to a 13-1 record and the state championship.

## OFF THE FIELD

### PERSONAL:
- **MAJOR:** Industrial technology.

## SHAQ CALHOUN'S COLLEGE STATS

**GAMES/STARTS:** 2015: 13/1, 2016: 9/9, 2017: 13/13, 2018: 13/13 **NCAA TOTALS: 48/36**

## STOFA TWICE TRADED BY DOLPHINS

The only player for whom the Dolphins received trade value twice is QB John Stofa. Stofa, who joined Miami as a free agent in 1966, was traded on December 26, 1967, to Cincinnati for first- and second-round draft choices in 1968. He re-joined the Dolphins as a free agent in 1969 and was traded on November 23, 1971, to Denver for a seventh-round pick in 1972.

# 1 WESLEY FARNSWORTH

LONG SNAPPER // 6-1 // 240 // NEVADA '19
ACQUIRED: FA, '19
HOMETOWN: RENO, NEV. // BORN: 4/10/97
NFL: ROOKIE SEASON // DOLPHINS: ROOKIE SEASON

## BEFORE THE NFL

### COLLEGE (NEVADA):

- 4-year letterman (2015-18).

**CAREER:** Played in all 50 games; 5 special teams tackles (3 solo).
**SENIOR (2018):** Played in all 13 games.
- Served as a team captain

**JUNIOR (2017):** Played in all 12 games.
**SOPHOMORE (2016):** Played in all 12 games; 3 special teams tackles (2 solo).
**TRUE FRESHMAN (2015):** Played in all 13 games; 2 special teams tackles (1 solo).

### HIGH SCHOOL (BISHOP MANOGUE CATHOLIC HS – RENO, NEV.)

- Also lettered in baseball.

## OFF THE FIELD

### PERSONAL:

- **MAJOR:** Kinesiology.

## WESLEY FARNSWORTH'S COLLEGE STATS

**GAMES/STARTS:** 2015: 13/0, 2016: 12/0, 2017: 12/0, 2018: 13/0 — **NCAA TOTALS: 50/0**

# 57 TERRILL HANKS

LINEBACKER // 6-2 // 241 // NEW MEXICO STATE '19
ACQUIRED: FA, '19
HOMETOWN: MIAMI, FLA. // BORN: 12/7/95
NFL: ROOKIE SEASON // DOLPHINS: ROOKIE SEASON

## BEFORE THE NFL

### COLLEGE (NEW MEXICO STATE):

- 4-year starter (2015-18).

**CAREER:** Played in 46 games with 43 starts; 395 tackles (160 solo), 11 sacks, 8 interceptions, 22 passes defensed, 6 forced fumbles and 4 fumble recoveries.
- His 395 tackles are 4th in school history.

**SENIOR (2018):** Started 9 games; 101 tackles (33 solo), 1 sack, 1 interception, 3 passes defensed, 1 forced fumble and 1 fumble recovery.
**JUNIOR (2017):** Played in all 13 games with 12 starts; 110 tackles (49 solo), 7 sacks, 2 interceptions, 8 passes defensed, 2 forced fumbles and 1 fumble recovery.
- Honorable mention All-Sun Belt.
- His 110 tackles ranked 2nd on the team and 3rd in the Sun Belt.

**SOPHOMORE (2016):** Played in all 12 games with 11 starts; 103 tackles (38 solo), 2 sacks, 2 interceptions, 7 passes defensed, 2 forced fumbles and 1 fumble recovery.
- His 103 tackles were 6th in the Sun Belt.

**TRUE FRESHMAN (2015):** Played in all 12 games with 11 starts; 81 tackles (40 solo), 1 sack, 3 interceptions, 4 passes defensed, 1 forced fumble and 1 fumble recovery.
- Sun Belt League Newcomer Team.

### HIGH SCHOOL (IMMACULATA-LA SALLE HS – MIAMI, FLA.)

- 200 tackles.

**SENIOR (2014):** 100 tackles, 2 sacks and 2 interceptions.

## OFF THE FIELD

### PERSONAL:

- **MAJOR:** Communication studies.

## TERRILL HANKS' COLLEGE STATS

| | | | | TACKLES | | | | | INTERCEPTIONS | | | | | FUMBLES | |
|---|---|---|---|---|---|---|---|---|---|---|---|---|---|---|---|
| YEAR | TEAM | GP | GS | TOT | SOLO | ASST | SK | YDS | INT | YDS | LG | TD | PD | FF | FR |
| 2015 | NEW MEXICO ST. | 12 | 11 | 81 | 40 | 41 | 1.0 | 1.0 | 3 | 7 | 7 | 0 | 4 | 1 | 1 |
| 2016 | NEW MEXICO ST. | 12 | 11 | 103 | 38 | 65 | 2.0 | 19.0 | 2 | 8 | 8 | 0 | 7 | 2 | 1 |
| 2017 | NEW MEXICO ST. | 13 | 12 | 110 | 49 | 61 | 7.0 | 43.0 | 2 | 4 | 4 | 0 | 8 | 2 | 1 |
| 2018 | NEW MEXICO ST. | 9 | 9 | 101 | 33 | 68 | 1.0 | 6.0 | 1 | 28 | 28t | 1 | 3 | 1 | 1 |
| | **NCAA TOTALS** | **46** | **43** | **395** | **160** | **235** | **11.0** | **69.0** | **8** | **47** | **28t** | **1** | **22** | **6** | **4** |

### ADDITIONAL STATS

**Defensive Touchdowns:** 1 in 2018.

# 41 MONTRE HARTAGE

SAFETY // 6-0 // 190 // NORTHWESTERN '19
ACQUIRED: FA, '19
HOMETOWN: CORDELE, GA. // BORN: 6/16/97
NFL: ROOKIE SEASON // DOLPHINS: ROOKIE SEASON

## BEFORE THE NFL

### COLLEGE (NORTHWESTERN):

- 4-year letterman (2015-18) and 3-year starter.

**CAREER:** Played in 51 games with 37 starts; 172 tackles (140 solo), 10 interceptions, 39 passes defensed, 1 forced fumble and 2 fumble recoveries.

- His 10 interceptions are tied for 5th in school history.
- Had a streak of 36 consecutive starts.

**SENIOR (2018):** Played in 12 games with 11 starts; 51 tackles (40 solo), 2 interceptions, 15 passes defensed and 1 fumble recovery.

- 1st-team All-Big Ten.
- His 15 passes defensed were tied for 3rd in the Big Ten.

**JUNIOR (2017):** Started all 13 games; 57 tackles (49 solo); 3 interceptions, 10 passes defensed, 1 forced fumble and 1 fumble recovery.

**SOPHOMORE (2016):** Started all 13 games; 60 tackles (48 solo), 5 interceptions and 14 passes defensed.

- Honorable mention All-Big Ten.
- His 5 interceptions led the team and were tied for 2nd in the Big Ten.
- His 14 passes defensed were tied for 5th in the Big Ten.

**TRUE FRESHMAN (2015):** Played in 13 games; 4 tackles (3 solo).

### HIGH SCHOOL (CRISP COUNTY HS – CORDELE, GA.)

- Played defensive back and wide receiver.

**SENIOR (2014):** 70 tackles, 3 interceptions, 4 forced fumbles and 3 fumble recoveries; 4 blocked kicks; 25 receptions for more than 400 yards and 4 TDs.

- 1st-team all-region.
- 1st-team all-area.

**JUNIOR (2013):** 68 tackles and 3 interceptions.

- 1st-team all-region.

**SOPHOMORE (2012):**

- 2nd-team all-region.

## OFF THE FIELD

### PERSONAL:

- **MAJOR:** Learning and organizational change.

## MONTRE HARTAGE'S COLLEGE STATS

| | | | | TACKLES | | | | | INTERCEPTIONS | | | | | FUMBLES | |
|---|---|---|---|---|---|---|---|---|---|---|---|---|---|---|---|
| YEAR | TEAM | GP | GS | TOT | SOLO | ASST | SK | YDS | INT | YDS | LG | TD | PD | FF | FR |
| 2015 | NORTHWESTERN | 13 | 0 | 4 | 3 | 1 | 0.0 | 0.0 | 0 | 0 | 0 | 0 | 0 | 0 | 0 |
| 2016 | NORTHWESTERN | 13 | 13 | 60 | 48 | 12 | 0.0 | 0.0 | 5 | 70 | 66 | 0 | 14 | 0 | 0 |
| 2017 | NORTHWESTERN | 13 | 13 | 57 | 49 | 8 | 0.0 | 0.0 | 3 | 0 | 0 | 0 | 10 | 1 | 1 |
| 2018 | NORTHWESTERN | 12 | 11 | 51 | 40 | 11 | 0.0 | 0.0 | 2 | 17 | 17 | 0 | 15 | 0 | 1 |
| | **NCAA TOTALS** | **51** | **37** | **172** | **140** | **32** | **0.0** | **0.0** | **10** | **87** | **66** | **0** | **39** | **1** | **2** |

# 73 DEWAYNE HENDRIX

DEFENSIVE END // 6-4 // 270 // PITTSBURGH '19
ACQUIRED: FA, '19
HOMETOWN: O'FALLON, ILL. // BORN: 6/13/95
NFL: ROOKIE SEASON // DOLPHINS: ROOKIE SEASON

## BEFORE THE NFL

### COLLEGE (PITTSBURGH):

- 3-year letterman (2016-18) and 2-year starter.
- Transferred from Tennessee following his true freshman season (2014).

**CAREER (AT PITTSBURGH):** Played in 25 games with 24 starts; 50 tackles (30 solo), 7.5 sacks, 1 forced fumble and 2 fumble recoveries.

**SENIOR (2018 AT PITTSBURGH):** Started 13 games; 29 tackles (16 solo), 4.5 sacks, 1 forced fumble and 1 fumble recovery.

- His 4.5 sacks were 2nd on the team.

**JUNIOR (2017 AT PITTSBURGH):** Played in 11 games with 10 starts; 21 tackles (14 solo), 3 sacks and 1 fumble recovery.

**REDSHIRT SOPHOMORE (2016 AT PITTSBURGH):** Started 1 game.

- Missed final 12 games of the season due to injury.

**SOPHOMORE (2015 AT PITTSBURGH):** Sat out season under NCAA guidelines following transfer.

**TRUE FRESHMAN (2014 AT TENNESSEE):** Played in 7 games; 2 tackles (1 solo).

### HIGH SCHOOL (O'FALLON TOWNSHIP HS – O'FALLON, ILL.)

**SENIOR (2013):** 60 tackles and 8 sacks.

- All-American.
- 1st-team all-state.

## OFF THE FIELD

### PERSONAL:

- **MAJOR:** Social sciences.

## DEWAYNE HENDRIX'S COLLEGE STATS

| | | | | TACKLES | | | | | INTERCEPTIONS | | | | | FUMBLES | |
|---|---|---|---|---|---|---|---|---|---|---|---|---|---|---|---|
| YEAR | TEAM | GP | GS | TOT | SOLO | ASST | SK | YDS | INT | YDS | LG | TD | PD | FF | FR |
| 2014 | TENNESSEE | 7 | 0 | 2 | 1 | 1 | 0.0 | 0.0 | 0 | 0 | 0 | 0 | 0 | 0 | 0 |
| 2015 | PITTSBURGH | | | | REDSHIRTED | | | | | | | | | | |
| 2016 | PITTSBURGH | 1 | 1 | 0 | 0 | 0 | 0.0 | 0.0 | 0 | 0 | 0 | 0 | 0 | 0 | 0 |
| 2017 | PITTSBURGH | 11 | 10 | 21 | 14 | 7 | 3.0 | 14.0 | 0 | 0 | 0 | 0 | 0 | 0 | 1 |
| 2018 | PITTSBURGH | 13 | 13 | 29 | 16 | 13 | 4.5 | 36.0 | 0 | 0 | 0 | 0 | 0 | 1 | 1 |
| | **NCAA TOTALS** | **32** | **24** | **52** | **31** | **21** | **7.5** | **50.0** | **0** | **0** | **0** | **0** | **0** | **1** | **2** |

# 16 TRENTON IRWIN

WIDE RECEIVER // 6-2 // 207 // STANFORD '19
ACQUIRED: FA, '19
HOMETOWN: VALENCIA, CALIF. // BORN: 12/10/95
NFL: ROOKIE SEASON // DOLPHINS: ROOKIE SEASON

## BEFORE THE NFL

### COLLEGE (STANFORD):

- 4-year letterman (2015-18) and 1-year starter.

**CAREER:** Played in 53 games with 12 starts; 152 receptions for 1,738 yards (11.4 avg.) and 5 TDs; 22 punt returns for 230 yards (10.5 avg.).

- His 10.5 yards per punt return rank 8th in school

history.
- His 152 receptions rank 10th in school history.
- His 1,738 receiving yards rank 12th in school history.

**SENIOR (2018):** Started 12 games; 60 receptions for 685 yards (11.4 avg.) and 2 TDs; 14 punt returns for 162 yards (11.6 avg.).
- His 60 receptions and 685 receiving yards were both 2nd on the team.

**JUNIOR (2017):** Played in all 14 games; 43 receptions for 461 yards (10.7 avg.) and 2 TDs; 8 punt returns for 68 yards (8.5 avg.).

**SOPHOMORE (2016):** Played in all 13 games; 37 receptions for 442 yards (12.0 avg.) and 1 TD.

**TRUE FRESHMAN (2015):** Played in all 14 games; 12 receptions for 150 yards (12.5 avg.).

### HIGH SCHOOL (HART HS – SANTA CLARITA, CALIF.)

**CAREER:** 285 receptions for 5,268 yards (18.5 avg.) and 57 TDs; 61 overall TDs.
- His 285 receptions and 5,268 receiving yards set California state records.

**SENIOR (2014):** 106 receptions for 1,974 yards (18.6 avg.) and 22 TDs
- 1st-team All-American.
- 1st-team all-state.
- League Player of the Year.
- Los Angeles Daily News Player of the Year.

**JUNIOR (2013):** 1,456 receiving yards.

## OFF THE FIELD

### PERSONAL:

- **MAJOR:** Science, technology and society.

## TRENTON IRWIN'S COLLEGE STATS

| | | | | RECEIVING | | | | | RUSHING | | | | |
|---|---|---|---|---|---|---|---|---|---|---|---|---|---|
| YEAR | TEAM | GP | GS | REC | YDS | AVG | LG | TD | ATT | YDS | AVG | LG | TD |
| 2015 | STANFORD | 14 | 0 | 12 | 150 | 12.5 | 20 | 0 | 0 | 0 | 0.0 | 0 | 0 |
| 2016 | STANFORD | 13 | 0 | 37 | 442 | 12.0 | 30 | 1 | 0 | 0 | 0.0 | 0 | 0 |
| 2017 | STANFORD | 14 | 0 | 43 | 461 | 10.7 | 30 | 2 | 0 | 0 | 0.0 | 0 | 0 |
| 2018 | STANFORD | 12 | 12 | 60 | 685 | 11.4 | 37 | 2 | 0 | 0 | 0.0 | 0 | 0 |
| | **NCAA TOTALS** | **53** | **12** | **152** | **1738** | **11.4** | **37** | **5** | **0** | **0** | **0.0** | **0** | **0** |

### ADDITIONAL STATS

**Punt Returns:** 8 for 68 yards (8.5 avg.) in 2017 and 14 for 162 yards (11.6 avg.) in 2018 for total of 22 for 230 yards (10.5 avg.).

# 42 PATRICK LAIRD

RUNNING BACK // 6-0 // 205 // CALIFORNIA '19
ACQUIRED: FA, '19
HOMETOWN: ARROYO GRANDE, CALIF. // BORN: 8/17/95
NFL: ROOKIE SEASON // DOLPHINS: ROOKIE SEASON

## BEFORE THE NFL

### COLLEGE (CALIFORNIA):

- 4-year letterman (2014; 2016-18) and 2-year starter.

**CAREER:** Played in 41 games with 21 starts; 425 carries for 2,153 yards (5.1 avg.) and 14 TDs; 99 receptions for 608 yards (6.1 avg.) and 5 TDs; 2-of-2 passing (100 pct.) for 25 yards.

**SENIOR (2018):** Started all 13 games; 223 carries for 961 yards (4.3 avg.) and 5 TDs; 51 receptions for 288 yards (5.7 avg.) and 4 TDs; 2-of-2 passing (100 pct.) for 25 yards.
- Finalist for the Burlsworth Trophy (nation's best former walk-on).
- His 51 receptions were the most in school history by a running back.
- Voted a team captain.

**JUNIOR (2017):** Played in 11 games with 8 starts; 191 carries for 1,127 yards (5.9 avg.) and 8 TDs; 45 receptions for 322 yards (7.2 avg.) and 1 TD.
- Honorable mention All-Pac-12.
- His 5.9 yards per carry ranked 6th in the Pac-12 (min. 100 attempts).
- His 1,127 rushing yards ranked 8th in the Pac-12.

**REDSHIRT SOPHOMORE (2016):** Played in all 12 games; 8 carries for 59 yards (7.4 avg.) and 1 TD; 3 receptions for -2 yards (-0.7 avg.).
- Redshirted in 2015.

**TRUE FRESHMAN (2014):** Played in 5 games; 3 carries for 6 yards (2.0 avg.).

### HIGH SCHOOL (MISSION COLLEGE PREP HS – SAN LUIS OBISPO, CALIF.)

- Played running back and defensive back.
- Also lettered in basketball.

**CAREER:** 547 carries for 4,551 yards (8.3 avg.) and 50 TDs; 47 receptions for 734 yards (15.6 avg.) and 11 TDs; 77 tackles, 2 sacks, 5 interceptions, 12 passes defensed and 1 fumble recovery; 16 kickoff returns for 483 yards (30.2 avg.); 11 punt returns for 142 yards (12.9 avg.); 1 blocked punt.

**SENIOR (2013):** 408 carries for 3,117 yards (7.6 avg.) and 32 TDs; 7 receptions for 67 yards (9.6 avg.) and 2 TDs.

**JUNIOR (2012):** 77 carries for 970 yards (12.6 avg.) and 13 TDs; 27 receptions for 506 yards (18.7 avg.) and 7 TDs; 51 tackles, 2 sacks, 1 interception and 6 passes defensed; 4 kickoff returns for 65 yards (16.3 avg.); 2 punt returns for 31 yards (15.5 avg.).

**SOPHOMORE (2011):** 62 carries for 464 yards (7.5 avg.); 13 receptions for 161 yards (12.4 avg.) and 2 TDs; 26 tackles, 2 interceptions, 3 passes defensed and 1 fumble recovery; 8 kickoff returns for 227 yards (28.4 avg.); 3 punt returns for 45 yards (15.0 avg.); 1 blocked punt.

## OFF THE FIELD

### PERSONAL:

- **MAJOR:** Political science and business administration.

## PATRICK LAIRD'S COLLEGE STATS

| | | | | RUSHING | | | | | RECEIVING | | | | |
|---|---|---|---|---|---|---|---|---|---|---|---|---|---|
| YEAR | TEAM | GP | GS | ATT | YDS | AVG | LG | TD | REC | YDS | AVG | LG | TD |
| 2014 | CALIFORNIA | 5 | 0 | 3 | 6 | 2.0 | 3 | 0 | 0 | 0 | 0.0 | 0 | 0 |
| 2015 | CALIFORNIA | | | | REDSHIRTED | | | | | | | | |
| 2016 | CALIFORNIA | 12 | 0 | 8 | 59 | 7.4 | 19 | 1 | 3 | -2 | -0.7 | 2 | 0 |
| 2017 | CALIFORNIA | 11 | 8 | 191 | 1127 | 5.9 | 73 | 8 | 45 | 322 | 7.2 | 54 | 1 |
| 2018 | CALIFORNIA | 13 | 13 | 223 | 961 | 4.3 | 62 | 5 | 51 | 288 | 5.7 | 29 | 4 |
| | **NCAA TOTALS** | **41** | **21** | **425** | **2153** | **5.1** | **73** | **14** | **99** | **608** | **6.1** | **54** | **5** |

### ADDITIONAL STATS

**Passing:** 2-of-2 (100.0 pct.) for 25 yards in 2018.

# 98 JONATHAN LEDBETTER

DEFENSIVE END // 6-4 // 280 // GEORGIA '19
ACQUIRED: FA, '19
HOMETOWN: TUCKER, GA. // BORN: 9/12/97
NFL: ROOKIE SEASON // DOLPHINS: ROOKIE SEASON

## BEFORE THE NFL

### COLLEGE (GEORGIA):

- 4-year letterman (2015-18) and 2-year starter.

**CAREER:** Played in 43 games with 28 starts; 122 tackles (42 solo), 4.5 sacks and 2 forced fumbles.

**SENIOR (2018):** Played in all 14 games with 13 starts; 56 tackles (15 solo), 1 sack and 2 forced fumbles.

- 2nd-team All-SEC.
- His 56 tackles were 4th on the team.
- Served as a team captain.

**JUNIOR (2017):** Played in all 15 games with 11 starts; 38 tackles (18 solo) and 2.5 sacks.

**SOPHOMORE (2016):** Played in 7 games with 4 starts; 24 tackles (7 solo) and 1 sack.

**TRUE FRESHMAN (2015):** Played in 7 games; 4 tackles (2 solo).

### HIGH SCHOOL (TUCKER HS – TUCKER, GA.)

**SENIOR (2014):**

- Honorable mention all-state.

## OFF THE FIELD

### PERSONAL:

- **MAJOR:** Sport management.

## JONATHAN LEDBETTER'S COLLEGE STATS

| | | | | TACKLES | | | | | INTERCEPTIONS | | | | | FUMBLES | |
|---|---|---|---|---|---|---|---|---|---|---|---|---|---|---|---|
| YEAR | TEAM | GP | GS | TOT | SOLO | ASST | SK | YDS | INT | YDS | LG | TD | PD | FF | FR |
| 2015 | GEORGIA | 7 | 0 | 4 | 2 | 2 | 0.0 | 0.0 | 0 | 0 | 0 | 0 | 0 | 0 | 0 |
| 2016 | GEORGIA | 7 | 4 | 24 | 7 | 17 | 1.0 | 4.0 | 0 | 0 | 0 | 0 | 0 | 0 | 0 |
| 2017 | GEORGIA | 15 | 11 | 38 | 18 | 20 | 2.5 | 21.0 | 0 | 0 | 0 | 0 | 0 | 0 | 0 |
| 2018 | GEORGIA | 14 | 13 | 56 | 15 | 41 | 1.0 | 7.0 | 0 | 0 | 0 | 0 | 0 | 2 | 0 |
| | **NCAA TOTALS** | **43** | **28** | **122** | **42** | **80** | **4.5** | **32.0** | **0** | **0** | **0** | **0** | **0** | **2** | **0** |

# 66 AARON MONTEIRO

TACKLE // 6-6 // 315 // BOSTON COLLEGE '19
ACQUIRED: FA, '19
HOMETOWN: BROCKTON, MASS. // BORN: 3/25/97
NFL: ROOKIE SEASON // DOLPHINS: ROOKIE SEASON

## BEFORE THE NFL

### COLLEGE (BOSTON COLLEGE):

- 4-year letterman (2015-18) and 3-year starter.

**CAREER:** Played in 43 games with 42 starts at left tackle.

- Started 32 consecutive games to finish his career.

**SENIOR (2018):** Started all 12 games at left tackle.

- 3rd-team All-ACC.

**JUNIOR (2017):** Started all 13 games at left tackle.

- Helped the offensive line allow just 1.15 sacks per game, which was the 13th-best mark in the nation.

**SOPHOMORE (2016):** Started 12 games at left tackle.

**TRUE FRESHMAN (2015):** Played in 6 games with 5 starts at left tackle.

### HIGH SCHOOL (BROCKTON HS – BROCKTON, MASS.)

**SENIOR (2014):**

- 1st-team all-state.
- 1st-team all-conference.

## OFF THE FIELD

### PERSONAL:

- **PRONUNCIATION:** Last name is pronounced mon-tair-row.
- **MAJOR:** Marketing.

## AARON MONTEIRO'S COLLEGE STATS

**GAMES/STARTS:** 2015: 6/5, 2016: 12/12, 2017: 13/13, 2018: 12/12 — **NCAA TOTALS: 43/42**

# 85 CHRIS MYARICK

TIGHT END // 6-5 // 255 // TEMPLE '19
ACQUIRED: FA, '19
HOMETOWN: ELKINS PARK, PA. // BORN: 10/6/95
NFL: ROOKIE SEASON // DOLPHINS: ROOKIE SEASON

## BEFORE THE NFL

### COLLEGE (TEMPLE):

- 4-year letterman (2015-18) and 2-year starter.

**CAREER:** Played in 43 games with 25 starts; 23 receptions for 229 yards (10.0 avg.) and 1 TD.

**SENIOR (2018):** Played in all 13 games with 12 starts; 14 receptions for 146 yards (10.4 avg.) and 1 TD.

**JUNIOR (2017):** Played in 12 games with 10 starts; 8 receptions for 68 yards (8.5 avg.).

**SOPHOMORE (2016):** Played in all 14 games with 3 starts; 1 reception for 15 yards.

**REDSHIRT FRESHMAN (2015):** Played in 4 games.

- Redshirted in 2014.

### HIGH SCHOOL (CHELTENHAM HS – WYNCOTE, PA.)

- Played tight end and defensive end.
- Also lettered in basketball and volleyball.

**SENIOR (2013):** 40 receptions and 12 TDs.

- 1st-team all-league on offense and defense.

## OFF THE FIELD

### PERSONAL:

- **MAJOR:** Marketing.

## CHRIS MYARICK'S COLLEGE STATS

| | | | | RECEIVING | | | | | RUSHING | | | | |
|---|---|---|---|---|---|---|---|---|---|---|---|---|---|
| YEAR | TEAM | GP | GS | REC | YDS | AVG | LG | TD | ATT | YDS | AVG | LG | TD |
| 2015 | TEMPLE | 4 | 0 | 0 | 0 | 0.0 | 0 | 0 | 0 | 0 | 0.0 | 0 | 0 |
| 2016 | TEMPLE | 14 | 3 | 1 | 15 | 15.0 | 15 | 0 | 0 | 0 | 0.0 | 0 | 0 |
| 2017 | TEMPLE | 12 | 10 | 8 | 68 | 8.5 | 18 | 0 | 0 | 0 | 0.0 | 0 | 0 |
| 2018 | TEMPLE | 13 | 12 | 14 | 146 | 10.4 | 36 | 1 | 0 | 0 | 0.0 | 0 | 0 |
| | **NCAA TOTALS** | **43** | **25** | **23** | **229** | **10.0** | **36** | **1** | **0** | **0** | **0.0** | **0** | **0** |

# 40 NIK NEEDHAM

**CORNERBACK // 6-0 // 193 // UTEP '19**
**ACQUIRED: FA, '19**
**HOMETOWN: BUENA PARK, CALIF. // BORN: 11/4/96**
**NFL: ROOKIE SEASON // DOLPHINS: ROOKIE SEASON**

## BEFORE THE NFL

### COLLEGE (UTEP):

- 4-year letterman (2015-18) and 3-year starter.

**CAREER:** Played in 47 games with 41 starts; 213 tackles (129 solo), 1.5 sacks, 3 interceptions, 36 passes defensed and 2 fumble recoveries; 1 punt return for 9 yards; 1 blocked kick.

- Set school record with 36 career passes defensed.

**SENIOR (2018):** Played in all 12 games with 11 starts; 62 tackles (48 solo), 1 interception, 10 passes defensed and 1 fumble recovery.

- Honorable mention All-Conference USA.
- His 62 tackles were 4th on the team.

**JUNIOR (2017):** Played in all 12 games with 11 starts; 59 tackles (28 solo), 1 sack, 1 interception, 9 passes defensed and 1 fumble recovery.

- Honorable mention All-Conference USA.
- His 9 passes defensed led the team.

**SOPHOMORE (2016):** Started all 12 games; 54 tackles (28 solo) and 11 passes defensed.

- His 11 passes defensed led the team and were tied for 6th in Conference USA.

**REDSHIRT FRESHMAN (2015):** Played in 11 games with 7 starts; 38 tackles (25 solo), 0.5 sacks, 1 interception and 6 passes defensed; 1 punt return for 9 yards; 1 blocked kick.

- Redshirted in 2014.

### HIGH SCHOOL (BUENA PARK HS - BUENA PARK, CALIF.)

- Played defensive back and wide receiver.

**SENIOR (2013):** 38 tackles (31 solo), 0.5 sacks and 2 interceptions; 39 receptions for 877 yards (22.5 avg.) and 5 TDs.

- 1st-team all-league.

## OFF THE FIELD

### PERSONAL:

- **MAJOR:** Communications.

## NIK NEEDHAM'S COLLEGE STATS

| | | | | TACKLES | | | | | INTERCEPTIONS | | | | | FUMBLES | |
|---|---|---|---|---|---|---|---|---|---|---|---|---|---|---|---|
| YEAR | TEAM | GP | GS | TOT | SOLO | ASST | SK | YDS | INT | YDS | LG | TD | PD | FF | FR |
| 2015 | UTEP | 11 | 7 | 38 | 25 | 13 | 0.5 | 4.0 | 1 | 27 | 27 | 0 | 6 | 0 | 0 |
| 2016 | UTEP | 12 | 12 | 54 | 28 | 26 | 0.0 | 0.0 | 0 | 0 | 0 | 0 | 11 | 0 | 0 |
| 2017 | UTEP | 12 | 11 | 59 | 28 | 31 | 1.0 | 3.0 | 1 | 0 | 0 | 0 | 9 | 0 | 1 |
| 2018 | UTEP | 12 | 11 | 62 | 48 | 14 | 0.0 | 0.0 | 1 | 0 | 0 | 0 | 10 | 0 | 1 |
| | **NCAA TOTALS** | **47** | **41** | **213** | **129** | **84** | **1.5** | **7.0** | **3** | **27** | **27** | **0** | **36** | **0** | **2** |

### ADDITIONAL STATS

**Punt Returns:** 1 for 9 yards in 2015.
**Blocked Kicks:** 1 in 2015.

# 69 DURVAL QUEIROZ NETO

DEFENSIVE TACKLE // 6-4 // 330
ACQUIRED: FA, '19 (IPP)
HOMETOWN: DIAMANTINO, BRAZIL // BORN: 8/27/92
NFL: ROOKIE SEASON // DOLPHINS: ROOKIE SEASON

## NFL CAREER

### TRANSACTIONS:

- Allocated to Miami on April 8, 2019 via the International Player Pathway Program.

## BEFORE THE NFL

### BRAZIL:

**2018 (GALO FUTBOL AMERICANO):** Played in 3 games; 16 tackles, 4 sacks and 2 forced fumbles.
- Helped his team win the national championship.

**2017 (CUIABA ARSENAL):** Played in 9 games; 31 tackles, 9.5 sacks and 3 forced fumbles; 4 blocked extra points, 1 blocked field goal and 1 blocked punt.
- Won the Salao Oval Award, given to the nation's top defensive lineman.
- Helped team win the conference championship.
- Selected to the Brazilian National Team.

**2016 (CUIABA ARSENAL):**
- Helped team win the state championship and conference championship.
- Helped lead team to national semifinal.
- Selected to the Brazilian National Team.

**2015 (CUIABA ARSENAL):**
- Helped team win the state championship.
- Helped lead team to national semifinal.

## OFF THE FIELD

- Was a judo champion prior to playing football.

# 48 CORY THOMAS

DEFENSIVE TACKLE // 6-6 // 315 // MISSISSIPPI STATE '19
ACQUIRED: FA, '19
HOMETOWN: BESSEMER, ALA. // BORN: 8/2/95
NFL: ROOKIE SEASON // DOLPHINS: ROOKIE SEASON

## BEFORE THE NFL

### COLLEGE (MISSISSIPPI STATE):

- 4-year letterman (2015-18).

**CAREER:** Played in 39 games with 6 starts; 52 tackles (16 solo), 2 sacks, 1 interception, 3 passes defensed and 2 forced fumbles.

**SENIOR (2018):** Played in 12 games; 12 tackles (4 solo) and 1 sack.

**JUNIOR (2017):** Played in 6 games with 2 starts; 12 tackles (4 solo), 1 pass defensed and 1 forced fumble.
- Missed the 2nd half of the season due to injury.

**SOPHOMORE (2016):** Played in all 13 games with 4 starts; 25 tackles (7 solo), 1 pass defensed and 1 forced fumble.

**REDSHIRT FRESHMAN (2015):** Played in 8 games; 3 tackles (1 solo), 1 interception and 1 pass defensed.
- Redshirted in 2014.

### HIGH SCHOOL (McADORY HS – McCALLA, ALA.)

- Also lettered in basketball.
- Played safety as a freshman.

**SENIOR (2013):** 75 tackles and 3 sacks
- 1st-team all-state.

**JUNIOR (2012):**
- 1st-team all-state.

## OFF THE FIELD

### PERSONAL:

- **MAJOR:** Interdisciplinary studies.

## CORY THOMAS' COLLEGE STATS

| | | | | TACKLES | | | | | INTERCEPTIONS | | | | | FUMBLES | |
|---|---|---|---|---|---|---|---|---|---|---|---|---|---|---|---|
| YEAR | TEAM | GP | GS | TOT | SOLO | ASST | SK | YDS | INT | YDS | LG | TD | PD | FF | FR |
| 2015 | MISSISSIPPI STATE | 8 | 0 | 3 | 1 | 2 | 1.0 | 4.0 | 1 | 12 | 12 | 0 | 1 | 0 | 0 |
| 2016 | MISSISSIPPI STATE | 13 | 4 | 25 | 7 | 18 | 0.0 | 0.0 | 0 | 0 | 0 | 0 | 1 | 1 | 0 |
| 2017 | MISSISSIPPI STATE | 6 | 2 | 12 | 4 | 8 | 0.0 | 0.0 | 0 | 0 | 0 | 0 | 1 | 1 | 0 |
| 2018 | MISSISSIPPI STATE | 12 | 0 | 12 | 4 | 8 | 1.0 | 8.0 | 0 | 0 | 0 | 0 | 0 | 0 | 0 |
| | **NCAA TOTALS** | **39** | **6** | **52** | **16** | **36** | **2.0** | **12.0** | **1** | **12** | **12** | **0** | **3** | **2** | **0** |

# 44 TRE' WATSON

LINEBACKER // 6-3 // 241 // MARYLAND '19
ACQUIRED: FA, '19
HOMETOWN: TAMPA, FLA. // BORN: 7/5/96
NFL: ROOKIE SEASON // DOLPHINS: ROOKIE SEASON

## BEFORE THE NFL

### COLLEGE (MARYLAND):

- 1-year starter (2018).
- Graduate transfer from Illinois following his junior season (2017).
- 3-year letterman (2015-17) and 2-year starter at Illinois.

**CAREER:** Played in 12 games with 11 starts at Maryland; 114 tackles (70 solo), 1 sack, 5 interceptions, 8 passes defensed, 1 forced fumble and 1 fumble recovery.

- Played in 33 games with 15 starts at Illinois; 188 tackles (83 solo), 2.5 sacks, 1 interception, 4 passes defensed, 3 forced fumbles and 1 fumble recovery.

**SENIOR (2018 AT MARYLAND):** Played in 12 games with 11 starts; 114 tackles (70 solo), 1 sack, 5 interceptions, 8 passes defensed, 1 forced fumble and 1 fumble recovery.

- 2nd-team All-American.
- 1st-team All-Big Ten.
- His 9.5 tackles per game and 5 interceptions both led the Big Ten.
- His 5 interceptions were tied for the most by a linebacker in school history.

**JUNIOR (2017 AT ILLINOIS):** Played in 9 games with 7 starts; 65 tackles (36 solo), 1.5 sacks, 1 interception, 3 passes defensed and 1 fumble recovery.

- His 65 tackles were tied for 3rd on the team.
- Voted a team captain.

**SOPHOMORE (2016 AT ILLINOIS):** Played in all 12 games with 8 starts; 102 tackles (38 solo), 1 pass defensed and 3 forced fumbles.

- Honorable mention All-Big Ten.
- His 102 tackles ranked 2nd on the team and were tied for 9th in the Big Ten.

**REDSHIRT FRESHMAN (2015 AT ILLINOIS):** Played in all 12 games; 21 tackles (9 solo) and 1 sack.

- Redshirted in 2014.

### HIGH SCHOOL (TAMPA CATHOLIC HS – TAMPA, FLA.)

- Played linebacker and tight end.

**SENIOR (2013):** 164 tackles (96 solo), 8.5 sacks, 1 interception, 6 passes defensed, 2 forced fumbles and 4 fumble recoveries; 11 receptions for 192 yards (17.5 avg.).

- 1st-team all-state.

**JUNIOR (2012):** 161 tackles, 16.5 sacks, 1 interception, 3 forced fumbles and 6 fumble recoveries; 2 blocked punts.

- 1st-team all-state.

## OFF THE FIELD

### PERSONAL:

- **MAJOR:** Community health.
- Father, Tim Watson, was a 6th-round pick (156th overall) by Green Bay in the 1993 NFL draft and played 4 NFL seasons with Kansas City (1993-95), the N.Y. Giants (1995) and Philadelphia (1997) as a defensive back.

## TRE' WATSON'S COLLEGE STATS

| | | | | TACKLES | | | | | INTERCEPTIONS | | | | | FUMBLES | |
|---|---|---|---|---|---|---|---|---|---|---|---|---|---|---|---|
| YEAR | TEAM | GP | GS | TOT | SOLO | ASST | SK | YDS | INT | YDS | LG | TD | PD | FF | FR |
| 2015 | ILLINOIS | 12 | 0 | 21 | 9 | 12 | 1.0 | 7.0 | 0 | 0 | 0 | 0 | 0 | 0 | 0 |
| 2016 | ILLINOIS | 12 | 8 | 102 | 38 | 64 | 0.0 | 0.0 | 0 | 0 | 0 | 0 | 1 | 3 | 0 |
| 2017 | ILLINOIS | 9 | 7 | 65 | 36 | 29 | 1.5 | 15.0 | 1 | 21 | 21 | 0 | 3 | 0 | 1 |
| 2018 | MARYLAND | 12 | 11 | 114 | 70 | 44 | 1.0 | 7.0 | 5 | 51 | 36t | 1 | 8 | 1 | 1 |
| | **NCAA TOTALS** | **45** | **26** | **302** | **153** | **149** | **3.5** | **29.0** | **6** | **72** | **36t** | **1** | **12** | **4** | **2** |

### ADDITIONAL STATS

**Defensive Touchdowns:** 1 in 2018.

# 82 PRESTON WILLIAMS

WIDE RECEIVER // 6-5 // 218 // COLORADO STATE '19
ACQUIRED: FA, '19
HOMETOWN: LOVEJOY, GA. // BORN: 3/27/97
NFL: ROOKIE SEASON // DOLPHINS: ROOKIE SEASON

## BEFORE THE NFL

### COLLEGE (COLORADO STATE):

- 1-year starter (2018).
- Transferred from Tennessee following his sophomore season (2016).

**CAREER:** Played in all 12 games with 10 starts at Colorado State; 96 receptions for 1,345 yards (14.0 avg.) and 14 TDs; 4 carries for 13 yards (3.3 avg.); 6 kickoff returns for 119 yards (19.8 avg.); 2 punt returns for 1 yard (0.5 avg.).

- Played in 15 games with 3 starts at Tennessee; 16 receptions for 247 yards (15.4 avg.) and 2 TDs.

**JUNIOR (2018 AT COLORADO STATE):** Played in all 12 games with 10 starts; 96 receptions for 1,345 yards (14.0 avg.) and 14 TDs; 4 carries for 13 yards (3.3 avg.); 6 kickoff returns for 119 yards (19.8 avg.); 2 punt returns for 1 yard (0.5 avg.).

- 2nd-team All-American.
- 1st-team All-Mountain West.
- His 96 receptions ranked 3rd in FBS and tied for 2nd in single-season school history.
- His 14 receiving TDs were tied for 3rd in FBS and tied for 2nd in single-season school history.
- His 1,345 receiving yards ranked 4th in FBS and 3rd in single-season school history.

**REDSHIRT JUNIOR (2017 AT COLORADO STATE):** Sat out season under NCAA guidelines following transfer.

- Lettered in track and field.
- All-Mountain West in the indoor triple jump.

**SOPHOMORE (2016 AT TENNESSEE):** Played in 7 games with 2 starts; 9 receptions for 89 yards (9.9 avg.).

**TRUE FRESHMAN (2015 AT TENNESSEE):** Played in 8 games with 1 start; 7 receptions for 158 yards (22.6 avg.) and 2 TDs.

### HIGH SCHOOL (LOVEJOY HS – LOVEJOY, GA.)

- Played wide receiver and defensive back.
- Also lettered in track and field.
- Won the state title in the long jump his senior year.

**CAREER:** 99 receptions for 2,318 yards (23.4 avg.) and 27 TDs combined over junior and senior seasons.

**SENIOR (2014):**

- 1st-team all-state.

**JUNIOR (2013):** 3 punt return TDs and 2 interceptions returned for TDs.

- 1st-team all-state.
- State offensive player of the year.

## OFF THE FIELD

### PERSONAL:

- **MAJOR:** Theatre.

## PRESTON WILLIAMS' COLLEGE STATS

| | | | | RECEIVING | | | | | RUSHING | | | | |
|---|---|---|---|---|---|---|---|---|---|---|---|---|---|
| YEAR | TEAM | GP | GS | REC | YDS | AVG | LG | TD | ATT | YDS | AVG | LG | TD |
| 2015 | TENNESSEE | 8 | 1 | 7 | 158 | 22.6 | 49 | 2 | 0 | 0 | 0.0 | 0 | 0 |
| 2016 | TENNESSEE | 7 | 2 | 9 | 89 | 9.9 | 19 | 0 | 0 | 0 | 0.0 | 0 | 0 |
| 2017 | COLORADO STATE | | | | REDSHIRTED | | | | | | | | |
| 2018 | COLORADO STATE | 12 | 10 | 96 | 1345 | 14.0 | 69 | 14 | 4 | 13 | 3.3 | 7 | 0 |
| | **NCAA TOTALS** | **27** | **13** | **112** | **1592** | **14.2** | **69** | **16** | **4** | **13** | **3.3** | **7** | **0** |

### ADDITIONAL STATS

**Kickoff Returns:** (Colorado St.) 6 for 119 yards (19.8 avg.) in 2018.
**Punt Returns:** (Colorado St.) 2 for 1 yard (0.5 avg.) in 2018.

# 6 STONE WILSON

PUNTER // 5-10 // 187 // FLORIDA INTERNATIONAL '19
ACQUIRED: FA, '19
HOMETOWN: NOKOMIS, FLA. // BORN: 8/17/96
NFL: ROOKIE SEASON // DOLPHINS: ROOKIE SEASON

## BEFORE THE NFL

### COLLEGE (FLORIDA INTERNATIONAL):

- 4-year letterman (2015-18).

**CAREER:** Played in 50 games; 203 punts for 8,225 yards (40.5 avg.) and 66 punts inside the 20; 1-of-1 passing for 24 yards and 1 TD; 5 carries for -3 yards (-0.6 avg.).

- His 203 punts and 8,255 punt yards are both the most in school history.

**SENIOR (2018):** Played in all 13 games; 43 punts for 1,893 yards (44.0 avg.) and 21 punts inside the 20; 3 carries for 18 yards (6.0 avg.).

- 2nd-team All-Conference USA.
- His 44.0 punt average and 12 punts of 50+ yards both ranked 3rd in Conference USA.

**JUNIOR (2017):** Played in all 13 games; 57 punts for 2,337 yards (41.0 avg.) and 24 punts inside the 20; 1-of-1 passing for 24 yards and 1 TD; 2 carries for -21 yards (-10.5 avg.); 1 solo tackle.

**SOPHOMORE (2016):** Played in all 12 games; 61 punts for 2,293 yards (37.6 avg.) and 12 punts inside the 20; 2 tackles (1 solo).

**TRUE FRESHMAN (2015):** Played in all 12 games; 42 punts for 1,702 yards (40.5 avg.) and 9 punts inside the 20.

### HIGH SCHOOL (IMG ACADEMY – BRADENTON, FLA.)

- Played punter and kicker.

**SENIOR (2012):** Net punting average of 40.0 yards and 3 punts inside the 20; 22-of-22 on PAT attempts as a kicker.

- 2nd-team all-area.

## OFF THE FIELD

- **MAJOR:** Administration and management.

## STONE WILSON'S COLLEGE STATS

| YEAR | TEAM | GP | PUNT | YDS | AVG | LG | TB | IN 20 |
|---|---|---|---|---|---|---|---|---|
| 2015 | FIU | 12 | 42 | 1702 | 40.5 | 52 | 2 | 9 |
| 2016 | FIU | 12 | 61 | 2293 | 37.6 | 58 | 3 | 12 |
| 2017 | FIU | 13 | 57 | 2337 | 41.0 | 71 | 6 | 24 |
| 2018 | FIU | 13 | 43 | 1893 | 44.0 | 63 | 3 | 21 |
| | **NCAA TOTALS** | **50** | **203** | **8225** | **40.5** | **71** | **14** | **66** |

### ADDITIONAL STATS

**Kickoffs:** 5 kickoffs and 1 touchback in 2015, 1 kickoff in 2016 and 1 kickoff in 2017 for total of 7 kickoffs and 1 touchback.
**Tackles:** 2 (1 solo) in 2016 and 1 solo in 2017 for total of 3 (2 solo).
**Passing:** 1-of-1 for 24 yards and 1 TD in 2017.
**Rushing:** 2 for -21 yards (-10.5 avg.) in 2017 and 3 for 18 yards (6.0 avg.) in 2018 for total of 5 for -3 yards (-0.6 avg.).

# 2019 NUMERICAL ROSTER

| NO. | NAME | POS. | HT. | WT. | BIRTHDATE | EXP. | COLLEGE | HOMETOWN | HOW ACQ. |
|---|---|---|---|---|---|---|---|---|---|
| 1 | Wesley Farnsworth | LS | 6-1 | 240 | 4/10/97 | R | Nevada '19 | Reno, Nev. | FA, '19 |
| 2 | Matt Haack | P | 6-0 | 205 | 7/25/94 | 3 | Arizona State '17 | West Des Moines, Iowa | FA, '17 |
| 3 | Josh Rosen | QB | 6-4 | 215 | 2/10/97 | 2 | UCLA '18 | Manhattan Beach, Calif. | T, '19 (Ari.) |
| 4 | Nate Orchard | LB | 6-4 | 251 | 1/5/93 | 5 | Utah '15 | Salt Lake City, Utah | FA, '19 |
| 5 | Jake Rudock | QB | 6-3 | 212 | 1/21/93 | 4 | Michigan '16 | Weston, Fla. | FA, '19 |
| 6 | Stone Wilson | P | 5-10 | 187 | 8/17/96 | R | Florida International '19 | Nokomis, Fla. | FA, '19 |
| 7 | Jason Sanders | K | 5-11 | 186 | 11/16/95 | 2 | New Mexico '18 | Orange, Calif. | D7b, '18 |
| 8 | Jamar Summers | CB | 5-11 | 190 | 6/14/95 | 1 | Connecticut '18 | Orange, N.J. | FA, '19 |
| 9 | Mark Walton | RB | 5-10 | 200 | 3/29/97 | 2 | Miami (FL) '18 | Miami, Fla. | FA, '19 |
| 10 | Kenny Stills | WR | 6-1 | 202 | 4/22/92 | 7 | Oklahoma '13 | San Diego, Calif. | T, '15 (N.O.) |
| 11 | DeVante Parker | WR | 6-3 | 216 | 1/20/93 | 5 | Louisville '15 | Louisville, Ky. | D1, '15 |
| 14 | Ryan Fitzpatrick | QB | 6-2 | 228 | 11/24/82 | 15 | Harvard '05 | Gilbert, Ariz. | UFA, '19 (TB) |
| 15 | Albert Wilson | WR | 5-9 | 195 | 7/12/92 | 6 | Georgia State '14 | Fort Pierce, Fla. | UFA, '18 (KC) |
| 16 | Trenton Irwin | WR | 6-2 | 207 | 12/10/95 | R | Stanford '19 | Valencia, Calif. | FA, '19 |
| 17 | Brice Butler | WR | 6-3 | 211 | 1/29/90 | 7 | San Diego State '13 | Norcross, Ga. | FA, '18 |
| 18 | Reece Horn | WR | 6-3 | 213 | 2/1/93 | 1 | Indianapolis '16 | Carmel, Ind. | FA, '19 |
| 19 | Jakeem Grant | WR | 5-7 | 171 | 10/30/92 | 4 | Texas Tech '16 | Dallas, Texas | D6a, '16 |
| 20 | Reshad Jones | S | 6-1 | 215 | 2/25/88 | 10 | Georgia '10 | Atlanta, Ga. | D5b, '10 |
| 21 | Eric Rowe | CB | 6-1 | 205 | 10/3/92 | 5 | Utah '15 | Spring, Texas | UFA, '19 (NE) |
| 22 | T.J. McDonald | S | 6-2 | 215 | 1/26/91 | 7 | USC '13 | Fresno, Calif. | UFA, '17 (LAR) |
| 23 | Cordrea Tankersley | CB | 6-1 | 200 | 11/19/93 | 3 | Clemson '17 | Beech Island, S.C. | D3, '17 |
| 24 | Torry McTyer | CB | 5-11 | 188 | 4/10/95 | 3 | UNLV '17 | Los Angeles, Calif. | FA, '17 |
| 25 | Xavien Howard | CB | 6-1 | 198 | 7/4/93 | 4 | Baylor '16 | Houston, Texas | D2, '16 |
| 26 | Maurice Smith | S | 6-0 | 194 | 6/14/95 | 3 | Georgia '17 | Missouri City, Texas | FA, '17 |
| 27 | Kalen Ballage | RB | 6-2 | 231 | 12/22/95 | 2 | Arizona State '18 | Denver, Colo. | D4b, '18 |
| 28 | Bobby McCain | CB | 5-11 | 192 | 8/18/93 | 5 | Memphis '15 | Oxford, Ala. | D5a, '15 |
| 29 | Minkah Fitzpatrick | S | 6-1 | 207 | 11/17/96 | 2 | Alabama '18 | Old Bridge, N.J. | D1, '18 |
| 30 | Chris Lammons | S | 5-10 | 190 | 1/31/96 | 1 | South Carolina '18 | Lauderhill, Fla. | FA, '18 |
| 31 | Cornell Armstrong | CB | 6-0 | 185 | 9/22/95 | 2 | Southern Miss '18 | Bassfield, Miss. | D6, '18 |
| 32 | Kenyan Drake | RB | 6-1 | 211 | 1/26/94 | 4 | Alabama '16 | Marietta, Ga. | D3a, '16 |
| 33 | Jomal Wiltz | CB | 5-10 | 180 | 10/23/94 | 1 | Iowa State '17 | Houston, Texas | FA, '19 |
| 34 | Kenneth Farrow | RB | 5-9 | 215 | 3/7/93 | 2 | Houston '16 | Hurst, Texas | FA, '19 |
| 35 | Walt Aikens | S | 6-1 | 200 | 6/19/91 | 6 | Liberty '14 | Charlotte, N.C. | D4, '14 |
| 36 | Jalen Davis | CB | 5-10 | 185 | 2/2/96 | 1 | Utah State '18 | La Mesa, Calif. | FA, '18 |
| 37 | Myles Gaskin | RB | 5-10 | 200 | 2/15/97 | R | Washington '19 | Lynnwood, Wash. | D7b, '19 |
| 38 | Chandler Cox | FB | 6-1 | 240 | 7/29/96 | R | Auburn '19 | Apopka, Fla. | D7a, '19 |
| 40 | Nik Needham | CB | 6-0 | 193 | 11/4/96 | R | UTEP '19 | Buena Park, Calif. | FA, '19 |
| 41 | Montre Hartage | S | 6-0 | 190 | 6/16/97 | R | Northwestern '19 | Cordele, Ga. | FA, '19 |
| 42 | Patrick Laird | RB | 6-0 | 205 | 8/17/95 | R | California '19 | Arroyo Grande, Calif. | FA, '19 |
| 43 | Andrew Van Ginkel | LB | 6-4 | 242 | 7/1/95 | R | Wisconsin '19 | Rock Valley, Iowa | D5, '19 |
| 44 | Tre' Watson | LB | 6-3 | 241 | 7/5/96 | R | Maryland '19 | Tampa, Fla. | FA, '19 |
| 45 | Mike Hull | LB | 6-0 | 232 | 5/25/91 | 3 | Penn State '15 | Cononsburg, Pa. | FA, '15 |
| 47 | Kiko Alonso | LB | 6-3 | 239 | 8/14/90 | 7 | Oregon '13 | Los Gatos, Calif. | T, '16 (Phi.) |
| 48 | Cory Thomas | DT | 6-6 | 315 | 8/2/95 | R | Mississippi State '19 | Bessemer, Ala. | FA, '19 |
| 49 | Sam Eguavoen | LB | 6-0 | 236 | 2/22/93 | 1 | Texas Tech '15 | Garland, Texas | FA, '19 |
| 50 | Tyrone Holmes | LB | 6-2 | 248 | 9/10/93 | 2 | Montana '16 | Eagle Point, Ore. | FA, '19 |
| 51 | Quentin Poling | LB | 6-1 | 235 | 8/17/94 | 1 | Ohio '18 | Gomer, Ohio | D7a, '18 |
| 52 | Raekwon McMillan | LB | 6-2 | 242 | 11/17/95 | 3 | Ohio State '17 | Hinesville, Ga. | D2, '17 |
| 53 | Adolphus Washington | DT | 6-4 | 295 | 11/24/92 | 4 | Ohio State '16 | Cincinnati, Ohio | FA, '19 |
| 55 | Jerome Baker | LB | 6-2 | 225 | 12/25/96 | 2 | Ohio State '18 | Cleveland, Ohio | D3, '18 |
| 56 | Davon Godchaux | DT | 6-3 | 311 | 11/11/94 | 3 | LSU '17 | Plaquemine, La. | D5b, '17 |
| 57 | Terrill Hanks | LB | 6-2 | 241 | 12/7/95 | R | New Mexico State '19 | Miami, Fla. | FA, '19 |
| 58 | Jayrone Elliott | LB | 6-3 | 259 | 11/11/91 | 4 | Toledo '14 | Cleveland, Ohio | FA, '19 |
| 59 | Chase Allen | LB | 6-3 | 246 | 8/29/93 | 3 | Southern Illinois '17 | Belleville, Ill. | FA, '17 |
| 60 | Ryan Anderson | C/G | 6-6 | 310 | 12/30/94 | R | Wake Forest '19 | Raleigh, N.C. | FA, '19 |
| 61 | Kyle Fuller | G | 6-5 | 320 | 3/4/94 | 2 | Baylor '17 | Wylie, Texas | FA, '19 |
| 62 | Shaq Calhoun | G | 6-3 | 310 | 2/20/96 | R | Mississippi State '19 | Pleasant Grove, Ala. | FA, '19 |
| 63 | Michael Deiter | G | 6-6 | 310 | 9/3/96 | R | Wisconsin '19 | Curtice, Ohio | D3, '19 |
| 64 | Chris Reed | G | 6-4 | 320 | 7/22/92 | 4 | Minnesota State '15 | Omaha, Neb. | FA, '19 |
| 65 | Jamiyus Pittman | DT | 6-2 | 307 | 10/23/94 | 1 | Central Florida '18 | Moultrie, Ga. | FA, '18 |
| 66 | Aaron Monteiro | T | 6-6 | 315 | 3/25/97 | R | Boston College '19 | Brockton, Mass. | FA, '19 |
| 67 | Daniel Kilgore | C | 6-3 | 291 | 12/18/87 | 9 | Appalachian State '08 | Kingsport, Tenn. | T, '18 (SF) |
| 68 | Tony Adams | C | 6-2 | 312 | 12/28/95 | 1 | North Carolina State '18 | Charlotte, N.C. | FA, '19 |
| 69 | Durval Queiroz Neto | DT | 6-4 | 330 | 8/27/92 | R | None | Diamantino, Brazil | FA, '19 (IPP) |
| 70 | Michael Dunn | G | 6-5 | 307 | 8/28/94 | 1 | Maryland '17 | Bethesda, Md. | FA, '19 |
| 71 | Jaryd Jones-Smith | T | 6-7 | 345 | 9/3/95 | 1 | Pittsburgh '18 | Camden, N.J. | FA, '19 |
| 72 | Isaiah Prince | T | 6-7 | 305 | 7/29/97 | R | Ohio State '19 | Greenbelt, Md. | D6, '19 |
| 73 | Dewayne Hendrix | DE | 6-4 | 270 | 6/13/95 | R | Pittsburgh '19 | O'Fallon, Ill. | FA, '19 |
| 74 | Zach Sterup | T | 6-9 | 323 | 5/14/92 | 3 | Nebraska '15 | Hastings, Neb. | FA, '17 |
| 75 | Kendrick Norton | DT | 6-3 | 309 | 6/7/97 | 1 | Miami (FL) '18 | Jacksonville, Fla. | FA, '18 |
| 76 | Jonathan Woodard | DE | 6-5 | 271 | 9/19/93 | 2 | Central Arkansas '16 | Brentwood, Tenn. | FA, '17 |
| 77 | Jesse Davis | G/T | 6-6 | 325 | 9/15/91 | 3 | Idaho '16 | Asotin, Wash. | FA, '17 |
| 78 | Laremy Tunsil | T | 6-5 | 313 | 8/2/94 | 4 | Mississippi '16 | Lake City, Fla. | D1, '16 |
| 79 | Jordan Mills | T | 6-5 | 316 | 12/24/90 | 7 | Louisiana Tech '13 | Napoleonville, La. | FA, '19 |
| 81 | Durham Smythe | TE | 6-6 | 260 | 8/9/95 | 2 | Notre Dame '18 | Belton, Texas | D4a, '18 |
| 82 | Preston Williams | WR | 6-5 | 218 | 3/27/97 | R | Colorado State '19 | Lovejoy, Ga. | FA, '19 |
| 83 | Nick O'Leary | TE | 6-3 | 252 | 8/31/92 | 4 | Florida State '15 | Palm Beach, Fla. | FA, '18 |
| 84 | Isaiah Ford | WR | 6-2 | 194 | 2/9/96 | 2 | Virginia Tech '17 | Jacksonville, Fla. | D7, '17 |
| 85 | Chris Myarick | TE | 6-5 | 255 | 10/6/95 | R | Temple '19 | Elkins Park, Pa. | FA, '19 |
| 87 | Clive Walford | TE | 6-4 | 252 | 10/1/91 | 5 | Miami (FL) '15 | Belle Glade, Fla. | FA, '19 |
| 88 | Mike Gesicki | TE | 6-6 | 250 | 10/3/95 | 2 | Penn State '18 | Manahawkin, N.J. | D2, '18 |
| 89 | Dwayne Allen | TE | 6-4 | 260 | 2/24/90 | 8 | Clemson '12 | Fayetteville, N.C. | FA, '19 |
| 90 | Charles Harris | DE | 6-3 | 252 | 3/6/95 | 3 | Missouri '17 | Kansas City, Mo. | D1, '17 |
| 92 | John Denney | LS | 6-5 | 242 | 12/13/78 | 15 | Brigham Young '05 | Thornton, Colo. | FA, '05 |
| 93 | Akeem Spence | DT | 6-1 | 303 | 11/29/91 | 7 | Illinois '13 | Fort Walton Beach, Fla. | T, '18 (Det.) |
| 94 | Joey Mbu | DT | 6-3 | 330 | 3/28/93 | 2 | Houston '15 | Richmond, Texas | FA, '19 |
| 95 | Tank Carradine | DE | 6-4 | 267 | 2/18/90 | 5 | Florida State '13 | Cincinnati, Ohio | FA, '19 |
| 96 | Vincent Taylor | DT | 6-3 | 311 | 1/5/94 | 3 | Oklahoma State '17 | New Orleans, La. | D6, '17 |
| 97 | Christian Wilkins | DT | 6-4 | 315 | 12/20/95 | R | Clemson '19 | Springfield, Mass. | D1, '19 |
| 98 | Jonathan Ledbetter | DE | 6-4 | 280 | 9/12/97 | R | Georgia '19 | Tucker, Ga. | FA, '19 |

**INJURED RESERVE**

| | | | | | | | | | |
|---|---|---|---|---|---|---|---|---|---|
| 80 | Ricardo Louis | WR | 6-2 | 215 | 3/23/94 | 4 | Auburn '16 | Miami, Fla. | FA, '19 |

**all rosters as of July 18, 2019*

# 2019 ALPHABETICAL ROSTER

| NO. | NAME | POS. | HT. | WT. | BIRTHDATE | EXP. | COLLEGE | HOMETOWN | HOW ACQ. |
|---|---|---|---|---|---|---|---|---|---|
| 68 | Adams, Tony | C | 6-2 | 312 | 12/28/95 | 1 | North Carolina State '18 | Charlotte, N.C. | FA, '19 |
| 35 | Aikens, Walt | S | 6-1 | 200 | 6/19/91 | 6 | Liberty '14 | Charlotte, N.C. | D4, '14 |
| 59 | Allen, Chase | LB | 6-3 | 246 | 8/29/93 | 3 | Southern Illinois '17 | Belleville, Ill. | FA, '17 |
| 89 | Allen, Dwayne | TE | 6-4 | 260 | 2/24/90 | 8 | Clemson '12 | Fayetteville, N.C. | FA, '19 |
| 47 | Alonso, Kiko | LB | 6-3 | 239 | 8/14/90 | 7 | Oregon '13 | Los Gatos, Calif. | T, '16 (Phi.) |
| 60 | Anderson, Ryan | C/G | 6-6 | 310 | 12/30/94 | R | Wake Forest '19 | Raleigh, N.C. | FA, '19 |
| 31 | Armstrong, Cornell | CB | 6-0 | 185 | 9/22/95 | 2 | Southern Miss '18 | Bassfield, Miss. | D6, '18 |
| 55 | Baker, Jerome | LB | 6-2 | 225 | 12/25/96 | 2 | Ohio State '18 | Cleveland, Ohio | D3, '18 |
| 27 | Ballage, Kalen | RB | 6-2 | 231 | 12/22/95 | 2 | Arizona State '18 | Denver, Colo. | D4b, '18 |
| 17 | Butler, Brice | WR | 6-3 | 211 | 1/29/90 | 7 | San Diego State '13 | Norcross, Ga. | FA, '18 |
| 62 | Calhoun, Shaq | G | 6-3 | 310 | 2/20/96 | R | Mississippi State '19 | Pleasant Grove, Ala. | FA, '19 |
| 95 | Carradine, Tank | DE | 6-4 | 267 | 2/18/90 | 5 | Florida State '13 | Cincinnati, Ohio | FA, '19 |
| 38 | Cox, Chandler | FB | 6-1 | 240 | 7/29/96 | R | Auburn '19 | Apopka, Fla. | D7a, '19 |
| 36 | Davis, Jalen | CB | 5-10 | 185 | 2/2/96 | 1 | Utah State '18 | La Mesa, Calif. | FA, '18 |
| 77 | Davis, Jesse | G/T | 6-6 | 325 | 9/15/91 | 3 | Idaho '16 | Asotin, Wash. | FA, '17 |
| 63 | Deiter, Michael | G | 6-6 | 310 | 9/3/96 | R | Wisconsin '19 | Curtice, Ohio | D3, '19 |
| 92 | Denney, John | LS | 6-5 | 242 | 12/13/78 | 15 | Brigham Young '05 | Thornton, Colo. | FA, '05 |
| 32 | Drake, Kenyan | RB | 6-1 | 211 | 1/26/94 | 4 | Alabama '16 | Marietta, Ga. | D3a, '16 |
| 70 | Dunn, Michael | G | 6-5 | 307 | 8/28/94 | 1 | Maryland '17 | Bethesda, Md. | FA, '19 |
| 49 | Eguavoen, Sam | LB | 6-0 | 236 | 2/22/93 | 1 | Texas Tech '15 | Garland, Texas | FA, '19 |
| 58 | Elliott, Jayrone | LB | 6-3 | 259 | 11/11/91 | 4 | Toledo '14 | Cleveland, Ohio | FA, '19 |
| 1 | Farnsworth, Wesley | LS | 6-1 | 240 | 4/10/97 | R | Nevada '19 | Reno, Nev. | FA, '19 |
| 34 | Farrow, Kenneth | RB | 5-9 | 215 | 3/7/93 | 2 | Houston '16 | Hurst, Texas | FA, '19 |
| 29 | Fitzpatrick, Minkah | S | 6-1 | 207 | 11/17/96 | 2 | Alabama '18 | Old Bridge, N.J. | D1, '18 |
| 14 | Fitzpatrick, Ryan | QB | 6-2 | 228 | 11/24/82 | 15 | Harvard '05 | Gilbert, Ariz. | UFA, '19 (TB) |
| 84 | Ford, Isaiah | WR | 6-2 | 194 | 2/9/96 | 2 | Virginia Tech '17 | Jacksonville, Fla. | D7, '17 |
| 61 | Fuller, Kyle | G | 6-5 | 320 | 3/4/94 | 2 | Baylor '17 | Wylie, Texas | FA, '19 |
| 37 | Gaskin, Myles | RB | 5-10 | 200 | 2/15/97 | R | Washington '19 | Lynnwood, Wash. | D7b, '19 |
| 88 | Gesicki, Mike | TE | 6-6 | 250 | 10/3/95 | 2 | Penn State '18 | Manahawkin, N.J. | D2, '18 |
| 56 | Godchaux, Davon | DT | 6-3 | 311 | 11/11/94 | 3 | LSU '17 | Plaquemine, La. | D5b, '17 |
| 19 | Grant, Jakeem | WR | 5-7 | 171 | 10/30/92 | 4 | Texas Tech '16 | Dallas, Texas | D6a, '16 |
| 2 | Haack, Matt | P | 6-0 | 205 | 7/25/94 | 3 | Arizona State '17 | West Des Moines, Iowa | FA, '17 |
| 57 | Hanks, Terrill | LB | 6-2 | 241 | 12/7/95 | R | New Mexico State '19 | Miami, Fla. | FA, '19 |
| 90 | Harris, Charles | DE | 6-3 | 252 | 3/6/95 | 3 | Missouri '17 | Kansas City, Mo. | D1, '17 |
| 41 | Hartage, Montre | S | 6-0 | 190 | 6/16/97 | R | Northwestern '19 | Cordele, Ga. | FA, '19 |
| 73 | Hendrix, Dewayne | DE | 6-4 | 270 | 6/13/95 | R | Pittsburgh '19 | O'Fallon, Ill. | FA, '19 |
| 50 | Holmes, Tyrone | LB | 6-2 | 248 | 9/10/93 | 2 | Montana '16 | Eagle Point, Ore. | FA, '19 |
| 18 | Horn, Reece | WR | 6-3 | 213 | 2/1/93 | 1 | Indianapolis '16 | Carmel, Ind. | FA, '19 |
| 25 | Howard, Xavien | CB | 6-1 | 198 | 7/4/93 | 4 | Baylor '16 | Houston, Texas | D2, '16 |
| 45 | Hull, Mike | LB | 6-0 | 232 | 5/25/91 | 3 | Penn State '15 | Cononsburg, Pa. | FA, '15 |
| 16 | Irwin, Trenton | WR | 6-2 | 207 | 12/10/95 | R | Stanford '19 | Valencia, Calif. | FA, '19 |
| 20 | Jones, Reshad | S | 6-1 | 215 | 2/25/88 | 10 | Georgia '10 | Atlanta, Ga. | D5b, '10 |
| 71 | Jones-Smith, Jaryd | T | 6-7 | 345 | 9/3/95 | 1 | Pittsburgh '18 | Camden, N.J. | FA, '19 |
| 67 | Kilgore, Daniel | C | 6-3 | 291 | 12/18/87 | 9 | Appalachian State '08 | Kingsport, Tenn. | T, '18 (SF) |
| 42 | Laird, Patrick | RB | 6-0 | 205 | 8/17/95 | R | California '19 | Arroyo Grande, Calif. | FA, '19 |
| 30 | Lammons, Chris | S | 5-10 | 190 | 1/31/96 | 1 | South Carolina '18 | Lauderhill, Fla. | FA, '18 |
| 98 | Ledbetter, Jonathan | DE | 6-4 | 280 | 9/12/97 | R | Georgia '19 | Tucker, Ga. | FA, '19 |
| 94 | Mbu, Joey | DT | 6-3 | 330 | 3/28/93 | 2 | Houston '15 | Richmond, Texas | FA, '19 |
| 28 | McCain, Bobby | CB | 5-11 | 192 | 8/18/93 | 5 | Memphis '15 | Oxford, Ala. | D5a, '15 |
| 22 | McDonald, T.J. | S | 6-2 | 215 | 1/26/91 | 7 | USC '13 | Fresno, Calif. | UFA, '17 (LAR) |
| 52 | McMillan, Raekwon | LB | 6-2 | 242 | 11/17/95 | 3 | Ohio State '17 | Hinesville, Ga. | D2, '17 |
| 24 | McTyer, Torry | CB | 5-11 | 188 | 4/10/95 | 3 | UNLV '17 | Los Angeles, Calif. | FA, '17 |
| 79 | Mills, Jordan | T | 6-5 | 316 | 12/24/90 | 7 | Louisiana Tech '13 | Napoleonville, La. | FA, '19 |
| 66 | Monteiro, Aaron | T | 6-6 | 315 | 3/25/97 | R | Boston College '19 | Brockton, Mass. | FA, '19 |
| 85 | Myarick, Chris | TE | 6-5 | 255 | 10/6/95 | R | Temple '19 | Elkins Park, Pa. | FA, '19 |
| 40 | Needham, Nik | CB | 6-0 | 193 | 11/4/96 | R | UTEP '19 | Buena Park, Calif. | FA, '19 |
| 75 | Norton, Kendrick | DT | 6-3 | 309 | 6/7/97 | 1 | Miami (FL) '18 | Jacksonville, Fla. | FA, '18 |
| 83 | O'Leary, Nick | TE | 6-3 | 252 | 8/31/92 | 4 | Florida State '15 | Palm Beach, Fla. | FA, '18 |
| 4 | Orchard, Nate | LB | 6-4 | 251 | 1/5/93 | 5 | Utah '15 | Salt Lake City, Utah | FA, '19 |
| 11 | Parker, DeVante | WR | 6-3 | 216 | 1/20/93 | 5 | Louisville '15 | Louisville, Ky. | D1, '15 |
| 65 | Pittman, Jamiyus | DT | 6-2 | 307 | 10/23/94 | 1 | Central Florida '18 | Moultrie, Ga. | FA, '18 |
| 51 | Poling, Quentin | LB | 6-1 | 235 | 8/17/94 | 1 | Ohio '18 | Gomer, Ohio | D7a, '18 |
| 72 | Prince, Isaiah | T | 6-7 | 305 | 7/29/97 | R | Ohio State '19 | Greenbelt, Md. | D6, '19 |
| 69 | Queiroz Neto, Durval | DT | 6-4 | 330 | 8/27/92 | R | None | Diamantino, Brazil | FA, '19 (IPP) |
| 64 | Reed, Chris | G | 6-4 | 320 | 7/22/92 | 4 | Minnesota State '15 | Omaha, Neb. | FA, '19 |
| 3 | Rosen, Josh | QB | 6-4 | 215 | 2/10/97 | 2 | UCLA '18 | Manhattan Beach, Calif. | T, '19 (Ari.) |
| 21 | Rowe, Eric | CB | 6-1 | 205 | 10/3/92 | 5 | Utah '15 | Spring, Texas | UFA, '19 (NE) |
| 5 | Rudock, Jake | QB | 6-3 | 212 | 1/21/93 | 4 | Michigan '16 | Weston, Fla. | FA, '19 |
| 7 | Sanders, Jason | K | 5-11 | 186 | 11/16/95 | 2 | New Mexico '18 | Orange, Calif. | D7b, '18 |
| 26 | Smith, Maurice | S | 6-0 | 194 | 6/14/95 | 3 | Georgia '17 | Missouri City, Texas | FA, '17 |
| 81 | Smythe, Durham | TE | 6-6 | 260 | 8/9/95 | 2 | Notre Dame '18 | Belton, Texas | D4a, '18 |
| 93 | Spence, Akeem | DT | 6-1 | 303 | 11/29/91 | 7 | Illinois '13 | Fort Walton Beach, Fla. | T, '18 (Det.) |
| 74 | Sterup, Zach | T | 6-9 | 323 | 5/14/92 | 3 | Nebraska '15 | Hastings, Neb. | FA, '17 |
| 10 | Stills, Kenny | WR | 6-1 | 202 | 4/22/92 | 7 | Oklahoma '13 | San Diego, Calif. | T, '15 (N.O.) |
| 8 | Summers, Jamar | CB | 5-11 | 190 | 6/14/95 | 1 | Connecticut '18 | Orange, N.J. | FA, '19 |
| 23 | Tankersley, Cordrea | CB | 6-1 | 200 | 11/19/93 | 3 | Clemson '17 | Beech Island, S.C. | D3, '17 |
| 96 | Taylor, Vincent | DT | 6-3 | 311 | 1/5/94 | 3 | Oklahoma State '17 | New Orleans, La. | D6, '17 |
| 48 | Thomas, Cory | DT | 6-6 | 315 | 8/2/95 | R | Mississippi State '19 | Bessemer, Ala. | FA, '19 |
| 78 | Tunsil, Laremy | T | 6-5 | 313 | 8/2/94 | 4 | Mississippi '16 | Lake City, Fla. | D1, '16 |
| 43 | Van Ginkel, Andrew | LB | 6-4 | 242 | 7/1/95 | R | Wisconsin '19 | Rock Valley, Iowa | D5, '19 |
| 87 | Walford, Clive | TE | 6-4 | 252 | 10/1/91 | 5 | Miami (FL) '15 | Belle Glade, Fla. | FA, '19 |
| 9 | Walton, Mark | RB | 5-10 | 200 | 3/29/97 | 2 | Miami (FL) '18 | Miami, Fla. | FA, '19 |
| 53 | Washington, Adolphus | DT | 6-4 | 295 | 11/24/92 | 4 | Ohio State '16 | Cincinnati, Ohio | FA, '19 |
| 44 | Watson, Tre' | LB | 6-3 | 241 | 7/5/96 | R | Maryland '19 | Tampa, Fla. | FA, '19 |
| 97 | Wilkins, Christian | DT | 6-4 | 315 | 12/20/95 | R | Clemson '19 | Springfield, Mass. | D1, '19 |
| 82 | Williams, Preston | WR | 6-5 | 218 | 3/27/97 | R | Colorado State '19 | Lovejoy, Ga. | FA, '19 |
| 15 | Wilson, Albert | WR | 5-9 | 195 | 7/12/92 | 6 | Georgia State '14 | Fort Pierce, Fla. | UFA, '18 (KC) |
| 6 | Wilson, Stone | P | 5-10 | 187 | 8/17/96 | R | Florida International '19 | Nokomis, Fla. | FA, '19 |
| 33 | Wiltz, Jomal | CB | 5-10 | 180 | 10/23/94 | 1 | Iowa State '17 | Houston, Texas | FA, '19 |
| 76 | Woodard, Jonathan | DE | 6-5 | 271 | 9/19/93 | 2 | Central Arkansas '16 | Brentwood, Tenn. | FA, '17 |
| | | | | | | | **INJURED RESERVE** | | |
| 80 | Louis, Ricardo | WR | 6-2 | 215 | 3/23/94 | 4 | Auburn '16 | Miami, Fla. | FA, '19 |

# 2019 POSITIONAL ROSTER

## OFFENSE (40)

### QUARTERBACKS (3)

| NO | NAME | POS | HT | WT | EXP | COLLEGE |
|---|---|---|---|---|---|---|
| 3 | Rosen, Josh | QB | 6-4 | 215 | 2 | UCLA '18 |
| 5 | Rudock, Jake | QB | 6-3 | 212 | 4 | Michigan '16 |
| 14 | Fitzpatrick, Ryan | QB | 6-2 | 228 | 15 | Harvard '05 |

### RUNNING BACKS (7)

| NO | NAME | POS | HT | WT | EXP | COLLEGE |
|---|---|---|---|---|---|---|
| 9 | Walton, Mark | RB | 5-10 | 200 | 2 | Miami (FL) '18 |
| 27 | Ballage, Kalen | RB | 6-2 | 231 | 2 | Arizona State '18 |
| 32 | Drake, Kenyan | RB | 6-1 | 211 | 4 | Alabama '16 |
| 34 | Farrow, Kenneth | RB | 5-9 | 215 | 2 | Houston '16 |
| 37 | Gaskin, Myles | RB | 5-10 | 200 | R | Washington '19 |
| 38 | Cox, Chandler | FB | 6-1 | 240 | R | Auburn '19 |
| 42 | Laird, Patrick | RB | 6-0 | 205 | R | California '19 |

### WIDE RECEIVERS (9)

| NO | NAME | POS | HT | WT | EXP | COLLEGE |
|---|---|---|---|---|---|---|
| 10 | Stills, Kenny | WR | 6-1 | 202 | 7 | Oklahoma '13 |
| 11 | Parker, DeVante | WR | 6-3 | 216 | 5 | Louisville '15 |
| 15 | Wilson, Albert | WR | 5-9 | 195 | 6 | Georgia State '14 |
| 16 | Irwin, Trenton | WR | 6-2 | 207 | R | Stanford '19 |
| 17 | Butler, Brice | WR | 6-3 | 211 | 7 | San Diego State '13 |
| 18 | Horn, Reece | WR | 6-3 | 213 | 1 | Indianapolis '16 |
| 19 | Grant, Jakeem | WR | 5-7 | 171 | 4 | Texas Tech '16 |
| 82 | Williams, Preston | WR | 6-5 | 218 | R | Colorado State '19 |
| 84 | Ford, Isaiah | WR | 6-2 | 194 | 2 | Virginia Tech '17 |

### TIGHT ENDS (6)

| NO | NAME | POS | HT | WT | EXP | COLLEGE |
|---|---|---|---|---|---|---|
| 81 | Smythe, Durham | TE | 6-6 | 260 | 2 | Notre Dame '18 |
| 83 | O'Leary, Nick | TE | 6-3 | 252 | 4 | Florida State '15 |
| 85 | Myarick, Chris | TE | 6-5 | 255 | R | Temple '19 |
| 87 | Walford, Clive | TE | 6-4 | 252 | 5 | Miami (FL) '15 |
| 88 | Gesicki, Mike | TE | 6-6 | 250 | 2 | Penn State '18 |
| 89 | Allen, Dwayne | TE | 6-4 | 260 | 8 | Clemson '12 |

### OFFENSIVE LINEMEN (15)

| NO | NAME | POS | HT | WT | EXP | COLLEGE |
|---|---|---|---|---|---|---|
| 60 | Anderson, Ryan | C/G | 6-6 | 310 | R | Wake Forest '19 |
| 61 | Fuller, Kyle | C | 6-5 | 320 | 2 | Baylor '17 |
| 62 | Calhoun, Shaq | G | 6-3 | 310 | R | Mississippi State '19 |
| 63 | Deiter, Michael | G | 6-6 | 310 | R | Wisconsin '19 |
| 64 | Reed, Chris | G | 6-4 | 320 | 4 | Minnesota State '15 |
| 66 | Monteiro, Aaron | T | 6-6 | 315 | R | Boston College '19 |
| 67 | Kilgore, Daniel | C | 6-3 | 291 | 9 | Appalachian St. '08 |
| 68 | Adams, Tony | C | 6-2 | 312 | 1 | North Carolina St. '18 |
| 70 | Dunn, Michael | G | 6-5 | 307 | 1 | Maryland '17 |
| 71 | Jones-Smith, Jaryd | T | 6-7 | 345 | 1 | Pittsburgh '18 |
| 72 | Prince, Isaiah | T | 6-7 | 305 | R | Ohio State '19 |
| 74 | Sterup, Zach | T | 6-9 | 323 | 3 | Nebraska '15 |
| 77 | Davis, Jesse | G/T | 6-6 | 325 | 3 | Idaho '16 |
| 78 | Tunsil, Laremy | T | 6-5 | 313 | 4 | Mississippi '16 |
| 79 | Mills, Jordan | T | 6-5 | 316 | 7 | Louisiana Tech '13 |

## DEFENSE (45)

### DEFENSIVE LINEMEN (15)

| NO | NAME | POS | HT | WT | EXP | COLLEGE |
|---|---|---|---|---|---|---|
| 48 | Thomas, Cory | DT | 6-6 | 315 | R | Mississippi State '19 |
| 53 | Washington, Adolphus | DT | 6-4 | 295 | 4 | Ohio State '16 |
| 56 | Godchaux, Davon | DT | 6-3 | 311 | 3 | LSU '17 |
| 65 | Pittman, Jamiyus | DT | 6-2 | 307 | 1 | Central Florida '18 |
| 69 | Queiroz Neto, Durval | DT | 6-4 | 330 | R | None |
| 73 | Hendrix, Dewayne | DE | 6-4 | 270 | R | Pittsburgh '19 |
| 75 | Norton, Kendrick | DT | 6-3 | 309 | 1 | Miami (FL) '18 |
| 76 | Woodard, Jonathan | DE | 6-5 | 271 | 2 | Central Arkansas '16 |
| 90 | Harris, Charles | DE | 6-3 | 252 | 3 | Missouri '17 |
| 93 | Spence, Akeem | DT | 6-1 | 303 | 7 | Illinois '13 |
| 94 | Mbu, Joey | DT | 6-3 | 330 | 2 | Houston '15 |
| 95 | Carradine, Tank | DE | 6-4 | 267 | 5 | Florida State '13 |
| 96 | Taylor, Vincent | DT | 6-3 | 311 | 3 | Oklahoma State '17 |
| 97 | Wilkins, Christian | DT | 6-4 | 315 | R | Clemson '19 |
| 98 | Ledbetter, Jonathan | DE | 6-4 | 280 | R | Georgia '19 |

### LINEBACKERS (13)

| NO | NAME | POS | HT | WT | EXP | COLLEGE |
|---|---|---|---|---|---|---|
| 4 | Orchard, Nate | LB | 6-4 | 251 | 5 | Utah '15 |
| 43 | Van Ginkel, Andrew | LB | 6-4 | 242 | R | Wisconsin '19 |
| 44 | Watson, Tre' | LB | 6-3 | 241 | R | Maryland '19 |
| 45 | Hull, Mike | LB | 6-0 | 232 | 3 | Penn State '15 |
| 47 | Alonso, Kiko | LB | 6-3 | 239 | 7 | Oregon '13 |
| 49 | Eguavoen, Sam | LB | 6-0 | 236 | 1 | Texas Tech '15 |
| 50 | Holmes, Tyrone | LB | 6-2 | 248 | 2 | Montana '16 |
| 51 | Poling, Quentin | LB | 6-1 | 235 | 1 | Ohio '18 |
| 52 | McMillan, Raekwon | LB | 6-2 | 242 | 3 | Ohio State '17 |
| 55 | Baker, Jerome | LB | 6-2 | 225 | 2 | Ohio State '18 |
| 57 | Hanks, Terrill | LB | 6-2 | 241 | R | New Mexico State '19 |
| 58 | Elliott, Jayrone | LB | 6-3 | 259 | 4 | Toledo '14 |
| 59 | Allen, Chase | LB | 6-3 | 246 | 3 | Southern Illinois '17 |

### DEFENSIVE BACKS (17)

| NO | NAME | POS | HT | WT | EXP | COLLEGE |
|---|---|---|---|---|---|---|
| 8 | Summers, Jamar | CB | 5-11 | 190 | 1 | Connecticut '18 |
| 20 | Jones, Reshad | S | 6-1 | 215 | 10 | Georgia '10 |
| 21 | Rowe, Eric | CB | 6-1 | 205 | 5 | Utah '15 |
| 22 | McDonald, T.J. | S | 6-2 | 215 | 7 | USC '13 |
| 23 | Tankersley, Cordrea | CB | 6-1 | 200 | 3 | Clemson '17 |
| 24 | McTyer, Torry | CB | 5-11 | 188 | 3 | UNLV '17 |
| 25 | Howard, Xavien | CB | 6-1 | 198 | 4 | Baylor '16 |
| 26 | Smith, Maurice | S | 6-0 | 194 | 3 | Georgia '17 |
| 28 | McCain, Bobby | CB | 5-11 | 192 | 5 | Memphis '15 |
| 29 | Fitzpatrick, Minkah | S | 6-1 | 207 | 2 | Alabama '18 |
| 30 | Lammons, Chris | S | 5-10 | 190 | 1 | South Carolina '18 |
| 31 | Armstrong, Cornell | CB | 6-0 | 185 | 2 | Southern Miss '18 |
| 33 | Wiltz, Jomal | CB | 5-10 | 180 | 1 | Iowa State '17 |
| 35 | Aikens, Walt | S | 6-1 | 200 | 6 | Liberty '14 |
| 36 | Davis, Jalen | CB | 5-10 | 185 | 1 | Utah State '18 |
| 40 | Needham, Nik | CB | 6-0 | 193 | R | UTEP '19 |
| 41 | Hartage, Montre | S | 6-0 | 190 | R | Northwestern '19 |

## INJURED RESERVE (1)

| NO | NAME | POS | HT | WT | EXP | COLLEGE |
|---|---|---|---|---|---|---|
| 80 | Louis, Ricardo | WR | 6-2 | 215 | 4 | Auburn '16 |

## SPECIALISTS (5)

| NO | NAME | POS | HT | WT | EXP | COLLEGE |
|---|---|---|---|---|---|---|
| 1 | Farnsworth, Wesley | LS | 6-1 | 240 | R | Nevada '19 |
| 2 | Haack, Matt | P | 6-0 | 205 | 3 | Arizona State '17 |
| 6 | Wilson, Stone | P | 5-10 | 187 | R | Florida International '19 |
| 7 | Sanders, Jason | K | 5-11 | 186 | 2 | New Mexico '18 |
| 92 | Denney, John | LS | 6-5 | 242 | 15 | Brigham Young '05 |

## PRONUNCIATION GUIDE

| PLAYER | PHONETICALLY | PLAYER | PHONETICALLY | PLAYER | PHONETICALLY |
|---|---|---|---|---|---|
| RB Kalen Ballage | KAY-lun buh-LODGE | S Chris Lammons | luh-MAWNS | CB Cordrea Tankersley | cohr-DRAY |
| G Michael Deiter | DEE-ter | DT Joey Mbu | EHM-boo | T Laremy Tunsil | LAIR-uh-mee TUHN-suhl |
| LB Sam Eguavoen | eh-GWOV-en | LB Raekwon McMillan | RAY-kwon | **COACH/STAFF** | **PHONETICALLY** |
| RB Kenneth Farrow | FAIR-oh | T Aaron Monteiro | mon-tair-row | Joe Cimino | Chu-MEAN-oh |
| TE Mike Gesicki | guh-sick-ee | DT Jamiyus Pittman | juh-mye-us | Josh Grizzard | Grizz-ARD |
| DT Davon Godchaux | Duh-VAHN GOD-chaw | QB Jake Rudock | ROO-dock | Dave Puloka | Puh-LOH-kuh |
| P Matt Haack | HAWK | TE Durham Smythe | sm-eye-th | Jerry Schuplinski | shu-PLIN-skee |
| CB Xavien Howard | EX-ay-vee-n | T Zach Sterup | STIR-up | Taiquan Underwood | t-EYE-kwon |

# HOW THEY WERE ACQUIRED

| | DRAFT (28) | TRADES (5) | WAIVERS (0) | FREE AGENTS (57) |
|---|---|---|---|---|
| 2005 | | | | LS John Denney |
| 2010 | S Reshad Jones (5b) | | | |
| 2014 | S Walt Aikens (4) | | | |
| 2015 | WR DeVante Parker (1)<br>CB Bobby McCain (5a) | WR Kenny Stills (N.O.) | | LB Mike Hull |
| 2016 | T Laremy Tunsil (1)<br>CB Xavien Howard (2)<br>RB Kenyan Drake (3a)<br>WR Jakeem Grant (6a) | LB Kiko Alonso (Phi.) | | |
| 2017 | DE Charles Harris (1)<br>LB Raekwon McMillan (2)<br>CB Cordrea Tankersley (3)<br>DT Davon Godchaux (5b)<br>DT Vincent Taylor (6)<br>WR Isaiah Ford (7) | | | LB Chase Allen<br>G/T Jesse Davis<br>P Matt Haack<br>S T.J. McDonald (LAR)<br>CB Torry McTyer<br>S Maurice Smith<br>T Zach Sterup<br>DE Jonathan Woodard |
| 2018 | S Minkah Fitzpatrick (1)<br>TE Mike Gesicki (2)<br>LB Jerome Baker (3)<br>TE Durham Smythe (4a)<br>RB Kalen Ballage (4b)<br>CB Cornell Armstrong (6)<br>LB Quentin Poling (7a)<br>K Jason Sanders (7b) | C Daniel Kilgore (SF)<br>DT Akeem Spence (Det.) | | WR Brice Butler<br>CB Jalen Davis<br>S Chris Lammons<br>DT Kendrick Norton<br>TE Nick O'Leary<br>DT Jamiyus Pittman<br>WR Albert Wilson (KC) |
| 2019 | DT Christian Wilkins (1)<br>G Michael Deiter (3)<br>LB Andrew Van Ginkel (5)<br>T Isaiah Prince (6)<br>FB Chandler Cox (7a)<br>RB Myles Gaskin (7b) | QB Josh Rosen (Ari.) | | C Tony Adams<br>TE Dwayne Allen<br>C/G Ryan Anderson<br>G Shaq Calhoun<br>DE Tank Carradine<br>G Michael Dunn<br>LB Sam Eguavoen<br>LB Jayrone Elliott<br>LS Wesley Farnsworth<br>RB Kenneth Farrow<br>QB Ryan Fitzpatrick (TB)<br>G Kyle Fuller<br>LB Terrill Hanks<br>S Montre Hartage<br>DE Dewayne Hendrix<br>LB Tyrone Holmes<br>WR Reece Horn<br>WR Trenton Irwin<br>T Jaryd Jones-Smith<br>RB Patrick Laird<br>DE Jonathan Ledbetter<br>DT Joey Mbu<br>T Jordan Mills<br>T Aaron Monteiro<br>TE Chris Myarick<br>CB Nik Needham<br>LB Nate Orchard<br>DT Durval Queiroz Neto (IPP)<br>G Chris Reed<br>CB Eric Rowe (NE)<br>QB Jake Rudock<br>CB Jamar Summers<br>DT Cory Thomas<br>TE Clive Walford<br>RB Mark Walton<br>DT Adolphus Washington<br>LB Tre' Watson<br>WR Preston Williams<br>P Stone Wilson<br>CB Jomal Wiltz |

# 2018 DOLPHINS STATISTICS

## REGULAR SEASON RESULTS (7-9)

| DATE | OPPONENT | SCORE | W/L | ATTENDANCE |
|---|---|---|---|---|
| Sept. 9 | TENNESSEE | 27-20 | W | 65,184 |
| Sept. 16 | at N.Y. Jets | 20-12 | W | 77,982 |
| Sept. 23 | OAKLAND | 28-20 | W | 65,667 |
| Sept. 30 | at New England | 7-38 | L | 65,878 |
| Oct. 7 | at Cincinnati | 17-27 | L | 52,708 |
| Oct. 14 | CHICAGO | 31-28 (OT) | W | 65,791 |
| Oct. 21 | DETROIT | 21-32 | L | 65,265 |
| Oct. 25 | at Houston | 23-42 | L | 71,726 |
| Nov. 4 | N.Y. JETS | 13-6 | W | 65,533 |
| Nov. 11 | at Green Bay | 12-31 | L | 78,076 |
| Nov. 25 | at Indianapolis | 24-27 | L | 57,069 |
| Dec. 2 | BUFFALO | 21-17 | W | 65,155 |
| Dec. 9 | NEW ENGLAND | 34-33 | W | 66,087 |
| Dec. 16 | at Minnesota | 17-41 | L | 66,841 |
| Dec. 23 | JACKSONVILLE | 7-17 | L | 65,798 |
| Dec. 30 | at Buffalo | 17-42 | L | 67,420 |

## TEAM STATISTICS

| | DOLPHINS | OPPONENTS |
|---|---|---|
| **TOTAL FIRST DOWNS** | **252** | **350** |
| Rushing | 75 | 116 |
| Passing | 153 | 195 |
| Penalty | 24 | 39 |
| 3rd Down: Made/Att | 56/186 | 84/196 |
| 3rd Down Pct. | 30.1% | 42.9% |
| 4th Down: Made/Att | 8/13 | 6/15 |
| 4th Down Pct. | 61.5% | 40.0% |
| **POSSESSION AVG.** | **27:49** | **32:11** |
| **TOTAL NET YARDS** | **4,638** | **6,257** |
| Avg. Per Game | 289.9 | 391.1 |
| Total Plays | 878 | 1,024 |
| Avg. Per Play | 5.3 | 6.1 |
| **NET YARDS RUSHING** | **1,738** | **2,325** |
| Avg. Per Game | 108.6 | 145.3 |
| Total Rushes | 371 | 485 |
| **NET YARDS PASSING** | **2,900** | **3,932** |
| Avg. Per Game | 181.3 | 245.8 |
| Sacked/Yards Lost | 52/409 | 31/209 |
| Gross Yards | 3,309 | 4,141 |
| Attempts/Completions | 455/292 | 508/335 |
| Completion Pct. | 64.2% | 65.9% |
| Had Intercepted | 13 | 21 |
| **PUNTS/AVERAGE** | **88/44.1** | **55/42.3** |
| **NET PUNTING AVG.** | **38.4** | **36.6** |
| **PENALTIES/YARDS** | **108/978** | **107/856** |
| **FUMBLES/BALL LOST** | **17/10** | **17/7** |
| **TOUCHDOWNS** | **38** | **52** |
| Rushing | 7 | 17 |
| Passing | 26 | 31 |
| Returns | 5 | 4 |

| SCORE BY QUARTERS | Q1 | Q2 | Q3 | Q4 | OT | TOTAL |
|---|---|---|---|---|---|---|
| Dolphins | 52 | 115 | 59 | 90 | 3 | 319 |
| Opponents | 89 | 85 | 101 | 158 | 0 | 433 |

## RUSHING

| | NO. | YDS. | AVG. | LG | TD |
|---|---|---|---|---|---|
| F.Gore | 156 | 722 | 4.6 | 39 | 0 |
| K.Drake | 120 | 535 | 4.5 | 54t | 4 |
| K.Ballage | 36 | 191 | 5.3 | 75t | 1 |
| R.Tannehill | 32 | 145 | 4.5 | 20 | 0 |
| B.Bolden | 8 | 91 | 11.4 | 54t | 2 |
| B.Osweiler | 8 | 21 | 2.6 | 7 | 0 |
| A.Wilson | 8 | 16 | 2.0 | 5 | 0 |
| L.Carroo | 1 | 14 | 14.0 | 14 | 0 |
| J.Grant | 1 | 5 | 5.0 | 5 | 0 |
| D.Amendola | 1 | -2 | -2.0 | -2 | 0 |
| **DOLPHINS** | **371** | **1738** | **4.7** | **75t** | **7** |
| **OPPONENTS** | **485** | **2325** | **4.8** | **71** | **17** |

## PASSING

| | ATT | CMP | YDS | PCT. | YDS/ATT | TD | INT | LONG | SACK/LOST | RATING |
|---|---|---|---|---|---|---|---|---|---|---|
| R.Tannehill | 274 | 176 | 1979 | 64.2 | 7.2 | 17 | 9 | 75t | 35/279 | 92.7 |
| B.Osweiler | 178 | 113 | 1247 | 63.5 | 7.0 | 6 | 4 | 75t | 17/130 | 86.0 |
| A.Wilson | 1 | 1 | 52 | 100.0 | 52.0 | 1 | 0 | 52t | 0/0 | 158.3 |
| D.Amendola | 1 | 1 | 28 | 100.0 | 28.0 | 1 | 0 | 28t | 0/0 | 158.3 |
| K.Stills | 1 | 1 | 3 | 100.0 | 3.0 | 1 | 0 | 3t | 0/0 | 118.8 |
| **DOLPHINS** | **455** | **292** | **3309** | **64.2** | **7.3** | **26** | **13** | **75t** | **52/409** | **93.0** |
| **OPPONENTS** | **508** | **335** | **4141** | **65.9** | **8.2** | **31** | **21** | **73t** | **31/209** | **94.1** |

## RECEIVING

| | NO. | YDS. | AVG. | LG | TD |
|---|---|---|---|---|---|
| D.Amendola | 59 | 575 | 9.7 | 39 | 1 |
| K.Drake | 53 | 477 | 9.0 | 52t | 5 |
| K.Stills | 37 | 553 | 14.9 | 75t | 6 |
| A.Wilson | 26 | 391 | 15.0 | 75t | 4 |
| D.Parker | 24 | 309 | 12.9 | 46 | 1 |
| M.Gesicki | 22 | 202 | 9.2 | 27 | 0 |
| J.Grant | 21 | 268 | 12.8 | 52t | 2 |
| F.Gore | 12 | 124 | 10.3 | 24 | 1 |
| K.Ballage | 9 | 56 | 6.2 | 31 | 0 |
| N.O'Leary | 8 | 86 | 10.8 | 19 | 1 |
| B.Butler | 6 | 60 | 10.0 | 23t | 1 |
| D.Smythe | 6 | 50 | 8.3 | 21 | 0 |
| A.Derby | 3 | 48 | 16.0 | 19t | 1 |
| B.Bolden | 3 | 13 | 4.3 | 9 | 1 |
| L.Carroo | 2 | 94 | 47.0 | 74t | 1 |
| R.Tannehill | 1 | 3 | 3.0 | 3t | 1 |
| **DOLPHINS** | **292** | **3309** | **11.3** | **75t** | **26** |
| **OPPONENTS** | **335** | **4141** | **12.4** | **73t** | **31** |

## INTERCEPTIONS

| | NO. | YDS. | AVG. | LG | TD |
|---|---|---|---|---|---|
| X.Howard | 7 | 52 | 7.4 | 39 | 0 |
| R.Jones | 3 | 109 | 36.3 | 54 | 1 |
| T.McDonald | 3 | 41 | 13.7 | 31 | 0 |
| K.Alonso | 3 | 30 | 10.0 | 15 | 0 |
| M.Fitzpatrick | 2 | 64 | 32.0 | 50t | 1 |
| J.Baker | 1 | 25 | 25.0 | 25t | 1 |
| W.Aikens | 1 | 0 | 0.0 | 0 | 0 |
| B.McCain | 1 | 0 | 0.0 | 0 | 0 |
| **DOLPHINS** | **21** | **321** | **15.3** | **54** | **3** |
| **OPPONENTS** | **13** | **188** | **14.5** | **35** | **2** |

## PUNTING

| | NO. | YDS. | AVG. | NET | TB | IN 20 | LG | BLK |
|---|---|---|---|---|---|---|---|---|
| M.Haack | 87 | 3884 | 44.6 | 38.4 | 6 | 35 | 65 | 1 |
| **DOLPHINS** | **88** | **3884** | **44.1** | **38.4** | **6** | **35** | **65** | **1** |
| **OPPONENTS** | **55** | **2326** | **42.3** | **36.6** | **1** | **20** | **61** | **1** |

## PUNT RETURNS

| | RET. | FC | YDS. | AVG. | LG | TD |
|---|---|---|---|---|---|---|
| J.Grant | 14 | 6 | 228 | 16.3 | 71t | 1 |
| D.Amendola | 11 | 9 | 59 | 5.4 | 12 | 0 |
| K.Stills | 2 | 1 | 6 | 3.0 | 6 | 0 |
| J.Baker | 1 | 0 | 0 | 0.0 | 0 | 0 |
| **DOLPHINS** | **28** | **16** | **293** | **10.5** | **71t** | **1** |
| **OPPONENTS** | **37** | **25** | **384** | **10.4** | **70** | **0** |

## KICKOFF RETURNS

| | NO. | YDS. | AVG. | LG | TD |
|---|---|---|---|---|---|
| J.Grant | 18 | 535 | 29.7 | 102t | 1 |
| K.Drake | 10 | 213 | 21.3 | 26 | 0 |
| S.Perry | 8 | 164 | 20.5 | 32 | 0 |
| K.Ballage | 2 | 26 | 13.0 | 16 | 0 |
| D.Smythe | 1 | 0 | 0.0 | 0 | 0 |
| **DOLPHINS** | **39** | **938** | **24.1** | **102t** | **1** |
| **OPPONENTS** | **13** | **339** | **26.1** | **94t** | **1** |

## FIELD GOALS

| | 1-19 | 20-29 | 30-39 | 40-49 | 50+ | TOTALS |
|---|---|---|---|---|---|---|
| J. Sanders | 0/0 | 7/7 | 3/3 | 7/9 | 1/1 | 18/20 |
| **DOLPHINS** | **0/0** | **7/7** | **3/3** | **7/9** | **1/1** | **18/20** |
| **OPPONENTS** | **0/0** | **7/7** | **7/8** | **4/7** | **6/10** | **24/32** |

## SCORING

| | TOTAL | TDR | TDP | TDRT | PAT | FG | S/2-PT | PTS |
|---|---|---|---|---|---|---|---|---|
| J.Sanders | 0 | 0 | 0 | 0 | 35/36 | 18/20 | 0 | 89 |
| K.Drake | 9 | 4 | 5 | 0 | 0/0 | 0/0 | 0 | 54 |
| K.Stills | 6 | 0 | 6 | 0 | 0/0 | 0/0 | 1 | 38 |
| J.Grant | 4 | 0 | 2 | 2 | 0/0 | 0/0 | 0 | 24 |
| A.Wilson | 4 | 0 | 4 | 0 | 0/0 | 0/0 | 0 | 24 |
| B.Bolden | 3 | 2 | 1 | 0 | 0/0 | 0/0 | 0 | 18 |
| R.Tannehill | 1 | 0 | 1 | 0 | 0/0 | 0/0 | 0 | 6 |
| F.Gore | 1 | 0 | 1 | 0 | 0/0 | 0/0 | 0 | 6 |
| D.Amendola | 1 | 0 | 1 | 0 | 0/0 | 0/0 | 0 | 6 |
| R.Jones | 1 | 0 | 0 | 1 | 0/0 | 0/0 | 0 | 6 |
| D.Parker | 1 | 0 | 1 | 0 | 0/0 | 0/0 | 0 | 6 |
| A.Derby | 1 | 0 | 1 | 0 | 0/0 | 0/0 | 0 | 6 |
| N.O'Leary | 1 | 0 | 1 | 0 | 0/0 | 0/0 | 0 | 6 |
| L.Carroo | 1 | 0 | 1 | 0 | 0/0 | 0/0 | 0 | 6 |
| B.Butler | 1 | 0 | 1 | 0 | 0/0 | 0/0 | 0 | 6 |
| M.Fitzpatrick | 1 | 0 | 0 | 1 | 0/0 | 0/0 | 0 | 6 |
| J.Baker | 1 | 0 | 0 | 1 | 0/0 | 0/0 | 0 | 6 |
| K.Ballage | 1 | 1 | 0 | 0 | 0/0 | 0/0 | 0 | 6 |
| **DOLPHINS** | **38** | **7** | **26** | **5** | **35/36** | **18/20** | **1** | **319** |
| **OPPONENTS** | **52** | **17** | **31** | **4** | **47/50** | **24/32** | **1** | **433** |

## TWO-POINT CONVERSIONS

K. Stills 1.

**DOLPHINS 1/1, OPPONENTS: 1/2**

## SACKS

R.Quinn 6.5, C.Wake 6.0, J.Baker 3.0, B.McCain 2.0, V.Taylor 2.0, A.Spence 2.0, W.Hayes 2.0, A.Branch 1.5, D.Godchaux 1.0, J.Woodard 1.0, J.Phillips 1.0, Ja.Davis 1.0, C.Harris 1.0, TEAM 1.0

**DOLPHINS 31.0, OPPONENTS: 52.0**

## DEFENSE

| PLAYER | SOLO | ASST | TOT | SACKS/YDS | TFL | QBH | INT | PD | FF | FR |
|---|---|---|---|---|---|---|---|---|---|---|
| Alonso | 79 | 46 | 125 | 0.0/0.0 | 3 | 3 | 3 | 6 | 3 | 1 |
| McMillan | 69 | 36 | 105 | 0.0/0.0 | 5 | 0 | 0 | 1 | 2 | 1 |
| McDonald | 62 | 23 | 85 | 0.0/0.0 | 1 | 0 | 3 | 5 | 0 | 1 |
| Fitzpatrick | 50 | 29 | 79 | 0.0/0.0 | 2 | 0 | 2 | 9 | 0 | 0 |
| Baker | 56 | 20 | 76 | 3.0/28.0 | 4 | 4 | 1 | 3 | 0 | 0 |
| Jones | 57 | 15 | 72 | 0.0/0.0 | 4 | 1 | 3 | 9 | 0 | 0 |
| McCain | 50 | 10 | 60 | 2.0/14.0 | 3 | 2 | 1 | 5 | 0 | 0 |
| Godchaux | 31 | 17 | 48 | 1.0/8.0 | 6 | 4 | 0 | 0 | 0 | 0 |
| Spence | 23 | 19 | 42 | 2.0/10.0 | 6 | 9 | 0 | 0 | 0 | 0 |
| Quinn | 25 | 13 | 38 | 6.5/48.0 | 9 | 15 | 0 | 0 | 2 | 0 |
| Wake | 21 | 15 | 36 | 6.0/48.0 | 5 | 17 | 0 | 1 | 1 | 0 |
| Howard | 25 | 10 | 35 | 0.0/0.0 | 1 | 0 | 7 | 12 | 0 | 1 |
| McTyer | 21 | 8 | 29 | 0.0/0.0 | 0 | 0 | 0 | 3 | 0 | 0 |
| Taylor | 15 | 12 | 27 | 2.0/11.0 | 3 | 2 | 0 | 0 | 0 | 0 |
| Branch | 17 | 8 | 25 | 1.5/12.0 | 5 | 5 | 0 | 1 | 1 | 1 |
| Harris | 8 | 11 | 19 | 1.0/2.0 | 2 | 5 | 0 | 0 | 0 | 0 |
| Woodard | 8 | 2 | 10 | 1.0/7.0 | 2 | 2 | 0 | 0 | 0 | 0 |
| Williams | 4 | 4 | 8 | 0.0/0.0 | 0 | 0 | 0 | 0 | 0 | 0 |
| Armstrong | 6 | 0 | 6 | 0.0/0.0 | 0 | 0 | 0 | 0 | 0 | 0 |
| Hull | 6 | 0 | 6 | 0.0/0.0 | 0 | 0 | 0 | 0 | 0 | 0 |
| Ja. Davis | 5 | 1 | 6 | 1.0/5.0 | 1 | 2 | 0 | 0 | 1 | 0 |
| Hood | 2 | 4 | 6 | 0.0/0.0 | 0 | 0 | 0 | 1 | 0 | 0 |
| Malveaux | 1 | 5 | 6 | 0.0/0.0 | 0 | 0 | 0 | 0 | 0 | 0 |
| Phillips | 3 | 2 | 5 | 1.0/5.0 | 1 | 3 | 0 | 1 | 0 | 0 |
| Hayes | 4 | 0 | 4 | 2.0/10.0 | 3 | 2 | 0 | 0 | 0 | 0 |
| Smith | 4 | 0 | 4 | 0.0/0.0 | 0 | 0 | 0 | 1 | 0 | 0 |
| Tankersley | 2 | 2 | 4 | 0.0/0.0 | 0 | 0 | 0 | 0 | 0 | 0 |
| Allen | 0 | 3 | 3 | 0.0/0.0 | 0 | 0 | 0 | 0 | 0 | 0 |
| Aikens | 1 | 1 | 2 | 0.0/0.0 | 0 | 0 | 1 | 1 | 0 | 0 |
| Pittman | 0 | 2 | 2 | 0.0/0.0 | 0 | 0 | 0 | 0 | 0 | 0 |
| Anthony | 0 | 1 | 1 | 0.0/0.0 | 0 | 0 | 0 | 0 | 0 | 0 |

**NOTE:** Special teams and miscellaneous tackles not included above.

**DEFENSIVE TOUCHDOWNS:** Baker 25-yard interception return vs. N.Y. Jets (11/4), Fitzpatrick 50-yard interception return at Minnesota (12/16), Jones 29-yard interception return at Buffalo (12/30).

**MISCELLANEOUS TACKLES:** Stills 2, Amendola 1, Ballage 1, Brendel 1, Drake 1, Gesicki 1, Grant 1, James 1, Larsen 1, O'Leary 1, Tannehill 1, Tunsil 1, Wilson 1, Young 1.

**MISCELLANEOUS FUMBLE RECOVERIES:** Je. Davis 1, Derby 1, Smythe 1.

**SACKS:**
Quinn (6.5) – 1 at N.Y. Jets (9/16), 1.5 at Green Bay (11/11), 1 vs. Buffalo (12/2), 1 vs. New England (12/9), 1 at Minnesota (12/16), 1 vs. Jacksonville (12/23)
Wake (6.0) – 1 vs. Oakland (9/23), 2 vs. N.Y. Jets (11/4), 0.5 at Green Bay (11/11), 1 at Indianapolis (11/25), 1.5 vs. Jacksonville (12/23)
Baker (3.0) – 2 at Cincinnati (10/7), 1 at Buffalo (12/30)
McCain (2.0) – 1 vs. Buffalo (12/2), 1 vs. New England (12/9)
Hayes (2.0) – 1 at N.Y. Jets (9/16), 1 vs. Oakland (9/23)
Taylor (2.0) – 1 vs. Oakland (9/23), 1 vs. Chicago (10/14)
Spence (2.0) – 2 vs. N.Y. Jets (11/4)
Branch (1.5) – 1 vs. Detroit (10/21), 0.5 vs. Jacksonville (12/23)
Phillips (1.0) – 1 at N.Y. Jets (9/16)
Woodard (1.0) – 1 vs. Chicago (10/14)
Godchaux (1.0) – 1 at Minnesota (12/16)
Ja. Davis (1.0) – 1 vs. Jacksonville (12/23)
Harris (1.0) – 1 vs. Jacksonville (12/23)
TEAM (1.0) – 1 vs. Jacksonville (12/23)
**INTERCEPTIONS:**
Howard (7) – 1 at N.Y. Jets (9/16), 2 vs. Oakland (9/23), 2 at Indianapolis (11/25), 2 vs. Buffalo (12/2)
Alonso (3) – 1 vs. Tennessee (9/9), 1 at Cincinnati (10/7), 1 vs. N.Y. Jets (11/4)
Jones (3) – 2 vs. Tennessee (9/9), 1 at Buffalo (12/30)
McDonald (3) – 1 at N.Y. Jets (9/16), 1 vs. Chicago (10/14), 1 vs. N.Y. Jets (11/4)
Fitzpatrick (2) – 1 at New England (9/30), 1 at Minnesota (12/16)
McCain (1) – 1 at New England (9/30)
Baker (1) – 1 vs. N.Y. Jets (11/4)
Aikens (1) – 1 vs. N.Y. Jets (11/4)

## SPECIAL TEAMS

| | SOLO | ASST | TOTAL | FF | FR | BFG | BPAT | BPNT |
|---|---|---|---|---|---|---|---|---|
| Perry | 9 | 3 | 12 | 0 | 1 | 0 | 0 | 0 |
| Aikens | 7 | 2 | 9 | 0 | 0 | 0 | 0 | 0 |
| Anthony | 3 | 4 | 7 | 0 | 0 | 0 | 0 | 0 |
| Bolden | 4 | 2 | 6 | 0 | 0 | 0 | 0 | 1 |
| Denney | 1 | 3 | 4 | 0 | 0 | 0 | 0 | 0 |
| Baker | 1 | 2 | 3 | 0 | 0 | 0 | 0 | 0 |
| Ballage | 3 | 0 | 3 | 0 | 0 | 0 | 0 | 0 |
| Hull | 1 | 2 | 3 | 0 | 0 | 0 | 0 | 0 |
| Armstrong | 2 | 0 | 2 | 0 | 0 | 0 | 0 | 0 |
| Carroo | 2 | 0 | 2 | 0 | 1 | 0 | 0 | 0 |
| Wilson | 1 | 1 | 2 | 0 | 0 | 0 | 0 | 0 |
| Derby | 1 | 0 | 1 | 1 | 0 | 0 | 0 | 0 |
| Fitzpatrick | 1 | 0 | 1 | 0 | 0 | 0 | 0 | 0 |
| Haack | 1 | 0 | 1 | 0 | 0 | 0 | 0 | 0 |
| McDonald | 1 | 0 | 1 | 0 | 0 | 0 | 0 | 0 |
| McTyer | 1 | 0 | 1 | 0 | 0 | 0 | 0 | 0 |
| Smith | 1 | 0 | 1 | 0 | 0 | 0 | 0 | 0 |
| McCain | 0 | 1 | 1 | 0 | 0 | 0 | 0 | 0 |
| McEvoy | 0 | 1 | 1 | 0 | 0 | 0 | 0 | 0 |
| Spaight | 0 | 1 | 1 | 0 | 0 | 0 | 0 | 0 |
| Tankersley | 0 | 1 | 1 | 0 | 0 | 0 | 0 | 0 |
| Taylor | 0 | 0 | 0 | 0 | 0 | 1 | 0 | 0 |
| Spence | 0 | 0 | 0 | 0 | 1 | 0 | 0 | 0 |
| Stills | 0 | 0 | 0 | 0 | 1 | 0 | 0 | 0 |

*Dolphins wide receivers Albert Wilson (15) and Jakeem Grant (19) high five on the way to the end zone in a win vs. Oakland on Sept. 23, 2018*

# 2018 STATISTICAL BESTS

## DOLPHINS – INDIVIDUAL

### RUSHING

| | | |
|---|---|---|
| **Attempts** | 20 | Frank Gore vs. N.Y. Jets, 11/4 |
| **Yards** | 123 | Kalen Ballage at Minnesota, 12/16 |
| **Touchdowns** | 2 | Brandon Bolden vs. New England, 12/9 |
| **Yards by Quarterback** | 44 | Ryan Tannehill at N.Y. Jets, 9/16 |
| **Longest Run from Scrimmage** | 75t | Kalen Ballage at Minnesota, 12/16 |
| **Longest Run from Scrimmage for TD** | 75t | Kalen Ballage at Minnesota, 12/16 |

### PASSING

| | | |
|---|---|---|
| **Attempts** | 44 | Brock Osweiler vs. Chicago, 10/14 |
| **Completions** | 28 | Brock Osweiler vs. Chicago, 10/14 |
| **Yards** | 380 | Brock Osweiler vs. Chicago, 10/14 |
| **Touchdowns** | 3 | Ryan Tannehill vs. Oakland, 9/23<br>Brock Osweiler vs. Chicago, 10/14<br>Ryan Tannehill vs. Buffalo, 12/2<br>Ryan Tannehill vs. New England, 12/9 |
| **Completion Percentage (min. 20 att.)** | 73.9 | Ryan Tannehill at N.Y. Jets, 9/16<br>Ryan Tannehill vs. Oakland, 9/23 |
| **Interceptions** | 2 | Ryan Tannehill vs. Tennessee, 9/9<br>Ryan Tannehill at Cincinnati, 10/7<br>Brock Osweiler vs. Chicago, 10/14<br>Ryan Tannehill at Buffalo, 12/30 |
| **Longest Completion** | 75t | Ryan Tannehill vs. Tennessee, 9/9<br>Brock Osweiler vs. Chicago, 10/14 |
| **Longest Completion for TD** | 75t | Ryan Tannehill vs. Tennessee, 9/9<br>Brock Osweiler vs. Chicago, 10/14 |
| **Passer Rating (min. 20 att.)** | 155.3 | Ryan Tannehill vs. Oakland, 9/23 |

### RECEIVING

| | | |
|---|---|---|
| **Receptions** | 8 | Danny Amendola vs. Chicago, 10/14<br>Kenny Stills vs. New England, 12/9 |
| **Yards** | 155 | Albert Wilson vs. Chicago, 10/14 |
| **Touchdowns** | 2 | Kenny Stills vs. Tennessee, 9/9<br>Jakeem Grant vs. Oakland, 9/23<br>Albert Wilson vs. Chicago, 10/14 |
| **Longest Reception** | 75t | Kenny Stills vs. Tennessee, 9/9<br>Albert Wilson vs. Chicago, 10/14 |
| **Longest Reception by Running Back** | 52t | Kenyan Drake vs. New England, 12/9 |
| **Yards by Running Back** | 69 | Kenyan Drake at Cincinnati, 10/7 |

| | | |
|---|---|---|
| **TOTAL YARDS FROM SCRIMMAGE** | 150 | Albert Wilson vs. Chicago, 10/14 |

### TACKLES

| | | |
|---|---|---|
| **Total** | 15 | Kiko Alonso vs. Oakland, 9/23 |
| **Solo** | 13 | Kiko Alonso at N.Y. Jets, 9/16 |

### INTERCEPTIONS

| | | |
|---|---|---|
| **Total** | 2 | Reshad Jones vs. Tennessee, 9/9<br>Xavien Howard vs. Oakland, 9/23<br>Xavien Howard at Indianapolis, 11/25<br>Xavien Howard vs. Buffalo, 12/2 |
| **Longest Return** | 54 | Reshad Jones vs. Tennessee, 9/9 |
| **Longest Return for TD** | 50t | Minkah Fitzpatrick at Minnesota, 12/16 |

### FUMBLES

| | | |
|---|---|---|
| **Total Forced** | 2 | Kiko Alonso at N.Y. Jets, 9/16 |
| **Total Recovered** | 1 | Raekwon McMillan at N.Y. Jets, 9/16<br>Kiko Alonso vs. Chicago, 10/14<br>Xavien Howard vs. Chicago, 10/14<br>T.J. McDonald at Indianapolis, 11/25<br>Andre Branch vs. Jacksonville, 12/23 |

### SACKS

| | | |
|---|---|---|
| **Total** | 2.0 | Jerome Baker at Cincinnati, 10/7<br>Akeem Spence vs. N.Y. Jets, 11/4<br>Cameron Wake vs. N.Y. Jets, 11/4 |
| **Yards Lost** | 19 | Jerome Baker at Cincinnati, 10/7 |

## SPECIAL TEAMS

| | | |
|---|---|---|
| **Field Goals Made** | 4 | Jason Sanders at Green Bay, 11/11 |
| **Field Goal Attempts** | 4 | Jason Sanders at Green Bay, 11/11 |
| **Longest Field Goal Made** | 50 | Jason Sanders vs. Chicago, 10/14 |
| **Longest Field Goal Attempt** | 50 | Jason Sanders vs. Chicago, 10/14 |
| **Punts** | 9 | Matt Haack vs. N.Y. Jets, 11/4 |
| **Longest Punt, yards** | 65 | Matt Haack vs. Tennessee, 9/9 |
| **Highest Gross Punting Average (min. 4 punts)** | 53.8 | Matt Haack vs. Tennessee, 9/9 |
| **Highest Net Punting Average (min. 4 punts)** | 48.5 | Matt Haack at N.Y. Jets, 9/16 |
| **Most Punt Returns** | 3 | Jakeem Grant at N.Y. Jets, 9/16<br>Jakeem Grant at Cincinnati, 10/7<br>Jakeem Grant vs. N.Y. Jets, 11/4<br>Danny Amendola vs. New England, 12/9 |
| **Most Punt Return Yards** | 85 | Jakeem Grant at Cincinnati, 10/7 |
| **Highest Punt Return Average (min. 3 returns)** | 28.3 | Jakeem Grant at Cincinnati, 10/7 |
| **Longest Punt Return** | 71t | Jakeem Grant at Cincinnati, 10/7 |
| **Most Kickoff Returns** | 4 | Jakeem Grant vs. Oakland, 9/23<br>Jakeem Grant at Green Bay, 11/11<br>Kenyan Drake at Buffalo, 12/30 |
| **Most Kickoff Return Yards** | 125 | Jakeem Grant vs. Tennessee, 9/9 |
| **Highest Kickoff Return Average (min. 3 returns)** | 29.7 | Jakeem Grant at Cincinnati, 10/7 |
| **Longest Kickoff Return** | 102t | Jakeem Grant vs. Tennessee, 9/9 |

# OPPONENTS – INDIVIDUAL

## RUSHING

| | | |
|---|---|---|
| **Attempts** | 25 | Sony Michel at New England, 9/30 |
| **Yards** | 158 | Kerryon Johnson vs. Detroit, 10/21 |
| **Touchdowns** | 2 | Aaron Jones at Green Bay, 11/11<br>Dalvin Cook at Minnesota, 12/16<br>Josh Allen at Buffalo, 12/30 |
| **Yards by Quarterback** | 135 | Josh Allen vs. Buffalo, 12/2 |
| **Longest Run from Scrimmage** | 71 | Kerryon Johnson vs. Detroit, 10/21 |
| **Longest Run from Scrimmage for TD** | 22 | James White at New England, 9/30 |

## PASSING

| | | |
|---|---|---|
| **Attempts** | 43 | Tom Brady vs. New England, 12/9 |
| **Completions** | 30 | Andrew Luck at Indianapolis, 11/25 |
| **Yards** | 358 | Tom Brady vs. New England, 12/9 |
| **Touchdowns** | 5 | Deshaun Watson at Houston, 10/25 |
| **Completion Percentage (min. 20 att.)** | 81.8 | Matthew Stafford vs. Detroit, 10/21 |
| **Interceptions** | 4 | Sam Darnold vs. N.Y. Jets, 11/4 |
| **Longest Completion** | 73t | Deshaun Watson at Houston, 10/25 |
| **Longest Completion for TD** | 73t | Deshaun Watson at Houston, 10/25 |
| **Passer Rating (min. 20 att.)** | 156.0 | Deshaun Watson at Houston, 10/25 |

## RECEIVING

| | | |
|---|---|---|
| **Receptions** | 9 | Julian Edelman vs. New England, 12/9 |
| **Yards** | 173 | Jordy Nelson vs. Oakland, 9/23 |
| **Touchdowns** | 2 | Michael Roberts vs. Detroit, 10/21<br>DeAndre Hopkins at Houston, 10/25<br>Jordan Thomas at Houston, 10/25<br>Davante Adams at Green Bay, 11/11<br>Eric Ebron at Indianapolis, 11/25<br>Zay Jones vs. Buffalo, 12/2<br>Zay Jones at Buffalo, 12/30 |
| **Longest Reception** | 73t | Will Fuller at Houston, 10/25 |
| **Longest Reception by Running Back** | 50 | Tarik Cohen vs. Chicago, 10/14 |
| **Yards by Running Back** | 90 | Tarik Cohen vs. Chicago, 10/14 |

| | | |
|---|---|---|
| **TOTAL YARDS FROM SCRIMMAGE** | 179 | Kerryon Johnson vs. Detroit, 10/21 |

## TACKLES

| | | |
|---|---|---|
| **Total** | 13 | Roquan Smith vs. Chicago, 10/14 |
| **Solo** | 11 | Tremaine Edmunds at Buffalo, 12/30 |

## INTERCEPTIONS

| | | |
|---|---|---|
| **Total** | 2 | Kyle Fuller vs. Chicago, 10/14 |
| **Longest Return** | 35 | Kyle Fuller vs. Chicago, 10/14 |
| **Longest Return for TD** | 33t | Telvin Smith Sr. vs. Jacksonville, 12/23 |

## FUMBLES

| | | |
|---|---|---|
| **Total Forced** | 1 | Jamal Adams at N.Y. Jets, 9/16<br>Jordan Jenkins at N.Y. Jets, 9/16<br>Carlos Dunlap at Cincinnati, 10/7<br>Akiem Hicks vs. Chicago, 10/14<br>Mike Mitchell at Indianapolis, 11/25<br>Trey Flowers vs. New England, 12/9<br>Calais Campbell vs. Jacksonville, 12/23<br>Shaq Lawson at Buffalo, 12/30<br>Lorenzo Alexander at Buffalo, 12/30 |
| **Total Recovered** | 1 | Jordan Jenkins at N.Y. Jets, 9/16<br>Avery Williamson at N.Y. Jets, 9/16<br>Kyle Van Noy at New England, 9/30<br>Sam Hubbard at Cincinnati, 10/7<br>Eddie Goldman vs. Chicago, 10/14<br>Reggie Gilbert at Green Bay, 11/11<br>Denico Autry at Indianapolis, 11/25<br>Calais Campbell vs. Jacksonville, 12/23<br>Trent Murphy at Buffalo, 12/30<br>Jordan Phillips at Buffalo, 12/30 |

## SACKS

| | | |
|---|---|---|
| **Total** | 2 | Geno Atkins at Cincinnati, 10/7<br>Ricky Jean Francois vs. Detroit, 10/21<br>Jordan Jenkins vs. N.Y. Jets, 11/4<br>Trey Flowers vs. New England, 12/9<br>Anthony Barr at Minnesota, 12/16<br>Danielle Hunter at Minnesota, 12/16<br>Shaq Lawson at Buffalo, 12/30 |
| **Yards Lost** | 19 | Jordan Jenkins vs. N.Y. Jets, 11/4 |

## SPECIAL TEAMS

| | | |
|---|---|---|
| **Field Goals Made** | 4 | Matt Prater vs. Detroit, 10/21 |
| **Field Goal Attempts** | 4 | Matt Prater vs. Detroit, 10/21 |
| **Longest Field Goal Made** | 56 | Jason Myers vs. N.Y. Jets, 11/4 |
| **Longest Field Goal Attempt** | 56 | Jason Myers vs. N.Y. Jets, 11/4<br>Kai Forbath vs. Jacksonville, 12/23 |
| **Punts** | 6 | Lachlan Edwards vs. N.Y. Jets, 11/4 |
| **Longest Punt, yards** | 61 | Sam Martin vs. Detroit, 10/21 |
| **Highest Gross Punting Average (min. 4 punts)** | 52.6 | Lachlan Edwards at N.Y. Jets, 9/16 |
| **Highest Net Punting Average (min. 4 punts)** | 44.5 | Brett Kern vs. Tennessee, 9/9 |
| **Most Punt Returns** | 5 | Cyrus Jones at New England, 9/30<br>Marcus Sherels at Minnesota, 12/16 |
| **Most Punt Return Yards** | 116 | Marcus Sherels at Minnesota, 12/16 |
| **Highest Punt Return Average (min. 3 returns)** | 23.2 | Marcus Sherels at Minnesota, 12/16 |
| **Longest Punt Return** | 70 | Marcus Sherels at Minnesota, 12/16 |
| **Most Kickoff Returns** | 2 | Darius Jennings vs. Tennessee, 9/9<br>Dwayne Harris vs. Oakland, 9/23<br>Isaiah McKenzie vs. Buffalo, 12/2<br>Victor Bolden Jr. at Buffalo, 12/30 |
| **Most Kickoff Return Yards** | 121 | Darius Jennings vs. Tennessee, 9/9 |
| **Highest Kickoff Return Average (min. 3 returns)** | -- | |
| **Longest Kickoff Return** | 94t | Darius Jennings vs. Tennessee, 9/9 |

## DOLPHINS TEAM

| | HIGHS | | LOWS | |
|---|---|---|---|---|
| **FIRST DOWNS** | | | | |
| **Total** | 23 | vs. Chicago, 10/14 | 7 | vs. N.Y. Jets, 11/4 |
| **Rushing** | 8 | vs. New England, 12/9<br>at Buffalo, 12/30 | 1 | at New England, 9/30<br>vs. N.Y. Jets, 11/4 |
| **Passing** | 15 | vs. Chicago, 10/14 | 6 | vs. N.Y. Jets, 11/4<br>at Minnesota, 12/16 |
| **Penalty** | 3 | at N.Y. Jets, 9/16<br>vs. Detroit, 10/21<br>vs. Buffalo, 12/2 | 0 | vs. Oakland, 9/23<br>vs. N.Y. Jets, 11/4<br>at Minnesota, 12/16<br>at Buffalo, 12/30 |
| **TOTAL NET YARDS** | | | | |
| **Total** | 541 | vs. Chicago, 10/14 | 168 | vs. N.Y. Jets, 11/4 |

## RUSHING

| | | | | |
|---|---|---|---|---|
| **Attempts** | 31 | at N.Y. Jets, 9/16<br>vs. Chicago, 10/14 | 14 | vs. Oakland, 9/23 |
| **Yards** | 189 | vs. New England, 12/9 | 41 | vs. Oakland, 9/23 |
| **Average** | 9.0 | vs. New England, 12/9 | 2.4 | vs. N.Y. Jets, 11/4 |
| **Touchdowns** | 2 | vs. New England, 12/9 | 0 | vs. Tennessee, 9/9<br>vs. Oakland, 9/23<br>at New England, 9/30<br>at Cincinnati, 10/7<br>vs. Chicago, 10/14<br>vs. N.Y. Jets, 11/4<br>at Green Bay, 11/11<br>vs. Buffalo, 12/2<br>vs. Jacksonville, 12/23<br>at Buffalo, 12/30 |

## PASSING

| | | | | |
|---|---|---|---|---|
| **Attempts** | 44 | vs. Chicago, 10/14 | 19 | vs. New England, 12/9 |
| **Completions** | 28 | vs. Chicago, 10/14 | 11 | at Minnesota, 12/16 |
| **Interceptions** | 2 | vs. Tennessee, 9/9<br>at Cincinnati, 10/7<br>vs. Chicago, 10/14<br>at Buffalo, 12/30 | 0 | at N.Y. Jets, 9/16<br>vs. Oakland, 9/23<br>vs. Detroit, 10/21<br>vs. N.Y. Jets, 11/4<br>at Indianapolis, 11/25<br>vs. New England, 12/9<br>at Minnesota, 12/16 |
| **Net Yards** | 380 | vs. Chicago, 10/14 | 37 | at Minnesota, 12/16 |
| **Touchdowns** | 4 | vs. Oakland, 9/23 | 0 | vs. N.Y. Jets, 11/4<br>at Green Bay, 11/11<br>at Minnesota, 12/16 |
| **Passer Rating** | 156.3 | vs. Oakland, 9/23 | 55.5 | at Buffalo, 12/30 |
| **Completion Percentage** | 75.0 | vs. Oakland, 9/23 | 45.8 | at Minnesota, 12/16 |
| **Times Sacked** | 9 | at Minnesota, 12/16 | 0 | vs. Chicago, 10/14 |
| **Yards Lost** | 71 | at Minnesota, 12/16 | 0 | vs. Chicago, 10/14 |

## PUNTS

| | | | | |
|---|---|---|---|---|
| **Total** | 9 | vs. N.Y. Jets, 11/4 | 2 | at Green Bay, 11/11 |
| **Yards** | 402 | vs. N.Y. Jets, 11/4 | 77 | at Green Bay, 11/11 |
| **Long** | 65 | vs. Tennessee, 9/9 | 39 | at Green Bay, 11/11 |
| **Gross Average** | 53.8 | vs. Tennessee, 9/9 | 28.3 | vs. New England, 12/9 |
| **Net Average** | 48.5 | at N.Y. Jets, 9/16 | 19.0 | at Green Bay, 11/11 |
| **Returns** | 3 | at N.Y. Jets, 9/16<br>at Cincinnati, 10/7<br>vs. N.Y. Jets, 11/4<br>vs. New England, 12/9 | 0 | vs. Oakland, 9/23<br>vs. Chicago, 10/14<br>at Green Bay, 11/11 |
| **Return Yards** | 85 | at Cincinnati, 10/7 | 0 | vs. Oakland, 9/23<br>vs. Chicago, 10/14<br>at Green Bay, 11/11<br>at Indianapolis, 11/25 |
| **Return Average** | 28.3 | at Cincinnati, 10/7 | 0.0 | at Indianapolis, 11/25 |

## PENALTIES

| | | | | |
|---|---|---|---|---|
| **Total** | 10 | at New England, 9/30<br>at Indianapolis, 11/25<br>vs. Jacksonville, 12/23 | 2 | at N.Y. Jets, 9/16 |
| **Yards** | 95 | vs. Jacksonville, 12/23 | 10 | at N.Y. Jets, 9/16<br>at Green Bay, 11/11 |

## FUMBLES

| | | | | |
|---|---|---|---|---|
| **Total** | 3 | at N.Y. Jets, 9/16<br>at Buffalo, 12/30 | 0 | vs. Tennessee, 9/9<br>vs. Oakland, 9/23<br>vs. Detroit, 10/21<br>at Houston, 10/25<br>vs. N.Y. Jets, 11/4 |
| **Lost** | 2 | at N.Y. Jets, 9/16<br>at Buffalo, 12/30 | 0 | vs. Tennessee, 9/9<br>vs. Oakland, 9/23<br>vs. Detroit, 10/21<br>at Houston, 10/25<br>vs. N.Y. Jets, 11/4<br>vs. Buffalo, 12/2<br>vs. New England, 12/9<br>at Minnesota, 12/16 |

## TIME OF POSSESSION

| | | | | |
|---|---|---|---|---|
| **Game** | 36:35 | vs. Chicago, 10/14 | 21:29 | vs. Oakland, 9/23 |

## OPPONENTS TEAM

| | HIGHS | | LOWS | |
|---|---|---|---|---|
| **FIRST DOWNS** | | | | |
| **Total** | 28 | vs. New England, 12/9 | 15 | vs. N.Y. Jets, 11/4 |
| **Rushing** | 12 | vs. Detroit, 10/21 | 3 | at N.Y. Jets, 9/16<br>at Cincinnati, 10/7<br>vs. New England, 12/9 |
| **Passing** | 21 | vs. New England, 12/9 | 8 | at Houston, 10/25<br>vs. N.Y. Jets, 11/4<br>vs. Jacksonville, 12/23 |
| **Penalty** | 4 | vs. Chicago, 10/14<br>vs. Buffalo, 12/2<br>vs. New England, 12/9 | 0 | at Green Bay, 11/11 |
| **TOTAL NET YARDS** | | | | |
| **Total** | 467 | vs. Chicago, 10/14 | 244 | vs. Jacksonville, 12/23 |
| **RUSHING** | | | | |
| **Attempts** | 40 | at New England, 9/30<br>at Minnesota, 12/16 | 19 | vs. Tennessee, 9/9 |
| **Yards** | 248 | vs. Detroit, 10/21 | 42 | at N.Y. Jets, 9/16 |
| **Average** | 7.8 | at Green Bay, 11/11 | 2.2 | at N.Y. Jets, 9/16 |
| **Touchdowns** | 3 | at Minnesota, 12/16<br>at Buffalo, 12/30 | 0 | at N.Y. Jets, 9/16<br>at Cincinnati, 10/7<br>vs. N.Y. Jets, 11/4<br>at Indianapolis, 11/25<br>vs. Buffalo, 12/2 |
| **PASSING** | | | | |
| **Attempts** | 43 | vs. New England, 12/9 | 20 | at Houston, 10/25 |
| **Completions** | 31 | at Indianapolis, 11/25 | 14 | at Minnesota, 12/16 |
| **Interceptions** | 4 | vs. N.Y. Jets, 11/4 | 0 | vs. Detroit, 10/21<br>at Houston, 10/25<br>at Green Bay, 11/11<br>vs. New England, 12/9<br>vs. Jacksonville, 12/23 |
| **Net Yards** | 344 | vs. New England, 12/9 | 118 | vs. Jacksonville, 12/23 |
| **Touchdowns** | 5 | at Houston, 10/25 | 0 | vs. Tennessee, 9/9<br>vs. N.Y. Jets, 11/4<br>vs. Jacksonville, 12/23 |
| **Passer Rating** | 156.0 | at Houston, 10/25 | 31.8 | vs. N.Y. Jets, 11/4 |
| **Completion Percentage** | 81.8 | vs. Detroit, 10/21 | 52.6 | vs. Tennessee, 9/9 |
| **Times Sacked** | 6 | vs. Jacksonville, 12/23 | 0 | vs. Tennessee, 9/9<br>at New England, 9/30<br>at Houston, 10/25 |
| **Yards Lost** | 27 | vs. N.Y. Jets, 11/4<br>vs. Jacksonville, 12/23 | 0 | vs. Tennessee, 9/9<br>at New England, 9/30<br>at Houston, 10/25 |
| **PUNTS** | | | | |
| **Total** | 6 | vs. N.Y. Jets, 11/4 | 1 | vs. Detroit, 10/21 |
| **Yards** | 277 | vs. N.Y. Jets, 11/4 | 37 | at Green Bay, 11/11 |
| **Long** | 61 | vs. Detroit, 10/21 | 37 | at Green Bay, 11/11 |
| **Gross Average** | 61.0 | vs. Detroit, 10/21 | 34.3 | at Indianapolis, 11/25 |
| **Net Average** | 44.5 | vs. Tennessee, 9/9 | 18.5 | at Green Bay, 11/11 |
| **Returns** | 5 | at New England, 9/30<br>at Minnesota, 12/16 | 1 | vs. Chicago, 10/14<br>at Houston, 10/25<br>at Green Bay, 11/11<br>vs. Buffalo, 12/2 |
| **Return Yards** | 116 | at Minnesota, 12/16 | 0 | vs. Buffalo, 12/2 |
| **Return Average** | 23.2 | at Minnesota, 12/16 | 0.0 | vs. Buffalo, 12/2 |
| **PENALTIES** | | | | |
| **Total** | 13 | vs. Buffalo, 12/2 | 3 | at Buffalo, 12/30 |
| **Yards** | 120 | vs. Buffalo, 12/2 | 24 | at Buffalo, 12/30 |

### FUMBLES

| | | | | |
|---|---|---|---|---|
| **Total** | 4 | at N.Y. Jets, 9/16 | 0 | vs. Tennessee, 9/9<br>at New England, 9/30<br>at Cincinnati, 10/7<br>at Houston, 10/25<br>vs. N.Y. Jets, 11/4<br>vs. New England, 12/9<br>at Minnesota, 12/16<br>at Buffalo, 12/30 |
| **Lost** | 2 | vs. Chicago, 10/14 | 0 | vs. Tennessee, 9/9<br>vs. Oakland, 9/23<br>at New England, 9/30<br>at Cincinnati, 10/7<br>vs. Detroit, 10/21<br>at Houston, 10/25<br>vs. N.Y. Jets, 11/4<br>vs. New England, 12/9<br>at Minnesota, 12/16<br>at Buffalo, 12/30 |

### TIME OF POSSESSION

| | | | | |
|---|---|---|---|---|
| **Game** | 38:31 | vs. Oakland, 9/23 | 27:57 | at Green Bay, 11/11 |

## IN 2018 MIAMI WAS...

| | | | |
|---|---|---|---|
| 4-0 | when leading after the 1st quarter | 1-7 | in road games |
| 5-1 | when leading after the 2nd quarter | 0-3 | when playing in domes |
| 5-2 | when leading after the 3rd quarter | 7-6 | when playing outdoors |
| 2-5 | when behind after the 1st quarter | 1-6 | when playing on artificial turf |
| 2-5 | when behind after the 2nd quarter | 6-3 | when playing on natural grass |
| 1-6 | when behind after the 3rd quarter | 4-4 | after winning the coin toss |
| 4-4 | when Miami scores first | 5-3 | when scoring 21 points or more |
| 3-5 | when opponent scores first | 5-1 | when yielding 20 points or less |
| 0-3 | when tied at halftime | 1-0 | in overtime contests |
| 6-2 | in home games | | |

## DRIVE PRODUCTION

| | POSS | TD | FGM | FGA | PUNT | INT | FUM | DWNS | TIME | SAF |
|---|---|---|---|---|---|---|---|---|---|---|
| **DOLPHINS** | 184 | 34 | 18 | 20 | 88 | 13 | 10 | 5 | 14 | 0 |
| **OPPONENTS** | 182 | 48 | 24 | 32 | 55 | 21 | 5 | 7 | 14 | 0 |

## RED ZONE PRODUCTION

| | POSS | TD | FGM | FGA | INT | FUM | DWNS | TIME | RZ PLAYS | RZ RUSH | RZ PASS |
|---|---|---|---|---|---|---|---|---|---|---|---|
| **DOLPHINS** | 31 | 16 | 10 | 10 | 1 | 2 | 1 | 1 | 77 | 34 | 43 |
| **OPPONENTS** | 61 | 37 | 13 | 14 | 4 | 1 | 2 | 2 | 142 | 68 | 74 |

## TURNOVERS

| | TAKEAWAYS | | | GIVEAWAYS | | | | |
|---|---|---|---|---|---|---|---|---|
| GAME | INT | FUM | TOTAL | INT | FUM | TOTAL | DIFF | W/L |
| TENNESSEE | 3 | 0 | 3 | 2 | 0 | 2 | 1 | W |
| at N.Y. Jets | 2 | 1 | 3 | 0 | 2 | 2 | 1 | W |
| OAKLAND | 2 | 0 | 2 | 0 | 0 | 0 | 2 | W |
| at New England | 2 | 0 | 2 | 1 | 1 | 2 | 0 | L |
| at Cincinnati | 1 | 0 | 1 | 2 | 1 | 3 | -2 | L |
| CHICAGO | 1 | 2 | 3 | 2 | 1 | 3 | 0 | W |
| DETROIT | 0 | 0 | 0 | 0 | 0 | 0 | 0 | L |
| at Houston | 0 | 0 | 0 | 1 | 0 | 1 | -1 | L |
| N.Y. JETS | 4 | 0 | 4 | 0 | 0 | 0 | 4 | W |
| at Green Bay | 0 | 1 | 1 | 1 | 1 | 2 | -1 | L |
| at Indianapolis | 2 | 1 | 3 | 0 | 1 | 1 | 2 | L |
| BUFFALO | 2 | 1 | 3 | 1 | 0 | 1 | 2 | W |
| NEW ENGLAND | 0 | 0 | 0 | 0 | 0 | 0 | 0 | W |
| at Minnesota | 1 | 0 | 1 | 0 | 0 | 0 | 1 | L |
| JACKSONVILLE | 0 | 1 | 1 | 1 | 1 | 2 | -1 | L |
| at Buffalo | 1 | 0 | 1 | 2 | 2 | 4 | -3 | L |
| **TOTAL** | **21** | **7** | **28** | **13** | **10** | **23** | **5** | **7-9** |

## BLOCKS

| | FGs | PATs | PUNTS | TOTAL |
|---|---|---|---|---|
| **BY DOLPHINS** | 1 | 0 | 1 | 2 |
| **BY OPPONENTS** | 0 | 0 | 1 | 1 |

## DOLPHINS BIG PLAYS

| PASSING (25+ yards) | | RUSHING (15+ yards) | |
|---|---|---|---|
| 75t | R. Tannehill to K. Stills vs. Ten., 9/9 | 75t | K. Ballage at Min., 12/16 |
| 75t | B. Osweiler to A. Wilson vs. Chi., 10/14 | 54t | K. Drake vs. Det., 10/21 |
| 74t | R. Tannehill to L. Carroo at Ind., 11/25 | 54t | B. Bolden vs. NE, 12/9 |
| 74t | R. Tannehill to A. Wilson vs. Oak., 9/23 | 39 | F. Gore at GB, 11/11 |
| 69t | R. Tannehill to K. Drake vs. NE, 12/9 | 36 | F. Gore vs. NE, 12/9 |
| 52t | A. Wilson to J. Grant vs. Oak., 9/23 | 32 | F. Gore vs. Chi., 10/14 |
| 46 | B. Osweiler to D. Parker at Hou., 10/25 | 25 | K. Drake at Cin., 10/7 |
| 43t | B. Osweiler to A. Wilson vs. Chi., 10/14 | 23 | F. Gore at Ind., 11/25 |
| 43 | R. Tannehill to K. Stills vs. NE, 12/9 | 21 | F. Gore vs. Ten., 9/9 |
| 39 | B. Osweiler to D. Amendola at GB, 11/11 | 20 | K. Drake at NYJ, 9/16 |
| 36 | R. Tannehill to D. Parker vs. Oak., 9/23 | 20 | R. Tannehill at NYJ, 9/16 |
| 35 | B. Osweiler to K. Stills vs. Chi., 10/14 | 20 | K. Drake vs. Buf., 12/2 |
| 34t | R. Tannehill to K. Stills vs. Oak., 9/23 | 18 | K. Drake at Cin., 10/7 |
| 33t | R. Tannehill to K. Drake at Ind., 11/25 | 18 | R. Tannehill vs. Oak., 9/23 |
| 31 | R. Tannehill to K. Ballage vs. Jax., 12/23 | 16 | K. Drake vs. Ten., 9/9 |
| 30 | B. Osweiler to D. Parker at Hou., 10/25 | 16 | K. Drake vs. Ten., 9/9 |
| 29t | R. Tannehill to A. Wilson at NYJ, 9/16 | 16 | F. Gore vs. NE, 12/9 |
| 28t | D. Amendola to K. Drake at Hou., 10/25 | 16 | K. Ballage at Buf., 12/30 |
| 28 | B. Osweiler to A. Wilson vs. Chi., 10/14 | | |
| 27 | B. Osweiler to M. Gesicki vs. Det., 10/21 | | |
| 26 | B. Osweiler to D. Amendola vs. NYJ, 11/4 | | |
| 25 | B. Osweiler to J. Grant vs. Chi., 10/14 | | |
| 25 | B. Osweiler to A. Wilson vs. Det., 10/21 | | |

## OPPONENTS BIG PLAYS

| PASSING (25+ yards) | | RUSHING (15+ yards) | |
|---|---|---|---|
| 73t | D. Watson to W. Fuller at Hou., 10/25 | 71 | K. Johnson vs. Det., 10/21 |
| 66 | D. Carr to J. Nelson vs. Oak., 9/23 | 67 | A. Jones at GB, 11/11 |
| 61 | D. Carr to J. Nelson vs. Oak., 9/23 | 58 | L. Miller at Hou., 10/25 |
| 55t | T. Brady to C. Patterson at NE, 9/30 | 35 | J. Allen at Buf., 12/30 |
| 54 | M. Trubisky to T. Gabriel vs. Chi., 10/14 | 31 | J. Mixon at Cin., 10/7 |
| 50 | M. Trubisky to T. Cohen vs. Chi., 10/14 | 30t | J. Allen at Buf., 12/30 |
| 49t | D. Watson to D. Hopkins at Hou., 10/25 | 30 | G. Tate vs. Det., 10/21 |
| 47 | M. Trubisky to T. Gabriel vs. Chi., 10/14 | 28 | M. Trubisky vs. Chi., 10/14 |
| 46 | J. Allen to C. Ivory at Buf., 12/30 | 28 | J. Allen vs. Buf., 12/2 |
| 44 | S. Darnold to T. Pryor at NYJ, 9/16 | 26 | D. Lewis vs. Ten., 9/9 |
| 40t | K. Cousins to A. Robinson at Min., 12/16 | 26 | R. Greene at GB, 11/11 |
| 38 | J. Allen to P. DiMarco vs. Buf., 12/2 | 26 | J. Allen vs. Buf., 12/2 |
| 37t | T. Brady to C. Patterson vs. NE, 12/9 | 26 | D. Cook at Min., 12/16 |
| 36 | A. Luck to T. Hilton at Ind., 11/25 | 25 | M. Mack at Ind., 11/25 |
| 34 | A. Luck to C. Rogers at Ind., 11/25 | 25 | J. Allen vs. Buf., 12/2 |
| 34 | D. Watson to W. Fuller at Hou., 10/25 | 24 | K. Johnson vs. Det., 10/21 |
| 33 | K. Cousins to T. Conklin at Min., 12/16 | 23 | S. Michel at NE, 9/30 |
| 31 | M. Mariota to L. Stocker vs. Ten., 9/9 | 22t | J. White at NE, 9/30 |
| 31 | A. Dalton to T. Boyd at Cin., 10/7 | 21t | T. Cohen vs. Chi., 10/14 |
| 31 | B. Bortles to D. Moncrief vs. Jax., 12/23 | 21t | D. Cook at Min., 12/16 |
| 30 | A. Rodgers to M. Lewis at GB, 11/11 | 19 | J. Howard vs. Chi., 10/14 |
| 29t | M. Trubisky to A. Miller vs. Chi., 10/14 | 19 | L. Miller at Hou., 10/25 |
| 29 | M. Stafford to M. Roberts vs. Det., 10/21 | 19 | C. Hyde vs. Jax., 12/23 |
| 29 | T. Brady to J. Gordon vs. NE, 12/9 | 19 | C. Ivory at Buf., 12/30 |
| 28t | S. Darnold to B. Powell at NYJ, 9/16 | 18t | L. Murray at Min., 12/16 |
| 28 | S. Darnold to C. Herndon vs. NYJ, 11/4 | 18 | K. Johnson vs. Det., 10/21 |
| 27 | J. Allen to R. Foster vs. Buf., 12/2 | 18 | L. McCoy vs. Buf., 12/2 |
| 27 | K. Cousins to D. Cook at Min., 12/16 | 17 | J. Allen vs. Buf., 12/2 |
| 26t | J. Allen to Z. Jones at Buf., 12/30 | 15 | D. Martin vs. Oak., 9/23 |
| 26 | M. Stafford to T. Jones vs. Det., 10/21 | 15 | J. Howard vs. Chi., 10/14 |
| 26 | J. Allen to J. Croom at Buf., 12/30 | 15 | L. Miller at Hou., 10/25 |
| 26 | J. Allen to Z. Jones at Buf., 12/30 | 15 | A. Jones at GB, 11/11 |
| 25t | A. Rodgers to D. Adams at GB, 11/11 | | |
| 25t | J. Allen to Z. Jones vs. Buf., 12/2 | | |
| 25 | T. Brady to C. Hogan at NE, 9/30 | | |
| 25 | A. Dalton to C. Uzomah at Cin., 10/7 | | |

## DOLPHINS BIG GAMES

| 100-YARD RUSHERS | | 100-YARD RECEIVERS | | 300-YARD PASSERS | |
|---|---|---|---|---|---|
| 123 | K. Ballage at Min., 12/16 | 155 | A. Wilson vs. Chi., 10/14 | 380 | B. Osweiler vs. Chi., 10/14 |
| 101 | F. Gore vs. Chi., 10/14 | 135 | K. Stills vs. NE, 12/9 | | |
| | | 134 | D. Parker at Hou., 10/25 | | |
| | | 106 | K. Stills vs. Ten., 9/9 | | |

## OPPONENTS BIG GAMES

| 100-YARD RUSHERS | | 100-YARD RECEIVERS | | 300-YARD PASSERS | |
|---|---|---|---|---|---|
| 158 | K. Johnson vs. Det., 10/21 | 173 | J. Nelson vs. Oak., 9/23 | 358 | T. Brady vs. NE, 12/9 |
| 145 | A. Jones at GB, 11/11 | 125 | T. Hilton at Ind., 11/25 | 345 | D. Carr vs. Oak., 9/23 |
| 136 | D. Cook at Min., 12/16 | 124 | W. Fuller at Hou., 10/25 | 343 | A. Luck at Ind., 11/25 |
| 135 | J. Allen vs. Buf., 12/2 | 112 | A. Green at Cin., 10/7 | 334 | S. Darnold at NYJ, 9/16 |
| 133 | L. Miller at Hou., 10/25 | 110 | T. Gabriel vs. Chi., 10/14 | 316 | M. Trubisky vs. Chi., 10/14 |
| 112 | S. Michel at NE, 9/30 | 107 | R. Gronkowski vs. NE, 12/9 | | |

# 2018 GAME-BY-GAME STARTERS/INACTIVES

## GAME-BY-GAME STARTERS (OFFENSE)

| GAME | WR | LT | LG | C | RG | RT | TE | WR | QB | RB | WR |
|---|---|---|---|---|---|---|---|---|---|---|---|
| TEN | Stills | Tunsil | Sitton | Kilgore | Davis | James | Gesicki | Amendola | Tannehill | Drake | Gore (RB) |
| at NYJ | Stills | Tunsil | Larsen | Kilgore | Davis | James | Gore (RB) | Amendola | Tannehill | Drake | Grant |
| OAK | Stills | Tunsil | Larsen | Kilgore | Davis | James | Gore (RB) | Amendola | Tannehill | Drake | Parker |
| at NE | Stills | Tunsil | Larsen | Kilgore | Davis | James | Gore (RB) | Amendola | Tannehill | Drake | Wilson |
| at Cin. | Stills | Tunsil | Larsen | Swanson | Davis | James | Gesicki | Amendola | Tannehill | Drake | Gore (RB) |
| CHI | Stills | Tunsil | Larsen | Swanson | Davis | James | O'Leary | Amendola | Osweiler | Gore | Wilson |
| DET | Stills | Tunsil | Larsen | Swanson | Davis | James | O'Leary | Amendola | Osweiler | Gore | Wilson |
| at Hou. | Grant | Tunsil | Larsen | Swanson | Davis | James | Gesicki | Amendola | Osweiler | Gore | Parker |
| NYJ | Stills | Tunsil | Larsen | Swanson | Davis | James | O'Leary | Amendola | Osweiler | Gore | Parker |
| at GB | Stills | Sterup | Brendel | Swanson | Davis | Young | O'Leary | Amendola | Osweiler | Gore | Parker |
| at Ind. | Stills | Tunsil | Brendel | Swanson | Davis | James | Gesicki | Amendola | Tannehill | Gore | Smythe (TE) |
| BUF | Stills | Tunsil | Larsen | Brendel | Davis | James | O'Leary | Butler | Tannehill | Gore | Parker |
| NE | Stills | Tunsil | Larsen | Swanson | Davis | James | Gesicki | Amendola | Tannehill | Gore | Parker |
| at Min. | Stills | Tunsil | Larsen | Swanson | Davis | James | Gesicki | Amendola | Tannehill | Gore | Smythe (TE) |
| JAX | Stills | Tunsil | Larsen | Swanson | Davis | James | O'Leary | Amendola | Tannehill | Drake | Parker |
| at Buf. | Stills | Tunsil | Larsen | Swanson | Davis | James | O'Leary | Amendola | Tannehill | Drake | Gesicki (TE) |

## GAME-BY-GAME STARTERS (DEFENSE)

| GAME | DE | DT | DT | DE | LB | LB | LB | CB | CB | S | S |
|---|---|---|---|---|---|---|---|---|---|---|---|
| TEN | Wake | Godchaux | Spence | Quinn | Alonso | McMillan | Baker | Howard | McCain | Jones | McDonald |
| at NYJ | Wake | Godchaux | Spence | Quinn | Alonso | McMillan | Allen | Howard | McCain | Jones | McDonald |
| OAK | Wake | Godchaux | Spence | Quinn | Alonso | McMillan | Baker | Howard | McCain | Fitzpatrick | McDonald |
| at NE | Wake | Godchaux | Spence | Quinn | Alonso | McMillan | Baker | Howard | McCain | Fitzpatrick | McDonald |
| at Cin. | Harris | Godchaux | Spence | Quinn | Alonso | McMillan | Baker | Howard | McTyer | Jones | McDonald |
| CHI | Branch | Godchaux | Spence | Quinn | Alonso | McMillan | Fitzpatrick (S) | Howard | McTyer | Jones | McDonald |
| DET | Wake | Godchaux | Spence | Quinn | Alonso | McMillan | Baker | Howard | McCain | Jones | McDonald |
| at Hou. | Wake | Godchaux | Spence | Quinn | Alonso | McMillan | Baker | Howard | McCain | Jones | McDonald |
| NYJ | Wake | Godchaux | Spence | Quinn | Alonso | McMillan | Baker | Howard | Fitzpatrick | Jones | McDonald |
| at GB | Wake | Godchaux | Spence | Quinn | Alonso | McMillan | Baker | Howard | McCain | Fitzpatrick | McDonald |
| at Ind. | Wake | Godchaux | Spence | Quinn | Alonso | McMillan | Fitzpatrick (S) | Howard | McCain | Jones | McDonald |
| BUF | Wake | Godchaux | Spence | Quinn | Alonso | McMillan | Fitzpatrick (S) | Howard | McCain | Jones | McDonald |
| NE | Wake | Godchaux | Spence | Quinn | Alonso | McMillan | Aikens (S) | Fitzpatrick | McCain | Jones | McDonald |
| at Min. | Wake | Godchaux | Spence | Quinn | Alonso | McMillan | Baker | Fitzpatrick | McCain | Jones | McDonald |
| JAX | Wake | Godchaux | Spence | Quinn | Hull | McMillan | Baker | McTyer | McCain | Jones | Fitzpatrick |
| at Buf. | Wake | Godchaux | Spence | Quinn | Alonso | McMillan | Baker | McTyer | McCain | Jones | Fitzpatrick |

## GAME-BY-GAME INACTIVES

| | | | | | | | |
|---|---|---|---|---|---|---|---|
| TEN | Falk | Fales | Parker | Armstrong | Ballage | Sterup | Escobar |
| at NYJ | Falk | Fales | Parker | Tankersley | Ballage | Sterup | |
| OAK | Falk | Fales | McEvoy | Tankersley | Ballage | Sterup | Jones |
| at NE | Falk | Fales | Parker | Jones | Branch | Allen | Derby |
| at Cin. | Fales | Parker | McCain | Branch | Sterup | Derby | Wake |
| CHI | Tannehill | Ballage | McCain | Spaight | Derby | Harris | Wake |
| DET | Parker | Tannehill | Smith | Woodard | Young | Derby | Harris |
| at Hou. | Stills | Tannehill | McTyer | Malveaux | Young | Derby | Harris |
| NYJ | Tannehill | Spaight | Johnson | Woodard | Young | Derby | Harris |
| at GB | Tannehill | Larsen | James | Woodard | Tunsil | Smythe | Harris |
| at Ind. | Fales | Grant | Asiata | Johnson | Sterup | Woodard | Derby |
| BUF | Fales | Swanson | Asiata | Sterup | Woodard | Amendola | Derby |
| NE | Fales | Howard | Brendel | Asiata | Sterup | Woodard | Ford |
| at Min. | Fales | Howard | Grasu | Asiata | Sterup | Woodard | Ford |
| JAX | Fales | McDonald | Howard | Asiata | Sterup | Norton | Ford |
| at Buf. | Fales | McDonald | Howard | Asiata | Sterup | Norton | Ford |

# 2018 GAME-BY-GAME STATS

## GAME-BY-GAME OFFENSE

| | SCORE | | | | 1ST DOWNS | | | | 3RD DOWN | | 4TH DOWN | | NET YARDS | | | | | | |
|---|---|---|---|---|---|---|---|---|---|---|---|---|---|---|---|---|---|---|---|
| | PTS | OPP PTS | DIFF | OT | TOTAL | RUSH | PASS | PEN | CONV | ATT | CONV | ATT | TOTAL | RUSH | PASS | TO | PEN | PEN YDS | TOP |
| TEN | 27 | 20 | 7 | - | 18 | 7 | 9 | 2 | 2 | 10 | 0 | 1 | 342 | 120 | 222 | 2 | 7 | 51 | 30:25 |
| at NYJ | 20 | 12 | 8 | - | 18 | 6 | 9 | 3 | 6 | 13 | 0 | 0 | 257 | 135 | 122 | 2 | 2 | 10 | 28:25 |
| OAK | 28 | 20 | 8 | - | 13 | 2 | 11 | 0 | 2 | 8 | 0 | 0 | 373 | 41 | 332 | 0 | 9 | 74 | 21:29 |
| at NE | 7 | 38 | -31 | - | 11 | 1 | 8 | 2 | 3 | 11 | 1 | 1 | 172 | 56 | 116 | 2 | 10 | 89 | 23:38 |
| at Cin. | 17 | 27 | -10 | - | 17 | 5 | 10 | 2 | 4 | 13 | 1 | 1 | 297 | 128 | 169 | 3 | 9 | 85 | 29:25 |
| CHI | 31 | 28 | 3 | 3 | 23 | 6 | 15 | 2 | 8 | 17 | 0 | 0 | 541 | 161 | 380 | 3 | 7 | 67 | 36:35 |
| DET | 21 | 32 | -11 | - | 19 | 4 | 12 | 3 | 6 | 11 | 0 | 0 | 322 | 107 | 215 | 0 | 4 | 50 | 26:21 |
| at Hou. | 23 | 42 | -19 | - | 18 | 6 | 11 | 1 | 4 | 13 | 0 | 1 | 370 | 116 | 254 | 1 | 5 | 63 | 31:09 |
| NYJ | 13 | 6 | 7 | - | 7 | 1 | 6 | 0 | 3 | 16 | 2 | 2 | 168 | 64 | 104 | 0 | 5 | 55 | 28:26 |
| at GB | 12 | 31 | -19 | - | 19 | 6 | 11 | 2 | 4 | 14 | 3 | 4 | 294 | 131 | 163 | 2 | 3 | 10 | 32:08 |
| at Ind. | 24 | 27 | -3 | - | 14 | 5 | 8 | 1 | 4 | 11 | 0 | 0 | 314 | 113 | 201 | 1 | 10 | 75 | 28:06 |
| BUF | 21 | 17 | 4 | - | 15 | 2 | 10 | 3 | 2 | 9 | 0 | 0 | 175 | 60 | 115 | 1 | 8 | 89 | 27:03 |
| NE | 34 | 33 | 1 | - | 20 | 8 | 10 | 2 | 1 | 7 | 0 | 0 | 412 | 189 | 223 | 0 | 7 | 81 | 24:46 |
| at Min. | 17 | 41 | -24 | - | 12 | 6 | 6 | 0 | 2 | 12 | 0 | 2 | 193 | 156 | 37 | 0 | 8 | 49 | 26:44 |
| JAX | 7 | 17 | -10 | - | 11 | 2 | 8 | 1 | 2 | 9 | 0 | 0 | 183 | 62 | 121 | 2 | 10 | 95 | 25:15 |
| at Buf. | 17 | 42 | -25 | - | 17 | 8 | 9 | 0 | 3 | 12 | 1 | 1 | 225 | 99 | 126 | 4 | 4 | 35 | 29:42 |
| **TOTALS** | **319** | **433** | **-114** | **3** | **252** | **75** | **153** | **24** | **56** | **186** | **8** | **13** | **4638** | **1738** | **2900** | **23** | **108** | **978** | **27:49** |

## GAME-BY-GAME DEFENSE

| | SCORE | | | | 1ST DOWNS | | | | 3RD DOWN | | 4TH DOWN | | NET YARDS | | | | | | |
|---|---|---|---|---|---|---|---|---|---|---|---|---|---|---|---|---|---|---|---|
| | PTS | OPP PTS | DIFF | OT | TOTAL | RUSH | PASS | PEN | CONV | ATT | CONV | ATT | TOTAL | RUSH | PASS | TO | PEN | PEN YDS | TOP |
| TEN | 20 | 27 | -7 | - | 19 | 4 | 13 | 2 | 6 | 14 | 0 | 2 | 336 | 116 | 220 | 3 | 5 | 48 | 29:35 |
| at NYJ | 12 | 20 | -8 | - | 21 | 3 | 17 | 1 | 3 | 10 | 0 | 0 | 362 | 42 | 320 | 3 | 7 | 50 | 31:35 |
| OAK | 20 | 28 | -8 | - | 25 | 5 | 17 | 3 | 7 | 13 | 0 | 1 | 434 | 109 | 325 | 2 | 8 | 38 | 38:31 |
| at NE | 38 | 7 | 31 | - | 26 | 10 | 13 | 3 | 10 | 15 | 0 | 0 | 449 | 175 | 274 | 2 | 6 | 57 | 36:22 |
| at Cin. | 27 | 17 | 10 | - | 17 | 3 | 12 | 2 | 2 | 11 | 0 | 0 | 332 | 103 | 229 | 1 | 6 | 47 | 30:35 |
| CHI | 28 | 31 | -3 | -3 | 23 | 8 | 11 | 4 | 8 | 12 | 0 | 1 | 467 | 164 | 303 | 3 | 6 | 58 | 33:25 |
| DET | 21 | 32 | 11 | - | 24 | 12 | 10 | 2 | 2 | 8 | 1 | 1 | 457 | 248 | 209 | 0 | 6 | 43 | 33:39 |
| at Hou. | 42 | 23 | 19 | - | 17 | 8 | 8 | 1 | 6 | 12 | 1 | 1 | 427 | 188 | 239 | 0 | 8 | 57 | 28:51 |
| NYJ | 6 | 13 | -7 | - | 15 | 5 | 8 | 2 | 2 | 13 | 0 | 2 | 282 | 80 | 202 | 4 | 5 | 45 | 31:34 |
| at GB | 31 | 12 | 19 | - | 21 | 10 | 11 | 0 | 4 | 10 | 1 | 2 | 377 | 195 | 182 | 1 | 6 | 45 | 27:52 |
| at Ind. | 27 | 24 | 3 | - | 26 | 6 | 17 | 3 | 4 | 12 | 2 | 2 | 455 | 118 | 337 | 3 | 7 | 52 | 31:54 |
| BUF | 17 | 21 | -4 | - | 24 | 10 | 10 | 4 | 5 | 13 | 0 | 1 | 415 | 198 | 217 | 3 | 13 | 120 | 32:57 |
| NE | 33 | 34 | 1 | - | 28 | 3 | 21 | 4 | 9 | 16 | 0 | 0 | 421 | 77 | 344 | 0 | 5 | 30 | 35:14 |
| at Min. | 41 | 17 | 24 | - | 22 | 10 | 10 | 2 | 5 | 13 | 0 | 0 | 418 | 220 | 198 | 1 | 6 | 45 | 33:16 |
| JAX | 17 | 7 | 10 | - | 19 | 8 | 8 | 3 | 6 | 13 | 0 | 0 | 244 | 126 | 118 | 1 | 10 | 97 | 34:45 |
| at Buf. | 42 | 17 | 25 | - | 23 | 11 | 9 | 3 | 5 | 11 | 1 | 2 | 381 | 166 | 215 | 1 | 3 | 24 | 30:18 |
| **TOTALS** | **433** | **319** | **114** | **-3** | **350** | **116** | **195** | **39** | **84** | **196** | **6** | **15** | **6257** | **2325** | **3932** | **28** | **107** | **856** | **32:11** |

## A PERFECT MOMENT IN TIME

On January 31, 2010, prior to kickoff of the Pro Bowl game played at the stadium, the Miami Dolphins unveiled the "Perfect Moment In Time" statue in honor of Hall of Fame Coach Don Shula. The 10-foot tall bronze sculpture of Shula riding on the shoulders of Hall-of-Fame linebacker Nick Buoniconti and reserve offensive lineman Al Jenkins after winning Super Bowl VII to complete the Perfect Season was unveiled in front of the team's corporate headquarters at Gate E at the stadium. The event marked the return of the Dolphins front office to Miami-Dade County after 16 years. Additionally on that day, the stadium's new address was announced as 347 Don Shula Drive in honor of the head coach's career victory total.

## GAME-BY-GAME RUSHING

(CARRIES-YARDS GAINED-LONGEST-TOUCHDOWNS)

| | DRAKE | GORE | BALLAGE | PERRY | BOLDEN | GRANT | WILSON | TANNEHILL | OSWEILER |
|---|---|---|---|---|---|---|---|---|---|
| TEN | 14-48-16-0 | 9-61-21-0 | INACTIVE | 0-0-0-0 | 0-0-0-0 | 0-0-0-0 | 2-7-5-0 | 4-4-4-0 | DNP |
| at NYJ | 11-53-20-1 | 9-25-8-0 | INACTIVE | 0-0-0-0 | 0-0-0-0 | 1-5-5-0 | 2-8-5-0 | 8-44-20-0 | DNP |
| OAK | 5-3-3-0 | 6-12-6-0 | INACTIVE | 0-0-0-0 | 0-0-0-0 | 0-0-0-0 | 0-0-0-0 | 3-26-18-0 | DNP |
| at NE | 3-3-5-0 | 11-41-14-0 | 1-3-3-0 | 0-0-0-0 | 0-0-0-0 | 0-0-0-0 | 1-2-2-0 | 1-0-0-0 | 1-7-7-0 |
| at Cin. | 6-46-25-0 | 12-63-10-0 | 1-2-2-0 | 0-0-0-0 | 0-0-0-0 | 0-0-0-0 | 0-0-0-0 | 3-17-9-0 | DNP |
| CHI | 13-57-12-0 | 15-101-32-0 | INACTIVE | 0-0-0-0 | 0-0-0-0 | 0-0-0-0 | 1-(-5)-(-5)-0 | INACTIVE | 2-8-6-0 |
| DET | 6-72-54-1 | 10-29-6-0 | 0-0-0-0 | 0-0-0-0 | 0-0-0-0 | 0-0-0-0 | 2-4-5-0 | INACTIVE | 1-2-2-0 |
| at Hou. | 12-58-12-1 | 12-53-9-0 | 1-5-5-0 | 0-0-0-0 | 0-0-0-0 | 0-0-0-0 | IR | INACTIVE | 0-0-0-0 |
| NYJ | 3-9-5-0 | 20-53-8-0 | 1-(-2)-(-2)-0 | 0-0-0-0 | 0-0-0-0 | 0-0-0-0 | IR | INACTIVE | 3-4-6-0 |
| at GB | 8-27-6-0 | 13-90-39-0 | 0-0-0-0 | 0-0-0-0 | 0-0-0-0 | 0-0-0-0 | IR | INACTIVE | 1-0-0-0 |
| at Ind. | 8-32-14-1 | 14-67-23-0 | 0-0-0-0 | 0-0-0-0 | 0-0-0-0 | 0-0-0-0 | IR | 3-14-9-0 | DNP |
| BUF | 7-31-20-0 | 8-21-8-0 | 4-3-8-0 | 0-0-0-0 | 1-10-10-0 | IR | IR | 3-(-5)-(-1)-0 | DNP |
| NE | 6-24-11-0 | 12-92-36-0 | 0-0-0-0 | 0-0-0-0 | 2-60-54-2 | IR | IR | 1-13-13-0 | 0-0-0-0 |
| at Min. | 1-6-6-0 | 5-14-10-0 | 12-123-75-1 | 0-0-0-0 | 1-12-12-0 | IR | IR | 1-1-1-0 | DNP |
| JAX | 6-23-9-0 | IR | 4-10-6-0 | 0-0-0-0 | 4-9-7-0 | IR | IR | 3-22-12-0 | DNP |
| at Buf. | 11-43-9-0 | IR | 12-47-16-0 | 0-0-0-0 | 0-0-0-0 | IR | IR | 2-9-12-0 | DNP |

**OTHERS: LEONTE CARROO:** 1-14-14-0 at Green Bay (11/11). **DANNY AMENDOLA:** 1-(-2)-(-2)-0 vs. Jacksonville (12/23)

## GAME-BY-GAME RECEIVING

(RECEPTIONS-YARDS GAINED-LONGEST-TOUCHDOWNS

| | STILLS | PARKER | WILSON | AMENDOLA | GRANT | GESICKI | DERBY | DRAKE | GORE |
|---|---|---|---|---|---|---|---|---|---|
| TEN | 4-106-75t-2 | INACTIVE | 3-31-21-0 | 4-26-8-0 | 5-38-13-0 | 1-11-11-0 | 0-0-0-0 | 3-18-10-0 | 0-0-0-0 |
| at NYJ | 2-17-13-0 | INACTIVE | 3-37-29-1 | 4-32-14-0 | 2-27-16-0 | 0-0-0-0 | 1-19-19-1 | 4-17-10-0 | 1-19-19-0 |
| OAK | 3-61-34-1 | 2-40-36-0 | 2-74-74-1 | 3-42-15-0 | 2-70-52-2 | 3-31-19-0 | 1-16-16-0 | 2-7-6-0 | 0-0-0-0 |
| at NE | 3-40-22-0 | INACTIVE | 4-19-13-0 | 2-21-18-0 | 2-17-9-0 | 1-9-9-0 | INACTIVE | 1-13-13-0 | 2-16-10-1 |
| at Cin. | 2-17-13-0 | INACTIVE | 5-43-16-0 | 3-30-16-0 | 0-0-0-0 | 3-26-16-0 | INACTIVE | 7-69-22-1 | 0-0-0-0 |
| CHI | 1-35-35-0 | 0-0-0-0 | 6-155-75-2 | 8-59-13-0 | 3-32-25-0 | 1-11-11-0 | INACTIVE | 4-21-15-0 | 1-18-18-0 |
| DET | 1-5-5-1 | INACTIVE | 3-32-25-0 | 6-84-24-1 | 2-32-19-0 | 3-44-27-0 | INACTIVE | 4-15-5-0 | 1-4-4-0 |
| at Hou. | INACTIVE | 6-134-46-0 | IR | 5-43-13-0 | 4-36-16-0 | 4-14-10-0 | INACTIVE | 2-37-28-1 | 1-5-5-0 |
| NYJ | 1-19-19-0 | 1-8-8-0 | IR | 5-47-26-0 | 1-16-16-0 | 0-0-0-0 | INACTIVE | 4-26-9-0 | 1-6-6-0 |
| at GB | 2-26-18-0 | 5-43-14-0 | IR | 7-72-39-0 | 0-0-0-0 | 1-5-5-0 | 1-13-13-0 | 2-11-8-0 | 2-12-8-0 |
| at Ind. | 1-6-6-0 | 3-10-9-0 | IR | 1-13-13-0 | INACTIVE | 1-5-5-0 | INACTIVE | 5-64-33-1 | 1-10-10-0 |
| BUF | 4-37-13-1 | 4-43-18-1 | IR | INACTIVE | IR | 0-0-0-0 | INACTIVE | 2-13-10-1 | 1-10-10-0 |
| NE | 8-135-43-1 | 1-18-18-0 | IR | 1-10-10-0 | IR | 0-0-0-0 | IR | 1-55-52-1 | 1-24-24-0 |
| at Min. | 1-17-17-0 | 0-0-0-0 | IR | 3-30-18-0 | IR | 2-23-14-0 | IR | 3-28-13-0 | 0-0-0-0 |
| JAX | 1-5-5-0 | 2-13-7-0 | IR | 3-40-20-0 | IR | 1-5-5-0 | IR | 4-31-14-0 | IR |
| at Buf. | 3-27-12-0 | 0-0-0-0 | IR | 4-26-10-0 | IR | 1-18-18-0 | IR | 5-52-19-0 | IR |

**OTHERS: NICK O'LEARY:** 4-49-19-1 vs. Chicago (10/14), 2-23-14-0 vs. Detroit (10/21), 1-5-5-0 at Green Bay (11/11), 1-9-9-0 vs. Buffalo (12/2). **KALEN BALLAGE:** 2-17-9-0 vs. N.Y. Jets (11/4), 1-6-6-0 at Green Bay (11/11), 2-(-5)-(-2)-0 at Indianapolis (11/25), 2-39-31-0 vs. Jacksonville (12/23), 1-1-1-0 at Buffalo (12/30). **LEONTE CARROO:** 1-20-20-0 at Green Bay (11/11), 1-74-74-1 at Indianapolis (11/25). **DURHAM SMYTHE:** 2-27-21-0 at Indianapolis (11/25), 1-9-9-0 vs. Jacksonville (12/23), 3-14-5-0 at Buffalo (12/30). **BRICE BUTLER:** 4-25-14-0 vs. Buffalo (12/2), 1-23-23-1 vs. New England (12/9), 1-12-12-0 at Minnesota (12/16). **BRANDON BOLDEN:** 1-0-0-0 vs. New England (12/9), 1-4-4-1 vs. Jacksonville (12/23), 1-9-9-0 at Buffalo (12/30). **RYAN TANNEHILL:** 1-3-3-1 at Buffalo (12/30).

## JOE ROBBIE ALUMNI PLAZA

On Sept. 12, 2011, just hours before the season opener against the New England Patriots, Dolphins Chairman of the Board/Managing General Partner Stephen Ross was accompanied by Tim Robbie and Hall of Famers Dan Marino, Bob Griese, Larry Little and Dwight Stephenson as Ross re-dedicated a statue of team founder Joe Robbie on the newly named Joe Robbie Alumni Plaza, located at Gate C of the Hard Rock Stadium.

Later during the 2011 season on Dec. 4, a little more than an hour before the Dolphins and Oakland Raiders game, the Dolphins unveiled the newly minted Walk of Fame. The Walk of Fame surrounds the statue of the late Robbie as the centerpiece of the Joe Robbie Alumni Plaza. Hall of Famers Don Shula, Marino, Griese, Nick Buoniconti, Jim Langer, Little, Larry Csonka, Stephenson and Paul Warfield joined Robbie in having their names immortalized in bronze as the inaugural inductees into the Walk. The second class of the Walk of Fame was inducted on Dec. 16, 2012 and included Tim Bowens, A.J. Duhe, Manny Fernandez, Nat Moore, Earl Morrall and Don Strock. On Dec. 29, 2013, Kim Bokamper, O.J. McDuffie, Eugene "Mercury" Morris and Keith Sims were officially inducted as the third Walk of Fame class. On Sept. 21, 2014, the Dolphins inducted the fourth class to the Walk of Fame, which included Jeff Cross, Sam Madison, Tony Nathan and Ed Newman. A fourth class was inducted on Dec. 2, 2018 and included Dick Anderson, Mark Clayton, Mark Duper, Jon Giesler, John Offerdahl and Jason Taylor.

## GAME-BY-GAME PASSING

### RYAN TANNEHILL

| | ATT | COM | YDS | PCT | TD | INT | LG | SKD/YDS | RATING |
|---|---|---|---|---|---|---|---|---|---|
| TEN | 28 | 20 | 230 | 71.4 | 2 | 2 | 75t | 1/8 | 89.9 |
| at NYJ | 23 | 17 | 168 | 73.9 | 2 | 0 | 29t | 4/46 | 123.1 |
| OAK | 23 | 17 | 289 | 73.9 | 3 | 0 | 74t | 1/9 | 155.3 |
| at NE | 20 | 11 | 100 | 55.0 | 0 | 1 | 22 | 2/19 | 47.9 |
| at Cin. | 35 | 20 | 185 | 57.1 | 1 | 2 | 22t | 3/16 | 57.4 |
| CHI | | | | | INACTIVE | | | | |
| DET | | | | | INACTIVE | | | | |
| at Hou. | | | | | INACTIVE | | | | |
| NYJ | | | | | INACTIVE | | | | |
| at GB | | | | | INACTIVE | | | | |
| at Ind. | 25 | 17 | 204 | 68.0 | 2 | 0 | 74t | 1/3 | 119.4 |
| BUF | 24 | 16 | 137 | 66.7 | 3 | 1 | 18 | 3/22 | 103.6 |
| NE | 19 | 14 | 265 | 73.7 | 3 | 0 | 69t | 4/36 | 155.2 |
| at Min. | 24 | 11 | 108 | 45.8 | 0 | 0 | 18 | 9/71 | 59.0 |
| JAX | 22 | 15 | 146 | 68.2 | 1 | 1 | 31 | 3/25 | 82.8 |
| at Buf. | 31 | 18 | 147 | 58.1 | 0 | 2 | 19 | 4/24 | 43.3 |

### BROCK OSWEILER

| | ATT | COM | YDS | PCT | TD | INT | LG | SKD/YDS | RATING |
|---|---|---|---|---|---|---|---|---|---|
| TEN | | | | | DID NOT PLAY | | | | |
| at NYJ | | | | | DID NOT PLAY | | | | |
| OAK | | | | | DID NOT PLAY | | | | |
| at NE | 5 | 4 | 35 | 80.0 | 1 | 0 | 11 | 0/0 | 135.4 |
| at Cin. | | | | | DID NOT PLAY | | | | |
| CHI | 44 | 28 | 380 | 63.6 | 3 | 2 | 75t | 0/0 | 94.9 |
| DET | 31 | 22 | 239 | 71.0 | 2 | 0 | 27 | 4/24 | 114.9 |
| at Hou. | 37 | 21 | 241 | 56.7 | 0 | 1 | 46 | 2/15 | 65.3 |
| NYJ | 24 | 15 | 139 | 62.5 | 0 | 0 | 26 | 4/35 | 78.3 |
| at GB | 37 | 23 | 213 | 62.1 | 0 | 1 | 39 | 6/50 | 66.6 |
| at Ind. | | | | | DID NOT PLAY | | | | |
| BUF | | | | | DID NOT PLAY | | | | |
| NE | 0 | 0 | 0 | 0.0 | 0 | 0 | - | 1/6 | 0.0 |
| at Min. | | | | | DID NOT PLAY | | | | |
| JAX | | | | | DID NOT PLAY | | | | |
| at Buf. | | | | | DID NOT PLAY | | | | |

**OTHERS:** **ALBERT WILSON:** 1-1-52-100.0-1-0-52t-0/0-158.3 vs. Oakland (9/23). **DANNY AMENDOLA:** 1-1-28-100.0-1-0-28t-0/0-158.3 at Houston (10/25). **KENNY STILLS:** 1-1-3-100.0-1-0-3t-0/0-118.8 at Buffalo (12/30).

## LIGHTS, CAMERA, HARD ROCK STADIUM

Hard Rock Stadium has not only been host to championship sporting events, the venue has also served as a backdrop to some of the most popular films of the past quarter century. Those motion pictures shot at the stadium include Ace Ventura: Pet Detective, which starred Jim Carrey and Courteney Cox and featured Dolphins great Dan Marino as himself; Marley and Me, starring Owen Wilson and Jennifer Aniston; the Oliver Stone-directed Any Given Sunday starring Al Pacino, Jamie Foxx and Dennis Quaid, and Rock of Ages, in which the scene filmed at the stadium included actors Tom Cruise, Julianne Hough, Russell Brand and Alec Baldwin.

Hard Rock Stadium served as a backdrop to an episode of the television show Seinfeld titled The Label Maker in which Jerry and Newman attend Super Bowl XXIX. Additionally, parts of the opening of the HBO television series Arli$$ were shot on the field during a Dolphins game. Hard Rock Stadium also played a role in episodes of television shows Man Caves, with former NFL defensive tackle Tony Siragusa and Designing Spaces, the Big Game Bubba Burgers edition.

Commercials for products such as Pepsi, Bud Light, Omega Watches, Just for Men, Margaritaville products, Gatorade, Papa Johns and Equinox, were also filmed at Hard Rock Stadium.

# 2018 PLAYER PARTICIPATION

| NAME | TEN | NYJ | OAK | NE | CIN | CHI | DET | HOU | NYJ | GB | IND | BUF | NE | MIN | JAX | BUF | GP | GS | DNP | INA |
|---|---|---|---|---|---|---|---|---|---|---|---|---|---|---|---|---|---|---|---|---|
| Aikens, Walt | X | X | X | X | X | X | X | X | X | X | X | X | S | X | X | X | 16 | 1 | 0 | 0 |
| Allen, Chase | X | LB | X | INA | X | X | IR | IR | IR | IR | IR | IR | IR | IR | IR | IR | 5 | 1 | 0 | 1 |
| Alonso, Kiko | LB | LB | LB | LB | LB | LB | LB | LB | LB | LB | LB | LB | LB | LB | DNP | LB | 15 | 15 | 1 | 0 |
| Amendola, Danny | WR | WR | WR | WR | WR | WR | WR | WR | WR | WR | WR | INA | WR | WR | WR | WR | 15 | 15 | 0 | 1 |
| Anthony, Stephone | X | X | X | X | X | X | X | X | X | X | X | X | X | X | X | X | 16 | 0 | 0 | 0 |
| Armstrong, Cornell | INA | X | X | X | X | X | X | X | X | X | X | X | X | X | X | X | 15 | 0 | 0 | 1 |
| Asiata, Isaac | PS | PS | PS | PS | PS | PS | PS | PS | PS | X | INA | INA | INA | INA | INA | INA | 1 | 0 | 0 | 6 |
| Baker, Jerome | LB | X | LB | LB | LB | X | LB | LB | LB | LB | X | X | X | LB | LB | LB | 16 | 11 | 0 | 0 |
| Ballage, Kalen | INA | INA | INA | X | X | INA | X | X | X | X | X | X | X | X | X | X | 12 | 0 | 0 | 4 |
| Branch, Andre | X | X | X | INA | INA | DE | X | X | X | X | X | X | X | X | X | X | 14 | 1 | 0 | 2 |
| Brendel, Jake | IR | IR | IR | IR | IR | IR | IR | IR | X | LG | LG | C | INA | IR | IR | IR | 4 | 3 | 0 | 1 |
| Burgess, James | NOR | NOR | NOR | NOR | NOR | NOR | NOR | NOR | NOR | NOR | NOR | NOR | PS | PS | PS | PS | 0 | 0 | 0 | 0 |
| Butler, Brice | NOR | NOR | NOR | NOR | NOR | NOR | NOR | NOR | NOR | NOR | X | WR | X | X | X | X | 6 | 1 | 0 | 0 |
| Carroo, Leonte | PS | PS | PS | PS | PS | PS | PS | X | X | X | X | X | X | X | X | X | 9 | 0 | 0 | 0 |
| Davis, Jalen | PS | PS | PS | PS | PS | PS | PS | PS | PS | PS | PS | PS | PS | X | DNP | X | 3 | 0 | 1 | 0 |
| Davis, Jesse | RG | RG | RG | RG | RG | RG | RG | RG | RG | RG | RG | RG | RG | RG | RG | RG | 16 | 16 | 0 | 0 |
| Delaney, Dee | NOR | NOR | NOR | NOR | NOR | NOR | NOR | NOR | NOR | NOR | NOR | NOR | NOR | PS | PS | PS | 0 | 0 | 0 | 0 |
| Denney, John | X | X | X | X | X | X | X | X | X | X | X | X | X | X | X | X | 16 | 0 | 0 | 0 |
| Derby, A.J. | X | X | X | INA | INA | INA | INA | INA | INA | X | INA | INA | IR | IR | IR | IR | 4 | 0 | 0 | 8 |
| Drake, Kenyan | RB | RB | RB | RB | RB | X | X | X | X | X | X | X | X | X | RB | RB | 16 | 7 | 0 | 0 |
| Escobar, Gavin | INA | NOR | NOR | NOR | NOR | NOR | NOR | NOR | NOR | NOR | NOR | NOR | NOR | NOR | NOR | NOR | 0 | 0 | 0 | 1 |
| Fales, David | INA | INA | INA | INA | INA | DNP | DNP | DNP | DNP | DNP | INA | INA | INA | INA | INA | INA | 0 | 0 | 5 | 11 |
| Falk, Luke | INA | INA | INA | INA | IR | IR | IR | IR | IR | IR | IR | IR | IR | IR | IR | IR | 0 | 0 | 0 | 4 |
| Fitzpatrick, Minkah | X | X | S | S | X | S | X | X | CB | S | S | S | CB | CB | S | S | 16 | 11 | 0 | 0 |
| Ford, Isaiah | PS | PS | PS | PS | PS | PS | PS | PS | PS | PS | PS | X | INA | INA | INA | INA | 1 | 0 | 0 | 4 |
| Gesicki, Mike | TE | X | X | X | TE | X | X | TE | X | X | TE | X | TE | TE | X | TE | 16 | 7 | 0 | 0 |
| Godchaux, Davon | DT | DT | DT | DT | DT | DT | DT | DT | DT | DT | DT | DT | DT | DT | DT | DT | 16 | 16 | 0 | 0 |
| Gore, Frank | RB | RB | RB | RB | RB | RB | RB | RB | RB | RB | RB | RB | RB | RB | IR | IR | 14 | 14 | 0 | 0 |
| Grant, Jakeem | X | WR | X | X | X | X | X | WR | X | X | INA | IR | IR | IR | IR | IR | 10 | 2 | 0 | 1 |
| Grasu, Hroniss | NOR | NOR | NOR | NOR | NOR | NOR | NOR | NOR | NOR | NOR | NOR | NOR | NOR | INA | NOR | NOR | 0 | 0 | 0 | 1 |
| Gravelle, Lucas | NOR | PS | PS | NOR | NOR | NOR | NOR | NOR | NOR | NOR | NOR | NOR | NOR | NOR | NOR | NOR | 0 | 0 | 0 | 0 |
| Gray, MarQueis | IR | IR | IR | IR | IR | IR | IR | IR | IR | IR | IR | IR | IR | IR | IR | IR | 0 | 0 | 0 | 0 |
| Haack, Matt | X | X | X | X | X | X | X | X | X | X | X | X | X | X | X | X | 16 | 0 | 0 | 0 |
| Harris, Charles | X | X | X | X | DE | INA | INA | INA | INA | INA | X | X | X | X | X | X | 11 | 1 | 0 | 5 |
| Hayes, William | X | X | X | IR | IR | IR | IR | IR | IR | IR | IR | IR | IR | IR | IR | IR | 3 | 0 | 0 | 0 |
| Hilland, Connor | PS | PS | PS | PS | PS | PS | PS | PS | PS | PS | PS | PS | PS | PS | PS | PS | 0 | 0 | 0 | 0 |
| Hood, Ziggy | NOR | NOR | NOR | NOR | NOR | NOR | NOR | NOR | X | X | X | X | X | X | X | X | 8 | 0 | 0 | 0 |
| Howard, Xavien | CB | CB | CB | CB | CB | CB | CB | CB | CB | CB | CB | CB | INA | INA | INA | INA | 12 | 12 | 0 | 4 |
| Hull, Mike | IR | IR | IR | IR | IR | IR | IR | IR | X | X | X | X | X | X | LB | X | 8 | 1 | 0 | 0 |
| James, Ja'Wuan | RT | RT | RT | RT | RT | RT | RT | RT | RT | INA | RT | RT | RT | RT | RT | RT | 15 | 15 | 0 | 1 |
| Johnson, Wesley | NOR | NOR | NOR | NOR | X | X | X | X | INA | X | INA | X | X | X | X | X | 10 | 0 | 0 | 2 |
| Jones, Reshad | S | S | INA | INA | S | S | S | S | S | X | S | S | S | S | S | S | 14 | 13 | 0 | 2 |
| Kilgore, Daniel | C | C | C | C | IR | IR | IR | IR | IR | IR | IR | IR | IR | IR | IR | IR | 4 | 4 | 0 | 0 |
| Lammons, Chris | NOR | NOR | NOR | NOR | NOR | NOR | NOR | NOR | NOR | NOR | NOR | PS | PS | PS | PS | PS | 0 | 0 | 0 | 0 |
| Larsen, Ted | X | LG | LG | LG | LG | LG | LG | LG | LG | INA | X | LG | LG | LG | LG | LG | 15 | 13 | 0 | 1 |
| Lewis, Malcolm | NOR | NOR | NOR | NOR | NOR | PS | PS | PS | PS | PS | PS | PS | PS | PS | PS | PS | 0 | 0 | 0 | 0 |
| Malveaux, Cameron | PS | NOR | NOR | PS | X | X | X | INA | X | X | NOR | NOR | NOR | NOR | NOR | NOR | 5 | 0 | 0 | 1 |
| McCain, Bobby | CB | CB | CB | CB | INA | INA | CB | CB | X | CB | CB | CB | CB | CB | CB | CB | 14 | 13 | 0 | 2 |
| McDonald, T.J. | S | S | S | S | S | S | S | S | S | S | S | S | S | S | INA | INA | 14 | 14 | 0 | 2 |
| McEvoy, Tanner | X | X | INA | NOR | NOR | NOR | NOR | NOR | NOR | NOR | NOR | NOR | NOR | NOR | NOR | NOR | 2 | 0 | 0 | 1 |
| McMillan, Raekwon | LB | LB | LB | LB | LB | LB | LB | LB | LB | LB | LB | LB | LB | LB | LB | LB | 16 | 16 | 0 | 0 |
| McTyer, Torry | X | X | X | X | CB | CB | X | INA | X | X | X | X | X | X | CB | CB | 15 | 4 | 0 | 1 |
| Norton, Kendrick | NOR | NOR | NOR | NOR | NOR | NOR | NOR | NOR | NOR | NOR | NOR | NOR | NOR | NOR | INA | INA | 0 | 0 | 0 | 2 |
| O'Leary, Nick | NOR | NOR | PS | PS | X | TE | TE | X | TE | TE | X | TE | X | X | TE | TE | 12 | 7 | 0 | 0 |
| Osweiler, Brock | DNP | DNP | DNP | X | DNP | QB | QB | QB | QB | QB | DNP | DNP | X | DNP | DNP | DNP | 7 | 5 | 9 | 0 |
| Owusu, Francis | NOR | NOR | NOR | NOR | NOR | NOR | NOR | NOR | NOR | NOR | NOR | PS | PS | PS | PS | PS | 0 | 0 | 0 | 0 |
| Parker, DeVante | INA | INA | WR | INA | INA | X | INA | WR | WR | WR | X | WR | WR | X | WR | X | 11 | 7 | 0 | 5 |
| Perry, Senorise | X | X | X | X | X | X | X | X | X | X | X | X | X | X | X | X | 16 | 0 | 0 | 0 |
| Phillips, Jordan | X | X | X | X | NOR | NOR | NOR | NOR | NOR | NOR | NOR | NOR | NOR | NOR | NOR | NOR | 4 | 0 | 0 | 0 |
| Pittman, Jamiyus | PS | PS | PS | PS | PS | X | X | X | PS | PS | PS | PS | PS | PS | PS | PS | 3 | 0 | 0 | 0 |
| Poling, Quentin | PS | PS | PS | PS | PS | PS | PS | PS | PS | PS | PS | PS | PS | PS | PS | PS | 0 | 0 | 0 | 0 |
| Quinn, Robert | DE | DE | DE | DE | DE | DE | DE | DE | DE | DE | DE | DE | DE | DE | DE | DE | 16 | 16 | 0 | 0 |
| Rudolph, Travis | NOR | NOR | NOR | NOR | NOR | PS-I | PS-I | PS-I | PS-I | PS-I | PS-I | PS-I | PS-I | PS-I | PS-I | PS-I | 0 | 0 | 0 | 0 |
| Sanders, Jason | X | X | X | X | X | X | X | X | X | X | X | X | X | X | X | X | 16 | 0 | 0 | 0 |
| Sitton, Josh | LG | IR | IR | IR | IR | IR | IR | IR | IR | IR | IR | IR | IR | IR | IR | IR | 1 | 1 | 0 | 0 |
| Smith, Garrison | NOR | NOR | NOR | NOR | PS | PS | PS | PS | PS-I | PS-I | PS-I | PS-I | PS-I | PS-I | PS-I | PS-I | 0 | 0 | 0 | 0 |
| Smith, Maurice | PS | PS | X | X | X | X | INA | X | PS | PS | PS | PS | PS | PS | X | X | 7 | 0 | 0 | 1 |
| Smythe, Durham | X | X | X | X | X | X | X | X | X | INA | TE | X | X | TE | X | X | 15 | 2 | 0 | 1 |
| Spaight, Martrell | NOR | NOR | NOR | X | X | INA | X | X | INA | NOR | NOR | NOR | NOR | NOR | NOR | NOR | 4 | 0 | 0 | 2 |
| Spence, Akeem | DT | DT | DT | DT | DT | DT | DT | DT | DT | DT | DT | DT | DT | DT | DT | DT | 16 | 16 | 0 | 0 |
| Sterup, Zach | INA | INA | INA | X | INA | X | X | X | X | LT | INA | INA | INA | INA | INA | INA | 6 | 1 | 0 | 10 |
| Stills, Kenny | WR | WR | WR | WR | WR | WR | WR | INA | WR | WR | WR | WR | WR | WR | WR | WR | 15 | 15 | 0 | 1 |
| Swanson, Travis | NOR | DNP | DNP | X | C | C | C | C | C | C | C | INA | C | C | C | C | 12 | 11 | 2 | 1 |
| Tankersley, Cordrea | X | INA | INA | X | X | X | X | X | IR | IR | IR | IR | IR | IR | IR | IR | 6 | 0 | 0 | 2 |
| Tannehill, Ryan | QB | QB | QB | QB | QB | INA | INA | INA | INA | INA | QB | QB | QB | QB | QB | QB | 11 | 11 | 0 | 5 |
| Taylor, Vincent | X | X | X | X | X | X | X | X | IR | IR | IR | IR | IR | IR | IR | IR | 8 | 0 | 0 | 0 |
| Tunsil, Laremy | LT | LT | LT | LT | LT | LT | LT | LT | LT | INA | LT | LT | LT | LT | LT | LT | 15 | 15 | 0 | 1 |
| Valoaga, Jeremiah | NOR | NOR | NOR | PS | PS | PS | PS | PS | PS | PS | PS | PS | PS | PS | PS | PS | 0 | 0 | 0 | 0 |
| Wake, Cameron | DE | DE | DE | DE | INA | INA | DE | DE | DE | DE | DE | DE | DE | DE | DE | DE | 14 | 14 | 0 | 2 |
| Williams, DeShawn | NOR | NOR | NOR | NOR | NOR | NOR | PS | PS | PS | PS | PS | PS | NOR | NOR | NOR | NOR | 0 | 0 | 0 | 0 |
| Williams, Sylvester | NOR | NOR | NOR | NOR | NOR | NOR | NOR | NOR | X | X | X | X | X | X | X | X | 8 | 0 | 0 | 0 |
| Wilson, Albert | X | X | X | WR | X | WR | WR | IR | IR | IR | IR | IR | IR | IR | IR | IR | 7 | 3 | 0 | 0 |
| Woodard, Jonathan | PS | PS | PS | X | X | X | INA | X | INA | INA | INA | INA | INA | INA | X | X | 6 | 0 | 0 | 7 |
| Young, Sam | X | X | X | X | X | NOR | INA | INA | INA | RT | X | X | X | X | X | X | 12 | 1 | 0 | 3 |

POSITION IN CAPS = STARTER
X = PLAYED/SUBSTITUTED
NFI - NON-FOOTBALL ILLNESS/INJURY

INA = INACTIVE
IR = INJURED RESERVE
PUP = PHYSICALLY UNABLE TO PERFORM

SUS = SUSPENDED
NOR = NOT ON ROSTER
PS-I = PRACTICE SQUAD (INJURED)

PS = PRACTICE SQUAD
DNP = DID NOT PLAY

# 2018 GAME SUMMARIES

## WEEK 1

**SEPT. 9, 2018 | MIAMI GARDENS, FLA.**
**HARD ROCK STADIUM**
**ATTENDANCE: 65,184 | TV: FOX**

| TENNESSEE 20 | MIAMI 27 |
|---|---|

### SCORING SUMMARY

| | 1 | 2 | 3 | 4 | F |
|---|---|---|---|---|---|
| Tennessee | 3 | 0 | 0 | 17 | 20 |
| Miami | 0 | 7 | 3 | 17 | 27 |

In what had to be one of the strangest season openers in NFL history, the Dolphins struck for big plays to defeat the Tennessee Titans at Hard Rock Stadium.

Jakeem Grant scored on a 102-yard kickoff return in the first minute of the fourth quarter to break a 10-10 tie and Ryan Tannehill later hit Kenny Stills with a 75-yard touchdown pass to highlight the 27-20 victory.

Reshad Jones also played a big role in the victory. His 54-yard return of his second interception of the game set up Jason Sanders' 30-yard field goal that gave the Dolphins a 10-point cushion with 3:49 left in the fourth quarter. Tennessee kicked a field goal with 11 seconds left in their hope of pulling off a miracle comeback, but rookie Jerome Baker recovered the ensuing onside kick to clinch the victory.

Jones became the first Dolphins safety since 2004 to have two interceptions in one game.

Stills' touchdown was his second of the game. He had a 10-yard TD reception in the second quarter that gave the Dolphins a 7-3 lead.

Grant's touchdown, the second-longest kickoff return in franchise history behind only a 105-yarder by Mercury Morris in 1973, came right after Tennessee had tied the game with a 1-yard touchdown run by Dion Lewis. Grant became the fourth player to have punt and kickoff returns for touchdowns for the Dolphins, as he joined Ted Ginn Jr., Marcus Thigpen and Freddie Solomon.

Tennessee also scored on a kickoff return, with Darius Jennings answering Stills' long touchdown with a 94-yard touchdown to make it 24-17.

Thanks to two delays right around two hours because of lightning near Hard Rock Stadium, the game set a record as the longest in NFL history. The game lasted a little more than seven hours, easily beating the previous mark of 5 hours, 16 minutes, according to the Elias Sports Bureau.

The first delay occurred late in the second quarter and the second took place midway through the third quarter.

The Dolphins' 98-yard scoring drive in the second quarter was the third-longest in team history and the longest since a 99-yard drive Sept. 24, 1989 against the New York Jets.

The game first was delayed almost two hours because of lightning around Hard Rock Stadium. The stoppage came with 1:11 left in the first half and Tennessee facing a third-and-1 from its 24-yard line.

The second delay came with 6:47 left in the third quarter and lasted 2 hours and 2 minutes.

### SCORING DRIVES

| TEAM | QTR | TIME | PLAY (EXTRA POINT) (DRIVE INFO) | TEN | MIA |
|---|---|---|---|---|---|
| Titans | 1 | 10:18 | R.Succop 47 yd. Field Goal (9-37, 4:42) | 3 | 0 |
| Dolphins | 2 | 11:21 | K.Stills 10 yd. pass from R.Tannehill (J.Sanders kick) (12-98, 5:21) | 3 | 7 |
| Dolphins | 3 | 4:05 | J.Sanders 27 yd. Field Goal (6-19, 2:37) | 3 | 10 |
| Titans | 4 | 14:17 | D.Lewis 4 yd. run (R.Succop kick) (9-75, 4:48) | 10 | 10 |
| Dolphins | 4 | 14:04 | J.Grant 102 yd. kickoff return (J.Sanders kick) (0-0, 0:13) | 10 | 17 |
| Dolphins | 4 | 10:22 | K.Stills 75 yd. pass from R.Tannehill (J.Sanders kick) (4-89, 1:17) | 10 | 24 |
| Titans | 4 | 10:11 | D.Jennings 94 yd. kickoff return (R.Succop kick) (0-0, 0:11) | 17 | 24 |
| Dolphins | 4 | 3:49 | J.Sanders 30 yd. Field Goal (4-0, 2:15) | 17 | 27 |
| Titans | 4 | 0:11 | R.Succop 53 yd. Field Goal (6-45, 0:56) | 20 | 27 |

### GAME STATISTICS

**RUSHING (Att-Yds-TD):**
Tennessee: D. Lewis 16-75-1, D. Henry 10-26, M. Mariota 3-15.
Miami: F. Gore 9-61, K. Drake 14-48, A. Wilson 2-7, R. Tannehill 4-4.

**PASSING (A-C-Y-TD-I):**
Tennessee: B. Gabbert 22-11-117-0-1, M. Mariota 16-9-103-0-2.
Miami: R. Tannehill 28-20-230-2-2.

**RECEIVING (Rec-Yds-TD):**
Tennessee: C. Davis 6-62, D. lewis 5-35, D. Walker 4-52, L. Stocker 2-37, T. Sharpe 1-17, J. Smith 1-12, D. Henry 1-5.
Miami: J. Grant 5-38, K. Stills 4-106-2, D. Amendola 4-26, A. Wilson 3-31, K. Drake 3-18, M. Gesicki 1-11.

**SACKS (Sk-Yds):**
Tennessee: K. Correa 1-8.
Miami: None.

**INTERCEPTIONS (Int-Yds):**
Tennessee: M. Butler 1-34, K. Vaccaro 1-0.
Miami: R. Jones 2-80, K. Alonso 1-1.

**FORCED FUMBLES:**
Tennessee: None.
Miami: None.

**FUMBLE RECOVERIES (No-Yds):**
Tennessee: None.
Miami: None.

| TEAM STATS | TEN | MIA |
|---|---|---|
| **FIRST DOWNS** | **19** | **18** |
| Rushing | 4 | 7 |
| Passing | 13 | 9 |
| Penalty | 2 | 2 |
| **3RD-DOWN EFFICIENCY** | **6 FOR 14** | **2 FOR 10** |
| **4TH-DOWN EFFICIENCY** | **0 FOR 2** | **0 FOR 1** |
| **TOTAL NET YARDS** | **336** | **342** |
| **TOTAL NET PLAYS** | **67** | **58** |
| Average Gain | 5.0 | 5.9 |
| **NET YARDS RUSHING** | **116** | **120** |
| Rushes | 29 | 29 |
| Yards per Rush | 4.0 | 4.1 |
| **NET YARDS PASSING** | **220** | **222** |
| Completed - Attempted | 20-38 | 20-28 |
| Yards per Pass Play | 5.8 | 7.7 |
| Sacked - Yards Lost | 0-0 | 1-8 |
| Had Intercepted | 3 | 2 |
| **PUNTS - AVERAGE** | **4-179-44.8** | **4-215-53.8** |
| **RETURN YARDAGE** | **199** | **207** |
| Punts - Return Yards | 2-44 | 2-1 |
| Kickoffs - Return Yards | 2-121 | 2-125 |
| Interceptions - Return Yards | 2-34 | 3-81 |
| **PENALTIES - YARDS** | **5-48** | **7-51** |
| **FUMBLES - LOST** | **0-0** | **0-0** |
| **RED-ZONE EFFICIENCY** | **1 FOR 2** | **1 FOR 5** |
| **GOAL-TO-GO EFFICIENCY** | **1 FOR 2** | **1 FOR 2** |
| **TIME OF POSSESSION** | **29:35** | **30:25** |

# WEEK 2

SEPT. 16 2018 | EAST RUTHERFORD, N.J.
METLIFE STADIUM
ATTENDANCE: 77,982 | TV: CBS

## MIAMI 20 | N.Y. JETS 12

### SCORING SUMMARY

| | 1 | 2 | 3 | 4 | F |
|---|---|---|---|---|---|
| Miami | 7 | 13 | 0 | 0 | 20 |
| N.Y. Jets | 0 | 0 | 6 | 6 | 12 |

The Dolphins used a big first half to produce their first 2-0 start in five years.

Ryan Tannehill threw two touchdown passes and the defense came up with two takeaways to help the Dolphins build a 20-0 lead on their way to a 20-12 victory against the New York Jets at MetLife Stadium.

It's the Dolphins' first 2-0 start since 2013 when they started 3-0.

Albert Wilson and A.J. Derby caught the touchdown passes and running back Kenyan Drake had the other touchdown for the Dolphins, who got interceptions by safety T.J. McDonald and cornerback Xavien Howard along with a fumble recovery by linebacker Raekwon McMillan.

Tannehill ended the first half 12-for-15 for 116 yards with two touchdowns and a 138.5 passer rating.

The Dolphins spoiled the first home game for Jets rookie quarterback Sam Darnold, who passed for 334 yards and a touchdown, but had a 74.6 passer rating because of those two interceptions.

The Dolphins didn't score in the second half but the offense came up with a clutch game-clinching drive that featured four first downs and ate up the final 5:56 of the game.

Frank Gore became the fourth-leading rusher in NFL history, passing Curtis Martin with an 8-yard run in the third quarter. He now trails only Emmitt Smith, Walter Payton and Barry Sanders. Gore had a key 20-yard reception on a fourth-quarter drive that helped the Dolphins run out the clock.

### SCORING DRIVES

| TEAM | QTR | TIME | PLAY (EXTRA POINT) (DRIVE INFO) | MIA | NYJ |
|---|---|---|---|---|---|
| Dolphins | 1 | 1:12 | K.Drake 6 yd. run (J.Sanders kick) (3-15, 1:29) | 7 | 0 |
| Dolphins | 2 | 4:10 | A.Wilson 29 yd. pass from R.Tannehill (J.Sanders kick) (2-49, 0:46) | 14 | 0 |
| Dolphins | 2 | 0:42 | A.Derby 19 yd. pass from R.Tannehill (kick failed, wr) (8-62, 1:47) | 20 | 0 |
| Jets | 3 | 11:51 | B.Powell 28 yd. pass from S.Darnold (kick failed, wl) (7-75, 3:09) | 20 | 6 |
| Jets | 4 | 10:06 | J.Myers 55 yd. Field Goal (11-22, 6:14) | 20 | 9 |
| Jets | 4 | 5:56 | J.Myers 41 yd. Field Goal (10-63, 3:05) | 20 | 12 |

Tannehill was used as a runner in this game, starting from the first snap when he kept the ball on an option play and sprinted for a 20-yard gain before sliding. He later had a 5-yard run off a similar play. He had a key 14-yard gain on another keeper in the fourth quarter before clinching the victory with an 8-yard run on third-and-6 on the final play before the two-minute warning with the Jets out of timeouts.

Defensive end Robert Quinn again was a force along the defensive line. He induced a false start penalty, later pushed Sam Darnold into the pocket and right into the arms of Jordan Phillips for the Dolphins' first sack of the season, and then had a sack himself.

Punter Matt Haack was an unsung hero in the first half as he had four punts inside the 20-yard line, including one that forced the Jets to start at their 4-yard line.

The Dolphins opened the scoring after their first takeaway, McDonald's interception that he returned 31 yards to the Jets 14-yard line. After Wilson gained 3 yards on a Wildcat run, Drake went in almost untouched on third-and-1 thanks to some key blocks by Laremy Tunsil and Ted Larsen, the new starting left guard after four-time Pro Bowl selection Josh Sitton was placed on injured reserve.

McMillan's fumble recovery at the Jets 49-yard line after fellow linebacker Kiko Alonso knocked the ball loose from wide receiver Robby Anderson set up the Dolphins' second touchdown.

### GAME STATISTICS

**RUSHING (Att-Yds-TD):**
Miami: K. Drake 11-53-1, R. Tannehill 8-44, F. Gore 9-25, A. Wilson 2-8, J. Grant 1-5.
N.Y. Jets: I. Crowell 12-35, B. Powell 5-6, S. Darnold 2-1.

**PASSING (A-C-Y-TD-I):**
Miami: R. Tannehill 23-17-168-2-0.
N.Y. Jets: S. Darnold 41-25-334-1-2.

**RECEIVING (Rec-Yds-TD):**
Miami: D. Amendola 4-32, K. Drake 4-17, A. Wilson 3-37-1, J. Grant 2-27, K. Stills 2-17, A. Derby 1-19-1, F. Gore 1-19.
N.Y. Jets: Q. Enunwa 7-92, B. Powell 5-74-1, T. Pryor 4-84, R. Anderson 3-27, C. Herndon 2-30, I. Crowell 2-4, E. Tomlinson 1-24, J. Kearse 1-(-1).

**SACKS (Sk-Yds):**
Miami: R. Quinn 1-6, J. Phillips 1-5, W. Hayes 1-3.
N.Y. Jets: J. Jenkins 1-17, H. Anderson 1-15, B. Copeland 1-8, J. Adams 1-6.

**INTERCEPTIONS (Int-Yds):**
Miami: T. McDonald 1-31, X. Howard 1-0.
N.Y. Jets: None.

**FORCED FUMBLES:**
Miami: K. Alonso 2.
N.Y. Jets: J. Jenkins 1, J. Adams 1.

**FUMBLE RECOVERIES (No-Yds):**
Miami: R. McMillan 1-0.
N.Y. Jets: J. Jenkins 1-0, A. Williamson 1-0.

| TEAM STATS | MIA | NYJ |
|---|---|---|
| **FIRST DOWNS** | **18** | **21** |
| Rushing | 6 | 3 |
| Passing | 9 | 17 |
| Penalty | 3 | 1 |
| **3RD-DOWN EFFICIENCY** | **6 FOR 13** | **3 FOR 10** |
| **4TH-DOWN EFFICIENCY** | **0 FOR 0** | **0 FOR 0** |
| **TOTAL NET YARDS** | **257** | **362** |
| **TOTAL NET PLAYS** | **58** | **63** |
| Average Gain | 4.4 | 5.7 |
| **NET YARDS RUSHING** | **135** | **42** |
| Rushes | 31 | 19 |
| Yards per Rush | 4.4 | 2.2 |
| **NET YARDS PASSING** | **122** | **320** |
| Completed - Attempted | 17-23 | 25-41 |
| Yards per Pass Play | 4.5 | 7.3 |
| Sacked - Yards Lost | 4-46 | 3-14 |
| Had Intercepted | 0 | 2 |
| **PUNTS - AVERAGE** | **6-295-49.2** | **5-263-52.6** |
| **RETURN YARDAGE** | **113** | **4** |
| Punts - Return Yards | 3-48 | 1-4 |
| Kickoffs - Return Yards | 1-34 | 0-0 |
| Interceptions - Return Yards | 2-31 | 0-0 |
| **PENALTIES - YARDS** | **2-10** | **7-50** |
| **FUMBLES - LOST** | **3-2** | **4-1** |
| **RED-ZONE EFFICIENCY** | **2 FOR 3** | **0 FOR 2** |
| **GOAL-TO-GO EFFICIENCY** | **0 FOR 0** | **0 FOR 0** |
| **TIME OF POSSESSION** | **28:25** | **31:35** |

# WEEK 3

**SEPT. 23, 2018 | MIAMI GARDENS, FLA.**
**HARD ROCK STADIUM**
**ATTENDANCE: 65,667 | TV: CBS**

## OAKLAND 20 | MIAMI 28

## SCORING SUMMARY

| | 1 | 2 | 3 | 4 | F |
|---|---|---|---|---|---|
| Oakland | 7 | 3 | 7 | 3 | 20 |
| Miami | 0 | 7 | 7 | 14 | 28 |

Head Coach Adam Gase pulled out his bag of tricks Sunday, and it helped produce a thrilling comeback victory for the Dolphins.

Jakeem Grant scored two touchdowns in the fourth quarter off gadget plays and the Dolphins overcame a 17-7 deficit to defeat the Oakland Raiders 28-20 at Hard Rock Stadium and move to 3-0 on the season.

Grant gave the Dolphins the lead for good with 7:18 on a 52-yard pass from wide receiver Albert Wilson (a quarterback in high school) after quarterback Ryan Tannehill handed the ball to Frank Gore, who then flipped it to Wilson.

Grant earlier scored on a 16-yard reception when he took a flip from Tannehill as he was running across the line of scrimmage to the right with the quarterback in shotgun formation.

The Dolphins added to their lead when Wilson scored on a 74-yard reception on the final snap before the two-minute warning off the same play, except this one when he was running to the left.

Wilson's touchdown came two plays after cornerback Xavien Howard preserved the Dolphins' 21-17 lead when he came up with his second interception of the game, his third in two games. Howard picked off Derek Carr in the end zone after Oakland had a first-and-10 from the Miami 13-yard line.

Oakland kicked a field goal with 20 seconds left to the final points of the game before Wilson recovered the ensuing onside kick to clinch the victory.

Tannehill, who preceded Wilson's TD pass with an 18-yard scramble, earlier threw a 34-yard touchdown strike to Kenny Stills.

Oakland dominated the time of possession and had the advantage in yardage in a game that physically was difficult for the Dolphins.

The Dolphins lost defensive linemen William Hayes and Akeem Spence in the first half.

Hayes sustained a knee injury when he sacked Carr on third down, one play after he tackled running back Doug Martin for a loss.

Spence was ejected from the game in the second quarter when he was penalized after Cameron Wake had sacked Carr on third down. The penalty kept alive a drive that ate up 8:36 and ended with a short field goal by Mike Nugent.

Tight end A.J. Derby missed the second half after being sidelined by a foot injury, and defensive end Andre Branch didn't return after sustaining a knee injury in the third quarter.

## SCORING DRIVES

| TEAM | QTR | TIME | PLAY (EXTRA POINT) (DRIVE INFO) | OAK | MIA |
|---|---|---|---|---|---|
| Raiders | 1 | 13:34 | J.Nelson 12 yd. pass from D.Carr (M.Nugent kick) (4-75, 1:26) | 7 | 0 |
| Dolphins | 2 | 12:11 | K.Stills 34 yd. pass from R.Tannehill (J.Sanders kick) (3-35, 1:31) | 7 | 7 |
| Raiders | 2 | 3:34 | M.Nugent 25 yd. Field Goal (16-68, 8:37) | 10 | 7 |
| Raiders | 3 | 2:58 | M.Lynch 1 yd. run (M.Nugent kick) (15-67, 9:44) | 17 | 7 |
| Dolphins | 3 | 0:55 | J.Grant 18 yd. pass from R.Tannehill (J.Sanders kick) (4-70, 2:03) | 17 | 14 |
| Dolphins | 4 | 7:18 | J.Grant 52 yd. pass from A.Wilson (J.Sanders kick) (2-70, 0:48) | 17 | 21 |
| Dolphins | 4 | 2:00 | A.Wilson 74 yd. pass from R.Tannehill (J.Sanders kick) (2-80, 0:54) | 17 | 28 |
| Raiders | 4 | 0:20 | M.Nugent 52 yd. Field Goal (6-41, 1:40) | 20 | 28 |

## GAME STATISTICS

**RUSHING (Att-Yds-TD):**
Oakland: M. Lynch 19-64-1, D. Martin 9-43, M. Bryant 1-4, K. Smith 1-0, D. Carr 2-(-2).
Miami: R. Tannehill 3-26, F. Gore 6-12, K. Drake 5-3.

**PASSING (A-C-Y-TD-I):**
Oakland: D. Carr 39-27-345-1-2.
Miami: R. Tannehill 23-17-289-3-0, A. Wilson 1-1-52-1-0.

**RECEIVING (Rec-Yds-TD):**
Oakland: J. Nelson 6-173-1, J. Richard 6-59, J. Cook 5-31, M. Lynch 3-22, M. Bryant 2-30, A. Cooper 2-17, D. Harris 2-11, K. Smith 1-2.
Miami: K. Stills 3-61-1, D. Amendola 3-42, M. Gesicki 3-31, A. Wilson 2-74-1, J. Grant 2-70-2, D. Parker 2-40, K. Drake 2-7, A. Derby 1-16.

**SACKS (Sk-Yds):**
Oakland: C. McDonald 1-9.
Miami: C. Wake 1-8, W. Hayes 1-7, V. Taylor 1-5.

**INTERCEPTIONS (Int-Yds):**
Oakland: None.
Miami: X. Howard 2-39.

**FORCED FUMBLES:**
Oakland: None.
Miami: None.

**FUMBLE RECOVERIES (No-Yds):**
Oakland: None.
Miami: None.

| TEAM STATS | OAK | MIA |
|---|---|---|
| **FIRST DOWNS** | **25** | **13** |
| Rushing | 5 | 2 |
| Passing | 17 | 11 |
| Penalty | 3 | 0 |
| **3RD-DOWN EFFICIENCY** | **7 FOR 13** | **2 FOR 8** |
| **4TH-DOWN EFFICIENCY** | **0 FOR 1** | **0 FOR 0** |
| **TOTAL NET YARDS** | **434** | **373** |
| **TOTAL NET PLAYS** | **74** | **39** |
| Average Gain | 5.9 | 9.6 |
| **NET YARDS RUSHING** | **109** | **41** |
| Rushes | 32 | 14 |
| Yards per Rush | 3.4 | 2.9 |
| **NET YARDS PASSING** | **325** | **332** |
| Completed - Attempted | 27-39 | 18-24 |
| Yards per Pass Play | 7.7 | 13.3 |
| Sacked - Yards Lost | 3-20 | 1-9 |
| Had Intercepted | 2 | 0 |
| **PUNTS - AVERAGE** | **3-112-37.3** | **6-282-47.0** |
| **RETURN YARDAGE** | **50** | **144** |
| Punts - Return Yards | 3-11 | 0-0 |
| Kickoffs - Return Yards | 2-39 | 4-105 |
| Interceptions - Return Yards | 0-0 | 2-39 |
| **PENALTIES - YARDS** | **8-38** | **9-74** |
| **FUMBLES - LOST** | **1-0** | **0-0** |
| **RED-ZONE EFFICIENCY** | **2 FOR 5** | **1 FOR 1** |
| **GOAL-TO-GO EFFICIENCY** | **1 FOR 3** | **0 FOR 0** |
| **TIME OF POSSESSION** | **38:31** | **21:29** |

# WEEK 4

SEPT. 30, 2018 | FOXBOROUGH, MASS.
GILLETTE STADIUM
ATTENDANCE: 65,667 | TV: CBS

## MIAMI 7 | NEW ENGLAND 38

## SCORING SUMMARY

| | 1 | 2 | 3 | 4 | F |
|---|---|---|---|---|---|
| Miami | 0 | 0 | 0 | 7 | 7 |
| New England | 3 | 21 | 7 | 7 | 38 |

It was a difficult afternoon for the Miami Dolphins at Gillette Stadium.

Tom Brady passed for three touchdowns and running back James White had rushing and receiving scores as the New England Patriots handed the Dolphins their first loss of the season, 38-7.

Running back Frank Gore scored the Dolphins' only touchdown with 2:42 left in the fourth quarter on a 6-yard reception from quarterback Brock Osweiler, who replaced Ryan Tannehill in the fourth quarter with the outcome already decided.

Along with White, Cordarrelle Patterson and Philip Dorsett caught TD passes and rookie first-round pick Sony Michel had his first NFL rushing touchdown.

For the Dolphins, the highlights were few and far between.

Rookie first-round pick Minkah Fitzpatrick, who made his second NFL start with two-time Pro Bowl selection Reshad Jones again sitting out because of a shoulder injury, had his first career interception in the fourth quarter.

Fellow Dolphins rookie Kalen Ballage appeared in his first NFL game and his first professional carry in the fourth quarter, and it was good for 2 yards.

Cornerback Bobby McCain had a pick on New England's second offensive possession.

McCain, however, missed the second half after sustaining a knee injury.

Center Daniel Kilgore sustained an arm injury in the first half and did not return.

The Dolphins began the game without five injured players, including safety Reshad Jones and wide receiver DeVante Parker. Also on the inactive list were defensive end Andre Branch, linebacker Chase Allen and tight end A.J. Derby.

The Dolphins went into halftime trailing 24-0 after being outgained 272-75 in the first half and failing to convert a third down until the final play of the half.

The game started on a good note for the Dolphins, with Tannehill completing a 22-yard pass to Kenny Stills on the first snap of the game. But it went downhill from there.

## SCORING DRIVES

| TEAM | QTR | TIME | PLAY (EXTRA POINT) (DRIVE INFO) | MIA | NE |
|---|---|---|---|---|---|
| Patriots | 1 | 5:28 | S.Gostkowski 20 yd. Field Goal (13-74, 6:37) | 0 | 3 |
| Patriots | 2 | 12:01 | C.Patterson 55 yd. pass from T.Brady (S.Gostkowski kick) (5-67, 2:08) | 0 | 10 |
| Patriots | 2 | 7:29 | J.White 22 yd. run (S.Gostkowski kick) (1-22, 0:07) | 0 | 17 |
| Patriots | 2 | 0:18 | P.Dorsett 9 yd. pass from T.Brady (S.Gostkowski kick) (15-85, 5:31) | 0 | 24 |
| Patriots | 3 | 6:49 | J.White 14 yd. pass from T.Brady (S.Gostkowski kick) (9-59, 5:01) | 0 | 31 |
| Patriots | 4 | 13:43 | S.Michel 10 yd. run (S.Gostkowski kick) (12-90, 6:30) | 0 | 38 |
| Dolphins | 4 | 2:42 | F.Gore 6 yd. pass from B.Osweiler (J.Sanders kick) (13-75, 7:10) | 7 | 38 |

## GAME STATISTICS

**RUSHING (Att-Yds-TD):**
Miami: F. Gore 11-41, B. Osweiler 1-7, K. Drake 3-3, K. Ballage 1-3, A. Wilson 1-2, R. Tannehill 1-0.
New England: S. Michel 25-112-1, J. White 8-44-1, K. Barner 3-11, C. Patterson 1-11, B. Hoyer 3-(-3).

**PASSING (A-C-Y-TD-I):**
Miami: R. Tannehill 20-11-100-0-1, B. Osweiler 5-4-35-1-0.
New England: T. Brady 35-23-274-3-2.

**RECEIVING (Rec-Yds-TD):**
Miami: A. Wilson 4-19, K. Stills 3-40, D. Amendola 2-21, J. Grant 2-17, F. Gore 2-16, K. Drake 1-13, M. Gesicki 1-9.
New England: J. White 8-68-1, P. Dorsett 4-55-1, R. Gronkowski 4-44, C. Patterson 3-54-1, J. Gordon 2-32, C. Hogan 1-25, D. Allen 1-(-4).

**SACKS (Sk-Yds):**
Miami: None.
New England: J. Simon 1-10, A. Butler 1-9.

**INTERCEPTIONS (Int-Yds):**
Miami: M. Fitzpatrick 1-14, B. McCain 1-0.
New England: J. Jackson 1-0.

**FORCED FUMBLES:**
Miami: None.
New England: None.

**FUMBLE RECOVERIES (No-Yds):**
Miami: None.
New England: K. Van Noy 1-0.

| TEAM STATS | MIA | NE |
|---|---|---|
| **FIRST DOWNS** | **11** | **26** |
| Rushing | 1 | 10 |
| Passing | 8 | 13 |
| Penalty | 2 | 3 |
| **3RD-DOWN EFFICIENCY** | **3 FOR 11** | **10 FOR 15** |
| **4TH-DOWN EFFICIENCY** | **1 FOR 1** | **0 FOR 0** |
| **TOTAL NET YARDS** | **172** | **449** |
| **TOTAL NET PLAYS** | **45** | **75** |
| Average Gain | 3.8 | 6.0 |
| **NET YARDS RUSHING** | **56** | **175** |
| Rushes | 18 | 40 |
| Yards per Rush | 3.1 | 4.4 |
| **NET YARDS PASSING** | **116** | **274** |
| Completed - Attempted | 15-25 | 23-35 |
| Yards per Pass Play | 4.3 | 7.8 |
| Sacked - Yards Lost | 2-19 | 0-0 |
| Had Intercepted | 1 | 2 |
| **PUNTS - AVERAGE** | **7-293-41.9** | **2-80-40.0** |
| **RETURN YARDAGE** | **78** | **45** |
| Punts - Return Yards | 2-23 | 5-45 |
| Kickoffs - Return Yards | 2-41 | 0-0 |
| Interceptions - Return Yards | 2-14 | 1-0 |
| **PENALTIES - YARDS** | **10-89** | **6-57** |
| **FUMBLES - LOST** | **1-1** | **0-0** |
| **RED-ZONE EFFICIENCY** | **1 FOR 1** | **3 FOR 4** |
| **GOAL-TO-GO EFFICIENCY** | **0 FOR 0** | **2 FOR 3** |
| **TIME OF POSSESSION** | **23:38** | **36:22** |

# WEEK 5

OCT. 7, 2018 | CINCINNATI, OHIO
PAUL BROWN STADIUM
ATTENDANCE: 52,708 | TV: CBS

## MIAMI 17 | CINCINNATI 27

### SCORING SUMMARY

| | 1 | 2 | 3 | 4 | F |
|---|---|---|---|---|---|
| Miami | 0 | 14 | 3 | 0 | 17 |
| Cincinnati | 0 | 0 | 3 | 24 | 27 |

The Dolphins played inspired football for three quarters despite being short-handed, but they couldn't hold off the Cincinnati Bengals.

Cincinnati scored 24 unanswered points in the fourth quarter to defeat the Dolphins 27-17 at Paul Brown Stadium.

Randy Bullock kicked a 20-yard field goal with 3:30 remaining to give Cincinnati the lead before rookie defensive end Sam Hubbard scored on a 19-yard fumble return, the second touchdown by a Bengals defensive lineman in that forgettable fourth quarter.

The Dolphins led 17-0 in the third quarter and took a 17-3 lead into the fourth.

They built their lead thanks to a 28-yard touchdown pass from Ryan Tannehill to running back Kenyan Drake and a 71-yard punt return by Jakeem Grant, who became the first player in franchise history with a punt return and a kickoff for touchdowns in the same season.

Grant was sidelined for a period of time in the first half after being injured on the opening kickoff, but he didn't show any ill effects on his punt return when he cut to the right and tightroped the right sideline after getting around the Cincinnati coverage team. Grant initially was ruled out of bounds at the 2-yard line, but the call was corrected after a replay review.

The Dolphins led 14-0 at the half, thanks mostly to some big plays on special teams and a key interception.

With the Dolphins leading 7-0, Vincent Taylor blocked a 37-yard field goal attempt to preserve that margin.

The Dolphins turned back a Cincinnati scoring threat on the Bengals' first possession when safety Reshad Jones, back in the lineup after missing two games, got his hand on a pass intended for A.J. Green and linebacker Kiko Alonso picked off the deflection.

It was the 10th interception of the season for the Dolphins, who had nine all of 2017.

The Dolphins opened the scoring with an impressive 11-play, 95-yard drive that ended with Tannehill's touchdown pass to Drake. The Dolphins converted two third-down situations on the drive and also overcame a first-and-20 situation.

The big plays on defense weren't limited to Alonso's interception, however, because defensive ends Cameron Malveaux and Robert Quinn, defensive tackle Davon Godchaux and rookie safety Minkah Fitzpatrick all had tackles for loss. Fitzpatrick's tackle of Tyler Boyd on a wide receiver screen on third-and-2 from the Cincinnati 25-yard line forced the punt that Grant returned for a touchdown.

### SCORING DRIVES

| TEAM | QTR | TIME | PLAY (EXTRA POINT) (DRIVE INFO) | MIA | CIN |
|---|---|---|---|---|---|
| Dolphins | 2 | 7:22 | K.Drake 22 yd. pass from R.Tannehill (J.Sanders kick) (11-95, 6:08) | 7 | 0 |
| Dolphins | 2 | 0:23 | J.Grant 71 yd. punt return (J.Sanders kick) | 14 | 0 |
| Dolphins | 3 | 9:25 | J.Sanders 42 yd. Field Goal (6-28, 3:25) | 17 | 0 |
| Bengals | 3 | 5:07 | R.Bullock 51 yd. Field Goal (8-42, 4:18) | 17 | 3 |
| Bengals | 4 | 14:54 | J.Mixon 18 yd. pass from A.Dalton (R.Bullock kick) (8-71, 3:30) | 17 | 10 |
| Bengals | 4 | 11:43 | M.Johnson 22 yd. interception return (R.Bullock kick) | 17 | 17 |
| Bengals | 4 | 3:30 | R.Bullock 20 yd. Field Goal (9-62, 4:00) | 17 | 20 |
| Bengals | 4 | 2:37 | S.Hubbard 19 yd. fumble return (R.Bullock kick) | 17 | 27 |

### GAME STATISTICS

**RUSHING (Att-Yds-TD):**
Miami: F. Gore 12-63, K. Drake 6-46, R. Tannehill 3-17, K. Ballage 1-2.
Cincinnati: J. Mixon 22-93, A. Dalton 4-10.

**PASSING (A-C-Y-TD-I):**
Miami: R. Tannehill 35-20-185-1-2.
Cincinnati: A. Dalton 30-20-248-1-1.

**RECEIVING (Rec-Yds-TD):**
Miami: K. Drake 7-69-1, A. Wilson 5-43, D. Amendola 3-30, M. Gesicki 3-26, K. Stills 2-17.
Cincinnati: A. Green 6-112, T. Boyd 4-44, A. Erickson 3-24, J. Mixon 3-22-1, C. Uzomah 2-43, M. Walton 2-3.

**SACKS (Sk-Yds):**
Miami: J. Baker 2-19.
Cincinnati: G. Atkins 2-16, C. Dunlap 1-0.

**INTERCEPTIONS (Int-Yds):**
Miami: K. Alonso 1-15.
Cincinnati: M. Johnson 1-22-1, J. Bates 1-0.

**FORCED FUMBLES:**
Miami: None.
Cincinnati: C. Dunlap 1.

**FUMBLE RECOVERIES (No-Yds):**
Miami: None.
Cincinnati: S. Hubbard 1-19-1.

| TEAM STATS | MIA | CIN |
|---|---|---|
| **FIRST DOWNS** | **17** | **17** |
| Rushing | 5 | 3 |
| Passing | 10 | 12 |
| Penalty | 2 | 2 |
| **3RD-DOWN EFFICIENCY** | **4 FOR 13** | **2 FOR 11** |
| **4TH-DOWN EFFICIENCY** | **1 FOR 1** | **0 FOR 0** |
| **TOTAL NET YARDS** | **297** | **332** |
| **TOTAL NET PLAYS** | **60** | **58** |
| Average Gain | 5.0 | 5.7 |
| **NET YARDS RUSHING** | **128** | **103** |
| Rushes | 22 | 26 |
| Yards per Rush | 5.8 | 4.0 |
| **NET YARDS PASSING** | **169** | **229** |
| Completed - Attempted | 20-35 | 20-30 |
| Yards per Pass Play | 4.4 | 7.2 |
| Sacked - Yards Lost | 3-16 | 2-19 |
| Had Intercepted | 2 | 1 |
| **PUNTS - AVERAGE** | **5-209-41.8** | **4-173-43.3** |
| **RETURN YARDAGE** | **189** | **41** |
| Punts - Return Yards | 3-85 | 2-19 |
| Kickoffs - Return Yards | 3-89 | 0-0 |
| Interceptions - Return Yards | 1-15 | 2-22 |
| **PENALTIES - YARDS** | **9-85** | **6-47** |
| **FUMBLES - LOST** | **1-1** | **0-0** |
| **RED-ZONE EFFICIENCY** | **0 FOR 0** | **1 FOR 4** |
| **GOAL-TO-GO EFFICIENCY** | **0 FOR 0** | **0 FOR 1** |
| **TIME OF POSSESSION** | **29:25** | **30:35** |

# WEEK 6

OCT. 14, 2018 | MIAMI GARDENS, FLA.
HARD ROCK STADIUM
ATTENDANCE: 65,791 | TV: FOX

## CHICAGO 28 | MIAMI 31

## SCORING SUMMARY

| | 1 | 2 | 3 | 4 | OT | F |
|---|---|---|---|---|---|---|
| Chicago | 0 | 0 | 21 | 7 | 0 | 28 |
| Miami | 7 | 0 | 6 | 15 | 3 | 31 |

The Dolphins overcame adversity Sunday when they pulled out a heart-stopping victory at Hard Rock Stadium.

Jason Sanders kicked a 47-yard field goal as time expired in overtime to give the Dolphins a 31-28 victory against the Chicago Bears.

The kick capped a wild overtime, which came after a wild second half.

The Dolphins appeared headed for victory on the opening possession of overtime before Kenyan Drake fumbled into the end zone with a clear path to a game-winning touchdown. Chicago then drove into field goal position, but former Dolphins kicker Cody Parkey was wide right on a 53-yard attempt.

Drake did the bulk of the work on the game-winning drive, starting it with a 4-yard run and then adding a 15-yard reception to move the ball to the Bears 38-yard line.

The Dolphins put up big numbers against the No. 1 defense in the NFL, finishing with 541 total yards. Quarterback Brock Osweiler, starting in place of injured starter Ryan Tannehill, threw for a career-high 380 yards; running back Frank Gore rushed for 101 yards; and wide receiver Albert Wilson had 155 receiving yards, including touchdowns of 43 and 75 yards in the fourth quarter.

This was the first time the Dolphins had a 300-yard passer, a 100-yard rusher and a 100-yard receiver since 1991 when Dan Marino (307), Mark Higgs (131) and Tony Martin (106) did it in a 33-14 victory against the Tampa Bay Buccaneers.

The Dolphins and Bears combined for 49 points in the second half after Miami went into halftime with a 7-0 lead.

Osweiler passed for three touchdowns, the first a 5-yard connection with tight end Nick O'Leary for the only score of the first half.

Sanders made three field goals, including kicks of 50 and 25 yards in the third quarter.

The Dolphins defense gave up big plays, but also came up with three takeaways. Linebacker Kiko Alonso recovered a fumble and forced another that was recovered by cornerback Xavien Howard, and safety T.J. McDonald had an interception.

Alonso's fumble recovery and McDonald came near or inside the Dolphins end zone and kept points off the boards.

## SCORING DRIVES

| TEAM | QTR | TIME | PLAY (EXTRA POINT) (DRIVE INFO) | CHI | MIA |
|---|---|---|---|---|---|
| Dolphins | 1 | 8:38 | N.O'Leary 5 yd. pass from B.Osweiler (J.Sanders kick) (7-54, 3:39) | 0 | 7 |
| Bears | 3 | 13:23 | T.Burton 9 yd. pass from M.Trubisky (C.Parkey kick) (3-75, 1:37) | 7 | 7 |
| Bears | 3 | 11:28 | A.Robinson II 12 yd. pass from M.Trubisky (C.Parkey kick) (1-12, 0:05) | 14 | 7 |
| Dolphins | 3 | 7:50 | J.Sanders 50 yd. Field Goal (8-43, 3:38) | 14 | 10 |
| Bears | 3 | 6:50 | T.Cohen 21 yd. run (C.Parkey kick) (3-75, 1:00) | 21 | 10 |
| Dolphins | 3 | 0:25 | J.Sanders 25 yd. Field Goal (11-68, 6:25) | 21 | 13 |
| Dolphins | 4 | 9:08 | A.Wilson 43 yd. pass from B.Osweiler (B.Osweiler-K.Stills pass) (6-80, 3:05) | 21 | 21 |
| Bears | 4 | 3:17 | A.Miller 29 yd. pass from M.Trubisky (C.Parkey kick) (11-75, 5:51) | 28 | 21 |
| Dolphins | 4 | 3:01 | A.Wilson 75 yd. pass from B.Osweiler (J.Sanders kick) (1-75, 0:16) | 28 | 28 |
| Dolphins | OT | 0:00 | J.Sanders 47 yd. Field Goal (6-28, 1:55) | 28 | 31 |

## GAME STATISTICS

**RUSHING (Att-Yds-TD):**
Chicago: J. Howard 14-69, M. Trubisky 8-47-1, T. Cohen 5-31-1, T. Gabriel 1-9, B. Cunningham 3-8.
Miami: F. Gore 15-101, K. Drake 13-57, B. Osweiler 2-8, A. Wilson 1-(-5).

**PASSING (A-C-Y-TD-I):**
Chicago: M. Trubisky 31-22-316-3-1.
Miami: B. Osweiler 44-28-380-3-2.

**RECEIVING (Rec-Yds-TD):**
Chicago: T. Cohen 7-90, T. Gabriel 5-110, A. Robinson II 5-64-1, T. Burton 4-23-1, A. Miller 1-29-1.
Miami: D. Amendola 8-59, A. Wilson 6-155-2, N. O'Leary 4-49-1, K. Drake 4-21, J. Grant 3-32, K. Stills 1-35, F. Gore 1-18, M. Gesicki 1-11.

**SACKS (Sk-Yds):**
Miami: J. Baker 2-19.
Cincinnati: G. Atkins 2-16, C. Dunlap 1-0.

**INTERCEPTIONS (Int-Yds):**
Chicago: K. Fuller 2-35.
Miami: T. McDonald 1-0.

**FORCED FUMBLES:**
Chicago: A. Hicks 1.
Miami: K. Alonso 1, R. Quinn 1.

**FUMBLE RECOVERIES (No-Yds):**
Chicago: E. Goldman 1-0.
Miami: K. Alonso 1-0, X. Howard 1-0

| TEAM STATS | CHI | MIA |
|---|---|---|
| **FIRST DOWNS** | **23** | **23** |
| Rushing | 8 | 6 |
| Passing | 11 | 15 |
| Penalty | 4 | 2 |
| **3RD-DOWN EFFICIENCY** | **8 FOR 12** | **8 FOR 17** |
| **4TH-DOWN EFFICIENCY** | **0 FOR 1** | **0 FOR 0** |
| **TOTAL NET YARDS** | **467** | **541** |
| **TOTAL NET PLAYS** | **64** | **75** |
| Average Gain | 7.3 | 7.2 |
| **NET YARDS RUSHING** | **164** | **161** |
| Rushes | 31 | 31 |
| Yards per Rush | 5.3 | 5.2 |
| **NET YARDS PASSING** | **303** | **380** |
| Completed - Attempted | 22-31 | 28-44 |
| Yards per Pass Play | 9.2 | 8.6 |
| Sacked - Yards Lost | 2-13 | 0-0 |
| Had Intercepted | 1 | 2 |
| **PUNTS - AVERAGE** | **2-79-39.5** | **4-162-40.5** |
| **RETURN YARDAGE** | **56** | **0** |
| Punts - Return Yards | 1-5 | 0-0 |
| Kickoffs - Return Yards | 1-16 | 0-0 |
| Interceptions - Return Yards | 2-35 | 1-0 |
| **PENALTIES - YARDS** | **6-58** | **7-67** |
| **FUMBLES - LOST** | **2-2** | **1-1** |
| **RED-ZONE EFFICIENCY** | **2 FOR 4** | **1 FOR 3** |
| **GOAL-TO-GO EFFICIENCY** | **0 FOR 2** | **1 FOR 2** |
| **TIME OF POSSESSION** | **33:25** | **36:35** |

# WEEK 7

**OCT. 21, 2018 | MIAMI GARDENS, FLA.**
**HARD ROCK STADIUM**
**ATTENDANCE: 65,265 | TV: FOX**

## DETROIT 32 | MIAMI 21

## SCORING SUMMARY

| | 1 | 2 | 3 | 4 | F |
|---|---|---|---|---|---|
| Detroit | 7 | 10 | 9 | 6 | 32 |
| Miami | 0 | 7 | 7 | 7 | 21 |

The Dolphins kept fighting back after falling behind the Detroit Lions, but they couldn't quite complete the comeback at Hard Rock Stadium.

Quarterback Brock Osweiler, making his second start in place of the injured Ryan Tannehill, passed for 195 yards and two touchdowns, and Kenyan Drake had a 54-yard scoring run in a 32-21 loss against the Detroit Lions.

Osweiler's touchdown passes went to Kenny Stills (5 yards) and Danny Amendola (24 yards), the second coming with exactly 6 minutes left in the fourth quarter.

Drake's touchdown was the longest run of the season for the Dolphins, topping a 32-yard run by Frank Gore against the Chicago Bears last Sunday.

Matthew Stafford threw two touchdown passes, both to tight end Michael Roberts, and LeGarrette Blount had a rushing touchdown for the Lions. Matt Prater kicked four field goals, including a 50-yarder right after the two-minute warning that all but clinched the victory for Detroit.

The Dolphins' last hopes disappeared when Jason Sanders was wide left on a 46-yard field goal attempt with 48 seconds remaining.

It was a difficult afternoon for the Dolphins defense, which gave up 250 rushing yards and failed to come up with a takeaway for the first time this season.

Rookie running back Kerryon Johnson had a 24-yard run on the Lions' first offensive snap and later had a 71-yard run, which was the longest against the Dolphins since 2005. Johnson finished with 158 rushing yards.

The Dolphins never led in the game and trailed 17-7 at halftime and 26-14 after the third quarter.

After the Dolphins went three-and-out on the opening possession of the game, the Lions marched 64 yards in six plays to take a 7-0 lead on Stafford's 15-yard touchdown pass to Roberts.

Johnson's 71-yard run set up a field goal that increased the Detroit lead to 10-0 before the Dolphins responded with a touchdown drive to cut their deficit to three points.

The drive featured a 25-yard completion to Albert Wilson and a 27-yard pass to rookie tight end Mike Gesicki on a third-and-1 before ending with Osweiler's TD pass to Stills in the back of the end zone on third-and-goal.

## SCORING DRIVES

| TEAM | QTR | TIME | PLAY (EXTRA POINT) (DRIVE INFO) | DET | MIA |
|---|---|---|---|---|---|
| Lions | 1 | 9:12 | M.Roberts 15 yd. pass from M.Stafford (M.Prater kick) (6-64, 3:36) | 7 | 0 |
| Lions | 2 | 12:34 | M.Prater 29 yd. Field Goal (6-85, 2:38) | 10 | 0 |
| Dolphins | 2 | 7:33 | K.Stills 5 yd. pass from B.Osweiler (J.Sanders kick) (11-77, 5:01) | 10 | 7 |
| Lions | 2 | 1:02 | L.Blount 2 yd. run (M.Prater kick) (12-75, 6:31) | 17 | 7 |
| Lions | 3 | 8:32 | M.Prater 28 yd. Field Goal (12-65, 6:28) | 20 | 7 |
| Dolphins | 3 | 7:06 | K.Drake 54 yd. run (J.Sanders kick) (5-75, 1:26) | 20 | 14 |
| Lions | 3 | 3:16 | M.Roberts 4 yd. pass from M.Stafford (run failed) (6-75, 3:50) | 26 | 14 |
| Lions | 4 | 10:04 | M.Prater 35 yd. Field Goal (7-63, 3:59) | 29 | 14 |
| Dolphins | 4 | 6:00 | D.Amendola 24 yd. pass from B.Osweiler (J.Sanders kick) (10-75, 4:04) | 29 | 21 |
| Lions | 4 | 1:55 | M.Prater 50 yd. Field Goal (8-44, 4:05) | 32 | 21 |

## GAME STATISTICS

**RUSHING (Att-Yds-TD):**
Detroit: K. Johnson 19-158, L. Blount 10-50-1, G. Tate 1-30, M. Stafford 4-9, A. Abdullah 1-1.
Miami: K. Drake 6-72-1, F. Gore 10-29, A. Wilson 2-4, B. Osweiler 1-2.

**PASSING (A-C-Y-TD-I):**
Detroit: M. Stafford 22-18-217-2-0.
Miami: B. Osweiler 31-22-239-2-0.

**RECEIVING (Rec-Yds-TD):**
Detroit: G. Tate 4-36, M. Roberts 3-48-2, M. Jones 3-29, K. Golladay 2-37, K. Johnson 2-21, L. Willson 2-8, T. Jones 1-26, A. Abdullah 1-12.
Miami: D. Amendola 6-84-1, K. Drake 4-15, M. Gesicki 3-44, A. Wilson 3-32, J. Grant 2-32, N. O'Leary 2-23, K. Stills 1-5-1, F. Gore 1-4.

**SACKS (Sk-Yds):**
Detroit: R. Jean Francois 2-14, R. Okwara 1-8, J. Davis 1-2.
Miami: A. Branch 1-8.

**INTERCEPTIONS (Int-Yds):**
Detroit: None.
Miami: None.

**FORCED FUMBLES:**
Detroit: None.
Miami: A. Branch 1, R. McMillan 1.

**FUMBLE RECOVERIES (No-Yds):**
Detroit: None.
Miami: None.

| TEAM STATS | DET | MIA |
|---|---|---|
| **FIRST DOWNS** | **24** | **19** |
| Rushing | 12 | 4 |
| Passing | 10 | 12 |
| Penalty | 2 | 3 |
| **3RD-DOWN EFFICIENCY** | **2 FOR 8** | **6 FOR 11** |
| **4TH-DOWN EFFICIENCY** | **1 FOR 1** | **0 FOR 0** |
| **TOTAL NET YARDS** | **457** | **322** |
| **TOTAL NET PLAYS** | **58** | **54** |
| Average Gain | 7.9 | 6.0 |
| **NET YARDS RUSHING** | **248** | **107** |
| Rushes | 35 | 19 |
| Yards per Rush | 7.1 | 5.6 |
| **NET YARDS PASSING** | **209** | **215** |
| Completed - Attempted | 18-22 | 22-31 |
| Yards per Pass Play | 9.1 | 6.1 |
| Sacked - Yards Lost | 1-8 | 4-24 |
| Had Intercepted | 0 | 0 |
| **PUNTS - AVERAGE** | **1-61-61.0** | **4-182-45.5** |
| **RETURN YARDAGE** | **15** | **93** |
| Punts - Return Yards | 2-15 | 1-19 |
| Kickoffs - Return Yards | 0-0 | 3-74 |
| Interceptions - Return Yards | 0-0 | 0-0 |
| **PENALTIES - YARDS** | **6-43** | **4-50** |
| **FUMBLES - LOST** | **2-0** | **0-0** |
| **RED-ZONE EFFICIENCY** | **3 FOR 6** | **1 FOR 1** |
| **GOAL-TO-GO EFFICIENCY** | **2 FOR 3** | **1 FOR 1** |
| **TIME OF POSSESSION** | **33:39** | **26:21** |

# WEEK 8

OCT. 25, 2018 | HOUSTON, TEXAS
NRG STADIUM
ATTENDANCE: 71,726
TV: FOX/NFL NETWORK/AMAZON

## MIAMI 23 | HOUSTON 42

## SCORING SUMMARY

| | 1 | 2 | 3 | 4 | F |
|---|---|---|---|---|---|
| Miami | 7 | 3 | 10 | 3 | 23 |
| Houston | 7 | 7 | 14 | 14 | 42 |

The Dolphins had some memorable offensive plays Thursday night, but the Houston Texans simply had more.

Wide receiver DeVante Parker had a career-high 134 receiving yards, Kenyan Drake had two touchdowns, and wide receiver Danny Amendola threw a touchdown pass, but it wasn't enough for the Dolphins to prevent a 42-23 loss at NRG Stadium.

Rookie kicker Jason Sanders accounted for the rest of the Dolphins scoring with three field goals, from 37, 41 and 46 yards.

Houston quarterback DeShaun Watson threw five touchdown passes, including two to rookie tight end Jordan Thomas and two to wide receiver DeAndre Hopkins. One of those was a 48-yard connection, and the other touchdown pass was a 73-yard hook-up with Will Fuller.

Former Dolphins running back Lamar Miller rushed for 133 yards, including a 58-yard run early in the third quarter.

The game featured some highlight-reel plays, including a 46-yard reception by Parker on a pass that was momentarily caught by Jakeem Grant, knocked loose and then bounced off a Texans defender's helmet. There also was a circus one-handed catch by Hopkins that was nullified by offsetting penalties.

Most of all, there was disappointment for the Dolphins.

In addition to the two long pass plays, the Dolphins also gave up 188 rushing yards.

The Dolphins entered the second half trailing 14-10, but were outscored 28-13 in the final two quarters.

The deficit quickly grew to 21-10 after the 58-yard run by Miller. That set up Watson's second touchdown pass to Thomas, which came on a fourth-and-goal from the 2-yard line.

Amendola's touchdown pass cut the deficit to 21-17 and made the Dolphins the first team in NFL history to have two wide receivers with TD passes in the same season. Albert Wilson was the first to do it when he connected with Grant against the Oakland Raiders in Week 3.

Houston answered Amendola's touchdown pass just two plays later when Watson connected with Fuller on the long touchdown pass.

The Dolphins cut their deficit to 28-20 late in the third quarter when Sanders kicked a 41-yard field goal.

## SCORING DRIVES

| TEAM | QTR | TIME | PLAY (EXTRA POINT) (DRIVE INFO) | MIA | HOU |
|---|---|---|---|---|---|
| Dolphins | 1 | 4:58 | K.Drake 12 yd. run (J.Sanders kick) (9-69, 4:32) | 7 | 0 |
| Texans | 1 | 0:31 | L.Miller 2 yd. run (K.Fairbairn kick) (9-75, 4:27) | 7 | 7 |
| Texans | 2 | 14:14 | J.Thomas 13 yd. pass from D.Watson (K.Fairbairn kick) (2-16, 0:36) | 7 | 14 |
| Dolphins | 2 | 2:57 | J.Sanders 37 yd. Field Goal (10-61, 4:32) | 10 | 14 |
| Texans | 3 | 11:34 | J.Thomas 2 yd. pass from D.Watson (K.Fairbairn kick) (6-75, 3:26) | 10 | 21 |
| Dolphins | 3 | 4:55 | K.Drake 28 yd. pass from D.Amendola (J.Sanders kick) (4-51, 1:46) | 17 | 21 |
| Texans | 3 | 4:21 | W.Fuller 73 yd. pass from D.Watson (K.Fairbairn kick) (2-75, 0:34) | 17 | 28 |
| Dolphins | 3 | 0:36 | J.Sanders 41 yd. Field Goal (7-52, 3:45) | 20 | 28 |
| Texans | 4 | 14:49 | D.Hopkins 49 yd. pass from D.Watson (K.Fairbairn kick) (2-49, 0:47) | 20 | 35 |
| Dolphins | 4 | 11:26 | J.Sanders 46 yd. Field Goal (7-46, 3:23) | 23 | 35 |
| Texans | 4 | 7:34 | D.Hopkins 2 yd. pass from D.Watson (K.Fairbairn kick) (6-75, 3:52) | 23 | 42 |

## GAME STATISTICS

**RUSHING (Att-Yds-TD):**
Miami: K. Drake 12-58-1, F. Gore 12-53, K. Ballage 1-5.
Houston: L. Miller 18-133-1, A. Blue 15-42, D. Watson 1-14, B. Weeden 1-(-1).

**PASSING (A-C-Y-TD-I):**
Miami: B. Osweiler 37-21-241-0-1, D. Amendola 1-1-28-1-0.
Houston: D. Watson 20-16-239-5-0.

**RECEIVING (Rec-Yds-TD):**
Miami: D. Parker 6-134, D. Amendola 5-43, J. Grant 4-36, M. Gesicki 4-14, K. Drake 2-37-1, F. Gore 1-5.
Houston: D. Hopkins 6-82-2, W. Fuller 5-124-1, J. Thomas 4-29-2, T. Ervin 1-4.

**SACKS (Sk-Yds):**
Miami: None.
Houston: T. Mathieu 1-9, J. Watt 1-6.

**INTERCEPTIONS (Int-Yds):**
Miami: None.
Houston: J. Reid 1-21.

**FORCED FUMBLES:**
Miami: None.
Houston: None.

**FUMBLE RECOVERIES (No-Yds):**
Miami: None.
Houston: None.

| TEAM STATS | MIA | HOU |
|---|---|---|
| **FIRST DOWNS** | **18** | **17** |
| Rushing | 6 | 8 |
| Passing | 11 | 8 |
| Penalty | 1 | 1 |
| **3RD-DOWN EFFICIENCY** | **4 FOR 13** | **6 FOR 12** |
| **4TH-DOWN EFFICIENCY** | **0 FOR 1** | **1 FOR 1** |
| **TOTAL NET YARDS** | **370** | **427** |
| **TOTAL NET PLAYS** | **65** | **55** |
| Average Gain | 5.7 | 7.8 |
| **NET YARDS RUSHING** | **116** | **188** |
| Rushes | 25 | 35 |
| Yards per Rush | 4.6 | 5.4 |
| **NET YARDS PASSING** | **254** | **239** |
| Completed - Attempted | 22-38 | 16-20 |
| Yards per Pass Play | 6.4 | 12.0 |
| Sacked - Yards Lost | 2-15 | 0-0 |
| Had Intercepted | 1 | 0 |
| **PUNTS - AVERAGE** | **4-188-47.0** | **5-211-42.2** |
| **RETURN YARDAGE** | **109** | **34** |
| Punts - Return Yards | 2-29 | 1-13 |
| Kickoffs - Return Yards | 3-80 | 0-0 |
| Interceptions - Return Yards | 0-0 | 1-21 |
| **PENALTIES - YARDS** | **5-63** | **8-57** |
| **FUMBLES - LOST** | **0-0** | **0-0** |
| **RED-ZONE EFFICIENCY** | **1 FOR 2** | **4 FOR 4** |
| **GOAL-TO-GO EFFICIENCY** | **0 FOR 0** | **3 FOR 3** |
| **TIME OF POSSESSION** | **31:09** | **28:51** |

# WEEK 9

NOV. 4, 2018 | MIAMI GARDENS, FLA.
HARD ROCK STADIUM
ATTENDANCE: 65,533 | TV: CBS

| N.Y. JETS 6 | MIAMI 13 |
|---|---|

## SCORING SUMMARY

| | 1 | 2 | 3 | 4 | F |
|---|---|---|---|---|---|
| N.Y. Jets | 0 | 3 | 0 | 3 | 6 |
| Miami | 0 | 6 | 0 | 7 | 13 |

The Dolphins defense bounced back in a big way.

Linebacker Jerome Baker had a pick-six, one of four interceptions for the defense, and Cameron Wake and Akeem Spence each had two sacks in a 13-6 victory at Hard Rock Stadium.

Baker's touchdown with 10:48 left in the fourth quarter gave the Dolphins a 13-3 lead. The Jets moved back within a touchdown with a 56-yard field goal by Jason Myers.

After the Jets moved closer with a 56-yard field goal by Jason Myers, the Dolphins clinched their victory with interceptions by safeties T.J. McDonald and Walt Aikens. In the first half against the Jets, linebacker Kiko Alonso had his third interception of the season, moving within one of the team single-season record for linebacker, which was set by John Bramlett in 1967.

Baker became the first Dolphins rookie since 2009 to return an interception for a touchdown. Cornerback Vontae Davis did it back then against Buffalo.

Wake's two sacks gave him 17 multi-sack games in his brilliant career.

In this defensive struggle, there weren't many offensive highlights, though running back Frank Gore continued his climb on the NFL's all-time charts. With a 7-yard run in the third quarter, Gore passed Barry Sanders to move into sixth place for most yards from scrimmage.

The Dolphins led 6-3 at halftime after a defensive battle that saw the teams combine to go 0-for-10 on third-down conversions before the Dolphins converted in the second quarter.

Head Coach Adam Gase was aggressive, going for it twice on fourth down in the first half with the Dolphins converting both times.

The Dolphins advanced into Jets territory on the opening possession of the game after a 25-yard completion from Brock Osweiler to Danny Amendola on the first snap, but the drive ended with a sack on third down.

The Dolphins opened the scoring early in the second quarter on Jason Sanders' 43-yard field goal, which was set up by Alonso's interception that was accompanied by a personal foul penalty on the Jets.

The Dolphins added to their lead with Sanders' second field goal with 1:11 left in the half that culminated a 14-play, 51-yard drive. The big play in the drive was Osweiler's 7-yard pass to Kenyan Drake on fourth-and-3 from the Jets 38-yard line. That was followed shortly thereafter by a 16-yard completion to Jakeem Grant on third-and-12 from the Jets 33.

The Jets cut into the Dolphins lead by marching 45 yards in 51 seconds to get a 48-yard field goal by Myers with 20 seconds left. The big play in the drive was a 20-yard completion from Sam Darnold to running back Elijah McGuire.

Rookie first-round pick Minkah Fitzpatrick showed off his versatility by lining up at boundary cornerback and safety, as well as nickel corner.

Wide receiver Kenny Stills returned to action after missing the Thursday night game against the Houston Texans because of a groin injury.

## SCORING DRIVES

| TEAM | QTR | TIME | PLAY (EXTRA POINT) (DRIVE INFO) | NYJ | MIA |
|---|---|---|---|---|---|
| Dolphins | 2 | 12:39 | J.Sanders 43 yd. Field Goal (6-18, 3:15) | 0 | 3 |
| Dolphins | 2 | 1:11 | J.Sanders 27 yd. Field Goal (14-51, 6:03) | 0 | 6 |
| Jets | 2 | 0:20 | J.Myers 48 yd. Field Goal (7-45, 0:51) | 3 | 6 |
| Dolphins | 4 | 10:48 | J.Baker 25 yd. interception return (J.Sanders kick) | 3 | 13 |
| Jets | 4 | 5:57 | J.Myers 56 yd. Field Goal (9-37, 4:51) | 6 | 13 |

## GAME STATISTICS

**RUSHING (Att-Yds-TD):**
N.Y. Jets: I. Crowell 13-49, E. McGuire 7-30, R. Anderson 1-1.
Miami: F. Gore 20-53, K. Drake 3-9, B. Osweiler 3-4, K. Ballage 1-(-2).

**PASSING (A-C-Y-TD-I):**
N.Y. Jets: S. Darnold 39-21-229-0-4.
Miami: B. Osweiler 24-15-139-0-0.

**RECEIVING (Rec-Yds-TD):**
N.Y. Jets: C. Herndon 4-62, R. Anderson 4-32, Q. Enunwa 3-40, E. McGuire 3-37, J. Kearse 3-20, T. Cannon 1-15, I. Crowell 1-11, E. Tomlinson 1-6, J. Leggett 1-6.
Miami: D. Amendola 5-47, K. Drake 4-26, K. Ballage 2-17, K. Stills 1-19, J. Grant 1-16, D. Parker 1-8, F. Gore 1-6.

**SACKS (Sk-Yds):**
N.Y. Jets: J. Jenkins 2-19, A. Williamson 1-8, J. Attaochu 1-8.
Miami: C. Wake 2-17, A. Spence 2-10.

**INTERCEPTIONS (Int-Yds):**
N.Y. Jets: None.
Miami: J. Baker 1-25-1, K. Alonso 1-14, T. McDonald 1-10, W. Aikens 1-0.

**FORCED FUMBLES:**
N.Y. Jets: None.
Miami: None.

**FUMBLE RECOVERIES (No-Yds):**
N.Y. Jets: None.
Miami: None.

| TEAM STATS | NYJ | MIA |
|---|---|---|
| **FIRST DOWNS** | **15** | **7** |
| Rushing | 5 | 1 |
| Passing | 8 | 6 |
| Penalty | 2 | 0 |
| **3RD-DOWN EFFICIENCY** | **2 FOR 13** | **3 FOR 16** |
| **4TH-DOWN EFFICIENCY** | **0 FOR 2** | **2 FOR 2** |
| **TOTAL NET YARDS** | **282** | **168** |
| **TOTAL NET PLAYS** | **64** | **55** |
| Average Gain | 4.4 | 3.1 |
| **NET YARDS RUSHING** | **80** | **64** |
| Rushes | 21 | 27 |
| Yards per Rush | 3.8 | 2.4 |
| **NET YARDS PASSING** | **202** | **104** |
| Completed - Attempted | 21-39 | 15-24 |
| Yards per Pass Play | 4.7 | 3.7 |
| Sacked - Yards Lost | 4-27 | 4-35 |
| Had Intercepted | 4 | 0 |
| **PUNTS - AVERAGE** | **6-277-46.2** | **9-402-44.7** |
| **RETURN YARDAGE** | **17** | **110** |
| Punts - Return Yards | 2-17 | 3-37 |
| Kickoffs - Return Yards | 0-0 | 1-24 |
| Interceptions - Return Yards | 0-0 | 4-49 |
| **PENALTIES - YARDS** | **5-45** | **5-55** |
| **FUMBLES - LOST** | **0-0** | **0-0** |
| **RED-ZONE EFFICIENCY** | **0 FOR 0** | **0 FOR 1** |
| **GOAL-TO-GO EFFICIENCY** | **0 FOR 0** | **0 FOR 0** |
| **TIME OF POSSESSION** | **31:34** | **28:26** |

# WEEK 10

NOV. 11, 2018 | GREEN BAY, WIS.
LAMBEAU FIELD
ATTENDANCE: 78,076 | TV: CBS

## MIAMI 12 | GREEN BAY 31

### SCORING SUMMARY

| | 1 | 2 | 3 | 4 | F |
|---|---|---|---|---|---|
| Miami | 3 | 6 | 3 | 0 | 12 |
| Green Bay | 7 | 7 | 14 | 3 | 31 |

The Dolphins got a lot of big plays on special teams, but those weren't enough for them to pull out a victory at Lambeau Field on Sunday.

Kicker Jason Sanders tied the Dolphins rookie record with four field goals, Leonte Carroo recovered a fumble on a punt return and gained 14 yards on a run off a fake punt, and Brandon Bolden partially blocked a punt to highlight the day on special teams.

Unfortunately for the Dolphins, Aaron Rodgers threw two touchdown passes and Aaron Jones ran for two touchdowns to lead the Packers to 31-12 victory.

Sanders' field goals came from 35, 27, 47 and 40 yards and accounted for all the Dolphins scoring. He tied the rookie record first set by Dan Carpenter in 2008.

Frank Gore rushed for 90 yards on 13 attempts and had a 39-yard run in the first quarter. In the process, he set an NFL record with a 14th consecutive season with at least 500 rushing yards, breaking the tie he shared with Walter Payton and Emmitt Smith.

Robert Quinn had 1.5 sacks for the defense, which came up with a big fourth-down stop in the second quarter but failed to come up with a takeaway.

The game slipped away from the Dolphins in the second half when they were outscored 17-3, even though they became the first team this season to keep Green Bay from scoring on its first possession after halftime.

They cut the Packers lead to 14-12 after Bolden's partial block resulted in a 2-yard punt and gave them the ball at the Green Bay 28.

But Green Bay answered with a 60-yard touchdown drive after Sanders' kickoff went out of bounds, with Jones ending the drive with a 10-yard run. Cornerback Bashaud Breeland's interception of Brock Osweiler, making his fifth consecutive start in place of the injured Ryan Tannehill, set up Green Bay's final touchdown before Mason Crosby added a field goal in the fourth quarter.

Osweiler completed 23 of 37 passes for 213 yards with no touchdowns and the one interception. Danny Amendola had the most productive receiving day with seven catches for 72 yards.

### SCORING DRIVES

| TEAM | QTR | TIME | PLAY (EXTRA POINT) (DRIVE INFO) | MIA | GB |
|---|---|---|---|---|---|
| Packers | 1 | 6:07 | D.Adams 7 yd. pass from A.Rodgers (M.Crosby kick) (8-70, 4:54) | 0 | 7 |
| Dolphins | 1 | 1:18 | J.Sanders 37 yd. Field Goal (7-31, 3:20) | 3 | 7 |
| Packers | 2 | 14:53 | A.Jones 2 yd. run (M.Crosby kick) (3-71, 1:25) | 3 | 14 |
| Dolphins | 2 | 10:29 | J.Sanders 25 yd. Field Goal (10-78, 4:24) | 6 | 14 |
| Dolphins | 2 | 2:49 | J.Sanders 47 yd. Field Goal (5-16, 2:42) | 9 | 14 |
| Dolphins | 3 | 11:43 | J.Sanders 40 yd. Field Goal (4-6, 1:23) | 12 | 14 |
| Packers | 3 | 9:33 | A.Jones 10 yd. run (M.Crosby kick) (5-60, 2:10) | 12 | 21 |
| Packers | 3 | 7:25 | D.Adams 25 yd. pass from A.Rodgers (M.Crosby kick) (3-12, 1:27) | 12 | 28 |
| Packers | 4 | 8:53 | M.Crosby 38 yd. Field Goal (11-60, 5:58) | 12 | 31 |

### GAME STATISTICS

**RUSHING (Att-Yds-TD):**
Miami: F. Gore 13-90, K. Drake 8-27, L. Carroo 1-14, B. Osweiler 1-0.
Green Bay: A. Jones 15-145-2, R. Greene 1-26, A. Rodgers 6-21, J. Williams 3-3.

**PASSING (A-C-Y-TD-I):**
Miami: B. Osweiler 37-23-213-0-1.
Green Bay: A. Rodgers 28-19-199-2-0.

**RECEIVING (Rec-Yds-TD):**
Miami: D. Amendola 7-72, D. Parker 5-43, K. Stills 2-26, F. Gore 2-12, K. Drake 2-11, L. Carroo 1-20, A. Derby 1-13, K. Ballage 1-6, M. Gesicki 1-5, N. O'Leary 1-5.
Green Bay: M. Valdes-Scantling 6-44, D. Adams 4-57-2, A. Jones 3-27, L. Kendricks 2-24, E. St. Brown 2-3, M. Lewis 1-30, J. Graham 1-14.

**SACKS (Sk-Yds):**
Miami: R. Quinn 1.5-14, C. Wake 0.5-3.
Green Bay: R. Gilbert 1-12, R. Greene 1-12, K. Clark 1-9, K. Fackrell 1-8, D. Lowry 1-7, M. Adams 1-2.

**INTERCEPTIONS (Int-Yds):**
Miami: None.
Green Bay: B. Breeland 1-26.

**FORCED FUMBLES:**
Miami: A. Derby 1.
Green Bay: None.

**FUMBLE RECOVERIES (No-Yds):**
Miami: L. Carroo 1-0.
Green Bay: R. Gilbert 1-0.

| TEAM STATS | MIA | GB |
|---|---|---|
| **FIRST DOWNS** | **19** | **21** |
| Rushing | 6 | 10 |
| Passing | 11 | 11 |
| Penalty | 2 | 0 |
| **3RD-DOWN EFFICIENCY** | **4 FOR 14** | **4 FOR 10** |
| **4TH-DOWN EFFICIENCY** | **3 FOR 4** | **1 FOR 2** |
| **TOTAL NET YARDS** | **294** | **377** |
| **TOTAL NET PLAYS** | **66** | **55** |
| Average Gain | 4.5 | 6.9 |
| **NET YARDS RUSHING** | **131** | **195** |
| Rushes | 23 | 25 |
| Yards per Rush | 5.7 | 7.8 |
| **NET YARDS PASSING** | **163** | **182** |
| Completed - Attempted | 23-37 | 19-28 |
| Yards per Pass Play | 3.8 | 6.1 |
| Sacked - Yards Lost | 6-50 | 2-17 |
| Had Intercepted | 1 | 0 |
| **PUNTS - AVERAGE** | **2-77-38.5** | **2-37-18.5** |
| **RETURN YARDAGE** | **97** | **79** |
| Punts - Return Yards | 0-0 | 1-19 |
| Kickoffs - Return Yards | 5-97 | 2-34 |
| Interceptions - Return Yards | 0-0 | 1-26 |
| **PENALTIES - YARDS** | **3-10** | **6-45** |
| **FUMBLES - LOST** | **1-1** | **1-1** |
| **RED-ZONE EFFICIENCY** | **0 FOR 3** | **4 FOR 4** |
| **GOAL-TO-GO EFFICIENCY** | **0 FOR 1** | **3 FOR 3** |
| **TIME OF POSSESSION** | **32:03** | **27:57** |

# WEEK 12

NOV. 25, 2018 | INDIANAPOLIS, IND.
LUCAS OIL STADIUM
ATTENDANCE: 57,069 | TV: CBS

## MIAMI 24 | INDIANAPOLIS 27

## SCORING SUMMARY

| | 1 | 2 | 3 | 4 | F |
|---|---|---|---|---|---|
| Miami | 7 | 7 | 3 | 7 | 24 |
| Indianapolis | 7 | 7 | 0 | 13 | 27 |

The Dolphins used big plays to put themselves in position to win at Lucas Oil Stadium, but they couldn't hold a fourth-quarter lead and the result was a disappointing loss.

Adam Vinatieri kicked a 32-yard field goal on the final play of regulation to give the Indianapolis Colts a 27-24 victory after the Dolphins lead 24-14 early in the fourth quarter.

The winning score came after Andrew Luck threw a 34-yard pass to Chester Rogers on third-and-9 after escaping what appeared to be a certain sack.

The game marked the return to action for Ryan Tannehill, who hadn't played since Week 5 at Cincinnati, and the quarterback had a solid performance. Tannehill completed 17 of 25 passes for 204 yards and two touchdowns with no interceptions, good for a 119.4 passer rating. He also gained 14 yards on three rushing attempts.

Tannehill's touchdown passes went to Kenyan Drake for 32 yards in the first quarter and to wide receiver Leonte Carroo for 74 yards in the second quarter.

Drake also had a rushing touchdown and cornerback Xavien Howard had two interceptions. Defensive end Cameron Wake's sack in the third quarter ended a five-game streak for quarterback Andrew Luck not getting sacked.

Luck did manage to threw three touchdown passes, extending his streak with three or more TD passes to eight games. He connected twice with tight end Eric Ebron and once to fellow tight end Jack Doyle.

Drake scored on a 14-yard run early in the fourth quarter to give the Dolphins a 24-14 lead.

But Indianapolis came back with a 46-yard field goal by Vinatieri and a 12-yard touchdown pass to Ebron before the game-winning kick.

Rookie kicker Jason Sanders broke a 14-14 tie in the third quarter when he made a 29-yard field goal shortly after linebacker Kiko Alonso partially blocked an Indianapolis punt to give the Dolphins the ball at the Colts 42.

Vinatieri was short on a 53-yard attempt in the third quarter. The miss came right after Wake dropped Luck for a sack on a third-and-7 from the Dolphins 20-yard line.

## SCORING DRIVES

| TEAM | QTR | TIME | PLAY (EXTRA POINT) (DRIVE INFO) | MIA | IND |
|---|---|---|---|---|---|
| Dolphins | 1 | 12:22 | K.Drake 33 yd. pass from R.Tannehill (J.Sanders kick) (6-75, 2:38) | 7 | 0 |
| Colts | 1 | 9:37 | E.Ebron 14 yd. pass from A.Luck (A.Vinatieri kick) (5-75, 2:45) | 7 | 7 |
| Colts | 2 | 1:44 | J.Doyle 1 yd. pass from A.Luck (A.Vinatieri kick) (13-73, 5:49) | 7 | 14 |
| Dolphins | 2 | 1:00 | L.Carroo 74 yd. pass from R.Tannehill (J.Sanders kick) (2-75, 0:44) | 14 | 14 |
| Dolphins | 3 | 9:14 | J.Sanders 29 yd. Field Goal (8-31, 4:18) | 17 | 14 |
| Dolphins | 4 | 13:36 | K.Drake 14 yd. run (J.Sanders kick) (9-62, 4:55) | 24 | 14 |
| Colts | 4 | 8:26 | A.Vinatieri 46 yd. Field Goal (10-47, 5:10) | 24 | 17 |
| Colts | 4 | 4:25 | E.Ebron 12 yd. pass from A.Luck (A.Vinatieri kick) (7-89, 3:18) | 24 | 24 |
| Colts | 4 | 0:00 | A.Vinatieri 32 yd. Field Goal (7-44, 2:38) | 24 | 27 |

## GAME STATISTICS

**RUSHING (Att-Yds-TD):**
Miami: F. Gore 14-67, K. Drake 8-32-1, R. Tannehill 3-14.
Indianapolis: M. Mack 15-85, N. Hines 9-28, A. Luck 2-5.

**PASSING (A-C-Y-TD-I):**
Miami: R. Tannehill 25-17-204-2-0.
Indianapolis: A. Luck 37-30-343-3-2, J. Brissett 1-1-4-0-0.

**RECEIVING (Rec-Yds-TD):**
Miami: K. Drake 5-64-1, D. Parker 3-10, D. Smythe 2-27, K. Ballage 2-(-5), L. Carroo 1-74-1, D. Amendola 1-13, F. Gore 1-10, K. Stills 1-6, M. Gesicki 1-5.
Indianapolis: T. Hilton 7-125, E. Ebron 5-45-2, J. Doyle 4-16-1, C. Rogers 3-49, D. Inman 3-40, J. Wilkins 3-32, N. Hines 2-22, M. Mack 2-11, A. Luck 1-4, R. Grant 1-3.

**SACKS (Sk-Yds):**
Miami: C. Wake 1-10.
Indianapolis: D. Leonard 1-3.

**INTERCEPTIONS (Int-Yds):**
Miami: X. Howard 2-(-7).
Indianapolis: None.

**FORCED FUMBLES:**
Miami: R. McMillan 1, C. Wake 1.
Indianapolis: M. Mitchell 1.

**FUMBLE RECOVERIES (No-Yds):**
Miami: T. McDonald 1-0.
Indianapolis: D. Autry 1-0.

| TEAM STATS | MIA | IND |
|---|---|---|
| **FIRST DOWNS** | **14** | **26** |
| Rushing | 5 | 6 |
| Passing | 8 | 17 |
| Penalty | 1 | 3 |
| **3RD-DOWN EFFICIENCY** | **4 FOR 11** | **4 FOR 12** |
| **4TH-DOWN EFFICIENCY** | **0 FOR 0** | **2 FOR 2** |
| **TOTAL NET YARDS** | **314** | **455** |
| **TOTAL NET PLAYS** | **51** | **65** |
| Average Gain | 6.2 | 7.0 |
| **NET YARDS RUSHING** | **113** | **118** |
| Rushes | 25 | 26 |
| Yards per Rush | 4.5 | 4.5 |
| **NET YARDS PASSING** | **201** | **337** |
| Completed - Attempted | 17-25 | 31-38 |
| Yards per Pass Play | 7.7 | 8.6 |
| Sacked - Yards Lost | 1-3 | 1-10 |
| Had Intercepted | 0 | 2 |
| **PUNTS - AVERAGE** | **6-285-47.5** | **3-103-34.3** |
| **RETURN YARDAGE** | **5** | **14** |
| Punts - Return Yards | 1-0 | 3-14 |
| Kickoffs - Return Yards | 1-12 | 0-0 |
| Interceptions - Return Yards | 2--7 | 0-0 |
| **PENALTIES - YARDS** | **10-75** | **7-52** |
| **FUMBLES - LOST** | **2-1** | **2-1** |
| **RED-ZONE EFFICIENCY** | **1 FOR 2** | **3 FOR 4** |
| **GOAL-TO-GO EFFICIENCY** | **0 FOR 0** | **1 FOR 1** |
| **TIME OF POSSESSION** | **28:06** | **31:54** |

# WEEK 13

**DEC. 2, 2018 | MIAMI GARDENS, FLA.**
**HARD ROCK STADIUM**
**ATTENDANCE: 65,155 | TV: CBS**

## BUFFALO 17 | MIAMI 21

## SCORING SUMMARY

| | 1 | 2 | 3 | 4 | F |
|---|---|---|---|---|---|
| Buffalo | 0 | 6 | 3 | 8 | 17 |
| Miami | 7 | 7 | 0 | 7 | 21 |

This time, it was the Dolphins' turn to come back in the fourth quarter and they pulled out a victory after a major scare.

Ryan Tannehill's third touchdown pass of the game, a 13-yard strike to Kenny Stills, with 8:42 left gave the Dolphins a 21-17 victory against the Buffalo Bills.

Tannehill earlier threw touchdown passes to wide receiver DeVante Parker, as he produced his second three-touchdown game of the season—he also did it against Oakland in Week 3.

Cornerback Xavien Howard came up with two interceptions for a second consecutive week and for the third time this season, a first in Dolphins history. In the process, Howard took over the NFL lead with seven interceptions.

Buffalo rookie first-round pick Josh Allen threw two touchdown passes to wide receiver Zay Jones, the son of former Dolphins linebacker Robert Jones, and the two also connected on a two-point conversion.

Allen also had 135 rushing yards, most of them on scrambles to escape pressure.

Stills' touchdown came after Buffalo had taken its first lead of the game.

The game-winning drive covered 75 yards and included a 25-yard defensive pass interference penalty on linebacker Matt Milano against rookie tight end Mike Gesicki, followed by a 20-yard run by Kenyan Drake.

Buffalo drove to the Miami 23-yard line on its next possession, but cornerback Bobby McCain and Robert Quinn came up with back-to-back sacks before kicker Steven Hauschka was wide left on a 55-yard field goal attempt.

Buffalo had one last chance and got to the Dolphins 25. A completion to Jones to the 5-yard was overturned after video review and on fourth-and-11 from the 30 a scrambling Allen under threw former Dolphins tight end Charles Clay, who was wide open in the end zone.

The Dolphins led 14-6 after a first half that featured 11 combined penalties and two special teams miscues by Buffalo.

For the second consecutive week, the Dolphins opened the game with a touchdown drive, Tannehill hitting Parker with a 18-yard touchdown pass to the first score.

A big play on the drive was a roughing-the-passer penalty that moved the ball ton the Buffalo 33-yard line. The drive also featured the first rushing attempt of the season for veteran running back Brandon Bolden, who gained 10 yards to the Bills 19.

Buffalo got into the end zone early in the second quarter when Allen threw a 15-yard touchdown pass to wide receiver Zay Jones, but Hautschka missed the extra-point attempt and the Dolphins still led 7-6.

## SCORING DRIVES

| TEAM | QTR | TIME | PLAY (EXTRA POINT) (DRIVE INFO) | BUF | MIA |
|---|---|---|---|---|---|
| Dolphins | 1 | 9:42 | D.Parker 18 yd. pass from R.Tannehill (J.Sanders kick) (10-75, 5:18) | 0 | 7 |
| Bills | 2 | 11:44 | Z.Jones 15 yd. pass from J.Allen (kick failed, wl) (9-55, 5:05) | 6 | 7 |
| Dolphins | 2 | 0:40 | K.Drake 3 yd. pass from R.Tannehill (J.Sanders kick) (6-36, 3:01) | 6 | 14 |
| Bills | 3 | 9:02 | S.Hauschka 32 yd. Field Goal (10-79, 5:58) | 9 | 14 |
| Bills | 4 | 12:00 | Z.Jones 25 yd. pass from J.Allen (J.Allen-Z.Jones pass) (6-83, 3:24) | 17 | 14 |
| Dolphins | 4 | 8:42 | K.Stills 13 yd. pass from R.Tannehill (J.Sanders kick) (6-75, 3:18) | 17 | 21 |

## GAME STATISTICS

**RUSHING (Att-Yds-TD):**
Buffalo: J. Allen 9-135, L. McCoy 15-52, M. Murphy 1-7, C. Ivory 6-4.
Miami: K. Drake 7-31, F. Gore 8-21, B. Bolden 1-10, K. Ballage 4-3, R. Tannehill 3-(-5).

**PASSING (A-C-Y-TD-I):**
Buffalo: J. Allen 33-18-231-2-2.
Miami: R. Tannehill 24-16-137-3-1.

**RECEIVING (Rec-Yds-TD):**
Buffalo: Z. Jones 4-67-2, I. McKenzie 4-46, L. McCoy 4-12, K. Benjamin 2-20, P. DiMarco 1-38, R. Foster 1-27, D. Thompson 1-12, C. Clay 1-9.
Miami: D. Parker 4-43-1, K. Stills 4-37-1, B. Butler 4-25, K. Drake 2-13-1, F. Gore 1-10, N. O'Leary 1-9.

**SACKS (Sk-Yds):**
Buffalo: L. Alexander 1-8, R. Bush 1-8, T. Murphy 1-6.
Miami: R. Quinn 1-7, B. McCain 1-7.

**INTERCEPTIONS (Int-Yds):**
Buffalo: M. Hyde 1-0.
Miami: X. Howard 2-20.

**FORCED FUMBLES:**
Buffalo: None.
Miami: R. Quinn 1.

**FUMBLE RECOVERIES (No-Yds):**
Buffalo: None.
Miami: S. Perry 1-0.

| TEAM STATS | BUF | MIA |
|---|---|---|
| **FIRST DOWNS** | **24** | **15** |
| Rushing | 10 | 2 |
| Passing | 10 | 10 |
| Penalty | 4 | 3 |
| **3RD-DOWN EFFICIENCY** | **5 FOR 13** | **2 FOR 9** |
| **4TH-DOWN EFFICIENCY** | **0 FOR 1** | **0 FOR 0** |
| **TOTAL NET YARDS** | **415** | **175** |
| **TOTAL NET PLAYS** | **66** | **50** |
| Average Gain | 6.3 | 3.5 |
| **NET YARDS RUSHING** | **198** | **60** |
| Rushes | 31 | 23 |
| Yards per Rush | 6.4 | 2.6 |
| **NET YARDS PASSING** | **217** | **115** |
| Completed - Attempted | 18-33 | 16-24 |
| Yards per Pass Play | 6.2 | 4.3 |
| Sacked - Yards Lost | 2-14 | 3-22 |
| Had Intercepted | 2 | 1 |
| **PUNTS - AVERAGE** | **4-183-45.8** | **7-320-45.7** |
| **RETURN YARDAGE** | **31** | **26** |
| Punts - Return Yards | 1-0 | 2-6 |
| Kickoffs - Return Yards | 2-31 | 1-0 |
| Interceptions - Return Yards | 1-0 | 2-20 |
| **PENALTIES - YARDS** | **13-120** | **8-89** |
| **FUMBLES - LOST** | **3-1** | **1-0** |
| **RED-ZONE EFFICIENCY** | **2 FOR 3** | **3 FOR 3** |
| **GOAL-TO-GO EFFICIENCY** | **1 FOR 1** | **1 FOR 1** |
| **TIME OF POSSESSION** | **32:57** | **27:03** |

# WEEK 14

**DEC. 9, 2018 | MIAMI GARDENS, FLA.**
**HARD ROCK STADIUM**
**ATTENDANCE: 66,087 | TV: CBS**

## NEW ENGLAND 33 | MIAMI 34

## SCORING SUMMARY

| | 1 | 2 | 3 | 4 | F |
|---|---|---|---|---|---|
| New England | 6 | 21 | 0 | 6 | 33 |
| Miami | 7 | 14 | 7 | 6 | 34 |

With what might go down as the greatest play in franchise history, the Dolphins pulled off a miraculous victory against the New England Patriots on Sunday.

Kenyan Drake scored on a 69-yard play that featured two laterals to turn a disappointing 33-28 loss into an exhilarating 34-33 victory at Hard Rock Stadium.

Out of timeouts, the Dolphins had the ball at their 31-yard line following a 16-yard kickoff return by Kalen Ballage when quarterback Ryan Tannehill hit Kenny Stills in the middle of the field at the Miami 45. Stills then lateraled to DeVante Parker, who quickly lateraled it to Drake.

Drake did the rest, weaving his way through the New England secondary.

He got around two defenders before reaching the end zone and the last New England player to dive in vain in an effort to stop him was perennial Pro Bowl tight end Rob Gronkowski.

As he reached the back of the end zone, Drake threw the ball high into the stands as his teammates rushed from the sideline in celebration.

The touchdown came seconds after a field goal had given New England an insurmountable five-point lead.

Drake's game-winning touchdown was the ninth lead change of a wild, wild affair and the Dolphins' fifth victory in their past six home games against New England.

The dramatic victory capped a brilliant day for Tannehill, who overcame an ankle injury late in the first half, to pass for three touchdowns and compile a 155.2 passer rating.

Veteran running back Brandon Bolden, signed in September after being released by the Patriots, had his first two rushing touchdowns of the season after getting his first carry a week earlier. It was the first two-touchdown game of his career, which began in 2012.

Fellow running back Frank Gore rushed for 92 yards and had a 24-yard reception while moving past Hall of Famer LaDainian Tomlinson into fifth place on the NFL's all-time yards from scrimmage list.

Stills caught one of touchdown passes from Tannehill, part of his 135-yard day.

And then there was Drake, who was relatively quiet until his gigantic play, for which he was credited with 52 receiving yards.

## SCORING DRIVES

| TEAM | QTR | TIME | PLAY (EXTRA POINT) (DRIVE INFO) | NE | MIA |
|---|---|---|---|---|---|
| Patriots | 1 | 8:13 | J.Develin 2 yd. run (kick failed, hru) (12-75, 6:47) | 6 | 0 |
| Dolphins | 1 | 5:32 | K.Stills 7 yd. pass from R.Tannehill (J.Sanders kick) (5-75, 2:41) | 6 | 7 |
| Patriots | 2 | 14:14 | J.Edelman 2 yd. pass from T.Brady (S.Gostkowski kick) (5-18, 2:04) | 13 | 7 |
| Dolphins | 2 | 13:26 | B.Bolden 54 yd. run (J.Sanders kick) (2-75, 0:48) | 13 | 14 |
| Patriots | 2 | 10:32 | C.Patterson 37 yd. pass from T.Brady (S.Gostkowski kick) (6-75, 2:54) | 20 | 14 |
| Dolphins | 2 | 7:28 | B.Bolden 6 yd. run (J.Sanders kick) (6-75, 3:04) | 20 | 21 |
| Patriots | 2 | 3:49 | R.Gronkowski 16 yd. pass from T.Brady (S.Gostkowski kick) (8-75, 3:39) | 27 | 21 |
| Dolphins | 3 | 3:58 | B.Butler 23 yd. pass from R.Tannehill (J.Sanders kick) (4-68, 2:23) | 27 | 28 |
| Patriots | 4 | 6:45 | S.Gostkowski 32 yd. Field Goal (8-55, 3:43) | 30 | 28 |
| Patriots | 4 | 0:16 | S.Gostkowski 22 yd. Field Goal (10-69, 4:10) | 33 | 28 |
| Dolphins | 4 | 0:00 | K.Drake 69 yd. pass play by R.Tannehill (1-69, 0:16) (1-69, 0:16) | 33 | 34 |

## GAME STATISTICS

**RUSHING (Att-Yds-TD):**
New England: S. Michel 20-57, J. White 4-13, T. Brady 1-3, R. Burkhead 4-2, J. Develin 1-2-1.
Miami: F. Gore 12-92, B. Bolden 2-60-2, K. Drake 6-24, R. Tannehill 1-13.

**PASSING (A-C-Y-TD-I):**
New England: T. Brady 43-27-358-3-0.
Miami: R. Tannehill 19-14-265-3-0.

**RECEIVING (Rec-Yds-TD):**
New England: J. Edelman 9-86-1, R. Gronkowski 8-107-1, J. Gordon 5-96, C. Patterson 2-51-1, J. White 2-15, R. Burkhead 1-3.
Miami: K. Stills 8-135-1, K. Drake 1-55-1, F. Gore 1-24, B. Butler 1-23-1, D. Parker 1-18, D. Amendola 1-10, B. Bolden 1-0.

**SACKS (Sk-Yds):**
New England: T. Flowers 2-17, D. Hightower 1-9, J. Simon 1-8, J. Jones 0.5-4, K. Van Noy 0.5-4.
Miami: R. Quinn 1-7, B. McCain 1-7.

**INTERCEPTIONS (Int-Yds):**
New England: None.
Miami: None.

**FORCED FUMBLES:**
New England: T. Flowers 1, C. Patterson 1.
Miami: None.

**FUMBLE RECOVERIES (No-Yds):**
New England: None.
Miami: None.

| TEAM STATS | NE | MIA |
|---|---|---|
| **FIRST DOWNS** | **28** | **20** |
| Rushing | 3 | 8 |
| Passing | 21 | 10 |
| Penalty | 4 | 2 |
| **3RD-DOWN EFFICIENCY** | **9 FOR 16** | **1 FOR 7** |
| **4TH-DOWN EFFICIENCY** | **0 FOR 1** | **0 FOR 0** |
| **TOTAL NET YARDS** | **421** | **412** |
| **TOTAL NET PLAYS** | **75** | **45** |
| Average Gain | 5.6 | 9.2 |
| **NET YARDS RUSHING** | **77** | **189** |
| Rushes | 30 | 21 |
| Yards per Rush | 2.6 | 9.0 |
| **NET YARDS PASSING** | **344** | **223** |
| Completed - Attempted | 27-43 | 14-19 |
| Yards per Pass Play | 7.6 | 9.3 |
| Sacked - Yards Lost | 2-14 | 5-42 |
| Had Intercepted | 0 | 0 |
| **PUNTS - AVERAGE** | **3-142-47.3** | **6-170-28.3** |
| **RETURN YARDAGE** | **37** | **54** |
| Punts - Return Yards | 2-7 | 3-16 |
| Kickoffs - Return Yards | 1-30 | 2-38 |
| Interceptions - Return Yards | 0-0 | 0-0 |
| **PENALTIES - YARDS** | **5-30** | **7-81** |
| **FUMBLES - LOST** | **0-0** | **2-0** |
| **RED-ZONE EFFICIENCY** | **3 FOR 6** | **2 FOR 2** |
| **GOAL-TO-GO EFFICIENCY** | **2 FOR 4** | **2 FOR 2** |
| **TIME OF POSSESSION** | **35:14** | **24:46** |

# WEEK 15

DEC. 16, 2018 | MINNEAPOLIS, MINN.
U.S. BANK STADIUM
ATTENDANCE: 66,841 | TV: CBS

## MIAMI 17 | MINNESOTA 41

## SCORING SUMMARY

| | 1 | 2 | 3 | 4 | F |
|---|---|---|---|---|---|
| Miami | 0 | 10 | 7 | 0 | 21 |
| Minnesota | 21 | 0 | 3 | 17 | 41 |

The Dolphins got big plays from two of their rookies Sunday, but it wasn't enough to help produce a victory at U.S. Bank Stadium in Minnesota.

First-round pick Minkah Fitzpatrick returned an interception 50 yards and fourth-round pick Kalen Ballage had a 75-yard run to account for the Dolphins touchdowns in their 41-17 loss against the Minnesota Vikings.

Fitzpatrick's pick-six came in the second quarter and cut the Dolphins deficit to 21-7. Combined with third-round pick Jerome Baker's interception return against the New York Jets on Nov. 4, it made the Dolphins first team in the NFL since the 2015 Green Bay Packers with two rookies with a pick-six in one season.

Ballage's run made the score 21-17 in the third quarter and was the second-longest run ever by a Dolphins rookie, behind only a 77-yard run by Leroy Harris in 1977. Ballage finished the game with 123 rushing yards, his first NFL 100-yard game.

The Dolphins made it a game after they fell behind 21-0, but they couldn't get any closer after Ballage's touchdown.

The Minnesota pass rush took over after that point, and the Vikings finished the game with nine sacks.

The Vikings got two touchdown runs from Dalvin Cook and two touchdown passes from Kirk Cousins, to Stefon Diggs and Aldrick Robinson. Latavius Murray also had a rushing touchdown.

Dan Bailey kicked two field goals for the Vikings, and Jason Sanders kicked one for the Dolphins.

Running back Frank Gore left the game late in the first quarter after sustaining an ankle injury and did not return. He made his 122nd consecutive start against the Vikings, by far the longest active streak in the NFL among running backs. The longest-running streak is 17, by Carolina's Christian McCaffrey and Tampa Bay's Peyton Barber.

Long-snapper John Denney became the second player to appear in a Dolphins game at the age of 40 or older. He turned 40 on Wednesday.

The Dolphins started slowly and found themselves with their first 21-0 first-quarter deficit since 2005.

Fitzpatrick got the Dolphins going with his pick-six, which came on a third-and-15 from the Dolphins 47 when he read an intended screen pass to wide receiver Stefon Diggs, jumped in front of him and made the easy catch-and-run to the end zone.

## SCORING DRIVES

| TEAM | QTR | TIME | PLAY (EXTRA POINT) (DRIVE INFO) | MIA | MIN |
|---|---|---|---|---|---|
| Vikings | 1 | 11:40 | S.Diggs 13 yd. pass from K.Cousins (D.Bailey kick) (6-76, 3:20) | 0 | 7 |
| Vikings | 1 | 6:21 | D.Cook 13 yd. run (D.Bailey kick) (6-60, 2:59) | 0 | 14 |
| Vikings | 1 | 1:32 | L.Murray 18 yd. run (D.Bailey kick) (7-70, 3:38) | 0 | 21 |
| Dolphins | 2 | 7:44 | M.Fitzpatrick 50 yd. interception return (J.Sanders kick) | 7 | 21 |
| Dolphins | 2 | 0:14 | J.Sanders 25 yd. Field Goal (14-61, 6:03) | 10 | 21 |
| Dolphins | 3 | 14:49 | K.Ballage 75 yd. run (J.Sanders kick) (1-75, 0:11) | 17 | 21 |
| Vikings | 3 | 8:40 | D.Bailey 36 yd. Field Goal (4-4, 1:19) | 17 | 24 |
| Vikings | 4 | 13:01 | D.Bailey 34 yd. Field Goal (9-57, 4:35) | 17 | 27 |
| Vikings | 4 | 9:54 | A.Robinson 40 yd. pass from K.Cousins (D.Bailey kick) (4-55, 2:04) | 17 | 34 |
| Vikings | 4 | 7:49 | D.Cook 21 yd. run (D.Bailey kick) (1-16, 0:09) | 17 | 41 |

## GAME STATISTICS

**RUSHING (Att-Yds-TD):**
Miami: K. Ballage 17-123-1, F. Gore 5-14, B. Bolden 1-12, K. Drake 1-6, R. Tannehill 1-1.
Minnesota: D. Cook 19-136-2, L. Murray 15-68-1, S. Diggs 1-9, K. Cousins 5-7.

**PASSING (A-C-Y-TD-I):**
Miami: R. Tannehill 24-11-108-0-0.
Minnesota: K. Cousins 21-14-215-2-1.

**RECEIVING (Rec-Yds-TD):**
Miami: D. Amendola 3-30, K. Drake 3-28, M. Gesicki 2-23, K. Stills 1-17, B. Butler 1-12, K. Ballage 1-(-2).
Minnesota: S. Diggs 4-49-1, K. Rudolph 3-23, T. Conklin 2-53, A. Robinson 2-44-1, A. Thielen 2-19, D. Cook 1-27.

**SACKS (Sk-Yds):**
Miami: R. Quinn 1-9, D. Godchaux 1-8.
Minnesota: A. Barr 2-15, D. Hunter 2-14, E. Kendricks 1-12, E. Griffen 1-10, M. Alexander 1-9, T. Johnson 1-8, S. Richardson 1-3.

**INTERCEPTIONS (Int-Yds):**
Miami: M. Fitzpatrick 1-50-1.
Minnesota: None.

**FORCED FUMBLES:**
Miami: None.
Minnesota: None.

**FUMBLE RECOVERIES (No-Yds):**
Miami: None.
Minnesota: None.

| TEAM STATS | MIA | MIN |
|---|---|---|
| **FIRST DOWNS** | **12** | **22** |
| Rushing | 6 | 10 |
| Passing | 6 | 10 |
| Penalty | 0 | 2 |
| **3RD-DOWN EFFICIENCY** | **2 FOR 12** | **5 FOR 13** |
| **4TH-DOWN EFFICIENCY** | **0 FOR 2** | **0 FOR 0** |
| **TOTAL NET YARDS** | **193** | **418** |
| **TOTAL NET PLAYS** | **53** | **63** |
| Average Gain | 3.6 | 6.6 |
| **NET YARDS RUSHING** | **156** | **220** |
| Rushes | 20 | 40 |
| Yards per Rush | 7.8 | 5.5 |
| **NET YARDS PASSING** | **37** | **198** |
| Completed - Attempted | 11-24 | 14-21 |
| Yards per Pass Play | 1.1 | 8.6 |
| Sacked - Yards Lost | 9-71 | 2-17 |
| Had Intercepted | 0 | 1 |
| **PUNTS - AVERAGE** | **7-351-50.1** | **3-127-42.3** |
| **RETURN YARDAGE** | **103** | **140** |
| Punts - Return Yards | 2-8 | 5-116 |
| Kickoffs - Return Yards | 2-45 | 1-24 |
| Interceptions - Return Yards | 1-50 | 0-0 |
| **PENALTIES - YARDS** | **8-49** | **6-45** |
| **FUMBLES - LOST** | **1-0** | **0-0** |
| **RED-ZONE EFFICIENCY** | **0 FOR 1** | **4 FOR 6** |
| **GOAL-TO-GO EFFICIENCY** | **0 FOR 1** | **0 FOR 0** |
| **TIME OF POSSESSION** | **26:44** | **33:16** |

# WEEK 16

DEC. 23, 2018 | MIAMI GARDENS, FLA.
HARD ROCK STADIUM
ATTENDANCE: 65,798 | TV: CBS

## JACKSONVILLE 17 | MIAMI 7

## SCORING SUMMARY

| | 1 | 2 | 3 | 4 | F |
|---|---|---|---|---|---|
| Jacksonville | 7 | 0 | 0 | 10 | 17 |
| Miami | 7 | 0 | 0 | 0 | 7 |

The Dolphins lost a defensive battle in their home finale.

Running back Brandon Bolden scored a touchdown on the Dolphins' opening drive, but the offense struggled the rest of the way in a 17-7 loss against the Jacksonville Jaguars that officially eliminated the Dolphins from playoff contention.

The Dolphins ended up with 183 yards on offense. They finished with a 6-2 home record.

Linebacker Telvin Smith's 33-yard interception return in the fourth quarter was the only touchdown of the final three quarters.

It came after Jacksonville broke a 7-7 tie on a 26-yard field goal by Kai Forbath.

Trailing 17-7, the Dolphins' ensuing possession ended after a third-down sack. Rookie cornerback Jalen Davis later forced a Jacksonville fumble after a third-down completion, but the ball rolled directly to another Jaguars player.

The Dolphins ended up with six sacks, including one by each of the top four defensive ends—Cameron Wake, Robert Quinn, Andre Branch and Charles Harris, who recorded his first sack of the season. Davis had his first NFL sack and another sack was credited to the team.

Miami played without three starters on defense, including Pro Bowl cornerback Xavien Howard. Safety T.J. McDonald was inactive because of an ankle injury and linebacker Kiko Alonso was active but didn't play after being listed as questionable Friday because of knee/hamstring injuries.

For the third time in four games, the Dolphins opened the game with a touchdown drive. This one was a pretty eight-play drive that included a 20-yard completion from Ryan Tannehill to Danny Amendola on a third-and-6 followed by a 31-yard catch-and-run by rookie running back Kalen Ballage.

Bolden capped the drive with a 4-yard touchdown off a shovel pass.

Jacksonville answered with a 13-play touchdown drive that was kept alive by a roughing-the-passer penalty on Quinn after the Jaguars had a 6-yard pass play on third-and-8 from the Miami 31.

Two plays after the penalty, Leonard Fournette scored from 1 yard out.

The Dolphins squandered a great scoring opportunity midway through the second quarter after the ball slipped out of Cody Kessler's hand as he started his throwing motion and Branch, who played his first four NFL seasons with the Jaguars and served as a game captain Sunday, recovered the fumble at the Jacksonville 37.

After three plays gained 5 yards, rookie kicker Jason Sanders was wide right on a 47-yard field goal attempt, only his second miss of the season.

Blake Bortles replaced Kessler at quarterback later in the second quarter after a quarterback hit by Quinn.

Jacksonville attempted a 56-yard field goal on the final play of the first half after a 44-yard punt return by Dede Westbrook, but Kai Forbath mis-hit the ball and it never had a chance.

## SCORING DRIVES

| TEAM | QTR | TIME | PLAY (EXTRA POINT) (DRIVE INFO) | JAX | MIA |
|---|---|---|---|---|---|
| Dolphins | 1 | 9:49 | B.Bolden 4 yd. pass from R.Tannehill (J.Sanders kick) (8-78, 5:11) | 0 | 7 |
| Jaguars | 1 | 2:29 | L.Fournette 1 yd. run (K.Forbath kick) (13-75, 7:20) | 7 | 7 |
| Jaguars | 4 | 10:56 | K.Forbath 26 yd. Field Goal (10-51, 4:46) | 10 | 7 |
| Jaguars | 4 | 9:34 | Tel.Smith 33 yd. interception return (K.Forbath kick) | 17 | 7 |

## GAME STATISTICS

**RUSHING (Att-Yds-TD):**
Jacksonville: C. Hyde 8-47, L. Fournette 18-43-1, B. Bortles 4-25, D. Westbrook 1-9, C. Kessler 1-2.
Miami: K. Drake 6-23, R. Tannehill 3-22, K. Ballage 4-10, B. Bolden 4-9, D. Amendola 1-(-2).

**PASSING (A-C-Y-TD-I):**
Jacksonville: C. Kessler 17-12-106-0-0, B. Bortles 6-5-39-0-0, D. Westbrook 1-0-0-0-0.
Miami: R. Tannehill 22-15-146-1-1.

**RECEIVING (Rec-Yds-TD):**
Jacksonville: D. Westbrook 7-45, D. Moncrief 4-43, L. Fournette 3-28, R. Greene 2-22, T. Bohanon 1-7.
Miami: K. Drake 4-31, D. Amendola 3-40, K. Ballage 2-39, D. Parker 2-13, D. Smythe 1-9, K. Stills 1-5, M. Gesicki 1-5, B. Bolden 1-4-1.

**SACKS (Sk-Yds):**
Jacksonville: C. Campbell 1-12, Y. Ngakoue 1-7, M. Jackson 1-6.
Miami: A. Branch 1-8, C. Wake 1-6, R. Quinn 1-5, Ja. Davis 1-5, C. Harris 1-2, Team 1-1.

**INTERCEPTIONS (Int-Yds):**
Jacksonville: Tel. Smith 1-33-1.
Miami: None.

**FORCED FUMBLES:**
Jacksonville: C. Campbell 1.
Miami: Ja. Davis 1.

**FUMBLE RECOVERIES (No-Yds):**
Jacksonville: C. Campbell 1-0.
Miami: A. Branch 1-0.

| TEAM STATS | JAX | MIA |
|---|---|---|
| **FIRST DOWNS** | **19** | **11** |
| Rushing | 8 | 2 |
| Passing | 8 | 8 |
| Penalty | 3 | 1 |
| **3RD-DOWN EFFICIENCY** | **6 FOR 13** | **2 FOR 9** |
| **4TH-DOWN EFFICIENCY** | **0 FOR 0** | **0 FOR 0** |
| **TOTAL NET YARDS** | **244** | **183** |
| **TOTAL NET PLAYS** | **62** | **43** |
| Average Gain | 3.9 | 4.3 |
| **NET YARDS RUSHING** | **126** | **62** |
| Rushes | 32 | 18 |
| Yards per Rush | 3.9 | 3.4 |
| **NET YARDS PASSING** | **118** | **121** |
| Completed - Attempted | 17-24 | 15-22 |
| Yards per Pass Play | 3.9 | 4.8 |
| Sacked - Yards Lost | 6-27 | 3-25 |
| Had Intercepted | 0 | 1 |
| **PUNTS - AVERAGE** | **5-188-37.6** | **6-278-46.3** |
| **RETURN YARDAGE** | **79** | **68** |
| Punts - Return Yards | 4-46 | 2-12 |
| Kickoffs - Return Yards | 0-0 | 3-56 |
| Interceptions - Return Yards | 1-33 | 0-0 |
| **PENALTIES - YARDS** | **10-97** | **10-95** |
| **FUMBLES - LOST** | **2-1** | **1-1** |
| **RED-ZONE EFFICIENCY** | **1 FOR 3** | **1 FOR 1** |
| **GOAL-TO-GO EFFICIENCY** | **1 FOR 1** | **0 FOR 0** |
| **TIME OF POSSESSION** | **34:45** | **25:15** |

# WEEK 17

**DEC. 30, 2018 | ORCHARD PARK, N.Y.**
**NEW ERA FIELD**
**ATTENDANCE: 67,420 | TV: CBS**

## MIAMI 17 | BUFFALO 42

## SCORING SUMMARY

| | 1 | 2 | 3 | 4 | F |
|---|---|---|---|---|---|
| Miami | 0 | 14 | 3 | 0 | 17 |
| Buffalo | 14 | 0 | 14 | 14 | 42 |

The Dolphins' 2018 season came to an end Sunday at New Era Field in Buffalo.

Quarterback Ryan Tannehill caught a touchdown pass from wide receiver Kenny Stills and safety Reshad Jones returned an interception for a touchdown, but it wasn't enough for the Dolphins to avoid a 42-17 loss against the Buffalo Bills.

The Dolphins ended the season with a 7-9 record.

Rookie quarterback Josh Allen accounted for five Buffalo touchdowns, throwing for three and rushing for two, including a 30-yarder in the fourth quarter.

With his 29-yard touchdown in the second quarter, Jones tied Zach Thomas' Dolphins career record for pick-sixes with his fourth.

Tannehill became the second quarterback in Dolphins history to catch a touchdown pass, joining David Woodley, who did it in the 1982 season opener against the New York Jets at Shea Stadium.

The other Dolphins points came on a short field goal by rookie Jason Sanders in the third quarter.

John Denney, wrapping up his 14th NFL season, appeared in his 224th consecutive game, tying the league record for long-snappers held by Ethan Albright, whose 14-year career began in 1995 with the Dolphins.

Jones' touchdown capped a remarkable final minute of the first half, which saw the Dolphins erase a 14-0 deficit to go into the locker room tied at 14.

After Kenyan Drake converted a third-and-7 situation from the Buffalo 22 with a 19-yard gain to the 3-yard line, he took a handoff from Tannehill, flipped the ball to Stills, who settled into the backfield before lofting a pass to Tannehill.

On the second snap after Tannehill's touchdown, on a second-and-12 from the Buffalo 23, Jones stepped in front of tight end Jason Croom to pick off Josh Allen and then beat Allen to the end zone.

The Buffalo Bills took the opening kickoff and drove 66 yards for a touchdown on their first possession.

Allen finished the drive with a 1-yard touchdown sneak, one play after the Bills converted a third-and-16 with a 46-yard pass to Chris Ivory after Allen started scrambling in the pocket and got away from pressure by Cameron Wake.

The Bills were in that third-and-16 situation because of a sack by rookie linebacker Jerome Baker.

## SCORING DRIVES

| TEAM | QTR | TIME | PLAY (EXTRA POINT) (DRIVE INFO) | MIA | BUF |
|---|---|---|---|---|---|
| Bills | 1 | 10:14 | J.Allen 1 yd. run (S.Hauschka kick) (9-66, 4:46) | 0 | 7 |
| Bills | 1 | 8:31 | Z.Jones 18 yd. pass from J.Allen (S.Hauschka kick) (1-18, 0:07) | 0 | 14 |
| Dolphins | 2 | 0:54 | R.Tannehill 3 yd. pass from K.Stills (J.Sanders kick) (11-51, 3:31) | 7 | 14 |
| Dolphins | 2 | 0:39 | R.Jones 29 yd. interception return (J.Sanders kick) | 14 | 14 |
| Bills | 3 | 9:09 | R.Foster 5 yd. pass from J.Allen (S.Hauschka kick) (10-78, 4:37) | 14 | 21 |
| Bills | 3 | 6:57 | L.McCoy 9 yd. run (S.Hauschka kick) (5-23, 1:48) | 14 | 28 |
| Dolphins | 3 | 1:28 | J.Sanders 29 yd. Field Goal (11-55, 5:29) | 17 | 28 |
| Bills | 4 | 11:13 | J.Allen 30 yd. run (S.Hauschka kick) (3-70, 1:17) | 17 | 35 |
| Bills | 4 | 7:44 | Z.Jones 26 yd. pass from J.Allen (S.Hauschka kick) (2-52, 0:25) | 17 | 42 |

## GAME STATISTICS

**RUSHING (Att-Yds-TD):**
Miami: K. Ballage 12-47, K. Drake 11-43, R. Tannehill 2-9.
Buffalo: J. Allen 9-95-2, C. Ivory 14-45, L. McCoy 10-26-1.

**PASSING (A-C-Y-TD-I):**
Miami: R. Tannehill 31-18-147-0-2, K. Stills 1-1-3-1-0.
Buffalo: J. Allen 26-17-224-3-1.

**RECEIVING (Rec-Yds-TD):**
Miami: K. Drake 5-52, D. Amendola 4-26, K. Stills 3-27, D. Smythe 3-14, M. Gesicki 1-18, B. Bolden 1-9, R. Tannehill 1-3-1, K. Ballage 1-1.
Buffalo: Z. Jones 6-93-2, R. Foster 4-21-1, J. Croom 2-32, L. McCoy 2-18, C. Ivory 1-46, K. Williams 1-9, R. McCloud 1-5.

**SACKS (Sk-Yds):**
Miami: J. Baker 1-9.
Buffalo: S. Lawson 2-11, J. Hughes 1-9, T. Edmunds 1-4.

**INTERCEPTIONS (Int-Yds):**
Miami: R. Jones 1-29-1.
Buffalo: T. Edmunds 1-17, T. White 1-0.

**FORCED FUMBLES:**
Miami: None.
Buffalo: S. Lawson 1, L. Wallace 1.

**FUMBLE RECOVERIES (No-Yds):**
Miami: None.
Buffalo: T. Murphy 1-0, J. Phillips 1-0.

| TEAM STATS | MIA | BUF |
|---|---|---|
| **FIRST DOWNS** | **17** | **23** |
| Rushing | 8 | 11 |
| Passing | 9 | 9 |
| Penalty | 0 | 3 |
| **3RD-DOWN EFFICIENCY** | **3 FOR 12** | **5 FOR 11** |
| **4TH-DOWN EFFICIENCY** | **1 FOR 1** | **1 FOR 2** |
| **TOTAL NET YARDS** | **225** | **381** |
| **TOTAL NET PLAYS** | **61** | **60** |
| Average Gain | 3.7 | 6.4 |
| **NET YARDS RUSHING** | **99** | **166** |
| Rushes | 25 | 33 |
| Yards per Rush | 4.0 | 5.0 |
| **NET YARDS PASSING** | **126** | **215** |
| Completed - Attempted | 19-32 | 17-26 |
| Yards per Pass Play | 3.5 | 8.0 |
| Sacked - Yards Lost | 4-24 | 1-9 |
| Had Intercepted | 2 | 1 |
| **PUNTS - AVERAGE** | **5-175-35.0** | **3-111-37.0** |
| **RETURN YARDAGE** | **156** | **70** |
| Punts - Return Yards | 2-9 | 2-9 |
| Kickoffs - Return Yards | 6-118 | 2-44 |
| Interceptions - Return Yards | 1-29 | 2-17 |
| **PENALTIES - YARDS** | **4-35** | **3-24** |
| **FUMBLES - LOST** | **3-2** | **0-0** |
| **RED-ZONE EFFICIENCY** | **1 FOR 2** | **4 FOR 4** |
| **GOAL-TO-GO EFFICIENCY** | **1 FOR 1** | **2 FOR 2** |
| **TIME OF POSSESSION** | **29:42** | **30:18** |

# 2018-19 TRANSACTIONS

| DATE | POS. | PLAYER/COACH | TRANSACTION |
|---|---|---|---|
| July 24 | LB | Mike McCray | Retired |
| July 24 | LB | Frank Ginda | Signed as FA |
| Aug. 6 | RB | Jeremy Langford | Signed as FA |
| Aug. 14 | DT | Gabe Wright | Waived |
| Aug. 14 | DL | Kendall Langford | Signed as FA |
| Aug. 31 | CB/S | Jordan Lucas | Traded (KC) |
| Sept. 1 | CB | Johnathan Alston | Waived |
| Sept. 1 | G | Isaac Asiata | Waived |
| Sept. 1 | CB | Taveze Calhoun | Waived |
| Sept. 1 | WR | Leonte Carroo | Waived |
| Sept. 1 | LB | Cayson Collins | Waived |
| Sept. 1 | CB | Jalen Davis | Waived |
| Sept. 1 | TE | Thomas Duarte | Waived |
| Sept. 1 | S | Trae Elston | Waived |
| Sept. 1 | WR | Isaiah Ford | Waived |
| Sept. 1 | LB | Frank Ginda | Waived |
| Sept. 1 | LS | Lucas Gravelle | Waived |
| Sept. 1 | C | Connor Hilland | Waived |
| Sept. 1 | RB | Buddy Howell | Waived |
| Sept. 1 | K | Greg Joseph | Waived |
| Sept. 1 | T | Roubbens Joseph | Waived |
| Sept. 1 | RB | Jeremy Langford | Waived |
| Sept. 1 | WR | Malcolm Lewis | Waived |
| Sept. 1 | CB | Tony Lippett | Waived |
| Sept. 1 | DE | Cameron Malveaux | Waived |
| Sept. 1 | DE | Claudy Mathieu | Waived |
| Sept. 1 | C | Mike Matthews | Waived |
| Sept. 1 | WR | Drew Morgan | Waived |
| Sept. 1 | DT | Anthony Moten | Waived |
| Sept. 1 | WR | Francis Owusu | Waived |
| Sept. 1 | DT | Jamiyus Pittman | Waived |
| Sept. 1 | LB | Quentin Poling | Waived |
| Sept. 1 | RB | Brandon Radcliff | Waived |
| Sept. 1 | T | Eric Smith | Waived |
| Sept. 1 | T | David Steinmetz | Waived |
| Sept. 1 | DE | Jonathan Woodard | Waived |
| Sept. 1 | QB | Bryce Petty | Waived/Injured |
| Sept. 1 | DE | Quincy Redmon | Waived/Injured |
| Sept. 1 | WR | Rashawn Scott | Waived/Injured |
| Sept. 1 | TE | Gavin Escobar | Released |
| Sept. 1 | LB | Terence Garvin | Released |
| Sept. 1 | DL | Kendall Langford | Released |
| Sept. 2 | QB | Luke Falk | Acquired from waivers (Ten.) |
| Sept. 2 | WR | Tanner McEvoy | Acquired from waivers (NO) |
| Sept. 2 | T | Sam Young | Released |
| Sept. 2 | LS | John Denney | Released |
| Sept. 3 | LS | John Denney | Signed as FA |
| Sept. 3 | C | Jake Brendel | Placed on Reserve/Injured List |
| Sept. 3 | LB | Mike Hull | Placed on Reserve/Injured List |
| Sept. 3 | C | Travis Swanson | Signed as FA |
| Sept. 3 | G | Isaac Asiata | Signed to practice squad |
| Sept. 3 | WR | Leonte Carroo | Signed to practice squad |
| Sept. 3 | CB | Jalen Davis | Signed to practice squad |
| Sept. 3 | WR | Isaiah Ford | Signed to practice squad |
| Sept. 3 | C | Connor Hilland | Signed to practice squad |
| Sept. 3 | RB | Jeremy Langford | Signed to practice squad |
| Sept. 3 | DE | Cameron Malveaux | Signed to practice squad |
| Sept. 3 | DT | Jamiyus Pittman | Signed to practice squad |
| Sept. 3 | LB | Quentin Poling | Signed to practice squad |
| Sept. 3 | DE | Jonathan Woodard | Signed to practice squad |
| Sept. 3 | S | Maurice Smith | Waived |
| Sept. 4 | T | Sam Young | Signed as FA |
| Sept. 5 | RB | Brandon Bolden | Signed as FA |
| Sept. 5 | C | Travis Swanson | Released |
| Sept. 5 | S | Maurice Smith | Signed to practice squad |
| Sept. 5 | RB | Jeremy Langford | Released from practice squad |
| Sept. 6 | TE | MarQueis Gray | Placed on Reserve/Injured List |
| Sept. 6 | TE | Gavin Escobar | Signed as FA |

| DATE | POS. | PLAYER/COACH | TRANSACTION |
|---|---|---|---|
| Sept. 11 | C | Travis Swanson | Signed as FA |
| Sept. 11 | TE | Gavin Escobar | Released |
| Sept. 11 | DE | Cameron Malveaux | Released from practice squad |
| Sept. 11 | LS | Lucas Gravelle | Signed to practice squad |
| Sept. 14 | G | Josh Sitton | Placed on Reserve/Injured List |
| Sept. 18 | S | Maurice Smith | Promoted to active roster |
| Sept. 19 | TE | Nick O'Leary | Signed to practice squad |
| Sept. 25 | DE | William Hayes | Placed on Reserve/Injured List |
| Sept. 25 | LS | Lucas Gravelle | Released from practice squad |
| Sept. 25 | WR | Tanner McEvoy | Waived |
| Sept. 26 | DE | Jonathan Woodard | Promoted to active roster |
| Sept. 26 | LB | Martrell Spaight | Signed as FA |
| Sept. 26 | DE | Cameron Malveaux | Signed to practice squad |
| Sept. 26 | DE | Jeremiah Valoaga | Signed to practice squad |
| Oct. 2 | DT | Jordan Phillips | Waived |
| Oct. 3 | DE | Cameron Malveaux | Promoted to active roster |
| Oct. 3 | C | Daniel Kilgore | Placed on Reserve/Injured List |
| Oct. 3 | C | Wesley Johnson | Signed as FA |
| Oct. 3 | DT | Garrison Smith | Signed to practice squad |
| Oct. 6 | QB | Luke Falk | Placed on Reserve/Injured List |
| Oct. 6 | TE | Nick O'Leary | Promoted to active roster |
| Oct. 10 | WR | Travis Rudolph | Signed to practice squad |
| Oct. 11 | WR | Travis Rudolph | Placed on Practice Squad/ Injured List |
| Oct. 11 | WR | Malcolm Lewis | Signed to practice squad |
| Oct. 13 | T | Sam Young | Released |
| Oct. 13 | DT | Jamiyus Pittman | Promoted to active roster |
| Oct. 15 | T | Sam Young | Signed as FA |
| Oct. 15 | S | Maurice Smith | Waived |
| Oct. 16 | DT | DeShawn Williams | Signed to practice squad |
| Oct. 17 | LB | Chase Allen | Placed on Reserve/Injured List |
| Oct. 17 | S | Maurice Smith | Signed as FA |
| Oct. 24 | WR | Leonte Carroo | Promoted to active roster |
| Oct. 24 | WR | Albert Wilson | Placed on Reserve/Injured List |
| Oct. 29 | S | Maurice Smith | Waived |
| Oct. 29 | DT | Jamiyus Pittman | Waived |
| Oct. 30 | DT | Vincent Taylor | Placed on Reserve/Injured List |
| Oct. 31 | DT | Ziggy Hood | Signed as FA |
| Oct. 31 | DT | Sylvester Williams | Signed as FA |
| Oct. 31 | LB | Mike Hull | Activated off Reserve/Injured List |
| Oct. 31 | DT | DeShawn Williams | Released from practice squad |
| Oct. 31 | S | Maurice Smith | Signed to practice squad |
| Oct. 31 | DT | Jamiyus Pittman | Signed to practice squad |
| Nov. 2 | DT | Garrison Smith | Placed on Practice Squad/ Injured List |
| Nov. 2 | DT | DeShawn Williams | Signed to practice squad |
| Nov. 2 | C | Jake Brendel | Activated off Reserve/Injured List |
| Nov. 2 | CB | Cordrea Tankersley | Placed on Reserve/Injured List |
| Nov. 9 | G | Isaac Asiata | Promoted to active roster |
| Nov. 9 | LB | Martrell Spaight | Waived |
| Nov. 13 | DE | Cameron Malveaux | Waived |
| Nov. 15 | WR | Brice Butler | Signed as FA |
| Nov. 15 | DE | Cameron Malveaux | Signed to practice squad |
| Nov. 27 | DE | Cameron Malveaux | Released from practice squad (Ari.) |
| Nov. 28 | WR | Jakeem Grant | Placed on Reserve/Injured List |
| Nov. 28 | WR | Isaiah Ford | Promoted to active roster |
| Nov. 28 | WR | Francis Owusu | Signed to practice squad |
| Nov. 28 | S | Chris Lammons | Signed to practice squad |
| Dec. 4 | TE | A.J. Derby | Placed on Reserve/Injured List |
| Dec. 4 | CB | Dee Delaney | Acquired from waivers (Jax.) |
| Dec. 4 | DT | DeShawn Williams | Released from practice squad |
| Dec. 4 | LB | James Burgess | Signed to practice squad |
| Dec. 8 | CB | Dee Delaney | Waived |
| Dec. 8 | CB | Jalen Davis | Promoted to active roster |
| Dec. 10 | CB | Dee Delaney | Signed to practice squad |
| Dec. 12 | C | Jake Brendel | Placed on Reserve/Injured List |
| Dec. 12 | C/G | Hroniss Grasu | Signed as FA |
| Dec. 19 | RB | Frank Gore | Placed on Reserve/Injured List |

| DATE | POS. | PLAYER/COACH | TRANSACTION |
|---|---|---|---|
| Dec. 19 | DT | Kendrick Norton | Signed off Carolina's practice squad |
| Dec. 21 | C/G | Hroniss Grasu | Waived |
| Dec. 21 | S | Maurice Smith | Promoted to active roster |
| Dec. 31 | | Adam Gase | Relieved of his duties as head coach |
| Jan. 1 | LB | James Burgess | Signed to futures contract |
| Jan. 1 | C | Connor Hilland | Signed to futures contract |
| Jan. 1 | S | Chris Lammons | Signed to futures contract |
| Jan. 1 | DT | Jamiyus Pittman | Signed to futures contract |
| Jan. 1 | LB | Quentin Poling | Signed to futures contract |
| Jan. 1 | DE | Jeremiah Valoaga | Signed to futures contract |
| Jan. 7 | LB | Sam Eguavoen | Signed to futures contract |
| Jan. 12 | QB | Jake Rudock | Signed to futures contract |
| Feb. 1 | CB | Dee Delaney | Signed to futures contract |
| Feb. 4 | | Brian Flores | Named Head Coach |
| Feb. 8 | | Jim Caldwell | Named Assistant Head Coach/ Quarterbacks |
| Feb. 8 | | Danny Crossman | Named Special Teams Coordinator |
| Feb. 8 | | Patrick Graham | Named Defensive Coordinator |
| Feb. 8 | | Chad O'Shea | Named Offensive Coordinator |
| Feb. 8 | | Josh Boyer | Named Defensive Pass Game Coordinator/Cornerbacks |
| Feb. 8 | | Karl Dorrell | Named Wide Receivers Coach |
| Feb. 8 | | Pat Flaherty | Named Offensive Line Coach |
| Feb. 8 | | George Godsey | Named Tight Ends Coach |
| Feb. 8 | | Marion Hobby | Named Defensive Line Coach |
| Feb. 8 | | Rob Leonard | Named Linebackers Coach |
| Feb. 8 | | Tony Oden | Moved to Safeties Coach |
| Feb. 8 | | Jerry Schuplinski | Named Assistant Quarterbacks Coach |
| Feb. 8 | | Eric Studesville | Moved to Running Backs Coach |
| Feb. 8 | | Josh Grizzard | Moved to Quality Control Coach |
| Feb. 8 | | Matt Lombardi | Named Quality Control Coach |
| Feb. 8 | | Tiquan Underwood | Named Quality Control Coach |
| Feb. 8 | LS | John Denney | Re-signed |
| Feb. 11 | | Brendan Farrell | Named Assistant Special Teams Coach |
| Feb. 15 | DE | Tank Carradine | Signed as FA |
| Feb. 15 | CB | Jomal Wiltz | Signed as FA |
| Feb. 18 | | Mike Judge | Named Quality Control Coach |
| March 6 | G | Isaac Asiata | Placed Exclusive Rights Tender |
| March 6 | G/T | Jesse Davis | Placed Exclusive Rights Tender |
| March 6 | T | Zach Sterup | Placed Exclusive Rights Tender |
| March 6 | DE | Jonathan Woodard | Placed Exclusive Rights Tender |
| March 7 | DE | Andre Branch | Released |
| March 7 | C/G | Ted Larsen | Released |
| March 8 | WR | Danny Amendola | Released |
| March 9 | TE | Dwayne Allen | Signed as FA |
| March 12 | WR | DeVante Parker | Signed Contract Extension |
| March 13 | G | Josh Sitton | Released |
| March 14 | CB | Eric Rowe | Signed as UFA (NE) |
| March 14 | TE | Clive Walford | Signed as FA |
| March 15 | QB | Ryan Tannehill | Traded (Ten.) |
| March 18 | QB | Ryan Fitzpatrick | Signed as UFA (TB) |
| March 18 | G | Chris Reed | Signed as FA |
| March 22 | LB | Mike Hull | Re-signed |
| March 29 | DE | Robert Quinn | Traded (Dal.) |
| April 1 | G | Isaac Asiata | Signed Exclusive Rights Tender |
| April 1 | G/T | Jesse Davis | Signed Exclusive Rights Tender |
| April 1 | T | Zach Sterup | Signed Exclusive Rights Tender |
| April 1 | DE | Jonathan Woodard | Signed Exclusive Rights Tender |

| DATE | POS. | PLAYER/COACH | TRANSACTION |
|---|---|---|---|
| April 8 | DT | Durval Queiroz Neto | Allocated by NFL's International Player Pathway Program |
| April 8 | WR | Ricardo Louis | Signed as FA |
| April 9 | G | Michael Dunn | Signed as FA |
| April 9 | LB | Jayrone Elliott | Signed as FA |
| April 9 | RB | Kenneth Farrow | Signed as FA |
| April 9 | LB | Tyrone Holmes | Signed as FA |
| April 9 | WR | Reece Horn | Signed as FA |
| April 9 | T | Jaryd Jones-Smith | Signed as FA |
| April 9 | DT | Joey Mbu | Signed as FA |
| April 25 | DT | Christian Wilkins | Selected in NFL draft – D1, '19 |
| April 26 | QB | Josh Rosen | Acquired by Miami in trade (Ari.) |
| April 26 | G | Michael Deiter | Selected in NFL draft – D3, '19 |
| April 27 | LB | Andrew Van Ginkel | Selected in NFL draft – D5, '19 |
| April 27 | T | Isaiah Prince | Selected in NFL draft – D6, '19 |
| April 27 | FB | Chandler Cox | Selected in NFL draft – D7a, '19 |
| April 27 | RB | Myles Gaskin | Selected in NFL draft – D7b, '19 |
| May 1 | CB | Dee Delaney | Waived |
| May 1 | QB | Luke Falk | Waived |
| May 1 | DE | Jeremiah Valoaga | Waived |
| May 9 | T | Jordan Mills | Signed as FA |
| May 9 | DT | Christian Wilkins | Signed (D1, '19) |
| May 9 | LB | Andrew Van Ginkel | Signed (D5, '19) |
| May 9 | T | Isaiah Prince | Signed (D6, '19) |
| May 9 | RB | Chandler Cox | Signed (D7a, '19) |
| May 9 | RB | Myles Gaskin | Signed (D7b, '19) |
| May 9 | C/G | Ryan Anderson | Signed as undrafted college FA |
| May 9 | G | Shaq Calhoun | Signed as undrafted college FA |
| May 9 | LS | Wesley Farnsworth | Signed as undrafted college FA |
| May 9 | LB | Terrill Hanks | Signed as undrafted college FA |
| May 9 | S | Montre Hartage | Signed as undrafted college FA |
| May 9 | DE | Dewayne Hendrix | Signed as undrafted college FA |
| May 9 | CB | Tyler Horton | Signed as undrafted college FA |
| May 9 | WR | Trenton Irwin | Signed as undrafted college FA |
| May 9 | RB | Patrick Laird | Signed as undrafted college FA |
| May 9 | DE | Jonathan Ledbetter | Signed as undrafted college FA |
| May 9 | T | Aaron Monteiro | Signed as undrafted college FA |
| May 9 | TE | Chris Myarick | Signed as undrafted college FA |
| May 9 | CB | Nik Needham | Signed as undrafted college FA |
| May 9 | S | Rob Rolle | Signed as undrafted college FA |
| May 9 | DT | Cory Thomas | Signed as undrafted college FA |
| May 9 | LB | Tre' Watson | Signed as undrafted college FA |
| May 9 | WR | Preston Williams | Signed as undrafted college FA |
| May 9 | P | Stone Wilson | Signed as undrafted college FA |
| May 12 | C | Connor Hilland | Waived |
| May 12 | S | Rob Rolle | Waived |
| May 12 | C | Kirk Barron | Signed as FA |
| May 12 | CB | Jamar Summers | Signed as FA |
| May 12 | RB | Mark Walton | Signed as FA |
| May 13 | CB | Xavien Howard | Signed Contract Extension |
| May 16 | G | Isaac Asiata | Waived/Injured |
| May 16 | C | Kirk Barron | Waived |
| May 16 | WR | Ricardo Louis | Placed on Reserve/Injured List |
| May 16 | C | Tony Adams | Signed as FA |
| May 16 | G | Kyle Fuller | Signed as FA |
| May 16 | LB | Nate Orchard | Signed as FA |
| May 23 | LB | James Burgess | Waived |
| May 23 | DT | Adolphus Washington | Signed as FA |
| June 4 | CB | Tyler Horton | Waived/Left Team |
| June 14 | G | Michael Deiter | Signed (D3, '19) |

** as of July 18, 2019*

# ALL-TIME RESULTS VS. NFL TEAMS

(Records include postseason games)

## MIAMI 9, ARIZONA 3

(formerly St. Louis, Phoenix)

11/27/72 – at Miami 31, St. Louis 10
11/24/77 – Miami 55, at St. Louis 14
10/1/78 – at Miami 24, St. Louis 10
9/6/81 – Miami 20, at St. Louis 7
9/30/84 – Miami 36, at St. Louis 28
11/4/90 – at Miami 23, Phoenix 3
9/8/96 – Miami 38, at Arizona 10
9/19/99 – at Miami 19, Arizona 16
11/7/04 – Arizona 24, at Miami 23
9/14/08 – at Arizona 31, Miami 10
9/30/12 – at Arizona 24, Miami 21 (ot)
12/11/16 – at Miami 26, Arizona 23

## MIAMI 9, ATLANTA 4

11/30/70 – Miami 20, at Atlanta 7
11/3/74 – at Miami 42, Atlanta 7
9/21/80 – Miami 20, at Atlanta 17
12/10/83 – at Miami 31, Atlanta 24
11/30/86 – Atlanta 20, at Miami 14
10/11/92 – at Miami 21, Atlanta 17
12/3/95 – at Miami 21, Atlanta 20
12/27/98 – at Atlanta 38, Miami 16
12/30/01 – at Miami 21, Atlanta 14
11/6/05 – Atlanta 17, at Miami 10
9/13/09 – at Atlanta 19, Miami 7
9/22/13 – at Miami 27, Atlanta 23
10/15/17 – Miami 20, at Atlanta 17

## BALTIMORE 9, MIAMI 6

10/19/97 – Miami 24, at Baltimore 13
9/17/00 – at Miami 19, Baltimore 6
1/13/02 – *Baltimore 20, at Miami 3
11/17/02 – at Miami 26, Baltimore 7
11/16/03 – at Miami 9, Baltimore 6 (ot)
1/2/05 – at Baltimore 30, Miami 23
12/16/07 – at Miami 22, Baltimore 16 (ot)
10/19/08 – Baltimore 27, at Miami 13
1/4/09 – *Baltimore 27, at Miami 9
11/7/10 – at Baltimore 26, Miami 10
10/6/13 – Baltimore 26, at Miami 23
12/7/14 – Baltimore 28, at Miami 13
12/6/15 – at Miami 15, Baltimore 13
12/4/16 – at Baltimore 38, Miami 6
10/26/17 – at Baltimore 40, Miami 0

## MIAMI 61, BUFFALO 48 (1 TIE)

9/18/66 – at Buffalo 58, Miami 24
11/6/66 – Buffalo 29, at Miami 0
11/5/67 – at Buffalo 35, Miami 13
11/26/67 – at Miami 17, Buffalo 14
10/12/68 – at Miami 14, Buffalo 14 (tie)
11/10/68 – Miami 21, at Buffalo 17
10/26/69 – at Miami 24, Buffalo 6
11/16/69 – at Buffalo 28, Miami 3
10/18/70 – Miami 33, at Buffalo 14
12/20/70 – at Miami 45, Buffalo 7
9/26/71 – Miami 29, at Buffalo 14
11/7/71 – at Miami 34, Buffalo 0
10/22/72 – at Miami 24, Buffalo 23
11/5/72 – Miami 30, at Buffalo 16
10/21/73 – at Miami 27, Buffalo 6
11/18/73 – Miami 17, at Buffalo 0
9/22/74 – Miami 24, at Buffalo 16
11/17/74 – at Miami 35, Buffalo 28
10/26/75 – Miami 35, at Buffalo 30
12/7/75 – at Miami 31, Buffalo 21
9/13/76 – Miami 30, at Buffalo 21
12/5/76 – at Miami 45, Buffalo 27
9/18/77 – Miami 13, at Buffalo 0
12/17/77 – at Miami 31, Buffalo 14
9/17/78 – at Miami 31, Buffalo 24
11/12/78 – Miami 25, at Buffalo 24
9/2/79 – Miami 9, at Buffalo 7
10/14/79 – at Miami 17, Buffalo 7
9/7/80 – at Buffalo 17, Miami 7
10/19/80 – at Miami 17, Buffalo 14
10/21/81 – at Buffalo 31, Miami 21
12/19/81 – at Miami 16, Buffalo 6
11/21/82 – Miami 9, at Buffalo 7
12/27/82 – at Miami 27, Buffalo 10
9/4/83 – Miami 12, at Buffalo 0
10/9/83 – Buffalo 38, at Miami 35 (ot)
9/17/84 – Miami 21, at Buffalo 17
10/28/84 – at Miami 38, Buffalo 7
11/24/85 – Miami 23, at Buffalo 14
12/22/85 – at Miami 28, Buffalo 0
10/12/86 – at Miami 27, Buffalo 14
11/16/86 – Miami 34, at Buffalo 24
10/25/87 – Buffalo 34, at Miami 31 (ot)
11/29/87 – at Buffalo 27, Miami 0
9/11/88 – at Buffalo 9, Miami 6
11/14/88 – Buffalo 31, at Miami 6
9/10/89 – Buffalo 27, at Miami 24
10/29/89 – at Buffalo 31, Miami 17
9/16/90 – at Miami 30, Buffalo 7
12/23/90 – at Buffalo 24, Miami 14
1/12/91 – *at Buffalo 44, Miami 34
9/1/91 – at Buffalo 35, Miami 31
11/18/91 – Buffalo 41, at Miami 27
10/4/92 – Miami 37, at Buffalo 10
11/16/92 – Buffalo 26, at Miami 20
1/17/93 – **Buffalo 29, at Miami 10
9/26/93 – Miami 22, at Buffalo 13
12/19/93 – Buffalo 47, at Miami 34
10/9/94 – at Buffalo 21, Miami 11
12/4/94 – Buffalo 42, at Miami 31
10/29/95 – at Miami 23, Buffalo 6
12/17/95 – at Buffalo 23, Miami 20
12/30/95 – *at Buffalo 37, Miami 22
10/13/96 – Miami 21, at Buffalo 7
12/16/96 – at Miami 16, Buffalo 14
11/2/97 – at Buffalo 9, Miami 6
11/17/97 – at Miami 30, Buffalo 13
9/13/98 – at Miami 13, Buffalo 7
11/1/98 – at Buffalo 30, Miami 24
1/2/99 – *at Miami 24, Buffalo 17
10/4/99 – Buffalo 23, at Miami 18
11/14/99 – at Buffalo 23, Miami 3
10/8/00 – at Miami 22, Buffalo 13
12/3/00 – Miami 33, at Buffalo 6
11/25/01 – Miami 34, at Buffalo 27

1/6/02 – at Miami 34, Buffalo 7
10/20/02 – Buffalo 23, at Miami 10
12/1/02 – at Buffalo 38, Miami 21
9/21/03 – at Miami 17, Buffalo 7
12/21/03 – Miami 20, at Buffalo 3
10/17/04 – at Buffalo 20, Miami 13
12/5/04 – Buffalo 42, at Miami 32
10/9/05 – at Buffalo 20, Miami 14
12/4/05 – at Miami 24, Buffalo 23
9/17/06 – Buffalo 16, at Miami 6
12/17/06 – at Buffalo 21, Miami 0
11/11/07 – Buffalo 13, at Miami 10
12/9/07 – at Buffalo 38, Miami 17
10/26/08 – at Miami 25, Buffalo 16
12/7/08 – Miami 16, at Buffalo 3 (at Toronto)
10/4/09 – at Miami 38, Buffalo 10
11/29/09 – at Buffalo 31, Miami 14
9/12/10 – Miami 15, at Buffalo 10
12/19/10 – Buffalo 17, at Miami 14
11/20/11 – at Miami 35, Buffalo 8
12/18/11 – Miami 30, at Buffalo 23
11/15/12 – at Buffalo 19, Miami 14
12/23/12 – at Miami 24, Buffalo 10
10/20/13 – Buffalo 23, at Miami 21
12/22/13 – at Buffalo 19, Miami 0
9/14/14 – at Buffalo 29, Miami 10
11/13/14 – at Miami 22, Buffalo 9
9/27/15 – Buffalo 41, at Miami 14
11/8/15 – at Buffalo 33, Miami 17
10/23/16 – at Miami 28, Buffalo 25
12/24/16 – Miami 34, at Buffalo 31 (ot)
12/17/17 – at Buffalo 24, Miami 16
12/31/17 – Buffalo 22, at Miami 16
12/2/18 – at Miami 21, Buffalo 17
12/30/18 – at Buffalo 42, Miami 17

## MIAMI 4, CAROLINA 2

11/15/98 – Miami 13, at Carolina 9
11/4/01 – at Miami 23, Carolina 6
9/25/05 – at Miami 27, Carolina 24
11/19/09 – Miami 24, at Carolina 17
11/24/13 – Carolina 20, at Miami 16
11/13/17 – at Carolina 45, Miami 21

## MIAMI 9, CHICAGO 4

11/29/71 – at Miami 34, Chicago 3
11/2/75 – Miami 46, at Chicago 13
9/23/79 – at Miami 31, Chicago 16
12/2/85 – at Miami 38, Chicago 24
9/4/88 – at Chicago 34, Miami 7
11/24/91 – Miami 16, at Chicago 13 (ot)
11/13/94 – Chicago 17, at Miami 14
10/27/97@– Chicago 36, at Miami 33 (ot)
12/9/02 – at Miami 27, Chicago 9
11/5/06 – Miami 31, at Chicago 13
11/18/10 – Chicago 16, at Miami 0
10/19/14 – Miami 27, at Chicago 14
10/14/18 – at Miami 31, Chicago 28 (ot)

## MIAMI 16, CINCINNATI 7

10/20/68 – Miami 24, at Cincinnati 22
11/17/68 – Cincinnati 38, at Miami 21
9/14/69 – at Cincinnati 27, Miami 21
10/10/71 – Miami 23, at Cincinnati 13
12/23/73 – *at Miami 34, Cincinnati 16
12/2/74 – at Miami 24, Cincinnati 3
11/20/77 – at Cincinnati 23, Miami 17
10/9/78 – at Miami 21, Cincinnati 0
9/14/80 – at Miami 17, Cincinnati 16
11/28/83 – at Miami 38, Cincinnati 14
11/8/87 – Miami 20, at Cincinnati 14
10/15/89 – Miami 20, at Cincinnati 13
12/9/91 – at Miami 37, Cincinnati 13
10/2/94 – Miami 23, at Cincinnati 7
10/1/95 – Miami 26, at Cincinnati 23
10/1/00 – Miami 31, at Cincinnati 16
9/19/04 – at Cincinnati 16, Miami 13
12/30/07 – Cincinnati 38, at Miami 25
10/31/10 – Miami 22, at Cincinnati 14
10/7/12 – Miami 17, at Cincinnati 13
10/31/13 – at Miami 22, Cincinnati 20 (ot)
9/29/16 – at Cincinnati 22, Miami 7
10/7/18 – at Cincinnati 27, Miami 17

## MIAMI 11, CLEVELAND 8

10/25/70 – Cleveland 28, at Miami 0
12/24/72 – *at Miami 20, Cleveland 14
10/15/73 – Miami 17, at Cleveland 9
11/28/76 – at Cleveland 17, Miami 13
11/18/79 – at Cleveland 30, Miami 24 (ot)
1/4/86 – *at Miami 24, Cleveland 21
11/10/86 – at Cleveland 26, Miami 16
12/12/88 – at Miami 38, Cleveland 31
10/8/89 – at Miami 13, Cleveland 10 (ot)
11/25/90 – Miami 30, at Cleveland 13
9/14/92 – Miami 27, at Cleveland 23
10/10/93 – Miami 24, at Cleveland 14
12/26/04 – at Miami 10, Cleveland 7
11/20/05 – at Cleveland 22, Miami 0
10/14/07 – at Cleveland 41, Miami 31
12/5/10 – Cleveland 13, at Miami 10
9/25/11 – at Cleveland 17, Miami 16
9/8/13 – Miami 23, at Cleveland 10
9/25/16 – at Miami 30, Cleveland 24 (ot)

## MIAMI 7, DALLAS 7

1/16/72 – ***Dallas 24, Miami 3
11/22/73 – Miami 14, at Dallas 7
11/5/78 – at Miami 23, Dallas 16
10/25/81 – at Dallas 28, Miami 27
12/17/84 – at Miami 28, Dallas 21
11/22/87 – Miami 20, at Dallas 14
11/19/89 – Miami 17, at Dallas 14
11/25/93 – Miami 16, at Dallas 14
10/27/96 – Dallas 29, at Miami 10
11/25/99 – at Dallas 20, Miami 0
11/27/03 – Miami 40, at Dallas 21
9/16/07 – Dallas 37, at Miami 20
11/24/11 – at Dallas 20, Miami 19
11/22/15 – Dallas 24, at Miami 14

## MIAMI 12, DENVER 6 (1 TIE)

10/16/66 – at Miami 24, Denver 7
12/4/66 – at Denver 17, Miami 7
9/17/67 – at Miami 35, Denver 21
10/27/68 – at Denver 21, Miami 14
12/7/69 – at Miami 27, Denver 24
9/19/71 – Miami 10, at Denver 10 (tie)
12/20/75 – at Miami 14, Denver 13
9/29/85 – Miami 30, at Denver 26
12/21/98 – at Miami 31, Denver 21
1/9/99 – *at Denver 38, Miami 3

9/13/99 – Miami 38, at Denver 21
12/2/01 – at Miami 21, Denver 10
10/13/02 – Miami 24, at Denver 22
12/12/04 – at Denver 20, Miami 17
9/11/05 – at Miami 34, Denver 10
11/2/08 – Miami 26, at Denver 17
10/23/11 – Denver 18, at Miami 15 (ot)
11/23/14 – at Denver 39, Miami 36
12/3/17 – at Miami 35, Denver 9

## MIAMI 7, DETROIT 5

12/15/73 – at Miami 34, Detroit 7
12/9/79 – Miami 28, at Detroit 10
10/27/85 – at Detroit 31, Miami 21
9/15/91 – at Detroit 17, Miami 13
12/25/94 – at Miami 27, Detroit 20
12/7/97 – at Miami 33, Detroit 30
11/5/00 – Miami 23, at Detroit 8
9/8/02 – at Miami 49, Detroit 21
11/23/06 – Miami 27, at Detroit 10
12/26/10 – Detroit 34, at Miami 27
11/9/14 – at Detroit 20, Miami 16
10/21/18 – Detroit 32, at Miami 21

## MIAMI 10, GREEN BAY 5

12/19/71 – at Miami 27, Green Bay 6
10/5/75 – Miami 31, at Green Bay 7
10/28/79 – at Miami 27, Green Bay 7
12/8/85 – Miami 34, at Green Bay 24
9/18/88 – at Miami 24, Green Bay 17
10/22/89 – at Miami 23, Green Bay 20
9/22/91 – at Miami 16, Green Bay 13
9/11/94 – Miami 24, at Green Bay 14 (at Mil.)
9/14/97 – at Green Bay 23, Miami 18
10/29/00 – at Miami 28, Green Bay 20
11/4/02 – at Green Bay 24, Miami 10
10/22/06 – Green Bay 34, at Miami 24
10/17/10 – Miami 23, at Green Bay 20 (ot)
10/12/14 – Green Bay 27, at Miami 24
11/11/18 – at Green Bay 31, Miami 12

## HOUSTON 8, MIAMI 1

9/7/03 – Houston 21, at Miami 20
10/1/06 – at Houston 17, Miami 15
10/7/07 – at Houston 22, Miami 19
10/12/08 – at Houston 29, Miami 28
12/27/09 – Houston 27, at Miami 20
9/18/11 – Houston 23, at Miami 13
9/9/12 – at Houston 30, Miami 10
10/25/15 – at Miami 44, Houston 26
10/25/18 – at Houston 42, Miami 23

## MIAMI 47, INDIANAPOLIS 27

(formerly Baltimore)

11/1/70 – at Baltimore 35, Miami 0
11/22/70 – at Miami 34, Baltimore 17
11/21/71 – at Miami 17, Baltimore 14
12/11/71 – at Baltimore 14, Miami 3
1/2/72 – **at Miami 21, Baltimore 0
10/29/72 – Miami 23, at Baltimore 0
12/16/72 – at Miami 16, Baltimore 0
11/11/73 – at Miami 44, Baltimore 0
12/9/73 – at Baltimore 16, Miami 3
10/27/74 – at Miami 17, Baltimore 7
12/8/74 – Miami 17, at Baltimore 16
11/23/75 – Baltimore 33, at Miami 17
12/14/75 – at Baltimore 10, Miami 7 (ot)
10/10/76 – at Baltimore 28, Miami 14
11/22/76 – Baltimore 17, at Miami 16
10/9/77 – at Baltimore 45, Miami 28
12/5/77 – at Miami 17, Baltimore 6
9/10/78 – Miami 42, at Baltimore 0
10/29/78 – at Miami 26, Baltimore 8
11/11/79 – at Miami 19, Baltimore 0
11/25/79 – Miami 28, at Baltimore 24
10/5/80 – Baltimore 30, at Miami 17
12/14/80 – Miami 24, at Baltimore 14
9/27/81 – Miami 31, at Baltimore 28
11/1/81 – at Miami 27, Baltimore 10
9/19/82 – at Miami 24, Baltimore 20
1/2/83 – Miami 34, at Baltimore 7
10/23/83 – Miami 21, at Baltimore 7
11/20/83 – at Miami 37, Baltimore 0
9/23/84 – at Miami 44, Indianapolis 7
12/9/84 – Miami 35, at Indianapolis 17
9/15/85 – at Miami 30, Indianapolis 13
11/17/85 – Miami 34, at Indianapolis 20
9/14/86 – at Miami 30, Indianapolis 10
10/26/86 – Miami 17, at Indianapolis 13
9/20/87 – Miami 23, at Indianapolis 10
11/15/87 – Indianapolis 40, at Miami 21
9/25/88 – at Indianapolis 15, Miami 13
12/4/88 – Indianapolis 31, at Miami 28
11/5/89 – at Miami 19, Indianapolis 13
12/17/89 – at Indianapolis 42, Miami 13
10/28/90 – Miami 27, at Indianapolis 7
12/30/90 – at Miami 23, Indianapolis 17
9/8/91 – at Miami 17, Indianapolis 6
11/3/91 – Miami 10, at Indianapolis 6
10/25/92 – Indianapolis 31, at Miami 20
11/8/92 – Miami 28, at Indianapolis 0
9/5/93 – Miami 24, at Indianapolis 20
10/24/93 – at Miami 41, Indianapolis 27
11/6/94 – at Miami 22, Indianapolis 21
12/18/94 – at Indianapolis 10, Miami 6
10/8/95 – Indianapolis 27, at Miami 24 (ot)
11/26/95 – at Indianapolis 36, Miami 28
9/23/96 – at Indianapolis 10, Miami 6
11/10/96 – at Miami 37, Indianapolis 13
8/31/97 – at Miami 16, Indianapolis 10
12/14/97 – at Indianapolis 41, Miami 0
9/6/98 – Miami 24, at Indianapolis 15
11/8/98 – at Miami 27, Indianapolis 14
10/10/99 – Miami 34, at Indianapolis 31
12/5/99 – Indianapolis 37, at Miami 34
11/26/00 – Miami 17, at Indianapolis 14
12/17/00 – Indianapolis 20, at Miami 13
12/30/00 – *at Miami 23, Indianapolis 17 (ot)
11/11/01 – Miami 27, at Indianapolis 24
12/10/01 – at Miami 41, Indianapolis 6
9/15/02 – Miami 21, at Indianapolis 13
11/2/03 – Indianapolis 23, at Miami 17
12/31/06 – at Indianapolis 27, Miami 22
9/21/09 – Indianapolis 27, at Miami 23
11/4/12 – at Indianapolis 23, Miami 20
9/15/13 – Miami 24, at Indianapolis 20
12/27/15 – Indianapolis 18, at Miami 12
11/25/18 – at Indianapolis 27, Miami 24

## MIAMI 4, JACKSONVILLE 4

10/12/98 – at Jacksonville 28, Miami 21
1/15/00 – *at Jacksonville 62, Miami 7
10/12/03 – Miami 24, at Jacksonville 10

| | | |
|---|---|---|
| 12/3/06 | – | Jacksonville 24, at Miami 10 |
| 12/13/09 | – | Miami 14, at Jacksonville 10 |
| 12/16/12 | – | at Miami 24, Jacksonville 3 |
| 10/26/14 | – | Miami 27, at Jacksonville 13 |
| 9/20/15 | – | at Jacksonville 23, Miami 20 |
| 12/23/18 | – | Jacksonville 17, at Miami 7 |

## MIAMI 16, KANSAS CITY 14

| | | |
|---|---|---|
| 11/13/66 | – | at Kansas City 34, Miami 16 |
| 12/11/66 | – | Kansas City 19, at Miami 18 |
| 9/24/67 | – | Kansas City 24, at Miami 0 |
| 10/8/67 | – | at Kansas City 41, Miami 0 |
| 9/28/68 | – | Kansas City 48, at Miami 3 |
| 10/19/69 | – | at Kansas City 17, Miami 10 |
| 12/25/71 | – | *Miami 27, at Kansas City 24 (2ot) |
| 9/17/72 | – | Miami 20, at Kansas City 10 |
| 10/20/74 | – | at Miami 9, Kansas City 3 |
| 10/17/76 | – | Kansas City 20, at Miami 17(ot) |
| 12/13/81 | – | Miami 17, at Kansas City 7 |
| 9/25/83 | – | at Miami 14, Kansas City 6 |
| 9/22/85 | – | at Miami 31, Kansas City 0 |
| 10/11/87 | – | at Miami 42, Kansas City 0 |
| 12/3/89 | – | at Kansas City 26, Miami 21 |
| 12/24/89 | – | Kansas City 27, at Miami 24 |
| 1/5/91 | – | *at Miami 17, Kansas City 16 |
| 10/13/91 | – | at Kansas City 42, Miami 7 |
| 10/31/93 | – | at Miami 30, Kansas City 10 |
| 12/12/94 | – | at Miami 45, Kansas City 28 |
| 12/31/94 | – | *at Miami 27, Kansas City 17 |
| 12/11/95 | – | at Miami 13, Kansas City 6 |
| 10/5/97 | – | at Miami 17, Kansas City 14 |
| 9/29/02 | – | at Kansas City 48, Miami 30 |
| 10/21/05% | – | Kansas City 30, at Miami 20 |
| 11/12/06 | – | at Miami 13, Kansas City 10 |
| 12/21/08 | – | Miami 38, at Kansas City 31 |
| 11/6/11 | – | Miami 31, at Kansas City 3 |
| 9/21/14 | – | Kansas City 34, at Miami 15 |
| 12/24/17 | – | at Kansas City 29, Miami 13 |

## MIAMI 18, L.A. CHARGERS 15

(formerly San Diego)

| | | |
|---|---|---|
| 10/2/66 | – | at San Diego 44, Miami 10 |
| 11/12/67 | – | at San Diego 24, Miami 0 |
| 12/10/67 | – | at Miami 41, San Diego 24 |
| 11/3/68 | – | at San Diego 34, Miami 28 |
| 10/11/69 | – | San Diego 21, at Miami 14 |
| 10/15/72 | – | at Miami 24, San Diego 10 |
| 9/29/74 | – | Miami 28, at San Diego 21 |
| 10/30/77 | – | San Diego 14, at Miami 13 |
| 10/15/78 | – | Miami 28, at San Diego 21 |
| 11/20/80 | – | San Diego 27, at Miami 24 (ot) |
| 1/2/82 | – | *San Diego 41, at Miami 38 (ot) |
| 1/16/83 | – | *at Miami 34, San Diego 13 |
| 11/18/84 | – | at San Diego 34, Miami 28 (ot) |
| 9/7/86 | – | at San Diego 50, Miami 28 |
| 10/16/88 | – | at Miami 31, San Diego 28 |
| 12/15/91 | – | at San Diego 38, Miami 30 |
| 1/10/93 | – | *at Miami 31, San Diego 0 |
| 12/27/93 | – | at San Diego 45, Miami 20 |
| 1/8/95 | – | * at San Diego 22, Miami 21 |
| 11/5/95 | – | Miami 24, at San Diego 14 |
| 12/19/99 | – | at Miami 12, San Diego 9 |
| 11/12/00 | – | Miami 17, at San Diego 7 |
| 11/24/02 | – | at Miami 30, San Diego 3 |
| 10/27/03 | – | Miami 26, at San Diego 10 (at Tempe, Ariz.) |
| 12/11/05 | – | Miami 23, at San Diego 21 |
| 10/5/08 | – | at Miami 17, San Diego 10 |
| 9/27/09 | – | at San Diego 23, Miami 13 |
| 10/2/11 | – | at San Diego 26, Miami 16 |
| 11/17/13 | – | at Miami 20, San Diego 16 |
| 11/2/14 | – | at Miami 37, San Diego 0 |
| 12/20/15 | – | at San Diego 30, Miami 14 |
| 11/13/16 | – | Miami 31, at San Diego 24 |
| 9/17/17 | – | Miami 19, at L.A. Chargers 17 |

## MIAMI 11, L.A. RAMS 2

(formerly St. Louis)

| | | |
|---|---|---|
| 10/31/71 | – | Miami 20, at Los Angeles 14 |
| 10/3/76 | – | Los Angeles 31, at Miami 28 |
| 11/9/80 | – | Miami 35, at Los Angeles 14 |
| 10/30/83 | – | at Miami 30, L.A. Rams 14 |
| 12/14/86 | – | Miami 37, at L.A. Rams 31 (ot) |
| 9/20/92 | – | at Miami 26, L.A. Rams 10 |
| 12/24/95 | – | Miami 41, at St. Louis 22 |
| 10/18/98 | – | at Miami 14, St. Louis 0 |
| 9/30/01 | – | at St. Louis 42, Miami 10 |
| 10/24/04 | – | at Miami 31, St. Louis 14 |
| 11/30/08 | – | Miami 16, at St. Louis 12 |
| 10/14/12 | – | at Miami 17, St. Louis 14 |
| 11/20/16 | – | Miami 14, at Los Angeles 10 |

## MIAMI 8, MINNESOTA 5

| | | |
|---|---|---|
| 10/1/72 | – | Miami 16, at Minnesota 14 |
| 1/13/74 | – | ***Miami 24, Minnesota 7 |
| 12/11/76 | – | Minnesota 29, at Miami 7 |
| 9/16/79 | – | Miami 27, at Minnesota 12 |
| 12/5/82 | – | at Miami 22, Minnesota 14 |
| 10/2/88 | – | at Miami 24, Minnesota 7 |
| 9/25/94 | – | at Minnesota 38, Miami 35 |
| 9/10/00 | – | at Minnesota 13, Miami 7 |
| 12/21/02 | – | at Minnesota 20, Miami 17 |
| 11/19/06 | – | at Miami 24, Minnesota 20 |
| 9/19/10 | – | Miami 14, at Minnesota 10 |
| 12/21/14 | – | at Miami 37, Minnesota 35 |
| 12/16/14 | – | at Minnesota 41, Miami 17 |

## MIAMI 55, NEW ENGLAND 52

(formerly Boston)

| | | |
|---|---|---|
| 11/27/66 | – | Boston 20, at Miami 14 |
| 10/15/67 | – | at Boston 41, Miami 10 |
| 12/17/67 | – | at Miami 41, Boston 32 |
| 11/24/68 | – | Miami 34, at Boston 10 |
| 12/8/68 | – | at Miami 38, Boston 7 |
| 11/9/69 | – | Miami 17, at Boston 16 |
| 11/30/69 | – | Boston 38, at Miami 23 (at Tampa) |
| 9/20/70 | – | at Boston 27, Miami 14 |
| 12/6/70 | – | at Miami 37, Boston 20 |
| 10/17/71 | – | at Miami 41, New England 3 |
| 12/5/71 | – | at New England 34, Miami 13 |
| 11/12/72 | – | at Miami 52, New England 0 |
| 12/3/72 | – | Miami 37, at New England 21 |
| 9/30/73 | – | at Miami 44, New England 23 |
| 10/28/73 | – | Miami 30, at New England 14 |
| 9/15/74 | – | at New England 34, Miami 24 |
| 12/15/74 | – | at Miami 34, New England 27 |
| 9/28/75 | – | Miami 22, at New England 14 |
| 12/1/75 | – | at Miami 20, New England 7 |
| 9/19/76 | – | at New England 30, Miami 14 |
| 10/31/76 | – | at Miami 10, New England 3 |
| 11/13/77 | – | at Miami 17, New England 5 |
| 12/11/77 | – | at New England 14, Miami 10 |
| 10/22/78 | – | at New England 33, Miami 24 |

12/18/78 – at Miami 23, New England 3
10/21/79 – at New England 28, Miami 13
11/29/79 – at Miami 39, New England 24
10/12/80 – at New England 34, Miami 0
12/8/80 – at Miami 16, New England 13 (ot)
11/8/81 – Miami 30, at New England 27 (ot)
12/6/81 – at Miami 24, New England 14
12/12/82 – at New England 3, Miami 0
1/8/83 – *at Miami 28, New England 13
9/11/83 – at Miami 34, New England 24
11/13/83 – at New England 17, Miami 6
9/9/84 – at Miami 28, New England 7
10/21/84 – Miami 44, at New England 24
11/3/85 – at New England 17, Miami 13
12/16/85 – at Miami 30, New England 27
1/12/86 – **New England 31, at Miami 14
10/5/86 – at New England 34, Miami 7
12/22/86 – New England 34, at Miami 27
9/13/87 – at New England 28, Miami 21
12/28/87 – New England 24, at Miami 10
11/6/88 – at New England 21, Miami 10
11/20/88 – New England 6, at Miami 3
9/17/89 – Miami 24, at New England 10
12/10/89 – at Miami 31, New England 10
9/9/90 – Miami 27, at New England 24
10/18/90 – at Miami 17, New England 10
10/6/91 – Miami 20, at New England 10
11/10/91 – at Miami 30, New England 20
10/18/92$ – at Miami 38, New England 17
12/27/92 – Miami 16, at New England 13 (ot)
11/21/93 – at Miami 17, New England 13
1/2/94 – at New England 33, Miami 27 (ot)
9/4/94 – at Miami 39, New England 35
10/30/94 – Miami 23, at New England 3
9/10/95 – Miami 20, at New England 3
11/12/95 – New England 34, at Miami 17
9/1/96 – at Miami 24, New England 10
11/3/96 – at New England 42, Miami 23
11/23/97 – at New England 27, Miami 24
12/22/97 – New England 14, at Miami 12
12/28/97 – *at New England 17, Miami 3
10/25/98 – at Miami 12, New England 9 (ot)
11/23/98 – at New England 26, Miami 23
10/17/99 – Miami 31, at New England 30
11/21/99 – at Miami 27, New England 17
9/24/00 – at Miami 10, New England 3
12/24/00 – Miami 27, at New England 24
10/7/01 – at Miami 30, New England 10
12/22/01 – at New England 20, Miami 13
10/6/02 – at Miami 26, New England 13
12/29/02 – at New England 27, Miami 24 (ot)
10/19/03 – New England 19, at Miami 13 (ot)
12/7/03 – at New England 12, Miami 0
10/10/04 – at New England 24, Miami 10
12/20/04 – at Miami 29, New England 28
11/13/05 – New England 23, at Miami 16
1/1/06 – Miami 28, at New England 26
10/8/06 – at New England 20, Miami 10
12/10/06 – at Miami 21, New England 0
10/21/07 – New England 49, at Miami 28
12/23/07 – at New England 28, Miami 7
9/21/08 – Miami 38, at New England 13
11/23/08 – New England 48, at Miami 28
11/8/09 – at New England 27, Miami 17
12/6/09 – at Miami 22, New England 21
10/4/10 – New England 41, at Miami 14
1/2/11 – at New England 38, Miami 7
9/12/11 – New England 38, at Miami 24
12/24/11 – at New England 27, Miami 24
12/2/12 – New England 23, at Miami 16
12/30/12 – at New England 28, Miami 0
10/27/13 – at New England 27, Miami 17
12/15/13 – at Miami 24, New England 20
9/7/14 – at Miami 33, New England 20
12/14/14 – at New England 41, Miami 13
10/29/15 – at New England 36, Miami 7
1/3/16 – at Miami 20, New England 10
9/18/16 – at New England 31, Miami 24
1/1/17 – New England 35, at Miami 14
11/26/17 – at New England 35, Miami 17
12/11/17 – at Miami 27, New England 20
9/30/18 – at New England 38, Miami 7
12/9/18 – at Miami 34, New England 33

## MIAMI 6, NEW ORLEANS 6

11/15/70 – at Miami 21, New Orleans 10
11/10/74 – Miami 21, at New Orleans 0
9/28/80 – at Miami 21, New Orleans 16
10/2/83 – at New Orleans 17, Miami 7
12/7/86 – Miami 31, at New Orleans 27
11/29/92 – at New Orleans 24, Miami 13
10/15/95 – at New Orleans 33, Miami 30
11/29/98 – at Miami 30, New Orleans 10
10/30/05 – Miami 21, at New Orleans 6 (at Baton Rouge, La.)
10/25/09 – New Orleans 46, at Miami 34
9/30/13 – at New Orleans 38, Miami 17
10/1/17 – New Orleans 20, at Miami 0 (at London, England)

## N.Y. GIANTS 6, MIAMI 2

12/10/72 – Miami 23, at N.Y. Giants 13
9/23/90 – at N.Y. Giants 20, Miami 3
12/5/93 – N.Y. Giants 19, at Miami 14
12/8/96 – N.Y. Giants 17, at Miami 7
10/5/03 – Miami 23, at N.Y. Giants 10
10/28/07 – N.Y. Giants 13, at Miami 10 (at London, England
10/30/11 – at N.Y. Giants 20, Miami 17
12/14/15 – N.Y. Giants 31, at Miami 24

## N.Y. JETS 54, MIAMI 52 (1 TIE)

9/9/66 – N.Y. Jets 19, at Miami 14
11/20/66 – at N.Y. Jets 30, Miami 13
10/1/67 – at N.Y. Jets 29, Miami 7
10/22/67 – N.Y. Jets 33, at Miami 14
12/1/68 – at N.Y. Jets 35, Miami 17
12/15/68 – N.Y. Jets 31, at Miami 7
11/2/69 – at N.Y. Jets 34, Miami 31
12/14/69 – N.Y. Jets 27, at Miami 9
10/10/70 – Miami 20, at N.Y. Jets 6
12/13/70 – at Miami 16, N.Y. Jets 10
10/3/71 – N Y. Jets 14, at Miami 10
10/24/71 – Miami 30, at N.Y. Jets 14
10/8/72 – Miami 27, at N.Y. Jets 17
11/19/72 – at Miami 28, N.Y. Jets 24
10/7/73 – at Miami 31, N.Y. Jets 3
11/4/73 – Miami 24, at N.Y. Jets 14
10/7/74 – at Miami 21, N.Y. Jets 17
11/24/74 – at N.Y Jets 17, Miami 14
10/19/75 – Miami 43, at N.Y. Jets 0
11/9/75 – at Miami 27, N.Y. Jets 7
9/26/76 – at Miami 16, N.Y. Jets 0
11/7/76 – Miami 27, at N.Y. Jets 7
10/16/77 – at Miami 21, N.Y. Jets 17

11/6/77 – Miami 14, at N.Y. Jets 10
9/3/78 – at N.Y. Jets 33, Miami 20
11/26/78 – N.Y. Jets 24, at Miami 13
9/30/79 – at N.Y. Jets 33, Miami 27
12/15/79 – N.Y. Jets 27, at Miami 24
10/27/80 – at N.Y. Jets 17, Miami 14
12/20/80 – N.Y. Jets 24, at Miami 17
10/4/81 – at Miami 28, N.Y. Jets 28 (tie)
11/22/81 – at N.Y. Jets 16, Miami 15
9/12/82 – Miami 45, at N Y Jets 28
12/18/82 – at Miami 20, N.Y. Jets 19
1/23/83 – **at Miami 14, N .Y. Jets 0
10/16/83 – Miami 32, at N.Y. Jets 14
12/16/83 – at Miami 34, N.Y. Jets 14
11/4/84 – Miami 31, at N.Y. Jets 17
11/26/84 – at Miami 28, N.Y. Jets 17
10/14/85 – at N.Y. Jets 23, Miami 7
11/10/85 – at Miami 21, N.Y. Jets 17
9/21/86 – at N.Y. Jets 51, Miami 45 (ot)
11/24/86 – at Miami 45, N.Y. Jets 3
10/18/87 – at N.Y. Jets 37, Miami 31 (ot)
12/7/87 – at Miami 37, N.Y. Jets 28
10/23/88 – N.Y. Jets 44, at Miami 30
11/27/88 – at N.Y. Jets 38, Miami 34
9/24/89 – N.Y. Jets 40, at Miami 33
11/12/89 – Miami 31, at N.Y. Jets 23
10/7/90 – at Miami 20, N.Y. Jets 16
11/11/90 – Miami 17, at N.Y. Jets 3
9/29/91 – at N.Y. Jets 41, Miami 23
12/22/91 – N.Y. Jets 23, at Miami 20 (ot)
11/1/92 – at N.Y. Jets 26, Miami 14
12/20/92 – at Miami 19, N.Y. Jets 17
9/12/93 – N.Y. Jets 24, at Miami 14
11/7/93 – at N.Y. Jets 27, Miami 10
9/18/94 – at Miami 28, N.Y. Jets 14
11/27/94 – Miami 28, at N.Y. Jets 24
9/3/95 – at Miami 52, N.Y. Jets 14
10/22/95 – at N.Y. Jets 17, Miami 16
9/15/96 – at Miami 36, N.Y. Jets 27
12/22/96 – Miami 31, at N.Y. Jets 28
10/12/97 – Miami 31, at N.Y. Jets 20
11/9/97 – at Miami 24, N.Y. Jets 17
10/4/98 – at N.Y. Jets 20, Miami 9
12/13/98 – N.Y. Jets 21, at Miami 16
12/12/99 – at N.Y. Jets 28, Miami 20
12/27/99 – N.Y. Jets 38, at Miami 31
10/23/00 – at N.Y. Jets 40, Miami 37 (ot)
11/19/00 – N.Y. Jets 20, at Miami 3
10/14/01 – at N.Y. Jets 21, Miami 17
11/18/01 – N.Y. Jets 24, at Miami 0
9/22/02 – at Miami 30, N.Y. Jets 3
11/10/02 – at N.Y. Jets 13, Miami 10
9/14/03 – Miami 21, at N.Y. Jets 10
12/28/03 – at Miami 23, N.Y. Jets 21
10/3/04 – N.Y. Jets 17, at Miami 9
11/1/04 – at N.Y. Jets 41, Miami 14
9/18/05 – at N.Y. Jets 17, Miami 7
12/18/05 – at Miami 24, N.Y. Jets 20
10/15/06 – at N.Y. Jets 20, Miami 17
12/25/06 – N.Y. Jets 13, at Miami 10
9/23/07 – at N.Y. Jets 31, Miami 28
12/2/07 – N.Y. Jets 40, at Miami 13
9/7/08 – N.Y. Jets 20, at Miami 14
12/28/08 – Miami 24, at N.Y. Jets 17
10/12/09 – at Miami 31, N.Y. Jets 27
11/1/09 – Miami 30, at N.Y. Jets 25
9/26/10 – N.Y. Jets 31, at Miami 23
12/12/10 – Miami 10, at N.Y. Jets 6
10/17/11 – at N.Y. Jets 24, Miami 6
1/1/12 – at Miami 19, N.Y. Jets 17
9/23/12 – N.Y. Jets 23, at Miami 20 (ot)
10/28/12 – Miami 30, at N.Y. Jets 9
12/1/13 – Miami 23, at N.Y. Jets 3
12/29/13 – N.Y. Jets 20, at Miami 7
12/1/14 – Miami 16, at N.Y. Jets 13
12/28/14 – N.Y. Jets 37, at Miami 24
10/4/15 – N.Y. Jets 27, at Miami 14 (at London, England)
11/29/15 – at N.Y. Jets 38, Miami 20
11/6/16 – at Miami 27, N.Y. Jets 23
12/17/16 – Miami 34, at N.Y. Jets 13
9/24/17 – at N.Y. Jets 20, Miami 6
10/22/17 – at Miami 31, N.Y. Jets 28
9/16/18 – Miami 20, at N.Y. Jets 12
11/4/18 – at Miami 13, N.Y. Jets 6

## OAKLAND 20, MIAMI 18 (1 TIE)

(formerly Los Angeles)

9/2/66 – Oakland 23, at Miami 14
10/9/66 – at Oakland 21, Miami 10
11/19/67 – at Oakland 31, Miami 17
9/21/68 – Oakland 47, at Miami 21
9/20/69 – at Oakland 20, Miami 17
10/4/69 – at Miami 20, Oakland 20 (tie)
10/3/70 – at Miami 20, Oakland 13
12/27/70 – *at Oakland 21, Miami 14
9/23/73 – at Oakland 12, Miami 7 (at Berkeley)
12/30/73 – **at Miami 27, Oakland 10
12/21/74 – *at Oakland 28, Miami 26
9/22/75 – Oakland 31, at Miami 21
12/10/78 – at Miami 23, Oakland 6
10/8/79 – at Oakland 13, Miami 3
11/2/80 – at Oakland 16, Miami 10
11/15/81 – Oakland 33, at Miami 17
9/19/83 – at L.A. Raiders 27, Miami 14
12/2/84 – L.A. Raiders 45, at Miami 34
10/19/86 – L.A. Raiders 30, at Miami 28
10/9/88 – Miami 24, at L.A. Raiders 14
11/19/90 – L.A. Raiders 13, at Miami 10
12/14/92 – at Miami 20, L.A. Raiders 7
10/16/94 – at Miami 20, L.A. Raiders 17(ot)
12/1/96 – at Oakland 17, Miami 7
11/30/97 – Miami 34, at Oakland 16
12/6/98 – Miami 27, at Oakland 17
10/31/99 – Miami 16, at Oakland 9
1/6/01 – *at Oakland 27, Miami 0
9/23/01 – at Miami 18, Oakland 15
12/15/02 – at Miami 23, Oakland 17
11/27/05 – Miami 33, at Oakland 21
9/30/07 – Oakland 35, at Miami 17
11/16/08 – at Miami 17, Oakland 15
11/28/10 – Miami 33, at Oakland 17
12/4/11 – at Miami 34, Oakland 14
9/16/12 – at Miami 35, Oakland 13
9/28/14 – Miami 38, at Oakland 14 (at London, England
11/5/17 – Oakland 27, at Miami 24
9/23/18 – at Miami 28, Oakland 20

## MIAMI 8, PHILADELPHIA 6

11/8/70 – at Philadelphia 24, Miami 17
10/12/75 – at Miami 24, Philadelphia 16
9/24/78 – at Philadelphia 17, Miami 3
11/30/81 – at Miami 13, Philadelphia 10
11/11/84 – at Miami 24, Philadelphia 23
12/13/87 – Miami 28, at Philadelphia 10

12/9/90 – at Miami 23, Philadelphia 20 (ot)
11/14/93 – Miami 19, at Philadelphia 14
10/20/96 – at Philadelphia 35, Miami 28
10/24/99 – at Miami 16, Philadelphia 13
12/15/03 – Philadelphia 34, at Miami 27
11/18/07 – at Philadelphia 17, Miami 7
12/11/11 – Philadelphia 26, at Miami 10
11/15/15 – Miami 20, at Philadelphia 19

## PITTSBURGH 14, MIAMI 13

11/14/71 – at Miami 24, Pittsburgh 21
12/31/72 – **Miami 21, at Pittsburgh 17
12/3/73 – at Miami 30, Pittsburgh 26
11/14/76 – at Pittsburgh 14, Miami 3
12/30/79 – *at Pittsburgh 34, Miami 14
11/30/80 – at Pittsburgh 23, Miami 10
9/10/81 – at Miami 30, Pittsburgh 10
10/7/84 – Miami 31, at Pittsburgh 7
1/6/85 – **at Miami 45, Pittsburgh 28
10/6/85 – at Miami 24, Pittsburgh 20
11/1/87 – at Miami 35, Pittsburgh 24
12/18/88 – at Pittsburgh 40, Miami 24
11/26/89 – Pittsburgh 34, at Miami 14
9/30/90 – Miami 28, at Pittsburgh 6
12/13/93 – Pittsburgh 21, at Miami 20
11/20/94 – at Pittsburgh 16, Miami 13 (ot)
9/18/95 – at Miami 23, Pittsburgh 10
11/25/96 – Pittsburgh 24, at Miami 17
9/20/98 – at Miami 21, Pittsburgh 0
9/26/04 – Pittsburgh 13, at Miami 3
9/7/06 – at Pittsburgh 28, Miami 17
11/26/07 – at Pittsburgh 3, Miami 0
1/3/10 – Pittsburgh 30, at Miami 24
10/24/10 – Pittsburgh 23, at Miami 22
12/8/13 – Miami 34, at Pittsburgh 28
10/16/16 – at Miami 30, Pittsburgh 15
1/8/17 – *at Pittsburgh 30, Miami 12

## MIAMI 7, SAN FRANCISCO 6

9/16/73 – at Miami 21, San Francisco 13
9/25/77 – Miami 19, at San Francisco 15
11/16/80 – at Miami 17, San Francisco 13
11/6/83 – Miami 20, at San Francisco 17
1/20/85 – ***San Francisco 38, Miami 16
9/28/86 – San Francisco 31, at Miami 16
12/6/92 – at San Francisco 27, Miami 3
11/20/95 – San Francisco 44, at Miami 20
12/16/01 – at San Francisco 21, Miami 0
11/28/04 – Miami 24, at San Francisco 17
12/14/08 – at Miami 14, San Francisco 9
12/9/12 – at San Francisco 27, Miami 13
11/27/16 – at Miami 31, San Francisco 24

## MIAMI 10, SEATTLE 5

10/23/77 – at Miami 31, Seattle 13
9/9/79 – at Miami 19, Seattle 10
12/31/83 – *Seattle 27, at Miami 20
12/29/84 – *at Miami 31, Seattle 10
10/4/87 – at Seattle 24, Miami 20
12/16/90 – at Miami 24, Seattle 17
9/27/92 – Miami 19, at Seattle 17
10/6/96 – Seattle 22, at Miami 15
1/9/00 – *Miami 20, at Seattle 17
9/3/00 – at Miami 23, Seattle 0
10/28/01 – Miami 24, at Seattle 20
11/21/04 – at Seattle 24, Miami 17
11/9/08 – at Miami 21, Seattle 19
11/25/12 – at Miami 24, Seattle 21
9/11/16 – at Seattle 12, Miami 10

## MIAMI 5, TAMPA BAY 6

10/24/76 – Miami 23, at Tampa Bay 20
11/29/82 – at Tampa Bay 23, Miami 17
10/20/85 – at Miami 41, Tampa Bay 38
10/30/88 – Miami 17, at Tampa Bay 14
12/1/91 – at Miami 33, Tampa Bay 14
9/21/97 – at Tampa Bay 31, Miami 21
12/10/00 – Tampa Bay 16, at Miami 13
10/16/05 – at Tampa Bay 27, Miami 13
11/15/09 – at Miami 25, Tampa Bay 23
11/11/13 – at Tampa Bay 22, Miami 19
11/19/17^ – Tampa Bay 30, at Miami 20

## MIAMI 21, TENNESSEE 17

(formerly Houston)

10/23/66 – Miami 20, at Houston 13
12/18/66 – at Miami 29, Houston 28
12/3/67 – at Houston 17, Miami 14
12/23/67 – Houston 41, at Miami 10
9/14/68 – Houston 24, at Miami 10
10/6/68 – Miami 24, at Houston 7
9/28/69 – at Houston 22, Miami 10
11/23/69 – Houston 32, at Miami 7
9/27/70 – Miami 20, at Houston 10
9/24/72 – at Miami 34, Houston 13
11/16/75 – at Houston 20, Miami 19
10/2/77 – at Miami 27, Houston 7
11/20/78 – at Houston 35, Miami 30
12/24/78 – *Houston 17, at Miami 9
11/5/79 – Houston 9, at Miami 6
9/20/81 – Miami 16, at Houston 10
12/4/83 – Miami 24, at Houston 17
10/14/84 – at Miami 28, Houston 10
9/8/85 – at Houston 26, Miami 23
11/2/86 – at Miami 28, Houston 7
10/1/89 – at Houston 39, Miami 7
10/20/91 – Houston 17, at Miami 13
11/22/92 – at Miami 19, Houston 16
11/17/96 – Miami 23, at Houston 20
9/7/97 – at Miami 16, Tennessee 13 (ot)
11/7/99 – at Miami 17, Tennessee 0
9/9/01 – Miami 31, at Tennessee 23
11/9/03 – at Tennessee 31, Miami 7
9/11/04# – Tennessee 17, at Miami 7
12/24/05 – at Miami 24, Tennessee 10
9/24/06 – at Miami 13, Tennessee 10
12/20/09 – at Tennessee 27, Miami 24 (ot)
11/14/10 – at Miami 29, Tennessee 17
11/11/12 – Tennessee 37, at Miami 3
10/18/15 – Miami 38, at Tennessee 10
10/9/16 – Tennessee 30, at Miami 17
10/8/17 – at Miami 16, Tennessee 10
9/9/18 – at Miami 27, Tennessee 20

## MIAMI 9, WASHINGTON 5

1/14/73 – *** Miami 14, Washington 7
10/13/74 – at Washington 20, Miami 17
12/3/78 – Miami 16, at Washington 0
10/18/81 – at Miami 13, Washington 10
1/30/83 – *** Washington 27, Miami 17
9/2/84 – Miami 35, at Washington 17
12/20/87 – at Miami 23, Washington 21

| | | |
|---|---|---|
| 12/2/90 | – | at Washington 42, Miami 20 |
| 10/4/93 | – | at Miami 17, Washington 10 |
| 1/2/00 | – | at Washington 21, Miami 10 |
| 11/23/03 | – | at Miami 24, Washington 23 |
| 9/9/07 | – | at Washington 16, Miami 13(ot) |
| 11/13/11 | – | at Miami 20, Washington 9 |
| 9/13/15 | – | Miami 17, at Washington 10 |

$ – Game originally scheduled for 9/7/92
@ – Game originally scheduled for 10/26/97
# – Game originally scheduled for 9/12/04
% – Game originally scheduled for 10/23/05
^ – Game originally scheduled for 9/10/17

* AFC Playoff ** AFC Championship
*** Super Bowl

# ALL-TIME DOLPHINS WON-LOST RECORDS

(Records include postseason games)

| OPPONENT | W | L | T | PCT | PTS | OPP | LAST MTG. |
|---|---|---|---|---|---|---|---|
| Arizona | 9 | 3 | 0 | .750 | 326 | 200 | 2016 |
| Atlanta | 9 | 4 | 0 | .643 | 270 | 240 | 2017 |
| Baltimore | 6 | 9 | 0 | .400 | 215 | 323 | 2017 |
| Buffalo | 61 | 48 | 1 | .559 | 2349 | 2185 | 2018 |
| Carolina | 4 | 2 | 0 | .667 | 124 | 121 | 2017 |
| Chicago | 9 | 4 | 0 | .692 | 335 | 236 | 2018 |
| Cincinnati | 16 | 7 | 0 | .696 | 520 | 408 | 2018 |
| Cleveland | 11 | 8 | 0 | .579 | 366 | 370 | 2016 |
| Dallas | 7 | 7 | 0 | .500 | 251 | 289 | 2015 |
| Denver | 12 | 6 | 1 | .658 | 441 | 364 | 2017 |
| Detroit | 7 | 5 | 0 | .583 | 319 | 240 | 2018 |
| Green Bay | 10 | 5 | 0 | .667 | 345 | 287 | 2018 |
| Houston | 1 | 8 | 0 | .111 | 192 | 237 | 2018 |
| Indianapolis | 47 | 27 | 0 | .635 | 1663 | 1275 | 2018 |
| Jacksonville | 4 | 5 | 0 | .444 | 154 | 190 | 2018 |
| Kansas City | 16 | 14 | 0 | .533 | 585 | 624 | 2017 |
| Los Angeles Chargers | 18 | 15 | 0 | .545 | 770 | 721 | 2017 |
| Los Angeles Rams | 11 | 2 | 0 | .846 | 319 | 228 | 2016 |
| Minnesota | 8 | 5 | 0 | .615 | 271 | 260 | 2018 |
| New England | 55 | 52 | 0 | .514 | 2284 | 2329 | 2018 |
| New Orleans | 6 | 6 | 0 | .500 | 246 | 247 | 2017 |
| New York Giants | 2 | 6 | 0 | .250 | 121 | 143 | 2015 |
| New York Jets | 52 | 54 | 1 | .491 | 2321 | 2265 | 2018 |
| Oakland | 18 | 20 | 1 | .474 | 801 | 792 | 2018 |
| Philadelphia | 8 | 6 | 0 | .571 | 259 | 278 | 2015 |
| Pittsburgh | 13 | 14 | 0 | .481 | 569 | 545 | 2016 |
| San Francisco | 7 | 6 | 0 | .538 | 214 | 296 | 2016 |
| Seattle | 10 | 5 | 0 | .667 | 318 | 253 | 2016 |
| Tampa Bay | 5 | 6 | 0 | .455 | 242 | 258 | 2017 |
| Tennessee | 21 | 17 | 0 | .552 | 719 | 712 | 2018 |
| Washington | 9 | 5 | 0 | .643 | 256 | 233 | 2015 |
| **TOTALS** | **472** | **381** | **4** | **.553** | **18,165** | **17,149** | |

## THE 200-YARD MAN

Running back Jay Ajayi rushed for 200 yards in three contests in 2016, including back-to-back games in Week 6 and Week 7, becoming one of only four players to accomplish that feat in NFL history. Two of his 200-yard games came against the Buffalo Bills while the other was vs. the Pittsburgh Steelers. Ajayi joined O.J. Simpson (1973 and 1976), Earl Campbell (1980) and Ricky Williams (2002) as the only players in NFL history to rush for 200-plus yards in consecutive games. He became one of just four NFL players to ever rush for 200 yards at least three times in the same season. The others to do so are Campbell (1980, four times), Simpson (1973, three times) and Tiki Barber (2005, three times). Ajayi rushed for 420 yards in two games against Buffalo in 2016, the fourth-highest rushing total against one team in a single season, trailing Jamal Lewis (500 vs. Cleveland in 2003), Simpson (469 vs. New England in 1973) and LaDainian Tomlinson (430 vs. Oakland in 2003).

# MIAMI IN PRESEASON

| OPPONENT | W | L | T | PCT | PTS | OPP | LAST MTG. |
|---|---|---|---|---|---|---|---|
| Arizona | 1 | 0 | 0 | 1.000 | 28 | 7 | 1978 |
| Atlanta | 9 | 8 | 0 | .529 | 306 | 314 | 2018 |
| Baltimore | 0 | 2 | 0 | .000 | 17 | 58 | 2018 |
| Buffalo | 3 | 0 | 1 | .875 | 99 | 72 | 1987 |
| Carolina | 2 | 4 | 0 | .333 | 124 | 127 | 2018 |
| Chicago | 4 | 9 | 1 | .321 | 216 | 230 | 2015 |
| Cincinnati | 4 | 3 | 0 | .571 | 120 | 117 | 1975 |
| Cleveland | 0 | 1 | 0 | .000 | 10 | 17 | 1986 |
| Dallas | 3 | 7 | 0 | .300 | 198 | 232 | 2016 |
| Denver | 6 | 5 | 0 | .545 | 240 | 222 | 1997 |
| Detroit | 6 | 1 | 0 | .857 | 180 | 134 | 1999 |
| Green Bay | 4 | 5 | 0 | .444 | 139 | 141 | 2001 |
| Houston | 1 | 1 | 0 | .500 | 41 | 27 | 2013 |
| Indianapolis | 2 | 2 | 0 | .500 | 67 | 61 | 1984 |
| Jacksonville | 6 | 4 | 0 | .600 | 206 | 183 | 2013 |
| Kansas City | 3 | 1 | 1 | .700 | 84 | 67 | 2008 |
| Los Angeles Chargers | 1 | 3 | 0 | .250 | 62 | 91 | 2001 |
| Los Angeles Rams | 3 | 2 | 0 | .600 | 83 | 84 | 2014 |
| Minnesota | 9 | 12 | 0 | .429 | 347 | 400 | 2017 |
| New England | 1 | 1 | 0 | .500 | 30 | 19 | 1969 |
| New Orleans | 14 | 7 | 0 | .667 | 374 | 312 | 2013 |
| New York Giants | 7 | 0 | 0 | 1.000 | 168 | 96 | 2016 |
| New York Jets | 0 | 1 | 0 | .000 | 14 | 31 | 1966 |
| Oakland | 3 | 0 | 0 | 1.000 | 71 | 57 | 1991 |
| Philadelphia | 5 | 5 | 0 | .500 | 184 | 166 | 2017 |
| Pittsburgh | 2 | 2 | 0 | .500 | 53 | 54 | 2005 |
| San Francisco | 3 | 0 | 1 | .875 | 82 | 65 | 1998 |
| Seattle | 1 | 0 | 0 | 1.000 | 24 | 7 | 1980 |
| Tampa Bay | 17 | 14 | 0 | .548 | 504 | 480 | 2018 |
| Tennessee | 1 | 2 | 0 | .333 | 30 | 53 | 2016 |
| Washington | 9 | 5 | 0 | .643 | 307 | 238 | 2004 |
| **TOTALS** | **130** | **107** | **4** | **.548** | **4,408** | **4,162** | |

# 2018 DOLPHINS PRESEASON STATISTICS

## PRESEASON RESULTS (1-3)

| DATE | OPPONENT | SCORE | W/L | ATTENDANCE |
|---|---|---|---|---|
| Aug. 9 | TAMPA BAY | 24-26 | L | 51,042 |
| Aug. 17 | at Carolina | 20-27 | L | 72,200 |
| Aug. 25 | BALTIMORE | 10-27 | L | 60,071 |
| Aug. 30 | at Atlanta | 34-7 | W | 71,192 |

## DOLPHINS NO. 1 OVERALL DRAFT PICKS

The Dolphins have had five former No. 1 overall picks play for the team, but only one was selected by the Dolphins. Former No. 1 picks to play for the Dolphins include wide receiver Irving Fryar (1984 by New England), defensive tackles Steve Emtman (1992 by Indianapolis), Dan Wilkinson (1994 by Cincinnati), defensive end Mario Williams (2006 by Houston) and tackle Jake Long (2008 by Miami). This does not include running back Jim Grabowski (drafted in the 1966 AFL draft by Miami), but signed instead with the NFL's Green Bay Packers or quarterback Bernie Kosar, who was selected as the first overall pick in the 1985 supplemental draft by the Cleveland Browns before joining the Dolphins later in his career.

## TEAM STATISTICS

| | DOLPHINS | OPPONENTS |
|---|---|---|
| **TOTAL FIRST DOWNS** | **79** | **82** |
| Rushing | 21 | 34 |
| Passing | 49 | 41 |
| Penalty | 9 | 7 |
| 3rd Down: Made/Att | 13/54 | 21/54 |
| 3rd Down Pct. | 24.1% | 38.9% |
| 4th Down: Made/Att | 4/8 | 2/3 |
| 4th Down Pct. | 50.0% | 66.7% |
| **POSSESSION AVG.** | **28:56** | **31:04** |
| **TOTAL NET YARDS** | **1,291** | **1,415** |
| Avg. Per Game | 322.8 | 353.8 |
| Total Plays | 264 | 267 |
| Avg. Per Play | 4.9 | 5.3 |
| **NET YARDS RUSHING** | **405** | **606** |
| Avg. Per Game | 101.3 | 151.5 |
| Total Rushes | 87 | 123 |
| **NET YARDS PASSING** | **886** | **809** |
| Avg. Per Game | 221.5 | 202.3 |
| Sacked/Yards Lost | 12/71 | 10/55 |
| Gross Yards | 957 | 864 |
| Attempts/Completions | 165/106 | 134/85 |
| Completion Pct. | 64.2% | 63.4% |
| Had Intercepted | 5 | 4 |
| **PUNTS/AVERAGE** | **18/48.3** | **21/47.1** |
| **NET PUNTING AVG.** | **42.1** | **42.1** |
| **PENALTIES/YARDS** | **26/198** | **29/259** |
| **FUMBLES/BALL LOST** | **7/2** | **2/1** |
| **TOUCHDOWNS** | **8** | **11** |
| Rushing | 4 | 8 |
| Passing | 4 | 3 |
| Returns | 0 | 0 |

| SCORE BY QUARTERS | Q1 | Q2 | Q3 | Q4 | OT | TOTAL |
|---|---|---|---|---|---|---|
| Dolphins | 30 | 23 | 16 | 19 | 0 | 88 |
| Opponents | 12 | 27 | 21 | 27 | 0 | 87 |

## RUSHING

| | NO. | YDS. | AVG. | LG | TD |
|---|---|---|---|---|---|
| K.Drake | 15 | 102 | 6.8 | 34 | 0 |
| G.Howell | 14 | 76 | 5.4 | 31 | 1 |
| K.Ballage | 14 | 62 | 4.4 | 14 | 1 |
| S.Perry | 13 | 61 | 4.7 | 15 | 1 |
| B.Radcliff | 15 | 56 | 3.7 | 13 | 0 |
| B.Petty | 1 | 15 | 15 | 15t | 1 |
| D.Fales | 4 | 13 | 3.3 | 13 | 0 |
| J.Langford | 7 | 12 | 1.7 | 5 | 0 |
| B.Osweiler | 2 | 10 | 5.0 | 5 | 0 |
| R.Tannehill | 1 | 0 | 0.0 | 0 | 0 |
| F.Gore | 1 | -2 | -2.0 | -2 | 0 |
| **DOLPHINS** | **87** | **405** | **4.7** | **34** | **4** |
| **OPPONENTS** | **123** | **606** | **4.9** | **71T** | **8** |

## PASSING

| | ATT | CMP | YDS | PCT. | YDS/ATT | TD | INT | LONG | SACK/LOST | RATING |
|---|---|---|---|---|---|---|---|---|---|---|
| B.Osweiler | 66 | 41 | 321 | 62.1 | 4.9 | 2 | 1 | 21 | 8/50 | 77.9 |
| D.Fales | 47 | 27 | 278 | 57.4 | 5.9 | 0 | 3 | 45 | 2/7 | 48.0 |
| R.Tannehill | 39 | 29 | 247 | 74.4 | 6.3 | 1 | 0 | 36 | 2/14 | 99.0 |
| B.Petty | 13 | 9 | 111 | 69.2 | 8.5 | 1 | 1 | 23 | 0/0 | 88.9 |
| **DOLPHINS** | **165** | **106** | **957** | **64.2%** | **5.8** | **4** | **5** | **45** | **12/71** | **75.2** |
| **OPPONENTS** | **134** | **85** | **864** | **63.4%** | **6.4** | **3** | **4** | **39** | **10/55** | **76.8** |

## RECEIVING

| | NO. | YDS. | AVG. | LG | TD |
|---|---|---|---|---|---|
| A.Wilson | 9 | 80 | 8.9 | 16 | 0 |
| F.Owusu | 7 | 111 | 15.9 | 45 | 1 |
| I.Ford | 7 | 70 | 10.0 | 18 | 1 |
| T.Duarte | 7 | 50 | 7.1 | 13 | 0 |
| J.Langford | 7 | 32 | 4.6 | 9 | 0 |
| K.Ballage | 6 | 60 | 10.0 | 18 | 0 |
| G.Howell | 6 | 53 | 8.8 | 21 | 1 |
| S.Perry | 6 | 42 | 7.0 | 12 | 0 |
| R.Scott | 5 | 72 | 14.4 | 38 | 0 |
| J.Grant | 5 | 52 | 10.4 | 12 | 0 |
| K.Stills | 5 | 48 | 9.6 | 15 | 0 |
| K.Drake | 5 | 47 | 9.4 | 36 | 0 |
| D.Amendola | 5 | 40 | 8.0 | 16t | 1 |
| D.Morgan | 5 | 24 | 4.8 | 8 | 0 |
| L.Carroo | 4 | 39 | 9.8 | 15 | 0 |
| M.Lewis | 4 | 30 | 7.5 | 9 | 0 |
| D.Smythe | 3 | 33 | 11.0 | 21 | 0 |
| G.Escobar | 3 | 27 | 9.0 | 13 | 0 |
| B.Radcliff | 3 | 22 | 7.3 | 9 | 0 |
| A.Derby | 2 | 14 | 7.0 | 8 | 0 |
| M.Gesicki | 1 | 10 | 10.0 | 10 | 0 |
| F.Gore | 1 | 1 | 1.0 | 1 | 0 |
| **DOLPHINS** | **106** | **957** | **9.0** | **45** | **4** |
| **OPPONENTS** | **85** | **864** | **10.2** | **39** | **3** |

## INTERCEPTIONS

| | NO. | YDS. | AVG. | LG | TD |
|---|---|---|---|---|---|
| X.Howard | 1 | 39 | 39.0 | 39 | 0 |
| S.Anthony | 1 | 19 | 19.0 | 19 | 0 |
| J.Lucas | 1 | 15 | 15.0 | 15 | 0 |
| M.Smith | 1 | 1 | 1.0 | 1 | 0 |
| **DOLPHINS** | **4** | **74** | **18.5** | **39** | **0** |
| **OPPONENTS** | **5** | **27** | **5.4** | **25** | **0** |

## PUNTING

| | NO. | YDS. | AVG. | NET | TB | IN 20 | LG | BLK |
|---|---|---|---|---|---|---|---|---|
| Haack | 18 | 869 | 48.3 | 42.1 | 2 | 4 | 61 | 0 |
| **DOLPHINS** | **18** | **869** | **48.3** | **42.1** | **2** | **4** | **61** | **0** |
| **OPPONENTS** | **21** | **990** | **47.1** | **42.1** | **2** | **4** | **66** | **0** |

## PUNT RETURNS

| | RET. | FC | YDS. | AVG. | LG | TD |
|---|---|---|---|---|---|---|
| D.Morgan | 9 | 3 | 41 | 4.6 | 12 | 0 |
| J.Grant | 2 | 1 | 25 | 12.5 | 17 | 0 |
| **DOLPHINS** | **11** | **4** | **66** | **6.0** | **17** | **0** |
| **OPPONENTS** | **8** | **5** | **72** | **9.0** | **13** | **0** |

## KICKOFF RETURNS

| | NO. | YDS. | AVG. | LG | TD |
|---|---|---|---|---|---|
| J.Davis | 6 | 158 | 26.3 | 32 | 0 |
| T.McTyer | 2 | 45 | 22.5 | 23 | 0 |
| J.Grant | 1 | 25 | 25.0 | 25 | 0 |
| K.Ballage | 1 | 23 | 23.0 | 23 | 0 |
| **DOLPHINS** | **10** | **251** | **25.1** | **32** | **0** |
| **OPPONENTS** | **12** | **240** | **20.0** | **30** | **0** |

## FIELD GOALS

| | 1-19 | 20-29 | 30-39 | 40-49 | 50+ | TOTALS |
|---|---|---|---|---|---|---|
| J.Sanders | 0/ 0 | 3/3 | 2/2 | 1/1 | 1/3 | 7/9 |
| G.Joseph | 0/ 0 | 0/0 | 1/1 | 1/1 | 1/1 | 3/3 |
| **DOLPHINS** | **0/0** | **3/3** | **3/3** | **2/2** | **2/4** | **10/12** |
| **OPPONENTS** | **0/0** | **4/4** | **0/0** | **0/1** | **0/3** | **4/8** |

## SCORING

| | TOTAL | TDR | TDP | TDRT | PAT | FG | S/2-PT | PTS |
|---|---|---|---|---|---|---|---|---|
| J.Sanders | 0 | 0 | 0 | 0 | 4/4 | 7/9 | 0 | 25 |
| G.Howell | 2 | 1 | 1 | 0 | 0/0 | 0/0 | 0 | 12 |
| G.Joseph | 0 | 0 | 0 | 0 | 2/2 | 3/3 | 0 | 11 |
| I.Ford | 1 | 0 | 1 | 0 | 0/0 | 0/0 | 1 | 8 |
| F.Owusu | 1 | 0 | 1 | 0 | 0/0 | 0/0 | 0 | 6 |
| D.Amendola | 1 | 0 | 1 | 0 | 0/0 | 0/0 | 0 | 6 |
| S.Perry | 1 | 1 | 0 | 0 | 0/0 | 0/0 | 0 | 6 |
| B.Petty | 1 | 1 | 0 | 0 | 0/0 | 0/0 | 0 | 6 |
| K.Ballage | 1 | 1 | 0 | 0 | 0/0 | 0/0 | 0 | 6 |
| J.Langford | 0 | 0 | 0 | 0 | 0/0 | 0/0 | 1 | 2 |
| **DOLPHINS** | **8** | **4** | **4** | **0** | **6/6** | **10/12** | **2** | **88** |
| **OPPONENTS** | **11** | **8** | **3** | **0** | **9/10** | **4/8** | **0** | **87** |

## TWO-POINT CONVERSIONS

I. Ford 1, J. Langford 1.

**DOLPHINS 2/2, OPPONENTS: 0/1**

## SACKS

R.Quinn 3.0, V.Taylor 1.5, C.Mathieu 1.0, C.Harris 1.0, J.Lucas 1.0, J.Woodard 1.0, J.Phillips 1.0, M.Smith 0.5.

**DOLPHINS 10.0, OPPONENTS: 11.0**

## DEFENSE

| PLAYER | SOLO | ASST | TOT | SACKS/YDS | TFL | QBH | INT | PD | FF | FR |
|---|---|---|---|---|---|---|---|---|---|---|
| Baker | 6 | 9 | 15 | 0.0/0.0 | 1 | 0 | 0 | 0 | 0 | 0 |
| Allen | 9 | 5 | 14 | 0.0/0.0 | 2 | 1 | 0 | 0 | 1 | 0 |
| Alonso | 8 | 6 | 14 | 0.0/0.0 | 1 | 0 | 0 | 0 | 0 | 0 |
| Smith | 6 | 8 | 14 | 0.5/0.5 | 1 | 1 | 1 | 1 | 0 | 0 |
| Tankersley | 9 | 1 | 10 | 0.0/0.0 | 0 | 0 | 0 | 0 | 0 | 0 |
| Poling | 7 | 3 | 10 | 0.0/0.0 | 0 | 0 | 0 | 1 | 0 | 0 |
| Ginda | 7 | 3 | 10 | 0.0/0.0 | 2 | 0 | 0 | 0 | 0 | 0 |
| Taylor | 6 | 4 | 10 | 1.5/10.5 | 2 | 2 | 0 | 1 | 0 | 0 |
| Lucas | 6 | 4 | 10 | 1.0/5.0 | 3 | 1 | 1 | 2 | 0 | 1 |
| Fitzpatrick | 4 | 5 | 9 | 0.0/0.0 | 0 | 0 | 0 | 1 | 0 | 0 |
| Woodard | 8 | 0 | 8 | 1.0/5.0 | 2 | 3 | 0 | 0 | 0 | 0 |
| Garvin | 5 | 3 | 8 | 0.0/0.0 | 3 | 0 | 0 | 0 | 0 | 0 |
| McDonald | 4 | 4 | 8 | 0.0/0.0 | 1 | 0 | 0 | 1 | 0 | 0 |
| Armstrong | 6 | 1 | 7 | 0.0/0.0 | 0 | 0 | 0 | 0 | 0 | 0 |
| McTyer | 5 | 1 | 6 | 0.0/0.0 | 0 | 0 | 0 | 2 | 0 | 0 |
| Calhoun | 3 | 3 | 6 | 0.0/0.0 | 0 | 0 | 0 | 0 | 0 | 0 |
| Quinn | 4 | 1 | 5 | 3.0/20.0 | 3 | 3 | 0 | 0 | 0 | 0 |
| Aikens | 4 | 1 | 5 | 0.0/0.0 | 0 | 0 | 0 | 1 | 0 | 0 |
| Davis | 4 | 1 | 5 | 0.0/0.0 | 0 | 0 | 0 | 1 | 0 | 0 |
| Jones | 4 | 1 | 5 | 0.0/0.0 | 0 | 0 | 0 | 0 | 0 | 0 |
| Pittman | 4 | 1 | 5 | 0.0/0.0 | 0 | 2 | 0 | 0 | 0 | 0 |
| Mathieu | 3 | 2 | 5 | 1.0/6.0 | 1 | 2 | 0 | 0 | 0 | 0 |
| Moten | 3 | 2 | 5 | 0.0/0.0 | 0 | 2 | 0 | 0 | 0 | 0 |
| Langford | 3 | 2 | 5 | 0.0/0.0 | 1 | 0 | 0 | 0 | 0 | 0 |
| Wake | 2 | 3 | 5 | 0.0/0.0 | 0 | 0 | 0 | 0 | 0 | 0 |
| McMillan | 2 | 3 | 5 | 0.0/0.0 | 1 | 0 | 0 | 0 | 0 | 0 |
| Godchaux | 1 | 4 | 5 | 0.0/0.0 | 0 | 0 | 0 | 0 | 0 | 0 |
| Collins | 3 | 1 | 4 | 0.0/0.0 | 1 | 0 | 0 | 0 | 0 | 0 |
| Harris | 2 | 2 | 4 | 1.0/5.0 | 1 | 1 | 0 | 0 | 0 | 0 |
| Elston | 2 | 2 | 4 | 0.0/0.0 | 0 | 0 | 0 | 1 | 0 | 0 |
| Phillips | 1 | 3 | 4 | 1.0/3.0 | 1 | 1 | 0 | 0 | 0 | 0 |
| Lippett | 3 | 0 | 3 | 0.0/0.0 | 0 | 0 | 0 | 0 | 0 | 0 |
| Howard | 2 | 1 | 3 | 0.0/0.0 | 0 | 0 | 1 | 1 | 0 | 0 |
| Malveaux | 2 | 1 | 3 | 0.0/0.0 | 0 | 2 | 0 | 1 | 0 | 0 |
| McCain | 2 | 1 | 3 | 0.0/0.0 | 0 | 0 | 0 | 0 | 0 | 0 |
| Redmon | 2 | 1 | 3 | 0.0/0.0 | 0 | 0 | 0 | 0 | 0 | 0 |
| Anthony | 1 | 2 | 3 | 0.0/0.0 | 0 | 0 | 1 | 1 | 0 | 0 |
| Spence | 1 | 2 | 3 | 0.0/0.0 | 0 | 1 | 0 | 0 | 0 | 0 |
| Branch | 1 | 0 | 1 | 0.0/0.0 | 1 | 1 | 0 | 0 | 0 | 0 |
| Alston | 0 | 1 | 1 | 0.0/0.0 | 0 | 0 | 0 | 0 | 0 | 0 |
| Wright | 0 | 1 | 1 | 0.0/0.0 | 0 | 1 | 0 | 0 | 0 | 0 |

**NOTE:** Special teams and miscellaneous tackles not included above.

**DEFENSIVE TOUCHDOWNS:** None.

**MISCELLANEOUS TACKLES:** Ford 2, Osweiler 1, J. Langford 1, Scott 1.

**MISCELLANEOUS FUMBLE RECOVERIES:** Tannehill 2, Perry 1, Je. Davis 1.

**SACKS:**
Quinn (3.0) – 2 at Carolina (8/17), 1 vs. Baltimore (8/25)
Taylor (1.5) – 1 vs. Tampa Bay (8/9) , 0.5 vs. Baltimore (8/25)
Harris (1.0) – 1 at Carolina (8/17)
Phillips (1.0) – 1 vs. Baltimore (8/25)
Lucas (1.0) – 1 at Atlanta (8/30)
Woodard (1.0) – 1 at Atlanta (8/30)
Mathieu (1.0) – 1 at Atlanta (8/30)
Smith (0.5) – 0.5 vs. Baltimore (8/25)

**INTERCEPTIONS:**
Anthony (1) – 1 at Atlanta (8/30)
Howard (1) – 1 at Carolina (8/17)
Lucas (1) – 1 at Atlanta (8/30)
Smith (1) – 1 at Carolina (8/17)

## SPECIAL TEAMS

| | SOLO | ASST | TOTAL | FF | FR | BFG | BPAT | BPNT |
|---|---|---|---|---|---|---|---|---|
| Garvin | 1 | 3 | 4 | 0 | 0 | 0 | 0 | 0 |
| Lucas | 2 | 1 | 3 | 0 | 0 | 0 | 0 | 0 |
| Perry | 2 | 0 | 2 | 0 | 0 | 0 | 0 | 0 |
| Poling | 1 | 1 | 2 | 0 | 0 | 0 | 0 | 0 |
| Ginda | 1 | 1 | 2 | 0 | 0 | 0 | 0 | 0 |
| Armstrong | 1 | 1 | 2 | 0 | 0 | 0 | 0 | 0 |
| Derby | 0 | 2 | 2 | 0 | 0 | 0 | 0 | 0 |
| Smith | 0 | 2 | 2 | 0 | 0 | 0 | 0 | 0 |
| Howell | 1 | 0 | 1 | 0 | 0 | 0 | 0 | 0 |
| Gravelle | 1 | 0 | 1 | 0 | 0 | 0 | 0 | 0 |
| Baker | 1 | 0 | 1 | 0 | 0 | 0 | 0 | 0 |
| Ballage | 1 | 0 | 1 | 0 | 0 | 0 | 0 | 0 |
| Alston | 1 | 0 | 1 | 0 | 0 | 0 | 0 | 0 |
| Allen | 0 | 1 | 1 | 0 | 0 | 0 | 0 | 0 |
| Owusu | 0 | 1 | 1 | 0 | 0 | 0 | 0 | 0 |
| Carroo | 0 | 1 | 1 | 0 | 0 | 0 | 0 | 0 |
| Taylor | 0 | 0 | 0 | 0 | 0 | 1 | 0 | 0 |
| Morgan | 0 | 0 | 0 | 0 | 1 | 0 | 0 | 0 |

## DUAL 100-YARD RUSHING GAMES

In the history of the franchise, the Dolphins have had four dual 100-yard individual rushing games and the team is 4-0 in those games. The combination of Larry Csonka and Jim Kiick had two dual 100-yard games, both of which were during the 1971 season. Kiick (20 carries for 108 yards) and Csonka (20-103-1) first accomplished the feat on Sept. 26 at Buffalo. Csonka (20-137-2) and Kiick (17-121) again both surpassed the 100-yard mark on Oct. 24 at the N.Y. Jets. In 1974, Benny Malone (19-104-1) and Don Nottingham (10-102-1) both rushed for 100-plus yards on Oct 27 at Baltimore. In 1975, Nottingham (21-102-3) teamed with Mercury Morris (31-125) to both gain 100-yards on Oct. 5 at Green Bay.

## DUAL 100-YARD RECEIVING GAMES

In the history of the franchise, the Dolphins have had 22 dual 100-yard receiving games, 24 including playoffs. The most frequent duo has been Mark Clayton and Mark Duper, who combined for four dual 100-yard receiving games. Overall, Clayton was part of eight such games while Duper was in seven. The most recent game in which the Dolphins had two players attain the 100-yard mark occurred on Sept. 18, 2016 when Jarvis Landry accumulated 137 yards on 10 receptions and DeVante Parker totaled 106 yards on eight catches at New England. The Dolphins are 9-13 in regular season games when they have had a pair of 100-yard receivers and 10-14 overall, including playoffs.

# 2018 PRESEASON GAME SUMMARIES

## PRE – WEEK 1

**AUG. 9, 2018 | MIAMI GARDENS, FLA.**
**HARD ROCK STADIUM**
**ATTENDANCE: 51,042 | TV: WFOR CBS4**

| TAMPA BAY 26 | MIAMI 24 |
|---|---|

### SCORING SUMMARY

| | 1 | 2 | 3 | 4 | F |
|---|---|---|---|---|---|
| Tampa Bay | 6 | 10 | 7 | 3 | 26 |
| Miami | 3 | 7 | 6 | 8 | 24 |

The Dolphins' preseason opener featured the return of quarterback Ryan Tannehill to game action, some strong performances by a few rookies and a wild finish.

The Tampa Bay Buccaneers pulled out a 26-24 victory at Hard Rock Stadium when Chandler Catanzaro kicked a 27-yard field goal with 23 seconds remaining in the fourth quarter.

That came after the Dolphins took their only lead of the game, 24-23, when quarterback Bryce Petty threw a 6-yard touchdown pass to wide receiver Isaiah Ford with 1:50 left and the two then connected on a two-point conversion.

Tannehill looked sharp in his first game since December 2016. Tannehill completed his first four passes while playing the opening series of the game, opening the game with a rollout and 15-yard strike to Kenny Stills.

He later completed passes of 7 yards to running back Kenyan Drake, 5 yards to Stills, and 5 yards to Danny Amendola.

His one drive ended with a missed 53-yard field goal attempt by rookie kicker Jason Sanders.

The drive featured a 10-yard run by Drake, one of four runs of 10 yards or longer by the Dolphins in the first half.

Among rookies who had solid performances were draft picks Jerome Baker, Kalen Ballage and Cornell Armstrong, as well as undrafted free agents Anthony Moten and Buddy Howell.

The Dolphins' first touchdown of the preseason came on a 7-yard run by Senorise Perry in the second quarter. It capped a 75-yard drive where Perry gained 34 yards on three carries, as well as gaining 8 yards on a screen pass.

Ballage also had success on the ground, with gains of 14 and 9 yards, and he added a 10-yard reception on a screen pass to convert a third down. He did have a fumble after catching a screen pass, and that led to Tampa Bay's second touchdown of the game, a 2-yard run by rookie Ronald Jones.

The play was doubly painful for the Dolphins, who lost linebacker Mike Hull to a knee injury on the play. Hull eventually was carted off the sideline and immediately was ruled out for the rest of the game.

### SCORING DRIVES

| TEAM | QTR | TIME | PLAY (EXTRA POINT) (DRIVE INFO) | TB | MIA |
|---|---|---|---|---|---|
| Bucs | 1 | 7:06 | P.Barber 4 yd. run (kick failed, wl) (6-57, 3:07) | 6 | 0 |
| Dolphins | 1 | 3:49 | J.Sanders 29 yd. Field Goal (8-66, 3:17) | 6 | 3 |
| Bucs | 2 | 11:12 | R.Jones 2 yd. run (C.Catanzaro kick) (5-32, 2:26) | 13 | 3 |
| Bucs | 2 | 7:05 | C.Catanzaro 27 yd. Field Goal (6-40, 2:37) | 16 | 3 |
| Dolphins | 2 | 2:49 | S.Perry 7 yd. run (J.Sanders kick) (8-75, 4:16) | 16 | 10 |
| Dolphins | 3 | 13:23 | J.Sanders 23 yd. Field Goal (4-8, 0:49) | 16 | 13 |
| Bucs | 3 | 5:39 | A.Cross 10 yd. pass from R.Griffin (C.Catanzaro kick) (17-88, 7:44) | 23 | 13 |
| Dolphins | 3 | 2:53 | G.Joseph 48 yd. Field Goal (5-51, 2:46) | 23 | 16 |
| Dolphins | 4 | 1:50 | I.Ford 6 yd. pass from B.Petty (B.Petty-I.Ford pass) (5-57, 1:29) | 23 | 24 |
| Bucs | 4 | 0:23 | C.Catanzaro 26 yd. Field Goal (7-67, 1:27) | 26 | 24 |

### GAME STATISTICS

**RUSHING (Att-Yds-TD):**
Tampa Bay: P. Barber 4-21-1, D. Ogunbowale 7-15, B. Wilson 1-12, R. Fitzpatrick 2-11, R. Jones 8-9-1, C. Sims 5-6, R. Griffin 1-(-1).
Miami: K. Ballage 10-37, S. Perry 4-35-1, B. Howell 4-26, K. Drake 3-16, B. Radcliff 1-3.

**PASSING (A-C-Y-TD-I):**
Tampa Bay: R. Griffin 26-20-179-1-0, J. Winston 13-11-102-0-0, R. Fitzpatrick 8-6-55-0-0.
Miami: B. Osweiler 21-10-83-0-0, D. Fales 11-8-115-0-0, B. Petty 7-4-53-1-1, R. Tannehill 6-4-32-0-0.

**RECEIVING (Rec-Yds-TD):**
Tampa Bay: C. Brate 5-48, S. Bailey 4-52, B. Wilson 4-21, J. Watson 3-30, M. Evans 2-26, A. Cross 2-24-1, J. Lampman 2-22, E. Philips 2-22, D. Ogunbowale 2-18, C. Godwin 2-17, J. Rodgers 2-7, P. Barber 2-(-1), F. Martino 1-19, D. Jackson 1-18, A. Auclair 1-5, B. Reedy 1-5, T. Hudson 1-3.
Miami: F. Owusu 4-82, K. Ballage 3-23, A. Wilson 2-31, I. Ford 2-22-1, K. Stills 2-20, R. Scott 2-19, T. Duarte 2-16, B. Radclfif 2-16, S. Perry 2-10, B. Howell 1-18, D. Morgan 1-8, K. Drake 1-7, D. Smythe 1-6, D. Amendola 1-5.

**SACKS (Sk-Yds):**
Tampa Bay: G. McCoy 1-6, P. O'Connor 0.5-0, N. Spence 0.5-0.
Miami: V. Taylor 1-10.

**INTERCEPTIONS (Int-Yds):**
Tampa Bay: B. Reedy 1-12.
Miami: None.

**FORCED FUMBLES:**
Tampa Bay: R. Smith 1.
Miami: C. Allen 1.

**FUMBLE RECOVERIES (No-Yds):**
Tampa Bay: I. Johnson 1-2.
Miami: J. Lucas 1-7.

| TEAM STATS | TB | MIA |
|---|---|---|
| **FIRST DOWNS** | **7** | **25** |
| Rushing | 7 | 7 |
| Passing | 19 | 16 |
| Penalty | 1 | 2 |
| **3RD-DOWN EFFICIENCY** | **6 FOR 13** | **2 FOR 12** |
| **4TH-DOWN EFFICIENCY** | **1 FOR 1** | **2 FOR 3** |
| **TOTAL NET YARDS** | **399** | **393** |
| **TOTAL NET PLAYS** | **76** | **69** |
| Average Gain | 5.3 | 5.7 |
| **NET YARDS RUSHING** | **73** | **116** |
| Rushes | 28 | 22 |
| Yards per Rush | 2.6 | 5.3 |
| **NET YARDS PASSING** | **326** | **277** |
| Completed - Attempted | 37-47 | 26-45 |
| Yards per Pass Play | 6.8 | 5.9 |
| Sacked - Yards Lost | 1-10 | 2-6 |
| Had Intercepted | 0 | 1 |
| **PUNTS - AVERAGE** | **3-107-35.7** | **2-90-45.0** |
| **RETURN YARDAGE** | **100** | **103** |
| Punts - Return Yards | 1-12 | 0-0 |
| Kickoffs - Return Yards | 4-86 | 4-103 |
| Interceptions - Return Yards | 1-2 | 0-0 |
| **PENALTIES - YARDS** | **7-74** | **7-52** |
| **FUMBLES - LOST** | **1-1** | **1-1** |
| **RED-ZONE EFFICIENCY** | **3 FOR 5** | **2 FOR 5** |
| **GOAL-TO-GO EFFICIENCY** | **1 FOR 1** | **2 FOR 3** |
| **TIME OF POSSESSION** | **31:33** | **28:27** |

# PRE – WEEK 2

AUG. 17, 2018 | CHARLOTTE, N.C.
BANK OF AMERICA STADIUM
ATTENDANCE: 51,042 | TV: WFOR CBS4

## MIAMI 20 | CAROLINA 27

## SCORING SUMMARY

| | 1 | 2 | 3 | 4 | F |
|---|---|---|---|---|---|
| Miami | 6 | 3 | 3 | 8 | 20 |
| Carolina | 6 | 7 | 0 | 14 | 27 |

The Dolphins got some big plays in the running game and a couple of interceptions on defense, but the inability to get into the end zone until the final minute proved costly against the Carolina Panthers on Friday.

The Dolphins were limited to four field goals, three by Jason Sanders and one by Greg Joseph, when they dropped a 27-20 decision at Bank of America Stadium.

Miami's only touchdown came when Bryce Petty, the fourth quarterback to see action for the Dolphins, scrambled from 15 yards out with 29 seconds left, completing the play by diving into the end zone. It completed an impressive 73-yard drive for Petty, who also led a touchdown drive in the preseason opener against the Tampa Bay Buccaneers.

Jeremy Langford ran it in for the two-point conversion following Petty's touchdown.

Kenyan Drake had a 34-yard run in the first half and Buddy Howell added a 31-yard gain the fourth quarter for the offense, while Xavien Howard and Maurice Smith each had an interception.

The Dolphins had a first-and-goal at the 9-yard line after the Howard interception and a first-and-10 at the Carolina 12 after Smith's interception, but they were forced to settle for two short field goals. The Dolphins were 0-for-3 in the red zone before Petty's touchdown.

Another big highlight for the Dolphins was the performance of veteran defensive end Robert Quinn, who sacked Cam Newton twice in the first half, including one on third down to stop a drive.

Ryan Tannehill played five series and completed 14 of 17 passes for 100 yards with no touchdowns and no interceptions. He had a passer rating of 91.2.

Brock Osweiler was 10-for-13 for 68 yards, while David Fales went 1-for-6. Petty was 5-for-6 for 58 yards.

The night didn't start off well for the defense, which allowed a 71-yard touchdown run by Christian McCaffrey on Carolina's second offensive snap, but there were plenty of highlights for the starters.

Defensive tackle Davon Godchaux sacked Newton when Carolina went for a two-point conversion following McCaffrey's touchdown.

Linebacker Raekwon McMillan also dropped McCaffrey for a 2-yard loss after perfectly reading a screen pass.

## SCORING DRIVES

| TEAM | QTR | TIME | PLAY (EXTRA POINT) (DRIVE INFO) | MIA | CAR |
|---|---|---|---|---|---|
| Panthers | 1 | 10:18 | C.McCaffrey 71 yd. run (pass failed) (2-80, 0:56) | 0 | 6 |
| Dolphins | 1 | 6:27 | J.Sanders 42 yd. Field Goal (10-51, 3:51) | 3 | 6 |
| Dolphins | 1 | 1:00 | J.Sanders 29 yd. Field Goal (4--2, 3:21) | 6 | 6 |
| Dolphins | 2 | 9:42 | G.Joseph 54 yd. Field Goal (6-44, 3:12) | 9 | 6 |
| Panthers | 2 | 2:07 | I.Thomas 27 yd. pass from C.Newton (G.Gano kick) (8-85, 4:26) | 9 | 13 |
| Dolphins | 3 | 2:02 | J.Sanders 32 yd. Field Goal (4--2, 0:50) | 12 | 13 |
| Panthers | 4 | 13:11 | C.Artis-Payne 3 yd. run (G.Gano kick) (8-92, 3:51) | 12 | 20 |
| Panthers | 4 | 1:55 | E.Hood 3 yd. run (G.Gano kick) (6-61, 3:24) | 12 | 27 |
| Dolphins | 4 | 0:29 | B.Petty 15 yd. run (J.Langford run) (7-73, 1:26) | 20 | 27 |

## GAME STATISTICS

**RUSHING (Att-Yds-TD):**
Miami: K. Drake 8-54, B. Howell 5-40, B. Petty 1-15-1, D. Fales 1-1, S. Perry 6-(-1).
Carolina: C. McCaffrey 5-92-1, K. Barner 5-72, C. Anderson 8-39, C. Artis-Payne 7-18-1, E. Hood 3-4-1, A. Armah 1-2, C. Newton 1-0, G. Gilbert 1-(-1).

**PASSING (A-C-Y-TD-I):**
Miami: R. Tannehill 17-14-100-0-0, B. Osweiler 13-10-68-0-0, B. Petty 6-5-58-0-0, D. Fales 1-6-6-0-1.
Carolina: C. Newton 12-9-89-1-1, T. Heinicke 9-5-88-0-1, G. Gilbert 5-3-23-0-0.

**RECEIVING (Rec-Yds-TD):**
Miami: A. Wilson 5-39, J. Grant 4-45, S. Perry 4-32, K. Drake 3-4, D. Smythe 2-27, J. Langford 2-17, D. Amendola 2-12, B. Howell 2-9, F. Owusu 1-11, M. Lewis 1-9, T. Duarte 1-9, G. Escobar 1-8, L. Carroo 1-5, I. Ford 1-5.
Carolina: C. McCaffrey 4-28, C. Samuel 2-65, I. Thomas 2-35-1, D. Byrd 2-27, C. Anderson 2-9, D. Funchess 1-13, T. Smith 1-12, J. Jones 1-8, G. Olsen 1-5, A. Duke 1-(-2).

**SACKS (Sk-Yds):**
Miami: R. Quinn 2-16, C. Harris 1-5.
Carolina: E. Obada 1-5, M. Haynes 1-2.

**INTERCEPTIONS (Int-Yds):**
Miami: X. Howard 1-39, M. Smith 1-1.
Carolina: C. Elder 1-0.

**FORCED FUMBLES:**
Miami: None.
Carolina: C. Elder 1, D. Poe 1.

**FUMBLE RECOVERIES (No-Yds):**
Miami: None.
Carolina: None.

| TEAM STATS | MIA | CAR |
|---|---|---|
| **FIRST DOWNS** | **17** | **21** |
| Rushing | 4 | 10 |
| Passing | 11 | 8 |
| Penalty | 2 | 3 |
| **3RD-DOWN EFFICIENCY** | **2 FOR 12** | **6 FOR 12** |
| **4TH-DOWN EFFICIENCY** | **0 FOR 1** | **0 FOR 0** |
| **TOTAL NET YARDS** | **334** | **405** |
| **TOTAL NET PLAYS** | **65** | **60** |
| Average Gain | 5.1 | 6.8 |
| **NET YARDS RUSHING** | **109** | **226** |
| Rushes | 21 | 31 |
| Yards per Rush | 5.2 | 7.3 |
| **NET YARDS PASSING** | **225** | **179** |
| Completed - Attempted | 30-42 | 17-26 |
| Yards per Pass Play | 5.1 | 6.2 |
| Sacked - Yards Lost | 2-7 | 3-21 |
| Had Intercepted | 1 | 2 |
| **PUNTS - AVERAGE** | **5-242-48.4** | **4-200-50.0** |
| **RETURN YARDAGE** | **78** | **80** |
| Punts - Return Yards | 2-6 | 1-10 |
| Kickoffs - Return Yards | 1-32 | 4-70 |
| Interceptions - Return Yards | 2-40 | 1-0 |
| **PENALTIES - YARDS** | **8-69** | **7-53** |
| **FUMBLES - LOST** | **3-0** | **1-0** |
| **RED-ZONE EFFICIENCY** | **1 FOR 4** | **2 FOR 2** |
| **GOAL-TO-GO EFFICIENCY** | **0 FOR 1** | **2 FOR 2** |
| **TIME OF POSSESSION** | **28:08** | **31:52** |

# PRE – WEEK 3

**AUG. 25, 2018 | MIAMI GARDENS, FLA.**
**HARD ROCK STADIUM**
**ATTENDANCE: 60,071 | TV: WFOR CBS4**

## BALTIMORE 27 | MIAMI 10

## SCORING SUMMARY

| | 1 | 2 | 3 | 4 | F |
|---|---|---|---|---|---|
| Baltimore | 0 | 3 | 14 | 10 | 27 |
| Miami | 0 | 10 | 0 | 0 | 10 |

The Dolphins got some big plays in the running game and a couple of interceptions on defense, but the inability to get into the end zone until the final minute proved costly against the Carolina Panthers on Friday.

The Dolphins were limited to four field goals, three by Jason Sanders and one by Greg Joseph, when they dropped a 27-20 decision at Bank of America Stadium.

Miami's only touchdown came when Bryce Petty, the fourth quarterback to see action for the Dolphins, scrambled from 15 yards out with 29 seconds left, completing the play by diving into the end zone. It completed an impressive 73-yard drive for Petty, who also led a touchdown drive in the preseason opener against the Tampa Bay Buccaneers.

Jeremy Langford ran it in for the two-point conversion following Petty's touchdown.

Kenyan Drake had a 34-yard run in the first half and Buddy Howell added a 31-yard gain the fourth quarter for the offense, while Xavien Howard and Maurice Smith each had an interception.

The Dolphins had a first-and-goal at the 9-yard line after the Howard interception and a first-and-10 at the Carolina 12 after Smith's interception, but they were forced to settle for two short field goals. The Dolphins were 0-for-3 in the red zone before Petty's touchdown.

Another big highlight for the Dolphins was the performance of veteran defensive end Robert Quinn, who sacked Cam Newton twice in the first half, including one on third down to stop a drive.

Ryan Tannehill played five series and completed 14 of 17 passes for 100 yards with no touchdowns and no interceptions. He had a passer rating of 91.2.

Brock Osweiler was 10-for-13 for 68 yards, while David Fales went 1-for-6. Petty was 5-for-6 for 58 yards.

The night didn't start off well for the defense, which allowed a 71-yard touchdown run by Christian McCaffrey on Carolina's second offensive snap, but there were plenty of highlights for the starters.

Defensive tackle Davon Godchaux sacked Newton when Carolina went for a two-point conversion following McCaffrey's touchdown.

Linebacker Raekwon McMillan also dropped McCaffrey for a 2-yard loss after perfectly reading a screen pass.

## SCORING DRIVES

| TEAM | QTR | TIME | PLAY (EXTRA POINT) (DRIVE INFO) | BAL | MIA |
|---|---|---|---|---|---|
| Dolphins | 2 | 9:09 | D.Amendola 16 yd. pass from R.Tannehill (J.Sanders kick) (8-75, 2:52) | 0 | 7 |
| Ravens | 2 | 0:57 | J.Tucker 22 yd. Field Goal (16-66, 8:12) | 3 | 7 |
| Dolphins | 2 | 0:12 | J.Sanders 33 yd. Field Goal (6-62, 0:45) | 3 | 10 |
| Ravens | 3 | 10:28 | D.Turner 65 yd. run (J.Tucker kick) (5-84, 2:03) | 10 | 10 |
| Ravens | 3 | 2:29 | L.Jackson 19 yd. run (K.Vedvik kick) (8-62, 2:34) | 17 | 10 |
| Ravens | 4 | 13:06 | D.Posey 21 yd. pass from L.Jackson (K.Vedvik kick) (6-73, 1:56) | 24 | 10 |
| Ravens | 4 | 7:13 | K.Vedvik 24 yd. Field Goal (8-44, 2:48) | 27 | 10 |

## GAME STATISTICS

**RUSHING (Att-Yds-TD):**
Baltimore: D. Turner 5-75-1, R. Griffin 5-41, L. Jackson 3-39-1, G. Edwards 16-38, M. Thompson 4-17, A. Collins 1-7, C. Moore 1-7, K. Dixon 5-2, J. Woodrum 2-(-3).
Miami: K. Drake 4-32, S. Perry 3-27, B. Howell 2-4, J. Langford 1-2, R. Tannehill 1-0, F. Gore 1-(-2).

**PASSING (A-C-Y-TD-I):**
Baltimore: R. Griffin 15-9-66-0-0, L. Jackson 10-7-98-1-0, J. Woodrum 5-3-47-0-0.
Miami: R. Tannehill 16-11-115-1-0, D. Fales 10-5-63-0-1, B. Osweiler 7-5-23-0-1.

**RECEIVING (Rec-Yds-TD):**
Baltimore: T. White 3-70, J. Lasley 3-30, M. Thompson 3-25, K. Dixon 3-18, D. Posey 2-31-1, B. Perriman 2-13, M. Williams 1-9, J. Grant 1-8, G. Edwards 1-7.
Miami: K. Stills 3-28, D. Amendola 2-23-1, G. Escobar 2-19, J. Langford 2-12, A. Wilson 2-10, T. Duarte 2-3, R. Scott 1-38, K. Drake 1-36, M. Gesicki 1-10, A. Derby 1-8, J. Grant 1-7, M. Lewis 1-7, F. Gore 1-1, D. Morgan 1-(-1).

**SACKS (Sk-Yds):**
Baltimore: K. Young 1-9, P. Onwuasor 1-7, TEAM 1-0, T. Williams 0.5-5.5, K. Correa 0.5-5.5.
Miami: R. Quinn 1-4, J. Phillips 1-3, M. Smith 0.5-0.5, V. Taylor 0.5-0.5.

**INTERCEPTIONS (Int-Yds):**
Baltimore: C. Clark 1-25, S. Jean-Baptiste 1-0.
Miami: None.

**FORCED FUMBLES:**
Baltimore: None.
Miami: None.

**FUMBLE RECOVERIES (No-Yds):**
Baltimore: None.
Miami: None.

| TEAM STATS | BAL | MIA |
|---|---|---|
| **FIRST DOWNS** | **24** | **11** |
| Rushing | 12 | 3 |
| Passing | 10 | 7 |
| Penalty | 2 | 1 |
| **3RD-DOWN EFFICIENCY** | **6 FOR 14** | **2 FOR 12** |
| **4TH-DOWN EFFICIENCY** | **1 FOR 1** | **0 FOR 1** |
| **TOTAL NET YARDS** | **426** | **221** |
| **TOTAL NET PLAYS** | **75** | **50** |
| Average Gain | 5.7 | 4.4 |
| **NET YARDS RUSHING** | **223** | **63** |
| Rushes | 42 | 12 |
| Yards per Rush | 5.3 | 5.3 |
| **NET YARDS PASSING** | **203** | **158** |
| Completed - Attempted | 19-30 | 21-33 |
| Yards per Pass Play | 6.2 | 4.2 |
| Sacked - Yards Lost | 3-8 | 5-43 |
| Had Intercepted | 0 | 2 |
| **PUNTS - AVERAGE** | **3-180-60.0** | **6-287-47.8** |
| **RETURN YARDAGE** | **136** | **141** |
| Punts - Return Yards | 5-45 | 2-25 |
| Kickoffs - Return Yards | 3-66 | 5-116 |
| Interceptions - Return Yards | 2-25 | 0-0 |
| **PENALTIES - YARDS** | **5-45** | **8-47** |
| **FUMBLES - LOST** | **0-0** | **2-0** |
| **RED-ZONE EFFICIENCY** | **1 FOR 3** | **1 FOR 3** |
| **GOAL-TO-GO EFFICIENCY** | **0 FOR 2** | **0 FOR 0** |
| **TIME OF POSSESSION** | **37:30** | **22:30** |

# PRE – WEEK 4

**AUG. 30, 2018 | ATLANTA, GA.**
**MERCEDES-BENZ STADIUM**
**ATTENDANCE: 71,192 | TV: WFOR CBS4**

## MIAMI 34 | ATLANTA 7

## SCORING SUMMARY

| | 1 | 2 | 3 | 4 | F |
|---|---|---|---|---|---|
| Miami | 21 | 3 | 7 | 3 | 34 |
| Atlanta | 0 | 7 | 0 | 0 | 7 |

The Dolphins took control early and never looked back in their preseason finale Thursday night.

The Dolphins scored 21 points in the first quarter for the first time in a preseason game since the 1970 AFL-NFL merger and cruised to a 34-7 victory against the Atlanta Falcons at Mercedes-Benz Stadium.

The victory, the third-most lopsided in Dolphins preseason history, gave them a 1-3 preseason record.

With the Dolphins resting most of their starters, Brock Osweiler got the start at quarterback and guided the three touchdown drives in the first quarter thanks to a lot of help from rookie running backs Kalen Ballage and Buddy Howell.

Ballage, back in action after missing the previous two preseason games because of a concussion, scored on a 9-yard run and had three catches for 37 yards, including a 16-yard gain on the first offensive play of the game.

For good measure, Ballage also had a tackle in punt coverage.

Howell, the undrafted free agent from FAU, had the other two first-quarter touchdowns, first on a 1-yard reception and later on a 1-yard run.

That second score came after linebacker Stephone Anthony picked off a pass after it was deflected by cornerback Torry McTyer, who was one of many Dolphins defenders who impressed in that first half.

Defensive ends Jonathan Woodard and Claudy Mathieu each had a sack; Cameron Malveaux forced an incompletion with pressure and later batted down a pass at the line of scrimmage, and linebacker Chase Allen made the tackle when the Dolphins stopped a fourth-and-1 run on the first play of the second quarter.

That led to a 33-yard field goal by Greg Joseph after David Fales completed consecutive passes to wide receiver Isaiah Ford.

Osweiler threw a second touchdown pass on the final play of the third quarter when he hit Francis Owusu with a perfect back-shoulder throw near the pylon to convert a fourth-and-2 from the Atlanta 14-yard line.

Osweiler, who played the first and third quarters, finished the game 16-for-25 for 147 yards with two touchdowns and no interceptions and a passer rating of 106.6.

Jason Sanders closed out the scoring with a 56-yard field goal with 4:33 left in the fourth quarter after earlier missing a 53-yard attempt in the second quarter.

Fales, who played the second and fourth quarters, completed 13 of 20 passes for 94 yards with no touchdowns, one interception and a passer rating of 55.0.

## SCORING DRIVES

| TEAM | QTR | TIME | PLAY (EXTRA POINT) (DRIVE INFO) | MIA | ATL |
|---|---|---|---|---|---|
| Dolphins | 1 | 9:47 | B.Howell 1 yd. pass from B.Osweiler (J.Sanders kick) (10-75, 5:13) | 7 | 0 |
| Dolphins | 1 | 6:22 | K.Ballage 9 yd. run (J.Sanders kick) (7-55, 1:58) | 14 | 0 |
| Dolphins | 1 | 2:27 | B.Howell 1 yd. run (G.Joseph kick) (2-7, 0:30) | 21 | 0 |
| Dolphins | 2 | 11:25 | G.Joseph 33 yd. Field Goal (8-36, 3:29) | 24 | 0 |
| Falcons | 2 | 0:25 | M.Williams 8 yd. run (G.Tavecchio kick) (4-21, 0:31) | 24 | 7 |
| Dolphins | 3 | 0:00 | F.Owusu 14 yd. pass from B.Osweiler (G.Joseph kick) (13-78, 4:46) | 31 | 7 |
| Dolphins | 4 | 4:33 | J.Sanders 56 yd. Field Goal (10-39, 5:16) | 34 | 7 |

## GAME STATISTICS

**RUSHING (Att-Yds-TD):**
Miami: B. Radcliff 14-53, K. Ballage 4-25-1, D. Fales 3-12, J. Langford 6-10, B. Osweiler 2-10, B. Howell 3-7-1.
Atlanta: T. Magee 6-27, J. Crawford 7-26, M. Williams 7-20-1, G. Grayson 1-8, K. Benkert 1-3.

**PASSING (A-C-Y-TD-I):**
Miami: B. Osweiler 25-16-147-2-0, D. Fales 20-13-94-0-1.
Atlanta: K. Benkert 25-10-103-0-2, G. Grayson 6-2-14-0-0.

**RECEIVING (Rec-Yds-TD):**
Miami: I. Ford 4-43, K. Ballage 3-37, L. Carroo 3-34, B. Howell 3-26-1, D. Morgan 3-17, J. Langford 3-3, T. Duarte 2-22, F. Owusu 2-18-1, R. Scott 2-15, M. Lewis 2-14, B. Radcliff 1-6, A. Derby 1-6.
Atlanta: J. Graham 3-36, M. Williams 2-35, T. Magee 2-13, D. Gray 1-13, L. Jordan 1-6, J. Crawford 1-6, C. Blake 1-4, J. Williams 1-4.

**SACKS (Sk-Yds):**
Miami: C. Mathieu 1-6, J. Lucas 1-5, J. Woodard 1-5.
Atlanta: G. Smith 1-7, A. Winbush 1-7, R. Jarvis 1-1.

**INTERCEPTIONS (Int-Yds):**
Miami: S. Anthony 1-19, J. Lucas 1-15.
Atlanta: C. Lammons 1-0.

**FORCED FUMBLES:**
Miami: None.
Atlanta: None.

**FUMBLE RECOVERIES (No-Yds):**
Miami: None.
Atlanta: T. Magee 1-0.

| TEAM STATS | MIA | ATL |
|---|---|---|
| **FIRST DOWNS** | **26** | **9** |
| Rushing | 7 | 5 |
| Passing | 15 | 4 |
| Penalty | 4 | 0 |
| **3RD-DOWN EFFICIENCY** | **7 FOR 18** | **3 FOR 15** |
| **4TH-DOWN EFFICIENCY** | **2 FOR 3** | **0 FOR 1** |
| **TOTAL NET YARDS** | **343** | **185** |
| **TOTAL NET PLAYS** | **80** | **56** |
| Average Gain | 4.3 | 3.3 |
| **NET YARDS RUSHING** | **117** | **84** |
| Rushes | 32 | 22 |
| Yards per Rush | 3.7 | 3.8 |
| **NET YARDS PASSING** | **226** | **101** |
| Completed - Attempted | 29-45 | 12-31 |
| Yards per Pass Play | 4.7 | 3.0 |
| Sacked - Yards Lost | 3-15 | 3-16 |
| Had Intercepted | 1 | 2 |
| **PUNTS - AVERAGE** | **5-250-50.0** | **11-503-45.7** |
| **RETURN YARDAGE** | **69** | **23** |
| Punts - Return Yards | 7-35 | 1-5 |
| Kickoffs - Return Yards | 0-0 | 1-18 |
| Interceptions - Return Yards | 2-34 | 1-0 |
| **PENALTIES - YARDS** | **3-30** | **10-87** |
| **FUMBLES - LOST** | **1-1** | **0-0** |
| **RED-ZONE EFFICIENCY** | **4 FOR 5** | **1 FOR 1** |
| **GOAL-TO-GO EFFICIENCY** | **3 FOR 3** | **1 FOR 1** |
| **TIME OF POSSESSION** | **36:38** | **23:22** |

# ALL-TIME PRESEASON RESULTS

| 1966 (0-4) | | | |
|---|---|---|---|
| DATE | SITE | ATT. | SCORE |
| 8/6 | at San Diego | 25,712 | San Diego 38, Miami 10 |
| 8/12 | at Miami | 36,366 | Kansas City 33, Miami 0 |
| 8/20 | at Jacksonville | 11,000 | N.Y. Jets 31, Miami 14 |
| 8/24 | at Memphis | 18,442 | Denver 28, Miami 16 |

| 1967 (2-3) | | | |
|---|---|---|---|
| DATE | SITE | ATT. | SCORE |
| 7/29 | at Akron | 7,000 | Miami 19, Denver 2 |
| 8/5 | at Memphis | 21,200 | Miami 10, Buffalo 7 |
| 8/12 | at Miami | 35,871 | San Diego 20, Miami 19 |
| 8/19 | at Miami | 50,822 | Atlanta 27, Miami 17 |
| 9/2 | at Charleston | 11,214 | New Orleans 20, Miami 17 |

| 1968 (2-2-1) | | | |
|---|---|---|---|
| DATE | SITE | ATT. | SCORE |
| 8/11 | at Rochester | 12,000 | Miami 28, Buffalo 28 |
| 8/17 | at Miami | 41,909 | Miami 23, Philadelphia 7 |
| 8/23 | at Jacksonville | 15,003 | Boston 19, Miami 17 |
| 8/31 | at Miami | 63,202 | Baltimore 22, Miami 13 |
| 9/7 | at Miami | 31,014 | Miami 19, Atlanta 13 |

| 1969 (1-5) | | | |
|---|---|---|---|
| DATE | SITE | ATT. | SCORE |
| 8/2 | at Tampa | 32,932 | Minnesota 45, Miami 10 |
| 8/9 | at Miami | 49,592 | Chicago 16, Miami 10 |
| 8/16 | at Miami | 31,663 | Philadelphia 14, Miami 10 |
| 8/23 | at Cincinnati | 24,127 | Cincinnati 28, Miami 21 |
| 8/30 | at Miami | 52,680 | Baltimore 23, Miami 10 |
| 9/6 | at Birmingham | 10,700 | Miami 13, Boston 0 |

| 1970 (4-2) | | | |
|---|---|---|---|
| DATE | SITE | ATT. | SCORE |
| 8/8 | at Jacksonville | 11,800 | Miami 16, Pittsburgh 10 |
| 8/15 | at Miami | 56,739 | Miami 20, Cincinnati 10 |
| 8/22 | at Miami | 52,812 | Miami 17, San Francisco 7 |
| 8/29 | at Miami | 73,533 | Miami 20, Baltimore 13 |
| 9/5 | at Tampa | 32,601 | Washington 26, Miami 21 |
| 9/12 | at Miami | 43,714 | Atlanta 20, Miami 17 |

| 1971 (2-3-1) | | | |
|---|---|---|---|
| DATE | SITE | ATT. | SCORE |
| 8/7 | at Miami | 64,005 | Cincinnati 27, Miami 10 |
| 8/13 | at Miami | 57,008 | Miami 17, San Francisco 17 |
| 8/21 | at Milwaukee | 46,464 | Green Bay 10, Miami 7 |
| 8/28 | at Miami | 59,567 | Miami 28, Detroit 24 |
| 9/4 | at Miami | 57,173 | Miami 27, Washington 10 |
| 9/11 | at Minnesota | 45,880 | Minnesota 24, Miami 0 |

| 1972 (3-3) | | | |
|---|---|---|---|
| DATE | SITE | ATT. | SCORE |
| 8/5 | at Detroit | 53,194 | Detroit 31, Miami 23 |
| 8/12 | at Miami | 73,525 | Green Bay 14, Miami 13 |
| 8/19 | at Cincinnati | 55,808 | Miami 35, Cincinnati 17 |
| 8/25 | at Miami | 73,470 | Miami 24, Atlanta 10 |
| 8/31 | at Washington | 52,098 | Washington 27, Miami 24 |
| 9/10 | at Miami | 75,826 | Miami 21, Minnesota 19 |

| 1973 (4-2-1) | | | |
|---|---|---|---|
| DATE | SITE | ATT. | SCORE |
| 7/27 | at Chicago | 54,103 | Miami 14, College All-Stars 3 |
| 8/4 | at Miami | 78,091 | Miami 14, Cincinnati 13 |
| 8/11 | at Miami | 78,112 | Miami 14, New Orleans 13 |
| 8/18 | at Miami | 78,590 | Miami 9, Chicago 9 |
| 8/24 | at Miami | 78,618 | Miami 17, Los Angeles 14 |
| 8/31 | at Minnesota | 45,894 | Minnesota 20, Miami 17 |
| 9/6 | at Dallas | 58,656 | Dallas 26, Miami 23 |

| 1974 (4-2) | | | |
|---|---|---|---|
| DATE | SITE | ATT. | SCORE |
| 8/3 | at Cincinnati | 37,925 | Cincinnati 19, Miami 13 |
| 8/10 | at Miami | 55,073 | Miami 45, New Orleans 20 |
| 8/19 | at Miami | 67,963 | Miami 21, Minnesota 9 |
| 8/24 | at Los Angeles | 64,663 | Los Angeles 31, Miami 13 |
| 8/30 | at Miami | 54,666 | Miami 21, Green Bay 10 |
| 9/7 | at Chicago | 55,093 | Miami 30, Chicago 7 |

| 1975 (5-1) | | | |
|---|---|---|---|
| DATE | SITE | ATT. | SCORE |
| 8/9 | at Miami | 55,567 | Miami 7, Cincinnati 3 |
| 8/16 | at Miami | 52,923 | Miami 20, Detroit 14 |
| 8/23 | at New Orleans | 59,646 | Miami 20, New Orleans 10 |
| 9/1 | at Minnesota | 47,544 | Minnesota 20, Miami 7 |
| 9/6 | at Miami | 51,861 | Miami 21, Chicago 10 |
| 9/13 | at Miami | 52,835 | Miami 31, N.Y. Giants 13 |

| 1976 (6-0) | | | |
|---|---|---|---|
| DATE | SITE | ATT. | SCORE |
| 7/31 | at Miami | 50,469 | Miami 16, Minnesota 3 |
| 8/8 | at Detroit | 53,036 | Miami 30, Detroit 21 |
| 8/14 | at Miami | 51,869 | Miami 24, Philadelphia 16 |
| 8/21 | at Tampa Bay | 67,466 | Miami 28, Tampa Bay 21 |
| 8/28 | at Houston | 43,146 | Miami 10, Houston 6 |
| 9/4 | at New Orleans | 63,950 | Miami 20, New Orleans 7 |

| 1977 (4-2) | | | |
|---|---|---|---|
| DATE | SITE | ATT. | SCORE |
| 8/6 | at Tampa Bay | 62,056 | Miami 13, Tampa Bay 7 |
| 8/13 | at Miami | 43,282 | Miami 27, Washington 15 |
| 8/20 | at Dallas | 57,482 | Miami 20, Dallas 14 |
| 8/26 | at Minnesota | 47,678 | Minnesota 33, Miami 7 |
| 9/3 | at Miami | 38,235 | New Orleans 17, Miami 10 |
| 9/11 | at N.Y. Giants | 51,561 | Miami 27, N.Y. Giants 21 |

| 1978 (4-1) | | | |
|---|---|---|---|
| DATE | SITE | ATT. | SCORE |
| 7/29 | at Canton | 18,355 | Philadelphia 17, Miami 3 |
| 8/5 | at Miami | 45,068 | Miami 28, St. Louis 7 |
| 8/12 | at New Orleans | 53,602 | Miami 31, New Orleans 17 |
| 8/18 | at Miami | 52,851 | Miami 30, Minnesota 22 |
| 8/25 | at Tampa Bay | 70,321 | Miami 24, Tampa Bay 20 |

| 1979 (4-0) | | | |
|---|---|---|---|
| DATE | SITE | ATT. | SCORE |
| 8/3 | at Miami | 46,130 | Miami 14, New Orleans 7 |
| 8/11 | at Tampa Bay | 70,631 | Miami 13, Tampa Bay 7 |
| 8/18 | at Minnesota | 47,696 | Miami 21, Minnesota 10 |
| 8/24 | at Miami | 47,951 | Miami 14, Philadelphia 13 |

| 1980 (3-1) | | | |
|---|---|---|---|
| DATE | SITE | ATT. | SCORE |
| 8/10 | at Miami | 41,345 | Miami 17, Detroit 7 |
| 8/18 | at Seattle | 63,757 | Miami 24, Seattle 7 |
| 8/23 | at Miami | 41,986 | Minnesota 17, Miami 10 |
| 8/29 | at New Orleans | 51,473 | Miami 20, New Orleans 0 |

| 1981 (4-0) | | | |
|---|---|---|---|
| DATE | SITE | ATT. | SCORE |
| 8/8 | at Minnesota | 47,596 | Miami 20, Minnesota 6 |
| 8/15 | at Miami | 41,502 | Miami 24, Denver 14 |
| 8/22 | at Detroit | 54,676 | Miami 31, Detroit 27 |
| 8/28 | at Miami | 41,290 | Miami 31, Kansas City 7 |

| 1982 (2-1-1) | | | |
|---|---|---|---|
| DATE | SITE | ATT. | SCORE |
| 8/14 | at Miami | 45,681 | Miami 24, Washington 7 |
| 8/21 | at Denver | 74,465 | Denver 17, Miami 14 |
| 8/28 | at Kansas City | 42,403 | Miami 17, Kansas City 17 (OT) |
| 9/3 | at Miami | 46,257 | Miami 16, N Y. Giants 13 |

| 1983 (2-2) | | | |
|---|---|---|---|
| DATE | SITE | ATT. | SCORE |
| 8/6 | at Dallas | 46,826 | Dallas 20, Miami 17 |
| 8/13 | at Miami | 38,735 | New Orleans 19, Miami 17 |
| 8/19 | at Washington | 54,750 | Miami 38, Washington 7 |
| 8/26 | at N.Y. Giants | 58,732 | Miami 24, N.Y. Giants 3 |

| 1984 (3-1) | | | |
|---|---|---|---|
| DATE | SITE | ATT. | SCORE |
| 8/4 | at Miami | 37,559 | Miami 24, Indianapolis 3 |
| 8/11 | at Minnesota | 54,003 | Miami 27, Minnesota 7 |
| 8/19 | at Los Angeles | 40,099 | Miami 29, L.A.Raiders 23 |
| 8/24 | at Tampa Bay | 53,023 | Tampa Bay 14, Miami 13 |

| 1985 (2-2) | | | |
|---|---|---|---|
| DATE | SITE | ATT. | SCORE |
| 8/10 | at Miami | 41,129 | Minnesota 16, Miami 13 (OT) |
| 8/17 | at Miami | 37,557 | Miami 27, Buffalo 17 |
| 8/24 | at Los Angeles | 45,733 | Miami 23, L.A. Raiders 17 |
| 8/30 | at Atlanta | 32,768 | Atlanta 19, Miami 17 |

| 1986 (2-2) | | | |
|---|---|---|---|
| DATE | SITE | ATT. | SCORE |
| 8/9 | at Minnesota | 52,865 | Minnesota 30, Miami 16 |
| 8/15 | at Miami | 50,815 | Cleveland 17, Miami 10 |
| 8/23 | at Philadelphia | 51,635 | Miami 20, Philadelphia 15 |
| 8/29 | at Miami | 45,766 | Miami 21, Tampa Bay 3 |

| 1987 (2-2) | | | |
|---|---|---|---|
| DATE | SITE | ATT. | SCORE |
| 8/16 | at Miami | 63,451 | Chicago 10, Miami 3 |
| 8/24 | at Denver | 74,288 | Denver 31, Miami 28 |
| 8/29 | at Philadelphia | 38,728 | Miami 35, Philadelphia 3 |
| 9/4 | at Miami | 66,236 | Miami 34, Buffalo 20 |

| 1988 (2-3) | | | |
|---|---|---|---|
| DATE | SITE | ATT. | SCORE |
| 7/31 | at London | 70,535 | Miami 27, San Francisco 21 |
| 8/6 | at Chicago | 60,386 | Chicago 20, Miami 17 |
| 8/13 | at Miami | 51,270 | Washington 27, Miami 10 |
| 8/19 | at Miami | 49,795 | Miami 16, Denver 13 (OT) |
| 8/26 | at Minnesota | 51,463 | Minnesota 24, Miami 17 |

| 1989 (0-4) | | | |
|---|---|---|---|
| DATE | SITE | ATT. | SCORE |
| 8/14 | at Miami | 51,085 | Chicago 28, Miami 20 |
| 8/19 | at Jacksonville | 56,712 | Houston 26, Miami 10 |
| 8/25 | at Washington | 51,438 | Washington 35, Miami 21 |
| 9/2 | at Miami | 41,748 | Philadelphia 20, Miami 10 |

| 1990 (1-3) | | | |
|---|---|---|---|
| DATE | SITE | ATT. | SCORE |
| 8/11 | at Chicago | 56,449 | Chicago 10, Miami 6 |
| 8/18 | at Philadelphia | 52,404 | Philadelphia 23, Miami 14 |
| 8/25 | at Miami | 44,897 | Miami 17, Denver 16 |
| 8/31 | at Miami | 44,689 | Minnesota 20, Miami 17 |

| 1991 (3-2) | | | |
|---|---|---|---|
| DATE | SITE | ATT. | SCORE |
| 7/26 | at Miami | 49,939 | Chicago 6, Miami 0 |
| 8/3 | at Tokyo | 51,122 | Miami 19, L.A. Raiders 17 |
| 8/10 | at Tampa Bay | 51,387 | Miami 29, Tampa Bay 13 |
| 8/19 | at Denver | 72,555 | Denver 21, Miami 13 |
| 8/24 | at Miami | 44,099 | Miami 28, New Orleans 24 |

| 1992 (3-2) | | | |
|---|---|---|---|
| DATE | SITE | ATT. | SCORE |
| 8/1 | at Orlando | 63,100 | Miami 22, Washington 21 |
| 8/7 | at Miami | 50,803 | Dallas 27, Miami 24 |
| 8/16 | at Berlin | 60,813 | Miami 31, Denver 27 |
| 8/22 | at Miami | 42,136 | Miami 22, Tampa Bay 7 |
| 8/27 | at Baltimore | 60,021 | New Orleans 17, Miami 3 |

| 1993 (3-1) | | | |
|---|---|---|---|
| DATE | SITE | ATT. | SCORE |
| 8/6 | at Atlanta | 51,798 | Miami 28, Atlanta 27 |
| 8/14 | at Miami | 49,896 | Miami 19, Washington 10 |
| 8/20 | at Denver | 59,393 | Denver 34, Miami 24 |
| 8/28 | at Miami | 43,233 | Miami 23, N.Y. Giants 17 |

| 1994 (3-2) | | | |
|---|---|---|---|
| DATE | SITE | ATT. | SCORE |
| 7/30 | at N.Y. Giants | 61,720 | Miami 20, N.Y. Giants 19 |
| 8/6 | at Miami | 47,244 | Miami 24, Pittsburgh 14 |
| 8/13 | at Milwaukee | 52,759 | Miami 31, Green Bay 24 |
| 8/20 | at Miami | 51,242 | Tampa Bay 29, Miami 14 |
| 8/26 | at Minnesota | 46,933 | Minnesota 31, Miami 16 |

| 1995 (1-3) | | | |
|---|---|---|---|
| DATE | SITE | ATT. | SCORE |
| 8/4 | at Miami | 51,745 | Jacksonville 24, Miami 21 |
| 8/11 | at Atlanta | 42,579 | Atlanta 37, Miami 0 |
| 8/19 | at Miami | 48,556 | Miami 27, Washington 13 |
| 8/25 | at Orlando | 58,595 | Tampa Bay 24, Miami 17 |

| 1996 (3-1) | | | |
|---|---|---|---|
| DATE | SITE | ATT. | SCORE |
| 8/3 | at Miami | 51,141 | Miami 13, Tampa Bay 10 |
| 8/11 | at Chicago | 50,761 | Chicago 24, Miami 21 |
| 8/19 | at Miami | 55,598 | Miami 24, Minnesota 17 |
| 8/23 | at Tampa Bay | 40,137 | Miami 19, Tampa Bay 7 |

| 1997 (3-2) | | | |
|---|---|---|---|
| DATE | SITE | ATT. | SCORE |
| 7/26 | at Green Bay | 59,089 | Green Bay 20, Miami 0 |
| 8/4 | at Mexico City | 104,629 | Miami 38, Denver 19 |
| 8/10 | at Miami | 57,782 | Miami 21, Chicago 14 |
| 8/16 | at Tampa Bay | 35,024 | Tampa Bay 24, Miami 10 |
| 8/21 | at Miami | 57,400 | Miami 28, Washington 7 |

| 1998 (4-0) | | | |
|---|---|---|---|
| DATE | SITE | ATT. | SCORE |
| 8/8 | at Washington | 64,243 | Miami 19, Washington 16 |
| 8/13 | at Miami | 59,184 | Miami 14, Tampa Bay 13 |
| 8/23 | at San Francisco | 53,214 | Miami 21, San Francisco 20 |
| 8/28 | at Miami | 61,915 | Miami 21, Green Bay 7 |

| 1999 (2-2) | | | |
|---|---|---|---|
| DATE | SITE | ATT. | SCORE |
| 8/13 | at Miami | 59,972 | New Orleans 26, Miami 14 |
| 8/21 | at San Diego | 64,537 | Miami 13, San Diego 10 |
| 8/28 | at Miami | 61,066 | Miami 31, Detroit 10 |
| 9/2 | at Green Bay | 59,810 | Green Bay 25, Miami 17 |

| 2000 (3-1) | | | |
|---|---|---|---|
| DATE | SITE | ATT. | SCORE |
| 8/5 | at Pittsburgh | 45,871 | Pittsburgh 13, Miami 10 |
| 8/10 | at Miami | 58,703 | Miami 15, Tampa Bay 13 |
| 8/21 | at Miami | 60,287 | Miami 17, Green Bay 14 |
| 8/25 | at New Orleans | 46,955 | Miami 22, New Orleans 17 |

| 2001 (1-4) | | | |
|---|---|---|---|
| DATE | SITE | ATT. | SCORE |
| 8/6 | at Canton, Ohio | 22,736 | St. Louis 17, Miami 10 |
| 8/13 | at Tampa Bay | 65,308 | Miami 17, Tampa Bay 14 |
| 8/18 | at Miami | 58,854 | San Diego 23, Miami 20 (OT) |
| 8/25 | at Green Bay | 59,547 | Green Bay 17, Miami 12 |
| 8/31 | at Miami | 60,136 | Minnesota 20, Miami 7 |

| 2002 (2-2) | | | |
|---|---|---|---|
| DATE | SITE | ATT. | SCORE |
| 8/12 | at Tampa Bay | 65,008 | Tampa Bay 14, Miami 10 |
| 8/15 | at Miami | 56,930 | New Orleans 24, Miami 7 |
| 8/24 | at Houston | 69,432 | Miami 24, Houston 3 |
| 8/29 | at Miami | 57,113 | Miami 24, Chicago 22 |

| 2003 (2-2) | | | |
|---|---|---|---|
| DATE | SITE | ATT. | SCORE |
| 8/8 | at Miami | 62,261 | Tampa Bay 20, Miami 19 |
| 8/15 | at Jacksonville | 49,751 | Jacksonville 27, Miami 23 |
| 8/22 | at Miami | 59,093 | Miami 30, Atlanta 21 |
| 8/28 | at New Orleans | 68,477 | Miami 24, New Orleans 10 |

| 2004 (2-2) | | | |
|---|---|---|---|
| DATE | SITE | ATT. | SCORE |
| 8/14 | at Miami | 67,978 | Miami 16, Jacksonville 5 |
| 8/21 | at Miami | 72,112 | Washington 17, Miami 0 |
| 8/28 | at Tampa Bay | 64,992 | at Tampa Bay 17, Miami 10 |
| 9/3 | at New Orleans | 64,900 | at Miami 20, New Orleans 19 |

| 2005 (1-4) | | | |
|---|---|---|---|
| DATE | SITE | ATT. | SCORE |
| 8/8 | at Canton, Ohio | 22,292 | Chicago 27, Miami 24 |
| 8/13 | at Jacksonville | 64,072 | Jacksonville 27, Miami 17 |
| 8/20 | at Pittsburgh | 55,036 | Pittsburgh 17, Miami 3 |
| 8/27 | at Miami | 67,892 | Miami 17, Tampa Bay 14 |
| 9/1 | at Miami | 71,616 | Atlanta 20, Miami 17 |

| 2006 (2-2) | | | |
|---|---|---|---|
| DATE | SITE | ATT. | SCORE |
| 8/12 | at Miami | 67,979 | Jacksonville 31, Miami 26 |
| 8/19 | at Tampa Bay | 65,140 | Miami 13, Tampa Bay 10 |
| 8/24 | at Carolina | 71,477 | Carolina 19, Miami 10 |
| 8/31 | at Miami | 72,003 | Miami 29, St. Louis 9 |

| 2007 (2-2) | | | |
|---|---|---|---|
| DATE | SITE | ATT. | SCORE |
| 8/11 | at Miami | 71,399 | Miami 18, Jacksonville 17 |
| 8/16 | at Kansas City | 70,217 | Miami 11, Kansas City 10 |
| 8/25 | at Miami | 65,660 | Tampa Bay 31, Miami 28 |
| 8/30 | at New Orleans | 68,926 | New Orleans 7, Miami 0 |

| 2008 (3-1) | | | |
|---|---|---|---|
| DATE | SITE | ATT. | SCORE |
| 8/9 | at Miami | 64,087 | Tampa Bay 17, Miami 6 |
| 8/16 | at Jacksonville | 63,927 | Miami 19, Jacksonville 14 |
| 8/23 | at Miami | 60,189 | Miami 24, Kansas City 0 |
| 8/28 | at New Orleans | 70,008 | Miami 14, New Orleans 10 |

| 2009 (4-0) | | | |
|---|---|---|---|
| DATE | SITE | ATT. | SCORE |
| 8/17 | at Miami | 60,637 | Miami 12, Jacksonville 9 |
| 8/22 | at Miami | 56,638 | Miami 27, Carolina 17 |
| 8/27 | at Tampa Bay | 63,386 | Miami 10, Tampa Bay 6 |
| 9/3 | at New Orleans | 68,681 | Miami 10, New Orleans 7 |

| 2010 (2-2) | | | |
|---|---|---|---|
| DATE | SITE | ATT. | SCORE |
| 8/14 | at Miami | 59,108 | Miami 10, Tampa Bay 7 |
| 8/21 | at Jacksonville | 62,044 | Miami 27, Jacksonville 26 |
| 8/27 | at Miami | 59,144 | Atlanta 16, Miami 6 |
| 9/1 | at Dallas | 71,805 | Dallas 27, Miami 25 |

| 2011 (3-1) | | | |
|---|---|---|---|
| DATE | SITE | ATT. | SCORE |
| 8/12 | at Atlanta | 67,038 | Miami 28, Atlanta 23 |
| 8/19 | at Miami | 54,157 | Miami 20, Carolina 10 |
| 8/27 | at Tampa Bay | 44,732 | Tampa Bay 17, Miami 13 |
| 9/1 | at Miami | 40,727 | Miami 17, Dallas 3 |

| 2012 (0-4) | | | |
|---|---|---|---|
| DATE | SITE | ATT. | SCORE |
| 8/10 | at Miami | 46,330 | Tampa Bay 20, Miami 7 |
| 8/17 | at Carolina | 68,595 | Carolina 23, Miami 17 |
| 8/24 | at Miami | 41,550 | Atlanta 23, Miami 6 |
| 8/29 | at Dallas | 73,481 | Dallas 30, Miami 13 |

| 2013 (2-3) | | | |
|---|---|---|---|
| DATE | SITE | ATT. | SCORE |
| 8/4 | at Canton, Ohio | 22,364 | Dallas 24, Miami 20 |
| 8/9 | at Jacksonville | 59,135 | Miami 27, Jacksonville 3 |
| 8/17 | at Houston | 71,401 | Houston 24, Miami 17 |
| 8/24 | at Miami | 52,789 | Tampa Bay 17, Miami 16 |
| 8/29 | at Miami | 43,019 | Miami 24, New Orleans 21 |

| 2014 (3-1) | | | |
|---|---|---|---|
| DATE | SITE | ATT. | SCORE |
| 8/8 | at Atlanta | 68,540 | Atlanta 16, Miami 10 |
| 8/16 | at Tampa Bay | 50,555 | Miami 20, Tampa Bay 14 |
| 8/23 | at Miami | 55,623 | Miami 25, Dallas |
| 8/28 | at Miami | 43,340 | Miami 14, St. Louis 13 |

| 2015 (1-3) | | | |
|---|---|---|---|
| DATE | SITE | ATT. | SCORE |
| 8/13 | at Chicago | 60,802 | Chicago 27, Miami 10 |
| 8/22 | at Carolina | 70,323 | Carolina 31, Miami 30 |
| 8/29 | at Miami | 60,661 | Miami 13, Atlanta 9 |
| 9/3 | at Miami | 49,675 | Tampa Bay 22, Miami 17 |

| 2016 (2-2) | | | |
|---|---|---|---|
| DATE | SITE | ATT. | SCORE |
| 8/12 | at N.Y. Giants | 73,575 | Miami 27, N.Y. Giants 10 |
| 8/19 | at Dallas | 82,862 | Dallas 41, Miami 14 |
| 8/25 | at Orlando | 45,974 | Miami 17, Atlanta 6 |
| 9/1 | at Miami | 48,192 | Tennessee 21, Miami 10 |

| 2017 (2-2) | | | |
|---|---|---|---|
| DATE | SITE | ATT. | SCORE |
| 8/10 | at Miami | 64,271 | Miami 23, Atlanta 20 |
| 8/17 | at Miami | 64,464 | Baltimore 31, Miami 7 |
| 8/24 | at Philadelphia | 69,596 | Philadelphia 38, Miami 31 |
| 8/31 | at Minnesota | 66,409 | Miami 30, Minnesota 9 |

| 2018 (1-3) | | | |
|---|---|---|---|
| DATE | SITE | ATT. | SCORE |
| 8/9 | at Miami | 51,042 | Tampa Bay 26, Miami 24 |
| 8/17 | at Carolina | 72,200 | Carolina 27, Miami 20 |
| 8/25 | at Miami | 60,071 | Baltimore 27, Miami 10 |
| 8/30 | at Atlanta | 71,192 | Miami 34, Atlanta 7 |

# YEAR-BY-YEAR SCORES

• local TV blackout lifted (1973-2014) (MN) = Monday (TH) = Thursday (SN) = Sunday night (FR) = Friday (SA) = Saturday

| 1966 (3-11) | | | | | |
|---|---|---|---|---|---|
| Fourth (tied) - Eastern Division | | | | Head Coach: George Wilson | |
| DATE | OPPONENT | W/L | SCORE | DISTRIB | ACTUAL |
| 9/2 | OAKLAND (FR) | L | 14-23 | 26,776 | 25,188 |
| 9/9 | NEW YORK JETS (FR) | L | 14-19 | 34,402 | 33,650 |
| 9/18 | at Buffalo | L | 24-58 | 37,546 | 37,176 |
| 10/2 | at San Diego | L | 10-44 | 26,451 | 26,444 |
| 10/9 | at Oakland | L | 10-21 | 30,787 | 28,863 |
| 10/16 | DENVER | W | 24-7 | 23,393 | 22,191 |
| 10/23 | at Houston | W | 20-13 | 23,173 | 21,999 |
| 11/6 | BUFFALO | L | 0-29 | 37,177 | 36,685 |
| 11/13 | at Kansas City | L | 16-34 | 34,063 | 33,733 |
| 11/20 | at New York Jets | L | 13-30 | 58,664 | 57,092 |
| 11/27 | BOSTON | L | 14-20 | 22,754 | 22,480 |
| 12/4 | at Denver | L | 7-17 | 32,592 | 32,116 |
| 12/11 | KANSAS CITY | L | 18-19 | 19,387 | 17,881 |
| 12/18 | HOUSTON | W | 29-28 | 20,045 | 19,274 |
| | | | | **427,210** | **414,772** |

| 1967 (4-10) | | | | | |
|---|---|---|---|---|---|
| Fourth - Eastern Division | | | | Head Coach: George Wilson | |
| DATE | OPPONENT | W/L | SCORE | DISTRIB | ACTUAL |
| 9/17 | DENVER | W | 35-21 | 29,381 | 29,072 |
| 9/24 | KANSAS CITY | L | 0-24 | 36,272 | 33,280 |
| 10/1 | at New York Jets | L | 7-29 | 61,240 | 59,433 |
| 10/8 | at Kansas City | L | 0-41 | 45,291 | 42,920 |
| 10/15 | at Boston | L | 10-41 | 23,955 | 17,859 |
| 10/22 | NEW YORK JETS | L | 14-33 | 30,049 | 28,392 |
| 11/5 | at Buffalo | L | 13-35 | 31,622 | 30,950 |
| 11/12 | at San Diego | L | 0-24 | 34,761 | 32,395 |
| 11/19 | at Oakland | L | 17-31 | 37,295 | 33,753 |
| 11/26 | BUFFALO | W | 17-14 | 27,050 | 24,357 |
| 12/3 | at Houston | L | 14-17 | 21,865 | 20,979 |
| 12/10 | SAN DIEGO | W | 41-24 | 23,032 | 23,007 |
| 12/17 | BOSTON | W | 41-32 | 25,969 | 22,079 |
| 12/23 | HOUSTON (SA) | L | 10-41 | 31,121 | 29,628 |
| | | | | **458,903** | **428,104** |

## 1968 (5-8-1)

**Third - Eastern Division** — **Head Coach: George Wilson**

| DATE | OPPONENT | W/L | SCORE | DISTRIB | ACTUAL |
|---|---|---|---|---|---|
| 9/14 | HOUSTON (SA) | L | 10-24 | 40,067 | 38,097 |
| 9/21 | OAKLAND (SA) | L | 21-47 | 30,021 | 28,751 |
| 9/28 | KANSAS CITY (SA) | L | 3-48 | 28,501 | 27,732 |
| 10/6 | at Houston | W | 24-7 | 36,109 | 35,424 |
| 10/12 | BUFFALO (SA) | T | 14-14 | 28,653 | 28,559 |
| 10/20 | at Cincinnati | W | 24-22 | 25,936 | 25,076 |
| 10/27 | at Denver | L | 14-21 | 44,115 | 43,411 |
| 11/3 | at San Diego | L | 28-34 | 37,281 | 31,686 |
| 11/10 | at Buffalo | W | 21-17 | 28,759 | 28,399 |
| 11/17 | CINCINNATI | L | 21-38 | 31,747 | 30,304 |
| 11/24 | at Boston | W | 34-10 | 18,305 | 13,646 |
| 12/1 | at New York Jets | L | 17-35 | 61,766 | 60,207 |
| 12/8 | BOSTON | W | 38-7 | 24,902 | 24,242 |
| 12/15 | NEW YORK JETS | L | 7-31 | 32,843 | 31,302 |
| | | | | **469,005** | **446,836** |

## 1969 (3-10-1)

**Fifth - Eastern Division** — **Head Coach: George Wilson**

| DATE | OPPONENT | W/L | SCORE | DISTRIB | ACTUAL |
|---|---|---|---|---|---|
| 9/14 | at Cincinnati | L | 21-27 | 25,335 | 24,487 |
| 9/20 | at Oakland (SA) | L | 17-20 | 50,277 | 48,477 |
| 9/28 | at Houston | L | 10-22 | 41,086 | 40,387 |
| 10/4 | OAKLAND (SA) | T | 20-20 | 35,614 | 32,668 |
| 10/11 | SAN DIEGO (SA) | L | 14-21 | 34,585 | 33,073 |
| 10/19 | at Kansas City | L | 10-17 | 49,809 | 47,038 |
| 10/26 | BUFFALO | W | 24-6 | 39,837 | 39,194 |
| 11/2 | at New York Jets | L | 31-34 | 61,761 | 60,793 |
| 11/9 | at Boston | W | 17-16 | 19,821 | 10,665 |
| 11/16 | at Buffalo | L | 3-28 | 32,868 | 32,344 |
| 11/23 | HOUSTON | L | 7-32 | 27,218 | 27,114 |
| 11/30 | Boston (at Tampa) | L | 23-38 | 32,121 | 27,179 |
| 12/7 | DENVER | W | 27-24 | 25,332 | 24,972 |
| 12/14 | NEW YORK JETS | L | 9-27 | 48,108 | 42,148 |
| | | | | **523,772** | **490,539** |

## 1970 (10-4)

**Second - Eastern Division** — **Head Coach: Don Shula**

| DATE | OPPONENT | W/L | SCORE | DISTRIB | ACTUAL |
|---|---|---|---|---|---|
| 9/20 | at Boston | L | 14-27 | 32,607 | 27,265 |
| 9/27 | at Houston | W | 20-10 | 39,840 | 38,779 |
| 10/3 | OAKLAND (SA) | W | 20-13 | 57,140 | 54,412 |
| 10/10 | at New York Jets (SA) | W | 20-6 | 62,712 | 61,801 |
| 10/18 | at Buffalo | W | 33-14 | 41,312 | 40,820 |
| 10/25 | CLEVELAND | L | 0-28 | 75,313 | 70,872 |
| 11/1 | at Baltimore | L | 0-35 | 60,240 | 59,305 |
| 11/8 | at Philadelphia | L | 17-24 | 58,171 | 53,149 |
| 11/15 | NEW ORLEANS | W | 21-10 | 42,866 | 41,557 |
| 11/22 | BALTIMORE | W | 34-17 | 67,699 | 63,362 |
| 11/30 | at Atlanta (MN) | W | 20-7 | 54,036 | 53,303 |
| 12/6 | BOSTON | W | 37-20 | 51,034 | 46,370 |
| 12/13 | NEW YORK JETS | W | 16-10 | 75,099 | 71,892 |
| 12/20 | BUFFALO | W | 45-7 | 70,990 | 64,957 |
| | | | | **789,059** | **747,844** |

**AMERICAN CONFERENCE PLAYOFF**

| | | | | | |
|---|---|---|---|---|---|
| 12/27 | at Oakland | L | 14-21 | 54,401 | 52,594 |

## 1971 (10-3-1)

**First - Eastern Division** — **Head Coach: Don Shula**

| DATE | OPPONENT | W/L | SCORE | DISTRIB | ACTUAL |
|---|---|---|---|---|---|
| 9/19 | at Denver | T | 10-10 | 51,228 | 50,499 |
| 9/26 | at Buffalo | W | 29-14 | 45,139 | 44,626 |
| 10/3 | NEW YORK JETS | L | 10-14 | 70,670 | 67,161 |
| 10/10 | at Cincinnati | W | 23-13 | 60,099 | 59,090 |
| 10/17 | NEW ENGLAND | W | 41-3 | 58,822 | 56,222 |
| 10/24 | at New York Jets | W | 30-14 | 62,130 | 61,170 |
| 10/31 | at Los Angeles | W | 20-14 | 72,903 | 68,386 |
| 11/7 | BUFFALO | W | 34-0 | 61,016 | 57,748 |
| 11/14 | PITTSBURGH | W | 24-21 | 66,435 | 63,178 |
| 11/21 | BALTIMORE | W | 17-14 | 75,312 | 73,063 |
| 11/29 | CHICAGO (MN) | W | 34-3 | 75,312 | 73,071 |
| 12/5 | at New England | L | 13-34 | 61,457 | 60,110 |
| 12/11 | at Baltimore (SA) | L | 3-14 | 60,238 | 59,293 |
| 12/19 | GREEN BAY | W | 27-6 | 75,312 | 74,215 |
| | | | | **896,073** | **867,832** |
| | **AMERICAN CONFERENCE PLAYOFF** | | | | |
| 12/25 | at Kansas City (SA) | W | 27-24 (2 OT) | 50,374 | 45,882 |
| | **AMERICAN CONFERENCE CHAMPIONSHIP** | | | | |
| 1/2/72 | BALTIMORE | W | 21-0 | 78,939 | 78,629 |
| | **SUPER BOWL VI AT NEW ORLEANS** | | | | |
| 1/16/72 | Dallas | L | 3-24 | 81,023 | 80,591 |

## 1972 (14-0)

**First - Eastern Division** — **Head Coach: Don Shula**

| DATE | OPPONENT | W/L | SCORE | DISTRIB | ACTUAL |
|---|---|---|---|---|---|
| 9/17 | at Kansas City | W | 20-10 | 79,829 | 78,736 |
| 9/24 | HOUSTON | W | 34-13 | 77,821 | 75,069 |
| 10/1 | at Minnesota | W | 16-14 | 47,900 | 45,766 |
| 10/8 | at New York Jets | W | 27-17 | 63,841 | 61,720 |
| 10/15 | SAN DIEGO | W | 24-10 | 80,010 | 78,212 |
| 10/22 | BUFFALO | W | 24-23 | 80,010 | 78,175 |
| 10/29 | at Baltimore | W | 23-0 | 60,000 | 59,303 |
| 11/5 | at Buffalo | W | 30-16 | 46,206 | 45,659 |
| 11/12 | NEW ENGLAND | W | 52-0 | 80,010 | 78,148 |
| 11/19 | NEW YORK JETS | W | 28-24 | 80,010 | 78,166 |
| 11/27 | ST. LOUIS (MN) | W | 31-10 | 80,010 | 78,190 |
| 12/3 | at New England | W | 37-21 | 60,999 | 60,144 |
| 12/10 | at New York Giants | W | 23-13 | 62,728 | 62,728 |
| 12/16 | BALTIMORE (SA) | W | 16-0 | 80,010 | 78,202 |
| | | | | **979,384** | **958,218** |
| | **AMERICAN CONFERENCE PLAYOFF** | | | | |
| 12/24 | CLEVELAND | W | 20-14 | 78,916 | 78,196 |
| | **AMERICAN CONFERENCE CHAMPIONSHIP** | | | | |
| 12/31 | at Pittsburgh | W | 21-17 | 50,845 | 50,350 |
| | **SUPER BOWL VI AT NEW ORLEANS** | | | | |
| 1/14/73 | Washington | W | 14-7 | 90,182 | 85,462 |

## 1973 (12-2)

**First - Eastern Division** — **Head Coach: Don Shula**

| DATE | | OPPONENT | W/L | SCORE | DISTRIB | ACTUAL |
|---|---|---|---|---|---|---|
| 9/16 | ● | SAN FRANCISCO | W | 21-13 | 78,768 | 68,275 |
| 9/23 | | at Oakland | L | 7-12 | 74,121 | 74,044 |
| 9/30 | ● | NEW ENGLAND | W | 44-23 | 78,830 | 62,508 |
| 10/7 | ● | NEW YORK JETS | W | 31-3 | 78,821 | 63,850 |
| 10/15 | ● | at Cleveland (MN) | W | 17-9 | 78,424 | 72,070 |
| 10/21 | ● | BUFFALO | W | 27-6 | 78,738 | 65,241 |
| 10/28 | ● | at New England | W | 30-14 | 60,268 | 57,617 |
| 11/4 | ● | at New York Jets | W | 24-14 | 61,462 | 57,591 |
| 11/11 | ● | BALTIMORE | W | 44-0 | 78,854 | 60,332 |
| 11/18 | ● | at Buffalo | W | 17-0 | 79,401 | 77,138 |
| 11/22 | ● | at Dallas (TH) | W | 14-7 | 62,967 | 58,089 |
| 12/3 | ● | PITTSBURGH (MN) | W | 30-26 | 78,922 | 68,901 |
| 12/9 | | at Baltimore | L | 3-16 | 57,834 | 41,005 |
| 12/15 | ● | DETROIT (SA) | W | 34-7 | 78,337 | 53,375 |
| | | | | | **1,025,747** | **880,036** |
| | | **AMERICAN CONFERENCE PLAYOFF** | | | | |
| 12/23 | | CINCINNATI | W | 34-16 | 78,928 | 75,770 |
| | | **AMERICAN CONFERENCE CHAMPIONSHIP** | | | | |
| 12/30 | ● | OAKLAND | W | 27-10 | 79,325 | 75,105 |
| | | **SUPER BOWL VII AT LOS ANGELES** | | | | |
| 1/13/74 | | Minnesota | W | 24-7 | 71,882 | 68,142 |

## 1974 (11-3)

**First - Eastern Division** — **Head Coach: Don Shula**

| DATE | | OPPONENT | W/L | SCORE | DISTRIB | ACTUAL |
|---|---|---|---|---|---|---|
| 9/15 | | at New England | L | 24-34 | 55,006 | 54,193 |
| 9/22 | ● | at Buffalo | W | 24-16 | 79,463 | 78,990 |
| 9/29 | | at San Diego | W | 28-21 | 45,098 | 44,706 |
| 10/7 | ● | NEW YORK JETS (MN) | W | 21-17 | 78,219 | 61,527 |
| 10/13 | ● | at Washington | L | 17-20 | 54,395 | 54,395 |
| 10/20 | | KANSAS CITY | W | 9-3 | 75,358 | 67,779 |
| 10/27 | | BALTIMORE | W | 17-7 | 72,849 | 65,868 |
| 11/3 | | ATLANTA | W | 42-7 | 74,935 | 64,399 |
| 11/10 | | at New Orleans | W | 21-0 | 74,289 | 73,458 |
| 11/17 | ● | BUFFALO | W | 35-28 | 78,771 | 69,313 |
| 11/24 | ● | at New York Jets | L | 14-17 | 60,481 | 57,162 |
| 12/2 | | CINCINNATI (MN) | W | 24-3 | 78,675 | 71,962 |
| 12/8 | | at Baltimore | W | 17-16 | 40,911 | 34,420 |
| 12/15 | ● | NEW ENGLAND | W | 34-27 | 78,611 | 56,920 |
| | | | | | **947,061** | **855,092** |
| | | **AMERICAN CONFERENCE PLAYOFF** | | | | |
| 12/21 | | at Oakland (SA) | L | 26-28 | 53,023 | 52,817 |

## 1975 (10-4)

**Second - Eastern Division** — **Head Coach: Don Shula**

| DATE | | OPPONENT | W/L | SCORE | DISTRIB | ACTUAL |
|---|---|---|---|---|---|---|
| 9/22 | | OAKLAND (MN) | L | 21-31 | 78,805 | 78,744 |
| 9/28 | ● | at New England | W | 22-14 | 61,279 | 60,602 |
| 10/5 | ● | at Green Bay | W | 31-7 | 56,267 | 55,270 |
| 10/12 | | PHILADELPHIA | W | 24-16 | 62,925 | 60,127 |
| 10/19 | ● | at New York Jets | W | 43-0 | 60,471 | 47,191 |
| 10/26 | ● | at Buffalo | W | 35-30 | 79,429 | 79,080 |
| 11/2 | | at Chicago | W | 46-13 | 56,577 | 51,298 |
| 11/9 | | NEW YORK JETS | W | 27-7 | 75,631 | 72,896 |

| | | | | | |
|---|---|---|---|---|---|
| 11/16 | ● at Houston | L | 19-20 | 50,494 | 48,892 |
| 11/23 | BALTIMORE | L | 17-33 | 67,029 | 61,986 |
| 12/1 | NEW ENGLAND (MN) | W | 20-7 | 68,480 | 61,963 |
| 12/7 | BUFFALO | W | 31-21 | 78,701 | 74,573 |
| 12/14 | ● at Baltimore | L | 7-10 (OT) | 59,808 | 59,398 |
| 12/20 | DENVER (SA) | W | 14-13 | 56,187 | 43,064 |
| | | | | **912,083** | **855,084** |

## 1976 (6-8)

**Third - Eastern Division** — **Head Coach: Don Shula**

| DATE | OPPONENT | W/L | SCORE | DISTRIB | ACTUAL |
|---|---|---|---|---|---|
| 9/13 | at Buffalo (MN) | W | 30-21 | 77,800 | 77,683 |
| 9/19 | at New England | L | 14-30 | 46,227 | 46,053 |
| 9/26 | NEW YORK JETS | W | 16-0 | 53,600 | 49,754 |
| 10/3 | LOS ANGELES | L | 28-31 | 65,314 | 60,753 |
| 10/10 | ● at Baltimore | L | 14-28 | 59,295 | 58,832 |
| 10/17 | KANSAS CITY | L | 17-20 (OT) | 50,471 | 43,325 |
| 10/24 | at Tampa Bay | W | 23-20 | 63,016 | 59,155 |
| 10/31 | NEW ENGLAND | W | 10-3 | 57,984 | 52,863 |
| 11/7 | at New York Jets | W | 27-7 | 58,882 | 53,344 |
| 11/14 | ● at Pittsburgh | L | 3-14 | 49,813 | 48,945 |
| 11/22 | BALTIMORE (MN) | L | 16-17 | 68,372 | 62,104 |
| 11/28 | at Cleveland | L | 13-17 | 76,562 | 74,715 |
| 12/5 | BUFFALO | W | 45-27 | 51,423 | 43,475 |
| 12/11 | MINNESOTA (SA) | L | 7-29 | 52,945 | 46 543 |
| | | | | **831,704** | **777,544** |

## 1977 (10-4)

**Second - Eastern Division** — **Head Coach: Don Shula**

| DATE | OPPONENT | W/L | SCORE | DISTRIB | ACTUAL |
|---|---|---|---|---|---|
| 9/18 | at Buffalo | W | 13-0 | 78,048 | 76,097 |
| 9/25 | at San Francisco | W | 19-15 | 45,560 | 40,503 |
| 10/2 | HOUSTON | W | 27-7 | 50,764 | 49,619 |
| 10/9 | at Baltimore | L | 28-45 | 57,829 | 57,005 |
| 10/16 | NEW YORK JETS | W | 21-17 | 45,048 | 43,446 |
| 10/23 | SEATTLE | W | 31-13 | 38,967 | 29,858 |
| 10/30 | SAN DIEGO | L | 13-14 | 47,525 | 40,670 |
| 11/6 | at New York Jets | W | 14-10 | 53,698 | 51,582 |
| 11/13 | NEW ENGLAND | W | 17-5 | 67,907 | 67,502 |
| 11/20 | ● at Cincinnati | L | 17-23 | 58,710 | 46,733 |
| 11/24 | ● at St. Louis (TH) | W | 55-14 | 50,855 | 50,269 |
| 12/5 | ● BALTIMORE (MN) | W | 17-6 | 74,216 | 68,977 |
| 12/11 | ● at New England | L | 10-14 | 61,279 | 61,064 |
| 12/17 | BUFFALO (SA) | W | 31-14 | 45,855 | 39,626 |
| | | | | **776,261** | **722,951** |

## 1978 (11-5)

**Second - Eastern Division** — **Head Coach: Don Shula**

| DATE | OPPONENT | W/L | SCORE | DISTRIB | ACTUAL |
|---|---|---|---|---|---|
| 9/3 | at New York Jets | L | 20-33 | 53,941 | 49,598 |
| 9/10 | at Baltimore | W | 42-0 | 47,658 | 46,426 |
| 9/17 | BUFFALO | W | 31-24 | 51,362 | 48,373 |
| 9/24 | ● at Philadelphia | L | 3-17 | 64,328 | 62,998 |
| 10/1 | ST. LOUIS | W | 24-10 | 47,650 | 43,882 |
| 10/9 | CINCINNATI (MN) | W | 21-0 | 57,481 | 54,729 |
| 10/15 | at San Diego | W | 28-21 | 51,426 | 50,637 |
| 10/22 | ● at New England | L | 24-33 | 61,297 | 60,424 |
| 10/29 | BALTIMORE | W | 26-8 | 55,783 | 53,524 |
| 11/5 | ● DALLAS | W | 23-16 | 74,058 | 70,414 |
| 11/12 | at Buffalo | W | 25-24 | 50,110 | 48,623 |
| 11/20 | ● at Houston (MN) | L | 30-35 | 51,189 | 50,290 |

| | | | | | |
|---|---|---|---|---|---|
| 11/26 | NEW YORK JETS | L | 13-24 | 53,900 | 49,255 |
| 12/3 | ● at Washington | W | 16-0 | 54,239 | 52,860 |
| 12/10 | OAKLAND | W | 23-6 | 73,889 | 73,003 |
| 12/18 | NEW ENGLAND (MN) | W | 23-3 | 73,945 | 72,071 |
| | | | | **922,256** | **887,107** |

**AFC WILD CARD PLAYOFF**

| | | | | | |
|---|---|---|---|---|---|
| 12/24 | HOUSTON | L | 9-17 | 72,445 | 70,036 |

## 1979 (10-6)

**First - Eastern Division** — **Head Coach: Don Shula**

| DATE | OPPONENT | W/L | SCORE | DISTRIB | ACTUAL |
|---|---|---|---|---|---|
| 9/2 | at Buffalo | W | 9-7 | 70,841 | 69,441 |
| 9/9 | SEATTLE | W | 19-10 | 60,045 | 56,233 |
| 9/16 | ● at Minnesota | W | 27-12 | 47,748 | 44,187 |
| 9/23 | CHICAGO | W | 31-16 | 66,598 | 66,011 |
| 9/30 | at New York Jets | L | 27-33 | 59,595 | 51,496 |
| 10/8 | ● at Oakland (MN) | L | 3-13 | 53,419 | 52,419 |
| 10/14 | BUFFALO | W | 17-7 | 54,062 | 45,597 |
| 10/21 | ● at New England | L | 13-28 | 61,297 | 61,096 |
| 10/28 | GREEN BAY | W | 27-7 | 54,343 | 47,741 |
| 11/5 | HOUSTON (MN) | L | 6-9 | 73,900 | 70,273 |
| 11/11 | BALTIMORE | W | 19-0 | 56,884 | 50,193 |
| 11/18 | at Cleveland | L | 24-30 (OT) | 81,300 | 80,374 |
| 11/25 | at Baltimore | W | 28-24 | 44,989 | 36,016 |
| 11/29 | ● NEW ENGLAND (TH) | W | 39-24 | 73,628 | 69,174 |
| 12/9 | at Detroit | W | 28-10 | 79,073 | 78,087 |
| 12/15 | NEW YORK JETS (SA) | L | 24-27 | 58,620 | 49,915 |
| | | | | **996,342** | **930,253** |

**AMERICAN CONFERENCE PLAYOFF**

| | | | | | |
|---|---|---|---|---|---|
| 12/30 | at Pittsburgh | L | 14-34 | 50,320 | 50,214 |

## 1980 (8-8)

**Third - Eastern Division** — **Head Coach: Don Shula**

| DATE | OPPONENT | W/L | SCORE | DISTRIB | ACTUAL |
|---|---|---|---|---|---|
| 9/7 | at Buffalo | L | 7-17 | 80,020 | 79,598 |
| 9/14 | CINCINNATI | W | 17-16 | 45,480 | 38,322 |
| 9/21 | ● at Atlanta | W | 20-17 | 58,558 | 55,479 |
| 9/28 | NEW ORLEANS | W | 21-16 | 46,599 | 40,946 |
| 10/5 | BALTIMORE | L | 17-30 | 53,838 | 50,631 |
| 10/12 | ● at New England | L | 0-34 | 60,392 | 60,377 |
| 10/19 | BUFFALO | W | 17-14 | 49,499 | 41,636 |
| 10/27 | at New York Jets (MN) | L | 14-17 | 59,677 | 53,046 |
| 11/2 | at Oakland | L | 10-16 | 47,274 | 46,378 |
| 11/9 | ● at Los Angeles | W | 35-14 | 67,751 | 62,198 |
| 11/16 | SAN FRANCISCO | W | 17-13 | 50,219 | 45,135 |
| 11/20 | SAN DIEGO (TH) | L | 24-27 (OT) | 66,009 | 63,013 |
| 11/30 | ● at Pittsburgh | L | 10-23 | 54,082 | 51,384 |
| 12/8 | NEW ENGLAND (MN) | W | 16-13 (OT) | 63,936 | 63,292 |
| 12/14 | at Baltimore | W | 24-14 | 36,136 | 30,564 |
| 12/20 | NEW YORK JETS (SA) | L | 17-24 | 47,920 | 41,854 |
| | | | | **887,390** | **823,853** |

## 1981 (11-4-1)

**First - Eastern Division** — **Head Coach: Don Shula**

| DATE | OPPONENT | W/L | SCORE | DISTRIB | ACTUAL |
|---|---|---|---|---|---|
| 9/6 | at St. Louis | W | 20-7 | 50,923 | 50,351 |
| 9/10 | PITTSBURGH (TH) | W | 30-10 | 75,059 | 74,190 |
| 9/20 | ● at Houston | W | 16-10 | 51,344 | 47,379 |
| 9/27 | at Baltimore | W | 31-28 | 42,452 | 41,630 |

| | | | | | | |
|---|---|---|---|---|---|---|
| 10/4 | | NEW YORK JETS | T | 28-28 (OT) | 69,631 | 68,723 |
| 10/12 | ● | at Buffalo (MN) | L | 21-31 | 79,275 | 78,576 |
| 10/18 | | WASHINGTON | W | 13-10 | 51,710 | 47,367 |
| 10/25 | ● | at Dallas | L | 27-28 | 65,066 | 64,221 |
| 11/1 | | BALTIMORE | W | 27-10 | 50,473 | 46,061 |
| 11/8 | • | at New England | W | 30-27 (OT) | 61,297 | 60,436 |
| 11/15 | | OAKLAND | L | 17-33 | 66,359 | 61,777 |
| 11/22 | • | at New York Jets | L | 15-16 | 60,370 | 59,962 |
| 11/30 | ● | PHILADELPHIA (MN) | w | 13-10 | 73,916 | 67,797 |
| 12/6 | | NEW ENGLAND | W | 24-14 | 54,326 | 50,421 |
| 12/13 | | at Kansas City | W | 17-7 | 57,477 | 57,407 |
| 12/19 | | BUFFALO (SA) | W | 16-6 | 73,629 | 72,956 |
| | | | | | **983,307** | **949,254** |

**AMERICAN CONFERENCE PLAYOFF**

| | | | | | | |
|---|---|---|---|---|---|---|
| 1/2/82 | • | SAN DIEGO (SA) | L | 38-41 (OT) | 74,233 | 73,735 |

## 1982 (7-2)

**Second - Eastern Division** — **Head Coach: Don Shula**

| DATE | OPPONENT | W/L | SCORE | DISTRIB | ACTUAL |
|---|---|---|---|---|---|
| 9/12 | at New York Jets | W | 45-28 | 54,236 | 53,360 |
| 9/19 | BALTIMORE | W | 24-20 | 53,823 | 51,999 |
| 11/21 | at Buffalo | W | 9-7 | 54,475 | 52,945 |
| 11/29 | at Tampa Bay (MN) | L | 17-23 | 70,686 | 54,854 |
| 12/5 | MINNESOTA | W | 22-14 | 50,474 | 45,721 |
| 12/12 | at New England | L | 0-3 | 33,293 | 25,716 |
| 12/18 | NEW YORK JETS (SA) | W | 20-19 | 67,825 | 67,702 |
| 12/27 | BUFFALO (MN) | W | 27-10 | 75,051 | 73,924 |
| 1/2/83 | at Baltimore | W | 34-7 | 22,354 | 19,073 |
| | | | | **482,217** | **445,294** |

**Games Lost to Strike:** at Green Bay (9/26), at Cincinnati (10/3), DETROIT (10/10), NEW ENGLAND (10/17), at L.A. Raiders (10/31), SAN DIEGO (MN, 11/8), CLEVELAND (11/14)

**AMERICAN CONFERENCE PLAYOFF (first round)**

| | | | | | | |
|---|---|---|---|---|---|---|
| 1/8/83 | | NEW ENGLAND (SA) | W | 28-13 | 70,881 | 68,842 |

**AMERICAN CONFERENCE PLAYOFF (second round)**

| | | | | | | |
|---|---|---|---|---|---|---|
| 1/16/83 | ● | SAN DIEGO | W | 34-13 | 73,772 | 71,383 |

**AMERICAN CONFERENCE CHAMPIONSHIP**

| | | | | | | |
|---|---|---|---|---|---|---|
| 1/23/83 | ● | NEW YORK JETS | W | 14-0 | 74,918 | 67,396 |

**SUPER BOWL XVII AT PASADENA**

| | | | | | | |
|---|---|---|---|---|---|---|
| 1/30/83 | | Washington | L | 17-27 | | 103,667 |

## 1983 (12-4)

**First - Eastern Division** — **Head Coach: Don Shula**

| DATE | OPPONENT | W/L | SCORE | DISTRIB | ACTUAL |
|---|---|---|---|---|---|
| 9/4 | at Buffalo | W | 12-0 | 80,020 | 78,715 |
| 9/11 | NEW ENGLAND | W | 34-24 | 62,309 | 59,343 |
| 9/19 | at L.A. Raiders (MN) | L | 14-27 | 60,696 | 57,796 |
| 9/25 | KANSAS CITY | W | 14-6 | 55,125 | 50,785 |
| 10/2 | at New Orleans | L | 7-17 | 71,081 | 66,489 |
| 10/9 | BUFFALO | L | 35-38 (OT) | 62,716 | 59,948 |
| 10/16 | at New York Jets | W | 32-14 | 60,370 | 58,615 |
| 10/23 | at Baltimore | W | 21-7 | 45,768 | 32,343 |
| 10/30 | L.A. RAMS | W | 30-14 | 74,856 | 72,175 |
| 11/6 | at San Francisco | W | 20-17 (OT) | 61,047 | 57,832 |
| 11/13 | at New England | L | 6-17 | 61,150 | 60,771 |
| 11/20 | BALTIMORE | W | 37-0 | 59,736 | 54,482 |

| | | | | | | |
|---|---|---|---|---|---|---|
| 11/28 | ● | CINCINNATI (MN) | W | 38-14 | 75,007 | 74,506 |
| 12/4 | | at Houston | W | 24-17 | 50,365 | 39,434 |
| 12/10 | | ATLANTA (SA) | W | 31-24 | 62,552 | 56,725 |
| 12/16 | | NEW YORK JETS (FR) | W | 34-14 | 75,057 | 59,975 |
| | | | | | **1,017,855** | **939,934** |

**AMERICAN CONFERENCE PLAYOFF**

| | | | | | | |
|---|---|---|---|---|---|---|
| 12/31 | | SEATTLE (SA) | L | 20-27 | 75,116 | 71,032 |

## 1984 (14-2)

**First - Eastern Division** — **Head Coach: Don Shula**

| DATE | | OPPONENT | W/L | SCORE | DISTRIB | ACTUAL |
|---|---|---|---|---|---|---|
| 9/2 | ● | at Washington | W | 35-17 | 55,431 | 52,683 |
| 9/9 | | NEW ENGLAND | W | 28-7 | 67,843 | 66,083 |
| 9/17 | | at Buffalo (MN) | W | 21-17 | 66,317 | 65,455 |
| 9/23 | | INDIANAPOLIS | W | 44-7 | 57,813 | 55,415 |
| 9/30 | | at St. Louis | W | 36-28 | 48,605 | 46,991 |
| 10/7 | ● | at Pittsburgh | W | 31-7 | 59,103 | 59,103 |
| 10/14 | | HOUSTON | W | 28-10 | 59,106 | 54,080 |
| 10/21 | | at New England | W | 44-24 | 60,890 | 60,711 |
| 10/28 | | BUFFALO | W | 38-7 | 61,897 | 58,824 |
| 11/4 | | at New York Jets | W | 31-17 | 76,891 | 72,655 |
| 11/11 | | PHILADELPHIA | W | 24-23 | 70,805 | 70,227 |
| 11/18 | | at San Diego | L | 28-34 (OT) | 60,234 | 53,041 |
| 11/26 | | NEW YORK JETS (MN) | W | 28-17 | 75,002 | 74,884 |
| 12/2 | ● | L.A. RAIDERS | L | 34-45 | 75,151 | 71,222 |
| 12/9 | ● | at Indianapolis | W | 35-17 | 60,695 | 60,411 |
| 12/17 | ● | DALLAS (MN) | W | 28-21 | 75,105 | 74,139 |
| | | | | | **1,030,888** | **995,924** |

**AMERICAN CONFERENCE PLAYOFF**

| | | | | | | |
|---|---|---|---|---|---|---|
| 12/29 | ● | SEATTLE (SA) | W | 31-10 | 74,291 | 73,469 |

**AMERICAN CONFERENCE CHAMPIONSHIP**

| | | | | | | |
|---|---|---|---|---|---|---|
| 1/6/85 | ● | PITTSBURGH | W | 45-28 | 76,029 | 76,029 |

**SUPER BOWL XIX AT PALO ALTO**

| | | | | | | |
|---|---|---|---|---|---|---|
| 1/20/85 | | San Francisco | L | 16-38 | | 84,059 |

## 1985 (12-4)

**First - Eastern Division** — **Head Coach: Don Shula**

| DATE | | OPPONENT | W/L | SCORE | DISTRIB | ACTUAL |
|---|---|---|---|---|---|---|
| 9/8 | | at Houston | L | 23-26 | 50,157 | 47,656 |
| 9/15 | | INDIANAPOLIS | W | 30-13 | 57,772 | 53,693 |
| 9/22 | | KANSAS CITY | W | 31-0 | 72,238 | 69,791 |
| 9/29 | ● | at Denver | W | 30-26 | 75,100 | 73,614 |
| 10/6 | ● | PITTSBURGH | W | 24-20 | 75,070 | 72,820 |
| 10/14 | ● | at New York Jets (MN) | L | 7-23 | 76,891 | 73,807 |
| 10/20 | | TAMPA BAY | W | 41-38 | 62,987 | 62,335 |
| 10/27 | ● | at Detroit | L | 21-31 | 80,638 | 75,291 |
| 11/3 | ● | at New England | L | 13-17 | 61,000 | 58,811 |
| 11/10 | ● | NEW YORK JETS | W | 21-17 | 75,275 | 73,695 |
| 11/17 | ● | at Indianapolis | W | 34-20 | 60,656 | 59,666 |
| 11/24 | | at Buffalo | W | 23-14 | 53,529 | 50,474 |
| 12/2 | ● | CHICAGO (MN) | W | 38-24 | 75,594 | 75,594 |
| 12/8 | ● | at Green Bay | W | 34-24 | 56,860 | 52,671 |
| 12/16 | ● | NEW ENGLAND (MN) | W | 30-27 | 75,825 | 69,489 |
| 12/22 | | BUFFALO | W | 28-0 | 65,686 | 64,811 |
| | | | | | **1,075,278** | **1,034,218** |

| | | | | | | |
|---|---|---|---|---|---|---|
| | | **AMERICAN CONFERENCE PLAYOFF** | | | | |
| 1/4/86 | ● | CLEVELAND (SA) | W | 24-21 | 75,842 | 75,128 |
| | | **AMERICAN CONFERENCE CHAMPIONSHIP** | | | | |
| 1/12/86 | ● | NEW ENGLAND | L | 14-31 | 76,270 | 74,978 |

## 1986 (8-8)

**Third - Eastern Division** — **Head Coach: Don Shula**

| DATE | | OPPONENT | W/L | SCORE | DISTRIB | ACTUAL |
|---|---|---|---|---|---|---|
| 9/7 | ● | at San Diego | L | 28-50 | 60,147 | 57,726 |
| 9/14 | | INDIANAPOLIS | W | 30-10 | 58,442 | 51,848 |
| 9/21 | ● | at New York Jets | L | 45-51 (OT) | 76,891 | 71,025 |
| 9/28 | | SAN FRANCISCO | L | 16-31 | 74,730 | 70,264 |
| 10/5 | ● | at New England | L | 7-34 | 61,000 | 60,689 |
| 10/12 | | BUFFALO | W | 27-14 | 59,089 | 49,467 |
| 10/19 | ● | L.A. RAIDERS | L | 28-30 | 75,284 | 53,421 |
| 10/26 | ● | at Indianapolis | W | 17-13 | 60,596 | 58,350 |
| 11/2 | | HOUSTON | W | 28-7 | 56,321 | 43,804 |
| 11/10 | ● | at Cleveland (MN) | L | 16-26 | 79,793 | 77,949 |
| 11/16 | ● | at Buffalo | W | 34-24 | 80,290 | 76,474 |
| 11/24 | ● | NEW YORK JETS (MN) | W | 45-3 | 76,254 | 70,206 |
| 11/30 | | ATLANTA | L | 14-20 | 62,309 | 53,762 |
| 12/7 | | at New Orleans | W | 31-27 | 69,136 | 64,761 |
| 12/14 | ● | at L.A. Rams | W | 37-31 (OT) | 68,379 | 62,629 |
| 12/22 | | NEW ENGLAND (MN) | L | 27-34 | 76,254 | 74,516 |
| | | | | | **1,094,915** | **996,891** |

## 1987 (8-7)

**Third - Eastern Division** — **Head Coach: Don Shula**

| DATE | | OPPONENT | W/L | SCORE | DISTRIB | ACTUAL |
|---|---|---|---|---|---|---|
| 9/13 | ● | at New England | L | 21-28 | 60,864 | 54,642 |
| 9/20 | | at Indianapolis | W | 23-10 | 58,704 | 57,524 |
| 10/4 | ● | at Seattle | L | 20-24 | 32,056 | 19,448 |
| 10/11 | | KANSAS CITY | W | 42-0 | 43,875 | 25,867 |
| 10/18 | ● | at New York Jets | L | 31-37 (OT) | 39,000 | 18,249 |
| 10/25 | | BUFFALO | L | 31-34 (OT) | 70,592 | 61,295 |
| 11/1 | | PITTSBURGH | W | 35-24 | 72,028 | 52,578 |
| 11/8 | ● | at Cincinnati | W | 20-14 | 59,931 | 53,840 |
| 11/15 | | INDIANAPOLIS | L | 21-40 | 72,070 | 65,433 |
| 11/22 | ● | at Dallas (SN) | W | 20-14 | 63,292 | 56,519 |
| 11/29 | | at Buffalo | L | 0-27 | 72,350 | 68,055 |
| 12/7 | ● | NEW YORK JETS (MN) | W | 37-28 | 72,672 | 62,592 |
| 12/13 | ● | at Philadelphia | W | 28-10 | 65,746 | 63,841 |
| 12/20 | ● | WASHINGTON (SN) | W | 23-21 | 72,743 | 65,715 |
| 12/28 | ● | NEW ENGLAND (MN) | L | 10-24 | 72,630 | 61,192 |
| | | | | | **928,553** | **786,790** |

**Game Lost to Strike:** NEW YORK GIANTS (9/27)

## 1988 (6-10)

**Fifth - Eastern Division** — **Head Coach: Don Shula**

| DATE | | OPPONENT | W/L | SCORE | DISTRIB | ACTUAL |
|---|---|---|---|---|---|---|
| 9/4 | ● | at Chicago | L | 7-34 | 66,496 | 63,330 |
| 9/11 | ● | at Buffalo | L | 6-9 | 80,343 | 79,529 |
| 9/18 | | GREEN BAY | W | 24-17 | 61,965 | 54,409 |
| 9/25 | ● | at Indianapolis | L | 13-15 | 60,577 | 59,638 |
| 10/2 | | MINNESOTA | W | 24-7 | 65,757 | 59,867 |
| 10/9 | | at L.A. Raiders | W | 24-14 | 55,178 | 50,751 |
| 10/16 | | SAN DIEGO | W | 31-28 | 64,623 | 58,972 |
| 10/23 | | NEW YORK JETS | L | 30-44 | 72,756 | 68,292 |
| 10/30 | | at Tampa Bay | W | 17-14 | 74,314 | 67,352 |

| | | | | | | |
|---|---|---|---|---|---|---|
| 11/6 | ● | at New England | L | 10-21 | 60,945 | 60,840 |
| 11/14 | | BUFFALO (MN) | L | 6-31 | 72,610 | 67,091 |
| 11/20 | | NEW ENGLAND (SN) | L | 3-6 | 65,009 | 53,525 |
| 11/27 | ● | at New York Jets | L | 34-38 | 76,891 | 52,752 |
| 12/4 | | INDIANAPOLIS | L | 28-31 | 61,613 | 45,236 |
| 12/12 | | CLEVELAND (MN) | W | 38-31 | 71,518 | 61,884 |
| 12/18 | ● | at Pittsburgh | L | 24-40 | 59,000 | 36,051 |
| | | | | | **1,069,595** | **939,519** |

## 1989 (8-8)

**First - Eastern Division** — **Head Coach: Don Shula**

| DATE | | OPPONENT | W/L | SCORE | DISTRIB | ACTUAL |
|---|---|---|---|---|---|---|
| 9/10 | | BUFFALO | L | 24-27 | 58,373 | 54,541 |
| 9/17 | | at New England | W | 24-10 | 58,089 | 57,043 |
| 9/24 | | NEW YORK JETS | L | 33-40 | 67,673 | 65,908 |
| 10/1 | | at Houston | L | 7-39 | 53,617 | 53,326 |
| 10/8 | | CLEVELAND | W | 13-10 (OT) | 64,542 | 58,444 |
| 10/15 | ● | at Cincinnati | W | 20-13 | 60,044 | 58,184 |
| 10/22 | | GREEN BAY | W | 23-20 | 60,570 | 56,624 |
| 10/29 | ● | at Buffalo | L | 17-31 | 80,422 | 80,208 |
| 11/5 | | INDIANAPOLIS | W | 19-13 | 57,916 | 52,680 |
| 11/12 | ● | at New York Jets | W | 31-23 | 76,891 | 65,923 |
| 11/19 | | at Dallas | W | 17-14 | 58,738 | 56,044 |
| 11/26 | | PITTSBURGH | L | 14-34 | 65,302 | 59,936 |
| 12/3 | | at Kansas City | L | 21-26 | 56,004 | 54,610 |
| 12/10 | | NEW ENGLAND (SN) | W | 31-10 | 62,127 | 55,918 |
| 12/17 | ● | at Indianapolis | L | 13-42 | 60,643 | 55,665 |
| 12/24 | | KANSAS CITY | L | 24-27 | 55,952 | 43,612 |
| | | | | | **996,903** | **928,666** |

## 1990 (12-4)

**Second - Eastern Division** — **Head Coach: Don Shula**

| DATE | | OPPONENT | W/L | SCORE | DISTRIB | ACTUAL |
|---|---|---|---|---|---|---|
| 9/9 | | at New England | W | 27-24 | 45,628 | 45,305 |
| 9/16 | | BUFFALO | W | 30-7 | 68,490 | 68,142 |
| 9/23 | ● | at New York Giants | L | 3-20 | 77,186 | 76,483 |
| 9/30 | ● | at Pittsburgh | W | 28-6 | 59,000 | 54,691 |
| 10/7 | | NEW YORK JETS | W | 20-16 | 71,835 | 69,678 |
| 10/18 | | NEW ENGLAND (TH) | W | 17-10 | 65,017 | 62,630 |
| 10/28 | ● | at Indianapolis | W | 27-7 | 60,649 | 59,213 |
| 11/4 | | PHOENIX | W | 23-3 | 57,652 | 54,924 |
| 11/11 | ● | at New York Jets | W | 17-3 | 76,891 | 68,362 |
| 11/19 | ● | L.A. RAIDERS (MN) | L | 10-13 | 72,393 | 70,553 |
| 11/25 | | at Cleveland | W | 30-13 | 73,195 | 70,225 |
| 12/2 | ● | at Washington | L | 20-42 | 55,683 | 53,599 |
| 12/9 | ● | PHILADELPHIA (SN) | W | 23-20 (OT) | 71,904 | 67,034 |
| 12/16 | | SEATTLE | W | 24-17 | 61,843 | 57,851 |
| 12/23 | ● | at Buffalo | L | 14-24 | 80,433 | 80,235 |
| 12/30 | | INDIANAPOLIS | W | 23-17 | 63,797 | 59,547 |
| | | | | | **1,061,596** | **1,018,472** |

### AMERICAN CONFERENCE FIRST ROUND PLAYOFF

| | | | | | | |
|---|---|---|---|---|---|---|
| 1/5/91 | ● | KANSAS CITY (SA) | W | 17-16 | 73,067 | 67,276 |

### AMERICAN CONFERENCE DIVISIONAL PLAYOFF

| | | | | | | |
|---|---|---|---|---|---|---|
| 1/12/91 | ● | at Buffalo (SA) | L | 34-44 | 80,252 | 77,087 |

## 1991 (8-8)

**First - Eastern Division** — **Head Coach: Don Shula**

| DATE | | OPPONENT | W/L | SCORE | DISTRIB | ACTUAL |
|---|---|---|---|---|---|---|
| 9/1 | ● | at Buffalo | L | 31-35 | 80,368 | 80,252 |
| 9/8 | | INDIANAPOLIS | W | 17-6 | 55,076 | 51,155 |
| 9/15 | | at Detroit | L | 13-17 | 59,693 | 56,896 |
| 9/22 | | GREEN BAY | W | 16-13 | 57,799 | 56,583 |
| 9/29 | ● | at New York Jets | L | 23-41 | 76,891 | 71,170 |
| 10/6 | | at New England | W | 20-10 | 55,075 | 49,749 |
| 10/13 | ● | at Kansas City | L | 7-42 | 77,865 | 76,021 |
| 10/20 | | HOUSTON | L | 13-17 | 66,328 | 60,705 |
| 11/3 | | at Indianapolis | W | 10-6 | 57,154 | 55,899 |
| 11/10 | | NEW ENGLAND (SN) | W | 30-20 | 59,169 | 56,065 |
| 11/18 | ● | BUFFALO (MN) | L | 27-41 | 72,839 | 71,062 |
| 11/24 | ● | at Chicago | W | 16-13 (OT) | 66,946 | 58,288 |
| 12/1 | | TAMPA BAY | W | 33-14 | 59,393 | 51,036 |
| 12/9 | | CINCINNATI (MN) | W | 37-13 | 64,844 | 60,616 |
| 12/15 | | at San Diego | L | 30-38 | 53,140 | 47,731 |
| 12/22 | ● | NEW YORK JETS | L | 20-23 (OT) | 72,487 | 69,636 |
| | | | | | **1,035,067** | **972,864** |

## 1992 (11-5)

**First - Eastern Division** — **Head Coach: Don Shula**

| DATE | | OPPONENT | W/L | SCORE | DISTRIB | ACTUAL |
|---|---|---|---|---|---|---|
| 9/14 | | at Cleveland (MN) | W | 27-23 | 76,910 | 74,765 |
| 9/20 | | L.A. RAMS | W | 26-10 | 59,892 | 55,945 |
| 9/27 | ● | at Seattle | W | 19-17 | 65,879 | 59,374 |
| 10/4 | ● | at Buffalo | W | 37-10 | 80,404 | 80,368 |
| 10/11 | | ATLANTA | W | 21-17 | 71,646 | 68,633 |
| 10/18 | | NEW ENGLAND | W | 38-17 | 61,120 | 57,282 |
| 10/25 | | INDIANAPOLIS | L | 20-31 | 62,515 | 61,117 |
| 11/1 | ● | at New York Jets | L | 14-26 | 76,891 | 69,313 |
| 11/8 | | at Indianapolis | W | 28-0 | 61,046 | 59,892 |
| 11/16 | ● | BUFFALO (MN) | L | 20-26 | 72,460 | 70,629 |
| 11/22 | ● | HOUSTON | W | 19-16 | 72,009 | 63,597 |
| 11/29 | ● | at New Orleans | L | 13-24 | 68,591 | 68,591 |
| 12/6 | ● | at San Francisco | L | 3-27 | 66,461 | 58,474 |
| 12/14 | ● | L.A. RAIDERS (MN) | W | 20-7 | 72,220 | 67,098 |
| 12/20 | ● | NEW YORK JETS (SN) | W | 19-17 | 72,133 | 68,275 |
| 12/27 | | at New England | W | 16-13 (OT) | 43,137 | 34,726 |
| | | | | | **1,083,314** | **1,018,079** |

### AMERICAN CONFERENCE DIVISIONAL PLAYOFF

| | | | | | | |
|---|---|---|---|---|---|---|
| 1/10/93 | ● | SAN DIEGO | W | 31-0 | 72,625 | 71,224 |

### AMERICAN CONFERENCE CHAMPIONSHIP

| | | | | | | |
|---|---|---|---|---|---|---|
| 1/17/93 | ● | BUFFALO | L | 10-29 | 72,996 | 72,703 |

## 1993 (9-7)

**Second - Eastern Division** — **Head Coach: Don Shula**

| DATE | | OPPONENT | W/L | SCORE | DISTRIB | ACTUAL |
|---|---|---|---|---|---|---|
| 9/5 | | at Indianapolis | W | 24-20 | 54,249 | 51,858 |
| 9/12 | | NEW YORK JETS | L | 14-24 | 73,150 | 70,314 |
| 9/26 | ● | at Buffalo | W | 22-13 | 80,076 | 79,635 |
| 10/4 | ● | WASHINGTON (MN) | W | 17-10 | 73,672 | 68,568 |
| 10/10 | ● | at Cleveland | W | 24-14 | 78,512 | 78,138 |
| 10/24 | | INDIANAPOLIS (SN) | W | 41-27 | 61,209 | 57,301 |
| 10/31 | ● | KANSAS CITY | W | 30-10 | 73,886 | 67,765 |
| 11/7 | ● | at New York Jets | L | 10-27 | 77,289 | 71,306 |
| 11/14 | ● | at Philadelphia | W | 19-14 | 66,552 | 64,213 |
| 11/21 | | NEW ENGLAND | W | 17-13 | 65,929 | 59,982 |

| | | | | | |
|---|---|---|---|---|---|
| 11/25 | ● at Dallas (TH) | W | 16-14 | 60,198 | 60,198 |
| 12/5 | ● NEW YORK GIANTS | L | 14-19 | 74,444 | 72,161 |
| 12/13 | ● PITTSBURGH (MN) | L | 20-21 | 73,882 | 70,232 |
| 12/19 | ● BUFFALO | L | 34-47 | 74,504 | 71,597 |
| 12/27 | ● at San Diego (MN) | L | 20-45 | 63,349 | 60,311 |
| 1/2/94 | ● at New England | L | 27-33 (OT) | 60,290 | 53,883 |
| | | | | **1,111,191** | **1,057,462** |

## 1994 (11-5)

**First - Eastern Division** — **Head Coach: Don Shula**

| DATE | OPPONENT | W/L | SCORE | DISTRIB | ACTUAL |
|---|---|---|---|---|---|
| 9/4 | NEW ENGLAND | W | 39-35 | 73,821 | 71,023 |
| 9/11 | ● at Green Bay (at Mil.) | W | 24-14 | 56,051 | 55,011 |
| 9/18 | ● NEW YORK JETS | W | 28-14 | 73,925 | 68,977 |
| 9/25 | ● at Minnesota | L | 35-38 | 64,035 | 64,035 |
| 10/2 | ● at Cincinnati (SN) | W | 23-7 | 59,943 | 55,056 |
| 10/9 | ● at Buffalo | L | 11-21 | 79,583 | 79,491 |
| 10/16 | ● L.A. RAIDERS | W | 20-17 (OT) | 74,207 | 70,112 |
| 10/30 | ● at New England | W | 23-3 | 60,292 | 59,167 |
| 11/6 | INDIANAPOLIS | W | 22-21 | 74,028 | 71,158 |
| 11/13 | ● CHICAGO | L | 14-17 | 74,340 | 64,871 |
| 11/20 | ● at Pittsburgh | L | 13-16 (OT) | 59,148 | 59,148 |
| 11/27 | ● at New York Jets | W | 28-24 | 77,716 | 75,606 |
| 12/4 | ● BUFFALO (SN) | L | 31-42 | 74,436 | 69,358 |
| 12/12 | ● KANSAS CITY (MN) | W | 45-28 | 74,421 | 71,578 |
| 12/18 | ● at Indianapolis | L | 6-10 | 60,714 | 58,867 |
| 12/25 | ● DETROIT (SN) | W | 27-20 | 74,302 | 70,980 |
| | | | | **1,110,962** | **1,064,438** |

**AMERICAN CONFERENCE FIRST-ROUND PLAYOFF**

| | | | | | |
|---|---|---|---|---|---|
| 12/31 | ● KANSAS CITY (SA) | W | 27-17 | 74,248 | 69,757 |

**AMERICAN CONFERENCE DIVISIONAL PLAYOFF**

| | | | | | |
|---|---|---|---|---|---|
| 1/8/95 | ● at San Diego | L | 21-22 | 63,682 | 63,381 |

## 1995 (9-7)

**Third - Eastern Division** — **Head Coach: Don Shula**

| DATE | OPPONENT | W/L | SCORE | DISTRIB | ACTUAL |
|---|---|---|---|---|---|
| 9/3 | ● NEW YORK JETS | W | 52-14 | 74,900 | 71,317 |
| 9/10 | ● at New England | W | 20-3 | 60,292 | 60,239 |
| 9/18 | ● PITTSBURGH (MN) | W | 23-10 | 75,186 | 72,874 |
| 10/1 | ● at Cincinnati | W | 26-23 | 56,448 | 52,671 |
| 10/8 | ● INDIANAPOLIS | L | 24-27 (OT) | 75,181 | 68,471 |
| 10/15 | at New Orleans | L | 30-33 | 64,529 | 55,628 |
| 10/22 | ● at N.Y. Jets | L | 16-17 | 77,716 | 67,228 |
| 10/29 | ● BUFFALO | W | 23-6 | 75,224 | 71,060 |
| 11/5 | ● at San Diego (SN) | W | 24-14 | 63,199 | 61,996 |
| 11/12 | ● NEW ENGLAND | L | 17-34 | 75,378 | 70,399 |
| 11/20 | ● SAN FRANCISCO (MN) | L | 20-44 | 75,557 | 73,080 |
| 11/26 | ● at Indianapolis | L | 28-36 | 60,902 | 60,414 |
| 12/3 | ● ATLANTA | W | 21-20 | 75,217 | 63,395 |
| 12/11 | ● KANSAS CITY (MN) | W | 13-6 | 75,311 | 70,321 |
| 12/17 | ● at Buffalo | L | 20-23 | 79,703 | 79,531 |
| 12/25 | ● at St. Louis | W | 41-22 | 65,728 | 63,876 |
| | | | | **1,129,674** | **1,062,500** |

**AMERICAN CONFERENCE FIRST-ROUND PLAYOFF**

| | | | | | |
|---|---|---|---|---|---|
| 12/30 | ● at Buffalo (SA) | L | 22-37 | 79,671 | 73,103 |

## 1996 (8-8)

**Fourth - Eastern Division** — **Head Coach: Jimmy Johnson**

| DATE | | OPPONENT | W/L | SCORE | DISTRIB | ACTUAL |
|---|---|---|---|---|---|---|
| 9/1 | ● | NEW ENGLAND | W | 24-10 | 74,855 | 71,542 |
| 9/8 | | at Arizona (SN) | W | 38-10 | 57,988 | 55,444 |
| 9/15 | ● | NEW YORK JETS | W | 36-27 | 75,103 | 68,137 |
| 9/23 | ● | at Indianapolis (MN) | L | 6-10 | 61,393 | 60,891 |
| 10/6 | ● | SEATTLE | L | 15-22 | 75,224 | 59,539 |
| 10/13 | ● | at Buffalo | W | 21-7 | 79,803 | 79,642 |
| 10/20 | ● | at Philadelphia | L | 28-35 | 66,890 | 66,240 |
| 10/27 | ● | DALLAS | L | 10-29 | 75,651 | 75,283 |
| 11/3 | ● | at New England | L | 23-42 | 60,292 | 58,942 |
| 11/10 | ● | INDIANAPOLIS | W | 37-13 | 75,387 | 66,623 |
| 11/17 | | at Houston | W | 23-20 | 48,890 | 47,358 |
| 11/25 | ● | PITTSBURGH (MN) | L | 17-24 | 75,507 | 73,489 |
| 12/1 | ● | at Oakland | L | 7-17 | 61,436 | 60,591 |
| 12/8 | ● | NEW YORK GIANTS | L | 7-17 | 75,234 | 63,889 |
| 12/16 | ● | BUFFALO (MN) | W | 16-14 | 75,388 | 67,016 |
| 12/22 | ● | at New York Jets | W | 31-28 | 77,716 | 47,271 |
| | | | | | **1,115,257** | **1,022,297** |

## 1997 (9-7)

**Second - Eastern Division** — **Head Coach: Jimmy Johnson**

| DATE | | OPPONENT | W/L | SCORE | PAID ATT. |
|---|---|---|---|---|---|
| 8/31 | | INDIANAPOLIS | W | 16-10 | 70,813 |
| 9/7 | | TENNESSEE | W | 16-13 (OT) | 64,439 |
| 9/14 | ● | at Green Bay | L | 18-23 | 60,075 |
| 9/21 | ● | at Tampa Bay (SN) | L | 21-31 | 73,314 |
| 10/5 | ● | KANSAS CITY | W | 17-14 | 71,794 |
| 10/12 | ● | at New York Jets | W | 31-20 | 75,601 |
| 10/19 | ● | at Baltimore | W | 24-13 | 64,354 |
| 10/27 | ● | CHICAGO (MN) | L | 33-36 (OT) | 73,156 |
| 11/2 | ● | at Buffalo | L | 6-9 | 78,011 |
| 11/9 | ● | NEW YORK JETS | W | 24-17 | 73,089 |
| 11/17 | • | BUFFALO (MN) | W | 30-13 | 74,155 |
| 11/23 | ● | at New England | L | 24-27 | 59,002 |
| 11/30 | | at Oakland | W | 34-16 | 50,569 |
| 12/7 | ● | DETROIT (SN) | W | 33-30 | 72,266 |
| 12/14 | ● | at Indianapolis | L | 0-41 | 61,282 |
| 12/22 | ● | NEW ENGLAND (MN) | L | 12-14 | 74,379 |
| | | | | | **1,095,669** |

**AMERICAN CONFERENCE FIRST-ROUND PLAYOFF**

| | | | | | |
|---|---|---|---|---|---|
| 12/28 | • | at New England | L | 3-17 | 60,041 |

## 1998 (10-6)

**Second - Eastern Division** — **Head Coach: Jimmy Johnson**

| DATE | | OPPONENT | W/L | SCORE | PAID ATT. |
|---|---|---|---|---|---|
| 9/6 | ● | at Indianapolis | W | 24-15 | 65,087 |
| 9/13 | ● | BUFFALO | W | 13-7 | 73,097 |
| 9/20 | ● | PITTSBURGH | W | 21-0 | 73,948 |
| 10/4 | ● | at N.Y. Jets | L | 9-20 | 75,257 |
| 10/12 | ● | at Jacksonville (MN) | L | 21-28 | 74,051 |
| 10/18 | | ST. LOUIS | W | 14-0 | 65,418 |
| 10/25 | ● | NEW ENGLAND | W | 12-9 (OT) | 73,973 |
| 11/1 | ● | at Buffalo | L | 24-30 | 79,011 |
| 11/8 | ● | INDIANAPOLIS | W | 27-14 | 73,400 |
| 11/15 | | at Carolina | W | 13-9 | 67,887 |
| 11/23 | ● | at New England (MN) | L | 23-26 | 58,729 |
| 11/29 | ● | NEW ORLEANS | W | 30-10 | 73,216 |
| 12/6 | | at Oakland | W | 27-17 | 61,254 |

| | | | | |
|---|---|---|---|---|
| 12/13 | ● N.Y. JETS (SN) | L | 16-21 | 74,369 |
| 12/21 | ● DENVER (MN) | W | 31-21 | 74,363 |
| 12/27 | ● at Atlanta | L | 16-38 | 69,754 |
| | | | | **1,132,814** |

**AMERICAN CONFERENCE FIRST-ROUND PLAYOFF**

| | | | | |
|---|---|---|---|---|
| 1/2/99 | ● BUFFALO (SA) | W | 24-17 | 72,698 |

**AMERICAN CONFERENCE DIVISIONAL PLAYOFF**

| | | | | |
|---|---|---|---|---|
| 1/9/99 | ● at Denver (SA) | L | 3-38 | 75,729 |

## 1999 (9-7)

**Third - Eastern Division** — **Head Coach: Jimmy Johnson**

| DATE | OPPONENT | W/L | SCORE | PAID ATT. |
|---|---|---|---|---|
| 9/13 | ● at Denver (MN) | W | 38-21 | 75,623 |
| 9/19 | ● ARIZONA | W | 19-16 | 73,618 |
| 10/4 | ● BUFFALO (MN) | L | 18-23 | 74,073 |
| 10/10 | ● at Indianapolis | W | 34-31 | 56,810 |
| 10/17 | ● at New England | W | 31-30 | 60,006 |
| 10/24 | ● PHILADELPHIA | W | 16-13 | 73,975 |
| 10/31 | at Oakland | W | 16-9 | 61,556 |
| 11/7 | ● TENNESSEE (SN) | W | 17-0 | 74,109 |
| 11/14 | ● at Buffalo | L | 3-23 | 72,810 |
| 11/21 | ● NEW ENGLAND | W | 27-17 | 74,295 |
| 11/25 | ● at Dallas (TH) | L | 0-20 | 64,328 |
| 12/5 | ● INDIANAPOLIS | L | 34-37 | 74,096 |
| 12/12 | ● at New York Jets | L | 20-28 | 78,246 |
| 12/19 | ● SAN DIEGO | W | 12-9 | 73,765 |
| 12/27 | ● NEW YORK JETS (MN) | L | 31-38 | 74,230 |
| 1/2/00 | ● at Washington | L | 10-21 | 78,106 |
| | | | | **1,139,646** |

**AMERICAN CONFERENCE FIRST-ROUND PLAYOFF**

| | | | | |
|---|---|---|---|---|
| 1/9/00 | ● at Seattle | W | 20-17 | 66,170 |

**AMERICAN CONFERENCE DIVISIONAL PLAYOFF**

| | | | | |
|---|---|---|---|---|
| 1/15/00 | ● at Jacksonville (SA) | L | 7-62 | 75,173 |

## 2000 (11-5)

**First - Eastern Division** — **Head Coach: Dave Wannstedt**

| DATE | OPPONENT | W/L | SCORE | PAID ATT. |
|---|---|---|---|---|
| 9/3 | ● SEATTLE | W | 23-0 | 72,949 |
| 9/10 | ● at Minnesota | L | 7-13 | 64,112 |
| 9/17 | ● BALTIMORE (SN) | W | 19-6 | 73,464 |
| 9/24 | ● NEW ENGLAND | W | 10-3 | 73,344 |
| 10/1 | at Cincinnati | W | 31-16 | 61,535 |
| 10/8 | ● BUFFALO | W | 22-13 | 73,901 |
| 10/23 | ● at New York Jets (MN) | L | 37-40 (OT) | 78,389 |
| 10/29 | ● GREEN BAY | W | 28-20 | 73,740 |
| 11/5 | ● at Detroit | W | 23-8 | 77,813 |
| 11/12 | ● at San Diego | W | 17-7 | 56,896 |
| 11/19 | ● NEW YORK JETS | L | 3-20 | 74,320 |
| 11/26 | ● at Indianapolis | W | 17-14 | 56,935 |
| 12/3 | ● at Buffalo | W | 33-6 | 73,002 |
| 12/10 | ● TAMPA BAY | L | 13-16 | 74,307 |
| 12/17 | ● INDIANAPOLIS | L | 13-20 | 73,884 |
| 12/24 | ● at New England | W | 27-24 | 60,292 |
| | | | | **1,118,883** |

**AMERICAN CONFERENCE FIRST-ROUND PLAYOFF**

| | | | | |
|---|---|---|---|---|
| 12/30 | INDIANAPOLIS (SA) | W | 23-17 (OT) | 73,193 |

### AMERICAN CONFERENCE DIVISIONAL PLAYOFF

| | | | | | |
|---|---|---|---|---|---|
| 1/6/01 | ● | at Oakland (SA) | L | 0-27 | 61,998 |

## 2001 (11-5)

**Second - Eastern Division** — **Head Coach: Dave Wannstedt**

| DATE | | OPPONENT | W/L | SCORE | PAID ATT. |
|---|---|---|---|---|---|
| 9/9 | ● | at Tennessee (SN) | W | 31-23 | 68,798 |
| 9/23 | ● | OAKLAND | W | 18-15 | 73,404 |
| 9/30 | ● | at St. Louis | L | 10-42 | 66,046 |
| 10/7 | ● | NEW ENGLAND | W | 30-10 | 73,024 |
| 10/14 | ● | at New York Jets | L | 17-21 | 78,823 |
| 10/28 | | at Seattle | W | 24-20 | 59,108 |
| 11/4 | ● | CAROLINA | W | 23-6 | 72,597 |
| 11/11 | ● | at Indianapolis | W | 27-24 | 57,127 |
| 11/18 | ● | NEW YORK JETS | L | 0-24 | 74,259 |
| 11/25 | | at Buffalo | W | 34-27 | 73,063 |
| 12/2 | ● | DENVER | W | 21-10 | 73,938 |
| 12/10 | ● | INDIANAPOLIS (MN) | W | 41-6 | 73,858 |
| 12/16 | ● | at San Francisco | L | 0-21 | 68,223 |
| 12/22 | ● | at New England (SA) | L | 13-20 | 60,292 |
| 12/30 | ● | ATLANTA | W | 21-14 | 73,619 |
| 1/6/02 | ● | BUFFALO | W | 34-7 | 73,428 |
| | | | | | **1,118,883** |

### AMERICAN CONFERENCE FIRST-ROUND PLAYOFF

| | | | | | |
|---|---|---|---|---|---|
| 1/13/02 | • | BALTIMORE | L | 3-20 | 72,251 |

## 2002 (9-7)

**Third - Eastern Division** — **Head Coach: Dave Wannstedt**

| DATE | | OPPONENT | W/L | SCORE | PAID ATT. |
|---|---|---|---|---|---|
| 9/8 | ● | DETROIT | W | 49-21 | 72,216 |
| 9/15 | ● | at Indianapolis | W | 21-13 | 56,650 |
| 9/22 | ● | NEW YORK JETS | W | 30-3 | 73,426 |
| 9/29 | ● | at Kansas City | L | 30-48 | 78,178 |
| 10/6 | ● | NEW ENGLAND | W | 26-13 | 73,369 |
| 10/13 | ● | at Denver (SN) | W | 24-22 | 75,941 |
| 10/20 | ● | BUFFALO | L | 10-23 | 73,180 |
| 11/4 | ● | at Green Bay (MN) | L | 10-24 | 63,284 |
| 11/10 | ● | at New York Jets (SN) | L | 10-13 | 78,920 |
| 11/17 | ● | BALTIMORE | W | 26-7 | 73,013 |
| 11/24 | ● | SAN DIEGO | W | 30-3 | 73,138 |
| 12/1 | ● | at Buffalo | L | 21-38 | 73,287 |
| 12/9 | ● | CHICAGO (MN) | W | 27-9 | 73,609 |
| 12/15 | ● | OAKLAND | W | 23-17 | 73,572 |
| 12/21 | ● | at Minnesota (SA) | L | 17-20 | 64,285 |
| 12/29 | ● | at New England | L | 24-27 (OT) | 68,436 |
| | | | | | **1,144,504** |

## 2003 (9-7)

**Third - Eastern Division** — **Head Coach: Dave Wannstedt**

| DATE | | OPPONENT | W/L | SCORE | PAID ATT. |
|---|---|---|---|---|---|
| 9/7 | ● | HOUSTON | L | 20-21 | 73,010 |
| 9/14 | ● | at New York Jets | W | 21-10 | 77,461 |
| 9/21 | ● | BUFFALO (SN) | W | 17-7 | 73,458 |
| 10/5 | ● | at New York Giants | W | 23-10 | 78,863 |
| 10/12 | ● | at Jacksonville | W | 24-10 | 66,437 |
| 10/19 | ● | NEW ENGLAND | L | 13-19 | 73,650 |
| 10/27 | ● | at San Diego (at Tempe) (MN) | W | 26-10 | 73,014 |
| 11/2 | ● | INDIANAPOLIS | L | 17-23 | 73,258 |
| 11/9 | ● | at Tennessee | L | 7-31 | 68,809 |
| 11/16 | ● | BALTIMORE | W | 9-6 (OT) | 73,333 |

| | | | | |
|---|---|---|---|---|
| 11/23 | ● WASHINGTON (SN) | W | 24-23 | 73,578 |
| 11/27 | ● at Dallas (TH) | W | 40-21 | 64,110 |
| 12/7 | ● at New England | L | 0-12 | 68,436 |
| 12/15 | ● PHILADELPHIA (MN) | L | 27-34 | 73,780 |
| 12/21 | ● at Buffalo | W | 20-3 | 73,319 |
| 12/28 | ● NEW YORK JETS | W | 23-21 | 73,720 |
| | | | | **1,158,236** |

## 2004 (4-12)

**Fourth - Eastern Division** — **Head Coaches: Dave Wannstedt (Games 1-9) Jim Bates (Games 10-16)**

| DATE | OPPONENT | W/L | SCORE | PAID ATT. |
|---|---|---|---|---|
| 9/11 | ● TENNESSEE (SA) | L | 7-17 | 69,987 |
| 9/19 | ● at Cincinnati (SN) | L | 13-16 | 65,705 |
| 9/26 | ● PITTSBURGH (SN) | L | 3-13 | 72,225 |
| 10/3 | ● NEW YORK JETS | L | 9-17 | 73,157 |
| 10/10 | ● at New England | L | 10-24 | 68,756 |
| 10/17 | ● at Buffalo | L | 13-20 | 72,714 |
| 10/24 | ● ST. LOUIS | W | 31-14 | 72,945 |
| 11/1 | ● at New York Jets (MN) | L | 14-41 | 78,216 |
| 11/7 | ● ARIZONA | L | 23-24 | 72,612 |
| 11/21 | ● at Seattle | L | 17-24 | 66,644 |
| 11/28 | ● at San Francisco | W | 24-17 | 66,156 |
| 12/5 | ● BUFFALO | L | 32-42 | 73,084 |
| 12/12 | ● at Denver | L | 17-20 | 75,027 |
| 12/20 | ● NEW ENGLAND (MN) | W | 29-28 | 73,629 |
| 12/26 | ● CLEVELAND (SN) | W | 10-7 | 73,169 |
| 1/2/05 | ● at Baltimore | L | 23-30 | 69,843 |
| | | | | **1,143,869** |

## 2005 (9-7)

**Second - Eastern Division** — **Head Coach: Nick Saban**

| DATE | OPPONENT | W/L | SCORE | PAID ATT. |
|---|---|---|---|---|
| 9/11 | ● DENVER | W | 34-10 | 72,324 |
| 9/18 | ● at New York Jets | L | 7-17 | 77,918 |
| 9/25 | ● CAROLINA | W | 27-24 | 72,288 |
| 10/9 | ● at Buffalo | L | 14-20 | 72,160 |
| 10/16 | ● at Tampa Bay | L | 13-27 | 65,168 |
| 10/21 | ● KANSAS CITY (FR) | L | 20-30 | 68,350 |
| 10/30 | ● at New Orleans | W | 21-6 | 61,643 |
| 11/6 | ● ATLANTA | L | 10-17 | 72,187 |
| 11/13 | ● NEW ENGLAND | L | 16-23 | 73,405 |
| 11/20 | ● at Cleveland | L | 0-22 | 72,773 |
| 11/27 | at Oakland | W | 33-21 | 49,097 |
| 12/4 | ● BUFFALO | W | 24-23 | 72,051 |
| 12/11 | ● at San Diego | W | 23-21 | 65,026 |
| 12/18 | ● NEW YORK JETS | W | 24-20 | 72,650 |
| 12/24 | ● TENNESSEE (SA) | W | 24-10 | 72,001 |
| 1/1/06 | ● at New England | W | 28-26 | 68,756 |
| | | | | **1,107,797** |

## 2006 (6-10)

**Fourth - Eastern Division** — **Head Coach: Nick Saban**

| DATE | OPPONENT | W/L | SCORE | PAID ATT. |
|---|---|---|---|---|
| 9/7 | ● at Pittsburgh (TH) | L | 17-28 | 64,927 |
| 9/17 | ● BUFFALO | L | 6-16 | 72,797 |
| 9/24 | ● TENNESSEE | W | 13-10 | 72,733 |
| 10/1 | ● at Houston | L | 15-17 | 70,071 |
| 10/8 | ● at New England | L | 10-20 | 68,756 |
| 10/15 | ● at New York Jets | L | 17-20 | 77,439 |
| 10/22 | ● GREEN BAY | L | 24-34 | 73,548 |

| | | | | | |
|---|---|---|---|---|---|
| 11/5 | ● | at Chicago | W | 31-13 | 62,206 |
| 11/12 | ● | KANSAS CITY | W | 13-10 | 73,132 |
| 11/19 | ● | MINNESOTA | W | 24-20 | 73,070 |
| 11/23 | ● | at Detroit (TH) | W | 27-10 | 61,562 |
| 12/3 | ● | JACKSONVILLE | L | 10-24 | 73,160 |
| 12/10 | ● | NEW ENGLAND | W | 21-0 | 74,033 |
| 12/17 | | at Buffalo | L | 0-21 | 71,011 |
| 12/25 | ● | NEW YORK JETS (MN) | L | 10-13 | 73,500 |
| 12/31 | ● | at Indianapolis | L | 22-27 | 57,310 |
| | | | | | **1,116,255** |

## 2007 (1-15)

**Fourth - Eastern Division** — **Head Coach: Cam Cameron**

| DATE | | OPPONENT | W/L | SCORE | PAID ATT. |
|---|---|---|---|---|---|
| 9/9 | ● | at Washington | L | 13-16 (OT) | 90,163 |
| 9/16 | ● | DALLAS | L | 20-37 | 71,615 |
| 9/23 | ● | at New York Jets | L | 28-31 | 77,197 |
| 9/30 | ● | OAKLAND | L | 17-35 | 70,621 |
| 10/7 | ● | at Houston | L | 19-22 | 70,156 |
| 10/14 | ● | at Cleveland | L | 31-41 | 73,198 |
| 10/21 | ● | NEW ENGLAND | L | 28-49 | 71,951 |
| 10/28 | ● | N.Y. GIANTS (London, Eng.) | L | 10-13 | 81,176 |
| 11/11 | ● | BUFFALO | L | 10-13 | 70,615 |
| 11/18 | ● | at Philadelphia | L | 7-17 | 68,934 |
| 11/26 | ● | at Pittsburgh (MN) | L | 0-3 | 57,704 |
| 12/2 | ● | NEW YORK JETS | L | 13-40 | 71,109 |
| 12/9 | ● | at Buffalo | L | 17-38 | 71,018 |
| 12/16 | ● | BALTIMORE | W | 22-16 (OT) | 70,287 |
| 12/23 | ● | at New England | L | 7-28 | 68,756 |
| 12/30 | ● | CINCINNATI | L | 25-38 | 70,461 |
| | | | | | **1,085,483** |

## 2008 (11-5)

**First - Eastern Division** — **Head Coach: Tony Sparano**

| DATE | | OPPONENT | W/L | SCORE | PAID ATT. |
|---|---|---|---|---|---|
| 9/7 | ● | NEW YORK JETS | L | 14-20 | 65,859 |
| 9/14 | ● | at Arizona | L | 10-31 | 63,445 |
| 9/21 | ● | at New England | W | 38-13 | 68,756 |
| 10/5 | ● | SAN DIEGO | W | 17-10 | 65,063 |
| 10/12 | ● | at Houston | L | 28-29 | 70,023 |
| 10/19 | ● | BALTIMORE | L | 13-27 | 64,972 |
| 10/26 | ● | BUFFALO | W | 25-16 | 65,011 |
| 11/2 | ● | at Denver | W | 26-17 | 75,499 |
| 11/9 | ● | SEATTLE | W | 21-19 | 64,862 |
| 11/16 | ● | OAKLAND | W | 17-15 | 65,113 |
| 11/23 | ● | NEW ENGLAND | L | 28-48 | 67,146 |
| 11/30 | ● | at St. Louis | W | 16-12 | 61,046 |
| 12/7 | ● | at Buffalo (Toronto, Canada) | W | 16-3 | 52,134 |
| 12/14 | ● | SAN FRANCISCO | W | 14-9 | 65,893 |
| 12/21 | ● | at Kansas City | W | 38-31 | 73,689 |
| 12/28 | ● | at New York Jets | W | 24-17 | 79,454 |
| | | | | | **1,067,965** |

**AMERICAN CONFERENCE WILD CARD PLAYOFF**

| | | | | | |
|---|---|---|---|---|---|
| 1/4/09 | ● | BALTIMORE | L | 9-27 | 74,240 |

## 2009 (7-9)

**Third - Eastern Division** — **Head Coach: Tony Sparano**

| DATE | | OPPONENT | W/L | SCORE | PAID ATT. |
|---|---|---|---|---|---|
| 9/13 | ● | at Atlanta | L | 7-19 | 67,606 |
| 9/21 | ● | INDIANAPOLIS (MN) | L | 23-27 | 66,227 |

| | | | | |
|---|---|---|---|---|
| 9/27 | ● at San Diego | L | 13-23 | 67,230 |
| 10/4 | ● BUFFALO | W | 38-10 | 65,523 |
| 10/12 | ● NEW YORK JETS (MN) | W | 31-27 | 69,767 |
| 10/25 | ● NEW ORLEANS | L | 34-46 | 66,689 |
| 11/1 | ● at New York Jets | W | 30-25 | 77,531 |
| 11/8 | ● at New England | L | 17-27 | 68,756 |
| 11/15 | ● TAMPA BAY | W | 25-23 | 66,085 |
| 11/19 | ● at Carolina (TH) | W | 24-17 | 73,475 |
| 11/29 | ● at Buffalo | L | 14-31 | 70,155 |
| 12/6 | ● NEW ENGLAND | W | 22-21 | 70,102 |
| 12/13 | at Jacksonville | W | 14-10 | 60,457 |
| 12/20 | ● at Tennessee | L | 24-27 (OT) | 69,143 |
| 12/27 | ● HOUSTON | L | 20-27 | 65,847 |
| 1/3/10 | ● PITTSBURGH | L | 24-30 | 70,102 |
| | | | | **1,160,554** |

## 2010 (7-9)

**Third - Eastern Division** **Head Coach: Tony Sparano**

| DATE | OPPONENT | W/L | SCORE | PAID ATT. |
|---|---|---|---|---|
| 9/12 | ● at Buffalo | W | 15-10 | 69,295 |
| 9/19 | ● at Minnesota | W | 14-10 | 63,846 |
| 9/26 | ● NEW YORK JETS (SN) | L | 23-31 | 70,481 |
| 10/4 | ● NEW ENGLAND (MN) | L | 14-41 | 69,090 |
| 10/17 | ● at Green Bay | W | 23-20 (OT) | 70,815 |
| 10/24 | ● PITTSBURGH | L | 22-23 | 69,867 |
| 10/31 | ● at Cincinnati | W | 22-14 | 63,179 |
| 11/7 | ● at Baltimore | L | 10-26 | 71,305 |
| 11/14 | ● TENNESSEE | W | 29-17 | 65,585 |
| 11/18 | ● CHICAGO (TH) | L | 0-16 | 68,752 |
| 11/28 | at Oakland | W | 33-17 | 48,946 |
| 12/5 | ● CLEVELAND | L | 10-13 | 65,942 |
| 12/12 | ● at New York Jets | W | 10-6 | 78,948 |
| 12/19 | ● BUFFALO | L | 14-17 | 65,511 |
| 12/26 | ● DETROIT | L | 27-34 | 66,731 |
| 1/2/11 | ● at New England | L | 7-38 | 68,756 |
| | | | | **1,076,049** |

## 2011 (6-10)

**Third - Eastern Division** **Head Coaches: Tony Sparano (Games 1-13)**
**Todd Bowles (Games 14-16)**

| DATE | OPPONENT | W/L | SCORE | PAID ATT. |
|---|---|---|---|---|
| 9/12 | ● NEW ENGLAND (MN) | L | 24-38 | 66,860 |
| 9/18 | ● HOUSTON | L | 13-23 | 51,032 |
| 9/25 | ● at Cleveland | L | 16-17 | 66,651 |
| 10/2 | at San Diego | L | 16-26 | 63,002 |
| 10/17 | ● at New York Jets (MN) | L | 6-24 | 78,912 |
| 10/23 | ● DENVER | L | 15-18 (OT) | 63,800 |
| 10/30 | ● at New York Giants | L | 17-20 | 79,302 |
| 11/6 | ● at Kansas City | W | 31-3 | 72,263 |
| 11/13 | ● WASHINGTON | W | 20-9 | 57,007 |
| 11/20 | ● BUFFALO | W | 35-8 | 57,531 |
| 11/24 | ● at Dallas (TH) | L | 19-20 | 87,418 |
| 12/4 | ● OAKLAND | W | 34-14 | 57,225 |
| 12/11 | ● PHILADELPHIA | L | 10-26 | 67,823 |
| 12/18 | at Buffalo | W | 30-23 | 60,988 |
| 12/24 | ● at New England (SA) | L | 24-27 | 68,756 |
| 1/1/12 | ● NEW YORK JETS | W | 19-17 | 65,811 |
| | | | | **1,046,381** |

## 2012 (7-9)

**Second - Eastern Division** — **Head Coach: Joe Philbin**

| DATE | | OPPONENT | W/L | SCORE | PAID ATT. |
|---|---|---|---|---|---|
| 9/9 | ● | at Houston | L | 10-30 | 71,566 |
| 9/16 | ● | OAKLAND | W | 35-13 | 54,245 |
| 9/23 | ● | NEW YORK JETS | L | 20-23 (OT) | 60,102 |
| 9/30 | ● | at Arizona | L | 21-24 (OT) | 60,183 |
| 10/7 | ● | at Cincinnati | W | 17-13 | 61,162 |
| 10/14 | ● | ST. LOUIS | W | 17-14 | 52,983 |
| 10/28 | ● | at New York Jets | W | 30-9 | 79,088 |
| 11/4 | ● | at Indianapolis | L | 20-23 | 66,479 |
| 11/11 | ● | TENNESSEE | L | 3-37 | 60,165 |
| 11/15 | ● | at Buffalo (TH) | L | 14-19 | 69,118 |
| 11/25 | ● | SEATTLE | W | 24-21 | 51,295 |
| 12/2 | ● | NEW ENGLAND | L | 16-23 | 72,114 |
| 12/9 | ● | at San Francisco | L | 13-27 | 69,732 |
| 12/16 | ● | JACKSONVILLE | W | 24-3 | 53,667 |
| 12/23 | ● | BUFFALO | W | 24-10 | 54,462 |
| 12/30 | ● | at New England | L | 0-28 | 68,756 |
| | | | | | **1,005,117** |

## 2013 (8-8)

**Third - Eastern Division** — **Head Coach: Joe Philbin**

| DATE | | OPPONENT | W/L | SCORE | PAID ATT. |
|---|---|---|---|---|---|
| 9/8 | ● | at Cleveland | W | 23-10 | 71,513 |
| 9/15 | ● | at Indianapolis | W | 24-20 | 65,406 |
| 9/22 | ● | ATLANTA | W | 27-23 | 70,660 |
| 9/30 | ● | at New Orleans (MN) | L | 17-38 | 73,118 |
| 10/6 | ● | BALTIMORE | L | 23-26 | 68,342 |
| 10/20 | ● | BUFFALO | L | 21-23 | 60,592 |
| 10/27 | ● | at New England | L | 17-27 | 68,756 |
| 10/31 | ● | CINCINNATI (TH) | W | 22-20 (OT) | 52,388 |
| 11/11 | ● | at Tampa Bay (MN) | L | 19-22 | 64,448 |
| 11/17 | ● | SAN DIEGO | W | 20-16 | 60,256 |
| 11/24 | ● | CAROLINA | L | 16-20 | 60,156 |
| 12/01 | ● | at New York Jets | W | 23-3 | 76,957 |
| 12/08 | ● | at Pittsburgh | W | 34-28 | 52,489 |
| 12/15 | ● | NEW ENGLAND | W | 24-20 | 71,863 |
| 12/22 | | at Buffalo | L | 0-19 | 54,305 |
| 12/29 | ● | NEW YORK JETS | L | 7-20 | 70,296 |
| | | | | | **1,041,545** |

## 2014 (8-8)

**Third - Eastern Division** — **Head Coach: Joe Philbin**

| DATE | | OPPONENT | W/L | SCORE | PAID ATT. |
|---|---|---|---|---|---|
| 9/7 | ● | NEW ENGLAND | W | 33-20 | 70,630 |
| 9/14 | ● | at Buffalo | L | 10-29 | 69,954 |
| 9/21 | ● | KANSAS CITY | L | 15-34 | 70,313 |
| 9/28 | ● | at Oakland (London, Eng.) | W | 38-14 | 83,436 |
| 10/12 | ● | GREEN BAY | L | 24-27 | 70,875 |
| 10/19 | ● | at Chicago | W | 27-14 | 62,413 |
| 10/26 | ● | at Jacksonville | W | 27-13 | 65,633 |
| 11/2 | ● | SAN DIEGO | W | 37-0 | 70,222 |
| 11/9 | ● | at Detroit | L | 16-20 | 63,179 |
| 11/13 | ● | BUFFALO (TH) | W | 22-9 | 71,573 |
| 11/23 | ● | at Denver | L | 36-39 | 76,987 |
| 12/1 | ● | at New York Jets (MN) | W | 16-13 | 78,160 |
| 12/7 | ● | BALTIMORE | L | 13-28 | 70,244 |
| 12/14 | ● | at New England | L | 13-41 | 68,756 |
| 12/21 | ● | MINNESOTA | W | 37-35 | 66,203 |
| 12/28 | ● | NEW YORK JETS | L | 24-37 | 70,220 |
| | | | | | **1,128,798** |

## 2015 (6-10)

**Third - Eastern Division** — **Head Coaches: Joe Philbin (Games 1-5), Dan Campbell (Games 6-16)**

| DATE | OPPONENT | W/L | SCORE | PAID ATT. |
|---|---|---|---|---|
| 9/13 | at Washington | W | 17-10 | 76,512 |
| 9/20 | at Jacksonville | L | 20-23 | 65,443 |
| 9/27 | BUFFALO | L | 14-41 | 64,869 |
| 10/4 | N.Y. JETS (London, Eng.) | L | 14-27 | 83,986 |
| 10/18 | at Tennessee | W | 38-10 | 62,342 |
| 10/25 | HOUSTON | W | 44-26 | 65,251 |
| 10/29 | at New England (TH) | L | 7-36 | 66,829 |
| 11/8 | at Buffalo | L | 17-33 | 70,214 |
| 11/15 | at Philadelphia | W | 20-19 | 69,596 |
| 11/22 | DALLAS | L | 14-24 | 65,115 |
| 11/29 | at New York Jets | L | 20-38 | 78,160 |
| 12/6 | BALTIMORE | W | 15-13 | 64,519 |
| 12/14 | NEW YORK GIANTS (MN) | L | 24-31 | 65,408 |
| 12/20 | at San Diego | L | 14-30 | 66,676 |
| 12/27 | INDIANAPOLIS | L | 12-18 | 65,482 |
| 1/3/16 | NEW ENGLAND | W | 20-10 | 62,918 |
| | | | | **1,093,320** |

## 2016 (10-6)

**Second - Eastern Division** — **Head Coach: Adam Gase**

| DATE | OPPONENT | W/L | SCORE | PAID ATT. |
|---|---|---|---|---|
| 9/11 | at Seattle | L | 10-12 | 69,012 |
| 9/18 | at New England | L | 24-31 | 66,829 |
| 9/25 | CLEVELAND | W | 30-24 (OT) | 65,176 |
| 9/29 | at Cincinnati (TH) | L | 7-22 | 60,834 |
| 10/9 | TENNESSEE | L | 17-30 | 64,425 |
| 10/16 | PITTSBURGH | W | 30-15 | 65,351 |
| 10/23 | BUFFALO | W | 28-25 | 65,658 |
| 11/6 | NEW YORK JETS | W | 27-23 | 65,722 |
| 11/13 | at San Diego | W | 31-24 | 55,107 |
| 11/20 | at Los Angeles | W | 14-10 | 83,483 |
| 11/27 | SAN FRANCISCO | W | 31-24 | 65,856 |
| 12/4 | at Baltimore | L | 6-38 | 70,916 |
| 12/11 | ARIZONA | W | 26-23 | 65,750 |
| 12/17 | at New York Jets (SA) | W | 34-13 | 78,160 |
| 12/24 | at Buffalo (SA) | W | 34-31 (OT) | 64,690 |
| 1/1/17 | NEW ENGLAND | L | 14-35 | 66,163 |
| | | | | **1,073,132** |

**AMERICAN CONFERENCE WILD CARD PLAYOFF**

| | | | | |
|---|---|---|---|---|
| 1/8/17 | at Pittsburgh | L | 12-30 | 62,726 |

## 2017 (6-10)

**Third - Eastern Division** — **Head Coach: Adam Gase**

| DATE | OPPONENT | W/L | SCORE | PAID ATT. |
|---|---|---|---|---|
| 9/17 | at L.A. Chargers | W | 19-17 | 25,381 |
| 9/24 | at N.Y. Jets | L | 6-20 | 77,562 |
| 10/1 | NEW ORLEANS (London, Eng.) | L | 0-20 | 84,423 |
| 10/8 | TENNESSEE | W | 16-10 | 65,135 |
| 10/15 | at Atlanta | W | 20-17 | 70,593 |
| 10/22 | N.Y. JETS | W | 31-28 | 65,025 |
| 10/26 | at Baltimore | L | 0-40 | 70,408 |
| 11/5 | OAKLAND | L | 24-27 | 65,139 |
| 11/13 | at Carolina | L | 21-45 | 72,790 |
| 11/19 | TAMPA BAY | L | 20-30 | 65,089 |
| 11/26 | at New England | L | 17-35 | 65,878 |
| 12/3 | DENVER | W | 35-9 | 65,092 |

| | | | | |
|---|---|---|---|---|
| 12/11 | NEW ENGLAND | W | 27-20 | 65,548 |
| 12/17 | at Buffalo | L | 16-24 | 62,202 |
| 12/24 | at Kansas City | L | 13-29 | 65,325 |
| 12/31 | BUFFALO | L | 16-22 | 65,571 |
| | | | | **1,051,161** |

## 2018 (7-9)

**Second - Eastern Division** **Head Coach: Adam Gase**

| DATE | OPPONENT | W/L | SCORE | PAID ATT. |
|---|---|---|---|---|
| 9/9 | TENNESSEE | W | 27-20 | 65,184 |
| 9/16 | at N.Y. Jets | W | 20-12 | 77,982 |
| 9/23 | OAKLAND | W | 28-20 | 65,667 |
| 9/30 | at New England | L | 7-38 | 65,878 |
| 10/7 | at Cincinnati | L | 17-27 | 52,708 |
| 10/14 | CHICAGO | W | 31-28 (OT) | 65,791 |
| 10/21 | DETROIT | L | 21-32 | 65,265 |
| 10/25 | at Houston | L | 23-42 | 71,726 |
| 11/4 | N.Y. JETS | W | 13-6 | 65,533 |
| 11/11 | at Green Bay | L | 12-31 | 78,076 |
| 11/25 | at Indianapolis | L | 24-27 | 57,069 |
| 12/2 | BUFFALO | W | 21-17 | 65,155 |
| 12/9 | NEW ENGLAND | W | 34-33 | 66,087 |
| 12/16 | at Minnesota | L | 17-41 | 66,841 |
| 12/23 | JACKSONVILLE | L | 7-17 | 65,798 |
| 12/30 | at Buffalo | L | 17-42 | 67,420 |
| | | | | **1,062,180** |

## ALONSO'S PICK-SIX WAS A LATE PICK ME UP

Linebacker Kiko Alonso made the game-winning play in Miami's Week 10 victory at San Diego in 2016, picking off Chargers quarterback Philip Rivers and returning it for a 60-yard touchdown to give the Dolphins a 31-24 lead with 1:01 to play. Alonso's touchdown was the latest a Dolphins player had returned an interception for a touchdown to give Miami the lead since at least 1991. It was the latest any NFL player had given his team a lead since Atlanta's Robert Alford had a 59-yard interception return in overtime to defeat Washington on Oct. 11, 2015.

## SHULA IS COACH TO HALL OF FAMERS

Hall of Fame and former Dolphins Head Coach Don Shula has had 15 of his former players enshrined into the Pro Football Hall of Fame in Canton, Ohio. This total of 15 is the third-most players that an NFL head coach has had inducted into the Hall of Fame, trailing only George Halas, who had 25 players enshrined, and Vince Lombardi, who had 17 players inducted.. Of this group, seven played for Shula while he was head coach with the Baltimore Colts (1963-69), while eight were on his teams with the Dolphins (1970-95).

Hall of Famers who played under Shula in Baltimore include DE Gino Marchetti (Class of 1972), WR Raymond Berry (1973), OT Jim Parker (1973), RB Lenny Moore (1975), QB Johnny Unitas (1979), LB Ted Hendricks (1990) and TE John Mackey (1992).

The Dolphins contingent includes WR Paul Warfield (1983), FB Larry Csonka (1987), Jim Langer (1987), QB Bob Griese (1990), G Larry Little (1993), C Dwight Stephenson (1998), LB Nick Buoniconti (2001) and QB Dan Marino (2005).

# 1966 FINAL STATISTICS (3-11)

| DATE | OPPONENT | SCORE | W/L | ATT. |
|---|---|---|---|---|
| 9/2 | OAKLAND | 14-23 | L | 25,188 |
| 9/9 | NEW YORK | 14-19 | L | 33,650 |
| 9/18 | at Buffalo | 24-58 | L | 37,176 |
| 10/2 | at San Diego | 10-44 | L | 26,444 |
| 10/9 | at Oakland | 10-21 | L | 28,863 |
| 10/16 | DENVER | 24-7 | W | 22,191 |
| 10/23 | at Houston | 20-13 | W | 21,999 |
| 11/6 | BUFFALO | 0-29 | L | 36,685 |
| 11/13 | at Kansas City | 16-34 | L | 33,733 |
| 11/20 | at New York | 13-30 | L | 57,092 |
| 11/27 | BOSTON | 14-20 | L | 22,480 |
| 12/4 | at Denver | 7-17 | L | 32,116 |
| 12/11 | KANSAS CITY | 18-19 | L | 17,881 |
| 12/18 | HOUSTON | 29-28 | W | 19,274 |

| TEAM STATISTICS | MIA. | OPP. |
|---|---|---|
| TOTAL FIRST DOWNS | 200 | 237 |
| By Rushing | 75 | 83 |
| By Passing | 103 | 140 |
| By Penalty | 22 | 14 |
| TOTAL NET YARDS | 3458 | 4611 |
| Average Per Game | 247.0 | 329.4 |
| Total Plays | 884 | 857 |
| Average Per Play | 3.9 | 5.4 |
| NET YARDS RUSHING | 1410 | 1510 |
| Average Per Game | 100.7 | 107.9 |
| Total Rushes | 394 | 416 |
| NET YARDS PASSING | 2048 | 3101 |
| Average Per Game | 146.3 | 221.5 |
| Tackled/Yards Lost | 36/326 | 16/180 |
| Gross Yards | 2374 | 3281 |
| Attempts/Completions | 454/179 | 425/198 |
| Completion Percentage | 39.4 | 46.6 |
| Had Intercepted | 32 | 31 |
| PUNTS/AVERAGE | 82/39.4 | 64/43.9 |
| PENALTIES/YARDS | 70/630 | 81/882 |
| FUMBLES/BALL LOST | 29/10 | 25/15 |
| TOUCHDOWNS | 26 | 44 |
| By Rushing | 5 | 15 |
| By Passing | 16 | 25 |
| By Returns | 5 | 4 |

| Score by Quarters | 1 | 2 | 3 | 4 | OT | Total |
|---|---|---|---|---|---|---|
| DOLPHINS | 39 | 64 | 24 | 86 | – | 213 |
| OPPONENTS | 64 | 131 | 83 | 84 | – | 362 |

| RUSHING | NO. | YDS. | AVG. | LG | TD |
|---|---|---|---|---|---|
| Auer | 121 | 416 | 3.4 | 41 | 4 |
| Gilchrist | 72 | 262 | 3.6 | 22 | 0 |
| Joe | 71 | 232 | 3.3 | 14 | 0 |
| Wilson | 27 | 137 | 5.1 | 37 | 0 |
| Casares | 43 | 135 | 3.1 | 10 | 0 |
| Price | 31 | 107 | 3.4 | 14 | 0 |
| Chesser | 16 | 74 | 4.6 | 19 | 0 |
| Jackson | 2 | 22 | 11.0 | 24 | 0 |
| Stofa | 3 | 17 | 5.7 | 14 | 0 |
| Wood | 5 | 6 | 1.2 | 7 | 1 |
| Norton | 3 | 2 | 0.6 | 3 | 0 |
| **DOLPHINS** | **394** | **1410** | **3.6** | **41** | **5** |
| **OPPONENTS** | **416** | **1510** | **3.6** | **50** | **15** |

| RECEIVING | NO. | YDS. | AVG. | LG | TD |
|---|---|---|---|---|---|
| Kocourek | 27 | 320 | 11.9 | 43 | 2 |
| Roberson | 26 | 519 | 20.0 | 80t | 2 |
| Auer | 22 | 263 | 12.0 | 27 | 4 |
| Noonan | 17 | 224 | 13.2 | 35 | 1 |
| Jackson | 16 | 317 | 19.8 | 48 | 2 |
| Joe | 13 | 116 | 8.9 | 67 | 1 |
| Gilchrist | 13 | 110 | 8.5 | 22 | 1 |
| Roderick | 11 | 156 | 14.2 | 64 | 1 |
| Twilley | 10 | 128 | 12.8 | 20 | 0 |
| Casares | 8 | 45 | 5.6 | 20 | 1 |
| Cronin | 7 | 83 | 11.9 | 25 | 1 |
| Mingo | 3 | 40 | 13.3 | 21 | 0 |
| Moreau | 2 | 15 | 7.5 | 9 | 0 |
| Price | 2 | 14 | 7.0 | 9 | 0 |
| Matthews | 1 | 20 | 20.0 | 20 | 0 |
| Chesser | 1 | 4 | 4.0 | 4 | 0 |
| **DOLPHINS** | **179** | **2374** | **13.3** | **80t** | **16** |
| **OPPONENTS** | **198** | **3281** | **16.6** | **89t** | **25** |

| INTERCEPTIONS | NO. | YDS. | AVG. | LG | TD |
|---|---|---|---|---|---|
| West | 8 | 62 | 7.8 | 27 | 0 |
| Warren | 5 | 198 | 39.6 | 70t | 1 |
| Westmoreland | 4 | 104 | 26.0 | 42 | 1 |
| Erlandson | 3 | 31 | 10.3 | 26t | 1 |
| Jaquess | 3 | 27 | 9.0 | 27t | 1 |
| McDaniel | 2 | 20 | 10.0 | 20 | 0 |
| McGeever | 2 | 15 | 7.5 | 15 | 0 |
| Faison | 1 | 26 | 26.0 | 26 | 0 |
| Neff | 1 | 22 | 22.0 | 22 | 0 |
| Emanuel | 1 | 14 | 14.0 | 14 | 0 |
| Rudolph | 1 | 3 | 3.0 | 3 | 0 |
| **DOLPHINS** | **31** | **522** | **16.8** | **70t** | **4** |
| **OPPONENTS** | **32** | **370** | **11.6** | **60t** | **1** |

| PUNTING | NO. | YDS. | AVG. | LG | BK |
|---|---|---|---|---|---|
| Wilson | 42 | 1772 | 42.1 | 63 | 1 |
| McDaniel | 32 | 1222 | 38.2 | 54 | 0 |
| Chesser | 7 | 233 | 33.3 | 39 | 0 |
| **DOLPHINS** | **394** | **1410** | **3.6** | **41** | **5** |
| **OPPONENTS** | **416** | **1510** | **3.6** | **50** | **15** |

| PUNT RET. | NO. | YDS. | AVG. | LG | TD |
|---|---|---|---|---|---|
| Neff | 10 | 60 | 6.0 | 15 | 0 |
| Auer | 5 | 99 | 19.8 | 56 | 0 |
| Matthews | 4 | 38 | 9.5 | 19 | 0 |
| Jackson | 2 | 7 | 3.5 | 7 | 0 |
| **DOLPHINS** | **21** | **204** | **9.7** | **56** | **0** |
| **OPPONENTS** | **40** | **412** | **10.3** | **72t** | **1** |

| KICKOFF RET. | NO. | YDS. | AVG. | LG | TD |
|---|---|---|---|---|---|
| Auer | 28 | 698 | 24.9 | 95t | 1 |
| Neff | 15 | 376 | 25.1 | 90 | 0 |
| Matthews | 5 | 109 | 21.8 | 29 | 0 |
| Hunter | 5 | 84 | 16.8 | 29 | 0 |
| Jaquess | 5 | 77 | 15.4 | 23 | 0 |
| Jackson | 4 | 105 | 26.3 | 34 | 0 |
| Roderick | 1 | 17 | 17.0 | 17 | 0 |
| Branch | 1 | 15 | 15.0 | 15 | 0 |
| Bruggers | 1 | 3 | 3.0 | 3 | 0 |
| Noonan | 0 | 23 | – | 23 | 0 |
| **DOLPHINS** | **65** | **1507** | **23.2** | **95t** | **1** |
| **OPPONENTS** | **46** | **939** | **43.9** | **96t** | **1** |

| SCORING | Ru | Pa | Rt | PAT | FG | S | 2 | TP |
|---|---|---|---|---|---|---|---|---|
| Auer | 4 | 4 | 1 | 0 | 0 | 0 | 0 | 54 |
| Mingo | 0 | 0 | 0 | 23/23 | 10/22 | 0 | 0 | 53 |
| Jackson | 0 | 2 | 0 | 0 | 0 | 0 | 0 | 12 |
| Kocourek | 0 | 2 | 0 | 0 | 0 | 0 | 0 | 12 |
| Roberson | 0 | 2 | 0 | 0 | 0 | 0 | 0 | 12 |
| Joe | 0 | 1 | 0 | 0 | 0 | 0 | 1 | 8 |
| Casares | 0 | 1 | 0 | 0 | 0 | 0 | 0 | 6 |
| Cronin | 0 | 1 | 0 | 0 | 0 | 0 | 0 | 6 |
| Erlandson | 0 | 0 | 1 | 0 | 0 | 0 | 0 | 6 |
| Gilchrist | 0 | 1 | 0 | 0 | 0 | 0 | 0 | 6 |
| Jaquess | 0 | 0 | 1 | 0 | 0 | 0 | 0 | 6 |
| Noonan | 0 | 1 | 0 | 0 | 0 | 0 | 0 | 6 |
| Roderick | 0 | 1 | 0 | 0 | 0 | 0 | 0 | 6 |
| Warren | 0 | 0 | 1 | 0 | 0 | 0 | 0 | 6 |
| Westmoreland | 0 | 0 | 1 | 0 | 0 | 0 | 0 | 6 |
| Wood | 1 | 0 | 0 | 0 | 0 | 0 | 0 | 6 |
| Wilson | 0 | 0 | 0 | 0 | 0 | 0 | 1 | 2 |
| **DOLPHINS** | **5** | **16** | **5** | **23/23** | **10/22** | **0** | **1** | **213** |
| **OPPONENTS** | **15** | **25** | **4** | **38/42** | **18/36** | **2** | **1** | **362** |

| FIELD GOALS | 1-19 | 20-29 | 30-39 | 40-49 | 50+ |
|---|---|---|---|---|---|
| Mingo | 2/3 | 4/6 | 1/3 | 3/8 | 0/2 |
| **DOLPHINS** | **2/3** | **4/6** | **1/3** | **3/8** | **0/2** |
| **OPPONENTS** | **3/4** | **7/12** | **4/8** | **3/9** | **1/3** |

**TWO-POINT CONVERSIONS**

Joe 1, Wilson 1.

**DOLPHINS 2-3, OPPONENTS 1-2**

**USUAL STARTERS**

**OFFENSE**

WR – Frank Jackson (7), *John Roderick (4), Karl Noonan (3)
LT – Maxie Williams (14)
LG – Ernie Park (11)
C – Tom Goode (13)
RG – Billy Neighbors (10)
RT – Norm Evans (12)
TE – Dave Kocourek (14)
WR – Bo Roberson (8), Karl Noonan (4)
QB – George Wilson, Jr. (7), Dick Wood (4)
RB – Joe Auer (14)
FB – Billy Joe (7), Cookie Gilchrist (5)

**DEFENSE**

LDE – Ed Cooke (13)
LDT – Tom Nomina (11)
RDT – Rich Zecher (9)
RDE – LaVerne Torczon (13)
LLB – Tom Erlandson (14)
MLB – *Frank Emanuel (11)
RLB – Wahoo McDaniel (8), Jack Rudolph (4)
LCB – Jimmy Warren (14)
RCB – Dick Westmoreland (14)
SS – Pete Jaquess (9)
FS – Willie West (14)

* Indicates Rookie

| PASSING | ATT. | COMP. | YDS. | PCT. | TD | INT. | LG | SCK/LST | RATING |
|---|---|---|---|---|---|---|---|---|---|
| Wood | 230 | 83 | 993 | 36.1 | 4 | 14 | 71 | 20/207 | 30.5 |
| Wilson | 112 | 46 | 764 | 41.1 | 5 | 10 | 80t | 11/77 | 42.4 |
| Stofa | 57 | 29 | 425 | 50.9 | 4 | 2 | 48 | 3/29 | 84.3 |
| Norton | 55 | 21 | 192 | 38.2 | 3 | 6 | 43 | 2/13 | 27.0 |
| **DOLPHINS** | **454** | **179** | **2374** | **39.4** | **16** | **32** | **80t** | **36/326** | **39.1** |
| **OPPONENTS** | **425** | **198** | **3281** | **46.6** | **25** | **32** | **89t** | **16/180** | **61.3** |

# 1967 FINAL STATISTICS (4-10)

| DATE | OPPONENT | SCORE | W/L | ATT. |
|---|---|---|---|---|
| 9/17 | DENVER | 35-21 | W | 29,072 |
| 9/24 | KANSAS CITY | 0-24 | L | 33,280 |
| 10/1 | at New York | 7-29 | L | 59,433 |
| 10/8 | at Kansas City | 0-41 | L | 42,920 |
| 10/15 | at Boston | 10-41 | L | 17,859 |
| 10/22 | NEW YORK | 14-33 | L | 28,392 |
| 11/5 | at Buffalo | 13-35 | L | 30,950 |
| 11/12 | at San Diego | 0-24 | L | 32,395 |
| 11/19 | at Oakland | 17-31 | L | 33,753 |
| 11/26 | BUFFALO | 17-14 | W | 24,357 |
| 12/3 | at Houston | 14-17 | L | 20,979 |
| 12/10 | SAN DIEGO | 41-24 | W | 23,007 |
| 12/17 | BOSTON | 41-32 | W | 22,079 |
| 12/23 | HOUSTON | 10-41 | L | 29,628 |

| TEAM STATISTICS | MIA. | OPP. |
|---|---|---|
| TOTAL FIRST DOWNS | 212 | 269 |
| By Rushing | 65 | 106 |
| By Passing | 123 | 142 |
| By Penalty | 24 | 21 |
| TOTAL NET YARDS | 3659 | 4980 |
| Average Per Game | 261.4 | 355.7 |
| Total Plays | 847 | 843 |
| Average Per Play | 4.3 | 5.9 |
| NET YARDS RUSHING | 1323 | 2145 |
| Average Per Game | 94.5 | 153.2 |
| Total Rushes | 326 | 466 |
| NET YARDS PASSING | 2336 | 2835 |
| Average Per Game | 166.9 | 202.5 |
| Tackled/Yards Lost | 41/405 | 28/247 |
| Gross Yards | 2741 | 3082 |
| Attempts/Completions | 480/229 | 349/188 |
| Completion Percentage | 47.7 | 53.8 |
| Had Intercepted | 28 | 28 |
| PUNTS/AVERAGE | 70/41.6 | 52/41.1 |
| PENALTIES/YARDS | 53/490 | 59/691 |
| FUMBLES/BALL LOST | 36/16 | 19/8 |
| TOUCHDOWNS | 28 | 53 |
| By Rushing | 10 | 18 |
| By Passing | 16 | 31 |
| By Returns | 2 | 4 |

| Score by Quarters | 1 | 2 | 3 | 4 | OT | Total |
|---|---|---|---|---|---|---|
| DOLPHINS | 27 | 75 | 52 | 65 | – | 219 |
| OPPONENTS | 86 | 122 | 101 | 98 | – | 407 |

| RUSHING | NO. | YDS. | AVG. | LG | TD |
|---|---|---|---|---|---|
| Haynes | 56 | 274 | 4.9 | 65t | 2 |
| Mitchell | 83 | 269 | 3.2 | 22 | 3 |
| Harper | 41 | 197 | 4.8 | 37 | 1 |
| Price | 46 | 179 | 3.9 | 38 | 1 |
| Griese | 37 | 157 | 4.2 | 22 | 1 |
| Auer | 44 | 128 | 2.9 | 23 | 1 |
| Seiple | 3 | 58 | 19.3 | 34 | 0 |
| Jackson | 1 | 48 | 48.0 | 48 | 0 |
| Norton | 7 | 14 | 2.0 | 13 | 0 |
| Chesser | 2 | 3 | 1.5 | 2 | 0 |
| Stofa | 2 | 2 | 1.0 | 8t | 1 |
| Moreau | 1 | -2 | -2.0 | -2 | 0 |
| Clancy | 3 | -4 | -1.3 | 2 | 0 |
| **DOLPHINS** | **326** | **1323** | **4.1** | **65t** | **10** |
| **OPPONENTS** | **466** | **2145** | **4.6** | **64** | **18** |

| RECEIVING | NO. | YDS. | AVG. | LG | TD |
|---|---|---|---|---|---|
| Clancy | 67 | 868 | 13.0 | 44 | 2 |
| Moreau | 34 | 410 | 12.1 | 43 | 3 |
| Twilley | 24 | 314 | 13.1 | 38 | 2 |
| Auer | 18 | 218 | 12.1 | 68t | 2 |
| Mitchell | 18 | 133 | 7.4 | 38 | 1 |
| Haynes | 16 | 100 | 6.3 | 22 | 0 |
| Noonan | 12 | 141 | 11.8 | 32 | 1 |
| Harper | 11 | 212 | 19.3 | 40 | 3 |
| Carpenter | 10 | 127 | 12.7 | 42 | 0 |
| Jackson | 9 | 122 | 13.6 | 26 | 1 |
| Price | 8 | 56 | 7.0 | 27 | 1 |
| Seiple | 1 | 21 | 21.0 | 21 | 0 |
| Beier | 1 | 19 | 19.0 | 19 | 0 |
| **DOLPHINS** | **229** | **2741** | **12.0** | **68t** | **16** |
| **OPPONENTS** | **188** | **3082** | **16.4** | **51** | **31** |

| INTERCEPTIONS | NO. | YDS. | AVG. | LG | TD |
|---|---|---|---|---|---|
| Westmoreland | 10 | 127 | 12.7 | 29 | 1 |
| Bramlett | 4 | 35 | 8.8 | 22 | 0 |
| Warren | 4 | 22 | 5.5 | 17 | 0 |
| Petrella | 3 | 67 | 22.3 | 28 | 0 |
| Erlandson | 1 | 37 | 37.0 | 17 | 0 |
| Neff | 1 | 32 | 32.0 | 32 | 0 |
| Emanuel | 1 | 24 | 24.0 | 24 | 0 |
| Bruggers | 1 | 20 | 20.0 | 20 | 0 |
| West | 1 | 16 | 16.0 | 16 | 0 |
| McDaniel | 1 | 15 | 15.0 | 15 | 0 |
| Beier | 1 | 7 | 7.0 | 7 | 0 |
| **DOLPHINS** | **28** | **402** | **14.4** | **37** | **1** |
| **OPPONENTS** | **28** | **395** | **14.1** | **55** | **3** |

| PUNTING | NO. | YDS. | AVG. | LG | BK |
|---|---|---|---|---|---|
| Seiple | 70 | 2909 | 41.6 | 70 | 1 |
| **DOLPHINS** | **70** | **2909** | **41.6** | **70** | **1** |
| **OPPONENTS** | **52** | **2137** | **41.1** | **55** | **0** |

| PUNT RET. | NO. | YDS. | AVG. | LG | TD |
|---|---|---|---|---|---|
| Auer | 9 | 42 | 4.7 | 16 | 0 |
| Haynes | 6 | 37 | 6.2 | 20 | 0 |
| Neff | 6 | 34 | 5.7 | 15 | 0 |
| Harper | 4 | 15 | 3.8 | 8 | 0 |
| **DOLPHINS** | **25** | **128** | **5.1** | **20** | **0** |
| **OPPONENTS** | **41** | **268** | **6.5** | **34** | **0** |

| KICKOFF RET. | NO. | YDS. | AVG. | LG | TD |
|---|---|---|---|---|---|
| Haynes | 22 | 444 | 20.2 | 51 | 0 |
| Auer | 21 | 441 | 21.0 | 47 | 0 |
| Neff | 15 | 351 | 23.4 | 69 | 0 |
| Roderick | 4 | 63 | 15.8 | 19 | 0 |
| Carpenter | 3 | 87 | 29.0 | 45 | 0 |
| Mitchell | 2 | 57 | 28.5 | 37 | 0 |
| **DOLPHINS** | **67** | **1443** | **21.5** | **69** | **0** |
| **OPPONENTS** | **46** | **1067** | **23.2** | **42** | **0** |

| SCORING | Ru | Pa | Rt | PAT | FG | S | 2 | TP |
|---|---|---|---|---|---|---|---|---|
| Lusteg | 0 | 0 | 0 | 18/18 | 7/12 | 0 | 0 | 39 |
| Harper | 1 | 3 | 0 | 0 | 0 | 0 | 0 | 24 |
| Mitchell | 3 | 1 | 0 | 0 | 0 | 0 | 0 | 24 |
| Auer | 1 | 2 | 0 | 0 | 0 | 0 | 0 | 18 |
| Moreau | 0 | 3 | 0 | 0 | 0 | 0 | 0 | 18 |
| Clancy | 0 | 2 | 0 | 0 | 0 | 0 | 0 | 12 |
| Haynes | 2 | 0 | 0 | 0 | 0 | 0 | 0 | 12 |
| Mingo | 0 | 0 | 0 | 9/9 | 1/6 | 0 | 0 | 12 |
| Price | 1 | 1 | 0 | 0 | 0 | 0 | 0 | 12 |
| Twilley | 0 | 2 | 0 | 0 | 0 | 0 | 0 | 12 |
| Griese | 1 | 0 | 0 | 0 | 0 | 0 | 0 | 6 |
| Jackson | 0 | 1 | 0 | 0 | 0 | 0 | 0 | 6 |
| Noonan | 0 | 1 | 0 | 0 | 0 | 0 | 0 | 6 |
| Stofa | 1 | 0 | 0 | 0 | 0 | 0 | 0 | 6 |
| Warren | 0 | 0 | 1 | 0 | 0 | 0 | 0 | 6 |
| Westmoreland | 0 | 0 | 1 | 0 | 0 | 0 | 0 | 6 |
| **DOLPHINS** | **10** | **16** | **2** | **27/27** | **8/18** | **0** | **0** | **219** |
| **OPPONENTS** | **18** | **31** | **4** | **47/50** | **14/26** | **0** | **0** | **407** |

| FIELD GOALS | 1-19 | 20-29 | 30-39 | 40-49 | 50+ |
|---|---|---|---|---|---|
| Lusteg | 5/6 | 0/2 | 0/0 | 2/2 | 0/2 |
| Mingo | 0/0 | 0/1 | 1/2 | 0/3 | 0/0 |
| **DOLPHINS** | **5/6** | **0/3** | **1/2** | **2/5** | **0/2** |
| **OPPONENTS** | **5/7** | **3/5** | **3/6** | **3/6** | **0/2** |

**TWO-POINT CONVERSIONS**

**DOLPHINS 0-1, OPPONENTS 0-3**

**USUAL STARTERS**

**OFFENSE**

WR – Jack Clancy (9)
LT – Maxie Williams (14)
LG – Fred Woodson (7), Ken Rice (4)
C – Tom Goode (14)
RG – Billy Neighbors (14)
RT – Norm Evans (14)
TE – Doug Moreau (14)
WR – Frank Jackson (6), Howard Twilley (5)
QB – *Bob Griese (10)
RB – Jack Harper (6), Joe Auer (5)
FB – Sam Price (8), Stan Mitchell (6)

**DEFENSE**

LDE – Ed Cooke (12)
LDT – Ray Jacobs (10)
RDT – *John Richardson (8)
RDE – Mel Branch (14)
LLB – Tom Erlandson (6), Jerry Hopkins (6)
MLB – Frank Emanuel (8), Wahoo McDaniel (6)
RLB – John Bramlett (10)
LCB – Jimmy Warren (14)
RCB – Dick Westmoreland (14)
SS – Willie West (6), Pete Jaquess (4)
FS – Bob Neff (9)

* Indicates Rookie

| PASSING | ATT. | COMP. | YDS. | PCT. | TD | INT. | LG | SCK/LST | RATING |
|---|---|---|---|---|---|---|---|---|---|
| Griese | 331 | 166 | 2005 | 50.2 | 15 | 18 | 68t | 25/240 | 61.6 |
| Norton | 133 | 53 | 596 | 39.8 | 1 | 9 | 32 | 15/156 | 28.2 |
| Roberts | 10 | 5 | 11 | 50.0 | 0 | 1 | 9 | 1/9 | 52.3 |
| Seiple | 2 | 2 | 61 | 100.0 | 0 | 0 | 42 | 0/0 | 118.8 |
| Stofa | 2 | 2 | 51 | 100.0 | 0 | 0 | 45 | 0/0 | 118.8 |
| Clancy | 1 | 1 | 17 | 100.0 | 0 | 0 | 17 | 0/0 | 118.8 |
| Lusteg | 1 | 0 | 0 | 0.0 | 0 | 0 | 0 | 0/0 | 39.6 |
| **DOLPHINS** | **480** | **229** | **2741** | **47.7** | **16** | **28** | **68t** | **41/405** | **52.4** |
| **OPPONENTS** | **349** | **188** | **3082** | **53.8** | **31** | **28** | **51** | **28/247** | **79.9** |

# 1968 FINAL STATISTICS (5-8-1)

| DATE | OPPONENT | SCORE | W/L | ATT. |
|---|---|---|---|---|
| 9/14 | Houston | 10-24 | L | 38,097 |
| 9/21 | OAKLAND | 21-47 | L | 28,751 |
| 9/28 | KANSAS CITY | 3-48 | L | 27,732 |
| 10/6 | at Houston | 24-7 | W | 35,424 |
| 10/12 | BUFFALO | 14-14 | T | 28,559 |
| 10/20 | at Cincinnati | 24-22 | W | 25,076 |
| 10/27 | at Denver | 14-21 | L | 43,411 |
| 11/3 | at San Diego | 28-34 | L | 31,686 |
| 11/10 | at Buffalo | 21-17 | W | 28,399 |
| 11/17 | CINCINNATI | 21-38 | L | 30,304 |
| 11/24 | at Boston | 34-10 | W | 13,646 |
| 12/1 | at New York | 17-35 | L | 60,207 |
| 12/8 | BOSTON | 38-7 | W | 24,242 |
| 12/15 | NEW YORK | 7-31 | L | 31,302 |

| TEAM STATISTICS | MIA. | OPP. |
|---|---|---|
| TOTAL FIRST DOWNS | 247 | 240 |
| By Rushing | 78 | 116 |
| By Passing | 144 | 112 |
| By Penalty | 25 | 12 |
| TOTAL NET YARDS | 4106 | 4884 |
| Average Per Game | 293.3 | 348.9 |
| Total Plays | 892 | 808 |
| Average Per Play | 4.6 | 6.0 |
| NET YARDS RUSHING | 1704 | 2172 |
| Average Per Game | 121.7 | 193.7 |
| Total Rushes | 417 | 445 |
| NET YARDS PASSING | 2402 | 2712 |
| Average Per Game | 171.6 | 155.1 |
| Tackled/Yards Lost | 52/441 | 27/192 |
| Gross Yards | 2843 | 2904 |
| Attempts/Completions | 423/216 | 342/179 |
| Completion Percentage | 51.1 | 52.3 |
| Had Intercepted | 22 | 22 |
| PUNTS/AVERAGE | 75/40.6 | 55/43.6 |
| PENALTIES/YARDS | 48/485 | 70/655 |
| FUMBLES/BALL LOST | 17/8 | 28/18 |
| TOUCHDOWNS | 36 | 45 |
| By Rushing | 12 | 19 |
| By Passing | 21 | 23 |
| By Returns | 3 | 3 |

| Score by Quarters | 1 | 2 | 3 | 4 | OT | Total |
|---|---|---|---|---|---|---|
| DOLPHINS | 44 | 93 | 52 | 87 | – | 276 |
| OPPONENTS | 78 | 131 | 52 | 94 | – | 355 |

| RUSHING | NO. | YDS. | AVG. | LG | TD |
|---|---|---|---|---|---|
| Kiick | 165 | 621 | 3.8 | 25 | 4 |
| Csonka | 138 | 540 | 3.9 | 40 | 6 |
| Griese | 42 | 230 | 5.5 | 35 | 1 |
| Mitchell | 54 | 176 | 3.3 | 30 | 1 |
| Milton | 2 | 46 | 23.0 | 34 | 0 |
| Seiple | 5 | 42 | 8.4 | 32 | 0 |
| Price | 5 | 27 | 5.4 | 15 | 0 |
| Tucker | 4 | 13 | 3.3 | 7 | 0 |
| Norton | 1 | 9 | 9.0 | 9 | 0 |
| Hammond | 1 | 0 | 0.0 | 0 | 0 |
| **DOLPHINS** | **417** | **1704** | **4.1** | **40** | **12** |
| **OPPONENTS** | **445** | **2172** | **4.9** | **76t** | **19** |

| RECEIVING | NO. | YDS. | AVG. | LG | TD |
|---|---|---|---|---|---|
| Noonan | 58 | 760 | 13.1 | 50 | 11 |
| Kiick | 44 | 422 | 9.6 | 38 | 0 |
| Twilley | 39 | 604 | 15.5 | 40 | 1 |
| Moreau | 27 | 365 | 13.5 | 28 | 3 |
| Cox | 11 | 147 | 13.4 | 30 | 0 |
| Csonka | 11 | 118 | 10.7 | 65 | 1 |
| Milton | 9 | 143 | 15.9 | 38 | 1 |
| Mitchell | 8 | 190 | 23.8 | 48 | 3 |
| Seiple | 7 | 69 | 9.9 | 20 | 1 |
| Darnall | 2 | 25 | 12.5 | 13 | 0 |
| **DOLPHINS** | **216** | **2843** | **13.2** | **65** | **21** |
| **OPPONENTS** | **179** | **2904** | **16.2** | **80t** | **23** |

| INTERCEPTIONS | NO. | YDS. | AVG. | LG | TD |
|---|---|---|---|---|---|
| Anderson | 8 | 230 | 28.8 | 96t | 1 |
| West | 4 | 102 | 25.5 | 32 | 0 |
| Warren | 2 | 27 | 13.5 | 18 | 0 |
| Bramlett | 2 | 14 | 7.0 | 14 | 0 |
| Emanuel | 2 | 8 | 4.0 | 6 | 0 |
| Petrella | 1 | 4 | 4.0 | 4 | 0 |
| Edmunds | 1 | 1 | 1.0 | 1 | 0 |
| Lamb | 1 | 0 | 0.0 | 0 | 0 |
| Westmoreland | 1 | 0 | 0.0 | 0 | 0 |
| **DOLPHINS** | **22** | **386** | **17.5** | **96t** | **1** |
| **OPPONENTS** | **22** | **432** | **19.6** | **66t** | **3** |

| PUNTING | NO. | YDS. | AVG. | LG | BK |
|---|---|---|---|---|---|
| Seiple | 75 | 3044 | 40.6 | 60 | 0 |
| **DOLPHINS** | **75** | **3044** | **40.6** | **60** | **0** |
| **OPPONENTS** | **55** | **2397** | **43.6** | **62** | **0** |

| PUNT RET. | NO. | YDS. | AVG. | LG | TD |
|---|---|---|---|---|---|
| Neff | 8 | 71 | 8.9 | 20 | 0 |
| Milton | 6 | 55 | 9.2 | 26 | 0 |
| Tucker | 5 | 40 | 8.0 | 15 | 0 |
| Anderson | 5 | 18 | 3.6 | 10 | 0 |
| Warren | 2 | -1 | -0.5 | 0 | 0 |
| Washington | 1 | 15 | 15.0 | 15 | 0 |
| Harper | 1 | 7 | 7.0 | 7 | 0 |
| **DOLPHINS** | **28** | **205** | **7.3** | **26** | **0** |
| **OPPONENTS** | **28** | **250** | **9.0** | **48** | **0** |

| KICKOFF RET. | NO. | YDS. | AVG. | LG | TD |
|---|---|---|---|---|---|
| Milton | 18 | 408 | 22.7 | 74 | 0 |
| Warren | 10 | 227 | 22.7 | 36 | 0 |
| Anderson | 6 | 106 | 17.7 | 25 | 0 |
| Neff | 5 | 190 | 38.0 | 95 | 0 |
| Tucker | 3 | 54 | 18.0 | 25 | 0 |
| Urbanek | 2 | 15 | 7.5 | 10 | 0 |
| Kiick | 1 | 28 | 28.0 | 28 | 0 |
| Lamb | 1 | 24 | 24.0 | 24 | 0 |
| Price | 1 | 22 | 22.0 | 22 | 0 |
| Harper | 1 | 18 | 18.0 | 18 | 0 |
| Richardson | 1 | 1 | 1.0 | 1 | 0 |
| Woodson | 1 | 0 | 0.0 | 0 | 0 |
| Cox | 0 | 41 | – | 41 | 0 |
| **DOLPHINS** | **50** | **1134** | **22.7** | **95** | **0** |
| **OPPONENTS** | **54** | **1108** | **20.5** | **44** | **0** |

| SCORING | Ru | Pa | Rt | PAT | FG | S | 2 | TP |
|---|---|---|---|---|---|---|---|---|
| Noonan | 0 | 11 | 0 | 0 | 0 | 0 | 0 | 66 |
| Keyes | 0 | 0 | 0 | 30/30 | 7/16 | 0 | 0 | 51 |
| Csonka | 6 | 1 | 0 | 0 | 0 | 0 | 0 | 42 |
| Moreau | 0 | 3 | 0 | 6/6 | 1/3 | 0 | 0 | 27 |
| Mitchell | 1 | 3 | 0 | 0 | 0 | 0 | 0 | 24 |
| Kiick | 4 | 0 | 0 | 0 | 0 | 0 | 0 | 24 |
| Anderson | 0 | 0 | 1 | 0 | 0 | 0 | 0 | 6 |
| Emanuel | 0 | 0 | 1 | 0 | 0 | 0 | 0 | 6 |
| Milton | 0 | 1 | 0 | 0 | 0 | 0 | 0 | 6 |
| Griese | 1 | 0 | 0 | 0 | 0 | 0 | 0 | 6 |
| Seiple | 0 | 1 | 0 | 0 | 0 | 0 | 0 | 6 |
| Twilley | 0 | 1 | 0 | 0 | 0 | 0 | 0 | 6 |
| West | 0 | 0 | 1 | 0 | 0 | 0 | 0 | 6 |
| **DOLPHINS** | **12** | **21** | **3** | **36/36** | **8/19** | **0** | **0** | **276** |
| **OPPONENTS** | **19** | **23** | **3** | **44/44** | **12/23** | **2** | **1** | **355** |

| FIELD GOALS | 1-19 | 20-29 | 30-39 | 40-49 | 50+ |
|---|---|---|---|---|---|
| Keyes | 3/3 | 3/5 | 1/4 | 0/4 | 0/0 |
| Moreau | 0/1 | 1/1 | 0/1 | 0/0 | 0/0 |
| **DOLPHINS** | **3/4** | **4/6** | **1/5** | **0/4** | **0/0** |
| **OPPONENTS** | **3/3** | **5/7** | **2/6** | **0/4** | **2/3** |

**TWO-POINT CONVERSIONS**

**DOLPHINS 0-0, OPPONENTS 1-2**

**SACKS**

Branch 11.0, Fernandez 4.0, Bramlett 2.0, Emanuel 2.0, Jacobs 2.0, Riley 2.0, Edmunds 1.0, Nomina 1.0, Richardson 1.0, Woodson 1.0.

**DOLPHINS 27.0, OPPONENTS 52.0**

**USUAL STARTERS**

**OFFENSE**

WR – Karl Noonan (14)
LT – *Doug Crusan (7), Maxie Williams (6), Norm Evans (1)
LG – Charlie Fowler (7), Maxie Williams (6), Billy Neighbors (1)
C – Tom Goode (14)
RG – Billy Neighbors (12), Charlie Fowler (2)
RT – Norm Evans (12), Maxie Williams (2)
TE – Doug Moreau (10), Larry Seiple (2), *Jim Cox (1), *Gene Milton (1)
WR – Howard Twilley (14)
QB – Bob Griese (13), Rick Norton (1)
RB – *Jim Kiick (12), Stan Mitchell (2)
FB – Larry Csonka (9), Jim Kiick (4), Stan Mitchell (1)

**DEFENSE**

LDE – Ed Cooke (12)
LDT – Ray Jacobs (10)
RDT – *John Richardson (8)
RDE – Mel Branch (14)
LLB – Tom Erlandson (6), Jerry Hopkins (6)
MLB – Frank Emanuel (8), Wahoo McDaniel (6)
RLB – John Bramlett (10)
LCB – Jimmy Warren (14)
RCB – Dick Westmoreland (14)
SS – Willie West (6), Pete Jaquess (4)
FS – Bob Neff (9)

* Indicates Rookie

| PASSING | ATT. | COMP. | YDS. | PCT. | TD | INT. | LG | SCK/LST | RATING |
|---|---|---|---|---|---|---|---|---|---|
| Griese | 355 | 186 | 2473 | 52.4 | 21 | 16 | 50 | 43/372 | 75.7 |
| Norton | 41 | 17 | 254 | 41.5 | 0 | 4 | 65 | 7/58 | 32.9 |
| Hammond | 26 | 13 | 116 | 50.0 | 0 | 2 | 25 | 2/11 | 30.3 |
| Kiick | 1 | 0 | 0 | 0.0 | 0 | 0 | 0 | 0/0 | 39.6 |
| **DOLPHINS** | **423** | **216** | **2843** | **51.1** | **21** | **22** | **65** | **52/441** | **67.5** |
| **OPPONENTS** | **342** | **179** | **2904** | **52.3** | **23** | **22** | **80t** | **27/192** | **76.7** |

# 1969 FINAL STATISTICS (3-10-1)

| DATE | OPPONENT | SCORE | W/L | ATT. |
|---|---|---|---|---|
| 9/14 | at Cincinnati | 21-27 | L | 24,487 |
| 9/20 | at Oakland | 17-20 | L | 48,477 |
| 9/28 | at Houston | 10-22 | L | 40,387 |
| 10/4 | OAKLAND | 20-20 | T | 32,668 |
| 10/11 | SAN DIEGO | 14-21 | L | 33,073 |
| 10/19 | at Kansas City | 10-17 | L | 47,038 |
| 10/26 | BUFFALO | 24-6 | W | 39,194 |
| 11/2 | at N.Y. Jets | 31-34 | L | 60,793 |
| 11/9 | at Boston | 17-16 | W | 10,665 |
| 11/16 | at Buffalo | 3-28 | L | 32,344 |
| 11/23 | HOUSTON | 7-32 | L | 27,114 |
| 11/30 | Boston (at Tampa) | 23-38 | L | 27,179 |
| 12/7 | DENVER | 27-24 | W | 24,972 |
| 12/14 | N.Y. JETS | 9-27 | L | 42,148 |

| TEAM STATISTICS | MIA. | OPP. |
|---|---|---|
| TOTAL FIRST DOWNS | 224 | 206 |
| By Rushing | 73 | 66 |
| By Passing | 131 | 126 |
| By Penalty | 20 | 14 |
| TOTAL NET YARDS | 3590 | 4126 |
| Average Per Game | 256.5 | 294.8 |
| Total Plays | 878 | 851 |
| Average Per Play | 4.1 | 4.8 |
| NET YARDS RUSHING | 1513 | 1489 |
| Average Per Game | 108.1 | 106.4 |
| Total Rushes | 401 | 422 |
| NET YARDS PASSING | 2077 | 2637 |
| Average Per Game | 148.4 | 188.4 |
| Tackled/Yards Lost | 53/481 | 28/208 |
| Gross Yards | 2558 | 2845 |
| Attempts/Completions | 424/201 | 404/196 |
| Completion Percentage | 47.4 | 48.5 |
| Had Intercepted | 29 | 18 |
| PUNTS/AVERAGE | 85/40.6 | 80/44.1 |
| PENALTIES/YARDS | 53/631 | 66/840 |
| FUMBLES/BALL LOST | 27/13 | 27/13 |
| TOUCHDOWNS | 28 | 37 |
| By Rushing | 12 | 9 |
| By Passing | 12 | 25 |
| By Returns | 4 | 3 |

| Score by Quarters | 1 | 2 | 3 | 4 | OT | Total |
|---|---|---|---|---|---|---|
| DOLPHINS | 60 | 79 | 33 | 61 | – | 233 |
| OPPONENTS | 71 | 97 | 59 | 105 | – | 332 |

| RUSHING | NO. | YDS. | AVG. | LG | TD |
|---|---|---|---|---|---|
| Kiick | 180 | 575 | 3.2 | 27 | 9 |
| Csonka | 131 | 566 | 4.3 | 54t | 2 |
| Morris | 23 | 110 | 4.8 | 37 | 1 |
| Griese | 21 | 102 | 4.9 | 22 | 0 |
| Mitchell | 28 | 80 | 2.9 | 12 | 0 |
| Milton | 7 | 62 | 8.9 | 27 | 0 |
| Norton | 8 | 16 | 2.0 | 9 | 0 |
| Hines | 1 | 7 | 7.0 | 7 | 0 |
| Seiple | 1 | 6 | 6.0 | 6 | 0 |
| Noonan | 1 | -11 | -11.0 | -11 | 0 |
| **DOLPHINS** | **401** | **1513** | **3.8** | **54t** | **12** |
| **OPPONENTS** | **422** | **1489** | **3.5** | **80t** | **9** |

| RECEIVING | NO. | YDS. | AVG. | LG | TD |
|---|---|---|---|---|---|
| Seiple | 41 | 577 | 14.1 | 41t | 5 |
| Kiick | 29 | 443 | 15.3 | 53t | 1 |
| Noonan | 29 | 307 | 10.6 | 27 | 3 |
| Clancy | 21 | 289 | 13.8 | 50 | 1 |
| Csonka | 21 | 183 | 8.7 | 42 | 1 |
| Milton | 12 | 179 | 14.9 | 49 | 0 |
| Twilley | 10 | 158 | 15.8 | 33 | 1 |
| Moreau | 10 | 136 | 13.6 | 35 | 0 |
| Mitchell | 10 | 125 | 12.5 | 34 | 0 |
| Morris | 6 | 65 | 10.8 | 29 | 0 |
| Boutwell | 4 | 29 | 7.3 | 12 | 0 |
| Mertens | 2 | 26 | 13.0 | 15 | 0 |
| Hines | 2 | 23 | 11.5 | 22 | 0 |
| Pryor | 2 | -3 | -1.5 | 0 | 0 |
| Darnall | 1 | 13 | 13.0 | 13 | 0 |
| Anderson | 1 | 8 | 8.0 | 8 | 0 |
| **DOLPHINS** | **201** | **2558** | **12.7** | **53t** | **12** |
| **OPPONENTS** | **196** | **2845** | **14.5** | **93t** | **25** |

| INTERCEPTIONS | NO. | YDS. | AVG. | LG | TD |
|---|---|---|---|---|---|
| Mumphord | 5 | 102 | 20.4 | 51 | 0 |
| Anderson | 3 | 106 | 35.3 | 40 | 0 |
| Buoniconti | 3 | 27 | 9.0 | 24 | 0 |
| Weisacosky | 3 | 10 | 3.3 | 7 | 0 |
| Stanfill | 2 | 32 | 16.0 | 17t | 2 |
| Patrella | 1 | 33 | 33.0 | 33 | 0 |
| Beier | 1 | 7 | 7.0 | 7 | 0 |
| **DOLPHINS** | **18** | **317** | **17.6** | **51** | **2** |
| **OPPONENTS** | **29** | **596** | **20.6** | **76t** | **3** |

| PUNTING | NO. | YDS. | AVG. | LG | BK |
|---|---|---|---|---|---|
| Seiple | 80 | 3263 | 40.8 | 66 | 2 |
| Anderson | 5 | 188 | 37.6 | 49 | 0 |
| **DOLPHINS** | **85** | **3451** | **40.6** | **66** | **2** |
| **OPPONENTS** | **80** | **3526** | **44.1** | **61** | **0** |

| PUNT RET. | NO. | YDS. | AVG. | LG | TD |
|---|---|---|---|---|---|
| Morris | 25 | 172 | 6.9 | 38 | 0 |
| Anderson | 12 | 82 | 6.8 | 29 | 0 |
| Beier | 5 | 8 | 1.6 | 9 | 0 |
| Milton | 1 | 4 | 4.0 | 4 | 0 |
| Twilley | 1 | 0 | 0.0 | 0 | 0 |
| McCullers | 1 | 0 | 0.0 | 0 | 0 |
| **DOLPHINS** | **45** | **266** | **5.9** | **38** | **0** |
| **OPPONENTS** | **30** | **130** | **4.3** | **22** | **0** |

| KICKOFF RET. | NO. | YDS. | AVG. | LG | TD |
|---|---|---|---|---|---|
| Morris | 43 | 1136 | 26.4 | 105t | 1 |
| Milton | 8 | 166 | 20.8 | 37 | 0 |
| Beier | 4 | 58 | 14.5 | 17 | 0 |
| Mertens | 2 | 1 | 0.5 | 1 | 0 |
| Hines | 1 | 22 | 22.0 | 22 | 0 |
| Mumphord | 1 | 0 | 0.0 | 0 | 0 |
| Warren | 1 | 0 | 0.0 | 0 | 0 |
| **DOLPHINS** | **60** | **1383** | **23.1** | **105t** | **1** |
| **OPPONENTS** | **47** | **1073** | **22.8** | **73** | **0** |

| SCORING | Ru | Pa | Rt | PAT | FG | S | 2 | TP |
|---|---|---|---|---|---|---|---|---|
| Kremser | 0 | 0 | 0 | 26/27 | 13/22 | 0 | 0 | 65 |
| Kiick | 9 | 1 | 0 | 0 | 0 | 0 | 0 | 60 |
| Seiple | 0 | 5 | 0 | 0 | 0 | 0 | 0 | 30 |
| Csonka | 2 | 1 | 0 | 0 | 0 | 0 | 0 | 18 |
| Noonan | 0 | 3 | 0 | 0 | 0 | 0 | 0 | 18 |
| Morris | 1 | 0 | 1 | 0 | 0 | 0 | 0 | 12 |
| Stanfill | 0 | 0 | 2 | 0 | 0 | 0 | 0 | 12 |
| Clancy | 0 | 1 | 0 | 0 | 0 | 0 | 0 | 6 |
| Milton | 0 | 0 | 1 | 0 | 0 | 0 | 0 | 6 |
| Twilley | 0 | 1 | 0 | 0 | 0 | 0 | 0 | 6 |
| **DOLPHINS** | **12** | **12** | **4** | **26/27** | **13/22** | **0** | **0** | **233** |
| **OPPONENTS** | **9** | **25** | **3** | **32/33** | **24/36** | **0** | **1** | **332** |

| FIELD GOALS | 1-19 | 20-29 | 30-39 | 40-49 | 50+ |
|---|---|---|---|---|---|
| Kremser | 4/4 | 4/4 | 5/9 | 0/5 | 0/0 |
| **DOLPHINS** | **4/4** | **4/4** | **5/9** | **0/5** | **0/0** |
| **OPPONENTS** | **9/10** | **5/9** | **7/10** | **3/5** | **0/2** |

**TWO-POINT CONVERSIONS**

**DOLPHINS 0-1, OPPONENTS 1-4**

**SACKS**

Stanfill 8.0, Edmunds 5.0, Fernandez 4.0, Richardson 3.0, Riley 3.0, Buoniconti 2.0, Weisacosky 2.0, McCullers 1.0.

**DOLPHINS 28.0, OPPONENTS 53.0**

**USUAL STARTERS**

**OFFENSE**

WR – Jack Clancy (7), Gene Milton (6), Howard Twilley (1)
LT – Doug Crusan (14)
LG – Maxie Williams (12), Larry Little (2)
C – Tom Goode (14)
RG – Larry Little (8), Billy Neighbors (6)
RT – Norm Evans (12), John Boynton (2)
TE – Larry Seiple (8), Doug Moreau (5), *Jim Mertens (1)
WR – Karl Noonan (13), Jimmy Hines (1)
QB – Bob Griese (9), Rick Norton (5)
RB – Jim Kiick (14)
FB – Larry Csonka (11), Stan Mitchell (3)

**DEFENSE**

LDE – Jim Riley (14)
LDT – Manny Fernandez (13), *Bob Heinz (1)
RDT – John Richardson (14)
RDE – *Bill Stanfill (13), *Norm McBride (1)
LLB – Randall Edmunds (14)
MLB – Nick Buoniconti (13), Frank Emanuel (1)
RLB – Ed Weisacosky (14)
LCB – Jimmy Warren (13), *Lloyd Mumphord (1)
RCB – *Lloyd Mumphord (8), Dick Westmorland (5), Bob Petrella (1)
SS – Tom Beier (7), Bob Petrella (7)
FS – Dick Anderson (14)

* Indicates Rookie

| PASSING | ATT. | COMP. | YDS. | PCT. | TD | INT. | LG | SCK/LST | RATING |
|---|---|---|---|---|---|---|---|---|---|
| Griese | 252 | 121 | 1695 | 48.0 | 10 | 16 | 53t | 33/289 | 56.9 |
| Norton | 148 | 65 | 709 | 43.9 | 2 | 11 | 29 | 18/175 | 32.2 |
| Stofa | 23 | 14 | 146 | 60.9 | 0 | 2 | 42 | 2/17 | 43.0 |
| Seiple | 1 | 1 | 8 | 100.0 | 0 | 0 | 8 | 0/0 | 118.8 |
| **DOLPHINS** | **424** | **201** | **2077** | **47.4** | **12** | **29** | **53t** | **53/481** | **42.9** |
| **OPPONENTS** | **404** | **196** | **2637** | **48.5** | **25** | **18** | **93t** | **28/208** | **71.8** |

# 1970 FINAL STATISTICS (10-4)

| DATE | OPPONENT | SCORE | W/L | ATT. |
|---|---|---|---|---|
| 9/20 | at Boston | 14-27 | L | 27,265 |
| 9/27 | at Houston | 20-10 | W | 38,779 |
| 10/3 | OAKLAND | 20-13 | W | 54,412 |
| 10/10 | at N.Y. Jets | 20-6 | W | 61,801 |
| 10/18 | at Buffalo | 33-14 | W | 40,820 |
| 10/25 | CLEVELAND | 0-28 | L | 70,872 |
| 11/1 | at Baltimore | 0-35 | L | 59,305 |
| 11/8 | at Philadelphia | 17-24 | L | 53,149 |
| 11/15 | NEW?ORLEANS | 21-10 | W | 41,557 |
| 11/22 | BALTIMORE | 34-17 | W | 63,362 |
| 11/30 | at Atlanta | 20-7 | W | 53,303 |
| 12/6 | BOSTON | 37-20 | W | 46,370 |
| 12/13 | N.Y. JETS | 16-10 | W | 71,892 |
| 12/20 | BUFFALO | 45-7 | W | 64,957 |

| TEAM STATISTICS | MIA. | OPP. |
|---|---|---|
| TOTAL FIRST DOWNS | 228 | 226 |
| By Rushing | 106 | 82 |
| By Passing | 100 | 128 |
| By Penalty | 22 | 16 |
| TOTAL NET YARDS | 4039 | 4004 |
| Average Per Game | 288.5 | 286.0 |
| Total Plays | 827 | 808 |
| Average Per Play | 4.9 | 5.0 |
| NET YARDS RUSHING | 2082 | 1453 |
| Average Per Game | 148.7 | 103.8 |
| Total Rushes | 492 | 387 |
| NET YARDS PASSING | 1957 | 2551 |
| Average Per Game | 139.8 | 182.2 |
| Tackled/Yards Lost | 36/327 | 16/157 |
| Gross Yards | 2284 | 2708 |
| Attempts/Completions | 299/159 | 403/234 |
| Completion Percentage | 53.2 | 58.0 |
| Had Intercepted | 19 | 23 |
| PUNTS/AVERAGE | 58/41.2 | 63/41.7 |
| PENALTIES/YARDS | 77/834 | 68/704 |
| FUMBLES/BALL LOST | 24/11 | 24/15 |
| TOUCHDOWNS | 33 | 28 |
| By Rushing | 14 | 8 |
| By Passing | 15 | 17 |
| By Returns | 4 | 3 |

| Score by Quarters | 1 | 2 | 3 | 4 | OT | Total |
|---|---|---|---|---|---|---|
| DOLPHINS | 82 | 84 | 45 | 86 | – | 297 |
| OPPONENTS | 35 | 85 | 45 | 63 | – | 228 |

| RUSHING | NO. | YDS. | AVG. | LG | TD |
|---|---|---|---|---|---|
| Csonka | 193 | 874 | 4.5 | 53 | 6 |
| Kiick | 191 | 658 | 3.4 | 56 | 6 |
| Morris | 60 | 409 | 6.8 | 40 | 0 |
| Griese | 26 | 89 | 3.4 | 16 | 2 |
| Mitchell | 8 | 23 | 2.9 | 9 | 0 |
| Seiple | 2 | 21 | 10.5 | 24 | 0 |
| Warfield | 2 | 13 | 6.5 | 16 | 0 |
| Stofa | 2 | 5 | 2.5 | 4 | 0 |
| Pryor | 2 | 0 | 0.0 | 0 | 0 |
| Ginn | 5 | -1 | -0.2 | 8 | 0 |
| Noonan | 1 | -9 | -9.0 | -9 | 0 |
| **DOLPHINS** | **492** | **2082** | **4.2** | **56** | **14** |
| **OPPONENTS** | **387** | **1453** | **3.8** | **26** | **8** |

| RECEIVING | NO. | YDS. | AVG. | LG | TD |
|---|---|---|---|---|---|
| Kiick | 42 | 497 | 11.8 | 47 | 0 |
| Warfield | 28 | 703 | 25.1 | 54 | 6 |
| Twilley | 22 | 281 | 12.8 | 23t | 5 |
| Fleming | 18 | 205 | 11.4 | 36t | 0 |
| Morris | 12 | 149 | 12.4 | 50 | 0 |
| Csonka | 11 | 94 | 8.5 | 54 | 0 |
| Noonan | 10 | 186 | 18.6 | 51t | 1 |
| W. Richardson | 7 | 67 | 9.6 | 27 | 1 |
| Mitchell | 6 | 85 | 14.2 | 36t | 1 |
| Seiple | 2 | 14 | 7.0 | 7 | 0 |
| Mandich | 1 | 3 | 3.0 | 3t | 1 |
| **DOLPHINS** | **159** | **2284** | **14.4** | **54** | **15** |
| **OPPONENTS** | **234** | **2708** | **11.6** | **46** | **17** |

| INTERCEPTIONS | NO. | YDS. | AVG. | LG | TD |
|---|---|---|---|---|---|
| Anderson | 8 | 191 | 23.9 | 86 | 0 |
| Scott | 5 | 112 | 22.4 | 47 | 0 |
| Mumphord | 5 | 35 | 7.0 | 32t | 1 |
| Johnson | 3 | 29 | 9.7 | 21 | 0 |
| Brown | 1 | 32 | 32.0 | 32 | 0 |
| Davis | 1 | 15 | 15.0 | 15 | 0 |
| **DOLPHINS** | **23** | **414** | **18.0** | **86** | **1** |
| **OPPONENTS** | **19** | **258** | **13.6** | **56t** | **1** |

| PUNTING | NO. | YDS. | AVG. | LG | BK |
|---|---|---|---|---|---|
| Seiple | 58 | 2392 | 41.2 | 67 | 0 |
| **DOLPHINS** | **58** | **2392** | **41.2** | **67** | **0** |
| **OPPONENTS** | **63** | **2624** | **41.7** | **62** | **0** |

| PUNT RET. | NO. | YDS. | AVG. | LG | TD |
|---|---|---|---|---|---|
| Scott | 27 | 290 | 10.7 | 77t | 1 |
| Morris | 2 | -1 | -0.5 | 00 | 0 |
| Anderson | 1 | 6 | 6.0 | 06 | 0 |
| **DOLPHINS** | **30** | **295** | **9.8** | **77t** | **1** |
| **OPPONENTS** | **21** | **241** | **12.1** | **80t** | **1** |

| KICKOFF RET. | NO. | YDS. | AVG. | LG | TD |
|---|---|---|---|---|---|
| Morris | 28 | 812 | 29.0 | 96t | 1 |
| Ginn | 5 | 59 | 11.8 | 26 | 0 |
| Scott | 4 | 117 | 29.3 | 42 | 0 |
| Mitchell | 4 | 35 | 8.8 | 17 | 0 |
| Seiple | 2 | 5 | 2.5 | 03 | 0 |
| Mandich | 2 | 0 | 0.0 | 00 | 0 |
| Anderson | 1 | 8 | 8.0 | 08 | 0 |
| Foley | 1 | 0 | 0.0 | 00 | 0 |
| Brown | 1 | 0 | 0.0 | 00 | 0 |
| **DOLPHINS** | **48** | **1036** | **21.6** | **96t** | **1** |
| **OPPONENTS** | **55** | **1142** | **20.8** | **99t** | **1** |

| SCORING | Ru | Pa | Rt | PAT | FG | S | 2 | TP |
|---|---|---|---|---|---|---|---|---|
| Yepremian | 0 | 0 | 0 | 31/31 | 22/29 | 0 | 0 | 97 |
| Warfield | 0 | 6 | 0 | 0 | 0 | 0 | 0 | 36 |
| Csonka | 6 | 0 | 0 | 0 | 0 | 0 | 0 | 36 |
| Kiick | 6 | 0 | 0 | 0 | 0 | 0 | 0 | 36 |
| Twilley | 0 | 5 | 0 | 0 | 0 | 0 | 0 | 30 |
| Griese | 2 | 0 | 0 | 0 | 0 | 0 | 0 | 12 |
| Mumphord | 0 | 0 | 2 | 0 | 0 | 0 | 0 | 12 |
| Mandich | 0 | 1 | 0 | 0 | 0 | 0 | 0 | 6 |
| Noonan | 0 | 1 | 0 | 0 | 0 | 0 | 0 | 6 |
| W. Richardson | 0 | 1 | 0 | 0 | 0 | 0 | 0 | 6 |
| Scott | 0 | 0 | 1 | 0 | 0 | 0 | 0 | 6 |
| Morris | 0 | 0 | 1 | 0 | 0 | 0 | 0 | 6 |
| Mitchell | 0 | 1 | 0 | 0 | 0 | 0 | 0 | 6 |
| Kremser | 0 | 0 | 0 | 2/2 | 0/1 | 0 | 0 | 2 |
| **DOLPHINS** | **14** | **15** | **4** | **33/33** | **22/30** | **0** | **0** | **297** |
| **OPPONENTS** | **8** | **17** | **3** | **27/28** | **11/22** | **0** | **0** | **228** |

| FIELD GOALS | 1-19 | 20-29 | 30-39 | 40-49 | 50+ |
|---|---|---|---|---|---|
| Yepremian | 4/4 | 2/3 | 5/6 | 11/15 | 0/1 |
| Kremser | 0/0 | 0/1 | 0/0 | 0/0 | 0/0 |
| **DOLPHINS** | **4/4** | **2/4** | **5/6** | **11/15** | **0/1** |
| **OPPONENTS** | **5/5** | **3/4** | **2/3** | **1/8** | **0/3** |

### SACKS

Stanfill 6.0, Fernandez 4.5, J. Richardson 2.5, Riley 2.0, Anderson 1.0.

**DOLPHINS 16.0, OPPONENTS 36.0**

### USUAL STARTERS

#### OFFENSE

WR – Paul Warfield (11), Karl Noonan (3)
LT – Doug Crusan (14)
LG – Maxie Williams (9), Bob Kuechenberg (5)
C – Bob DeMarco (11), Carl Mauck (3)
RG – Larry Little (14)
RT – Norm Evans (14)
WR – Howard Twilley (13), Willie Richardson (1)
TE – Marv Fleming (14)
QB – Bob Griese (14)
RB – Jim Kiick (14)
FB – Larry Csonka (14)

#### DEFENSE

LDE – Jim Riley (14)
LDT – Manny Fernandez (12), Frank Cornish (1), Bob Heinz (1)
RDT – John Richardson (14)
RDE – Bill Stanfill (14)
LLB – Doug Swift (8), Ted Davis (6)
MLB – Nick Buoniconti (14)
RLB – *Mike Kolen (14)
LCB – *Curtis Johnson (14)
RCB – Lloyd Mumphord (14)
SS – Dick Anderson (13), *Jake Scott (1)
FS – *Jake Scott (13), Dick Anderson (1)

* Indicates Rookie

| PASSING | ATT. | COMP. | YDS. | PCT. | TD | INT. | LG | SCK/LST | RATING |
|---|---|---|---|---|---|---|---|---|---|
| Griese | 245 | 142 | 2019 | 58.0 | 12 | 17 | 54 | 31/282 | 72.1 |
| Stofa | 53 | 16 | 240 | 30.2 | 3 | 2 | 52t | 5/45 | 49.3 |
| Kiick | 1 | 1 | 25 | 100.0 | 0 | 0 | 25 | 0/0 | 118.8 |
| **DOLPHINS** | **299** | **159** | **2284** | **53.2** | **15** | **19** | **54** | **36/327** | **68.5** |
| **OPPONENTS** | **403** | **234** | **2708** | **58.0** | **17** | **22** | **46** | **16/157** | **69.8** |

# 1971 FINAL STATISTICS (10-3-1)

| DATE | OPPONENT | SCORE | W/L | ATT. |
|---|---|---|---|---|
| 9/19 | at Denver | 10-10 | T | 50,499 |
| 9/26 | at Buffalo | 29-14 | W | 44,626 |
| 10/3 | N.Y. JETS | 10-14 | L | 67,161 |
| 10/10 | at Cincinnati | 23-13 | W | 59,090 |
| 10/17 | NEW ENGLAND | 41-3 | W | 56,222 |
| 10/24 | at N.Y. Jets | 30-14 | W | 61,170 |
| 10/31 | at Los Angeles | 20-14 | W | 68,386 |
| 11/7 | BUFFALO | 34-0 | W | 57,748 |
| 11/14 | PITTSBURGH | 24-21 | W | 63,178 |
| 11/21 | BALTIMORE | 17-14 | W | 73,063 |
| 11/29 | CHICAGO | 34-3 | W | 73,071 |
| 12/5 | at New England | 13-34 | L | 60,110 |
| 12/11 | at Baltimore | 3-14 | L | 59,293 |
| 12/19 | GREEN BAY | 27-6 | W | 74,215 |

| TEAM STATISTICS | MIA. | OPP. |
|---|---|---|
| TOTAL FIRST DOWNS | 232 | 214 |
| By Rushing | 121 | 93 |
| By Passing | 94 | 111 |
| By Penalty | 17 | 10 |
| TOTAL NET YARDS | 4412 | 3661 |
| Average Per Game | 315.1 | 261.5 |
| Total Plays | 803 | 791 |
| Average Per Play | 5.4 | 4.7 |
| NET YARDS RUSHING | 2429 | 1661 |
| Average Per Game | 173.5 | 118.6 |
| Total Rushes | 486 | 403 |
| NET YARDS PASSING | 1983 | 2000 |
| Average Per Game | 141.6 | 142.9 |
| Tackled/Yards Lost | 25/265 | 35/293 |
| Gross Yards | 2248 | 2293 |
| Attempts/Completions | 293/156 | 363/206 |
| Completion Percentage | 53.2 | 56.7 |
| Had Intercepted | 10 | 17 |
| PUNTS/AVERAGE | 52/40.1 | 72/40.7 |
| PENALTIES/YARDS | 65/632 | 64/561 |
| FUMBLES/BALL LOST | 22/13 | 38/14 |
| TOUCHDOWNS | 33 | 21 |
| By Rushing | 11 | 10 |
| By Passing | 20 | 10 |
| By Returns | 2 | 1 |

| Score by Quarters | 1 | 2 | 3 | 4 | OT | Total |
|---|---|---|---|---|---|---|
| DOLPHINS | 81 | 76 | 79 | 79 | – | 315 |
| OPPONENTS | 65 | 23 | 44 | 42 | – | 174 |

| RUSHING | NO. | YDS. | AVG. | LG | TD |
|---|---|---|---|---|---|
| Csonka | 195 | 1051 | 5.4 | 28 | 7 |
| Kiick | 162 | 738 | 4.6 | 34 | 3 |
| Morris | 57 | 315 | 5.5 | 51 | 1 |
| Warfield | 9 | 115 | 12.8 | 39 | 0 |
| Ginn | 22 | 97 | 4.4 | 46 | 0 |
| Griese | 26 | 82 | 3.2 | 21 | 0 |
| Leigh | 5 | 15 | 3.0 | 7 | 0 |
| Seiple | 1 | 14 | 14.0 | 14 | 0 |
| Cole | 3 | 11 | 3.7 | 4 | 0 |
| Mira | 6 | -9 | -1.5 | 0 | 0 |
| **DOLPHINS** | **486** | **2429** | **4.9** | **51** | **11** |
| **OPPONENTS** | **403** | **1661** | **4.1** | **46** | **10** |

| RECEIVING | NO. | YDS. | AVG. | LG | TD |
|---|---|---|---|---|---|
| Warfield | 43 | 996 | 23.2 | 86t | 11 |
| Kiick | 40 | 338 | 8.5 | 27 | 0 |
| Twilley | 23 | 349 | 15.2 | 41 | 4 |
| Fleming | 13 | 137 | 10.5 | 23 | 2 |
| Csonka | 13 | 113 | 8.7 | 25 | 1 |
| Noonan | 10 | 180 | 18.0 | 43 | 0 |
| Stowe | 5 | 68 | 13.6 | 21 | 1 |
| Morris | 5 | 16 | 3.2 | 11 | 0 |
| Mandich | 3 | 19 | 6.3 | 10 | 1 |
| Seiple | 1 | 32 | 32.0 | 32 | 0 |
| **DOLPHINS** | **156** | **2248** | **14.4** | **86t** | **20** |
| **OPPONENTS** | **206** | **2293** | **11.1** | **51** | **10** |

| INTERCEPTIONS | NO. | YDS. | AVG. | LG | TD |
|---|---|---|---|---|---|
| Scott | 7 | 34 | 4.9 | 21 | 0 |
| Foley | 4 | 14 | 3.5 | 18 | 0 |
| Johnson | 2 | 34 | 17.0 | 34 | 0 |
| Anderson | 2 | 33 | 16.5 | 33 | 0 |
| Buoniconti | 1 | 16 | 16.0 | 16 | 0 |
| Swift | 1 | 12 | 12.0 | 12 | 0 |
| **DOLPHINS** | **17** | **143** | **9.0** | **34** | **0** |
| **OPPONENTS** | **10** | **166** | **16.6** | **53t** | **1** |

| PUNTING | NO. | YDS. | AVG. | LG | BK |
|---|---|---|---|---|---|
| Seiple | 52 | 2087 | 40.1 | 73 | 1 |
| **DOLPHINS** | **52** | **2087** | **40.1** | **73** | **1** |
| **OPPONENTS** | **72** | **2935** | **40.4** | **58** | **0** |

| PUNT RET. | NO. | YDS. | AVG. | LG | TD |
|---|---|---|---|---|---|
| Scott | 33 | 318 | 9.6 | 31 | 0 |
| Anderson | 8 | 114 | 14.3 | 47 | 0 |
| **DOLPHINS** | **41** | **432** | **10.5** | **47** | **0** |
| **OPPONENTS** | **26** | **106** | **4.1** | **29** | **0** |

| KICKOFF RET. | NO. | YDS. | AVG. | LG | TD |
|---|---|---|---|---|---|
| Morris | 15 | 423 | 28.2 | 94t | 1 |
| Ginn | 10 | 252 | 25.2 | 35 | 0 |
| Leigh | 4 | 99 | 24.8 | 31 | 0 |
| Matheson | 3 | 32 | 10.7 | 16 | 0 |
| **DOLPHINS** | **32** | **806** | **25.2** | **94t** | **1** |
| **OPPONENTS** | **59** | **1180** | **20.0** | **35** | **0** |

| SCORING | Ru | Pa | Rt | PAT | FG | S | 2 | TP |
|---|---|---|---|---|---|---|---|---|
| Yepremian | 0 | 0 | 0 | 33/33 | 28/40 | 0 | 0 | 117 |
| Warfield | 0 | 11 | 0 | 0 | 0 | 0 | 0 | 66 |
| Csonka | 7 | 1 | 0 | 0 | 0 | 0 | 0 | 48 |
| Twilley | 0 | 4 | 0 | 0 | 0 | 0 | 0 | 24 |
| Kiick | 3 | 0 | 0 | 0 | 0 | 0 | 0 | 18 |
| Fleming | 0 | 2 | 0 | 0 | 0 | 0 | 0 | 12 |
| Morris | 1 | 0 | 1 | 0 | 0 | 0 | 0 | 12 |
| Johnson | 0 | 0 | 1 | 0 | 0 | 0 | 0 | 6 |
| Mandich | 0 | 1 | 0 | 0 | 0 | 0 | 0 | 6 |
| Stowe | 0 | 1 | 0 | 0 | 0 | 0 | 0 | 6 |
| **DOLPHINS** | **11** | **20** | **2** | **33/33** | **28/40** | **0** | **0** | **315** |
| **OPPONENTS** | **10** | **10** | **1** | **21/21** | **9/21** | **0** | **0** | **174** |

| FIELD GOALS | 1-19 | 20-29 | 30-39 | 40-49 | 50+ |
|---|---|---|---|---|---|
| Yepremian | 7/7 | 8/8 | 6/11 | 7/12 | 0/2 |
| **DOLPHINS** | **7/7** | **8/8** | **6/11** | **7/12** | **0/2** |
| **OPPONENTS** | **5/5** | **1/4** | **2/2** | **0/6** | **1/4** |

**SACKS**

Fernandez 8.0, Riley 7.5, Stanfill 6.5, Heinz 5.0, Cornish 2.0, Swift 2.0, Anderson 1.0, Buoniconti 1.0, Den Herder 1.0, Powell 1.0.

**DOLPHINS 35.0, OPPONENTS 25.0**

**USUAL STARTERS**

**OFFENSE**

WR – Paul Warfield (14)
LT – Doug Crusan (14)
LG – Bob Kuechenberg (14)
C – Bob DeMarco (14)
RG – Larry Little (14)
RT – Norm Evans (14)
TE – Marv Fleming (13), Jim Mandich (1)
WR – Howard Twilley (12), *Otto Stowe (2)
QB – Bob Griese (13), George Mira (1)
RB – Jim Kiick (11), Mercury Morris (3)
FB – Larry Csonka (14)

**DEFENSE**

LDE – Jim Riley (13), Bob Heinz (1)
LDT – Manny Fernandez (14)
RDT – Bob Heinz (7), John Richardson (5), Frank Cornish (2)
RDE – Bob Stanfill (12), Bob Heinz (2)
LLB – Doug Swift (14)
MLB – Nick Buoniconti (14)
RLB – Mike Kolen (10), Jesse Powell (3), Bob Matheson (1)
LCB – Tim Foley (14)
RCB – Curtis Johnson (10), Lloyd Mumphord (4)
SS – Dick Anderson (14)
FS – Jake Scott (14)

* Indicates Rookie

| PASSING | ATT. | COMP. | YDS. | PCT. | TD | INT. | LG | SCK/LST | RATING |
|---|---|---|---|---|---|---|---|---|---|
| Griese | 263 | 145 | 2089 | 55.1 | 19 | 9 | 86t | 23/248 | 90.9 |
| Mira | 30 | 11 | 159 | 36.7 | 1 | 1 | 43 | 2/17 | 51.9 |
| **DOLPHINS** | **293** | **156** | **2248** | **53.2** | **20** | **10** | **86t** | **25/265** | **87.0** |
| **OPPONENTS** | **363** | **206** | **2293** | **56.8** | **10** | **17** | **51** | **35/293** | **65.4** |

# 1972 FINAL STATISTICS (14-0)

| DATE | OPPONENT | SCORE | W/L | ATT. |
|---|---|---|---|---|
| 9/17 | at Kansas City | 20-10 | W | 78,736 |
| 9/24 | HOUSTON | 34-13 | W | 75,069 |
| 10/1 | at Minnesota | 16-14 | W | 45,766 |
| 10/8 | at N.Y. Jets | 27-17 | W | 61,720 |
| 10/15 | SAN DIEGO | 24-10 | W | 78,212 |
| 10/22 | BUFFALO | 24-23 | W | 78,175 |
| 10/29 | at Baltimore | 23-0 | W | 59,303 |
| 11/5 | at Buffalo | 30-16 | W | 45,659 |
| 11/12 | NEW ENGLAND | 52-0 | W | 78,148 |
| 11/19 | N.Y. JETS | 28-24 | W | 78,166 |
| 11/27 | ST. LOUIS | 31-10 | W | 78,190 |
| 12/3 | at New England | 37-21 | W | 60,144 |
| 12/10 | at N.Y. Giants | 23-13 | W | 62,728 |
| 12/16 | BALTIMORE | 16-0 | W | 78,202 |

| TEAM STATISTICS | MIA. | OPP. |
|---|---|---|
| TOTAL FIRST DOWNS | 291 | 186 |
| By Rushing | 170 | 76 |
| By Passing | 102 | 96 |
| By Penalty | 19 | 14 |
| TOTAL NET YARDS | 5036 | 3297 |
| Average Per Game | 359.1 | 235.5 |
| Total Plays | 893 | 771 |
| Average Per Play | 5.6 | 4.3 |
| NET YARDS RUSHING | 2960 | 1548 |
| Average Per Game | 210.8 | 110.6 |
| Total Rushes | 613 | 389 |
| NET YARDS PASSING | 2076 | 1749 |
| Average Per Game | 148.3 | 124.9 |
| Tackled/Yards Lost | 21/159 | 34/280 |
| Gross Yards | 2235 | 2029 |
| Attempts/Completions | 259/144 | 348/178 |
| Completion Percentage | 55.6 | 51.1 |
| Had Intercepted | 12 | 26 |
| PUNTS/AVERAGE | 44/39.4 | 67/41.8 |
| PENALTIES/YARDS | 68/714 | 70/659 |
| FUMBLES/BALL LOST | 25/16 | 32/20 |
| TOUCHDOWNS | 45 | 21 |
| By Rushing | 26 | 8 |
| By Passing | 17 | 10 |
| By Returns | 2 | 3 |

| Score by Quarters | 1 | 2 | 3 | 4 | OT | Total |
|---|---|---|---|---|---|---|
| DOLPHINS | 94 | 108 | 98 | 85 | – | 385 |
| OPPONENTS | 36 | 47 | 29 | 59 | – | 171 |

| RUSHING | NO. | YDS. | AVG. | LG | TD |
|---|---|---|---|---|---|
| Csonka | 213 | 1117 | 5.2 | 45 | 6 |
| Morris | 190 | 1000 | 5.3 | 33 | 12 |
| Kiick | 137 | 521 | 3.8 | 26 | 5 |
| Ginn | 27 | 142 | 5.3 | 22 | 1 |
| Leigh | 21 | 79 | 3.8 | 10 | 0 |
| Morrall | 17 | 67 | 3.9 | 31t | 1 |
| Warfield | 4 | 23 | 5.8 | 21 | 0 |
| Griese | 3 | 11 | 3.7 | 5 | 1 |
| Del Gaizo | 1 | 0 | 0.0 | 0 | 0 |
| **DOLPHINS** | **613** | **2960** | **4.8** | **45** | **26** |
| **OPPONENTS** | **389** | **1548** | **4.0** | **40** | **8** |

| RECEIVING | NO. | YDS. | AVG. | LG | TD |
|---|---|---|---|---|---|
| Warfield | 29 | 606 | 20.9 | 47 | 3 |
| Kiick | 21 | 147 | 7.0 | 15 | 1 |
| Twilley | 20 | 364 | 18.2 | 44 | 3 |
| Briscoe | 16 | 279 | 17.4 | 51t | 4 |
| Morris | 15 | 168 | 11.2 | 34 | 0 |
| Stowe | 13 | 276 | 21.2 | 49 | 2 |
| Fleming | 13 | 156 | 12.0 | 31 | 1 |
| Mandich | 11 | 168 | 15.3 | 39 | 3 |
| Csonka | 5 | 48 | 9.6 | 14 | 0 |
| Ginn | 1 | 23 | 23.0 | 23 | 0 |
| **DOLPHINS** | **144** | **2235** | **15.5** | **51t** | **17** |
| **OPPONENTS** | **178** | **2029** | **11.4** | **82t** | **10** |

| INTERCEPTIONS | NO. | YDS. | AVG. | LG | TD |
|---|---|---|---|---|---|
| Scott | 5 | 73 | 14.6 | 31 | 0 |
| Mumphord | 4 | 50 | 12.5 | 28t | 1 |
| Anderson | 3 | 34 | 11.3 | 22 | 0 |
| Foley | 3 | 25 | 8.3 | 15 | 0 |
| Johnson | 3 | 20 | 6.7 | 13 | 0 |
| Swift | 3 | 5 | 1.7 | 4 | 0 |
| Buoniconti | 2 | 17 | 8.5 | 10 | 0 |
| Babb | 1 | 24 | 24.0 | 24 | 0 |
| Den Herder | 1 | 24 | 24.0 | 24 | 0 |
| Kolen | 1 | 14 | 14.0 | 14 | 0 |
| **DOLPHINS** | **26** | **286** | **11.0** | **31** | **1** |
| **OPPONENTS** | **12** | **249** | **20.8** | **43** | **2** |

| PUNTING | NO. | YDS. | AVG. | LG | BK |
|---|---|---|---|---|---|
| Seiple | 36 | 1437 | 39.9 | 54 | 0 |
| Lothridge | 4 | 150 | 37.5 | 42 | 0 |
| Anderson | 4 | 147 | 36.8 | 45 | 0 |
| **DOLPHINS** | **44** | **1734** | **39.4** | **54** | **0** |
| **OPPONENTS** | **63** | **2613** | **41.8** | **67** | **2** |

| PUNT RET. | NO. | YDS. | AVG. | LG | TD |
|---|---|---|---|---|---|
| Leigh | 22 | 210 | 9.5 | 27 | 0 |
| Scott | 13 | 100 | 7.7 | 15 | 0 |
| Anderson | 5 | 19 | 3.8 | 17 | 0 |
| **DOLPHINS** | **40** | **329** | **8.2** | **27** | **0** |
| **OPPONENTS** | **17** | **67** | **3.9** | **13** | **0** |

| KICKOFF RET. | NO. | YDS. | AVG. | LG | TD |
|---|---|---|---|---|---|
| Morris | 14 | 334 | 23.9 | 33 | 0 |
| Leigh | 6 | 153 | 25.5 | 45 | 0 |
| Matheson | 2 | 34 | 17.0 | 17 | 0 |
| Ginn | 1 | 25 | 25.0 | 25 | 0 |
| Briscoe | 1 | 0 | 0.0 | 0 | 0 |
| **DOLPHINS** | **24** | **546** | **22.8** | **45** | **0** |
| **OPPONENTS** | **56** | **1283** | **22.9** | **39** | **0** |

| SCORING | Ru | Pa | Rt | PAT | FG | S | 2 | TP |
|---|---|---|---|---|---|---|---|---|
| Yepremian | 0 | 0 | 0 | 43/45 | 24/37 | 0 | 0 | 115 |
| Morris | 12 | 0 | 0 | 0 | 0 | 0 | 0 | 72 |
| Csonka | 6 | 0 | 0 | 0 | 0 | 0 | 0 | 36 |
| Kiick | 5 | 1 | 0 | 0 | 0 | 0 | 0 | 36 |
| Briscoe | 0 | 4 | 0 | 0 | 0 | 0 | 0 | 24 |
| Mandich | 0 | 3 | 0 | 0 | 0 | 0 | 0 | 18 |
| Twilley | 0 | 3 | 0 | 0 | 0 | 0 | 0 | 18 |
| Warfield | 0 | 3 | 0 | 0 | 0 | 0 | 0 | 18 |
| Stowe | 0 | 2 | 0 | 0 | 0 | 0 | 0 | 12 |
| Anderson | 0 | 0 | 1 | 0 | 0 | 0 | 0 | 6 |
| Fleming | 0 | 1 | 0 | 0 | 0 | 0 | 0 | 6 |
| Ginn | 1 | 0 | 0 | 0 | 0 | 0 | 0 | 6 |
| Griese | 1 | 0 | 0 | 0 | 0 | 0 | 0 | 6 |
| Morrall | 1 | 0 | 0 | 0 | 0 | 0 | 0 | 6 |
| Mumphord | 0 | 0 | 1 | 0 | 0 | 0 | 0 | 6 |
| **DOLPHINS** | **26** | **17** | **2** | **43/45** | **24/37** | **0** | **0** | **385** |
| **OPPONENTS** | **8** | **10** | **3** | **18/21** | **9/16** | **0** | **0** | **171** |

| FIELD GOALS | 1-19 | 20-29 | 30-39 | 40-49 | 50+ |
|---|---|---|---|---|---|
| Yepremian | 7/7 | 3/3 | 7/8 | 4/11 | 3/8 |
| **DOLPHINS** | **7/7** | **3/3** | **7/8** | **4/11** | **3/8** |
| **OPPONENTS** | **3/3** | **2/4** | **3/3** | **1/4** | **0/2** |

**SACKS**

Den Herder 10.5, Stanfill 10.0, Fernandez 5.0, Matheson 2.5, Heinz 2.0, Buoniconti 1.0, Dunaway 1.0, M. Moore 1.0, Swift 1.0.

**DOLPHINS 34.0, OPPONENTS 21.0**

**USUAL STARTERS**

**OFFENSE**

WR – Paul Warfield (11), Otto Stowe (3)
LT – Doug Crusan (10), Wayne Moore (4)
LG – Bob Kuechenberg (14)
C – Jim Langer (14)
RG – Larry Little (14)
RT – Norm Evans (14)
TE – Marv Fleming (14)
WR – Howard Twilley (11), Marlon Briscoe (3)
QB – Earl Morrall (9), Bob Griese (5)
RB – Mercury Morris (11), Jim Kiick (3)
FB – Larry Csonka (14)

**DEFENSE**

LDE – Vern Den Herder (14)
LDT – Manny Fernandez (14)
RDT – Bob Heinz (8), Jim Dunaway (6)
RDE – Bill Stanfill (14)
LLB – Doug Swift (14)
MLB – Nick Buoniconti (14)
RLB – Mike Kolen (13), Bob Matheson (1)
LCB – Tim Foley (13), Curtis Johnson (1)
RCB – Curtis Johnson (13), Tim Foley (1)
SS – Jake Scott (13), Dick Anderson (1)
FS – Dick Anderson (13), Jake Scott (1)

| PASSING | ATT. | COMP. | YDS. | PCT. | TD | INT. | LG | SCK/LST | RATING |
|---|---|---|---|---|---|---|---|---|---|
| Morrall | 150 | 83 | 1360 | 55.3 | 11 | 7 | 49 | 14/114 | 91.0 |
| Griese | 97 | 53 | 638 | 54.6 | 4 | 4 | 39 | 7/45 | 71.6 |
| Del Gaizo | 9 | 5 | 165 | 55.6 | 2 | 1 | 51t | 0/0 | 100.5 |
| Briscoe | 3 | 3 | 72 | 100.0 | 0 | 0 | 26 | 0/0 | 118.8 |
| **DOLPHINS** | **259** | **144** | **2235** | **55.6** | **17** | **12** | **51t** | **21/159** | **86.9** |
| **OPPONENTS** | **348** | **178** | **2029** | **51.1** | **10** | **26** | **82t** | **34/280** | **47.5** |

# 1973 FINAL STATISTICS (12-2)

| DATE | OPPONENT | SCORE | W/L | ATT. |
|---|---|---|---|---|
| 9/16 | SAN FRANCISCO | 21-13 | W | 68,275 |
| 9/23 | at Oakland | 7-12 | L | 74,121 |
| 9/30 | NEW ENGLAND | 44-23 | W | 62,508 |
| 10/7 | N.Y. JETS | 31-3 | W | 63,850 |
| 10/15 | at Cleveland | 17-9 | W | 72,070 |
| 10/21 | BUFFALO | 27-6 | W | 65,241 |
| 10/28 | at New England | 30-14 | W | 57,617 |
| 11/4 | at N.Y. Jets | 24-14 | W | 57,591 |
| 11/11 | BALTIMORE | 44-0 | W | 60,332 |
| 11/18 | at Buffalo | 17-0 | W | 77,138 |
| 11/22 | at Dallas | 14-7 | W | 58,089 |
| 12/3 | PITTSBURGH | 30-26 | W | 68,901 |
| 12/9 | at Baltimore | 3-16 | L | 41,005 |
| 12/15 | DETROIT | 34-7 | W | 53,375 |

| TEAM STATISTICS | MIA. | OPP. |
|---|---|---|
| TOTAL FIRST DOWNS | 215 | 195 |
| By Rushing | 111 | 109 |
| By Passing | 91 | 78 |
| By Penalty | 13 | 8 |
| Third Down: Made/Att. | 67/175 | 86/231 |
| TOTAL NET YARDS | 4103 | 3281 |
| Average Per Game | 293.1 | 234.4 |
| Total Plays | 776 | 876 |
| Average Per Play | 5.3 | 3.7 |
| NET YARDS RUSHING | 2521 | 1991 |
| Average Per Game | 180.1 | 142.2 |
| Total Rushes | 507 | 511 |
| NET YARDS PASSING | 1582 | 1290 |
| Average Per Game | 113.0 | 92.1 |
| Tackled/Yards Lost | 13/93 | 45/314 |
| Gross Yards | 1675 | 1604 |
| Attempts/Completions | 256/133 | 320/151 |
| Completion Percentage | 52.0 | 47.2 |
| Had Intercepted | 12 | 21 |
| PUNTS/AVERAGE | 48/42.3 | 76/38.4 |
| PENALTIES/YARDS | 52/416 | 61/616 |
| FUMBLES/BALL LOST | 22/16 | 29/8 |
| TOUCHDOWNS | 38 | 15 |
| By Rushing | 16 | 10 |
| By Passing | 17 | 5 |
| By Returns | 5 | 0 |

| Score by Quarters | 1 | 2 | 3 | 4 | OT | Total |
|---|---|---|---|---|---|---|
| DOLPHINS | 106 | 117 | 53 | 67 | 0 | 343 |
| OPPONENTS | 19 | 50 | 35 | 46 | 0 | 150 |

| RUSHING | NO. | YDS. | AVG. | LG | TD |
|---|---|---|---|---|---|
| Csonka | 219 | 1003 | 4.6 | 25 | 5 |
| Morris | 149 | 954 | 6.4 | 70t | 10 |
| Kiick | 76 | 257 | 3.4 | 32 | 0 |
| Leigh | 22 | 134 | 6.1 | 34t | 1 |
| Nottingham | 24 | 134 | 5.6 | 30 | 0 |
| Griese | 13 | 20 | 1.5 | 21 | 0 |
| Warfield | 1 | 15 | 15.0 | 15 | 0 |
| Morrall | 1 | 9 | 9.0 | 9 | 0 |
| Briscoe | 2 | -5 | -2.5 | 2 | 0 |
| **DOLPHINS** | **507** | **2521** | **5.0** | **70t** | **16** |
| **OPPONENTS** | **511** | **1991** | **3.9** | **36** | **10** |

| RECEIVING | NO. | YDS. | AVG. | LG | TD |
|---|---|---|---|---|---|
| Briscoe | 30 | 447 | 14.9 | 53 | 2 |
| Warfield | 29 | 514 | 17.7 | 45 | 11 |
| Kiick | 27 | 208 | 7.7 | 22 | 0 |
| Mandich | 24 | 302 | 12.6 | 28t | 4 |
| Csonka | 7 | 22 | 3.1 | 9 | 0 |
| Morris | 4 | 51 | 12.8 | 36 | 0 |
| Leigh | 4 | 9 | 2.3 | 7 | 0 |
| Fleming | 3 | 22 | 7.3 | 15 | 0 |
| Sellers | 2 | 54 | 27.0 | 42 | 0 |
| Twilley | 2 | 30 | 15.0 | 19 | 0 |
| Nottingham | 1 | 16 | 16.0 | 16 | 0 |
| **DOLPHINS** | **133** | **1675** | **12.6** | **53** | **17** |
| **OPPONENTS** | **151** | **1604** | **10.6** | **42** | **5** |

| INTERCEPTIONS | NO. | YDS. | AVG. | LG | TD |
|---|---|---|---|---|---|
| Anderson | 8 | 163 | 20.4 | 38t | 2 |
| Scott | 4 | 71 | 17.8 | 29 | 0 |
| Kolen | 2 | 54 | 27.0 | 29 | 0 |
| Foley | 2 | 22 | 11.0 | 15 | 0 |
| Johnson | 2 | 19 | 9.5 | 17 | 0 |
| Stuckey | 1 | 4 | 4.0 | 4 | 0 |
| Ball | 1 | 2 | 2.0 | 2 | 0 |
| Swift | 1 | 0 | 0.0 | 0 | 0 |
| **DOLPHINS** | **21** | **335** | **16.0** | **38t** | **2** |
| **OPPONENTS** | **12** | **190** | **15.8** | **48** | **0** |

| PUNTING | NO. | YDS. | AVG. | LG | BK |
|---|---|---|---|---|---|
| Seiple | 48 | 2031 | 42.3 | 57 | 0 |
| **DOLPHINS** | **48** | **2031** | **42.3** | **57** | **0** |
| **OPPONENTS** | **76** | **2918** | **38.4** | **60** | **2** |

| PUNT RET. | NO. | YDS. | AVG. | LG | TD |
|---|---|---|---|---|---|
| Scott | 22 | 266 | 12.1 | 33 | 0 |
| Leigh | 9 | 64 | 7.1 | 26 | 0 |
| Anderson | 6 | 52 | 8.7 | 27 | 0 |
| **DOLPHINS** | **37** | **382** | **10.3** | **33** | **0** |
| **OPPONENTS** | **28** | **182** | **6.5** | **27** | **0** |

| KICKOFF RET. | NO. | YDS. | AVG. | LG | TD |
|---|---|---|---|---|---|
| Morris | 11 | 242 | 22.0 | 29 | 0 |
| Leigh | 9 | 251 | 27.9 | 51 | 0 |
| Scott | 2 | 20 | 10.0 | 20 | 0 |
| Bannon | 1 | 10 | 10.0 | 10 | 0 |
| Seiple | 1 | 0 | 0.0 | 0 | 0 |
| **DOLPHINS** | **24** | **523** | **21.8** | **51** | **0** |
| **OPPONENTS** | **56** | **1116** | **19.9** | **42** | **0** |

| SCORING | Ru | Pa | Rt | PAT | FG | S | 2 | TP |
|---|---|---|---|---|---|---|---|---|
| Yepremian | 0 | 0 | 0 | 38/38 | 25/37 | 0 | 0 | 113 |
| Warfield | 0 | 11 | 0 | 0 | 0 | 0 | 0 | 66 |
| Morris | 10 | 0 | 0 | 0 | 0 | 0 | 0 | 60 |
| Csonka | 5 | 0 | 0 | 0 | 0 | 0 | 0 | 30 |
| Mandich | 0 | 4 | 0 | 0 | 0 | 0 | 0 | 24 |
| Anderson | 0 | 0 | 2 | 0 | 0 | 0 | 0 | 12 |
| Briscoe | 0 | 2 | 0 | 0 | 0 | 0 | 0 | 12 |
| Foley | 0 | 0 | 2 | 0 | 0 | 0 | 0 | 12 |
| Buoniconti | 0 | 0 | 1 | 0 | 0 | 0 | 0 | 6 |
| Leigh | 1 | 0 | 0 | 0 | 0 | 0 | 0 | 6 |
| Johnson | 0 | 0 | 0 | 0 | 0 | 1 | 0 | 2 |
| **DOLPHINS** | **16** | **17** | **5** | **38/38** | **25/37** | **1** | **0** | **343** |
| **OPPONENTS** | **10** | **5** | **0** | **13/15** | **15/27** | **0** | **0** | **150** |

| FIELD GOALS | 1-19 | 20-29 | 30-39 | 40-49 | 50+ |
|---|---|---|---|---|---|
| Yepremian | 5/5 | 8/10 | 6/9 | 5/9 | 1/4 |
| **DOLPHINS** | **5/5** | **8/10** | **6/9** | **5/9** | **1/4** |
| **OPPONENTS** | **5/5** | **0/2** | **6/8** | **3/8** | **1/4** |

## SACKS

Stanfill 18.5, Den Herder 10.0, Fernandez 6.5, Matheson 3.0, Heinz 2.5, Ball 2.0, Buoniconti 1.0, M. Moore 1.0, Swift 0.5.

**DOLPHINS 45.0, OPPONENTS 13.0**

## USUAL STARTERS

### OFFENSE

WR – Paul Warfield (14)
LT – Wayne Moore (12), Doug Crusan (2)
LG – Bob Kuechenberg (13), Irv Goode (1)
C – Jim Langer (14)
RG – Larry Little (13), *Ed Newman (1)
RT – Norm Evans (14)
TE – Marv Fleming (11), Jim Mandich (3)
WR – Marlin Briscoe (14)
QB – Bob Griese (13), Earl Morrall (1)
RB – Mercury Morris (10), Jim Kiick (4)
FB – Larry Csonka (14)

### DEFENSE

LDE – Vern Den Herder (14)
LDT – Manny Fernandez (13), Maulty Moore (1)
RDT – Bob Heinz (13), Larry Woods (1)
RDE – Bill Stanfill (13), Bob Heinz (1)
LLB – Doug Swift (14)
MLB – Nick Buoniconti (13), Bob Matheson (1)
RLB – Mike Kolen (13), Bob Matheson (1)
LCB – Tim Foley (10), Lloyd Mumphord (3), Curtis Johnson (1)
RCB – Curtis Johnson (13), Dick Anderson (1)
SS – Jake Scott (13), Dick Anderson (1)
FS – Dick Anderson (12), Tim Foley (1), Jake Scott (1)

* Indicates Rookie

| PASSING | ATT. | COMP. | YDS. | PCT. | TD | INT. | LG | SCK/LST | RATING |
|---|---|---|---|---|---|---|---|---|---|
| Griese | 218 | 116 | 1422 | 53.2 | 17 | 8 | 46 | 11/75 | 84.3 |
| Morrall | 38 | 17 | 253 | 44.7 | 0 | 4 | 53 | 2/18 | 27.5 |
| **DOLPHINS** | **256** | **133** | **1675** | **52.0** | **17** | **12** | **53** | **13/93** | **72.3** |
| **OPPONENTS** | **320** | **151** | **1604** | **47.2** | **5** | **21** | **42** | **45/314** | **40.2** |

# 1974 FINAL STATISTICS (11-3)

| DATE | OPPONENT | SCORE | W/L | ATT. |
|---|---|---|---|---|
| 9/15 | at New England | 24-34 | L | 54,913 |
| 9/22 | at Buffalo | 24-16 | W | 78,990 |
| 9/29 | at San Diego | 28-21 | W | 44,706 |
| 10/7 | N.Y. JETS | 21-17 | W | 61,527 |
| 10/13 | at Washington | 17-20 | L | 54,395 |
| 10/20 | KANSAS CITY | 9-3 | W | 67,779 |
| 10/27 | BALTIMORE | 17-7 | W | 65,868 |
| 11/3 | ATLANTA | 42-7 | W | 64,399 |
| 11/10 | at New Orleans | 21-0 | W | 73,458 |
| 11/17 | BUFFALO | 35-28 | W | 69,313 |
| 11/24 | at N.Y. Jets | 14-17 | L | 57,162 |
| 12/2 | CINCINNATI | 24-3 | W | 71,962 |
| 12/8 | at Baltimore | 17-16 | W | 34,420 |
| 12/15 | NEW ENGLAND | 34-27 | W | 56,920 |

| TEAM STATISTICS | MIA. | OPP. |
|---|---|---|
| TOTAL FIRST DOWNS | 272 | 208 |
| By Rushing | 134 | 83 |
| By Passing | 118 | 117 |
| By Penalty | 20 | 8 |
| Third Down: Made/Att. | 97/195 | 73/188 |
| TOTAL NET YARDS | 4275 | 3806 |
| Average Per Game | 305.4 | 271.9 |
| Total Plays | 884 | 807 |
| Average Per Play | 4.8 | 4.7 |
| NET YARDS RUSHING | 2191 | 1624 |
| Average Per Game | 156.5 | 116.0 |
| Total Rushes | 570 | 404 |
| NET YARDS PASSING | 2084 | 2182 |
| Average Per Game | 148.9 | 155.9 |
| Tackled/Yards Lost | 31/229 | 31/270 |
| Gross Yards | 2313 | 2452 |
| Attempts/Completions | 283/171 | 372/200 |
| Completion Percentage | 60.4 | 53.8 |
| Had Intercepted | 18 | 16 |
| PUNTS/AVERAGE | 65/38.6 | 70/39.2 |
| PENALTIES/YARDS | 69/556 | 67/525 |
| FUMBLES/BALL LOST | 25/13 | 33/17 |
| TOUCHDOWNS | 43 | 25 |
| By Rushing | 25 | 7 |
| By Passing | 18 | 14 |
| By Returns | 0 | 4 |

| Score by Quarters | 1 | 2 | 3 | 4 | OT | Total |
|---|---|---|---|---|---|---|
| DOLPHINS | 42 | 98 | 76 | 111 | 0 | 327 |
| OPPONENTS | 31 | 50 | 57 | 78 | 0 | 216 |

| RUSHING | NO. | YDS. | AVG. | LG | TD |
|---|---|---|---|---|---|
| Csonka | 197 | 749 | 3.8 | 24 | 9 |
| Malone | 117 | 479 | 4.1 | 23t | 3 |
| Kiick | 86 | 274 | 3.2 | 15 | 1 |
| Nottingham | 66 | 273 | 4.1 | 24 | 8 |
| Morris | 56 | 214 | 3.8 | 17t | 1 |
| Ginn | 26 | 99 | 3.8 | 41t | 2 |
| Griese | 16 | 66 | 4.1 | 22 | 1 |
| Briscoe | 1 | 17 | 17.0 | 17 | 0 |
| N. Moore | 3 | 16 | 5.3 | 15 | 0 |
| Morrall | 1 | 11 | 11.0 | 11 | 0 |
| Strock | 1 | -7 | -7.0 | -7 | 0 |
| **DOLPHINS** | **570** | **2191** | **3.8** | **41t** | **25** |
| **OPPONENTS** | **404** | **1624** | **4.0** | **56t** | **7** |

| RECEIVING | NO. | YDS. | AVG. | LG | TD |
|---|---|---|---|---|---|
| N. Moore | 37 | 605 | 16.4 | 48 | 2 |
| Mandich | 33 | 374 | 11.3 | 44 | 6 |
| Warfield | 27 | 536 | 19.9 | 54 | 2 |
| Twilley | 24 | 256 | 11.0 | 21 | 2 |
| Kiick | 18 | 155 | 8.6 | 19 | 1 |
| Briscoe | 11 | 132 | 12.0 | 20 | 1 |
| Csonka | 7 | 35 | 5.0 | 11 | 0 |
| Baker | 4 | 121 | 30.0 | 46t | 2 |
| Nottingham | 3 | 40 | 13.3 | 20 | 0 |
| Morris | 2 | 27 | 14.0 | 23 | 1 |
| Malone | 2 | 26 | 13.0 | 13 | 0 |
| Ginn | 2 | 3 | 1.5 | 3 | 0 |
| Fleming | 1 | 3 | 3.0 | 3t | 1 |
| **DOLPHINS** | **171** | **2313** | **13.5** | **54** | **18** |
| **OPPONENTS** | **200** | **2452** | **12.6** | **89t** | **14** |

| INTERCEPTIONS | NO. | YDS. | AVG. | LG | TD |
|---|---|---|---|---|---|
| Scott | 8 | 75 | 9.4 | 30 | 0 |
| Buoniconti | 2 | 29 | 14.5 | 16 | 0 |
| Foley | 2 | -2 | -1.0 | 0 | 0 |
| Stuckey | 1 | 21 | 21.0 | 21 | 0 |
| Matheson | 1 | 10 | 10.0 | 10 | 0 |
| Kolen | 1 | 3 | 3.0 | 3 | 0 |
| Anderson | 1 | 3 | 3.0 | 3 | 0 |
| **DOLPHINS** | **16** | **139** | **8.7** | **30** | **0** |
| **OPPONENTS** | **18** | **320** | **17.8** | **40** | **1** |

| PUNTING | NO. | YDS. | AVG. | LG | BK |
|---|---|---|---|---|---|
| Seiple | 65 | 2511 | 38.6 | 60 | 0 |
| **DOLPHINS** | **65** | **2511** | **38.6** | **60** | **0** |
| **OPPONENTS** | **70** | **2743** | **39.2** | **63** | **2** |

| PUNT RET. | NO. | YDS. | AVG. | LG | TD |
|---|---|---|---|---|---|
| Scott | 31 | 346 | 11.2 | 30 | 0 |
| N. Moore | 9 | 136 | 15.1 | 42 | 0 |
| Anderson | 3 | 9 | 3.0 | 6 | 0 |
| Babb | 2 | 29 | 14.5 | 20 | 0 |
| Stuckey | 1 | 0 | 0.0 | 0 | 0 |
| **DOLPHINS** | **46** | **520** | **11.3** | **42** | **0** |
| **OPPONENTS** | **42** | **265** | **6.3** | **23** | **0** |

| KICKOFF RET. | NO. | YDS. | AVG. | LG | TD |
|---|---|---|---|---|---|
| N. Moore | 22 | 587 | 26.7 | 40 | 0 |
| Ginn | 12 | 235 | 19.6 | 30 | 0 |
| Malone | 6 | 159 | 26.5 | 73 | 0 |
| Matheson | 5 | 65 | 13.0 | 25 | 0 |
| Leigh | 2 | 50 | 25.0 | 26 | 0 |
| Baker | 1 | 22 | 22.0 | 22 | 0 |
| Babb | 1 | 0 | 0.0 | 0 | 0 |
| **DOLPHINS** | **49** | **1118** | **22.8** | **73** | **0** |
| **OPPONENTS** | **64** | **1222** | **19.1** | **57** | **0** |

| SCORING | Ru | Pa | Rt | PAT | FG | S | 2 | TP |
|---|---|---|---|---|---|---|---|---|
| Yepremian | 0 | 0 | 0 | 43/43 | 8/15 | 0 | 0 | 67 |
| Csonka | 9 | 0 | 0 | 0 | 0 | 0 | 0 | 54 |
| Nottingham | 8 | 0 | 0 | 0 | 0 | 0 | 0 | 48 |
| Mandich | 0 | 6 | 0 | 0 | 0 | 0 | 0 | 36 |
| Malone | 3 | 0 | 0 | 0 | 0 | 0 | 0 | 18 |
| Morris | 1 | 1 | 0 | 0 | 0 | 0 | 0 | 12 |
| Warfield | 0 | 2 | 0 | 0 | 0 | 0 | 0 | 12 |
| Ginn | 2 | 0 | 0 | 0 | 0 | 0 | 0 | 12 |
| N. Moore | 0 | 2 | 0 | 0 | 0 | 0 | 0 | 12 |
| Kiick | 1 | 1 | 0 | 0 | 0 | 0 | 0 | 12 |
| Twilley | 0 | 2 | 0 | 0 | 0 | 0 | 0 | 12 |
| Baker | 0 | 2 | 0 | 0 | 0 | 0 | 0 | 12 |
| Fleming | 0 | 1 | 0 | 0 | 0 | 0 | 0 | 6 |
| Griese | 1 | 0 | 0 | 0 | 0 | 0 | 0 | 6 |
| Briscoe | 0 | 1 | 0 | 0 | 0 | 0 | 0 | 6 |
| Foley | 0 | 0 | 0 | 0 | 0 | 1 | 0 | 2 |
| **DOLPHINS** | **25** | **18** | **0** | **43/43** | **8/15** | **1** | **0** | **327** |
| **OPPONENTS** | **7** | **14** | **4** | **24/24** | **14/21** | **0** | **0** | **216** |

| FIELD GOALS | 1-19 | 20-29 | 30-39 | 40-49 | 50+ |
|---|---|---|---|---|---|
| Yepremian | 0/1 | 4/5 | 3/4 | 1/3 | 0/2 |
| **DOLPHINS** | **0/1** | **4/5** | **3/4** | **1/3** | **0/2** |
| **OPPONENTS** | **0/0** | **7/9** | **2/5** | **5/6** | **0/1** |

**SACKS**

Stanfill 10.0, Den Herder 7.0, Fernandez 3.0, Ball 3.0, Crowder 3.0, Matheson 3.0, Kolen 1.0, Reese 1.0.

**DOLPHINS 31.0, OPPONENTS 31.0**

**USUAL STARTERS**

**OFFENSE**

WR – Paul Warfield (9), Howard Twilley (5)
LT – Bob Kuechenberg (4), Tom Funchess (3), Wayne Moore (3), Tom Wickert (3), Doug Crusan (1)
LG – Bob Kuechenberg (10), Ed Newman (4)
C – Jim Langer (14)
RG – Larry Little (14)
RT – Norm Evans (14)
TE – Jim Mandich (10), Marv Fleming (4)
WR – *Nat Moore (6), Marlin Briscoe (4), Howard Twilley (4)
QB – Bob Griese (13), Earl Morrall (1)
RB – Jim Kiick (7), *Benny Malone (3), Mercury Morris (3)
FB – Larry Csonka (11), Don Nottingham (2), Jim Kiick (1)
3WR – *Nat Moore (1)

**DEFENSE**

LDE – Vern Den Herder (14)
LDT – Manny Fernandez (12), Maulty Moore (2)
RDT – Bob Heinz (13), Bill Stanfill (1)
RDE – Bill Stanfill (13), Doug Swift (1)
LLB – Bob Matheson (7), Doug Swift (7)
MLB – Nick Buoniconti (13), Mike Kolen (1)
RLB – Mike Kolen (13), Bob Matheson (1)
LCB – Tim Foley (10), Lloyd Mumphord (3), Henry Stuckey (1)
RCB – Curtis Johnson (12), Tim Foley (1), Henry Stuckey (1)
SS – Dick Anderson (14)
FS – Jake Scott (14)

* Indicates Rookie

| PASSING | ATT. | COMP. | YDS. | PCT. | TD | INT. | LG | SCK/LST | RATING |
|---|---|---|---|---|---|---|---|---|---|
| Griese | 253 | 152 | 1968 | 60.1 | 16 | 15 | 54 | 27/202 | 80.9 |
| Morrall | 27 | 17 | 301 | 63.0 | 2 | 3 | 46 | 3/16 | 86.1 |
| N. Moore | 1 | 1 | 31 | 100.0 | 0 | 0 | 31 | 0/0 | 118.8 |
| Kiick | 1 | 1 | 13 | 100.0 | 0 | 0 | 13 | 0/0 | 118.8 |
| Briscoe | 1 | 0 | 0 | 0.0 | 0 | 0 | 0 | 1/11 | 39.6 |
| **DOLPHINS** | **283** | **171** | **2313** | **60.4** | **18** | **18** | **54** | **31/229** | **74.8** |
| **OPPONENTS** | **372** | **200** | **2452** | **53.8** | **14** | **16** | **89t** | **31/270** | **69.0** |

# 1975 FINAL STATISTICS (10-4)

| DATE | OPPONENT | SCORE | W/L | ATT. |
|---|---|---|---|---|
| 9/22 | OAKLAND | 21-31 | L | 78,744 |
| 9/28 | at New England | 22-14 | W | 60,602 |
| 10/5 | at Green Bay | 31-7 | W | 55,270 |
| 10/12 | PHILADELPHIA | 24-16 | W | 60,127 |
| 10/19 | at N.Y. Jets | 43-0 | W | 47,191 |
| 10/26 | at Buffalo | 35-30 | W | 79,080 |
| 11/2 | at Chicago | 46-13 | W | 51,298 |
| 11/9 | N.Y. JETS | 27-7 | W | 72,896 |
| 11/16 | at Houston | 19-20 | L | 48,892 |
| 11/23 | BALTIMORE | 17-33 | L | 61,986 |
| 12/1 | NEW ENGLAND | 20-7 | W | 61,963 |
| 12/7 | BUFFALO | 31-21 | W | 74,573 |
| 12/14 | at Baltimore | 7-10 (OT) | L | 59,398 |
| 12/20 | DENVER | 14-13 | W | 43,064 |

| TEAM STATISTICS | MIA. | OPP. |
|---|---|---|
| TOTAL FIRST DOWNS | 266 | 224 |
| By Rushing | 136 | 92 |
| By Passing | 108 | 113 |
| By Penalty | 22 | 19 |
| TOTAL NET YARDS | 4509 | 3789 |
| Average Per Game | 322.1 | 270.6 |
| Total Plays | 896 | 858 |
| Average Per Play | 5.0 | 4.4 |
| NET YARDS RUSHING | 2500 | 1768 |
| Average Per Game | 178.6 | 126.3 |
| Total Rushes | 594 | 443 |
| NET YARDS PASSING | 2009 | 2021 |
| Average Per Game | 143.5 | 144.4 |
| Tackled/Yards Lost | 23/187 | 40/314 |
| Gross Yards | 2196 | 2335 |
| Attempts/Completions | 279/170 | 375/200 |
| Completion Percentage | 60.9 | 53.3 |
| Had Intercepted | 17 | 21 |
| PUNTS/AVERAGE | 65/38.6 | 72/40.0 |
| PENALTIES/YARDS | 74/575 | 82/716 |
| FUMBLES/BALL LOST | 20/9 | 23/9 |
| TOUCHDOWNS | 46 | 27 |
| By Rushing | 26 | 14 |
| By Passing | 19 | 9 |
| By Returns | 1 | 4 |

| Score by Quarters | 1 | 2 | 3 | 4 | OT | Total |
|---|---|---|---|---|---|---|
| DOLPHINS | 44 | 116 | 99 | 98 | 0 | 357 |
| OPPONENTS | 48 | 53 | 45 | 73 | 3 | 222 |

| RUSHING | NO. | YDS. | AVG. | LG | TD |
|---|---|---|---|---|---|
| Morris | 219 | 875 | 4.0 | 49 | 4 |
| Nottingham | 168 | 718 | 4.3 | 56 | 12 |
| Bulaich | 78 | 309 | 4.0 | 30 | 5 |
| Malone | 65 | 220 | 3.4 | 20 | 3 |
| Solomon | 4 | 87 | 21.8 | 35 | 0 |
| Ginn | 21 | 78 | 3.7 | 14 | 0 |
| N. Moore | 8 | 69 | 8.6 | 36 | 0 |
| Griese | 17 | 59 | 3.5 | 17 | 1 |
| Strock | 6 | 38 | 6.3 | 18 | 1 |
| Morrall | 4 | 33 | 8.3 | 16 | 0 |
| Winfrey | 3 | 10 | 3.3 | 5 | 0 |
| Seiple | 1 | 4 | 4.0 | 4 | 0 |
| **DOLPHINS** | **594** | **2500** | **4.2** | **56** | **26** |
| **OPPONENTS** | **443** | **1768** | **4.0** | **39** | **15** |

| RECEIVING | NO. | YDS. | AVG. | LG | TD |
|---|---|---|---|---|---|
| N. Moore | 40 | 705 | 17.6 | 79t | 4 |
| Bulaich | 32 | 276 | 8.6 | 59t | 5 |
| Twilley | 24 | 366 | 15.3 | 32 | 4 |
| Solomon | 22 | 339 | 15.4 | 58t | 2 |
| Mandich | 21 | 217 | 10.3 | 32t | 4 |
| Seiple | 10 | 84 | 8.4 | 15 | 0 |
| Nottingham | 9 | 66 | 7.3 | 18 | 0 |
| Tillman | 5 | 60 | 12.0 | 16 | 0 |
| Ginn | 3 | 21 | 7.0 | 8 | 0 |
| Malone | 2 | 47 | 23.5 | 43 | 0 |
| Morris | 2 | 15 | 7.5 | 10 | 0 |
| **DOLPHINS** | **170** | **2196** | **12.9** | **79t** | **19** |
| **OPPONENTS** | **200** | **2335** | **11.7** | **62t** | **9** |

| INTERCEPTIONS | NO. | YDS. | AVG. | LG | TD |
|---|---|---|---|---|---|
| Scott | 6 | 60 | 10.0 | 38 | 0 |
| Johnson | 4 | 41 | 10.3 | 17 | 0 |
| Babb | 4 | 18 | 4.5 | 18 | 0 |
| Matheson | 3 | 32 | 10.7 | 22 | 0 |
| Rhone | 2 | 2 | 1.0 | 2 | 0 |
| Towle | 1 | 16 | 16.0 | 16 | 0 |
| Kolen | 1 | 14 | 14.0 | 14 | 0 |
| **DOLPHINS** | **21** | **183** | **8.7** | **38** | **0** |
| **OPPONENTS** | **17** | **214** | **12.6** | **50** | **1** |

| PUNTING | NO. | YDS. | AVG. | LG | BK |
|---|---|---|---|---|---|
| Seiple | 65 | 2506 | 38.6 | 61 | 0 |
| **DOLPHINS** | **65** | **2506** | **38.6** | **61** | **0** |
| **OPPONENTS** | **72** | **2880** | **40.0** | **57** | **1** |

| PUNT RET. | NO. | YDS. | AVG. | LG | TD |
|---|---|---|---|---|---|
| Solomon | 26 | 320 | 12.3 | 50t | 1 |
| N. Moore | 8 | 80 | 10.0 | 29 | 0 |
| Babb | 7 | 95 | 13.6 | 46 | 0 |
| Scott | 1 | 10 | 10.0 | 10 | 0 |
| Ginn | 1 | 4 | 4.0 | 4 | 0 |
| **DOLPHINS** | **43** | **509** | **11.8** | **50t** | **1** |
| **OPPONENTS** | **34** | **373** | **11.0** | **83t** | **1** |

| KICKOFF RET. | NO. | YDS. | AVG. | LG | TD |
|---|---|---|---|---|---|
| Solomon | 17 | 348 | 20.5 | 31 | 0 |
| N. Moore | 9 | 243 | 27.0 | 42 | 0 |
| Ginn | 9 | 235 | 26.1 | 39 | 0 |
| Nottingham | 3 | 80 | 26.7 | 27 | 0 |
| Winfrey | 1 | 25 | 25.0 | 25 | 0 |
| Malone | 1 | 18 | 18.0 | 18 | 0 |
| **DOLPHINS** | **40** | **949** | **23.7** | **42** | **0** |
| **OPPONENTS** | **65** | **1549** | **23.8** | **102t** | **1** |

| SCORING | Ru | Pa | Rt | PAT | FG | S | 2 | TP |
|---|---|---|---|---|---|---|---|---|
| Yepremian | 0 | 0 | 0 | 40/46 | 13/16 | 0 | 0 | 79 |
| Nottingham | 12 | 0 | 0 | 0 | 0 | 0 | 0 | 72 |
| Bulaich | 5 | 5 | 0 | 0 | 0 | 0 | 0 | 60 |
| Mandich | 0 | 4 | 0 | 0 | 0 | 0 | 0 | 24 |
| N. Moore | 0 | 4 | 0 | 0 | 0 | 0 | 0 | 24 |
| Morris | 4 | 0 | 0 | 0 | 0 | 0 | 0 | 24 |
| Twilley | 0 | 4 | 0 | 0 | 0 | 0 | 0 | 24 |
| Malone | 3 | 0 | 0 | 0 | 0 | 0 | 0 | 18 |
| Solomon | 0 | 2 | 1 | 0 | 0 | 0 | 0 | 18 |
| Griese | 1 | 0 | 0 | 0 | 0 | 0 | 0 | 6 |
| Strock | 1 | 0 | 0 | 0 | 0 | 0 | 0 | 6 |
| Reese | 0 | 0 | 0 | 0 | 0 | 1 | 0 | 2 |
| **DOLPHINS** | **26** | **19** | **1** | **40/46** | **13/16** | **1** | **0** | **357** |
| **OPPONENTS** | **15** | **9** | **3** | **25/27** | **11/21** | **1** | **0** | **222** |

| FIELD GOALS | 1-19 | 20-29 | 30-39 | 40-49 | 50+ |
|---|---|---|---|---|---|
| Yepremian | 1/1 | 5/5 | 6/7 | 1/2 | 0/1 |
| **DOLPHINS** | **1/1** | **5/5** | **6/7** | **1/2** | **0/1** |
| **OPPONENTS** | **0/0** | **3/5** | **4/6** | **4/10** | **0/0** |

**SACKS**

Den Herder 11.0, Crowder 7.5, Reese 7.5, Stanfill 6.5, Matheson 2.0, Andrews 1.5, Johnson 1.0, Kolen 1.0, Rhone 1.0, Swift 1.0.

**DOLPHINS 40.0, OPPONENTS 23.0**

**USUAL STARTERS**

**OFFENSE**

WR – Nat Moore (14)
LT – Wayne Moore (14)
LG – Bob Kuechenberg (14)
C – Jim Langer (14)
RG – Larry Little (14)
RT – Norm Evans (13), *Darryl Carlton (1)
TE – Andre Tillman (8), Jim Mandich (6)
WR – Howard Twilley (8), *Freddie Solomon (5), Jim McFarland (1)
QB – Bob Griese (10), Don Strock (3), Earl Morrall (1)
RB – Mercury Morris (14)
FB – Don Nottingham (13), Norm Bulaich (1)

**DEFENSE**

LDE – Vern Den Herder (14)
LDT – Randy Crowder (11), Manny Fernandez (3)
RDT – Don Reese (11), Manny Fernandez (1)
RDE – Bill Stanfill (8), *Steve Towle (4), John Andrews (2)
LLB – Doug Swift (13), *Steve Towle (1)
MLB – Mike Kolen (9), *Steve Towle (4), *Earnie Rhone (1)
RLB – Bob Matheson (13), *Earnie Rhone (1)
LCB – Tim Foley (9), Jeris White (5)
RCB – Curtis Johnson (14)
FS – Jake Scott (14)
SS – Charlie Babb (14)
4LB – *Earnie Rhone (2)

* Indicates Rookie

| PASSING | ATT. | COMP. | YDS. | PCT. | TD | INT. | LG | SCK/LST | RATING |
|---|---|---|---|---|---|---|---|---|---|
| Griese | 191 | 118 | 1693 | 61.8 | 14 | 13 | 79t | 16/131 | 86.6 |
| Strock | 45 | 26 | 230 | 57.8 | 2 | 2 | 25 | 3/29 | 67.9 |
| Morrall | 43 | 26 | 273 | 60.5 | 3 | 2 | 31 | 4/27 | 82.7 |
| **DOLPHINS** | **279** | **170** | **2196** | **60.9** | **19** | **17** | **79t** | **23/187** | **82.9** |
| **OPPONENTS** | **375** | **200** | **2335** | **53.3** | **9** | **21** | **62t** | **40/314** | **57.1** |

# 1976 FINAL STATISTICS (6-8)

| DATE | OPPONENT | SCORE | W/L | ATT. |
|---|---|---|---|---|
| 9/13 | at Buffalo | 30-21 | W | 77,683 |
| 9/19 | at New England | 14-30 | L | 46,053 |
| 9/26 | N.Y. JETS | 16-0 | W | 49,754 |
| 10/3 | LOS ANGELES | 28-31 | L | 60,753 |
| 10/10 | at Baltimore | 14-28 | L | 58,832 |
| 10/17 | KANSAS CITY | 17-20 (OT) | L | 43,325 |
| 10/24 | at Tampa Bay | 23-20 | W | 59,155 |
| 10/31 | NEW ENGLAND | 10-3 | W | 52,863 |
| 11/7 | at N.Y. Jets | 27-7 | W | 53,344 |
| 11/14 | at Pittsburgh | 3-14 | L | 48,945 |
| 11/22 | BALTIMORE | 16-17 | L | 62,104 |
| 11/28 | at Cleveland | 13-17 | L | 74,715 |
| 12/5 | BUFFALO | 45-27 | W | 43,475 |
| 12/11 | MINNESOTA | 7-29 | L | 46,543 |

| TEAM STATISTICS | MIA. | OPP. |
|---|---|---|
| TOTAL FIRST DOWNS | 267 | 268 |
| By Rushing | 122 | 125 |
| By Passing | 125 | 131 |
| By Penalty | 20 | 12 |
| TOTAL NET YARDS | 4386 | 5081 |
| Average Per Game | 313.3 | 362.9 |
| Total Plays | 874 | 892 |
| Average Per Play | 5.0 | 5.7 |
| NET YARDS RUSHING | 2118 | 2411 |
| Average Per Game | 151.3 | 172.2 |
| Total Rushes | 491 | 525 |
| NET YARDS PASSING | 2268 | 2670 |
| Average Per Game | 162.0 | 190.7 |
| Tackled/Yards Lost | 37/336 | 20/193 |
| Gross Yards | 2604 | 2863 |
| Attempts/Completions | 346/193 | 347/195 |
| Completion Percentage | 55.8 | 56.2 |
| Had Intercepted | 15 | 11 |
| PUNTS/AVERAGE | 62/38.2 | 63/41.1 |
| PENALTIES/YARDS | 70/582 | 94/716 |
| FUMBLES/BALL LOST | 14/8 | 31/18 |
| TOUCHDOWNS | 31 | 34 |
| By Rushing | 15 | 14 |
| By Passing | 15 | 20 |
| By Returns | 1 | 0 |

| Score by Quarters | 1 | 2 | 3 | 4 | OT | Total |
|---|---|---|---|---|---|---|
| DOLPHINS | 27 | 98 | 64 | 74 | 0 | 263 |
| OPPONENTS | 31 | 93 | 62 | 75 | 3 | 264 |

| RUSHING | NO. | YDS. | AVG. | LG | TD |
|---|---|---|---|---|---|
| Malone | 186 | 797 | 4.3 | 31 | 4 |
| Bulaich | 122 | 540 | 4.4 | 35 | 4 |
| Winfrey | 52 | 205 | 3.9 | 13 | 1 |
| Nottingham | 63 | 185 | 2.9 | 13 | 3 |
| Griese | 23 | 108 | 4.7 | 26 | 0 |
| Davis | 31 | 160 | 5.2 | 57 | 1 |
| N. Moore | 4 | 36 | 9.0 | 21 | 0 |
| Seiple | 3 | 14 | 4.7 | 7 | 0 |
| Solomon | 4 | 60 | 15.0 | 59t | 1 |
| Strock | 2 | 13 | 6.5 | 11 | 1 |
| Heath | 1 | 0 | 0.0 | 0 | 0 |
| **DOLPHINS** | **491** | **2118** | **4.3** | **59t** | **15** |
| **OPPONENTS** | **525** | **2411** | **4.6** | **75t** | **14** |

| RECEIVING | NO. | YDS. | AVG. | LG | TD |
|---|---|---|---|---|---|
| N. Moore | 33 | 625 | 18.9 | 67t | 4 |
| Bulaich | 28 | 151 | 5.4 | 25 | 0 |
| Solomon | 27 | 453 | 16.8 | 53t | 2 |
| Harris | 22 | 372 | 16.9 | 44 | 1 |
| Mandich | 22 | 260 | 11.8 | 31 | 4 |
| Twilley | 14 | 214 | 15.3 | 39 | 1 |
| Tillman | 13 | 130 | 10.0 | 16 | 1 |
| Seiple | 10 | 138 | 13.8 | 25 | 1 |
| Malone | 9 | 103 | 11.4 | 36 | 0 |
| Winfrey | 6 | 55 | 9.2 | 16 | 1 |
| Nottingham | 4 | 33 | 8.3 | 29 | 0 |
| Davis | 2 | 8 | 4.0 | 6 | 0 |
| McCreary | 2 | 51 | 25.5 | 30 | 0 |
| Holmes | 1 | 11 | 11.0 | 11 | 0 |
| **DOLPHINS** | **193** | **2604** | **13.5** | **67t** | **15** |
| **OPPONENTS** | **195** | **2863** | **14.7** | **64** | **20** |

| INTERCEPTIONS | NO. | YDS. | AVG. | LG | TD |
|---|---|---|---|---|---|
| Ellis | 2 | 40 | 20.0 | 40 | 0 |
| Matheson | 2 | 34 | 17.0 | 34 | 0 |
| Babb | 2 | 20 | 10.0 | 20 | 0 |
| White | 2 | 4 | 2.0 | 4 | 0 |
| Anderson | 1 | 32 | 32.0 | 32 | 0 |
| Johnson | 1 | 14 | 14.0 | 14 | 0 |
| Salter | 1 | 0 | 0.0 | 0 | 0 |
| **DOLPHINS** | **11** | **144** | **13.1** | **40** | **0** |
| **OPPONENTS** | **15** | **128** | **8.5** | **33** | **0** |

| PUNTING | NO. | YDS. | AVG. | LG | BK |
|---|---|---|---|---|---|
| Seiple | 62 | 2366 | 38.2 | 56 | 0 |
| **DOLPHINS** | **62** | **2366** | **38.2** | **56** | **0** |
| **OPPONENTS** | **63** | **2593** | **41.2** | **56** | **0** |

| PUNT RET. | NO. | YDS. | AVG. | LG | TD |
|---|---|---|---|---|---|
| Solomon | 13 | 205 | 15.8 | 79t | 1 |
| Harris | 9 | 79 | 8.7 | 16 | 0 |
| N. Moore | 8 | 72 | 9.0 | 23 | 0 |
| Babb | 3 | 38 | 12.7 | 25 | 0 |
| Anderson | 2 | 21 | 10.5 | 11 | 0 |
| **DOLPHINS** | **35** | **415** | **11.9** | **79t** | **1** |
| **OPPONENTS** | **34** | **272** | **8.0** | **28** | **0** |

| KICKOFF RET. | NO. | YDS. | AVG. | LG | TD |
|---|---|---|---|---|---|
| Davis | 26 | 617 | 23.7 | 47 | 0 |
| Harris | 17 | 559 | 32.9 | 69 | 0 |
| Nottingham | 6 | 107 | 17.8 | 21 | 0 |
| N. Moore | 2 | 28 | 14.0 | 28 | 0 |
| Winfrey | 2 | 24 | 12.0 | 13 | 0 |
| Solomon | 1 | 12 | 12.0 | 12 | 0 |
| Tillman | 1 | 0 | 0.0 | 0 | 0 |
| **DOLPHINS** | **55** | **1347** | **24.5** | **69** | **0** |
| **OPPONENTS** | **57** | **1231** | **21.6** | **79** | **0** |

| SCORING | Ru | Pa | Rt | PAT | FG | S | 2 | TP |
|---|---|---|---|---|---|---|---|---|
| Yepremian | 0 | 0 | 0 | 29/31 | 16/23 | 0 | 0 | 77 |
| Bulaich | 4 | 0 | 0 | 0 | 0 | 0 | 0 | 24 |
| Malone | 4 | 0 | 0 | 0 | 0 | 0 | 0 | 24 |
| Mandich | 0 | 4 | 0 | 0 | 0 | 0 | 0 | 24 |
| N. Moore | 0 | 4 | 0 | 0 | 0 | 0 | 0 | 24 |
| Solomon | 1 | 2 | 1 | 0 | 0 | 0 | 0 | 24 |
| Nottingham | 3 | 0 | 0 | 0 | 0 | 0 | 0 | 18 |
| Winfrey | 1 | 1 | 0 | 0 | 0 | 0 | 0 | 12 |
| Davis | 1 | 0 | 0 | 0 | 0 | 0 | 0 | 6 |
| Harris | 0 | 1 | 0 | 0 | 0 | 0 | 0 | 6 |
| Seiple | 0 | 1 | 0 | 0 | 0 | 0 | 0 | 6 |
| Strock | 1 | 0 | 0 | 0 | 0 | 0 | 0 | 6 |
| Tillman | 0 | 1 | 0 | 0 | 0 | 0 | 0 | 6 |
| Twilley | 0 | 1 | 0 | 0 | 0 | 0 | 0 | 6 |
| **DOLPHINS** | **15** | **15** | **1** | **29/31** | **16/23** | **0** | **0** | **263** |
| **OPPONENTS** | **14** | **20** | **0** | **30/34** | **10/21** | **0** | **0** | **264** |

| FIELD GOALS | 1-19 | 20-29 | 30-39 | 40-49 | 50+ |
|---|---|---|---|---|---|
| Yepremian | 0/0 | 9/10 | 2/4 | 4/8 | 1/1 |
| **DOLPHINS** | **0/0** | **9/10** | **2/4** | **4/8** | **1/1** |
| **OPPONENTS** | **2/2** | **4/8** | **2/5** | **2/6** | **0/0** |

### SACKS

Reese 4.0, Stanfill 4.0, Den Herder 3.0, Andrews 2.0, Crowder 2.0, Buoniconti 1.0, Heinz 1.0, Matheson 1.0, Towle 1.0, Babb 0.5, Gordon 0.5.

**DOLPHINS 20.0, OPPONENTS 37.0**

### USUAL STARTERS

#### OFFENSE

WR – Nat Moore (9), *Duriel Harris (1), Freddie Solomon (1)
LT – Wayne Moore (14)
LG – Bob Kuechenberg (10), Ed Newman (4)
C – Jim Langer (14)
RG – Larry Little (10), Ed Newman (4)
RT – Darryl Carlton (8), Larry Little (4), Tom Drougas (2)
TE – Andre Tillman (14)
WR – Freddie Solomon (7), Howard Twilley (6), *Duriel Harris (1)
QB – Bob Griese (13), Don Strock (1)
RB – Benny Malone (12), Norm Bulaich (1), *Gary Davis (1)
FB – Don Nottingham (8), Norm Bulaich (6)
2TE – Jim Mandich (3)

#### DEFENSE

LDE – Vern Den Herder (14)
LDT – Randy Crowder (14)
RDT – Don Reese (7), Bob Heinz (4), John Andrews (1)
RDE – Bill Stanfill (7), John Andrews (4), Don Reese (2), Bob Heinz (1)
LLB – *Larry Gordon (14)
MLB – Steve Towle (12), Nick Buoniconti (2)
RLB – Bob Matheson (11), Steve Towle (2), John Andrews (1)
LCB – Jerris White (14)
RCB – Curtis Johnson (9), Ken Ellis (3), Tim Foley (2)
SS – Charlie Babb (14)
FS – Barry Hill (6), Bryant Salter (6), Ken Ellis (2)
4LB – Nick Buoniconti (2)

* Indicates Rookie

| PASSING | ATT. | COMP. | YDS. | PCT. | TD | INT. | LG | SCK/LST | RATING |
|---|---|---|---|---|---|---|---|---|---|
| Griese | 272 | 162 | 2097 | 59.6 | 11 | 12 | 47t | 30/266 | 78.9 |
| Strock | 47 | 21 | 359 | 44.7 | 3 | 2 | 53t | 4/41 | 74.6 |
| Morrall | 26 | 10 | 148 | 38.5 | 1 | 1 | 67t | 3/29 | 54.7 |
| Solomon | 1 | 0 | 0 | 0.0 | 0 | 0 | 0 | 0.0 | 39.6 |
| **DOLPHINS** | **346** | **193** | **2604** | **55.8** | **15** | **15** | **67t** | **37/336** | **76.4** |
| **OPPONENTS** | **347** | **195** | **2863** | **56.2** | **20** | **11** | **64** | **20/193** | **89.0** |

# 1977 FINAL STATISTICS (10-4)

| DATE | OPPONENT | SCORE | W/L | ATT. |
|---|---|---|---|---|
| 9/18 | at Buffalo | 13-0 | W | 76,097 |
| 9/25 | at San Francisco | 19-15 | W | 40,503 |
| 10/2 | HOUSTON | 27-7 | W | 49,619 |
| 10/9 | at Baltimore | 28-45 | L | 57,005 |
| 10/16 | N.Y. JETS | 21-17 | W | 43,446 |
| 10/23 | SEATTLE | 31-13 | W | 29,858 |
| 10/30 | SAN DIEGO | 13-14 | L | 40,670 |
| 11/6 | at N.Y. Jets | 14-10 | W | 51,582 |
| 11/13 | NEW ENGLAND | 17-5 | W | 67,502 |
| 11/20 | at Cincinnati | 17-23 | L | 46,733 |
| 11/24 | at St. Louis | 55-14 | W | 50,269 |
| 12/5 | BALTIMORE | 17-6 | W | 68,977 |
| 12/11 | at New England | 10-14 | L | 61,064 |
| 12/17 | BUFFALO | 31-14 | W | 39,626 |

| TEAM STATISTICS | MIA. | OPP. |
|---|---|---|
| TOTAL FIRST DOWNS | 267 | 227 |
| By Rushing | 143 | 101 |
| By Passing | 107 | 117 |
| By Penalty | 17 | 9 |
| Third Down: Made/Att. | 78/172 | 88/199 |
| TOTAL NET YARDS | 4327 | 3982 |
| Average Per Game | 309.1 | 284.4 |
| Total Plays | 866 | 901 |
| Average Per Play | 5.0 | 4.4 |
| NET YARDS RUSHING | 2366 | 1749 |
| Average Per Game | 169.0 | 124.9 |
| Total Rushes | 519 | 467 |
| NET YARDS PASSING | 1961 | 2233 |
| Average Per Game | 140.1 | 159.5 |
| Tackled/Yards Lost | 36/303 | 20/160 |
| Gross Yards | 2264 | 2393 |
| Attempts/Completions | 311/182 | 414/226 |
| Completion Percentage | 58.5 | 54.6 |
| Had Intercepted | 14 | 15 |
| PUNTS/AVERAGE | 58/36.9 | 67/38.5 |
| PENALTIES/YARDS | 59/432 | 82/644 |
| FUMBLES/BALL LOST | 22/13 | 37/18 |
| TOUCHDOWNS | 41 | 23 |
| By Rushing | 18 | 12 |
| By Passing | 22 | 10 |
| By Returns | 1 | 1 |

| Score by Quarters | 1 | 2 | 3 | 4 | OT | Total |
|---|---|---|---|---|---|---|
| DOLPHINS | 86 | 113 | 60 | 54 | 0 | 313 |
| OPPONENTS | 52 | 48 | 33 | 64 | 0 | 197 |

| RUSHING | NO. | YDS. | AVG. | LG | TD |
|---|---|---|---|---|---|
| Malone | 129 | 615 | 4.8 | 66t | 5 |
| Davis | 126 | 533 | 4.2 | 60t | 2 |
| L. Harris | 91 | 417 | 4.6 | 77t | 4 |
| Bulaich | 91 | 416 | 4.6 | 29 | 4 |
| Nottingham | 44 | 214 | 4.9 | 13 | 2 |
| Moore | 14 | 89 | 6.4 | 24 | 1 |
| Solomon | 6 | 43 | 7.2 | 14 | 0 |
| Griese | 16 | 30 | 1.9 | 13 | 0 |
| T. Anderson | 1 | 11 | 11.0 | 11 | 0 |
| Michel | 1 | -2 | -2.0 | -2 | 0 |
| **DOLPHINS** | **519** | **2366** | **4.6** | **77t** | **18** |
| **OPPONENTS** | **467** | **1749** | **3.7** | **64t** | **12** |

| RECEIVING | NO. | YDS. | AVG. | LG | TD |
|---|---|---|---|---|---|
| Moore | 52 | 765 | 14.7 | 73t | 12 |
| D. Harris | 34 | 601 | 17.7 | 47 | 5 |
| Bulaich | 25 | 180 | 7.2 | 14 | 0 |
| Tillman | 17 | 169 | 10.0 | 37t | 2 |
| Davis | 14 | 151 | 10.8 | 32 | 1 |
| Solomon | 12 | 181 | 15.1 | 54t | 1 |
| Nottingham | 8 | 58 | 7.3 | 16 | 0 |
| L. Harris | 7 | 29 | 4.1 | 11 | 0 |
| Mandich | 6 | 63 | 10.5 | 15 | 0 |
| Malone | 4 | 58 | 14.5 | 35 | 0 |
| McCreary | 2 | 10 | 5.0 | 9 | 1 |
| Seiple | 1 | -1 | -1.0 | -1 | 0 |
| **DOLPHINS** | **182** | **2264** | **12.4** | **73t** | **22** |
| **OPPONENTS** | **226** | **2393** | **10.6** | **47** | **10** |

| INTERCEPTIONS | NO. | YDS. | AVG. | LG | TD |
|---|---|---|---|---|---|
| Johnson | 4 | 35 | 8.8 | 19 | 0 |
| Thomas | 3 | 23 | 7.7 | 23 | 0 |
| Foley | 3 | 17 | 5.7 | 17 | 0 |
| Gordon | 1 | 27 | 27.0 | 27 | 0 |
| Babb | 1 | 15 | 15.0 | 15 | 0 |
| Matheson | 1 | 7 | 7.0 | 7 | 0 |
| Roberson | 1 | 0 | 0.0 | 0 | 0 |
| Volk | 1 | 0 | 0.0 | 0 | 0 |
| **DOLPHINS** | **15** | **124** | **8.3** | **27** | **0** |
| **OPPONENTS** | **14** | **238** | **17.0** | **34** | **0** |

| PUNTING | NO. | YDS. | AVG. | LG | BK |
|---|---|---|---|---|---|
| Michel | 35 | 1338 | 38.2 | 61 | 0 |
| Seiple | 22 | 801 | 36.4 | 54 | 1 |
| **DOLPHINS** | **58** | **2139** | **36.9** | **61** | **1** |
| **OPPONENTS** | **67** | **2581** | **38.5** | **60** | **0** |

| PUNT RET. | NO. | YDS. | AVG. | LG | TD |
|---|---|---|---|---|---|
| Solomon | 32 | 285 | 8.9 | 39 | 0 |
| D. Anderson | 4 | 3 | 0.7 | 3 | 0 |
| Babb | 2 | 10 | 5.0 | 7 | 0 |
| Davis | 1 | 11 | 11.0 | 11 | 0 |
| T. Anderson | 1 | 6 | 6.0 | 6 | 0 |
| **DOLPHINS** | **40** | **315** | **7.9** | **39** | **0** |
| **OPPONENTS** | **29** | **267** | **9.2** | **49** | **0** |

| KICKOFF RET. | NO. | YDS. | AVG. | LG | TD |
|---|---|---|---|---|---|
| Davis | 14 | 414 | 29.6 | 73 | 0 |
| Solomon | 10 | 273 | 27.3 | 90t | 1 |
| T. Anderson | 7 | 167 | 23.9 | 40 | 0 |
| D. Harris | 4 | 91 | 22.8 | 31 | 0 |
| Nottingham | 2 | 36 | 18.0 | 18 | 0 |
| McCreary | 1 | 30 | 30.0 | 30 | 0 |
| **DOLPHINS** | **38** | **1011** | **26.6** | **90t** | **1** |
| **OPPONENTS** | **59** | **1281** | **21.7** | **32** | **0** |

| SCORING | Ru | Pa | Rt | PAT | FG | S | 2 | TP |
|---|---|---|---|---|---|---|---|---|
| Moore | 1 | 12 | 0 | 0 | 0 | 0 | 0 | 78 |
| Yepremian | 0 | 0 | 0 | 37/41 | 10/22 | 0 | 0 | 67 |
| D. Harris | 0 | 5 | 0 | 0 | 0 | 0 | 0 | 30 |
| Malone | 5 | 0 | 0 | 0 | 0 | 0 | 0 | 30 |
| Bulaich | 4 | 0 | 0 | 0 | 0 | 0 | 0 | 24 |
| L. Harris | 4 | 0 | 0 | 0 | 0 | 0 | 0 | 24 |
| Davis | 2 | 1 | 0 | 0 | 0 | 0 | 0 | 18 |
| Nottingham | 2 | 0 | 0 | 0 | 0 | 0 | 0 | 12 |
| Solomon | 0 | 1 | 1 | 0 | 0 | 0 | 0 | 12 |
| Tillman | 0 | 2 | 0 | 0 | 0 | 0 | 0 | 12 |
| McCreary | 0 | 1 | 0 | 0 | 0 | 0 | 0 | 6 |
| Michel | 0 | 0 | 0 | 0/1 | 0 | 0 | 0 | 0 |
| **DOLPHINS** | **18** | **22** | **1** | **37/42** | **10/22** | **0** | **0** | **313** |
| **OPPONENTS** | **12** | **10** | **1** | **21/23** | **12/20** | **0** | **0** | **197** |

| FIELD GOALS | 1-19 | 20-29 | 30-39 | 40-49 | 50+ |
|---|---|---|---|---|---|
| Yepremian | 0/0 | 3/4 | 5/7 | 2/9 | 0/2 |
| **DOLPHINS** | **0/0** | **3/4** | **5/7** | **2/9** | **0/2** |
| **OPPONENTS** | **1/1** | **2/2** | **4/5** | **5/10** | **0/2** |

### SACKS

Duhe 7.0, Baumhower 4.0, Bokamper 2.5, Gordon 2.0, Matheson 2.0, Den Herder 1.5, Babb 1.0.

**DOLPHINS 20.0, OPPONENTS 36.0**

### USUAL STARTERS

#### OFFENSE

WR – Nat Moore (14)
LT – Wayne Moore (14)
LG – Bob Kuechenberg (12), Ed Newman (2)
C – Jim Langer (14)
RG – Larry Little (13), Ed Newman (1)
RT – Mike Current (14)
TE – Andre Tillman (14)
WR – Freddie Solomon (6), Duriel Harris (4)
QB – Bob Griese (14)
RB – Benny Malone (8), Gary Davis (6)
FB – Norm Bulaich (7), *Leroy Harris (5), Don Nottingham (2)
2TE – Loaird McCreary (4)

#### DEFENSE

LDE – Vern Den Herder (11), Bob Heinz (3)
NT – *Bob Baumhower (14)
RDE – *A.J. Duhe (14)
LOLB – Kim Bokamper (14)
LILB – Steve Towle (7), Mike Kolen (5), Rusty Chambers (2)
RILB – Bob Matheson (9), Steve Towle (5)
ROLB – Larry Gordon (14)
LCB – Norris Thomas (10), Tim Foley (4)
RCB – Curtis Johnson (14)
SS – Tim Foley (10), Dick Anderson (4)
FS – Vern Roberson (9), Charlie Babb (4), Rick Volk (1)

* Indicates Rookie

| PASSING | ATT. | COMP. | YDS. | PCT. | TD | INT. | LG | SCK/LST | RATING |
|---|---|---|---|---|---|---|---|---|---|
| Griese | 307 | 180 | 2252 | 58.6 | 22 | 13 | 73t | 36/303 | 87.7 |
| Strock | 4 | 2 | 12 | 50.0 | 0 | 1 | 9 | 0/0 | 16.7 |
| **DOLPHINS** | **311** | **182** | **2264** | **58.5** | **22** | **14** | **73t** | **36/303** | **86.1** |
| **OPPONENTS** | **414** | **226** | **2393** | **54.6** | **10** | **15** | **47** | **20/160** | **64.6** |

# 1978 FINAL STATISTICS (11-5)

| DATE | OPPONENT | SCORE | W/L | ATT. |
|---|---|---|---|---|
| 9/3 | at N.Y. Jets | 20-33 | L | 49,598 |
| 9/10 | at Baltimore | 42-0 | W | 46,426 |
| 9/17 | BUFFALO | 31-24 | W | 48,373 |
| 9/24 | at Philadelphia | 3-17 | L | 62,998 |
| 10/1 | ST. LOUIS | 24-10 | W | 43,882 |
| 10/9 | CINCINNATI | 21-0 | W | 54,729 |
| 10/15 | at San Diego | 28-21 | W | 50,637 |
| 10/22 | at New England | 24-33 | L | 60,424 |
| 10/29 | BALTIMORE | 26-8 | W | 53,524 |
| 11/5 | DALLAS | 23-16 | W | 70,414 |
| 11/12 | at Buffalo | 25-24 | W | 48,623 |
| 11/20 | at Houston | 30-35 | L | 50,290 |
| 11/26 | N.Y. JETS | 13-24 | L | 49,255 |
| 12/3 | at Washington | 16-0 | W | 52,860 |
| 12/10 | OAKLAND | 23-6 | W | 73,003 |
| 12/18 | NEW ENGLAND | 23-3 | W | 72,071 |

| TEAM STATISTICS | MIA. | OPP. |
|---|---|---|
| TOTAL FIRST DOWNS | 270 | 298 |
| By Rushing | 119 | 120 |
| By Passing | 135 | 156 |
| By Penalty | 16 | 22 |
| Third Down: Made/Att. | 98/215 | 88/205 |
| TOTAL NET YARDS | 4835 | 5169 |
| Average Per Game | 302.2 | 323.1 |
| Total Plays | 954 | 1021 |
| Average Per Play | 5.1 | 5.1 |
| NET YARDS RUSHING | 2366 | 2261 |
| Average Per Game | 147.9 | 141.3 |
| Total Rushes | 548 | 543 |
| NET YARDS PASSING | 2469 | 2908 |
| Average Per Game | 154.3 | 181.8 |
| Tackled/Yards Lost | 27/238 | 41/343 |
| Gross Yards | 2707 | 3251 |
| Attempts/Completions | 379/226 | 437/256 |
| Completion Percentage | 59.6 | 58.6 |
| Had Intercepted | 18 | 32 |
| PUNTS/AVERAGE | 81/40.3 | 74/37.0 |
| PENALTIES/YARDS | 74/603 | 99/865 |
| FUMBLES/BALL LOST | 24/12 | 37/21 |
| TOUCHDOWNS | 45 | 30 |
| By Rushing | 18 | 15 |
| By Passing | 24 | 15 |
| By Returns | 3 | 0 |

| Score by Quarters | 1 | 2 | 3 | 4 | OT | Total |
|---|---|---|---|---|---|---|
| DOLPHINS | 101 | 126 | 68 | 77 | 0 | 372 |
| OPPONENTS | 24 | 87 | 64 | 79 | 0 | 254 |

| RUSHING | NO. | YDS. | AVG. | LG | TD |
|---|---|---|---|---|---|
| Williams | 272 | 1258 | 4.6 | 58t | 8 |
| L. Harris | 123 | 512 | 4.2 | 51 | 2 |
| Davis | 62 | 313 | 5.0 | 65t | 3 |
| Bulaich | 40 | 196 | 4.9 | 63 | 2 |
| Braxton | 20 | 48 | 2.4 | 15 | 2 |
| Strock | 10 | 23 | 2.3 | 12 | 0 |
| Malone | 6 | 18 | 3.0 | 7 | 1 |
| Griese | 9 | 10 | 1.1 | 9 | 0 |
| Benjamin | 1 | -2 | -2.0 | -2 | 0 |
| Moore | 4 | -3 | -0.8 | 3 | 0 |
| Roberts | 1 | -7 | -7.0 | -7 | 0 |
| **DOLPHINS** | **548** | **2366** | **4.3** | **65t** | **18** |
| **OPPONENTS** | **543** | **2261** | **4.2** | **81t** | **15** |

| RECEIVING | NO. | YDS. | AVG. | LG | TD |
|---|---|---|---|---|---|
| Moore | 48 | 645 | 13.5 | 47 | 10 |
| D. Harris | 45 | 654 | 14.5 | 63t | 3 |
| Tillman | 31 | 398 | 12.8 | 33t | 3 |
| L. Harris | 25 | 211 | 8.4 | 57 | 0 |
| Davis | 24 | 218 | 9.1 | 34 | 0 |
| Williams | 18 | 192 | 10.7 | 42 | 0 |
| Bulaich | 16 | 92 | 5.8 | 22 | 0 |
| Cefalo | 6 | 145 | 24.2 | 43 | 3 |
| Braxton | 4 | 47 | 11.8 | 19 | 0 |
| Hardy | 4 | 32 | 8.0 | 15 | 2 |
| McCreary | 3 | 27 | 9.0 | 12 | 2 |
| Rather | 1 | 39 | 39.0 | 39 | 0 |
| Den Herder | 1 | 7 | 7.0 | 7t | 1 |
| **DOLPHINS** | **226** | **2707** | **12.0** | **63t** | **24** |
| **OPPONENTS** | **256** | **3251** | **12.7** | **92t** | **15** |

| INTERCEPTIONS | NO. | YDS. | AVG. | LG | TD |
|---|---|---|---|---|---|
| Foley | 6 | 12 | 2.0 | 8 | 0 |
| Small | 4 | 157 | 39.3 | 46t | 1 |
| Volk | 4 | 42 | 10.5 | 24 | 0 |
| Babb | 3 | 61 | 20.3 | 36 | 0 |
| Gordon | 3 | 35 | 11.7 | 22 | 0 |
| Johnson | 3 | -2 | -0.7 | 0 | 0 |
| Thomas | 2 | 63 | 31.5 | 53t | 1 |
| Rhone | 2 | 4 | 2.0 | 4 | 0 |
| Chambers | 1 | 49 | 49.0 | 49 | 0 |
| Cornelius | 1 | 21 | 21.0 | 21 | 0 |
| Towle | 1 | 14 | 14.0 | 14 | 0 |
| Bokamper | 1 | 2 | 2.0 | 2 | 0 |
| Baumhower | 1 | 0 | 0.0 | 0 | 0 |
| **DOLPHINS** | **32** | **458** | **14.3** | **53t** | **2** |
| **OPPONENTS** | **18** | **224** | **12.4** | **33** | **0** |

| PUNTING | NO. | YDS. | AVG. | LG | BK |
|---|---|---|---|---|---|
| Roberts | 81 | 3263 | 40.3 | 59 | 0 |
| **DOLPHINS** | **81** | **3263** | **40.3** | **59** | **0** |
| **OPPONENTS** | **74** | **2741** | **37.0** | **58** | **2** |

| PUNT RET. | NO. | YDS. | AVG. | LG | TD |
|---|---|---|---|---|---|
| Cefalo | 28 | 232 | 8.3 | 26 | 0 |
| Babb | 9 | 57 | 6.3 | 14 | 0 |
| Davis | 2 | 36 | 18.0 | 25 | 0 |
| Moore | 1 | 11 | 11.0 | 11 | 0 |
| Cornelius | 1 | 5 | 5.0 | 5 | 0 |
| **DOLPHINS** | **41** | **341** | **8.3** | **26** | **0** |
| **OPPONENTS** | **42** | **303** | **7.2** | **34** | **0** |

| KICKOFF RET. | NO. | YDS. | AVG. | LG | TD |
|---|---|---|---|---|---|
| D. Harris | 29 | 657 | 22.7 | 53 | 0 |
| Davis | 13 | 251 | 19.3 | 27 | 0 |
| Anderson | 7 | 157 | 22.4 | 31 | 0 |
| Cefalo | 2 | 40 | 20.0 | 21 | 0 |
| Hardy | 2 | 27 | 13.5 | 15 | 0 |
| **DOLPHINS** | **53** | **1132** | **21.4** | **53** | **0** |
| **OPPONENTS** | **70** | **1459** | **20.8** | **39** | **0** |

| SCORING | Ru | Pa | Rt | PAT | FG | S | 2 | TP |
|---|---|---|---|---|---|---|---|---|
| Yepremian | 0 | 0 | 0 | 41/45 | 19/23 | 0 | 0 | 98 |
| Moore | 0 | 10 | 0 | 0 | 0 | 0 | 0 | 60 |
| Williams | 8 | 0 | 0 | 0 | 0 | 0 | 0 | 48 |
| Cefalo | 0 | 3 | 0 | 0 | 0 | 0 | 0 | 18 |
| Davis | 3 | 0 | 0 | 0 | 0 | 0 | 0 | 18 |
| D. Harris | 0 | 3 | 0 | 0 | 0 | 0 | 0 | 18 |
| Tillman | 0 | 3 | 0 | 0 | 0 | 0 | 0 | 18 |
| Braxton | 2 | 0 | 0 | 0 | 0 | 0 | 0 | 12 |
| Bulaich | 2 | 0 | 0 | 0 | 0 | 0 | 0 | 12 |
| Hardy | 0 | 2 | 0 | 0 | 0 | 0 | 0 | 12 |
| Harris | 2 | 0 | 0 | 0 | 0 | 0 | 0 | 12 |
| McCreary | 0 | 2 | 0 | 0 | 0 | 0 | 0 | 12 |
| Baumhower | 0 | 0 | 1 | 0 | 0 | 0 | 0 | 6 |
| Den Herder | 0 | 1 | 0 | 0 | 0 | 0 | 0 | 6 |
| Malone | 1 | 0 | 0 | 0 | 0 | 0 | 0 | 6 |
| Small | 0 | 0 | 1 | 0 | 0 | 0 | 0 | 6 |
| Thomas | 0 | 0 | 1 | 0 | 0 | 0 | 0 | 6 |
| Bokamper | 0 | 0 | 0 | 0 | 0 | 1 | 0 | 2 |
| Duhe | 0 | 0 | 0 | 0 | 0 | 1 | 0 | 2 |
| **DOLPHINS** | **18** | **24** | **3** | **41/45** | **19/23** | **2** | **0** | **372** |
| **OPPONENTS** | **15** | **15** | **0** | **28/30** | **14/21** | **1** | **0** | **254** |

| FIELD GOALS | 1-19 | 20-29 | 30-39 | 40-49 | 50+ |
|---|---|---|---|---|---|
| Yepremian | 0/0 | 4/5 | 10/11 | 5/7 | 0/0 |
| **DOLPHINS** | **0/0** | **4/5** | **10/11** | **5/7** | **0/0** |
| **OPPONENTS** | **1/1** | **4/6** | **6/8** | **3/6** | **0/0** |

## SACKS

Den Herder 9.0, Bokamper 8.0, Duhe 8.0, Gordon 4.5, Betters 4.0, Chambers 1.5, Baumhower 1.5, Matheson 1.5, Babb 1.0, Barisich 1.0, Simpson 1.0.

**DOLPHINS 41.0, OPPONENTS 27.0**

## USUAL STARTERS

### OFFENSE

WR – Nat Moore (15), *Jimmy Cefalo (1)
LT – Wayne Moore (9), Bob Kuechenberg (7)
LG – Bob Kuechenberg (8), Ed Newman (8)
C – Jim Langer (16)
RG – Larry Little (15), Ed Newman (1)
RT – Mike Current (15), Wayne Moore (1)
TE – Andre Tillman (16)
WR – Duriel Harris (15)
QB – Bob Griese (9), Don Strock (7)
RB – Delvin Williams (15), Gary Davis (1)
FB – Leroy Harris (11), Norm Bulaich (3), Jim Braxton (2)
2TE – Loaird McCreary (1)

### DEFENSE

LDE – Vern Den Herder (16)
NT – Bob Baumhower (16)
RDE – A.J. Duhe (10), *Doug Betters (6)
LOLB – Kim Bokamper (16)
LILB – Steve Towle (10), Rusty Chambers (6)
RILB – Rusty Chambers (9), Bob Matheson (3), Steve Towle (3), Earnie Rhone (1)
ROLB – Larry Gordon (15), Earnie Rhone (1)
LCB – Norris Thomas (16)
RCB – Curtis Johnson (12), *Gerald Small (4)
SS – Tim Foley (16)
FS – Rick Volk (13), Charlie Babb (3)

* Indicates Rookie

| PASSING | ATT. | COMP. | YDS. | PCT. | TD | INT. | LG | SCK/LST | RATING |
|---|---|---|---|---|---|---|---|---|---|
| Griese | 235 | 148 | 1791 | 63.0 | 11 | 11 | 63t | 18/165 | 82.4 |
| Strock | 135 | 72 | 825 | 53.3 | 12 | 6 | 57 | 9/73 | 83.3 |
| Benjamin | 8 | 6 | 91 | 75.0 | 1 | 1 | 43 | 0/0 | 112.0 |
| Williams | 1 | 0 | 0 | 0.0 | 0 | 0 | 0 | 0/0 | 39.6 |
| **DOLPHINS** | **379** | **226** | **2707** | **59.6** | **24** | **18** | **63t** | **27/238** | **82.9** |
| **OPPONENTS** | **437** | **256** | **3251** | **58.6** | **15** | **32** | **92t** | **41/343** | **62.8** |

# 1979 FINAL STATISTICS (10-6)

| DATE | OPPONENT | SCORE | W/L | ATT. |
|---|---|---|---|---|
| 9/2 | at Buffalo | 9-7 | W | 69,441 |
| 9/9 | SEATTLE | 19-10 | W | 56,233 |
| 9/16 | at Minnesota | 27-12 | W | 44,187 |
| 9/23 | CHICAGO | 31-16 | W | 66,011 |
| 9/30 | at N.Y. Jets | 27-33 | L | 51,496 |
| 10/8 | at Oakland | 3-13 | L | 52,419 |
| 10/14 | BUFFALO | 17-7 | W | 45,597 |
| 10/21 | at New England | 13-28 | L | 61,096 |
| 10/28 | GREEN BAY | 27-7 | W | 47,741 |
| 11/5 | HOUSTON | 6-9 | L | 70,273 |
| 11/11 | BALTIMORE | 19-0 | W | 50,193 |
| 11/18 | at Cleveland | 24-30 (OT) | L | 80,374 |
| 11/25 | at Baltimore | 28-24 | W | 36,016 |
| 11/29 | NEW ENGLAND | 39-24 | W | 69,174 |
| 12/9 | at Detroit | 28-10 | W | 78,087 |
| 12/15 | N.Y. JETS | 24-27 | L | 49,915 |

| TEAM STATISTICS | MIA. | OPP. |
|---|---|---|
| TOTAL FIRST DOWNS | 297 | 238 |
| By Rushing | 126 | 87 |
| By Passing | 140 | 135 |
| By Penalty | 31 | 16 |
| Third Down: Made/Att. | 99/205 | 96/213 |
| TOTAL NET YARDS | 4950 | 4439 |
| Average Per Game | 309.4 | 277.4 |
| Total Plays | 1006 | 938 |
| Average Per Play | 4.9 | 4.7 |
| NET YARDS RUSHING | 2187 | 1702 |
| Average Per Game | 136.7 | 106.4 |
| Total Rushes | 561 | 484 |
| NET YARDS PASSING | 2763 | 2737 |
| Average Per Game | 172.7 | 171.1 |
| Tackled/Yards Lost | 29/255 | 36/314 |
| Gross Yards | 3018 | 3051 |
| Attempts/Completions | 416/235 | 418/230 |
| Completion Percentage | 56.5 | 55.0 |
| Had Intercepted | 22 | 23 |
| PUNTS/AVERAGE | 71/39.5 | 77/37.9 |
| PENALTIES/YARDS | 79/651 | 107/834 |
| FUMBLES/BALL LOST | 27/15 | 29/15 |
| TOUCHDOWNS | 40 | 31 |
| By Rushing | 19 | 9 |
| By Passing | 20 | 17 |
| By Returns | 1 | 5 |

| Score by Quarters | 1 | 2 | 3 | 4 | OT | Total |
|---|---|---|---|---|---|---|
| DOLPHINS | 71 | 75 | 80 | 115 | 0 | 341 |
| OPPONENTS | 24 | 71 | 87 | 69 | 6 | 257 |

| RUSHING | NO. | YDS. | AVG. | LG | TD |
|---|---|---|---|---|---|
| Csonka | 220 | 837 | 3.8 | 22 | 12 |
| Williams | 184 | 703 | 3.8 | 39 | 3 |
| Davis | 98 | 383 | 3.9 | 42 | 1 |
| Nathan | 16 | 68 | 4.2 | 18 | 0 |
| Torrey | 13 | 61 | 4.7 | 17 | 1 |
| Bulaich | 9 | 37 | 4.1 | 9 | 2 |
| Griese | 11 | 30 | 2.7 | 18 | 0 |
| Moore | 3 | 22 | 7.3 | 18 | 0 |
| Harris | 1 | 20 | 20.0 | 20 | 0 |
| Howell | 3 | 8 | 2.7 | 5 | 0 |
| **DOLPHINS** | **561** | **2187** | **3.9** | **42** | **19** |
| **OPPONENTS** | **484** | **1702** | **3.5** | **30** | **9** |

| RECEIVING | NO. | YDS. | AVG. | LG | TD |
|---|---|---|---|---|---|
| Moore | 48 | 840 | 17.5 | 53 | 6 |
| Harris | 42 | 798 | 19.0 | 51 | 3 |
| Davis | 34 | 215 | 6.3 | 18 | 0 |
| Hardy | 30 | 386 | 12.8 | 28 | 3 |
| Williams | 21 | 175 | 8.3 | 38 | 1 |
| Nathan | 17 | 213 | 12.5 | 35 | 2 |
| Csonka | 16 | 75 | 4.7 | 18 | 1 |
| Cefalo | 12 | 223 | 18.6 | 30 | 3 |
| Bulaich | 8 | 53 | 6.6 | 13 | 1 |
| Howell | 3 | 23 | 7.7 | 11 | 0 |
| Lee | 2 | 14 | 7.0 | 10 | 0 |
| Torrey | 2 | 3 | 1.5 | 8 | 0 |
| **DOLPHINS** | **235** | **3018** | **12.8** | **53** | **20** |
| **OPPONENTS** | **230** | **3051** | **13.3** | **78t** | **17** |

| INTERCEPTIONS | NO. | YDS. | AVG. | LG | TD |
|---|---|---|---|---|---|
| Colzie | 5 | 86 | 17.2 | 56 | 0 |
| Small | 5 | 74 | 14.8 | 40 | 0 |
| Gordon | 2 | 33 | 16.5 | 33 | 0 |
| Thomas | 2 | 29 | 14.5 | 24 | 0 |
| Rhone | 2 | 17 | 8.5 | 10 | 0 |
| Foley | 2 | 8 | 4.0 | 8 | 0 |
| Matheson | 1 | 28 | 28.0 | 28 | 0 |
| Chambers | 1 | 4 | 4.0 | 4 | 0 |
| Babb | 1 | 3 | 3.0 | 3 | 0 |
| Bokamper | 1 | 3 | 3.0 | 3 | 0 |
| Towle | 1 | 0 | 0.0 | 0 | 0 |
| **DOLPHINS** | **23** | **285** | **12.4** | **56** | **0** |
| **OPPONENTS** | **22** | **382** | **17.4** | **58t** | **3** |

| PUNTING | NO. | YDS. | AVG. | LG | BK |
|---|---|---|---|---|---|
| Roberts | 69 | 2772 | 40.2 | 68 | 1 |
| von Schamann | 1 | 31 | 31.0 | 31 | 0 |
| **DOLPHINS** | **71** | **2803** | **39.5** | **68** | **1** |
| **OPPONENTS** | **77** | **2919** | **37.9** | **60** | **0** |

| PUNT RET. | NO. | YDS. | AVG. | LG | TD |
|---|---|---|---|---|---|
| Nathan | 28 | 306 | 10.9 | 86t | 1 |
| Kozlowski | 3 | 21 | 7.0 | 11 | 0 |
| Cefalo | 2 | 10 | 5.0 | 10 | 0 |
| Babb | 1 | 0 | 0.0 | 0 | 0 |
| **DOLPHINS** | **34** | **337** | **9.9** | **86t** | **1** |
| **OPPONENTS** | **25** | **131** | **5.2** | **34** | **0** |

| KICKOFF RET. | NO. | YDS. | AVG. | LG | TD |
|---|---|---|---|---|---|
| Nathan | 45 | 1016 | 22.6 | 43 | 0 |
| Kozlowski | 4 | 85 | 21.2 | 22 | 0 |
| Davis | 2 | 27 | 13.5 | 16 | 0 |
| Bessillieu | 0 | 20 | - | 20 | 0 |
| **DOLPHINS** | **51** | **1148** | **22.5** | **43** | **0** |
| **OPPONENTS** | **69** | **1518** | **22.0** | **55** | **0** |

| SCORING | Ru | Pa | Rt | PAT | FG | S | 2 | TP |
|---|---|---|---|---|---|---|---|---|
| von Schamann | 0 | 0 | 0 | 36/40 | 21/29 | 0 | 0 | 99 |
| Csonka | 12 | 1 | 0 | 0 | 0 | 0 | 0 | 78 |
| Moore | 0 | 6 | 0 | 0 | 0 | 0 | 0 | 36 |
| Williams | 3 | 1 | 0 | 0 | 0 | 0 | 0 | 24 |
| Cefalo | 0 | 3 | 0 | 0 | 0 | 0 | 0 | 18 |
| Hardy | 0 | 3 | 0 | 0 | 0 | 0 | 0 | 18 |
| Harris | 0 | 3 | 0 | 0 | 0 | 0 | 0 | 18 |
| Bulaich | 2 | 1 | 0 | 0 | 0 | 0 | 0 | 18 |
| Nathan | 0 | 2 | 1 | 0 | 0 | 0 | 0 | 18 |
| Davis | 1 | 0 | 0 | 0 | 0 | 0 | 0 | 6 |
| Torrey | 1 | 0 | 0 | 0 | 0 | 0 | 0 | 6 |
| Team | 0 | 0 | 0 | 0 | 0 | 1 | 1 | 2 |
| **DOLPHINS** | **19** | **20** | **1** | **36/40** | **21/29** | **1** | **1** | **341** |
| **OPPONENTS** | **9** | **17** | **5** | **26/30** | **15/26** | **0** | **0** | **257** |

| FIELD GOALS | 1-19 | 20-29 | 30-39 | 40-49 | 50+ |
|---|---|---|---|---|---|
| von Schamann | 0/0 | 8/8 | 9/14 | 2/4 | 2/3 |
| **DOLPHINS** | **0/0** | **8/8** | **9/14** | **2/4** | **2/3** |
| **OPPONENTS** | **0/0** | **2/3** | **7/9** | **6/14** | **0/0** |

**SACKS**

Den Herder 9.0, Betters 8.0, Baumhower 6.5, Bokamper 4.5, Gordon 3.0, Duhe 2.0, Barisich 1.5, Thomas 1.0, Towle 0.5.

**DOLPHINS 36.0, OPPONENTS 29.0**

**USUAL STARTERS**

**OFFENSE**

WR – Duriel Harris (14), Jimmy Cefalo (2)
LT – Bob Kuechenberg (16)
LG – Ed Newman (16)
C – Jim Langer (9), Mark Dennard (7)
RG – Larry Little (14), Eric Laakso (2)
RT – Mike Current (16)
TE – Bruce Hardy (14), *Ronnie Lee (2)
WR – Nat Moore (14), Jimmy Cefalo (1)
QB – Bob Griese (12), Don Strock (4)
RB – Delvin Williams (13), Gary Davis (3)
FB – Larry Csonka (16)
2TE – *Ronnie Lee (1)

**DEFENSE**

LDE – Vern Den Herder (16)
NT – Bob Baumhower (16)
RDE – Doug Betters (14), A.J. Duhe (2)
LOLB – Kim Bokamper (13), Bob Matheson (3)
LILB – Steve Towle (16)
RILB – Rusty Chambers (16)
ROLB – Larry Gordon (16)
LCB – Norris Thomas (16)
RCB – Gerald Small (16)
SS – Tim Foley (15), *Mike Kozlowski (1)
FS – Neal Colzie (16)

* Indicates Rookie

| PASSING | ATT. | COMP. | YDS. | PCT. | TD | INT. | LG | SCK/LST | RATING |
|---|---|---|---|---|---|---|---|---|---|
| Griese | 310 | 176 | 2160 | 56.8 | 14 | 16 | 51 | 26/221 | 72.0 |
| Strock | 100 | 56 | 830 | 56.0 | 6 | 6 | 53 | 2/22 | 78.3 |
| Benjamin | 4 | 3 | 28 | 75.0 | 0 | 0 | 17 | 1/10 | 93.8 |
| Hardy | 1 | 0 | 0 | 0.0 | 0 | 0 | 0 | 0/0 | 39.6 |
| Williams | 1 | 0 | 0 | 0.0 | 0 | 0 | 0 | 0/0 | 39.6 |
| **DOLPHINS** | **416** | **235** | **3018** | **56.5** | **20** | **22** | **53** | **29/255** | **73.3** |
| **OPPONENTS** | **418** | **230** | **3051** | **55.0** | **17** | **23** | **78t** | **36/314** | **69.0** |

# 1980 FINAL STATISTICS (8-8)

| DATE | OPPONENT | SCORE | W/L | ATT. |
|---|---|---|---|---|
| 9/7 | at Buffalo | 7-17 | L | 79,598 |
| 9/14 | CINCINNATI | 17-16 | W | 38,322 |
| 9/21 | at Atlanta | 20-17 | W | 55,479 |
| 9/28 | NEW ORLEANS | 21-16 | W | 40,946 |
| 10/5 | BALTIMORE | 17-30 | L | 50,631 |
| 10/12 | at New England | 0-34 | L | 60,377 |
| 10/19 | BUFFALO | 17-14 | W | 41,636 |
| 10/27 | at N.Y. Jets | 14-17 | L | 53,046 |
| 11/2 | at Oakland | 10-16 | L | 46,378 |
| 11/9 | at Los Angeles | 35-14 | W | 62,198 |
| 11/16 | SAN FRANCISCO | 17-13 | W | 45,135 |
| 11/20 | SAN DIEGO | 24-27 (OT) | L | 63,013 |
| 11/30 | at Pittsburgh | 10-23 | L | 51,384 |
| 12/8 | NEW ENGLAND | 16-13 (OT) | W | 63,292 |
| 12/14 | at Baltimore | 24-14 | W | 30,564 |
| 12/20 | N.Y. JETS | 17-24 | L | 41,854 |

| TEAM STATISTICS | MIA. | OPP. |
|---|---|---|
| TOTAL FIRST DOWNS | 284 | 309 |
| By Rushing | 107 | 107 |
| By Passing | 149 | 185 |
| By Penalty | 28 | 17 |
| Third Down: Made/Att. | 90/232 | 115/239 |
| TOTAL NET YARDS | 4564 | 5224 |
| Average Per Game | 285.3 | 326.5 |
| Total Plays | 1015 | 1062 |
| Average Per Play | 4.5 | 4.9 |
| NET YARDS RUSHING | 1876 | 2018 |
| Average Per Game | 117.3 | 126.1 |
| Total Rushes | 492 | 530 |
| NET YARDS PASSING | 2688 | 3206 |
| Average Per Game | 168.0 | 200.4 |
| Tackled/Yards Lost | 31/265 | 27/233 |
| Gross Yards | 2953 | 3439 |
| Attempts/Completions | 492/267 | 505/290 |
| Completion Percentage | 54.3 | 57.4 |
| Had Intercepted | 26 | 28 |
| PUNTS/AVERAGE | 79/41.5 | 72/37.3 |
| PENALTIES/YARDS | 74/567 | 108/923 |
| FUMBLES/BALL LOST | 33/16 | 31/17 |
| TOUCHDOWNS | 32 | 36 |
| By Rushing | 9 | 13 |
| By Passing | 21 | 21 |
| By Returns | 2 | 2 |

| Score by Quarters | 1 | 2 | 3 | 4 | OT | Total |
|---|---|---|---|---|---|---|
| DOLPHINS | 47 | 65 | 37 | 114 | 3 | 266 |
| OPPONENTS | 54 | 100 | 65 | 83 | 3 | 305 |

| RUSHING | NO. | YDS. | AVG. | LG | TD |
|---|---|---|---|---|---|
| Williams | 187 | 671 | 3.6 | 65 | 2 |
| Nathan | 60 | 327 | 5.5 | 18 | 1 |
| Robiskie | 78 | 250 | 3.2 | 36 | 2 |
| Woodley | 55 | 214 | 3.9 | 17 | 3 |
| Howell | 60 | 206 | 3.4 | 23 | 1 |
| Bennett | 43 | 187 | 4.3 | 19 | 0 |
| Giaquinto | 5 | 16 | 3.2 | 5 | 0 |
| Testerman | 1 | 5 | 5.0 | 5 | 0 |
| Moore | 1 | 3 | 3.0 | 3 | 0 |
| Griese | 1 | 0 | 0.0 | 0 | 0 |
| Strock | 1 | -3 | -3.0 | -3 | 0 |
| **DOLPHINS** | **492** | **1876** | **3.8** | **65** | **9** |
| **OPPONENTS** | **530** | **2018** | **3.8** | **53** | **13** |

| RECEIVING | NO. | YDS. | AVG. | LG | TD |
|---|---|---|---|---|---|
| Nathan | 57 | 588 | 10.3 | 61 | 5 |
| Moore | 47 | 564 | 12.0 | 33 | 7 |
| Harris | 33 | 583 | 17.7 | 54 | 2 |
| Williams | 31 | 207 | 6.7 | 19 | 0 |
| Giaquinto | 24 | 192 | 8.0 | 25 | 1 |
| Hardy | 19 | 159 | 8.4 | 19 | 2 |
| Rose | 13 | 149 | 11.5 | 50 | 0 |
| Robiskie | 13 | 60 | 4.6 | 15 | 0 |
| Cefalo | 11 | 199 | 18.1 | 52 | 1 |
| Lee | 7 | 83 | 11.9 | 41 | 2 |
| Howell | 5 | 38 | 7.6 | 13 | 0 |
| Bailey | 4 | 105 | 26.3 | 39 | 0 |
| Bennett | 3 | 26 | 8.7 | 19t | 1 |
| **DOLPHINS** | **267** | **2953** | **11.1** | **61** | **21** |
| **OPPONENTS** | **290** | **3439** | **11.9** | **61** | **21** |

| INTERCEPTIONS | NO. | YDS. | AVG. | LG | TD |
|---|---|---|---|---|---|
| Small | 7 | 46 | 6.6 | 22 | 0 |
| McNeal | 5 | 17 | 3.4 | 15 | 0 |
| Bessillieu | 4 | 13 | 3.3 | 12 | 0 |
| Taylor | 3 | 55 | 18.3 | 44 | 0 |
| Rhone | 3 | 33 | 11.0 | 12 | 0 |
| Blackwood | 3 | 0 | 0.0 | 0 | 0 |
| Ortega | 1 | 17 | 17.0 | 17 | 0 |
| Gordon | 1 | 11 | 11.0 | 11 | 0 |
| Bokamper | 1 | 6 | 6.0 | 6 | 0 |
| **DOLPHINS** | **28** | **198** | **7.1** | **44** | **0** |
| **OPPONENTS** | **26** | **386** | **14.8** | **71t** | **1** |

| PUNTING | NO. | YDS. | AVG. | LG | BK |
|---|---|---|---|---|---|
| Roberts | 77 | 3279 | 42.6 | 71 | 2 |
| **DOLPHINS** | **79** | **3279** | **41.5** | **71** | **2** |
| **OPPONENTS** | **72** | **2684** | **37.3** | **69** | **1** |

| PUNT RET. | NO. | YDS. | AVG. | LG | TD |
|---|---|---|---|---|---|
| Nathan | 23 | 178 | 7.7 | 30 | 0 |
| Giaquinto | 7 | 35 | 5.0 | 15 | 0 |
| Bessillieu | 1 | 0 | 0.0 | 0 | 0 |
| Blackwood | 1 | 0 | 0.0 | 0 | 0 |
| **DOLPHINS** | **32** | **213** | **6.7** | **30** | **0** |
| **OPPONENTS** | **42** | **339** | **8.1** | **35** | **0** |

| KICKOFF RET. | NO. | YDS. | AVG. | LG | TD |
|---|---|---|---|---|---|
| Bessillieu | 40 | 890 | 22.3 | 87 | 0 |
| Giaquinto | 9 | 146 | 16.2 | 22 | 0 |
| Nathan | 5 | 102 | 20.4 | 31 | 0 |
| Harris | 5 | 89 | 17.8 | 22 | 0 |
| Barnett | 1 | 7 | 7.0 | 7 | 0 |
| Allen | 1 | 0 | 0.0 | 0 | 0 |
| **DOLPHINS** | **61** | **1234** | **20.2** | **87** | **0** |
| **OPPONENTS** | **53** | **1210** | **22.8** | **52** | **0** |

| SCORING | Ru | Pa | Rt | PAT | FG | S | 2 | TP |
|---|---|---|---|---|---|---|---|---|
| von Schamann | 0 | 0 | 0 | 32/32 | 14/23 | 0 | 0 | 74 |
| Moore | 0 | 7 | 0 | 0 | 0 | 0 | 0 | 42 |
| Nathan | 1 | 5 | 0 | 0 | 0 | 0 | 0 | 36 |
| Woodley | 3 | 0 | 0 | 0 | 0 | 0 | 0 | 18 |
| Giaquinto | 0 | 1 | 1 | 0 | 0 | 0 | 0 | 12 |
| Hardy | 0 | 2 | 0 | 0 | 0 | 0 | 0 | 12 |
| Harris | 0 | 2 | 0 | 0 | 0 | 0 | 0 | 12 |
| Lee | 0 | 2 | 0 | 0 | 0 | 0 | 0 | 12 |
| Robiskie | 2 | 0 | 0 | 0 | 0 | 0 | 0 | 12 |
| Williams | 2 | 0 | 0 | 0 | 0 | 0 | 0 | 12 |
| Bennett | 0 | 1 | 0 | 0 | 0 | 0 | 0 | 6 |
| Bessillieu | 0 | 0 | 1 | 0 | 0 | 0 | 0 | 6 |
| Cefalo | 0 | 1 | 0 | 0 | 0 | 0 | 0 | 6 |
| Howell | 1 | 0 | 0 | 0 | 0 | 0 | 0 | 6 |
| **DOLPHINS** | **9** | **21** | **2** | **32/32** | **14/23** | **0** | **0** | **266** |
| **OPPONENTS** | **13** | **21** | **2** | **33/36** | **18/25** | **1** | **0** | **305** |

| FIELD GOALS | 1-19 | 20-29 | 30-39 | 40-49 | 50+ |
|---|---|---|---|---|---|
| von Schamann | 0/0 | 9/10 | 3/5 | 2/5 | 0/3 |
| **DOLPHINS** | **0/0** | **9/10** | **3/5** | **2/5** | **0/3** |
| **OPPONENTS** | **0/0** | **2/2** | **12/14** | **4/8** | **0/1** |

## SACKS

Bokamper 5.5, Duhe 5.5, Baumhower 4.0, Betters 4.0, Gordon 3.0, Bessillieu 2.0, Den Herder 2.0, Rhone 1.0.

**DOLPHINS 27.0, OPPONENTS 31.0**

## USUAL STARTERS

### OFFENSE

WR – Nat Moore (16)
LT – Jon Giesler (10), Cleveland Green (3), Bob Kuechenberg (3)
LG – Bob Kuechenberg (13), Ed Newman (3)
C – Mark Dennard (16)
RG – Ed Newman (13), Larry Little (3)
RT – Eric Laakso (16)
TE – Ronnie Lee (13)
TE – Bruce Hardy (12)
WR – Jimmy Cefalo (4), Duriel Harris (3)
QB – *David Woodley (11), Bob Griese (3), Don Strock (2)
RB – Delvin Williams (10), Tony Nathan (6)
FB – Steve Howell (8), Terry Robiskie (5), Woody Bennett (3)

### DEFENSE

LDE – Vern Den Herder (16)
NT – Bob Baumhower (16)
RDE – Doug Betters (16)
LOLB – Kim Bokamper (16)
LILB – Rusty Chambers (8), Ralph Ortega (6), A.J. Duhe (2)
RILB – A.J. Duhe (12), Rusty Chambers (4),
ROLB – A.J. Duhe (1), Larry Gordon (14), Earnie Rhone (1)
LCB – *Don McNeal (13), Ed Taylor (3)
RCB – Gerald Small (16)
SS – Glenn Blackwood (10), Don Bessillieu (3), Tim Foley (3)
FS – Don Bessillieu (10), Glenn Blackwood (6)

* Indicates Rookie

| PASSING | ATT. | COMP. | YDS. | PCT. | TD | INT. | LG | SCK/LST | RATING |
|---|---|---|---|---|---|---|---|---|---|
| Woodley | 327 | 176 | 1850 | 53.8 | 14 | 17 | 61 | 17/127 | 63.1 |
| Griese | 100 | 61 | 790 | 61.0 | 6 | 4 | 54 | 9/89 | 89.2 |
| Strock | 62 | 30 | 313 | 48.4 | 1 | 5 | 33 | 5/49 | 35.1 |
| Moore | 1 | 0 | 0 | 0.0 | 0 | 0 | 0 | 0/0 | 39.6 |
| Nathan | 1 | 0 | 0 | 0.0 | 0 | 0 | 0 | 0/0 | 39.6 |
| Williams | 1 | 0 | 0 | 0.0 | 0 | 0 | 0 | 0/0 | 39.6 |
| **DOLPHINS** | **492** | **267** | **2953** | **54.3** | **21** | **26** | **61** | **31/265** | **64.6** |
| **OPPONENTS** | **505** | **290** | **3439** | **57.4** | **21** | **28** | **61** | **27/233** | **69.1** |

# 1981 FINAL STATISTICS (11-4-1)

| DATE | OPPONENT | SCORE | W/L | ATT. |
|---|---|---|---|---|
| 9/6 | at St. Louis | 20-7 | W | 50,351 |
| 9/10 | PITTSBURGH | 30-10 | W | 74,190 |
| 9/20 | at Houston | 16-10 | W | 47,379 |
| 9/27 | at Baltimore | 31-28 | W | 41,630 |
| 10/4 | N.Y. JETS | 28-28 (OT) | T | 68,723 |
| 10/12 | at Buffalo | 21-31 | L | 78,576 |
| 10/18 | WASHINGTON | 13-10 | W | 47,367 |
| 10/25 | at Dallas | 27-28 | L | 64,221 |
| 11/1 | BALTIMORE | 27-10 | W | 46,061 |
| 11/8 | at New England | 30-27 (OT) | W | 60,436 |
| 11/15 | OAKLAND | 17-33 | L | 61,777 |
| 11/22 | at N.Y. Jets | 15-16 | L | 59,962 |
| 11/30 | PHILADELPHIA | 13-10 | w | 67,797 |
| 12/6 | NEW ENGLAND | 24-14 | W | 50,421 |
| 12/13 | at Kansas City | 17-7 | W | 57,407 |
| 12/19 | BUFFALO | 16-6 | W | 72,956 |

| TEAM STATISTICS | MIA. | OPP. |
|---|---|---|
| TOTAL FIRST DOWNS | 306 | 296 |
| By Rushing | 123 | 124 |
| By Passing | 157 | 160 |
| By Penalty | 26 | 12 |
| Third Down: Made/Att. | 86/225 | 81/214 |
| TOTAL NET YARDS | 5322 | 5363 |
| Average Per Game | 332.6 | 335.2 |
| Total Plays | 1063 | 1039 |
| Average Per Play | 5.0 | 5.2 |
| NET YARDS RUSHING | 2173 | 2032 |
| Average Per Game | 135.8 | 127.0 |
| Total Rushes | 535 | 492 |
| NET YARDS PASSING | 3149 | 3331 |
| Average Per Game | 196.8 | 208.2 |
| Tackled/Yards Lost | 30/236 | 38/314 |
| Gross Yards | 3385 | 3645 |
| Attempts/Completions | 498/271 | 509/297 |
| Completion Percentage | 54.4 | 58.3 |
| Had Intercepted | 21 | 18 |
| PUNTS/AVERAGE | 83/40.8 | 87/41.0 |
| PENALTIES/YARDS | 71/541 | 104/886 |
| FUMBLES/BALL LOST | 26/10 | 30/15 |
| TOUCHDOWNS | 39 | 33 |
| By Rushing | 18 | 10 |
| By Passing | 18 | 23 |
| By Returns | 3 | 0 |

| Score by Quarters | 1 | 2 | 3 | 4 | OT | Total |
|---|---|---|---|---|---|---|
| DOLPHINS | 41 | 110 | 97 | 94 | 3 | 345 |
| OPPONENTS | 72 | 92 | 30 | 81 | 0 | 275 |

| RUSHING | NO. | YDS. | AVG. | LG | TD |
|---|---|---|---|---|---|
| Nathan | 147 | 782 | 5.3 | 46 | 5 |
| Franklin | 201 | 711 | 3.5 | 29 | 7 |
| Woodley | 63 | 272 | 4.3 | 26 | 4 |
| Hill | 37 | 146 | 3.9 | 24 | 1 |
| Vigorito | 35 | 116 | 3.3 | 30t | 1 |
| Bennett | 28 | 104 | 3.7 | 12 | 0 |
| Giaqunito | 3 | 31 | 10.3 | 20 | 0 |
| Howell | 5 | 21 | 4.2 | 9 | 0 |
| Orosz | 1 | 13 | 13.0 | 13 | 0 |
| Moore | 1 | 3 | 3.0 | 3 | 0 |
| Strock | 14 | -26 | -1.9 | 9 | 0 |
| **DOLPHINS** | **535** | **2173** | **4.1** | **46** | **18** |
| **OPPONENTS** | **492** | **2032** | **4.1** | **28** | **10** |

| RECEIVING | NO. | YDS. | AVG. | LG | TD |
|---|---|---|---|---|---|
| Harris | 53 | 911 | 17.2 | 55 | 2 |
| Nathan | 50 | 452 | 9.0 | 31 | 3 |
| Vigorito | 33 | 237 | 7.2 | 31t | 2 |
| Cefalo | 29 | 631 | 21.8 | 69t | 3 |
| Moore | 26 | 452 | 17.4 | 52 | 2 |
| Rose | 23 | 316 | 13.7 | 50 | 2 |
| Hardy | 15 | 174 | 11.6 | 21 | 0 |
| Lee | 14 | 64 | 4.6 | 11 | 1 |
| Hill | 12 | 73 | 6.1 | 16 | 1 |
| Giaqunito | 7 | 38 | 5.4 | 16 | 1 |
| Bennett | 4 | 22 | 5.5 | 10 | 0 |
| Franklin | 3 | 6 | 2.0 | 3t | 1 |
| Howell | 2 | 9 | 4.5 | 5 | 0 |
| **DOLPHINS** | **271** | **3385** | **12.5** | **69t** | **18** |
| **OPPONENTS** | **297** | **3645** | **12.3** | **76t** | **23** |

| INTERCEPTIONS | NO. | YDS. | AVG. | LG | TD |
|---|---|---|---|---|---|
| G. Blackwood | 4 | 124 | 31.0 | 39 | 0 |
| Kozlowski | 3 | 37 | 12.3 | 29 | 0 |
| Rhone | 3 | 35 | 11.7 | 16 | 0 |
| L. Blackwood | 3 | 12 | 4.0 | 11 | 0 |
| Brudzinski | 2 | 35 | 17.5 | 19 | 0 |
| Duhe | 1 | 11 | 11.0 | 11 | 0 |
| Walker | 1 | 0 | 0.0 | 0 | 0 |
| Bessillieu | 1 | 0 | 0.0 | 0 | 0 |
| **DOLPHINS** | **18** | **254** | **14.1** | **39** | **0** |
| **OPPONENTS** | **21** | **288** | **13.7** | **39** | **0** |

| PUNTING | NO. | YDS. | AVG. | LG | BK |
|---|---|---|---|---|---|
| Orosz | 83 | 3386 | 40.8 | 61 | 0 |
| **DOLPHINS** | **83** | **3386** | **40.8** | **61** | **0** |
| **OPPONENTS** | **87** | **3565** | **41.0** | **59** | **0** |

| PUNT RET. | NO. | YDS. | AVG. | LG | TD |
|---|---|---|---|---|---|
| Vigorito | 36 | 379 | 10.5 | 87t | 1 |
| Walker | 5 | 50 | 10.0 | 17 | 0 |
| G. Blackwood | 2 | 8 | 4.0 | 6 | 0 |
| Bessillieu | 1 | 12 | 12.0 | 12 | 0 |
| Kozlowski | 1 | 9 | 9.0 | 9 | 0 |
| **DOLPHINS** | **45** | **458** | **10.2** | **87t** | **1** |
| **OPPONENTS** | **45** | **286** | **6.4** | **22** | **0** |

| KICKOFF RET. | NO. | YDS. | AVG. | LG | TD |
|---|---|---|---|---|---|
| Walker | 38 | 932 | 24.5 | 90t | 1 |
| Bessillieu | 7 | 114 | 16.3 | 30 | 0 |
| Vigorito | 4 | 84 | 12.0 | 25 | 0 |
| Kozlowski | 1 | 40 | 40.0 | 40 | 0 |
| Giaquinto | 1 | 22 | 22.0 | 22 | 0 |
| Harris | 1 | 20 | 20.0 | 20 | 0 |
| Hill | 1 | 20 | 20.0 | 20 | 0 |
| Rose | 1 | 5 | 5.0 | 5 | 0 |
| **DOLPHINS** | **54** | **1228** | **22.7** | **90t** | **1** |
| **OPPONENTS** | **61** | **1218** | **20.0** | **41** | **0** |

| SCORING | Ru | Pa | Rt | PAT | FG | S | 2 | TP |
|---|---|---|---|---|---|---|---|---|
| von Schamann | 0 | 0 | 0 | 37/38 | 24/31 | 0 | 0 | 109 |
| Nathan | 5 | 3 | 0 | 0 | 0 | 0 | 0 | 48 |
| Franklin | 7 | 1 | 0 | 0 | 0 | 0 | 0 | 48 |
| Woodley | 4 | 0 | 0 | 0 | 0 | 0 | 0 | 24 |
| Vigorito | 1 | 2 | 1 | 0 | 0 | 0 | 0 | 24 |
| Cefalo | 0 | 3 | 0 | 0 | 0 | 0 | 0 | 18 |
| Moore | 0 | 2 | 0 | 0 | 0 | 0 | 0 | 12 |
| Harris | 0 | 2 | 0 | 0 | 0 | 0 | 0 | 12 |
| Hill | 1 | 1 | 0 | 0 | 0 | 0 | 0 | 12 |
| Rose | 0 | 2 | 0 | 0 | 0 | 0 | 0 | 12 |
| Giaquinto | 0 | 1 | 0 | 0 | 0 | 0 | 0 | 6 |
| Kozlowski | 0 | 0 | 1 | 0 | 0 | 0 | 0 | 6 |
| Lee | 0 | 1 | 0 | 0 | 0 | 0 | 0 | 6 |
| Walker | 0 | 0 | 1 | 0 | 0 | 0 | 0 | 6 |
| Gordon | 0 | 0 | 0 | 0 | 0 | 1 | 0 | 2 |
| **DOLPHINS** | **18** | **18** | **3** | **37/39** | **24/31** | **1** | **0** | **345** |
| **OPPONENTS** | **10** | **23** | **0** | **33/33** | **14/21** | **0** | **0** | **275** |

| FIELD GOALS | 1-19 | 20-29 | 30-39 | 40-49 | 50+ |
|---|---|---|---|---|---|
| von Schamann | 0/0 | 9/9 | 11/12 | 4/10 | 0/0 |
| **DOLPHINS** | **0/0** | **9/9** | **11/12** | **4/10** | **0/0** |
| **OPPONENTS** | **0/0** | **4/6** | **5/5** | **5/8** | **0/2** |

## SACKS

Baumhower 9.0, Bokamper 7.5, Duhe 7.5, Rhone 6.0, Betters 5.0, Gordon 1.0, Den Herder 1.0, G. Blackwood 1.0.

**DOLPHINS 38.0, OPPONENTS 30.0**

## USUAL STARTERS

### OFFENSE

WR – Duriel Harris (10), Jimmy Cefalo (6)
LT – Jon Giesler (16)
LG – Bob Kuechenberg (9), Jeff Toews (7)
C – Mark Dennard (11), Dwight Stephenson (5)
RG – Ed Newman (16)
RT – Eric Laakso (16)
TE – Ronnie Lee (16)
WR – Nat Moore (11)
QB – David Woodley (15), Don Strock (1)
RB – Tony Nathan (11), Eddie Hill (2), Steve Howell (1), Tommy Vigorito (1)
FB – *Andra Franklin (11), Woody Bennett (3), Steve Howell (1), Eddie Hill (1)
2TE – Bruce Hardy (6)

### DEFENSE

LDE – Doug Betters (15), Vern Den Herder (1)
NT – Bob Baumhower (16)
RDE – Vern Den Herder (13), Bill Barnett (2), Kim Bokamper (1)
LOLB – Bob Brudzinski (16)
LILB – A.J. Duhe (16)
RILB – Earnie Rhone (16)
ROLB – Larry Gordon (16)
LCB – Don McNeal (12), *Fulton Walker (2), Ed Taylor (2)
RCB – Gerald Small (16)
SS – Glenn Blackwood (16)
FS – Lyle Blackwood (10), Don Bessilleu (6)

* Indicates Rookie

| PASSING | ATT. | COMP. | YDS. | PCT. | TD | INT. | LG | SCK/LST | RATING |
|---|---|---|---|---|---|---|---|---|---|
| Woodley | 366 | 191 | 2470 | 52.2 | 12 | 13 | 69t | 24/191 | 69.8 |
| Strock | 130 | 79 | 901 | 60.1 | 6 | 8 | 52 | 6/45 | 71.1 |
| Hill | 1 | 1 | 14 | 100.0 | 0 | 0 | 14 | 0/0 | 118.8 |
| Nathan | 1 | 0 | 0 | 0.0 | 0 | 0 | 0 | 0.0 | 39.6 |
| **DOLPHINS** | **498** | **271** | **3385** | **54.4** | **18** | **21** | **69t** | **30/236** | **70.3** |
| **OPPONENTS** | **509** | **297** | **3645** | **58.3** | **23** | **18** | **76t** | **38/314** | **80.2** |

# 1982 FINAL STATISTICS (7-2)

| DATE | OPPONENT | SCORE | W/L | ATT. |
|---|---|---|---|---|
| 9/12 | at N.Y. Jets | 45-28 | W | 53,360 |
| 9/19 | BALTIMORE | 24-20 | W | 51,999 |
| 9/21 | at Buffalo | 9-7 | W | 52,945 |
| 11/29 | at Tampa Bay | 17-23 | L | 54,854 |
| 12/5 | MINNESOTA | 22-14 | W | 45,721 |
| 12/12 | at New England | 0-3 | L | 25,716 |
| 12/18 | N.Y. JETS | 20-19 | W | 67,307 |
| 12/27 | BUFFALO | 27-10 | W | 73,924 |
| 1/2 | at Baltimore | 34-7 | W | 19,073 |

| TEAM STATISTICS | MIA. | OPP. |
|---|---|---|
| TOTAL FIRST DOWNS | 165 | 147 |
| By Rushing | 84 | 77 |
| By Passing | 66 | 65 |
| By Penalty | 15 | 5 |
| Third Down: Made/Att. | 52/124 | 46/118 |
| Fourth Down: Made/Att. | 5/8 | 8/10 |
| TOTAL NET YARDS | 2658 | 2312 |
| Average Per Game | 295.3 | 256.8 |
| Total Plays | 582 | 548 |
| Average Per Play | 4.6 | 4.2 |
| NET YARDS RUSHING | 1344 | 1285 |
| Average Per Game | 149.3 | 142.8 |
| Total Rushes | 333 | 293 |
| NET YARDS PASSING | 1314 | 1027 |
| Average Per Game | 146.0 | 114.1 |
| Tackled/Yards Lost | 12/87 | 29/254 |
| Gross Yards | 1401 | 1281 |
| Attempts/Completions | 238/129 | 226/119 |
| Completion Percentage | 54.2 | 52.7 |
| Had Intercepted | 13 | 19 |
| PUNTS/AVERAGE | 35/38.7 | 40/40.1 |
| PENALTIES/YARDS | 34/240 | 57/461 |
| FUMBLES/BALL LOST | 15/10 | 17/8 |
| TOUCHDOWNS | 22 | 15 |
| By Rushing | 11 | 7 |
| By Passing | 8 | 7 |
| By Returns | 3 | 1 |

| Score by Quarters | 1 | 2 | 3 | 4 | OT | Total |
|---|---|---|---|---|---|---|
| DOLPHINS | 54 | 43 | 64 | 37 | 0 | 198 |
| OPPONENTS | 26 | 58 | 10 | 37 | 0 | 131 |

| RUSHING | NO. | YDS. | AVG. | LG | TD |
|---|---|---|---|---|---|
| Franklin | 177 | 701 | 4.0 | 25 | 7 |
| Nathan | 66 | 233 | 3.5 | 15 | 1 |
| Woodley | 36 | 207 | 5.8 | 29 | 2 |
| Vigorito | 19 | 99 | 5.2 | 33 | 1 |
| Hill | 13 | 51 | 3.9 | 13 | 0 |
| Diana | 8 | 31 | 3.9 | 7 | 0 |
| Bennett | 9 | 15 | 1.7 | 5 | 0 |
| Harris | 1 | 13 | 13.0 | 13 | 0 |
| Strock | 3 | -9 | -3.0 | 0 | 0 |
| **DOLPHINS** | **333** | **1344** | **4.0** | **33** | **11** |
| **OPPONENTS** | **284** | **1285** | **4.5** | **62** | **7** |

| RECEIVING | NO. | YDS. | AVG. | LG | TD |
|---|---|---|---|---|---|
| Vigorito | 24 | 186 | 7.8 | 26 | 0 |
| Harris | 22 | 331 | 15.0 | 45 | 1 |
| Cefalo | 17 | 356 | 20.9 | 46 | 1 |
| Rose | 16 | 182 | 11.4 | 44 | 2 |
| Nathan | 16 | 114 | 7.1 | 16 | 0 |
| Hardy | 12 | 66 | 5.5 | 19 | 2 |
| Moore | 8 | 82 | 10.3 | 23 | 1 |
| Hill | 6 | 33 | 5.5 | 10 | 0 |
| Franklin | 3 | 9 | 3.0 | 6 | 0 |
| Diana | 2 | 21 | 10.5 | 13 | 0 |
| Lee | 2 | 6 | 3.0 | 5 | 0 |
| Woodley | 1 | 15 | 15.0 | 15t | 1 |
| **DOLPHINS** | **129** | **1401** | **10.9** | **46** | **8** |
| **OPPONENTS** | **119** | **1281** | **10.8** | **53** | **7** |

| INTERCEPTIONS | NO. | YDS. | AVG. | LG | TD |
|---|---|---|---|---|---|
| McNeal | 4 | 42 | 10.5 | 23 | 1 |
| Walker | 3 | 54 | 18.0 | 30 | 0 |
| G. Blackwood | 2 | 42 | 21.0 | 35t | 1 |
| L. Blackwood | 2 | 41 | 20.5 | 21 | 0 |
| Small | 2 | 41 | 20.5 | 21 | 0 |
| Kozlowski | 1 | 36 | 36.0 | 36 | 0 |
| Gordon | 1 | 15 | 15.0 | 15 | 0 |
| Brudzinski | 1 | 5 | 5.0 | 5 | 0 |
| Rhone | 1 | 4 | 4.0 | 4 | 0 |
| Bokamper | 1 | 1 | 1.0 | 1 | 0 |
| Duhe | 1 | 0 | 0.0 | 0 | 0 |
| **DOLPHINS** | **19** | **281** | **14.8** | **36** | **2** |
| **OPPONENTS** | **13** | **96** | **7.4** | **51** | **0** |

| PUNTING | NO. | YDS. | AVG. | LG | BK |
|---|---|---|---|---|---|
| Orosz | 35 | 1353 | 38.7 | 61 | 0 |
| **DOLPHINS** | **35** | **1353** | **38.7** | **61** | **0** |
| **OPPONENTS** | **40** | **1605** | **40.1** | **61** | **0** |

| PUNT RET. | NO. | YDS. | AVG. | LG | TD |
|---|---|---|---|---|---|
| Vigorito | 20 | 192 | 9.6 | 59t | 1 |
| G. Blackwood | 2 | 2 | 1.0 | 2 | 0 |
| **DOLPHINS** | **22** | **194** | **8.8** | **59t** | **1** |
| **OPPONENTS** | **14** | **77** | **5.5** | **22** | **0** |

| KICKOFF RET. | NO. | YDS. | AVG. | LG | TD |
|---|---|---|---|---|---|
| Walker | 20 | 433 | 21.7 | 32 | 0 |
| Heflin | 2 | 49 | 24.5 | 31 | 0 |
| Diana | 1 | 15 | 15.0 | 15 | 0 |
| Kozlowski | 1 | 10 | 10.0 | 10 | 0 |
| **DOLPHINS** | **24** | **507** | **21.3** | **32** | **0** |
| **OPPONENTS** | **33** | **704** | **21.3** | **66** | **0** |

| SCORING | Ru | Pa | Rt | PAT | FG | S | 2 | TP |
|---|---|---|---|---|---|---|---|---|
| von Schamann | 0 | 0 | 0 | 21/22 | 15/20 | 0 | 0 | 66 |
| Franklin | 7 | 0 | 0 | 0 | 0 | 0 | 0 | 42 |
| Woodley | 2 | 1 | 0 | 0 | 0 | 0 | 0 | 18 |
| Hardy | 0 | 2 | 0 | 0 | 0 | 0 | 0 | 12 |
| Rose | 0 | 2 | 0 | 0 | 0 | 0 | 0 | 12 |
| Vigorito | 1 | 0 | 1 | 0 | 0 | 0 | 0 | 12 |
| G. Blackwood | 0 | 0 | 1 | 0 | 0 | 0 | 0 | 6 |
| Cefalo | 0 | 1 | 0 | 0 | 0 | 0 | 0 | 6 |
| Harris | 0 | 1 | 0 | 0 | 0 | 0 | 0 | 6 |
| McNeal | 0 | 0 | 1 | 0 | 0 | 0 | 0 | 6 |
| Moore | 0 | 1 | 0 | 0 | 0 | 0 | 0 | 6 |
| Nathan | 1 | 0 | 0 | 0 | 0 | 0 | 0 | 6 |
| **DOLPHINS** | **11** | **8** | **3** | **21/22** | **15/20** | **0** | **0** | **198** |
| **OPPONENTS** | **7** | **7** | **1** | **14/15** | **9/15** | **0** | **0** | **131** |

| FIELD GOALS | 1-19 | 20-29 | 30-39 | 40-49 | 50+ |
|---|---|---|---|---|---|
| von Schamann | 0/0 | 8/9 | 4/5 | 3/5 | 0/1 |
| **DOLPHINS** | **0/0** | **8/9** | **4/5** | **3/5** | **0/1** |
| **OPPONENTS** | **0/1** | **2/3** | **3/6** | **3/4** | **1/1** |

**SACKS**

Brudzinski 4.5, Gordon 4.0, Betters 4.0, Bokamper 3.5, Duhe 3.0, Baumhower 2.0, G. Blackwood 2.0, Bowser 2.0, Rhone 2.0, L. Blackwood 1.0, Hester 1.0.

**DOLPHINS 29.0, OPPONENTS 12.0**

## USUAL STARTERS

### OFFENSE

WR – Jimmy Cefalo (9)
LT – Jon Giesler (9)
LG – Bob Kuechenberg (9)
C – Dwight Stephenson (9)
RG – Ed Newman (9)
RT – Eric Laakso (9)
TE – Ronnie Lee (5), Bruce Hardy (4)
WR – Duriel Harris (9)
QB – David Woodley (9)
RB – Tony Nathan (7), Tom Vigorito (1)
FB – Andra Franklin (9)
2TE – Bruce Hardy (1)

### DEFENSE

LDE – Doug Betters (7), Bill Barnett (1), Kim Bokamper (1)
NT – Bob Baumhower (8)
RDE – Kim Bokamper (6), Bill Barnett (3)
LOLB – Bob Brudzinski (9)
LILB – A.J. Duhe (9)
RILB – Earnie Rhone (9)
ROLB – Larry Gordon (9)
LCB – Don McNeal (9)
RCB – Gerald Small (9)
SS – Glenn Blackwood (9)
FS – Lyle Blackwood (9)

* Indicates Rookie

| PASSING | ATT. | COMP. | YDS. | PCT. | TD | INT. | LG | SCK/LST | RATING |
|---|---|---|---|---|---|---|---|---|---|
| Woodley | 179 | 98 | 1080 | 54.7 | 5 | 8 | 46 | 10/72 | 63.5 |
| Strock | 55 | 30 | 306 | 54.5 | 2 | 5 | 43 | 2/5 | 44.8 |
| Nathan | 2 | 1 | 15 | 50.0 | 1 | 0 | 15 | 0/0 | 114.6 |
| Hill | 1 | 0 | 0 | 0.0 | 0 | 0 | 0 | 0/0 | 39.6 |
| Jensen | 1 | 0 | 0 | 0.0 | 0 | 0 | 0 | 0/0 | 39.6 |
| **DOLPHINS** | **238** | **129** | **1401** | **54.2** | **8** | **13** | **46** | **12/77** | **60.8** |
| **OPPONENTS** | **226** | **119** | **1281** | **52.7** | **7** | **19** | **53** | **29/243** | **44.9** |

# 1983 FINAL STATISTICS (12-4)

| DATE | OPPONENT | SCORE | W/L | ATT. |
|---|---|---|---|---|
| 9/4 | at Buffalo | 12-0 | W | 78,715 |
| 9/11 | NEW ENGLAND | 34-24 | W | 59,343 |
| 9/19 | at L.A. Raiders | 14-27 | L | 57,796 |
| 9/25 | KANSAS CITY | 14-6 | W | 50,785 |
| 10/2 | at New Orleans | 7-17 | L | 66,489 |
| 10/9 | BUFFALO | 35-38 (OT) | L | 59,948 |
| 10/16 | at N.Y. Jets | 32-14 | W | 58,615 |
| 10/23 | at Baltimore | 21-7 | W | 32,343 |
| 10/30 | L.A. RAMS | 30-14 | W | 72,175 |
| 11/6 | at San Francisco | 20-17 | W | 57,832 |
| 11/13 | at New England | 6-17 | L | 60,771 |
| 11/20 | BALTIMORE | 37-0 | W | 54,482 |
| 11/28 | CINCINNATI | 38-14 | W | 74,506 |
| 12/4 | at Houston | 24-17 | W | 39,434 |
| 12/10 | ATLANTA | 31-24 | W | 56,725 |
| 12/16 | N.Y. JETS | 34-14 | W | 59,975 |

| TEAM STATISTICS | MIA. | OPP. |
|---|---|---|
| TOTAL FIRST DOWNS | 314 | 288 |
| By Rushing | 132 | 122 |
| By Passing | 151 | 147 |
| By Penalty | 31 | 19 |
| Third Down: Made/Att. | 79/211 | 78/204 |
| Fourth Down: Made/Att. | 9/14 | 5/10 |
| TOTAL NET YARDS | 5195 | 5139 |
| Average Per Game | 324.7 | 321.2 |
| Total Plays | 1033 | 992 |
| Average Per Play | 5.0 | 5.2 |
| NET YARDS RUSHING | 2150 | 2037 |
| Average Per Game | 134.4 | 127.3 |
| Total Rushes | 568 | 460 |
| NET YARDS PASSING | 3045 | 3002 |
| Average Per Game | 190.3 | 187.6 |
| Tackled/Yards Lost | 23/190 | 49/363 |
| Gross Yards | 3235 | 3365 |
| Attempts/Completions | 442/254 | 480/277 |
| Completion Percentage | 57.5 | 57.7 |
| Had Intercepted | 11 | 26 |
| PUNTS/AVERAGE | 75/42.5 | 90/40.8 |
| PENALTIES/YARDS | 64/567 | 95/836 |
| FUMBLES/BALL LOST | 30/16 | 39/18 |
| TOUCHDOWNS | 48 | 32 |
| By Rushing | 16 | 11 |
| By Passing | 28 | 19 |
| By Returns | 4 | 2 |

| Score by Quarters | 1 | 2 | 3 | 4 | OT | Total |
|---|---|---|---|---|---|---|
| DOLPHINS | 56 | 135 | 91 | 107 | 0 | 389 |
| OPPONENTS | 62 | 68 | 44 | 73 | 3 | 250 |

| RUSHING | NO. | YDS. | AVG. | LG | TD |
|---|---|---|---|---|---|
| Franklin | 224 | 746 | 3.3 | 18 | 8 |
| Nathan | 151 | 685 | 4.5 | 40 | 3 |
| Overstreet | 85 | 392 | 4.6 | 44 | 1 |
| Bennett | 49 | 197 | 4.0 | 25 | 2 |
| Woodley | 19 | 78 | 4.1 | 15 | 0 |
| Marino | 28 | 45 | 1.6 | 15 | 2 |
| Hill | 2 | 12 | 6.0 | 10 | 0 |
| Clayton | 2 | 9 | 4.5 | 9 | 0 |
| Hardy | 1 | 2 | 2.0 | 2 | 0 |
| Harris | 1 | 0 | 0 | 0 | 0 |
| Strock | 6 | -16 | -2.7 | -2 | 0 |
| **DOLPHINS** | **568** | **2150** | **3.8** | **44** | **16** |
| **OPPONENTS** | **460** | **2037** | **4.4** | **55** | **11** |

| RECEIVING | NO. | YDS. | AVG. | LG | TD |
|---|---|---|---|---|---|
| Nathan | 52 | 461 | 8.9 | 25 | 1 |
| Duper | 51 | 1003 | 19.7 | 85t | 10 |
| Moore | 39 | 558 | 14.3 | 66t | 6 |
| Rose | 29 | 345 | 11.9 | 37 | 3 |
| Johnson | 24 | 189 | 7.9 | 33 | 4 |
| Hardy | 22 | 202 | 9.2 | 25 | 0 |
| Harris | 15 | 260 | 17.3 | 64t | 1 |
| Overstreet | 8 | 55 | 6.9 | 20 | 2 |
| Clayton | 6 | 114 | 19.0 | 39 | 1 |
| Bennett | 6 | 35 | 5.8 | 9 | 0 |
| Vigorito | 1 | 7 | 7.0 | 7 | 0 |
| Woodley | 1 | 6 | 6.0 | 6 | 0 |
| **DOLPHINS** | **254** | **3235** | **12.7** | **85t** | **28** |
| **OPPONENTS** | **277** | **3365** | **12.1** | **80t** | **19** |

| INTERCEPTIONS | NO. | YDS. | AVG. | LG | TD |
|---|---|---|---|---|---|
| Judson | 6 | 60 | 10.0 | 29 | 0 |
| Small | 5 | 60 | 12.0 | 28 | 0 |
| L. Blackwood | 4 | 77 | 19.3 | 45 | 0 |
| G. Blackwood | 3 | 0 | 0.0 | 0 | 0 |
| Kozlowski | 2 | 73 | 36.5 | 38t | 2 |
| Bokamper | 2 | 43 | 21.5 | 24t | 1 |
| Rhone | 1 | 15 | 15.0 | 15 | 0 |
| Lankford | 1 | 10 | 10.0 | 10 | 0 |
| Walker | 1 | 7 | 7.0 | 7 | 0 |
| Brown | 1 | 0 | 0.0 | 0 | 0 |
| **DOLPHINS** | **26** | **345** | **13.3** | **45** | **3** |
| **OPPONENTS** | **11** | **203** | **18.6** | **45** | **1** |

| PUNTING | NO. | YDS. | AVG. | LG | BK |
|---|---|---|---|---|---|
| Roby | 74 | 3189 | 43.1 | 64 | 1 |
| **DOLPHINS** | **75** | **3189** | **42.5** | **64** | **1** |
| **OPPONENTS** | **90** | **3674** | **40.8** | **63** | **1** |

| PUNT RET. | NO. | YDS. | AVG. | LG | TD |
|---|---|---|---|---|---|
| Clayton | 41 | 392 | 9.6 | 60t | 1 |
| Walker | 8 | 86 | 10.8 | 23 | 0 |
| Kozlowski | 2 | 12 | 6.0 | 11 | 0 |
| Vigorito | 1 | 62 | 62.0 | 62 | 0 |
| Heflin | 1 | 19 | 19.0 | 19 | 0 |
| G. Blackwood | 1 | 10 | 10.0 | 10 | 0 |
| Sowell | 1 | 0 | 0.0 | 0 | 0 |
| **DOLPHINS** | **55** | **581** | **10.6** | **62** | **1** |
| **OPPONENTS** | **32** | **229** | **7.2** | **24** | **0** |

| KICKOFF RET. | NO. | YDS. | AVG. | LG | TD |
|---|---|---|---|---|---|
| Walker | 36 | 962 | 26.7 | 78 | 0 |
| Kozlowski | 4 | 50 | 12.5 | 23 | 0 |
| Nathan | 3 | 15 | 5.0 | 12 | 0 |
| Heflin | 1 | 27 | 27.0 | 27 | 0 |
| Clayton | 1 | 25 | 25.0 | 25 | 0 |
| Bennett | 1 | 0 | 0.0 | 0 | 0 |
| **DOLPHINS** | **47** | **1085** | **23.1** | **78** | **0** |
| **OPPONENTS** | **54** | **1024** | **19.0** | **40** | **0** |

| SCORING | Ru | Pa | Rt | PAT | FG | S | 2 | TP |
|---|---|---|---|---|---|---|---|---|
| von Schamann | 0 | 0 | 0 | 45/48 | 18/27 | 0 | 0 | 99 |
| Duper | 0 | 10 | 0 | 0 | 0 | 0 | 0 | 60 |
| Franklin | 8 | 0 | 0 | 0 | 0 | 0 | 0 | 48 |
| Moore | 0 | 6 | 0 | 0 | 0 | 0 | 0 | 36 |
| Johnson | 0 | 4 | 0 | 0 | 0 | 0 | 0 | 24 |
| Nathan | 3 | 1 | 0 | 0 | 0 | 0 | 0 | 24 |
| Rose | 0 | 3 | 0 | 0 | 0 | 0 | 0 | 18 |
| Overstreet | 1 | 2 | 0 | 0 | 0 | 0 | 0 | 18 |
| Bennett | 2 | 0 | 0 | 0 | 0 | 0 | 0 | 12 |
| Clayton | 0 | 1 | 1 | 0 | 0 | 0 | 0 | 12 |
| Marino | 2 | 0 | 0 | 0 | 0 | 0 | 0 | 12 |
| Kozlowski | 0 | 0 | 2 | 0 | 0 | 0 | 0 | 12 |
| Bokamper | 0 | 0 | 1 | 0 | 0 | 0 | 0 | 6 |
| Harris | 0 | 1 | 0 | 0 | 0 | 0 | 0 | 6 |
| Charles | 0 | 0 | 0 | 0 | 0 | 1 | 0 | 2 |
| **DOLPHINS** | **16** | **28** | **4** | **45/48** | **18/27** | **1** | **0** | **389** |
| **OPPONENTS** | **11** | **19** | **2** | **31/32** | **9/15** | **0** | **0** | **250** |

| FIELD GOALS | 1-19 | 20-29 | 30-39 | 40-49 | 50+ |
|---|---|---|---|---|---|
| von Schamann | 2/2 | 6/6 | 5/8 | 3/6 | 2/5 |
| **DOLPHINS** | **2/2** | **6/6** | **5/8** | **3/6** | **2/5** |
| **OPPONENTS** | **0/0** | **4/5** | **3/5** | **2/5** | **0/0** |

## SACKS

Betters 16.0, Baumhower 8.0, Bowser 6.5, Duhe 5.5, Charles 3.0, Rhone 3.0, Bokamper 2.0, Brown 2.0, Brudzinski 1.0, Hester 1.0, Kozlowski 1.0.

**DOLPHINS 49.0, OPPONENTS 23.0**

## USUAL STARTERS

### OFFENSE

WR – Mark Duper (11), Duriel Harris (4)
LT – Jon Giesler (16)
LG – Bob Kuechenberg (15), Jeff Toews (1)
C – Dwight Stephenson (16)
RG – Ed Newman (16)
RT – Eric Laakso (14), Roy Foster (1), Cleveland Green (1)
TE – Dan Johnson (16)
WR – Nat Moore (15)
QB – *Dan Marino (9), David Woodley (5), Don Strock (2)
RB – Tony Nathan (12)
FB – Andra Franklin (12), Woody Bennett (2)
2TE – Bruce Hardy (8)

### DEFENSE

LDE – Doug Betters (16)
NT – Bob Baumhower (16)
DT – *Mike Charles (2)
RDE – Kim Bokamper (15)
LOLB – Bob Brudzinski (16)
LILB – A.J. Duhe (15)
RILB – Earnie Rhone (13), Rodell Thomas (2), *Mark Brown (1)
ROLB – Charles Bowser (16)
LCB – William Judson (16)
RCB – Gerald Small (15), Paul Lankford (1)
SS – Glenn Blackwood (16)
FS – Lyle Blackwood (16)

* Indicates Rookie

| PASSING | ATT. | COMP. | YDS. | PCT. | TD | INT. | LG | SCK/LST | RATING |
|---|---|---|---|---|---|---|---|---|---|
| Marino | 296 | 173 | 2210 | 58.4 | 20 | 6 | 85t | 10/80 | 96.0 |
| Woodley | 89 | 43 | 528 | 48.3 | 3 | 4 | 64t | 10/80 | 59.6 |
| Strock | 52 | 34 | 403 | 65.4 | 4 | 1 | 47 | 3/30 | 106.5 |
| Nathan | 4 | 3 | 46 | 75.0 | 0 | 0 | 22 | 0/0 | 112.5 |
| Clayton | 1 | 1 | 48 | 100.0 | 1 | 0 | 48t | 0/0 | 158.3 |
| **DOLPHINS** | **442** | **254** | **3235** | **57.5** | **28** | **11** | **85t** | **23/190** | **91.2** |
| **OPPONENTS** | **480** | **277** | **3365** | **57.7** | **19** | **26** | **80t** | **49/363** | **70.0** |

# 1984 FINAL STATISTICS (14-2)

| DATE | OPPONENT | SCORE | W/L | ATT. |
|---|---|---|---|---|
| 9/2 | at Washington | 35-17 | W | 52,683 |
| 9/9 | NEW ENGLAND | 28-7 | W | 66,083 |
| 9/17 | at Buffalo | 21-17 | W | 65,455 |
| 9/23 | INDIANAPOLIS | 44-7 | W | 55,415 |
| 9/30 | at St. Louis | 36-28 | W | 46,991 |
| 10/7 | at Pittsburgh | 31-7 | W | 59,103 |
| 10/14 | HOUSTON | 28-10 | W | 54,080 |
| 10/21 | at New England | 44-24 | W | 60,711 |
| 10/28 | BUFFALO | 38-7 | W | 58,824 |
| 11/4 | at N.Y. Jets | 31-17 | W | 72,655 |
| 11/11 | PHILADELPHIA | 24-23 | W | 70,227 |
| 11/18 | at San Diego | 28-34 (OT) | L | 53,041 |
| 11/26 | N.Y. JETS | 28-17 | W | 74,884 |
| 12/2 | L.A. RAIDERS | 34-45 | L | 71,222 |
| 12/9 | at Indianapolis | 35-17 | W | 60,411 |
| 12/17 | DALLAS | 28-21 | W | 74,139 |

| TEAM STATISTICS | MIA. | OPP. |
|---|---|---|
| TOTAL FIRST DOWNS | 387 | 314 |
| By Rushing | 115 | 130 |
| By Passing | 243 | 172 |
| By Penalty | 29 | 12 |
| Third Down: Made/Att. | 103/200 | 87/218 |
| Fourth Down: Made/Att. | 6/11 | 17/21 |
| TOTAL NET YARDS | 6936 | 5420 |
| Average Per Game | 433.5 | 338.8 |
| Total Plays | 1070 | 1051 |
| Average Per Play | 6.5 | 5.2 |
| NET YARDS RUSHING | 1918 | 2155 |
| Average Per Game | 119.9 | 134.7 |
| Total Rushes | 483 | 458 |
| NET YARDS PASSING | 5018 | 3265 |
| Average Per Game | 313.6 | 204.1 |
| Tackled/Yards Lost | 14/128 | 42/339 |
| Gross Yards | 5146 | 3604 |
| Attempts/Completions | 572/367 | 551/310 |
| Completion Percentage | 64.2 | 56.3 |
| Had Intercepted | 18 | 24 |
| PUNTS/AVERAGE | 51/44.7 | 83/41.9 |
| PENALTIES/YARDS | 67/527 | 93/772 |
| FUMBLES/BALL LOST | 26/10 | 23/12 |
| TOUCHDOWNS | 70 | 39 |
| By Rushing | 18 | 16 |
| By Passing | 49 | 22 |
| By Returns | 3 | 1 |

| Score by Quarters | 1 | 2 | 3 | 4 | OT | Total |
|---|---|---|---|---|---|---|
| DOLPHINS | 58 | 170 | 150 | 135 | 0 | 513 |
| OPPONENTS | 52 | 81 | 62 | 97 | 6 | 298 |

| RUSHING | NO. | YDS. | AVG. | LG | TD |
|---|---|---|---|---|---|
| Bennett | 144 | 606 | 4.2 | 19 | 7 |
| Nathan | 118 | 558 | 4.7 | 22 | 1 |
| Carter | 100 | 495 | 5.0 | 35 | 1 |
| P. Johnson | 68 | 159 | 2.3 | 9 | 9 |
| Franklin | 20 | 74 | 3.7 | 18 | 0 |
| Clayton | 3 | 35 | 11.7 | 30 | 0 |
| Moore | 1 | 3 | 3.0 | 3 | 0 |
| Strock | 2 | -5 | -2.5 | 0 | 0 |
| Marino | 27 | -7 | -0.3 | 10 | 0 |
| **DOLPHINS** | **484** | **1918** | **4.0** | **35** | **18** |
| **OPPONENTS** | **458** | **2155** | **4.7** | **52t** | **16** |

| RECEIVING | NO. | YDS. | AVG. | LG | TD |
|---|---|---|---|---|---|
| Clayton | 73 | 1389 | 19.0 | 65t | 18 |
| Duper | 71 | 1306 | 18.4 | 80t | 8 |
| Nathan | 61 | 579 | 9.5 | 24 | 2 |
| Moore | 43 | 573 | 13.3 | 37t | 6 |
| D. Johnson | 34 | 426 | 12.5 | 42 | 3 |
| Hardy | 28 | 257 | 9.2 | 19t | 5 |
| Cefalo | 18 | 185 | 10.3 | 25t | 2 |
| Jensen | 13 | 139 | 10.7 | 20 | 2 |
| Rose | 12 | 195 | 16.3 | 34t | 2 |
| Carter | 8 | 53 | 6.6 | 15 | 0 |
| Bennett | 6 | 44 | 7.3 | 20 | 1 |
| **DOLPHINS** | **367** | **5146** | **14.0** | **80t** | **49** |
| **OPPONENTS** | **310** | **3604** | **11.6** | **76t** | **22** |

| INTERCEPTIONS | NO. | YDS. | AVG. | LG | TD |
|---|---|---|---|---|---|
| G. Blackwood | 6 | 169 | 28.2 | 50 | 0 |
| Judson | 4 | 121 | 30.3 | 40 | 1 |
| McNeal | 3 | 41 | 13.7 | 30 | 1 |
| L. Blackwood | 3 | 29 | 9.7 | 15 | 0 |
| Lankford | 3 | 25 | 8.3 | 22 | 0 |
| B. Brown | 1 | 53 | 53.0 | 53 | 0 |
| Kozlowski | 1 | 26 | 26.0 | 26 | 0 |
| Duhe | 1 | 7 | 7.0 | 7 | 0 |
| Sowell | 1 | 7 | 7.0 | 7 | 0 |
| Brudzinski | 1 | 0 | 0.0 | 0 | 0 |
| **DOLPHINS** | **24** | **478** | **19.9** | **86t** | **2** |
| **OPPONENTS** | **18** | **377** | **20.9** | **97t** | **1** |

| PUNTING | NO. | YDS. | AVG. | LG | BK |
|---|---|---|---|---|---|
| Roby | 51 | 2281 | 44.7 | 69 | 0 |
| **DOLPHINS** | **51** | **2281** | **44.7** | **69** | **0** |
| **OPPONENTS** | **83** | **3476** | **41.9** | **89** | **0** |

| PUNT RET. | NO. | YDS. | AVG. | LG | TD |
|---|---|---|---|---|---|
| Walker | 21 | 169 | 8.0 | 33 | 0 |
| Clayton | 8 | 79 | 9.9 | 14 | 0 |
| Heflin | 6 | 76 | 12.7 | 37 | 0 |
| Kozlowski | 5 | 41 | 8.2 | 20 | 0 |
| **DOLPHINS** | **40** | **365** | **9.1** | **37** | **0** |
| **OPPONENTS** | **17** | **138** | **8.1** | **32** | **0** |

| KICKOFF RET. | NO. | YDS. | AVG. | LG | TD |
|---|---|---|---|---|---|
| Walker | 29 | 617 | 21.3 | 41 | 0 |
| Heflin | 9 | 130 | 14.4 | 26 | 0 |
| Kozlowski | 2 | 23 | 11.5 | 12 | 0 |
| Clayton | 2 | 15 | 7.5 | 14 | 0 |
| Hill | 1 | 14 | 14.0 | 14 | 0 |
| Duhe | 1 | 0 | 0.0 | 0 | 0 |
| **DOLPHINS** | **44** | **799** | **18.2** | **41** | **0** |
| **OPPONENTS** | **66** | **1360** | **20.6** | **42** | **0** |

| SCORING | Ru | Pa | Rt | PAT | FG | S | 2 | TP |
|---|---|---|---|---|---|---|---|---|
| Clayton | 0 | 18 | 0 | 0 | 0 | 0 | 0 | 108 |
| v. Schamann | 0 | 0 | 0 | 66/70 | 9/19 | 0 | 0 | 93 |
| P. Johnson | 9 | 0 | 0 | 0 | 0 | 0 | 0 | 54 |
| Bennett | 7 | 1 | 0 | 0 | 0 | 0 | 0 | 48 |
| Duper | 0 | 8 | 0 | 0 | 0 | 0 | 0 | 48 |
| Moore | 0 | 6 | 0 | 0 | 0 | 0 | 0 | 36 |
| Hardy | 0 | 5 | 0 | 0 | 0 | 0 | 0 | 30 |
| D. Johnson | 0 | 3 | 0 | 0 | 0 | 0 | 0 | 18 |
| Nathan | 1 | 2 | 0 | 0 | 0 | 0 | 0 | 18 |
| Cefalo | 0 | 2 | 0 | 0 | 0 | 0 | 0 | 12 |
| Jensen | 0 | 2 | 0 | 0 | 0 | 0 | 0 | 12 |
| Rose | 0 | 2 | 0 | 0 | 0 | 0 | 0 | 12 |
| Baumhower | 0 | 0 | 1 | 0 | 0 | 0 | 0 | 6 |
| Carter | 1 | 0 | 0 | 0 | 0 | 0 | 0 | 6 |
| Judson | 0 | 0 | 1 | 0 | 0 | 0 | 0 | 6 |
| McNeal | 0 | 0 | 1 | 0 | 0 | 0 | 0 | 6 |
| **DOLPHINS** | **18** | **49** | **3** | **66/70** | **9/19** | **0** | **0** | **513** |
| **OPPONENTS** | **16** | **22** | **1** | **37/38** | **9/17** | **0** | **0** | **298** |

| FIELD GOALS | 1-19 | 20-29 | 30-39 | 40-49 | 50+ |
|---|---|---|---|---|---|
| von Schamann | 0/0 | 7/7 | 2/5 | 0/4 | 0/3 |
| **DOLPHINS** | **0/0** | **7/7** | **2/5** | **0/4** | **0/3** |
| **OPPONENTS** | **0/0** | **0/1** | **4/4** | **4/9** | **1/3** |

### SACKS

Betters 14.0, Bowser 9.0, Bokamper 4.0, Charles 3.0, Barnett 2.0, Baumhower 2.0, Brudzinski 2.0, Bensen 1.0, Brophy 1.0, M. Brown 1.0, Duhe 1.0, Lankford 1.0, Rhone 1.0.

**DOLPHINS 42.0, OPPONENTS 14.0**

### USUAL STARTERS

#### OFFENSE

WR – Mark Duper (16)
LT – Jon Giesler (16)
LG – Roy Foster (16)
C – Dwight Stephenson (16)
RG – Ed Newman (16)
RT – Cleveland Green (12), Eric Laakso (4)
TE – Dan Johnson (16)
WR – Mark Clayton (15), Nat Moore (1)
QB – Dan Marino (16)
RB – Tony Nathan (12), Jim Jensen (2), *Joe Carter (2)
FB – Woody Bennett (9), Andra Franklin (2)
2TE – Bruce Hardy (5)

#### DEFENSE

LDE – Doug Betters (16)
NT – Bob Baumhower (15), Bill Barnett (1)
RDE – Kim Bokamper (10), Mike Charles (6)
LOLB – Bob Brudzinski (16)
LILB – A.J. Duhe (9), *Jay Brophy (5), Earnie Rhone (2)
RILB – Mark Brown (9), Earnie Rhone (7)
ROLB – Charles Bowser (15), Rodell Thomas (1)
LCB – Don McNeal (10), Paul Lankford (6)
RCB – William Judson (16)
SS – Glenn Blackwood (16)
FS – Lyle Blackwood (16)

* Indicates Rookie

| PASSING | ATT. | COMP. | YDS. | PCT. | TD | INT. | LG | SCK/LST | RATING |
|---|---|---|---|---|---|---|---|---|---|
| Marino | 564 | 362 | 5084 | 64.2 | 48 | 17 | 80t | 13/120 | 108.9 |
| Strock | 6 | 4 | 27 | 66.7 | 0 | 0 | 12 | 0/0 | 76.4 |
| Jensen | 1 | 1 | 35 | 100.0 | 1 | 0 | 35t | 1/8 | 158.3 |
| Clayton | 1 | 0 | 0 | 0.0 | 0 | 0 | 0 | 0/0 | 39.6 |
| **DOLPHINS** | **572** | **367** | **5146** | **64.2** | **49** | **18** | **80t** | **14/128** | **108.5** |
| **OPPONENTS** | **551** | **310** | **3604** | **56.3** | **22** | **24** | **76t** | **42/339** | **71.3** |

# 1985 FINAL STATISTICS (12-4)

| DATE | OPPONENT | SCORE | W/L | ATT. |
|---|---|---|---|---|
| 9/8 | at Houston | 23-26 | L | 47,656 |
| 9/15 | INDIANAPOLIS | 30-13 | W | 53,693 |
| 9/22 | KANSAS CITY | 31-0 | W | 69,791 |
| 9/29 | at Denver | 30-26 | W | 73,614 |
| 10/6 | PITTSBURGH | 24-20 | W | 72,820 |
| 10/14 | at N.Y. Jets | 7-23 | L | 73,807 |
| 10/20 | TAMPA BAY | 41-38 | W | 62,335 |
| 10/27 | at Detroit | 21-31 | L | 75,291 |
| 11/3 | at New England | 13-17 | L | 58,811 |
| 11/10 | N.Y. JETS | 21-17 | W | 73,965 |
| 11/17 | at Indianapolis | 34-20 | W | 59,666 |
| 11/24 | at Buffalo | 23-14 | W | 50,474 |
| 12/2 | CHICAGO | 38-24 | W | 75,594 |
| 12/8 | at Green Bay | 34-24 | W | 52,671 |
| 12/16 | NEW ENGLAND | 30-27 | W | 69,489 |
| 12/22 | BUFFALO | 28-0 | W | 64,811 |

| TEAM STATISTICS | MIA. | OPP. |
|---|---|---|
| TOTAL FIRST DOWNS | 361 | 314 |
| By Rushing | 116 | 135 |
| By Passing | 218 | 160 |
| By Penalty | 27 | 19 |
| Third Down: Made/Att. | 88/193 | 88/216 |
| Fourth Down: Made/Att. | 8/11 | 8/13 |
| TOTAL NET YARDS | 5843 | 5767 |
| Average Per Game | 365.2 | 360.4 |
| Total Plays | 1039 | 1033 |
| Average Per Play | 5.6 | 5.6 |
| NET YARDS RUSHING | 1729 | 2256 |
| Average Per Game | 108.1 | 141.0 |
| Total Rushes | 444 | 509 |
| NET YARDS PASSING | 4114 | 3511 |
| Average Per Game | 257.1 | 219.4 |
| Tackled/Yards Lost | 19/164 | 38/278 |
| Gross Yards | 4278 | 3789 |
| Attempts/Completions | 576/343 | 487/257 |
| Completion Percentage | 59.5 | 52.8 |
| Had Intercepted | 21 | 23 |
| PUNTS/AVERAGE | 59/43.7 | 73/40.7 |
| PENALTIES/YARDS | 77/637 | 112/854 |
| FUMBLES/BALL LOST | 31/20 | 36/18 |
| TOUCHDOWNS | 52 | 38 |
| By Rushing | 19 | 15 |
| By Passing | 31 | 21 |
| By Returns | 2 | 2 |

| Score by Quarters | 1 | 2 | 3 | 4 | OT | Total |
|---|---|---|---|---|---|---|
| DOLPHINS | 88 | 136 | 95 | 109 | 0 | 428 |
| OPPONENTS | 44 | 96 | 78 | 102 | 0 | 320 |

| RUSHING | NO. | YDS. | AVG. | LG | TD |
|---|---|---|---|---|---|
| Nathan | 143 | 667 | 4.7 | 22 | 5 |
| Davenport | 98 | 370 | 3.8 | 33 | 11 |
| Hampton | 105 | 369 | 3.5 | 15 | 3 |
| Bennett | 54 | 256 | 4.7 | 17 | 0 |
| Carter | 14 | 76 | 5.4 | 19 | 0 |
| N. Moore | 1 | 11 | 11.0 | 11 | 0 |
| Clayton | 1 | 10 | 10.0 | 10 | 0 |
| Strock | 2 | -6 | -3.0 | -3 | 0 |
| Marino | 26 | -24 | -0.9 | 2 | 0 |
| **DOLPHINS** | **444** | **1729** | **3.9** | **33** | **19** |
| **OPPONENTS** | **509** | **2256** | **4.4** | **32** | **15** |

| RECEIVING | NO. | YDS. | AVG. | LG | TD |
|---|---|---|---|---|---|
| Nathan | 72 | 651 | 9.0 | 73 | 1 |
| Clayton | 70 | 996 | 14.2 | 45 | 4 |
| N. Moore | 51 | 701 | 13.7 | 69t | 7 |
| Hardy | 39 | 409 | 10.5 | 31 | 4 |
| Duper | 35 | 650 | 18.6 | 67t | 3 |
| Rose | 19 | 306 | 16.1 | 42 | 4 |
| Johnson | 13 | 192 | 14.8 | 61t | 3 |
| Davenport | 13 | 74 | 5.7 | 17t | 2 |
| Bennett | 10 | 101 | 10.1 | 27 | 1 |
| Hampton | 8 | 56 | 7.0 | 15 | 0 |
| Heflin | 6 | 98 | 16.3 | 46t | 1 |
| Harris | 3 | 24 | 8.0 | 11 | 0 |
| Carter | 2 | 4 | 2.0 | 4 | 0 |
| Vigorito | 1 | 9 | 9.0 | 9 | 0 |
| Jensen | 1 | 4 | 4.0 | 4t | 1 |
| **DOLPHINS** | **343** | **4278** | **12.5** | **73** | **31** |
| **OPPONENTS** | **257** | **3789** | **14.7** | **80t** | **21** |

| INTERCEPTIONS | NO. | YDS. | AVG. | LG | TD |
|---|---|---|---|---|---|
| G. Blackwood | 6 | 36 | 6.0 | 17 | 0 |
| Judson | 4 | 88 | 22.0 | 61t | 1 |
| Lankford | 4 | 10 | 2.5 | 6 | 0 |
| B. Brown | 2 | 40 | 20.0 | 26 | 0 |
| Brophy | 1 | 41 | 41.0 | 41 | 0 |
| H. Green | 1 | 28 | 28.0 | 28 | 0 |
| Shipp | 1 | 7 | 7.0 | 7 | 0 |
| Brudzinski | 1 | 6 | 6.0 | 6 | 0 |
| M. Brown | 1 | 5 | 5.0 | 5 | 0 |
| Moyer | 1 | 4 | 4.0 | 4 | 0 |
| L. Blackwood | 1 | 0 | 0.0 | 0 | 0 |
| **DOLPHINS** | **23** | **265** | **11.5** | **61t** | **1** |
| **OPPONENTS** | **21** | **100** | **4.8** | **40** | **0** |

| PUNTING | NO. | YDS. | AVG. | LG | BK |
|---|---|---|---|---|---|
| Roby | 59 | 2576 | 43.7 | 63 | 0 |
| **DOLPHINS** | **59** | **2576** | **43.7** | **63** | **0** |
| **OPPONENTS** | **73** | **2972** | **40.7** | **67** | **1** |

| PUNT RET. | NO. | YDS. | AVG. | LG | TD |
|---|---|---|---|---|---|
| Vigorito | 22 | 197 | 9.0 | 21 | 0 |
| Kozlowski | 7 | 65 | 9.3 | 17 | 0 |
| Lockett | 5 | 23 | 4.6 | 8 | 0 |
| G. Blackwood | 3 | 20 | 6.7 | 18 | 0 |
| Clayton | 2 | 14 | 7.0 | 11 | 0 |
| **DOLPHINS** | **39** | **319** | **8.2** | **21** | **0** |
| **OPPONENTS** | **27** | **371** | **13.7** | **70t** | **1** |

| KICKOFF RET. | NO. | YDS. | AVG. | LG | TD |
|---|---|---|---|---|---|
| Hampton | 45 | 1020 | 22.7 | 46 | 0 |
| Carter | 4 | 82 | 20.5 | 25 | 0 |
| L. Blackwood | 2 | 32 | 16.0 | 17 | 0 |
| Hardy | 1 | 11 | 11.0 | 11 | 0 |
| Kozlowski | 0 | 32 | – | – | – |
| **DOLPHINS** | **52** | **1177** | **22.6** | **46** | **0** |
| **OPPONENTS** | **63** | **1359** | **21.6** | **50** | **0** |

| SCORING | Ru | Pa | Rt | PAT | FG | S | 2 | TP |
|---|---|---|---|---|---|---|---|---|
| Reveiz | 0 | 0 | 0 | 50/52 | 22/27 | 0 | 0 | 116 |
| Davenport | 11 | 2 | 0 | 0 | 0 | 0 | 0 | 78 |
| N. Moore | 0 | 7 | 0 | 0 | 0 | 0 | 0 | 42 |
| Nathan | 5 | 1 | 0 | 0 | 0 | 0 | 0 | 36 |
| Clayton | 0 | 4 | 0 | 0 | 0 | 0 | 0 | 24 |
| Rose | 0 | 4 | 0 | 0 | 0 | 0 | 0 | 24 |
| Hardy | 0 | 4 | 0 | 0 | 0 | 0 | 0 | 24 |
| Duper | 0 | 3 | 0 | 0 | 0 | 0 | 0 | 18 |
| Hampton | 3 | 0 | 0 | 0 | 0 | 0 | 0 | 18 |
| Johnson | 0 | 3 | 0 | 0 | 0 | 0 | 0 | 18 |
| Bennett | 0 | 1 | 0 | 0 | 0 | 0 | 0 | 6 |
| Brudzinski | 0 | 0 | 1 | 0 | 0 | 0 | 0 | 6 |
| Heflin | 0 | 1 | 0 | 0 | 0 | 0 | 0 | 6 |
| Jensen | 0 | 1 | 0 | 0 | 0 | 0 | 0 | 6 |
| Judson | 0 | 0 | 1 | 0 | 0 | 0 | 0 | 6 |
| **DOLPHINS** | **19** | **31** | **2** | **50/52** | **22/27** | **0** | **0** | **428** |
| **OPPONENTS** | **15** | **21** | **2** | **35/38** | **19/28** | **0** | **0** | **320** |

| FIELD GOALS | 1-19 | 20-29 | 30-39 | 40-49 | 50+ |
|---|---|---|---|---|---|
| Reveiz | 0/0 | 8/9 | 5/5 | 9/10 | 0/3 |
| **DOLPHINS** | **0/0** | **8/9** | **5/5** | **9/10** | **0/3** |
| **OPPONENTS** | **2/2** | **5/5** | **7/9** | **4/10** | **1/2** |

## SACKS

Charles 7.0, Betters 6.5, M. Moore 5.5, H. Green 5.0, Brudzinski 3.0, Bokamper 2.5, Bowser 2.5, Baumhower 2.0, G. Blackwood 1.0, Brophy 1.0, M. Brown 1.0, Little 1.0.

**DOLPHINS 38.0, OPPONENTS 19.0**

## USUAL STARTERS

### OFFENSE

WR – Mark Duper (8), Nat Moore (7), Jim Jensen (1)
LT – Jon Giesler (13), Ronnie Lee (1), Cleveland Green (1), *Jeff Dellenbach (1)
LG – Roy Foster (16)
C – Dwight Stephenson (16)
RG – Ronnie Lee (6), Steve Clark (5), Jeff Toews (5)
RT – Cleveland Green (10), Ronnie Lee (6)
TE – Bruce Hardy (16)
WR – Mark Clayton (16)
QB – Dan Marino (16)
RB – Tony Nathan (15), *Lorenzo Hampton (1)
FB – Woody Bennett (13), *Ron Davenport (1)
2TE – Dan Johnson (1), Joe Rose (1)

### DEFENSE

LDE – Doug Betters (14), Mack Moore (2)
NT – Mike Charles (15), Bill Barnett (1)
RDE – Kim Bokamper (12), *George Little (3), Mike Charles (1)
LOLB – Bob Brudzinski (13), Robin Sendlein (3)
LILB – Jackie Shipp (10), Jay Brophy (6)
RILB – Mark Brown (15), Jackie Shipp (1)
ROLB – Hugh Green (11), Sanders Shiver (3), Charles Bowser (2)
LCB – Paul Lankford (15), Robert Sowell (1)
RCB – William Judson (16)
SS – Glenn Blackwood (14), Mike Kozlowski (2)
FS – Bud Brown (16)

* Indicates Rookie

| PASSING | ATT. | COMP. | YDS. | PCT. | TD | INT. | LG | SCK/LST | RATING |
|---|---|---|---|---|---|---|---|---|---|
| Marino | 567 | 336 | 4137 | 59.3 | 30 | 21 | 73 | 18/157 | 84.1 |
| Strock | 9 | 7 | 141 | 77.8 | 1 | 0 | 67t | 0/0 | 154.7 |
| Clayton | 0 | 0 | 0 | 0.0 | 0 | 0 | 0 | 1/7 | – |
| **DOLPHINS** | **576** | **343** | **4278** | **59.5** | **31** | **21** | **73** | **19/164** | **85.6** |
| **OPPONENTS** | **487** | **257** | **3789** | **52.8** | **21** | **23** | **80t** | **38/278** | **73.3** |

# 1986 FINAL STATISTICS (8-8)

| DATE | OPPONENT | SCORE | W/L | ATT. |
|---|---|---|---|---|
| 9/7 | at San Diego | 28-50 | L | 57,726 |
| 9/14 | INDIANAPOLIS | 30-10 | W | 51,848 |
| 9/21 | at N.Y. Jets | 45-51 (OT) | L | 71,025 |
| 9/28 | SAN FRANCISCO | 16-31 | L | 70,264 |
| 10/5 | at New England | 7-34 | L | 60,689 |
| 10/12 | BUFFALO | 27-14 | W | 49,467 |
| 10/19 | L.A. RAIDERS | 28-30 | L | 53,421 |
| 10/26 | at Indianapolis | 17-13 | W | 58,350 |
| 11/2 | HOUSTON | 28-7 | W | 43,804 |
| 11/10 | at Cleveland | 16-26 | L | 77,949 |
| 11/16 | at Buffalo | 34-24 | W | 76,474 |
| 11/24 | N.Y. JETS | 45-3 | W | 70,206 |
| 11/30 | ATLANTA | 14-20 | L | 53,762 |
| 12/7 | at New Orleans | 31-27 | W | 64,761 |
| 12/14 | at L.A. Rams | 37-31 (OT) | W | 62,629 |
| 12/22 | NEW ENGLAND | 27-34 | L | 74,516 |

| TEAM STATISTICS | MIA. | OPP. |
|---|---|---|
| TOTAL FIRST DOWNS | 351 | 337 |
| By Rushing | 84 | 144 |
| By Passing | 250 | 177 |
| By Penalty | 17 | 16 |
| Third Down: Made/Att. | 98/191 | 86/209 |
| Fourth Down: Made/Att. | 2/10 | 10/18 |
| TOTAL NET YARDS | 6324 | 6050 |
| Average Per Game | 395.3 | 378.1 |
| Total Plays | 1011 | 1058 |
| Average Per Play | 6.3 | 5.7 |
| NET YARDS RUSHING | 1545 | 2493 |
| Average Per Game | 96.6 | 155.8 |
| Total Rushes | 349 | 540 |
| NET YARDS PASSING | 4779 | 3557 |
| Average Per Game | 298.7 | 222.3 |
| Tackled/Yards Lost | 17/119 | 33/268 |
| Gross Yards | 4898 | 3825 |
| Attempts/Completions | 645/392 | 485/290 |
| Completion Percentage | 60.8 | 59.8 |
| Had Intercepted | 23 | 13 |
| PUNTS/AVERAGE | 56/44.2 | 64/41.4 |
| PENALTIES/YARDS | 72/609 | 82/596 |
| FUMBLES/BALL LOST | 37/14 | 32/14 |
| TOUCHDOWNS | 56 | 47 |
| By Rushing | 9 | 23 |
| By Passing | 46 | 22 |
| By Returns | 1 | 2 |

| Score by Quarters | 1 | 2 | 3 | 4 | OT | Total |
|---|---|---|---|---|---|---|
| DOLPHINS | 45 | 177 | 102 | 100 | 6 | 430 |
| OPPONENTS | 101 | 127 | 58 | 113 | 6 | 405 |

| RUSHING | NO. | YDS. | AVG. | LG | TD |
|---|---|---|---|---|---|
| Hampton | 186 | 830 | 4.5 | 54t | 9 |
| Davenport | 75 | 314 | 4.2 | 35 | 0 |
| Nathan | 27 | 203 | 7.5 | 20 | 0 |
| Bennett | 36 | 162 | 4.5 | 16 | 0 |
| Clayton | 2 | 33 | 16.5 | 22 | 0 |
| Carter | 4 | 18 | 4.5 | 9 | 0 |
| Ellis | 3 | 6 | 2.0 | 2 | 0 |
| Strock | 1 | 0 | 0.0 | 0 | 0 |
| Marino | 12 | -3 | -0.3 | 13 | 0 |
| Roby | 2 | -8 | -4.0 | 0 | 0 |
| Duper | 1 | -10 | -10.0 | -10 | 0 |
| **DOLPHINS** | **349** | **1545** | **4.4** | **54t** | **9** |
| **OPPONENTS** | **540** | **2493** | **4.6** | **47** | **23** |

| RECEIVING | NO. | YDS. | AVG. | LG | TD |
|---|---|---|---|---|---|
| Duper | 67 | 1313 | 19.6 | 85t | 11 |
| Hampton | 61 | 446 | 7.3 | 19 | 3 |
| Clayton | 60 | 1150 | 19.2 | 68t | 10 |
| Hardy | 54 | 430 | 8.0 | 18t | 5 |
| Nathan | 48 | 457 | 9.5 | 23t | 2 |
| N. Moore | 38 | 431 | 11.3 | 38t | 7 |
| Davenport | 20 | 177 | 8.9 | 27 | 1 |
| Johnson | 19 | 170 | 8.9 | 20 | 4 |
| Pruitt | 15 | 235 | 15.7 | 27 | 2 |
| Jensen | 5 | 50 | 10.0 | 20t | 1 |
| Bennett | 4 | 33 | 8.3 | 13 | 0 |
| Carter | 1 | 6 | 6.0 | 6 | 0 |
| **DOLPHINS** | **392** | **4898** | **12.5** | **85t** | **46** |
| **OPPONENTS** | **290** | **3825** | **13.2** | **65t** | **22** |

| INTERCEPTIONS | NO. | YDS. | AVG. | LG | TD |
|---|---|---|---|---|---|
| Rose | 2 | 63 | 31.5 | 36 | 0 |
| McNeal | 2 | 46 | 23.0 | 29 | 0 |
| G. Blackwood | 2 | 10 | 5.0 | 7 | 0 |
| Judson | 2 | 0 | 0.0 | 0 | 0 |
| L. Blackwood | 1 | 14 | 14.0 | 14 | 0 |
| Offerdahl | 1 | 14 | 14.0 | 14 | 0 |
| B. Brown | 1 | 3 | 3.0 | 3 | 0 |
| Charles | 1 | 2 | 2.0 | 2 | 0 |
| Kozlowski | 1 | 0 | 0.0 | 0 | 0 |
| **DOLPHINS** | **13** | **152** | **11.7** | **36** | **0** |
| **OPPONENTS** | **23** | **221** | **9.6** | **70t** | **1** |

| PUNTING | NO. | YDS. | AVG. | LG | BK |
|---|---|---|---|---|---|
| Roby | 56 | 2476 | 44.2 | 73 | 0 |
| **DOLPHINS** | **56** | **2476** | **44.2** | **73** | **0** |
| **OPPONENTS** | **64** | **2648** | **41.4** | **64** | **0** |

| PUNT RET. | NO. | YDS. | AVG. | LG | TD |
|---|---|---|---|---|---|
| Ellis | 24 | 149 | 6.2 | 17 | 0 |
| Pruitt | 11 | 150 | 13.6 | 71t | 1 |
| G. Blackwood | 1 | 0 | 0.0 | 0 | 0 |
| L. Blackwood | 1 | 0 | 0.0 | 0 | 0 |
| Clayton | 1 | 0 | 0.0 | 0 | 0 |
| Thompson | 1 | 0 | 0.0 | 0 | 0 |
| N. Moore | 1 | -2 | -2.0 | -2 | 0 |
| **DOLPHINS** | **40** | **297** | **7.4** | **71t** | **1** |
| **OPPONENTS** | **23** | **200** | **8.7** | **34** | **0** |

| KICKOFF RET. | NO. | YDS. | AVG. | LG | TD |
|---|---|---|---|---|---|
| Ellis | 25 | 541 | 21.6 | 41 | 0 |
| Davenport | 16 | 285 | 17.8 | 37 | 0 |
| Hampton | 9 | 182 | 20.2 | 25 | 0 |
| Carter | 9 | 133 | 14.8 | 22 | 0 |
| Hardy | 3 | 39 | 13.0 | 16 | 0 |
| L. Lee | 1 | 5 | 5.0 | 5 | 0 |
| Johnson | 1 | 0 | 0.0 | 0 | 0 |
| Toth | 1 | 0 | 0.0 | 0 | 0 |
| **DOLPHINS** | **65** | **1185** | **18.2** | **41** | **0** |
| **OPPONENTS** | **53** | **997** | **18.8** | **40** | **0** |

| SCORING | Ru | Pa | Rt | PAT | FG | S | 2 | TP |
|---|---|---|---|---|---|---|---|---|
| Reveiz | 0 | 0 | 0 | 52/55 | 14/22 | 0 | 0 | 94 |
| Hampton | 9 | 3 | 0 | 0 | 0 | 0 | 0 | 72 |
| Duper | 0 | 11 | 0 | 0 | 0 | 0 | 0 | 66 |
| Clayton | 0 | 10 | 0 | 0 | 0 | 0 | 0 | 60 |
| N. Moore | 0 | 7 | 0 | 0 | 0 | 0 | 0 | 42 |
| Hardy | 0 | 5 | 0 | 0 | 0 | 0 | 0 | 30 |
| Johnson | 0 | 4 | 0 | 0 | 0 | 0 | 0 | 24 |
| Pruitt | 0 | 2 | 1 | 0 | 0 | 0 | 0 | 18 |
| Nathan | 0 | 2 | 0 | 0 | 0 | 0 | 0 | 12 |
| Davenport | 0 | 1 | 0 | 0 | 0 | 0 | 0 | 6 |
| Jensen | 0 | 1 | 0 | 0 | 0 | 0 | 0 | 6 |
| **DOLPHINS** | **9** | **46** | **1** | **52/55** | **14/22** | **0** | **0** | **430** |
| **OPPONENTS** | **23** | **22** | **2** | **45/46** | **26/31** | **0** | **0** | **405** |

| FIELD GOALS | 1-19 | 20-29 | 30-39 | 40-49 | 50+ |
|---|---|---|---|---|---|
| Reveiz | 1/1 | 5/5 | 4/6 | 3/8 | 1/2 |
| **DOLPHINS** | **1/1** | **5/5** | **4/6** | **3/8** | **1/2** |
| **OPPONENTS** | **2/2** | **6/7** | **12/14** | **6/6** | **0/2** |

## SACKS

M. Brown 5.0, Betters 4.0, H. Green 4.0, Little 4.0, J. Foster 3.0, Brudzinski 2.0, Offerdahl 2.0, Robinson 2.0, Turner 2.0, Shipp 1.0, Baumhower 1.0, M. Moore 1.0, Smith 1.0, Sochia 1.0.

**DOLPHINS 33.0, OPPONENTS 17.0**

## USUAL STARTERS

### OFFENSE

WR – Mark Duper (16)
LT – Jon Giesler (7), Cleveland Green (5), Jeff Dellenbach (4)
LG – Roy Foster (16)
C – Dwight Stephenson (16)
RG – Ronnie Lee (9), Larry Lee (5), Jeff Dellenbach (2)
RT – Greg Koch (16)
TE – Bruce Hardy (16)
WR – Mark Clayton (14), Nat Moore (1)
QB – Dan Marino (16)
RB – Lorenzo Hampton (16)
FB – Woody Bennett (14), Ron Davenport (2)
2TE – Dan Johnson (1)

### DEFENSE

LDE – *T.J. Turner (15), Doug Betters (1)
NT – Bob Baumhower (12), Mike Charles (4)
LOLB – Bob Brudzinski (16)
LILB – Jackie Shipp (14), *Larry Kolic (2)
RILB – *John Offerdahl (15), Andy Hendel (1)
ROLB – Mark Brown (11), Hugh Green (3), David Frye (2)
LCB – Paul Lankford (11), Reyna Thompson (4), Don McNeal (1)
RCB – William Judson (16)
SS – Glenn Blackwood (10), Lyle Blackwood (4), Bud Brown (1), Paul Lankford (1)
FS – Bud Brown (14), Donovan Rose (2)

* Indicates Rookie

| PASSING | ATT. | COMP. | YDS. | PCT. | TD | INT. | LG | SCK/LST | RATING |
|---|---|---|---|---|---|---|---|---|---|
| Marino | 623 | 378 | 4746 | 60.7 | 44 | 23 | 85t | 17/119 | 92.5 |
| Strock | 20 | 14 | 152 | 70.0 | 2 | 0 | 21 | 0/0 | 125.4 |
| Jensen | 2 | 0 | 0 | 0.0 | 0 | 0 | 0 | 0/0 | 39.6 |
| **DOLPHINS** | **645** | **392** | **4898** | **60.8** | **46** | **23** | **85t** | **17/119** | **93.3** |
| **OPPONENTS** | **485** | **290** | **3825** | **59.8** | **22** | **13** | **65t** | **33/268** | **88.7** |

# 1987 FINAL STATISTICS (8-7)

| DATE | OPPONENT | SCORE | W/L | ATT. |
|---|---|---|---|---|
| 9/13 | at New England | 21-28 | L | 54,642 |
| 9/20 | at Indianapolis | 23-10 | W | 57,524 |
| 10/4 | at Seattle | 20-24 | L | 19,448 |
| 10/11 | KANSAS CITY | 42-0 | W | 25,867 |
| 10/18 | at N.Y. Jets | 31-37 (OT) | L | 18,249 |
| 10/25 | BUFFALO | 31-34 (OT) | L | 61,295 |
| 11/1 | PITTSBURGH | 35-24 | W | 52,578 |
| 11/8 | at Cincinnati | 20-14 | W | 53,840 |
| 11/15 | INDIANAPOLIS | 21-40 | L | 65,433 |
| 11/22 | at Dallas | 20-14 | W | 56,519 |
| 11/29 | at Buffalo | 0-27 | L | 68,055 |
| 12/7 | N.Y. JETS | 37-28 | W | 62,592 |
| 12/13 | at Philadelphia | 28-10 | W | 63,841 |
| 12/20 | WASHINGTON | 23-21 | W | 65,715 |
| 12/28 | NEW ENGLAND | 10-24 | L | 61,192 |

| TEAM STATISTICS | MIA. | OPP. |
|---|---|---|
| TOTAL FIRST DOWNS | 331 | 314 |
| By Rushing | 109 | 115 |
| By Passing | 197 | 176 |
| By Penalty | 25 | 23 |
| Third Down: Made/Att. | 96/202 | 94/208 |
| Fourth Down: Made/Att. | 9/18 | 5/13 |
| TOTAL NET YARDS | 5538 | 5445 |
| Average Per Game | 369.2 | 363.0 |
| Total Plays | 1005 | 1013 |
| Average Per Play | 5.5 | 5.4 |
| NET YARDS RUSHING | 1662 | 2198 |
| Average Per Game | 110.8 | 146.5 |
| Total Rushes | 408 | 498 |
| NET YARDS PASSING | 3876 | 3247 |
| Average Per Game | 258.4 | 216.5 |
| Tackled/Yards Lost | 13/101 | 21/183 |
| Gross Yards | 3977 | 3430 |
| Attempts/Completions | 584/338 | 494/295 |
| Completion Percentage | 57.9 | 59.7 |
| Had Intercepted | 20 | 16 |
| PUNTS/AVERAGE | 63/38.5 | 71/38.8 |
| PENALTIES/YARDS | 76/634 | 103/850 |
| FUMBLES/BALL LOST | 37/17 | 32/16 |
| TOUCHDOWNS | 47 | 42 |
| By Rushing | 16 | 18 |
| By Passing | 29 | 21 |
| By Returns | 2 | 3 |

| Score by Quarters | 1 | 2 | 3 | 4 | OT | Total |
|---|---|---|---|---|---|---|
| DOLPHINS | 90 | 100 | 89 | 83 | 0 | 362 |
| OPPONENTS | 63 | 105 | 61 | 97 | 9 | 335 |

| RUSHING | NO. | YDS. | AVG. | LG | TD |
|---|---|---|---|---|---|
| Stradford | 145 | 619 | 4.3 | 51 | 6 |
| Hampton | 75 | 289 | 3.9 | 34 | 1 |
| R. Scott | 47 | 199 | 4.2 | 24 | 3 |
| Davenport | 32 | 114 | 3.6 | 27 | 1 |
| W. Bennett | 25 | 102 | 4.1 | 18 | 0 |
| Mackey | 17 | 98 | 5.8 | 17 | 2 |
| Bailey | 10 | 55 | 5.5 | 13 | 0 |
| Konecny | 6 | 46 | 7.7 | 19 | 0 |
| Tagliaferri | 13 | 45 | 3.5 | 7 | 1 |
| Isom | 9 | 41 | 4.6 | 8 | 1 |
| Nathan | 4 | 20 | 5.0 | 8 | 0 |
| Jensen | 4 | 18 | 4.5 | 9 | 0 |
| Roth | 3 | 10 | 3.3 | 9 | 0 |
| Clayton | 2 | 8 | 4.0 | 4 | 0 |
| T. Brown | 3 | 3 | 1.0 | 3 | 0 |
| Roby | 1 | 0 | 0.0 | 0 | 0 |
| Marino | 12 | -5 | -0.4 | 5t | 1 |
| **DOLPHINS** | **408** | **1662** | **4.1** | **51** | **16** |
| **OPPONENTS** | **498** | **2198** | **4.4** | **31** | **18** |

| RECEIVING | NO. | YDS. | AVG. | LG | TD |
|---|---|---|---|---|---|
| Stradford | 48 | 457 | 9.5 | 34 | 1 |
| Clayton | 46 | 776 | 16.9 | 43 | 7 |
| Duper | 33 | 597 | 18.1 | 59t | 8 |
| Hardy | 28 | 292 | 10.4 | 31 | 2 |
| Davenport | 27 | 249 | 9.2 | 29 | 1 |
| Pruitt | 26 | 404 | 15.5 | 37 | 3 |
| Jensen | 26 | 221 | 8.5 | 20 | 1 |
| Hampton | 23 | 223 | 9.7 | 24 | 0 |
| Tagliaferri | 12 | 117 | 9.8 | 27 | 0 |
| Nathan | 10 | 77 | 7.7 | 14 | 0 |
| Douglas | 9 | 92 | 10.2 | 17 | 1 |
| Sampleton | 8 | 64 | 8.0 | 19 | 0 |
| Chavis | 7 | 108 | 15.4 | 27 | 0 |
| Lewis | 6 | 53 | 8.8 | 22 | 1 |
| Konecny | 6 | 26 | 4.3 | 10 | 0 |
| Reilly | 5 | 70 | 14.0 | 20 | 0 |
| Da. Johnson | 4 | 35 | 8.8 | 22 | 2 |
| W. Bennett | 4 | 18 | 4.5 | 6 | 0 |
| Caterbone | 2 | 46 | 23.0 | 30 | 0 |
| W. Smith | 2 | 13 | 6.5 | 8 | 1 |
| R. Scott | 2 | 7 | 3.5 | 5 | 0 |
| Isom | 1 | 11 | 11.0 | 11 | 0 |
| Banks | 1 | 10 | 10.0 | 10t | 1 |
| T. Brown | 1 | 6 | 6.0 | 6 | 0 |
| Farmer | 1 | 5 | 5.0 | 5 | 0 |
| **DOLPHINS** | **338** | **3977** | **11.8** | **59t** | **29** |
| **OPPONENTS** | **295** | **3430** | **11.6** | **55** | **21** |

| INTERCEPTIONS | NO. | YDS. | AVG. | LG | TD |
|---|---|---|---|---|---|
| Lankford | 3 | 44 | 14.7 | 44 | 0 |
| Blackwood | 3 | 17 | 5.7 | 17 | 0 |
| Randle | 2 | 16 | 8.0 | 11 | 0 |
| Hooper | 2 | 11 | 5.5 | 11 | 0 |
| Judson | 2 | 11 | 5.5 | 10 | 0 |
| Hobley | 2 | 7 | 3.5 | 7 | 0 |
| Sowell | 1 | 29 | 29.0 | 29 | 0 |
| B. Brown | 1 | 0 | 0.0 | 0 | 0 |
| **DOLPHINS** | **16** | **135** | **8.4** | **44** | **0** |
| **OPPONENTS** | **20** | **298** | **14.9** | **68** | **2** |

| PUNTING | NO. | YDS. | AVG. | LG | BK |
|---|---|---|---|---|---|
| Roby | 32 | 1371 | 42.8 | 77 | 0 |
| Hayes | 7 | 274 | 39.1 | 51 | 1 |
| Gore | 14 | 502 | 35.9 | 60 | 0 |
| Strock | 9 | 277 | 30.8 | 44 | 0 |
| **DOLPHINS** | **63** | **2424** | **38.5** | **77** | **1** |
| **OPPONENTS** | **71** | **2753** | **38.8** | **73** | **0** |

| PUNT RET. | NO. | YDS. | AVG. | LG | TD |
|---|---|---|---|---|---|
| Schwedes | 24 | 203 | 8.5 | 31 | 0 |
| Caterbone | 9 | 78 | 8.7 | 21 | 0 |
| B. Brown | 2 | 8 | 4.0 | 8 | 0 |
| Blackwood | 1 | 1 | 1.0 | 1 | 0 |
| Hooper | 1 | 0 | 0.0 | 0 | 0 |
| **DOLPHINS** | **37** | **209** | **7.8** | **31** | **0** |
| **OPPONENTS** | **26** | **141** | **5.4** | **15** | **0** |

| KICKOFF RET. | NO. | YDS. | AVG. | LG | TD |
|---|---|---|---|---|---|
| Hampton | 16 | 304 | 19.0 | 32 | 0 |
| Stradford | 14 | 258 | 18.4 | 32 | 0 |
| Schwedes | 9 | 177 | 19.7 | 34 | 0 |
| Hardy | 5 | 62 | 12.4 | 18 | 0 |
| Farmer | 3 | 56 | 18.7 | 23 | 0 |
| Roth | 2 | 49 | 24.5 | 26 | 0 |
| Da. Johnson | 2 | 13 | 6.5 | 10 | 0 |
| R. Scott | 1 | 22 | 22.0 | 22 | 0 |
| Isom | 1 | 11 | 11.0 | 11 | 0 |
| Lewis | 1 | 0 | 0.0 | 0 | 0 |
| **DOLPHINS** | **54** | **952** | **17.6** | **34** | **0** |
| **OPPONENTS** | **67** | **1222** | **18.2** | **47** | **0** |

| SCORING | Ru | Pa | Rt | PAT | FG | S | 2 | TP |
|---|---|---|---|---|---|---|---|---|
| Reveiz | 0 | 0 | 0 | 28/30 | 9/11 | 0 | 0 | 55 |
| Duper | 0 | 8 | 0 | 0 | 0 | 0 | 0 | 48 |
| Clayton | 0 | 7 | 0 | 0 | 0 | 0 | 0 | 42 |
| Stradford | 6 | 1 | 0 | 0 | 0 | 0 | 0 | 42 |
| Beecher | 0 | 0 | 0 | 12/12 | 3/4 | 0 | 0 | 21 |
| Pruitt | 0 | 3 | 0 | 0 | 0 | 0 | 0 | 18 |
| R. Scott | 3 | 0 | 0 | 0 | 0 | 0 | 0 | 18 |
| Davenport | 1 | 1 | 0 | 0 | 0 | 0 | 0 | 12 |
| Hardy | 0 | 2 | 0 | 0 | 0 | 0 | 0 | 12 |
| Da. Johnson | 0 | 2 | 0 | 0 | 0 | 0 | 0 | 12 |
| Mackey | 2 | 0 | 0 | 0 | 0 | 0 | 0 | 12 |
| Banks | 0 | 1 | 0 | 0 | 0 | 0 | 0 | 6 |
| Douglas | 0 | 1 | 0 | 0 | 0 | 0 | 0 | 6 |
| Hampton | 1 | 0 | 0 | 0 | 0 | 0 | 0 | 6 |
| Hobley | 0 | 0 | 1 | 0 | 0 | 0 | 0 | 6 |
| Hooper | 0 | 0 | 1 | 0 | 0 | 0 | 0 | 6 |
| Isom | 1 | 0 | 0 | 0 | 0 | 0 | 0 | 6 |
| Jensen | 0 | 1 | 0 | 0 | 0 | 0 | 0 | 6 |
| Lewis | 0 | 1 | 0 | 0 | 0 | 0 | 0 | 6 |
| Marino | 1 | 0 | 0 | 0 | 0 | 0 | 0 | 6 |
| W. Smith | 0 | 1 | 0 | 0 | 0 | 0 | 0 | 6 |
| Tagliaferri | 1 | 0 | 0 | 0 | 0 | 0 | 0 | 6 |
| Tiffin | 0 | 0 | 0 | 4/4 | 0/1 | 0 | 0 | 4 |
| **DOLPHINS** | **16** | **29** | **2** | **44/47** | **12/16** | **0** | **0** | **362** |
| **OPPONENTS** | **18** | **21** | **3** | **41/47** | **14/22** | **0** | **0** | **335** |

| FIELD GOALS | 1-19 | 20-29 | 30-39 | 40-49 | 50+ |
|---|---|---|---|---|---|
| Reveiz | 1/1 | 2/2 | 2/2 | 4/6 | 0/0 |
| Beecher | 1/1 | 0/0 | 1/1 | 1/2 | 0/0 |
| Tiffin | 0/0 | 0/0 | 0/0 | 0/1 | 0/0 |
| **DOLPHINS** | **2/2** | **2/2** | **3/3** | **5/9** | **0/0** |
| **OPPONENTS** | **0/0** | **7/8** | **4/7** | **2/5** | **1/2** |

## SACKS

Turner 4.0, Sochia 3.5, Bosa 3.0, Readon 2.0, Lambrecht 1.5, Offerdahl 1.5, M. Brown 1.0, Brudzinski 1.0, Frye 1.0, Graf 1.0, S. Scott 1.0, Wimberly 0.5.

**DOLPHINS 21.0, OPPONENTS 13.0**

## USUAL STARTERS

### OFFENSE

WR – Mark Duper (11), *Leland Douglas (2), James Pruitt (1), Dameon Reilly (1)
LT – Jon Giesler (9), Jeff Dellenbach (3), *Scott Kehoe (3)
LG – Roy Foster (12), Jeff Wiska (3)
C – Dwight Stephenson (9), Jeff Dellenbach (3), Greg Ours (3)
RG – Tom Toth (12), Jim Gilmore (2), Louis Oubre (1)
RT – Ronnie Lee (9), Bill Bealles (3), *Mark Dennis (2), Greg Koch (1)
TE – Bruce Hardy (12), Lawrence Sampleton (3)
WR – Mark Clayton (12), Mike Caterbone (1), *Eddie Chavis (1)
QB – Dan Marino (12), Kyle Mackey (3)
RB – Lorenzo Hampton (6), *Troy Stradford (5), *Ronald Scott (2), John Tagliaferri (1)
FB – Woody Bennett (11), Ron Davenport (1), Clarence Bailey (1), Rickey Isom (1)
2TE – David Lewis (3)

### DEFENSE

LDE – T.J. Turner (12), Derek Wimberly (3)
NT – Brian Sochia (12), *Mike Lambrecht (3)
RDE – *John Bosa (12), Charles Bennett (3)
LOLB – Bob Brudzinski (7), *Rick Graf (5), Dennis Fowlkes (3)
LILB – Jackie Shipp (12), *Victor Morris (3)
RILB – John Offerdahl (9), Mark Brown (3), *Tim Pidgeon (3)
ROLB – Mark Brown (9), Duke Schamel (3), Bob Brudzinski (1), David Frye (1), Hugh Green (1)
LCB – Paul Lankford (11), Robert Sowell (3), Reyna Thompson (1)
RCB – William Judson (12), Trell Hooper (2), John Swain (1)
SS – Glenn Blackwood (8), Liffort Hobley (4), Demetrious Johnson (2), Tate Randle (1)
FS – Bud Brown (8), Lyle Blackwood (2), Liffort Hobley (2), Trell Hooper (1), Donovan Rose (1), Paul Lankford (1)

* Indicates Rookie

| PASSING | ATT. | COMP. | YDS. | PCT. | TD | INT. | LG | SCK/LST | RATING |
|---|---|---|---|---|---|---|---|---|---|
| Marino | 444 | 263 | 3245 | 59.2 | 26 | 13 | 59t | 9/77 | 89.2 |
| Mackey | 109 | 57 | 604 | 52.3 | 3 | 5 | 30 | 4/24 | 58.8 |
| Strock | 23 | 13 | 114 | 56.5 | 0 | 1 | 26 | 0/0 | 51.7 |
| Stankavage | 7 | 4 | 8 | 57.1 | 0 | 1 | 8 | 0/0 | 22.6 |
| Stradford | 1 | 1 | 6 | 100.0 | 0 | 0 | 6 | 0/0 | 91.7 |
| **DOLPHINS** | **584** | **338** | **3977** | **57.9** | **29** | **20** | **59t** | **13/101** | **81.0** |
| **OPPONENTS** | **494** | **295** | **3430** | **59.7** | **21** | **16** | **55** | **21/183** | **81.5** |

# 1988 FINAL STATISTICS (6-10)

| DATE | OPPONENT | SCORE | W/L | ATT. |
|---|---|---|---|---|
| 9/4 | at Chicago | 7-34 | L | 63,330 |
| 9/11 | at Buffalo | 6-9 | L | 79,520 |
| 9/18 | GREEN BAY | 24-17 | W | 54,409 |
| 9/25 | at Indianapolis | 13-15 | L | 59,638 |
| 10/2 | MINNESOTA | 24-7 | W | 59,867 |
| 10/9 | at L.A. Raiders | 24-14 | W | 50,751 |
| 10/16 | SAN DIEGO | 31-28 | W | 58,972 |
| 10/23 | N.Y. JETS | 30-44 | L | 68,292 |
| 10/30 | at Tampa Bay | 17-14 | W | 67,352 |
| 11/6 | at New England | 10-21 | L | 60,840 |
| 11/14 | BUFFALO | 6-31 | L | 67,091 |
| 11/20 | NEW ENGLAND | 3-6 | L | 53,526 |
| 11/27 | at N.Y. Jets | 34-38 | L | 52,752 |
| 12/4 | INDIANAPOLIS | 28-31 | L | 45,236 |
| 12/12 | CLEVELAND | 38-31 | W | 61,884 |
| 12/18 | at Pittsburgh | 24-40 | L | 36,051 |

| TEAM STATISTICS | MIA. | OPP. |
|---|---|---|
| TOTAL FIRST DOWNS | 321 | 359 |
| By Rushing | 77 | 155 |
| By Passing | 218 | 173 |
| By Penalty | 26 | 31 |
| Third Down: Made/Att. | 71/184 | 101/207 |
| Fourth Down: Made/Att. | 7/16 | 6/13 |
| TOTAL NET YARDS | 5721 | 5781 |
| Average Per Game | 357.6 | 361.3 |
| Total Plays | 963 | 1072 |
| Average Per Play | 5.9 | 5.4 |
| NET YARDS RUSHING | 1205 | 2506 |
| Average Per Game | 75.3 | 156.6 |
| Total Rushes | 335 | 557 |
| NET YARDS PASSING | 4516 | 3275 |
| Average Per Game | 282.3 | 204.7 |
| Tackled/Yards Lost | 7/41 | 24/167 |
| Gross Yards | 4557 | 3442 |
| Attempts/Completions | 621/363 | 491/298 |
| Completion Percentage | 58.5 | 60.7 |
| Had Intercepted | 23 | 16 |
| PUNTS/AVERAGE | 64/43.0 | 58/41.8 |
| PENALTIES/YARDS | 99/845 | 103/734 |
| FUMBLES/BALL LOST | 26/12 | 31/15 |
| TOUCHDOWNS | 41 | 45 |
| By Rushing | 11 | 22 |
| By Passing | 29 | 19 |
| By Returns | 1 | 4 |

| Score by Quarters | 1 | 2 | 3 | 4 | OT | Total |
|---|---|---|---|---|---|---|
| DOLPHINS | 72 | 97 | 88 | 62 | 0 | 319 |
| OPPONENTS | 51 | 159 | 69 | 101 | 0 | 380 |

| RUSHING | NO. | YDS. | AVG. | LG | TD |
|---|---|---|---|---|---|
| Hampton | 117 | 414 | 3.5 | 33 | 9 |
| Stradford | 95 | 335 | 3.5 | 18 | 2 |
| Davenport | 55 | 273 | 5.0 | 64 | 0 |
| Bennett | 31 | 115 | 3.7 | 12 | 0 |
| Jensen | 10 | 68 | 6.8 | 23 | 0 |
| Cribbs | 5 | 21 | 4.2 | 11 | 0 |
| Clayton | 1 | 4 | 4.0 | 4 | 0 |
| Edmunds | 1 | -8 | -8.0 | -8 | 0 |
| Marino | 20 | -17 | -0.9 | 6 | 0 |
| **DOLPHINS** | **335** | **1205** | **3.6** | **64** | **11** |
| **OPPONENTS** | **557** | **2506** | **4.5** | **44** | **22** |

| RECEIVING | NO. | YDS. | AVG. | LG | TD |
|---|---|---|---|---|---|
| Clayton | 86 | 1129 | 13.1 | 45t | 14 |
| Jensen | 58 | 652 | 11.2 | 31 | 5 |
| Stradford | 56 | 426 | 7.6 | 36 | 1 |
| Duper | 39 | 626 | 16.1 | 56 | 1 |
| Edmunds | 33 | 575 | 17.4 | 80t | 3 |
| Davenport | 30 | 282 | 9.4 | 27 | 0 |
| Banks | 23 | 430 | 18.7 | 55 | 2 |
| Hampton | 23 | 204 | 8.9 | 39t | 3 |
| Schwedes | 6 | 130 | 21.7 | 42 | 0 |
| Hardy | 4 | 46 | 11.5 | 19 | 0 |
| Pruitt | 2 | 38 | 19.0 | 19 | 0 |
| Bennett | 2 | 16 | 8.0 | 12 | 0 |
| Kinchen | 1 | 3 | 3.0 | 3 | 0 |
| **DOLPHINS** | **363** | **4557** | **12.6** | **80t** | **29** |
| **OPPONENTS** | **298** | **3442** | **11.6** | **47** | **19** |

| INTERCEPTIONS | NO. | YDS. | AVG. | LG | TD |
|---|---|---|---|---|---|
| Williams | 4 | 62 | 15.5 | 23 | 0 |
| Judson | 4 | 57 | 14.3 | 52 | 0 |
| M. Brown | 2 | 13 | 6.5 | 13 | 0 |
| Offerdahl | 2 | 2 | 1.0 | 2 | 0 |
| Thomas | 1 | 48 | 48.0 | 48 | 0 |
| McNeal | 1 | 23 | 23.0 | 23 | 0 |
| Graf | 1 | 14 | 14.0 | 14 | 0 |
| Lankford | 1 | 0 | 0.0 | 0 | 0 |
| **DOLPHINS** | **16** | **219** | **13.7** | **52** | **0** |
| **OPPONENTS** | **23** | **399** | **17.3** | **78t** | **4** |

| PUNTING | NO. | YDS. | AVG. | LG | BK |
|---|---|---|---|---|---|
| Roby | 64 | 2754 | 43.0 | 64 | 0 |
| **DOLPHINS** | **64** | **2754** | **43.0** | **64** | **0** |
| **OPPONENTS** | **58** | **2427** | **41.8** | **66** | **1** |

| PUNT RET. | NO. | YDS. | AVG. | LG | TD |
|---|---|---|---|---|---|
| Schwedes | 24 | 230 | 9.6 | 36 | 0 |
| Williams | 3 | 29 | 9.7 | 14 | 0 |
| **DOLPHINS** | **27** | **259** | **9.6** | **36** | **0** |
| **OPPONENTS** | **35** | **318** | **9.1** | **31** | **0** |

| KICKOFF RET. | NO. | YDS. | AVG. | LG | TD |
|---|---|---|---|---|---|
| Cribbs | 41 | 863 | 21.0 | 44 | 0 |
| Hampton | 9 | 216 | 24.0 | 37 | 0 |
| Williams | 8 | 159 | 19.9 | 27 | 0 |
| Schwedes | 3 | 49 | 16.3 | 25 | 0 |
| Davenport | 2 | 41 | 20.5 | 21 | 0 |
| Edmunds | 1 | 20 | 20.0 | 20 | 0 |
| Hardy | 1 | 17 | 17.0 | 17 | 0 |
| **DOLPHINS** | **65** | **1365** | **21.0** | **44** | **0** |
| **OPPONENTS** | **53** | **1109** | **20.9** | **57** | **0** |

| SCORING | Ru | Pa | Rt | PAT | FG | S | 2 | TP |
|---|---|---|---|---|---|---|---|---|
| Clayton | 0 | 14 | 0 | 0 | 0 | 0 | 0 | 84 |
| Hampton | 9 | 3 | 0 | 0 | 0 | 0 | 0 | 72 |
| Reveiz | 0 | 0 | 0 | 31/32 | 8/12 | 0 | 0 | 55 |
| Jensen | 0 | 5 | 0 | 0 | 0 | 0 | 0 | 30 |
| Edmunds | 0 | 3 | 0 | 0 | 0 | 0 | 0 | 18 |
| Franklin | 0 | 0 | 0 | 6/7 | 4/11 | 0 | 0 | 18 |
| Stradford | 2 | 1 | 0 | 0 | 0 | 0 | 0 | 18 |
| Banks | 0 | 2 | 0 | 0 | 0 | 0 | 0 | 12 |
| Duper | 0 | 1 | 0 | 0 | 0 | 0 | 0 | 6 |
| Hobley | 0 | 0 | 1 | 0 | 0 | 0 | 0 | 6 |
| **DOLPHINS** | **11** | **29** | **1** | **37/41** | **12/23** | **0** | **0** | **319** |
| **OPPONENTS** | **22** | **19** | **4** | **44/45** | **22/28** | **0** | **0** | **380** |

| FIELD GOALS | 1-19 | 20-29 | 30-39 | 40-49 | 50+ |
|---|---|---|---|---|---|
| Reveiz | 0/0 | 4/4 | 3/4 | 1/2 | 0/2 |
| Franklin | 0/0 | 1/2 | 2/4 | 0/1 | 1/4 |
| **DOLPHINS** | **0/0** | **5/6** | **5/8** | **1/3** | **1/6** |
| **OPPONENTS** | **0/0** | **6/6** | **10/11** | **4/7** | **2/4** |

**SACKS**

Turner 5.0, Sochia 4.5, Cline 4.0, Kumerow 3.0, Green 2.5, Bosa 2.0, Graf 1.0, Lankford 1.0, M. Brown 0.5, Offerdahl 0.5.

**DOLPHINS 24.0, OPPONENTS 7.0**

**USUAL STARTERS**

**OFFENSE**

WR – Mark Duper (13), Fred Banks (2), Scott Schwedes (1)
LT – Jon Giesler (9), Mark Dennis (7),
LG – Roy Foster (15), Harry Galbreath (1)
C – Jeff Dellenbach (16)
RG – Harry Galbreath (12), Tom Toth (4)
RT – Ronnie Lee (16)
TE – *Ferrell Edmunds (14), Bruce Hardy (2)
WR – Mark Clayton (16)
QB – Dan Marino (16)
RB – Lorenzo Hampton (10), Troy Stradford (6)
FB – Woody Bennett (7), Ron Davenport (5), Jim Jensen (4)

**DEFENSE**

LDE – T.J. Turner (16)
NT – Brian Sochia (16)
RDE – Jackie Cline (9), John Bosa (6), Jeff Cross (1)
LOLB – Rick Graf (16)
LILB – Mark Brown (12), Jackie Shipp (4)
ROLB – Hugh Green (16)
RILB – John Offerdahl (16)
LCB – Paul Lankford (10), Don McNeal (3), Reyna Thompson (2), *Rodney Thomas (1)
RCB – William Judson (16)
SS – Liffort Hobley (13), Bud Brown (3)
FS – *Jarvis Williams (16)

* Indicates Rookie

| PASSING | ATT. | COMP. | YDS. | PCT. | TD | INT. | LG | SCK/LST | RATING |
|---|---|---|---|---|---|---|---|---|---|
| Marino | 606 | 354 | 4434 | 58.4 | 28 | 23 | 80t | 6/31 | 80.8 |
| Jaworski | 14 | 9 | 123 | 64.3 | 1 | 0 | 22 | 1/10 | 116.1 |
| Stradford | 1 | 0 | 0 | 0.0 | 0 | 0 | 0 | 0/0 | 39.6 |
| **DOLPHINS** | **621** | **363** | **4557** | **58.5** | **29** | **23** | **80t** | **7/41** | **81.5** |
| **OPPONENTS** | **491** | **298** | **3442** | **60.7** | **19** | **16** | **47** | **24/167** | **81.2** |

# 1989 FINAL STATISTICS (8-8)

| DATE | OPPONENT | SCORE | W/L | ATT. |
|---|---|---|---|---|
| 9/10 | BUFFALO | 24-27 | L | 54,541 |
| 9/17 | at New England | 24-10 | W | 57,043 |
| 9/24 | N.Y. JETS | 33-40 | L | 65,908 |
| 10/1 | at Houston | 7-39 | L | 53,326 |
| 10/8 | CLEVELAND | 13-10 (OT) | W | 58,444 |
| 10/15 | at Cincinnati | 20-13 | W | 58,184 |
| 10/22 | GREEN BAY | 23-20 | W | 56,624 |
| 10/29 | at Buffalo | 17-31 | L | 80,208 |
| 11/5 | INDIANAPOLIS | 19-13 | W | 52,680 |
| 11/12 | at N.Y. Jets | 31-23 | W | 65,923 |
| 11/19 | at Dallas | 17-14 | W | 56,044 |
| 11/26 | PITTSBURGH | 14-34 | L | 59,936 |
| 12/3 | at Kansas City | 21-26 | L | 54,610 |
| 12/10 | NEW ENGLAND | 31-10 | W | 55,918 |
| 12/17 | at Indianapolis | 13-42 | L | 55,665 |
| 12/24 | KANSAS CITY | 24-27 | L | 43,612 |

| TEAM STATISTICS | MIA. | OPP. |
|---|---|---|
| TOTAL FIRST DOWNS | 311 | 337 |
| By Rushing | 88 | 139 |
| By Passing | 202 | 180 |
| By Penalty | 21 | 18 |
| Third Down: Made/Att. | 101/209 | 67/194 |
| Fourth Down: Made/Att. | 7/14 | 8/21 |
| TOTAL NET YARDS | 5546 | 5696 |
| Average Per Game | 346.6 | 356.0 |
| Total Plays | 1011 | 1045 |
| Average Per Play | 5.5 | 5.5 |
| NET YARDS RUSHING | 1330 | 2153 |
| Average Per Game | 83.1 | 134.6 |
| Total Rushes | 400 | 493 |
| NET YARDS PASSING | 4216 | 3543 |
| Average Per Game | 263.5 | 221.4 |
| Tackled/Yards Lost | 10/86 | 39/268 |
| Gross Yards | 4302 | 3811 |
| Attempts/Completions | 601/331 | 513/315 |
| Completion Percentage | 55.1 | 61.4 |
| Had Intercepted | 25 | 15 |
| PUNTS/AVERAGE | 59/41.7 | 62/39.0 |
| PENALTIES/YARDS | 83/614 | 106/831 |
| FUMBLES/BALL LOST | 30/16 | 19/8 |
| TOUCHDOWNS | 39 | 43 |
| By Rushing | 10 | 19 |
| By Passing | 26 | 21 |
| By Returns | 3 | 3 |

| Score by Quarters | 1 | 2 | 3 | 4 | OT | Total |
|---|---|---|---|---|---|---|
| DOLPHINS | 78 | 96 | 73 | 81 | 3 | 331 |
| OPPONENTS | 57 | 128 | 77 | 117 | 0 | 379 |

| RUSHING | NO. | YDS. | AVG. | LG | TD |
|---|---|---|---|---|---|
| Smith | 200 | 659 | 3.3 | 25 | 6 |
| Stradford | 66 | 240 | 3.6 | 13 | 1 |
| Logan | 57 | 201 | 3.5 | 14 | 0 |
| Davenport | 14 | 56 | 4.0 | 9 | 1 |
| Jensen | 8 | 50 | 6.3 | 14 | 0 |
| Hampton | 17 | 47 | 2.8 | 9 | 0 |
| Secules | 4 | 39 | 9.8 | 17 | 0 |
| T. Brown | 13 | 26 | 2.0 | 6 | 0 |
| Faaola | 2 | 10 | 5.0 | 5 | 0 |
| Clayton | 3 | 9 | 3.0 | 11 | 0 |
| Roby | 2 | 0 | 0.0 | 0 | 0 |
| Marino | 14 | -7 | -0.5 | 2 | 2 |
| **DOLPHINS** | **400** | **1330** | **3.3** | **25** | **10** |
| **OPPONENTS** | **493** | **2153** | **4.4** | **33** | **19** |

| RECEIVING | NO. | YDS. | AVG. | LG | TD |
|---|---|---|---|---|---|
| Clayton | 64 | 1011 | 15.8 | 78t | 9 |
| Jensen | 61 | 557 | 9.1 | 20 | 6 |
| Duper | 49 | 717 | 14.6 | 41 | 1 |
| Edmunds | 32 | 382 | 11.9 | 30 | 3 |
| Banks | 30 | 520 | 17.3 | 61 | 1 |
| Stradford | 25 | 233 | 9.3 | 32 | 0 |
| A. Brown | 24 | 410 | 17.1 | 48t | 5 |
| T. Brown | 13 | 117 | 9.0 | 23 | 0 |
| Hampton | 8 | 25 | 3.1 | 12 | 0 |
| Schwedes | 7 | 174 | 24.9 | 65t | 1 |
| Smith | 7 | 81 | 11.6 | 34 | 0 |
| Logan | 5 | 34 | 6.8 | 11 | 0 |
| Davenport | 3 | 19 | 6.3 | 9 | 0 |
| Kinchen | 1 | 12 | 12.0 | 12 | 0 |
| Faaola | 1 | 8 | 8.0 | 8 | 0 |
| Hardy | 1 | 2 | 2.0 | 2 | 0 |
| **DOLPHINS** | **331** | **4302** | **13.0** | **78t** | **26** |
| **OPPONENTS** | **315** | **3811** | **12.1** | **63t** | **21** |

| INTERCEPTIONS | NO. | YDS. | AVG. | LG | TD |
|---|---|---|---|---|---|
| Oliver | 4 | 32 | 8.0 | 23 | 0 |
| McNeal | 3 | -6 | -2.0 | 0 | 0 |
| Williams | 2 | 43 | 21.5 | 24 | 0 |
| Judson | 2 | 31 | 15.5 | 28 | 0 |
| Thomas | 2 | 4 | 2.0 | 4 | 0 |
| Hobley | 1 | 22 | 22.0 | 22 | 0 |
| Lankford | 1 | 0 | 0.0 | 0 | 0 |
| **DOLPHINS** | **15** | **126** | **8.4** | **28** | **0** |
| **OPPONENTS** | **25** | **335** | **13.4** | **48** | **1** |

| PUNTING | NO. | YDS. | AVG. | LG | BK |
|---|---|---|---|---|---|
| Roby | 58 | 2458 | 42.4 | 58 | 1 |
| **DOLPHINS** | **59** | **2458** | **41.7** | **58** | **1** |
| **OPPONENTS** | **62** | **2416** | **39.0** | **63** | **1** |

| PUNT RET. | NO. | YDS. | AVG. | LG | TD |
|---|---|---|---|---|---|
| Schwedes | 18 | 210 | 11.7 | 70t | 1 |
| Stradford | 14 | 129 | 9.2 | 19 | 0 |
| Gibson | 1 | -1 | -1.0 | -1 | 0 |
| **DOLPHINS** | **33** | **338** | **10.2** | **70t** | **1** |
| **OPPONENTS** | **26** | **256** | **9.8** | **18** | **0** |

| KICKOFF RET. | NO. | YDS. | AVG. | LG | TD |
|---|---|---|---|---|---|
| Logan | 24 | 613 | 25.5 | 97t | 1 |
| Hampton | 17 | 303 | 17.8 | 34 | 0 |
| Reaves | 6 | 84 | 14.0 | 22 | 0 |
| Schwedes | 3 | 24 | 8.0 | 13 | 0 |
| Faaola | 2 | 30 | 15.0 | 17 | 0 |
| Kinchen | 2 | 26 | 13.0 | 17 | 0 |
| A. Brown | 2 | 9 | 4.5 | 9 | 0 |
| Williams | 1 | 21 | 21.0 | 21 | 0 |
| Davenport | 1 | 19 | 19.0 | 19 | 0 |
| Ahrens | 1 | 10 | 10.0 | 10 | 0 |
| Goode | 1 | 8 | 8.0 | 8 | 0 |
| Brudzinski | 1 | 6 | 6.0 | 6 | 0 |
| **DOLPHINS** | **61** | **1153** | **18.9** | **97t** | **1** |
| **OPPONENTS** | **63** | **1215** | **19.3** | **40** | **0** |

| SCORING | Ru | Pa | Rt | PAT | FG | S | 2 | TP |
|---|---|---|---|---|---|---|---|---|
| Stoyanovich | 0 | 0 | 0 | 38/39 | 19/26 | 0 | 0 | 95 |
| Clayton | 0 | 9 | 0 | 0 | 0 | 0 | 0 | 54 |
| Jensen | 0 | 6 | 0 | 0 | 0 | 0 | 0 | 36 |
| Smith | 6 | 0 | 0 | 0 | 0 | 0 | 0 | 36 |
| A. Brown | 0 | 5 | 0 | 0 | 0 | 0 | 0 | 30 |
| Edmunds | 0 | 3 | 0 | 0 | 0 | 0 | 0 | 18 |
| Logan | 0 | 0 | 2 | 0 | 0 | 0 | 0 | 12 |
| Marino | 2 | 0 | 0 | 0 | 0 | 0 | 0 | 12 |
| Schwedes | 0 | 1 | 1 | 0 | 0 | 0 | 0 | 12 |
| Banks | 0 | 1 | 0 | 0 | 0 | 0 | 0 | 6 |
| Davenport | 1 | 0 | 0 | 0 | 0 | 0 | 0 | 6 |
| Duper | 0 | 1 | 0 | 0 | 0 | 0 | 0 | 6 |
| Stradford | 1 | 0 | 0 | 0 | 0 | 0 | 0 | 6 |
| Team | 0 | 0 | 0 | 0 | 0 | 1 | 0 | 2 |
| **DOLPHINS** | **10** | **26** | **3** | **38/39** | **19/26** | **1** | **0** | **331** |
| **OPPONENTS** | **19** | **21** | **3** | **42/43** | **25/33** | **2** | **0** | **379** |

| FIELD GOALS | 1-19 | 20-29 | 30-39 | 40-49 | 50+ |
|---|---|---|---|---|---|
| Stoyanovich | 1/1 | 8/8 | 5/6 | 4/8 | 1/3 |
| **DOLPHINS** | **1/1** | **8/8** | **5/6** | **4/8** | **1/3** |
| **OPPONENTS** | **1/1** | **8/8** | **10/12** | **5/9** | **1/3** |

## SACKS

Cross 10.0, Green 7.5, Sochia 5.0, Bosa 2.0, Kumerow 2.0, Offerdahl 1.5, Ahrens 1.0, Cline 1.0, Frye 1.0, Graf 1.0, Hobley 1.0, Junior 1.0, Krauss 1.0, Lankford 1.0, Thomas 1.0, Williams 1.0, TEAM 1.0.

**DOLPHINS 39.0, OPPONENTS 10.0**

## USUAL STARTERS

### OFFENSE

WR – Mark Duper (14), Fred Banks (2)
LT – Jeff Dellenbach (15), Louis Cheek (1)
LG – Roy Foster (16)
C – *Jeff Ulhenhake (15), Jeff Dellenbach (1)
RG – Harry Galbreath (14), Tom Toth (2)
RT – Ronnie Lee (15), Mark Dennis (1)
TE – Ferrell Edmunds (16)
WR – Mark Clayton (15), Fred Banks (1)
QB – Dan Marino (16)
RB – *Sammie Smith (12), Troy Stradford (4)
FB – Tom Brown (7), Marc Logan (4), Ron Davenport (3), Jim Jensen (1), Nuu Faaola (1)

### DEFENSE

LDE – T.J. Turner (11), John Bosa (3), Jackie Cline (2)
NT – Brian Sochia (16)
RDE – Jeff Cross (16)
LOLB – E.J. Junior (12), Rick Graf (4)
LILB – John Offerdahl (8), David Ahrens (8)
RILB – Barry Krauss (12), Greg Clark (4)
ROLB – Hugh Green (16)
LCB – Paul Lankford (16)
RCB – William Judson (14), Rodney Thomas (2)
SS – Jarvis Williams (16)
FS – *Louis Oliver (13), Liffort Hobley (3)

* Indicates Rookie

| PASSING | ATT. | COMP. | YDS. | PCT. | TD | INT. | LG | SCK/LST | RATING |
|---|---|---|---|---|---|---|---|---|---|
| Marino | 550 | 308 | 3997 | 56.0 | 24 | 22 | 78t | 10/86 | 76.9 |
| Secules | 50 | 22 | 286 | 44.0 | 1 | 3 | 44t | 0/0 | 44.3 |
| Jensen | 1 | 1 | 19 | 100.0 | 1 | 0 | 19t | 0/0 | 158.3 |
| **DOLPHINS** | **601** | **331** | **4302** | **55.1** | **26** | **25** | **78t** | **10/86** | **74.9** |
| **OPPONENTS** | **513** | **315** | **3811** | **61.4** | **21** | **15** | **63t** | **39/268** | **85.7** |

# 1990 FINAL STATISTICS (12-4)

| DATE | OPPONENT | SCORE | W/L | ATT. |
|---|---|---|---|---|
| 9/9 | at New England | 27-24 | W | 45,305 |
| 9/16 | BUFFALO | 30-7 | W | 68,142 |
| 9/23 | at N.Y. Giants | 3-20 | L | 76,483 |
| 9/30 | at Pittsburgh | 28-6 | W | 54,691 |
| 10/7 | N.Y. JETS | 20-16 | W | 69,678 |
| 10/18 | NEW ENGLAND | 17-10 | W | 62,630 |
| 10/28 | at Indianapolis | 27-7 | W | 59,213 |
| 11/4 | PHOENIX | 23-3 | W | 54,924 |
| 11/11 | at N.Y. Jets | 17-3 | W | 68,362 |
| 11/19 | L.A. RAIDERS | 10-13 | L | 70,553 |
| 11/25 | at Cleveland | 30-13 | W | 70,225 |
| 12/2 | at Washington | 20-42 | L | 53,599 |
| 12/9 | PHILADELPHIA | 23-20 (OT) | W | 67,034 |
| 12/16 | SEATTLE | 24-17 | W | 57,851 |
| 12/23 | at Buffalo | 14-24 | L | 80,235 |
| 12/30 | INDIANAPOLIS | 23-17 | W | 59,547 |

| TEAM STATISTICS | MIA. | OPP. |
|---|---|---|
| TOTAL FIRST DOWNS | 303 | 268 |
| By Rushing | 90 | 110 |
| By Passing | 190 | 145 |
| By Penalty | 23 | 13 |
| Third Down: Made/Att. | 88/206 | 79/207 |
| Fourth Down: Made/Att. | 10/13 | 7/18 |
| TOTAL NET YARDS | 5047 | 4547 |
| Average Per Game | 315.4 | 284.2 |
| Total Plays | 975 | 968 |
| Average Per Play | 5.2 | 4.7 |
| NET YARDS RUSHING | 1535 | 1831 |
| Average Per Game | 95.9 | 114.4 |
| Total Rushes | 420 | 461 |
| NET YARDS PASSING | 3512 | 2716 |
| Average Per Game | 219.5 | 169.8 |
| Tackled/Yards Lost | 16/99 | 45/348 |
| Gross Yards | 3611 | 3064 |
| Attempts/Completions | 539/310 | 462/257 |
| Completion Percentage | 57.5 | 55.6 |
| Had Intercepted | 12 | 19 |
| PUNTS/AVERAGE | 72/42.0 | 75/40.0 |
| PENALTIES/YARDS | 64/486 | 95/759 |
| FUMBLES/BALL LOST | 33/15 | 23/8 |
| TOUCHDOWNS | 39 | 26 |
| By Rushing | 13 | 11 |
| By Passing | 21 | 14 |
| By Returns | 5 | 1 |

| Score by Quarters | 1 | 2 | 3 | 4 | OT | Total |
|---|---|---|---|---|---|---|
| DOLPHINS | 60 | 113 | 77 | 83 | 3 | 336 |
| OPPONENTS | 30 | 108 | 39 | 65 | 0 | 242 |

| RUSHING | NO. | YDS. | AVG. | LG | TD |
|---|---|---|---|---|---|
| Smith | 226 | 831 | 3.7 | 33 | 8 |
| Logan | 79 | 317 | 4.0 | 17 | 2 |
| Stradford | 37 | 138 | 3.7 | 15 | 1 |
| Paige | 32 | 95 | 3.0 | 11 | 2 |
| Higgs | 10 | 67 | 6.7 | 27 | 0 |
| Secules | 8 | 34 | 4.3 | 17 | 0 |
| Marino | 16 | 29 | 1.8 | 15 | 0 |
| Limbrick | 5 | 14 | 2.8 | 5 | 0 |
| Martin | 1 | 8 | 8.0 | 8 | 0 |
| Jensen | 4 | 6 | 1.5 | 2 | 0 |
| Banks | 1 | 3 | 3.0 | 3 | 0 |
| Edmunds | 1 | -7 | -7.0 | -7 | 0 |
| **DOLPHINS** | **420** | **1535** | **3.7** | **33** | **13** |
| **OPPONENTS** | **461** | **1831** | **4.0** | **39** | **11** |

| RECEIVING | NO. | YDS. | AVG. | LG | TD |
|---|---|---|---|---|---|
| Duper | 52 | 810 | 15.6 | 69t | 5 |
| Jensen | 44 | 365 | 8.3 | 18 | 1 |
| Paige | 35 | 247 | 7.1 | 17t | 4 |
| Clayton | 32 | 406 | 12.7 | 43 | 3 |
| Edmunds | 31 | 446 | 14.4 | 35 | 1 |
| Stradford | 30 | 257 | 8.6 | 23 | 0 |
| Martin | 29 | 388 | 13.4 | 45 | 2 |
| Pruitt | 13 | 235 | 18.1 | 35t | 3 |
| Banks | 13 | 131 | 10.1 | 23 | 0 |
| Smith | 11 | 134 | 12.2 | 53t | 1 |
| Logan | 7 | 54 | 7.7 | 12 | 0 |
| Schwedes | 6 | 66 | 11.0 | 19 | 1 |
| Limbrick | 4 | 23 | 5.8 | 9 | 0 |
| A. Brown | 3 | 49 | 16.3 | 24 | 0 |
| **DOLPHINS** | **310** | **3611** | **11.6** | **69t** | **21** |
| **OPPONENTS** | **257** | **3064** | **11.9** | **64t** | **14** |

| INTERCEPTIONS | NO. | YDS. | AVG. | LG | TD |
|---|---|---|---|---|---|
| Oliver | 5 | 87 | 17.4 | 35 | 0 |
| Williams | 5 | 82 | 16.4 | 42t | 1 |
| McKyer | 4 | 40 | 10.0 | 21 | 0 |
| Glenn | 2 | 31 | 15.5 | 31t | 1 |
| Offerdahl | 1 | 28 | 28.0 | 28 | 0 |
| Hobley | 1 | 15 | 15.0 | 15 | 0 |
| Kumerow | 1 | 5 | 5.0 | 5 | 0 |
| **DOLPHINS** | **19** | **288** | **15.2** | **42t** | **2** |
| **OPPONENTS** | **12** | **184** | **15.3** | **73** | **0** |

| PUNTING | NO. | YDS. | AVG. | LG | BK |
|---|---|---|---|---|---|
| Roby | 72 | 3022 | 42.0 | 62 | 0 |
| **DOLPHINS** | **72** | **3022** | **42.0** | **62** | **0** |
| **OPPONENTS** | **75** | **3001** | **40.0** | **63** | **1** |

| PUNT RET. | NO. | YDS. | AVG. | LG | TD |
|---|---|---|---|---|---|
| Martin | 26 | 140 | 5.4 | 35 | 0 |
| Schwedes | 9 | 89 | 9.9 | 23 | 0 |
| Stradford | 3 | 4 | 1.3 | 4 | 0 |
| Williams | 1 | 0 | 0.0 | 0 | 0 |
| **DOLPHINS** | **39** | **233** | **6.0** | **35** | **0** |
| **OPPONENTS** | **40** | **397** | **9.9** | **36** | **0** |

| KICKOFF RET. | NO. | YDS. | AVG. | LG | TD |
|---|---|---|---|---|---|
| Logan | 20 | 367 | 18.4 | 35 | 0 |
| Higgs | 10 | 210 | 21.0 | 30 | 0 |
| Stradford | 3 | 56 | 18.7 | 21 | 0 |
| Schwedes | 2 | 52 | 26.0 | 30 | 0 |
| Collins | 2 | 30 | 15.0 | 30 | 0 |
| Adams | 2 | 16 | 8.0 | 10 | 0 |
| Paige | 1 | 18 | 18.0 | 18 | 0 |
| Kinchen | 1 | 16 | 16.0 | 16 | 0 |
| Sims | 1 | 9 | 9.0 | 9 | 0 |
| Graf | 1 | 6 | 6.0 | 6 | 0 |
| **DOLPHINS** | **43** | **780** | **18.1** | **35** | **0** |
| **OPPONENTS** | **53** | **1092** | **20.6** | **38** | **0** |

| SCORING | Ru | Pa | Rt | PAT | FG | S | 2 | TP |
|---|---|---|---|---|---|---|---|---|
| Stoyanovich | 0 | 0 | 0 | 37/37 | 21/25 | 0 | 0 | 100 |
| Smith | 8 | 1 | 0 | 0 | 0 | 0 | 0 | 54 |
| Paige | 2 | 4 | 0 | 0 | 0 | 0 | 0 | 36 |
| Duper | 0 | 5 | 0 | 0 | 0 | 0 | 0 | 30 |
| Clayton | 0 | 3 | 0 | 0 | 0 | 0 | 0 | 18 |
| Pruitt | 0 | 3 | 0 | 0 | 0 | 0 | 0 | 18 |
| Logan | 2 | 0 | 0 | 0 | 0 | 0 | 0 | 12 |
| Martin | 0 | 2 | 0 | 0 | 0 | 0 | 0 | 12 |
| Edmunds | 0 | 1 | 0 | 0 | 0 | 0 | 0 | 6 |
| Glenn | 0 | 0 | 1 | 0 | 0 | 0 | 0 | 6 |
| Higgs | 0 | 0 | 1 | 0 | 0 | 0 | 0 | 6 |
| Jensen | 0 | 1 | 0 | 0 | 0 | 0 | 0 | 6 |
| Odom | 0 | 0 | 1 | 0 | 0 | 0 | 0 | 6 |
| Schwedes | 0 | 1 | 0 | 0 | 0 | 0 | 0 | 6 |
| Sochia | 0 | 0 | 1 | 0 | 0 | 0 | 0 | 6 |
| Stradford | 1 | 0 | 0 | 0 | 0 | 0 | 0 | 6 |
| Williams | 0 | 0 | 1 | 0 | 0 | 0 | 0 | 6 |
| Team | 0 | 0 | 0 | 0 | 0 | 1 | 0 | 2 |
| **DOLPHINS** | **13** | **21** | **5** | **37/37** | **21/25** | **1** | **0** | **336** |
| **OPPONENTS** | **11** | **14** | **1** | **26/26** | **20/29** | **0** | **0** | **242** |

| FIELD GOALS | 1-19 | 20-29 | 30-39 | 40-49 | 50+ |
|---|---|---|---|---|---|
| Stoyanovich | 2/2 | 7/8 | 6/7 | 4/5 | 2/3 |
| **DOLPHINS** | **2/2** | **7/8** | **6/7** | **4/5** | **2/3** |
| **OPPONENTS** | **1/1** | **6/6** | **4/9** | **7/8** | **2/5** |

## SACKS

Cross 11.5, Junior 6.0, Griggs 5.5, Wilson 4.0, Hobley 3.0, Oglesby 2.5, Green 2.0, Williams 2.0, Lee 1.5, J.B. Brown 1.0, Glenn 1.0, Odom 1.0, Offerdahl 1.0, Oliver 1.0, Sochia 1.0, Turner 1.0.

**DOLPHINS 45.0, OPPONENTS 16.0**

## USUAL STARTERS

### OFFENSE

WR – Mark Duper (15), Jim Jensen (1)
LT – *Richmond Webb (16)
LG – *Keith Sims (13), Roy Foster (3)
C – Jeff Ulhenhake (16)
RG – Harry Galbreath (16)
RT – Mark Dennis (16)
TE – Ferrell Edmunds (16)
WR – Mark Clayton (10), Tony Martin (5), Fred Banks (1)
QB – Dan Marino (16)
RB – Sammie Smith (16)
FB – Tony Paige (13), Garrett Limbrick (2), Jim Jensen (1)

### DEFENSE

LDE – T.J. Turner (12), Brian Sochia (2), Karl Wilson (2)
NT – Shawn Lee (10), *Alfred Oglesby (6)
RDE – Jeff Cross (16)
LOLB – David Griggs (16)
LILB – John Offerdahl (16)
RILB – Cliff Odom (16)
ROLB – Hugh Green (16)
LCB – Tim McKyer (16)
RCB – J.B. Brown (16)
SS – Jarvis Williams (16)
FS – Louis Oliver (16)

* Indicates Rookie

| PASSING | ATT. | COMP. | YDS. | PCT. | TD | INT. | LG | SCK/LST | RATING |
|---|---|---|---|---|---|---|---|---|---|
| Marino | 531 | 306 | 3563 | 57.6 | 21 | 11 | 69t | 15/90 | 82.6 |
| Secules | 7 | 3 | 17 | 42.9 | 0 | 1 | 8 | 1/9 | 10.7 |
| Jensen | 1 | 1 | 31 | 100.0 | 0 | 0 | 31 | 0/0 | 118.8 |
| **DOLPHINS** | **539** | **310** | **3611** | **57.5** | **21** | **12** | **69t** | **16/99** | **81.6** |
| **OPPONENTS** | **462** | **257** | **3064** | **55.6** | **14** | **19** | **64t** | **45/348** | **69.0** |

# 1991 FINAL STATISTICS (8-8)

| DATE | OPPONENT | SCORE | W/L | ATT. |
|---|---|---|---|---|
| 9/1 | at Buffalo | 31-35 | L | 80,252 |
| 9/8 | INDIANAPOLIS | 17-6 | W | 51,155 |
| 9/15 | at Detroit | 13-17 | L | 56,896 |
| 9/22 | GREEN BAY | 16-13 | W | 56,583 |
| 9/29 | at N.Y. Jets | 23-41 | L | 71,170 |
| 10/6 | at New England | 20-10 | W | 49,749 |
| 10/13 | at Kansas City | 7-42 | L | 76,021 |
| 10/20 | HOUSTON | 13-17 | L | 60,705 |
| 11/3 | at Indianapolis | 10-6 | W | 55,899 |
| 11/10 | NEW ENGLAND | 30-20 | W | 56,065 |
| 11/18 | BUFFALO | 27-41 | L | 71,062 |
| 11/24 | at Chicago | 16-13 (OT) | W | 58,288 |
| 12/1 | TAMPA BAY | 33-14 | W | 51,036 |
| 12/9 | CINCINNATI | 37-13 | W | 60,616 |
| 12/15 | at San Diego | 30-38 | L | 47,731 |
| 12/22 | N.Y. JETS | 20-23 (OT) | L | 69,636 |

| TEAM STATISTICS | MIA. | OPP. |
|---|---|---|
| TOTAL FIRST DOWNS | 312 | 327 |
| By Rushing | 91 | 133 |
| By Passing | 205 | 177 |
| By Penalty | 16 | 17 |
| Third Down: Made/Att. | 84/205 | 103/210 |
| Fourth Down: Made/Att. | 10/13 | 6/10 |
| TOTAL NET YARDS | 5241 | 5406 |
| Average Per Game | 327.6 | 337.6 |
| Total Plays | 970 | 1019 |
| Average Per Play | 5.4 | 5.3 |
| NET YARDS RUSHING | 1352 | 2301 |
| Average Per Game | 84.5 | 143.8 |
| Total Rushes | 379 | 499 |
| NET YARDS PASSING | 3889 | 3105 |
| Average Per Game | 243.1 | 194.1 |
| Tackled/Yards Lost | 28/188 | 35/248 |
| Gross Yards | 4077 | 3353 |
| Attempts/Completions | 563/327 | 485/300 |
| Completion Percentage | 58.1 | 61.9 |
| Had Intercepted | 14 | 12 |
| PUNTS/AVERAGE | 57/44.8 | 65/39.8 |
| PENALTIES/YARDS | 62/516 | 91/684 |
| FUMBLES/BALL LOST | 23/14 | 19/9 |
| TOUCHDOWNS | 35 | 40 |
| By Rushing | 8 | 17 |
| By Passing | 26 | 18 |
| By Returns | 1 | 5 |

| Score by Quarters | 1 | 2 | 3 | 4 | OT | Total |
|---|---|---|---|---|---|---|
| DOLPHINS | 55 | 119 | 51 | 115 | 3 | 343 |
| OPPONENTS | 65 | 100 | 75 | 106 | 3 | 349 |

| RUSHING | NO. | YDS. | AVG. | LG | TD |
|---|---|---|---|---|---|
| Higgs | 231 | 905 | 3.9 | 24 | 4 |
| S. Smith | 83 | 297 | 3.6 | 18 | 1 |
| Craver | 20 | 58 | 2.9 | 7t | 1 |
| Marino | 27 | 32 | 1.2 | 11 | 1 |
| Secules | 4 | 30 | 7.5 | 12 | 1 |
| Paige | 10 | 25 | 2.5 | 6 | 0 |
| Logan | 4 | 5 | 1.3 | 2 | 0 |
| **DOLPHINS** | **379** | **1352** | **3.6** | **24** | **8** |
| **OPPONENTS** | **499** | **2301** | **4.6** | **63t** | **17** |

| RECEIVING | NO. | YDS. | AVG. | LG | TD |
|---|---|---|---|---|---|
| Duper | 70 | 1085 | 15.5 | 43t | 5 |
| Clayton | 70 | 1053 | 15.0 | 43t | 12 |
| Paige | 57 | 469 | 8.2 | 26 | 1 |
| Martin | 27 | 434 | 16.1 | 54 | 2 |
| Jensen | 21 | 183 | 8.7 | 19 | 2 |
| Baty | 20 | 269 | 13.5 | 30 | 1 |
| S. Smith | 14 | 95 | 6.8 | 12 | 0 |
| Edmunds | 11 | 118 | 10.7 | 22 | 2 |
| Higgs | 11 | 80 | 7.3 | 13 | 0 |
| Banks | 9 | 119 | 13.2 | 25 | 1 |
| Craver | 8 | 67 | 8.4 | 25 | 0 |
| Miller | 4 | 49 | 12.3 | 15 | 0 |
| Pruitt | 2 | 30 | 15.0 | 24 | 0 |
| Henry | 2 | 17 | 8.5 | 9 | 0 |
| Sims | 1 | 9 | 9.0 | 9 | 0 |
| **DOLPHINS** | **327** | **4077** | **12.5** | **54** | **26** |
| **OPPONENTS** | **300** | **3353** | **11.2** | **54t** | **18** |

| INTERCEPTIONS | NO. | YDS. | AVG. | LG | TD |
|---|---|---|---|---|---|
| Oliver | 5 | 80 | 16.0 | 37 | 0 |
| Harden | 2 | 39 | 19.5 | 22 | 0 |
| Lee | 1 | 14 | 14.0 | 14 | 0 |
| Reichenbach | 1 | 2 | 2.0 | 2 | 0 |
| Brown | 1 | 0 | 0.0 | 0 | 0 |
| J. Williams | 1 | 0 | 0.0 | 0 | 0 |
| Odom | 1 | 0 | 0.0 | 0 | 0 |
| **DOLPHINS** | **12** | **135** | **11.3** | **37** | **0** |
| **OPPONENTS** | **14** | **217** | **15.5** | **83t** | **2** |

| PUNTING | NO. | YDS. | AVG. | LG | BK |
|---|---|---|---|---|---|
| Roby | 54 | 2466 | 45.7 | 64 | 1 |
| Stoyanovich | 2 | 85 | 42.5 | 49 | 0 |
| **DOLPHINS** | **56** | **2551** | **44.8** | **64** | **1** |
| **OPPONENTS** | **65** | **2588** | **39.8** | **61** | **2** |

| PUNT RET. | NO. | YDS. | AVG. | LG | TD |
|---|---|---|---|---|---|
| Miller | 28 | 248 | 8.9 | 32 | 0 |
| Martin | 1 | 10 | 10.0 | 10 | 0 |
| Junior | 1 | 0 | 0.0 | 0 | 0 |
| **DOLPHINS** | **30** | **258** | **8.6** | **32** | **0** |
| **OPPONENTS** | **30** | **332** | **11.1** | **39** | **0** |

| KICKOFF RET. | NO. | YDS. | AVG. | LG | TD |
|---|---|---|---|---|---|
| Craver | 32 | 615 | 19.2 | 49 | 0 |
| Logan | 12 | 191 | 15.9 | 31 | 0 |
| Paige | 2 | 31 | 15.5 | 16 | 0 |
| Hill | 1 | 33 | 33.0 | 33 | 0 |
| Henry | 1 | 13 | 13.0 | 13 | 0 |
| J. Williams | 1 | 7 | 7.0 | 7 | 0 |
| Dellenbach | 1 | 0 | 0.0 | 0 | 0 |
| **DOLPHINS** | **50** | **890** | **17.8** | **49** | **0** |
| **OPPONENTS** | **66** | **1270** | **19.2** | **39** | **0** |

| SCORING | Ru | Pa | Rt | PAT | FG | S | 2 | TP |
|---|---|---|---|---|---|---|---|---|
| Stoyanovich | 0 | 0 | 0 | 28/29 | 31/37 | 0 | 0 | 121 |
| Clayton | 0 | 12 | 0 | 0 | 0 | 0 | 0 | 72 |
| Duper | 0 | 5 | 0 | 0 | 0 | 0 | 0 | 30 |
| Higgs | 4 | 0 | 0 | 0 | 0 | 0 | 0 | 24 |
| Edmunds | 0 | 2 | 0 | 0 | 0 | 0 | 0 | 12 |
| Jensen | 0 | 2 | 0 | 0 | 0 | 0 | 0 | 12 |
| Martin | 0 | 2 | 0 | 0 | 0 | 0 | 0 | 12 |
| Baumann | 0 | 0 | 0 | 6/6 | 2/2 | 0 | 0 | 12 |
| Banks | 0 | 1 | 0 | 0 | 0 | 0 | 0 | 6 |
| Baty | 0 | 1 | 0 | 0 | 0 | 0 | 0 | 6 |
| Craver | 1 | 0 | 0 | 0 | 0 | 0 | 0 | 6 |
| Klingbeil | 0 | 0 | 1 | 0 | 0 | 0 | 0 | 6 |
| Marino | 1 | 0 | 0 | 0 | 0 | 0 | 0 | 6 |
| Paige | 0 | 1 | 0 | 0 | 0 | 0 | 0 | 6 |
| S. Smith | 1 | 0 | 0 | 0 | 0 | 0 | 0 | 6 |
| Secules | 1 | 0 | 0 | 0 | 0 | 0 | 0 | 6 |
| **DOLPHINS** | **8** | **26** | **1** | **34/35** | **33/39** | **0** | **0** | **343** |
| **OPPONENTS** | **17** | **18** | **5** | **40/40** | **23/33** | **0** | **0** | **349** |

| FIELD GOALS | 1-19 | 20-29 | 30-39 | 40-49 | 50+ |
|---|---|---|---|---|---|
| Stoyanovich | 2/2 | 8/8 | 11/12 | 7/10 | 3/5 |
| Baumann | 0/0 | 1/1 | 0/0 | 1/1 | 0/0 |
| **DOLPHINS** | **2/2** | **9/9** | **11/12** | **8/11** | **3/5** |
| **OPPONENTS** | **1/1** | **9/11** | **6/7** | **6/9** | **1/5** |

## SACKS

Cross 7.0, Griggs 5.5, Junior 5.0, Klingbeil 5.0, Turner 4.0, B. Cox 2.0, Offerdahl 1.5, Gardner 1.0, H. Green 1.0, Harden 1.0, Odom 1.0, TEAM 1.0.

**DOLPHINS 35.0, OPPONENTS 28.0**

## USUAL STARTERS

### OFFENSE

WR – Mark Duper (16)
LT – Richmond Webb (14), Jeff Dellenbach (2)
LG – Keith Sims (12), Bert Weidner (4)
C – Jeff Uhlenhake (10), Bert Weidner (6)
RG – Harry Galbreath (16)
RT – Mark Dennis (16)
TE – Greg Baty (8), Ferrell Edmunds (8)
WR – Mark Clayton (16)
QB – Dan Marino (16)
RB – Mark Higgs (10), Sammie Smith (6)
FB – Tony Paige (16)

### DEFENSE

LDE – Alfred Oglesby (8), T.J. Turner (8)
NT – Chuck Klingbeil (4), Alfred Oglesby (4), T. J. Turner (4), Brian Sochia (2), Shawn Lee (2)
RDE – Jeff Cross (16)
LOLB – David Griggs (16)
LILB – Cliff Odom (11), Mike Reichenbach (5)
RILB – Mike Reichenbach (10), John Offerdahl (6)
ROLB – *Bryan Cox (13), Hugh Green (3)
LCB – Vestee Jackson (11), Michael McGruder (5)
RCB – J.B. Brown (11), Vestee Jackson (5)
SS – Jarvis Williams (11), Bobby Harden (5)
FS – Louis Oliver (16)

* Indicates Rookie

| PASSING | ATT. | COMP. | YDS. | PCT. | TD | INT. | LG | SCK/LST | RATING |
|---|---|---|---|---|---|---|---|---|---|
| Marino | 549 | 318 | 3970 | 57.9 | 25 | 13 | 54 | 27/182 | 85.8 |
| Secules | 13 | 8 | 90 | 61.5 | 1 | 1 | 17 | 1/6 | 75.8 |
| Jensen | 1 | 1 | 17 | 100.0 | 0 | 0 | 17 | 0/0 | 118.8 |
| **DOLPHINS** | **563** | **327** | **4077** | **58.1** | **26** | **14** | **54** | **28/188** | **85.7** |
| **OPPONENTS** | **485** | **300** | **3353** | **61.9** | **18** | **12** | **54t** | **35/348** | **84.5** |

# 1992 FINAL STATISTICS (11-5)

| DATE | OPPONENT | SCORE | W/L | ATT. |
|---|---|---|---|---|
| 9/14 | at Cleveland | 27-23 | W | 74,765 |
| 9/20 | L.A. RAMS | 26-10 | W | 55,945 |
| 9/27 | at Seattle | 19-17 | W | 59,374 |
| 10/4 | at Buffalo | 37-10 | W | 80,368 |
| 10/11 | ATLANTA | 21-17 | W | 68,633 |
| 10/18 | NEW ENGLAND | 38-17 | W | 61,120 |
| 10/25 | INDIANAPOLIS | 20-31 | L | 61,117 |
| 11/1 | at N.Y. Jets | 14-26 | L | 69,313 |
| 11/8 | at Indianapolis | 28-0 | W | 59,892 |
| 11/16 | BUFFALO | 20-26 | L | 70,629 |
| 11/22 | HOUSTON | 19-16 | W | 63,597 |
| 11/29 | at New Orleans | 13-24 | L | 68,591 |
| 12/6 | at San Francisco | 3-27 | L | 58,474 |
| 12/14 | L.A. RAIDERS | 20-7 | W | 67,098 |
| 12/20 | N.Y. JETS | 19-17 | W | 68,275 |
| 12/27 | at New England | 16-13 (OT) | W | 34,726 |

| TEAM STATISTICS | MIA. | OPP. |
|---|---|---|
| TOTAL FIRST DOWNS | 316 | 273 |
| By Rushing | 101 | 92 |
| By Passing | 194 | 168 |
| By Penalty | 21 | 13 |
| Third Down: Made/Att. | 78/201 | 88/217 |
| Fourth Down: Made/Att. | 8/16 | 7/20 |
| TOTAL NET YARDS | 5500 | 4583 |
| Average Per Game | 343.8 | 286.4 |
| Total Plays | 998 | 976 |
| Average Per Play | 5.5 | 4.7 |
| NET YARDS RUSHING | 1525 | 1600 |
| Average Per Game | 95.3 | 100.0 |
| Total Rushes | 407 | 428 |
| NET YARDS PASSING | 3975 | 2983 |
| Average Per Game | 248.8 | 186.4 |
| Tackled/Yards Lost | 28/173 | 36/283 |
| Gross Yards | 4148 | 3266 |
| Attempts/Completions | 563/332 | 512/294 |
| Completion Percentage | 59.0 | 57.4 |
| Had Intercepted | 17 | 18 |
| PUNTS/AVERAGE | 61/39.7 | 74/40.1 |
| PENALTIES/YARDS | 86/656 | 89/679 |
| FUMBLES/BALL LOST | 31/17 | 25/14 |
| TOUCHDOWNS | 36 | 32 |
| By Rushing | 9 | 9 |
| By Passing | 24 | 16 |
| By Returns | 3 | 7 |

| Score by Quarters | 1 | 2 | 3 | 4 | OT | Total |
|---|---|---|---|---|---|---|
| DOLPHINS | 75 | 85 | 87 | 90 | 3 | 340 |
| OPPONENTS | 49 | 80 | 71 | 81 | 0 | 281 |

| RUSHING | NO. | YDS. | AVG. | LG | TD |
|---|---|---|---|---|---|
| Higgs | 256 | 915 | 3.6 | 23 | 7 |
| Humphrey | 102 | 471 | 4.6 | 21 | 1 |
| Marino | 20 | 66 | 3.3 | 12 | 0 |
| Parmalee | 6 | 38 | 6.3 | 20 | 0 |
| Paige | 7 | 11 | 1.6 | 6 | 1 |
| Mitchell | 8 | 10 | 1.3 | 8 | 0 |
| Craver | 3 | 9 | 3.0 | 8 | 0 |
| Saxon | 4 | 7 | 1.8 | 4 | 0 |
| Martin | 1 | -2 | -2.0 | -2 | 0 |
| **DOLPHINS** | **407** | **1525** | **3.7** | **23** | **9** |
| **OPPONENTS** | **428** | **1600** | **3.7** | **40** | **9** |

| RECEIVING | NO. | YDS. | AVG. | LG | TD |
|---|---|---|---|---|---|
| Humphrey | 54 | 507 | 9.4 | 26 | 1 |
| K. Jackson | 48 | 594 | 12.4 | 42 | 5 |
| Paige | 48 | 399 | 8.3 | 30 | 1 |
| Duper | 44 | 762 | 17.3 | 62t | 7 |
| Clayton | 43 | 619 | 14.4 | 44t | 3 |
| Martin | 33 | 553 | 16.8 | 55t | 2 |
| Banks | 22 | 319 | 14.5 | 39t | 3 |
| Higgs | 16 | 142 | 8.9 | 21 | 0 |
| Edmunds | 10 | 91 | 9.1 | 15 | 1 |
| Saxon | 5 | 41 | 8.2 | 14 | 0 |
| Clark | 3 | 59 | 19.7 | 45 | 0 |
| M. Williams | 3 | 43 | 14.3 | 18 | 0 |
| Baty | 3 | 19 | 6.3 | 12 | 1 |
| **DOLPHINS** | **332** | **4148** | **12.5** | **62t** | **24** |
| **OPPONENTS** | **294** | **3266** | **11.1** | **60** | **16** |

| INTERCEPTIONS | NO. | YDS. | AVG. | LG | TD |
|---|---|---|---|---|---|
| Oliver | 5 | 200 | 40.0 | 103t | 1 |
| Brown | 4 | 119 | 29.8 | 48 | 1 |
| V. Jackson | 3 | 63 | 21.0 | 30t | 1 |
| Vincent | 2 | 47 | 23.5 | 32 | 0 |
| J. Williams | 2 | 29 | 14.5 | 25 | 0 |
| Alexander | 1 | 0 | 0.0 | 0 | 0 |
| Cox | 1 | 0 | 0.0 | 0 | 0 |
| **DOLPHINS** | **18** | **458** | **25.4** | **103t** | **3** |
| **OPPONENTS** | **17** | **446** | **26.2** | **102t** | **4** |

| PUNTING | NO. | YDS. | AVG. | LG | BK |
|---|---|---|---|---|---|
| Roby | 35 | 1443 | 41.2 | 60 | 0 |
| Prokop | 24 | 891 | 37.1 | 56 | 0 |
| Stoyanovich | 2 | 90 | 45.0 | 48 | 0 |
| **DOLPHINS** | **61** | **2424** | **39.7** | **60** | **0** |
| **OPPONENTS** | **74** | **2971** | **40.1** | **59** | **1** |

| PUNT RET. | NO. | YDS. | AVG. | LG | TD |
|---|---|---|---|---|---|
| Miller | 24 | 175 | 7.3 | 19 | 0 |
| Vincent | 5 | 16 | 3.2 | 6 | 0 |
| Martin | 1 | 0 | 0.0 | 0 | 0 |
| J. Williams | 1 | 0 | 0.0 | 0 | 0 |
| **DOLPHINS** | **31** | **191** | **6.2** | **19** | **0** |
| **OPPONENTS** | **33** | **382** | **11.6** | **84t** | **1** |

| KICKOFF RET. | NO. | YDS. | AVG. | LG | TD |
|---|---|---|---|---|---|
| M. Williams | 19 | 328 | 17.3 | 28 | 0 |
| Parmalee | 14 | 289 | 20.6 | 32 | 0 |
| Craver | 8 | 174 | 21.8 | 44 | 0 |
| Paige | 2 | 29 | 14.5 | 19 | 0 |
| Humphrey | 1 | 18 | 18.0 | 18 | 0 |
| **DOLPHINS** | **44** | **838** | **19.0** | **44** | **0** |
| **OPPONENTS** | **65** | **1380** | **21.2** | **82** | **0** |

| SCORING | Ru | Pa | Rt | PAT | FG | S | 2 | TP |
|---|---|---|---|---|---|---|---|---|
| Stoyanovich | 0 | 0 | 0 | 34/36 | 30/37 | 0 | 0 | 124 |
| Duper | 0 | 7 | 0 | 0 | 0 | 0 | 0 | 42 |
| Higgs | 7 | 0 | 0 | 0 | 0 | 0 | 0 | 42 |
| K. Jackson | 0 | 5 | 0 | 0 | 0 | 0 | 0 | 30 |
| Banks | 0 | 3 | 0 | 0 | 0 | 0 | 0 | 18 |
| Clayton | 0 | 3 | 0 | 0 | 0 | 0 | 0 | 18 |
| Humphrey | 1 | 1 | 0 | 0 | 0 | 0 | 0 | 12 |
| Martin | 0 | 2 | 0 | 0 | 0 | 0 | 0 | 12 |
| Paige | 1 | 1 | 0 | 0 | 0 | 0 | 0 | 12 |
| Baty | 0 | 1 | 0 | 0 | 0 | 0 | 0 | 6 |
| Brown | 0 | 0 | 1 | 0 | 0 | 0 | 0 | 6 |
| Edmunds | 0 | 1 | 0 | 0 | 0 | 0 | 0 | 6 |
| V. Jackson | 0 | 0 | 1 | 0 | 0 | 0 | 0 | 6 |
| Oliver | 0 | 0 | 1 | 0 | 0 | 0 | 0 | 6 |
| **DOLPHINS** | **9** | **24** | **3** | **34/36** | **30/37** | **0** | **0** | **340** |
| **OPPONENTS** | **9** | **16** | **7** | **30/32** | **19/26** | **1** | **0** | **281** |

| FIELD GOALS | 1-19 | 20-29 | 30-39 | 40-49 | 50+ |
|---|---|---|---|---|---|
| Stoyanovich | 0/0 | 9/9 | 14/16 | 4/4 | 3/8 |
| **DOLPHINS** | **0/0** | **9/9** | **14/16** | **4/4** | **3/8** |
| **OPPONENTS** | **2/2** | **8/8** | **4/5** | **3/8** | **2/3** |

## SACKS

Cox 14.0, Coleman 6.0, Cross 5.0, Griggs 3.0, Hobley 2.0, Offerdahl 1.5, Webster 1.5, Braggs 1.0, Hollier 1.0, Klingbeil 1.0.

**DOLPHINS 36.0, OPPONENTS 28.0**

## USUAL STARTERS

### OFFENSE

WR – Mark Duper (16)
LT – Richmond Webb (16)
LG – Keith Sims (16)
C – Jeff Uhlenhake (13), Bert Weidner (3)
RG – Harry Galbreath (16)
RT – Jeff Dellenbach (8), Mark Dennis (8)
TE – Keith Jackson (11), Ferrell Edmunds (5)
WR – Mark Clayton (13), Tony Martin (3)
QB – Dan Marino (16)
RB – Mark Higgs (15), Bobby Humphrey (1)

### DEFENSE

LDE – Jeff Cross (7), David Griggs (4), T.J. Turner (4), *Marco Coleman (1)
NT – Chuck Klingbeil (13), Jeff Cross (2), T.J. Turner (1)
RDE – *Marco Coleman (7), Jeff Cross (7), Chuck Klingbeil (2)
LOLB – David Griggs (9), *Marco Coleman (7)
LILB – John Grimsley (11), Bryan Cox (1), Dwight Hollier (1), Mark Sander (1)
RILB – John Offerdahl (8), Dwight Hollier (4), Bryan Cox (1), Mark Sander (1)
ROLB – Bryan Cox (14)
LCB – *Troy Vincent (11), Chris Green (2), J.B. Brown (1), Kerry Glenn (1), Vestee Jackson (1)
RCB – J.B. Brown (14), Bruce Alexander (1), Vestee Jackson (1)
SS – Jarvis Williams (10), Liffort Hobley (5), *Troy Vincent (1)
FS – Louis Oliver (16)
5DB – Vestee Jackson (3), *Troy Vincent (2), J.B Brown (1)

* Indicates Rookie

| PASSING | ATT. | COMP. | YDS. | PCT. | TD | INT. | LG | SCK/LST | RATING |
|---|---|---|---|---|---|---|---|---|---|
| Marino | 554 | 330 | 4116 | 59.6 | 24 | 16 | 62t | 28/173 | 85.1 |
| Mitchell | 8 | 2 | 32 | 25.0 | 0 | 1 | 18 | 0/0 | 4.2 |
| Martin | 1 | 0 | 0 | 0.0 | 0 | 0 | 0 | 0/0 | 39.6 |
| **DOLPHINS** | **563** | **332** | **4148** | **59.0** | **24** | **17** | **62t** | **28/173** | **83.6** |
| **OPPONENTS** | **512** | **294** | **3266** | **57.4** | **16** | **18** | **60** | **36/283** | **72.3** |

# 1993 FINAL STATISTICS (9-7)

| DATE | OPPONENT | SCORE | W/L | ATT. |
|---|---|---|---|---|
| 9/5 | at Indianapolis | 24-20 | W | 51,858 |
| 9/12 | N.Y. JETS | 14-24 | L | 70,314 |
| 9/26 | at Buffalo | 22-13 | W | 79,635 |
| 10/4 | WASHINGTON | 17-10 | W | 68,568 |
| 10/10 | at Cleveland | 24-14 | W | 78,138 |
| 10/24 | INDIANAPOLIS | 41-27 | W | 57,301 |
| 10/31 | KANSAS CITY | 30-10 | W | 67,765 |
| 11/7 | at N.Y. Jets | 10-27 | L | 71,306 |
| 11/14 | at Philadelphia | 19-14 | W | 64,213 |
| 11/21 | NEW ENGLAND | 17-13 | W | 59,982 |
| 11/25 | at Dallas | 16-14 | W | 60,198 |
| 12/5 | N.Y. GIANTS | 14-19 | L | 72,161 |
| 12/13 | PITTSBURGH | 20-21 | L | 70,232 |
| 12/19 | BUFFALO | 34-47 | L | 71,597 |
| 12/27 | at San Diego | 20-45 | L | 60,311 |
| 1/2 | at New England | 27-33 (OT) | L | 53,883 |

| TEAM STATISTICS | MIA. | OPP. |
|---|---|---|
| TOTAL FIRST DOWNS | 309 | 332 |
| By Rushing | 85 | 103 |
| By Passing | 207 | 205 |
| By Penalty | 17 | 24 |
| Third Down: Made/Att. | 100/218 | 103/229 |
| Fourth Down: Made/Att. | 8/17 | 3/10 |
| TOTAL NET YARDS | 5812 | 5150 |
| Average Per Game | 363.3 | 321.9 |
| Total Plays | 1030 | 1061 |
| Average Per Play | 5.6 | 4.9 |
| NET YARDS RUSHING | 1459 | 1665 |
| Average Per Game | 91.2 | 104.1 |
| Total Rushes | 419 | 460 |
| NET YARDS PASSING | 4353 | 3485 |
| Average Per Game | 272.1 | 217.8 |
| Tackled/Yards Lost | 30/211 | 29/197 |
| Gross Yards | 4564 | 3682 |
| Attempts/Completions | 581/342 | 572/350 |
| Completion Percentage | 58.9 | 61.2 |
| Had Intercepted | 18 | 13 |
| PUNTS/AVERAGE | 58/39.7 | 76/41.3 |
| PENALTIES/YARDS | 81/663 | 92/650 |
| FUMBLES/BALL LOST | 32/16 | 30/14 |
| TOUCHDOWNS | 40 | 43 |
| By Rushing | 10 | 12 |
| By Passing | 27 | 26 |
| By Returns | 3 | 5 |

| Score by Quarters | 1 | 2 | 3 | 4 | OT | Total |
|---|---|---|---|---|---|---|
| DOLPHINS | 100 | 76 | 85 | 88 | 0 | 349 |
| OPPONENTS | 56 | 126 | 71 | 92 | 6 | 351 |

| RUSHING | NO. | YDS. | AVG. | LG | TD |
|---|---|---|---|---|---|
| Higgs | 186 | 693 | 3.7 | 31 | 3 |
| Kirby | 119 | 390 | 3.3 | 20 | 3 |
| Byars | 64 | 269 | 4.2 | 77t | 3 |
| Mitchell | 21 | 89 | 4.2 | 32 | 0 |
| Parmalee | 4 | 16 | 4.0 | 12 | 0 |
| Saxon | 5 | 13 | 2.6 | 09 | 0 |
| Martin | 1 | 6 | 6.0 | 06 | 0 |
| Pederson | 2 | -1 | -0.5 | 00 | 0 |
| DeBerg | 4 | -4 | -1.0 | -1 | 0 |
| Fryar | 3 | -4 | -1.3 | 02 | 0 |
| Marino | 9 | -4 | -0.4 | 04t | 1 |
| McDuffie | 1 | -4 | -4.0 | -4 | 0 |
| **DOLPHINS** | **419** | **1459** | **3.5** | **77t** | **10** |
| **OPPONENTS** | **460** | **1665** | **3.6** | **65t** | **12** |

| RECEIVING | NO. | YDS. | AVG. | LG | TD |
|---|---|---|---|---|---|
| Kirby | 75 | 874 | 11.7 | 47 | 3 |
| Fryar | 64 | 1010 | 15.8 | 65t | 5 |
| Byars | 61 | 613 | 10.0 | 27 | 3 |
| Ingram | 44 | 707 | 16.1 | 77t | 6 |
| K. Jackson | 39 | 613 | 15.7 | 57t | 6 |
| Martin | 20 | 347 | 17.4 | 80t | 3 |
| McDuffie | 19 | 197 | 10.4 | 18 | 0 |
| Higgs | 10 | 72 | 7.2 | 15 | 0 |
| Baty | 5 | 78 | 15.6 | 32 | 1 |
| Miller | 2 | 15 | 7.5 | 08 | 0 |
| Banks | 1 | 26 | 26.0 | 26 | 0 |
| M. Williams | 1 | 11 | 11.0 | 11 | 0 |
| Parmalee | 1 | 1 | 1.0 | 01 | 0 |
| **DOLPHINS** | **342** | **4564** | **13.3** | **80t** | **27** |
| **OPPONENTS** | **350** | **3682** | **10.5** | **54** | **26** |

| INTERCEPTIONS | NO. | YDS. | AVG. | LG | TD |
|---|---|---|---|---|---|
| Brown | 5 | 43 | 8.6 | 29 | 0 |
| Oliver | 2 | 60 | 30.0 | 56t | 1 |
| Vincent | 2 | 29 | 14.5 | 23 | 0 |
| Green | 2 | 0 | 0.0 | 00 | 0 |
| Cox | 1 | 26 | 26.0 | 26 | 0 |
| Hobley | 1 | 17 | 17.0 | 17 | 0 |
| **DOLPHINS** | **13** | **175** | **13.5** | **56t** | **1** |
| **OPPONENTS** | **18** | **329** | **18.3** | **97t** | **2** |

| PUNTING | NO. | YDS. | AVG. | LG | BK |
|---|---|---|---|---|---|
| Hatcher | 58 | 2304 | 39.7 | 56 | 0 |
| **DOLPHINS** | **58** | **2304** | **39.7** | **56** | **0** |
| **OPPONENTS** | **76** | **3135** | **41.3** | **60** | **1** |

| PUNT RET. | NO. | YDS. | AVG. | LG | TD |
|---|---|---|---|---|---|
| McDuffie | 28 | 317 | 11.3 | 72t | 2 |
| Vincent | 0 | 9 | – | 09 | 0 |
| **DOLPHINS** | **28** | **326** | **11.6** | **72t** | **2** |
| **OPPONENTS** | **32** | **359** | **11.2** | **64t** | **1** |

| KICKOFF RET. | NO. | YDS. | AVG. | LG | TD |
|---|---|---|---|---|---|
| McDuffie | 32 | 755 | 23.6 | 48 | 0 |
| M. Williams | 8 | 180 | 22.5 | 39 | 0 |
| Kirby | 4 | 85 | 21.3 | 26 | 0 |
| Miller | 2 | 22 | 11.0 | 16 | 0 |
| Fryar | 1 | 10 | 10.0 | 10 | 0 |
| Baty | 1 | 7 | 7.0 | 7 | 0 |
| Saxon | 1 | 7 | 7.0 | 7 | 0 |
| Vincent | 0 | 2 | – | 2 | 0 |
| **DOLPHINS** | **49** | **1068** | **21.8** | **48** | **0** |
| **OPPONENTS** | **62** | **1239** | **20.0** | **40** | **0** |

| SCORING | Ru | Pa | Rt | PAT | FG | S | 2 | TP |
|---|---|---|---|---|---|---|---|---|
| Stoyanovich | 0 | 0 | 0 | 37/37 | 24/32 | 0 | 0 | 109 |
| Byars | 3 | 3 | 0 | 0 | 0 | 0 | 0 | 36 |
| Ingram | 0 | 6 | 0 | 0 | 0 | 0 | 0 | 36 |
| K. Jackson | 0 | 6 | 0 | 0 | 0 | 0 | 0 | 36 |
| Kirby | 3 | 3 | 0 | 0 | 0 | 0 | 0 | 36 |
| Fryar | 0 | 5 | 0 | 0 | 0 | 0 | 0 | 30 |
| Higgs | 3 | 0 | 0 | 0 | 0 | 0 | 0 | 18 |
| Martin | 0 | 3 | 0 | 0 | 0 | 0 | 0 | 18 |
| McDuffie | 0 | 0 | 2 | 0 | 0 | 0 | 0 | 12 |
| Baty | 0 | 1 | 0 | 0 | 0 | 0 | 0 | 6 |
| Marino | 1 | 0 | 0 | 0 | 0 | 0 | 0 | 6 |
| Oliver | 0 | 0 | 1 | 0 | 0 | 0 | 0 | 6 |
| **DOLPHINS** | **10** | **27** | **3** | **37/40** | **24/32** | **0** | **0** | **349** |
| **OPPONENTS** | **12** | **26** | **5** | **40/42** | **17/27** | **1** | **0** | **351** |

| FIELD GOALS | 1-19 | 20-29 | 30-39 | 40-49 | 50+ |
|---|---|---|---|---|---|
| Stoyanovich | 2/2 | 9/10 | 7/11 | 4/7 | 2/2 |
| **DOLPHINS** | **2/2** | **9/10** | **7/11** | **4/7** | **2/2** |
| **OPPONENTS** | **0/0** | **3/4** | **8/11** | **5/10** | **1/2** |

## SACKS

Cox 14.0, Coleman 6.0, Cross 5.0, Griggs 3.0, Hobley 2.0, Offerdahl 1.5, Webster 1.5, Braggs 1.0, Hollier 1.0, Klingbeil 1.0.

**DOLPHINS 36.0, OPPONENTS 28.0**

## USUAL STARTERS

### OFFENSE

WR – Irving Fryar (16)
LT – Richmond Webb (16)
LG – Keith Sims (16)
C – Jeff Dellenbach (11), Jeff Uhlenhake (5)
RG – Bert Weidner (11), Jeff Dellenbach (5)
RT – Ron Heller (16)
TE – Keith Jackson (15), Greg Baty (1)
WR – Mark Ingram (16)
QB – Scott Mitchell (7), Dan Marino (5), Steve DeBerg (4)
RB – Mark Higgs (8), *Terry Kirby (8)
FB – Keith Byars (16)

### DEFENSE

LDE – Jeff Cross (16)
DT – Larry Webster (9), Mike Golic (7)
NT – Chuck Klingbeil (16)
RDE – Marco Coleman (15), Jeff Hunter (1)
LLB – John Grimsley (9), Dwight Hollier (3), Liffort Hobley (2)
MLB – John Offerdahl (8), Dwight Hollier (7), Cliff Odom (1)
RLB – Bryan Cox (16)
LCB – Troy Vincent (13), Darrell Malone (1), Vestee Jackson (1), Frankie Smith (1)
RCB – J.B. Brown (16)
SS – Jarvis Williams (14), Vestee Jackson (2)
FS – Louis Oliver (11), Stephen Braggs (5)
5DB – Vestee Jackson (2)

* Indicates Rookie

| PASSING | ATT. | COMP. | YDS. | PCT. | TD | INT. | LG | SCK/LST | RATING |
|---|---|---|---|---|---|---|---|---|---|
| Mitchell | 233 | 133 | 1773 | 57.1 | 12 | 8 | 77t | 7/49 | 84.2 |
| DeBerg | 188 | 113 | 1521 | 60.1 | 6 | 7 | 47 | 15/116 | 81.0 |
| Marino | 150 | 91 | 1218 | 60.7 | 8 | 3 | 80t | 7/42 | 95.9 |
| Pederson | 8 | 4 | 41 | 50.0 | 0 | 0 | 12 | 1/4 | 65.1 |
| Byars | 2 | 1 | 11 | 50.0 | 1 | 0 | 11t | 0/0 | 106.3 |
| **DOLPHINS** | **581** | **342** | **4564** | **58.9** | **27** | **18** | **80t** | **30/211** | **86.4** |
| **OPPONENTS** | **572** | **350** | **3682** | **61.2** | **26** | **13** | **54** | **29/197** | **85.6** |

# 1994 FINAL STATISTICS (10-6)

| DATE | OPPONENT | SCORE | W/L | ATT. |
|---|---|---|---|---|
| 9/4 | NEW ENGLAND | 39-35 | W | 71,023 |
| 9/11 | at Green Bay | 24-14 | W | 55,011 |
| 9/18 | N.Y. JETS | 28-14 | W | 68,977 |
| 9/25 | at Minnesota | 35-38 | L | 64,035 |
| 10/2 | at Cincinnati | 23-7 | W | 55,056 |
| 10/9 | at Buffalo | 11-21 | L | 79,491 |
| 10/16 | L.A. RAIDERS | 20-17 (OT) | W | 70,112 |
| 10/30 | at New England | 23-3 | W | 59,167 |
| 11/6 | INDIANAPOLIS | 22-21 | W | 71,158 |
| 11/13 | CHICAGO | 14-17 | L | 64,871 |
| 11/20 | at Pittsburgh | 13-16 (OT) | L | 59,148 |
| 11/27 | at N.Y. Jets | 28-24 | W | 75,606 |
| 12/4 | BUFFALO | 31-42 | L | 69,358 |
| 12/12 | KANSAS CITY | 45-28 | W | 71,578 |
| 12/18 | at Indianapolis | 6-10 | L | 58,867 |
| 12/25 | DETROIT | 27-20 | W | 70,980 |

| TEAM STATISTICS | MIA. | OPP. |
|---|---|---|
| TOTAL FIRST DOWNS | 344 | 305 |
| By Rushing | 109 | 85 |
| By Passing | 220 | 195 |
| By Penalty | 15 | 25 |
| Third Down: Made/Att. | 101/219 | 76/197 |
| Fourth Down: Made/Att. | 17/25 | 8/22 |
| TOTAL NET YARDS | 6078 | 5224 |
| Average Per Game | 379.9 | 326.5 |
| Total Plays | 1078 | 1000 |
| Average Per Play | 5.6 | 5.2 |
| NET YARDS RUSHING | 1658 | 1430 |
| Average Per Game | 103.6 | 89.4 |
| Total Rushes | 433 | 394 |
| NET YARDS PASSING | 4420 | 3794 |
| Average Per Game | 276.3 | 237.1 |
| Tackled/Yards Lost | 18/113 | 29/160 |
| Gross Yards | 4533 | 3954 |
| Attempts/Completions | 627/392 | 577/334 |
| Completion Percentage | 62.5 | 57.9 |
| Had Intercepted | 18 | 23 |
| PUNTS/AVERAGE | 60/40.2 | 68/41.7 |
| PENALTIES/YARDS | 92/747 | 82/653 |
| FUMBLES/BALL LOST | 28/14 | 29/9 |
| TOUCHDOWNS | 45 | 42 |
| By Rushing | 13 | 14 |
| By Passing | 31 | 23 |
| By Returns | 1 | 5 |

| Score by Quarters | 1 | 2 | 3 | 4 | OT | Total |
|---|---|---|---|---|---|---|
| DOLPHINS | 22 | 135 | 105 | 124 | 3 | 389 |
| OPPONENTS | 85 | 52 | 87 | 100 | 3 | 327 |

| RUSHING | NO. | YDS. | AVG. | LG | TD |
|---|---|---|---|---|---|
| Parmalee | 216 | 868 | 4.0 | 47t | 6 |
| Spikes | 70 | 312 | 4.5 | 40 | 2 |
| Kirby | 60 | 233 | 3.9 | 30 | 2 |
| Higgs | 19 | 68 | 3.6 | 21 | 0 |
| Byars | 19 | 64 | 3.4 | 12 | 2 |
| Craver | 6 | 43 | 7.2 | 19 | 0 |
| McDuffie | 5 | 32 | 6.4 | 12 | 0 |
| Kosar | 1 | 17 | 17.0 | 17 | 0 |
| Saxon | 8 | 16 | 2.0 | 07 | 0 |
| Gary | 7 | 11 | 1.6 | 04 | 0 |
| Marino | 22 | -6 | -0.3 | 10 | 1 |
| **DOLPHINS** | **433** | **1658** | **3.8** | **47t** | **13** |
| **OPPONENTS** | **394** | **1430** | **3.6** | **45t** | **14** |

| RECEIVING | NO. | YDS. | AVG. | LG | TD |
|---|---|---|---|---|---|
| Fryar | 73 | 1270 | 17.4 | 54t | 7 |
| K. Jackson | 59 | 673 | 11.4 | 35 | 7 |
| Byars | 49 | 418 | 8.5 | 34 | 5 |
| Ingram | 44 | 506 | 11.5 | 64t | 6 |
| McDuffie | 37 | 488 | 13.2 | 30 | 3 |
| Parmalee | 34 | 249 | 7.3 | 22 | 1 |
| Saxon | 27 | 151 | 5.6 | 25 | 0 |
| Craver | 24 | 237 | 9.9 | 28 | 0 |
| M. Williams | 15 | 221 | 14.7 | 29 | 0 |
| Kirby | 14 | 154 | 11.0 | 26 | 0 |
| Miller | 6 | 94 | 15.7 | 27 | 1 |
| Spikes | 4 | 16 | 4.0 | 09 | 0 |
| R. Williams | 2 | 26 | 13.0 | 17 | 0 |
| Gary | 2 | 19 | 9.5 | 11 | 0 |
| Baty | 2 | 11 | 5.5 | 08 | 1 |
| **DOLPHINS** | **392** | **4533** | **11.6** | **64t** | **31** |
| **OPPONENTS** | **334** | **3954** | **11.8** | **83t** | **23** |

| INTERCEPTIONS | NO. | YDS. | AVG. | LG | TD |
|---|---|---|---|---|---|
| Vincent | 5 | 113 | 22.6 | 58t | 1 |
| Brown | 3 | 82 | 27.3 | 38 | 0 |
| Atkins | 3 | 24 | 8.0 | 18 | 0 |
| Stewart | 3 | 11 | 3.7 | 11 | 0 |
| Braxton | 2 | 3 | 1.5 | 03 | 0 |
| Beavers | 2 | 0 | 0.0 | 00 | 0 |
| Hollier | 1 | 36 | 36.0 | 36 | 0 |
| Veasey | 1 | 7 | 7.0 | 07 | 0 |
| Cross | 1 | 0 | 0.0 | 00 | 0 |
| Malone | 1 | 0 | 0.0 | 00 | 0 |
| Oliver | 1 | 0 | 0.0 | 00 | 0 |
| **DOLPHINS** | **23** | **276** | **12.0** | **76t** | **1** |
| **OPPONENTS** | **18** | **190** | **10.6** | **28t** | **1** |

| PUNTING | NO. | YDS. | AVG. | LG | BK |
|---|---|---|---|---|---|
| Arnold | 46 | 1810 | 39.3 | 53 | 0 |
| Kidd | 14 | 602 | 43.0 | 58 | 0 |
| **DOLPHINS** | **60** | **2412** | **40.2** | **58** | **0** |
| **OPPONENTS** | **68** | **2834** | **41.7** | **64** | **0** |

| PUNT RET. | NO. | YDS. | AVG. | LG | TD |
|---|---|---|---|---|---|
| McDuffie | 32 | 228 | 7.1 | 26 | 0 |
| Miller | 1 | 13 | 13.0 | 13 | 0 |
| **DOLPHINS** | **33** | **241** | **7.3** | **26** | **0** |
| **OPPONENTS** | **32** | **324** | **10.1** | **75t** | **1** |

| KICKOFF RET. | NO. | YDS. | AVG. | LG | TD |
|---|---|---|---|---|---|
| McDuffie | 36 | 767 | 21.3 | 46 | 0 |
| Spikes | 19 | 434 | 22.8 | 34 | 0 |
| R. Williams | 2 | 25 | 12.5 | 15 | 0 |
| M. Williams | 2 | 9 | 4.5 | 9 | 0 |
| Parmalee | 2 | 0 | 0.0 | 0 | 0 |
| Braxton | 1 | 34 | 34.0 | 34 | 0 |
| Miller | 1 | 13 | 13.0 | 13 | 0 |
| Saxon | 1 | 12 | 12.0 | 12 | 0 |
| Baty | 1 | 0 | 0.0 | 0 | 0 |
| Ingram | 1 | 0 | 0.0 | 0 | 0 |
| **DOLPHINS** | **66** | **1294** | **19.6** | **46** | **0** |
| **OPPONENTS** | **74** | **1549** | **20.9** | **93t** | **2** |

| SCORING | Ru | Pa | Rt | PAT | FG | S | 2 | TP |
|---|---|---|---|---|---|---|---|---|
| Stoyanovich | 0 | 0 | 0 | 35/35 | 24/31 | 0 | 0 | 107 |
| Fryar | 0 | 7 | 0 | 0 | 0 | 0 | 2 | 46 |
| K. Jackson | 0 | 7 | 0 | 0 | 0 | 0 | 1 | 44 |
| Parmalee | 6 | 1 | 0 | 0 | 0 | 0 | 1 | 44 |
| Byars | 2 | 5 | 0 | 0 | 0 | 0 | 0 | 42 |
| Ingram | 0 | 6 | 0 | 0 | 0 | 0 | 0 | 36 |
| McDuffie | 0 | 3 | 0 | 0 | 0 | 0 | 0 | 18 |
| Kirby | 2 | 0 | 0 | 0 | 0 | 0 | 1 | 14 |
| Spikes | 2 | 0 | 0 | 0 | 0 | 0 | 0 | 12 |
| Baty | 0 | 1 | 0 | 0 | 0 | 0 | 0 | 6 |
| Marino | 1 | 0 | 0 | 0 | 0 | 0 | 0 | 6 |
| Miller | 0 | 1 | 0 | 0 | 0 | 0 | 0 | 6 |
| Vincent | 0 | 0 | 1 | 0 | 0 | 0 | 0 | 6 |
| Craver | 0 | 0 | 0 | 0 | 0 | 0 | 1 | 2 |
| **DOLPHINS** | **13** | **31** | **1** | **35/35** | **24/31** | **0** | **5** | **389** |
| **OPPONENTS** | **14** | **23** | **5** | **40/40** | **11/18** | **0** | **1** | **351** |

| FIELD GOALS | 1-19 | 20-29 | 30-39 | 40-49 | 50+ |
|---|---|---|---|---|---|
| Stoyanovich | 1/1 | 8/8 | 6/10 | 8/10 | 1/2 |
| **DOLPHINS** | **1/1** | **8/8** | **6/10** | **8/10** | **1/2** |
| **OPPONENTS** | **3/3** | **1/1** | **3/4** | **4/8** | **0/2** |

### TWO-POINT CONVERSIONS

Fryar 2, Craver 1, K. Jackson 1, Kirby 1, Parmalee 1.

**DOLPHINS 6-10, OPPONENTS 1-2**

### SACKS

Cross 9.5, Coleman 6.0, Bowens 3.0, Cox 3.0, Veasey 2.5, Singleton 2.0, Atkins 1.0, Smith 1.0, TEAM 1.0.

**DOLPHINS 29.0, OPPONENTS 18.0**

### USUAL STARTERS

#### OFFENSE

WR – Irving Fryar (16)
LT – Richmond Webb (16)
LG – Keith Sims (16)
C – Jeff Dellenbach (16)
RG – Bert Weidner (14), Chris Gray (2)
RT – Ron Heller (16)
TE – Keith Jackson (16)
WR – Mark Ingram (13), O.J. McDuffie (3)
QB – Dan Marino (16)
RB – Bernie Parmalee (10), Terry Kirby (4), Mark Higgs (1), Irving Spikes (1)
FB – Keith Byars (9), James Saxon (7)

#### DEFENSE

LDE – Jeff Cross (10), Larry Webster (6)
DT – *Tim Bowens (15), Craig Veasey (1)
NT – Chuck Klingbeil (15), Larry Webster (1)
RDE – Marco Coleman (16)
LLB – Chris Singleton (11), *Aubrey Beavers (4), Dwight Hollier (1)
MLB – Bryan Cox (13), Chuck Bullough (1)
RLB – *Aubrey Beavers (10), Bryan Cox (3), Dwight Hollier (2), *Sean Hill (1)
LCB – Troy Vincent (12), Darrell Malone (2), Muhammad Oliver (2)
RCB – J.B. Brown (16)
SS – Michael Stewart (16)
FS – Gene Atkins (15), Chris Green (1)
5DB – Frankie Smith (2)

* Indicates Rookie

| PASSING | ATT. | COMP. | YDS. | PCT. | TD | INT. | LG | SCK/LST | RATING |
|---|---|---|---|---|---|---|---|---|---|
| Marino | 615 | 385 | 4453 | 62.6 | 30 | 17 | 64t | 18/113 | 89.2 |
| Kosar | 12 | 7 | 80 | 58.3 | 1 | 1 | 22 | 0/0 | 71.5 |
| **DOLPHINS** | **627** | **392** | **4533** | **62.5** | **31** | **18** | **64t** | **18/113** | **88.8** |
| **OPPONENTS** | **577** | **334** | **3954** | **57.9** | **23** | **23** | **83t** | **29/160** | **75.6** |

# 1995 FINAL STATISTICS (9-7)

| DATE | OPPONENT | SCORE | W/L | ATT. |
|---|---|---|---|---|
| 9/3 | N.Y. JETS | 52-14 | W | 71,317 |
| 9/10 | at New England | 20-3 | W | 60,239 |
| 9/18 | PITTSBURGH | 23-10 | W | 72,874 |
| 10/1 | at Cincinnati | 26-23 | W | 52,671 |
| 10/8 | INDIANAPOLIS | 24-27 (OT) | L | 68,471 |
| 10/15 | at New Orleans | 30-33 | L | 55,628 |
| 10/22 | at N.Y. Jets | 16-17 | L | 67,228 |
| 10/29 | BUFFALO | 23-6 | W | 71,060 |
| 11/5 | at San Diego | 24-14 | W | 61,996 |
| 11/12 | NEW ENGLAND | 17-34 | L | 70,399 |
| 11/20 | SAN FRANCISCO | 20-44 | L | 73,080 |
| 11/26 | at Indianapolis | 28-36 | L | 60,414 |
| 12/3 | ATLANTA | 21-20 | W | 63,395 |
| 12/11 | KANSAS CITY | 13-6 | W | 70,321 |
| 12/17 | at Buffalo | 20-23 | L | 79,531 |
| 12/24 | at St. Louis | 41-22 | W | 63,876 |

| TEAM STATISTICS | MIA. | OPP. |
|---|---|---|
| TOTAL FIRST DOWNS | 345 | 309 |
| By Rushing | 98 | 93 |
| By Passing | 225 | 192 |
| By Penalty | 22 | 24 |
| Third Down: Made/Att. | 96/209 | 68/199 |
| Fourth Down: Made/Att. | 10/13 | 15/32 |
| TOTAL NET YARDS | 5716 | 5244 |
| Average Per Game | 357.3 | 327.8 |
| Total Plays | 1034 | 1000 |
| Average Per Play | 5.5 | 5.2 |
| NET YARDS RUSHING | 1506 | 1675 |
| Average Per Game | 94.1 | 104.7 |
| Total Rushes | 413 | 415 |
| NET YARDS PASSING | 4210 | 3569 |
| Average Per Game | 263.1 | 223.1 |
| Tackled/Yards Lost | 29/188 | 29/187 |
| Gross Yards | 4398 | 3756 |
| Attempts/Completions | 592/384 | 556/327 |
| Completion Percentage | 64.9 | 58.8 |
| Had Intercepted | 20 | 14 |
| PUNTS/AVERAGE | 57/42.7 | 59/41.0 |
| PENALTIES/YARDS | 110/907 | 82/739 |
| FUMBLES/BALL LOST | 24/12 | 30/16 |
| TOUCHDOWNS | 46 | 38 |
| By Rushing | 16 | 7 |
| By Passing | 28 | 30 |
| By Returns | 2 | 1 |

| Score by Quarters | 1 | 2 | 3 | 4 | OT | Total |
|---|---|---|---|---|---|---|
| DOLPHINS | 62 | 137 | 93 | 106 | 0 | 398 |
| OPPONENTS | 44 | 105 | 95 | 85 | 3 | 332 |

| RUSHING | NO. | YDS. | AVG. | LG | TD |
|---|---|---|---|---|---|
| Parmalee | 236 | 878 | 3.7 | 40 | 9 |
| Kirby | 108 | 414 | 3.8 | 38 | 4 |
| Spikes | 32 | 126 | 3.9 | 17t | 1 |
| Byars | 15 | 44 | 2.9 | 15 | 1 |
| Kosar | 7 | 19 | 2.7 | 14 | 1 |
| Marino | 11 | 14 | 1.3 | 12 | 0 |
| McDuffie | 3 | 6 | 2.0 | 11 | 0 |
| Wilson | 1 | 5 | 5.0 | 5 | 0 |
| **DOLPHINS** | **413** | **1506** | **3.6** | **40** | **16** |
| **OPPONENTS** | **415** | **1675** | **4.0** | **44** | **7** |

| RECEIVING | NO. | YDS. | AVG. | LG | TD |
|---|---|---|---|---|---|
| Kirby | 66 | 618 | 9.4 | 46 | 3 |
| Fryar | 62 | 910 | 14.7 | 67t | 8 |
| McDuffie | 62 | 819 | 13.2 | 48 | 8 |
| Byars | 51 | 362 | 7.1 | 26 | 2 |
| Green | 43 | 499 | 11.6 | 31t | 3 |
| Parmalee | 39 | 345 | 8.8 | 35 | 1 |
| Clark | 37 | 525 | 14.2 | 42t | 2 |
| R. Hill | 12 | 260 | 21.7 | 58 | 0 |
| Spikes | 5 | 18 | 3.6 | 13 | 1 |
| R. Williams | 3 | 28 | 9.3 | 13 | 0 |
| M. Williams | 2 | 17 | 8.5 | 15 | 0 |
| Wilson | 1 | 3 | 3.0 | 03 | 0 |
| Marino | 1 | -6 | -6.0 | -6 | 0 |
| **DOLPHINS** | **384** | **4398** | **11.5** | **67t** | **28** |
| **OPPONENTS** | **327** | **3756** | **11.5** | **50t** | **30** |

| INTERCEPTIONS | NO. | YDS. | AVG. | LG | TD |
|---|---|---|---|---|---|
| Vincent | 5 | 95 | 19.0 | 69t | 1 |
| Brown | 2 | 20 | 10.0 | 20 | 0 |
| Jackson | 1 | 23 | 23.0 | 23 | 0 |
| Cox | 1 | 12 | 12.0 | 12 | 0 |
| Beavers | 1 | 8 | 8.0 | 08 | 0 |
| Singleton | 1 | 3 | 3.0 | 03 | 0 |
| Atkins | 1 | 0 | 0.0 | 00 | 0 |
| Buckley | 1 | 0 | 0.0 | 00 | 0 |
| Stewart | 1 | 0 | 0.0 | 00 | 0 |
| **DOLPHINS** | **14** | **161** | **11.5** | **69t** | **1** |
| **OPPONENTS** | **20** | **210** | **10.5** | **45** | **0** |

| PUNTING | NO. | YDS. | AVG. | LG | BK |
|---|---|---|---|---|---|
| Kidd | 57 | 2433 | 42.7 | 56 | 0 |
| **DOLPHINS** | **57** | **2433** | **42.7** | **56** | **0** |
| **OPPONENTS** | **59** | **2420** | **41.0** | **61** | **0** |

| PUNT RET. | NO. | YDS. | AVG. | LG | TD |
|---|---|---|---|---|---|
| McDuffie | 24 | 163 | 6.8 | 24 | 0 |
| **DOLPHINS** | **24** | **163** | **6.8** | **24** | **0** |
| **OPPONENTS** | **35** | **265** | **7.6** | **27** | **0** |

| KICKOFF RET. | NO. | YDS. | AVG. | LG | TD |
|---|---|---|---|---|---|
| McDuffie | 23 | 564 | 24.5 | 47 | 0 |
| Spikes | 18 | 378 | 21.0 | 55 | 0 |
| R. Hill | 12 | 287 | 23.9 | 33 | 0 |
| R. Williams | 2 | 20 | 10.0 | 12 | 0 |
| S. Hill | 1 | 38 | 38.0 | 38 | 0 |
| Dar Dar | 1 | 22 | 22.0 | 22 | 0 |
| Buckley | 1 | 16 | 16.0 | 16 | 0 |
| Milner | 1 | 13 | 13.0 | 13 | 0 |
| **DOLPHINS** | **59** | **1338** | **22.7** | **55** | **0** |
| **OPPONENTS** | **85** | **1782** | **21.0** | **62** | **0** |

| SCORING | Ru | Pa | Rt | PAT | FG | S | 2 | TP |
|---|---|---|---|---|---|---|---|---|
| Stoyanovich | 0 | 0 | 0 | 37/37 | 27/34 | 0 | 0 | 118 |
| Parmalee | 9 | 1 | 0 | 0 | 0 | 0 | 0 | 60 |
| McDuffie | 0 | 8 | 0 | 0 | 0 | 0 | 1 | 50 |
| Fryar | 0 | 8 | 0 | 0 | 0 | 0 | 0 | 48 |
| Kirby | 4 | 3 | 0 | 0 | 0 | 0 | 0 | 42 |
| Green | 0 | 3 | 0 | 0 | 0 | 0 | 1 | 20 |
| Byars | 1 | 2 | 0 | 0 | 0 | 0 | 0 | 18 |
| Clark | 0 | 2 | 0 | 0 | 0 | 0 | 0 | 12 |
| Spikes | 1 | 1 | 0 | 0 | 0 | 0 | 0 | 12 |
| Johnson | 0 | 0 | 1 | 0 | 0 | 0 | 0 | 6 |
| Kosar | 1 | 0 | 0 | 0 | 0 | 0 | 0 | 6 |
| Vincent | 0 | 0 | 1 | 0 | 0 | 0 | 0 | 6 |
| **DOLPHINS** | **16** | **28** | **2** | **37/37** | **27/34** | **0** | **2** | **398** |
| **OPPONENTS** | **7** | **30** | **1** | **31/33** | **23/31** | **1** | **1** | **332** |

| FIELD GOALS | 1-19 | 20-29 | 30-39 | 40-49 | 50+ |
|---|---|---|---|---|---|
| Stoyanovich | 1/1 | 7/9 | 11/12 | 6/7 | 2/5 |
| **DOLPHINS** | **1/1** | **7/9** | **11/12** | **6/7** | **2/5** |
| **OPPONENTS** | **0/1** | **10/11** | **8/9** | **3/6** | **2/4** |

### TWO-POINT CONVERSIONS

Green 1, McDuffie 1.

**DOLPHINS 2-9, OPPONENTS 1-5**

### SACKS

Cox 7.5, Coleman 6.5, Cross 6.0, T. Armstrong 4.5, Bowens 2.0, Emtman 1.0, Singleton 1.0, Foxx 0.5.

**DOLPHINS 29.0, OPPONENTS 29.0**

### USUAL STARTERS

#### OFFENSE

WR – Irving Fryar (16)
LT – Richmond Webb (16)
LG – Keith Sims (16)
C – Tim Ruddy (16)
RG – Chris Gray (10), Tom McHale (4), *Andrew Greene (1), Bert Weidner (1)
RT – *Billy Milner (9), Ron Heller (7)
TE – Eric Green (14), Ronnie Williams (2)
WR – O.J. McDuffie (16)
QB – Dan Marino (14), Bernie Kosar (2)
RB – Bernie Parmalee (12), Terry Kirby (4)
FB – Keith Byars (16)

#### DEFENSE

LDE – Jeff Cross (16)
DT – Tim Bowens (16)
NT – Chuck Klingbell (15), Steve Emtman (1)
RDE – Marco Coleman (16)
LLB – Chris Singleton (15), Aubrey Beavers (1)
MLB – Bryan Cox (16)
RLB – Dwight Hollier (14)
LCB – Troy Vincent (16)
RCB – J.B. Brown (12), Terrell Buckley (4)
SS – Michael Stewart (16)
FS – Gene Atkins (11), Louis Oliver (5)
5DB – Calvin Jackson (1), Frankie Smith (1)

* Indicates Rookie

| PASSING | ATT. | COMP. | YDS. | PCT. | TD | INT. | LG | SCK/LST | RATING |
|---|---|---|---|---|---|---|---|---|---|
| Marino | 482 | 309 | 3668 | 64.1 | 24 | 15 | 67t | 22/153 | 90.8 |
| Kosar | 108 | 74 | 699 | 68.5 | 3 | 5 | 31t | 6/28 | 76.1 |
| Kirby | 1 | 1 | 31 | 100.0 | 1 | 0 | 31t | 0/0 | 158.3 |
| McGwire | 1 | 0 | 0 | 0.0 | 0 | 0 | 00 | 1/7 | 39.6 |
| **DOLPHINS** | **592** | **384** | **4398** | **64.9** | **28** | **20** | **67t** | **29/188** | **88.8** |
| **OPPONENTS** | **556** | **327** | **3756** | **58.8** | **30** | **14** | **50t** | **29/187** | **86.7** |

# 1996 FINAL STATISTICS (8-8)

| DATE | OPPONENT | SCORE | W/L | ATT. |
|---|---|---|---|---|
| 9/1 | NEW ENGLAND | 24-10 | W | 71,542 |
| 9/8 | at Arizona | 38-10 | W | 55,444 |
| 9/15 | N.Y. JETS | 36-27 | W | 68,137 |
| 9/23 | at Indianapolis | 6-10 | L | 60,891 |
| 10/6 | SEATTLE | 15-22 | L | 59,939 |
| 10/13 | at Buffalo | 21-7 | W | 79,642 |
| 10/20 | at Philadelphia | 28-35 | L | 66,240 |
| 10/27 | DALLAS | 10-29 | L | 75,283 |
| 11/3 | at New England | 23-42 | L | 58,942 |
| 11/10 | INDIANAPOLIS | 37-13 | W | 66,623 |
| 11/17 | at Houston | 23-20 | W | 47,358 |
| 11/25 | PITTSBURGH | 17-24 | L | 73,489 |
| 12/1 | at Oakland | 7-17 | L | 50,591 |
| 12/8 | N.Y. GIANTS | 7-17 | L | 63,889 |
| 12/16 | BUFFALO | 16-14 | W | 67,016 |
| 12/22 | at N.Y. Jets | 31-28 | W | 47,271 |

| TEAM STATISTICS | MIA. | OPP. |
|---|---|---|
| TOTAL FIRST DOWNS | 294 | 306 |
| By Rushing | 92 | 91 |
| By Passing | 173 | 191 |
| By Penalty | 29 | 24 |
| Third Down: Made/Att. | 89/221 | 65/193 |
| Fourth Down: Made/Att. | 8/19 | 11/24 |
| TOTAL NET YARDS | 5165 | 5191 |
| Average Per Game | 322.8 | 324.4 |
| Total Plays | 1000 | 987 |
| Average Per Play | 5.2 | 5.3 |
| NET YARDS RUSHING | 1622 | 1536 |
| Average Per Game | 101.4 | 96.0 |
| Total Rushes | 460 | 411 |
| NET YARDS PASSING | 3543 | 3655 |
| Average Per Game | 221.4 | 228.4 |
| Tackled/Yards Lost | 36/240 | 37/233 |
| Gross Yards | 3783 | 3888 |
| Attempts/Completions | 504/300 | 539/337 |
| Completion Percentage | 59.5 | 62.5 |
| Had Intercepted | 11 | 20 |
| PUNTS/AVERAGE | 78/46.3 | 75/43.8 |
| PENALTIES/YARDS | 111/852 | 98/786 |
| FUMBLES/BALL LOST | 31/13 | 29/16 |
| TOUCHDOWNS | 41 | 41 |
| By Rushing | 14 | 10 |
| By Passing | 22 | 29 |
| By Returns | 5 | 2 |

| Score by Quarters | 1 | 2 | 3 | 4 | OT | Total |
|---|---|---|---|---|---|---|
| DOLPHINS | 57 | 120 | 84 | 78 | 0 | 339 |
| OPPONENTS | 72 | 89 | 71 | 93 | 0 | 325 |

| RUSHING | NO. | YDS. | AVG. | LG | TD |
|---|---|---|---|---|---|
| Abdul-Jabbar | 307 | 1116 | 3.6 | 29 | 11 |
| Spikes | 87 | 316 | 3.6 | 49 | 3 |
| Parmalee | 25 | 80 | 3.2 | 17 | 0 |
| McPhail | 6 | 28 | 4.7 | 10 | 0 |
| Pritchett | 7 | 27 | 3.9 | 16 | 0 |
| Izzo | 1 | 26 | 26.0 | 26 | 0 |
| Erickson | 11 | 16 | 1.5 | 12 | 0 |
| McDuffie | 2 | 7 | 3.5 | 07 | 0 |
| Kosar | 1 | 6 | 6.0 | 06 | 0 |
| Kidd | 1 | 3 | 3.0 | 03 | 0 |
| R. Wilson | 1 | 0 | 0.0 | 00 | 0 |
| Marino | 11 | -3 | -0.3 | 07 | 0 |
| **DOLPHINS** | **460** | **1622** | **3.5** | **49** | **14** |
| **OPPONENTS** | **411** | **1536** | **3.7** | **49t** | **10** |

| RECEIVING | NO. | YDS. | AVG. | LG | TD |
|---|---|---|---|---|---|
| McDuffie | 74 | 918 | 12.4 | 36 | 8 |
| Barnett | 36 | 562 | 15.6 | 66 | 3 |
| Pritchett | 33 | 354 | 10.7 | 74t | 2 |
| Drayton | 26 | 320 | 12.3 | 51 | 0 |
| Abdul-Jabbar | 23 | 139 | 6.0 | 23 | 0 |
| R. Hill | 21 | 409 | 19.5 | 61 | 4 |
| Parmalee | 21 | 189 | 9.0 | 17 | 0 |
| McPhail | 20 | 282 | 14.1 | 52 | 0 |
| L. Thomas | 10 | 166 | 16.6 | 34 | 1 |
| Miller | 9 | 116 | 12.9 | 22 | 0 |
| Spikes | 8 | 81 | 10.1 | 19 | 1 |
| Jordan | 7 | 152 | 21.7 | 43 | 0 |
| Byars | 5 | 40 | 8.0 | 16 | 0 |
| Carolan | 4 | 48 | 12.0 | 21 | 1 |
| R. Wilson | 2 | 5 | 2.5 | 03t | 1 |
| Wainright | 1 | 2 | 2.0 | 02t | 1 |
| **DOLPHINS** | **300** | **3783** | **12.6** | **74t** | **22** |
| **OPPONENTS** | **337** | **3888** | **11.5** | **84t** | **29** |

| INTERCEPTIONS | NO. | YDS. | AVG. | LG | TD |
|---|---|---|---|---|---|
| Buckley | 6 | 164 | 27.3 | 91t | 1 |
| Oliver | 3 | 110 | 36.7 | 60 | 0 |
| Jackson | 3 | 82 | 27.3 | 61t | 1 |
| Z. Thomas | 3 | 64 | 21.3 | 27 | 1 |
| Wooden | 2 | 15 | 7.5 | 15 | 0 |
| J.B. Brown | 1 | 29 | 29.0 | 29 | 0 |
| Hollier | 1 | 11 | 11.0 | 11 | 0 |
| S. Hill | 1 | 0 | 0.0 | 00 | 0 |
| **DOLPHINS** | **20** | **475** | **23.8** | **91t** | **3** |
| **OPPONENTS** | **11** | **256** | **23.3** | **100t** | **1** |

| PUNTING | NO. | YDS. | AVG. | LG | BK |
|---|---|---|---|---|---|
| Kidd | 78 | 3611 | 46.3 | 63 | 0 |
| **DOLPHINS** | **78** | **3611** | **46.3** | **63** | **0** |
| **OPPONENTS** | **75** | **3283** | **43.8** | **80** | **2** |

| PUNT RET. | NO. | YDS. | AVG. | LG | TD |
|---|---|---|---|---|---|
| McDuffie | 22 | 212 | 9.6 | 19 | 0 |
| Buckley | 3 | 24 | 8.0 | 13 | 0 |
| Miller | 1 | 15 | 15.0 | 15 | 0 |
| **DOLPHINS** | **26** | **251** | **9.7** | **19** | **0** |
| **OPPONENTS** | **48** | **368** | **7.7** | **26** | **0** |

| KICKOFF RET. | NO. | YDS. | AVG. | LG | TD |
|---|---|---|---|---|---|
| Spikes | 28 | 681 | 24.3 | 59 | 0 |
| McPhail | 15 | 335 | 22.3 | 40 | 0 |
| Dar Dar | 7 | 132 | 18.9 | 25 | 0 |
| Jordan | 4 | 81 | 20.3 | 22 | 0 |
| R. Hill | 2 | 4 | 2.0 | 04 | 0 |
| Buckley | 1 | 48 | 48.0 | 48 | 0 |
| Z. Thomas | 1 | 17 | 17.0 | 17 | 0 |
| R. Wilson | 1 | 12 | 12.0 | 12 | 0 |
| Wainright | 1 | 10 | 10.0 | 10 | 0 |
| **DOLPHINS** | **60** | **1320** | **22.0** | **59** | **0** |
| **OPPONENTS** | **48** | **1058** | **22.0** | **54** | **0** |

| SCORING | Ru | Pa | Rt | PAT | FG | S | 2 | TP |
|---|---|---|---|---|---|---|---|---|
| Nedney | 0 | 0 | 0 | 36/36 | 18/29 | 0 | 0 | 89 |
| Abdul-Jabbar | 11 | 0 | 0 | 0 | 0 | 0 | 0 | 66 |
| McDuffie | 0 | 8 | 0 | 0 | 0 | 0 | 0 | 48 |
| R. Hill | 0 | 4 | 0 | 0 | 0 | 0 | 0 | 24 |
| Spikes | 3 | 1 | 0 | 0 | 0 | 0 | 0 | 24 |
| Barnett | 0 | 3 | 0 | 0 | 0 | 0 | 0 | 18 |
| Pritchett | 0 | 2 | 0 | 0 | 0 | 0 | 0 | 12 |
| Buckley | 0 | 0 | 1 | 0 | 0 | 0 | 0 | 6 |
| Carolan | 0 | 1 | 0 | 0 | 0 | 0 | 0 | 6 |
| S. Hill | 0 | 0 | 1 | 0 | 0 | 0 | 0 | 6 |
| Jackson | 0 | 0 | 1 | 0 | 0 | 0 | 0 | 6 |
| Miller | 0 | 0 | 1 | 0 | 0 | 0 | 0 | 6 |
| L. Thomas | 0 | 1 | 0 | 0 | 0 | 0 | 0 | 6 |
| Z. Thomas | 0 | 0 | 1 | 0 | 0 | 0 | 0 | 6 |
| Wainright | 0 | 1 | 0 | 0 | 0 | 0 | 0 | 6 |
| R. Wilson | 0 | 1 | 0 | 0 | 0 | 0 | 0 | 6 |
| Drayton | 0 | 0 | 0 | 0 | 0 | 0 | 1 | 2 |
| **DOLPHINS** | **14** | **22** | **5** | **35/36** | **18/29** | **0** | **1** | **339** |
| **OPPONENTS** | **10** | **29** | **2** | **38/39** | **13/17** | **0** | **1** | **325** |

| FIELD GOALS | 1-19 | 20-29 | 30-39 | 40-49 | 50+ |
|---|---|---|---|---|---|
| Nedney | 1/1 | 7/7 | 7/11 | 3/8 | 0/2 |
| **DOLPHINS** | **1/1** | **7/7** | **7/11** | **3/8** | **0/2** |
| **OPPONENTS** | **1/1** | **5/6** | **5/5** | **2/5** | **0/0** |

### TWO-POINT CONVERSIONS

Drayton 1.

**DOLPHINS 1-5, OPPONENTS 1-2**

### SACKS

Armstrong 12.0, Stubbs 9.0, Bowens 3.0, Burton 3.0, Emtman 2.0, Z. Thomas 2.0, Jackson 1.5, Bailey 1.0, Gardener 1.0, S. Hill 1.0, Hollier 1.0, Hand 0.5

**DOLPHINS 37.0, OPPONENTS 36.0**

### USUAL STARTERS

**OFFENSE**

WR – Fred Barnett (7), Randal Hill (5), Lamar Thomas (3), Scott Miller (1)
LT – Richmond Webb (16)
LG – Keith Sims (15), *Jeff Buckey (1)
C – Tim Ruddy (16)
RG – Chris Gray (11), Everett McIver (5)
RT – James Brown (16)
TE – Troy Drayton (10), Keith Byars (4), Brett Carolan (2)
WR – O.J. McDuffie (16)
QB – Dan Marino (13), Craig Erickson (3)
RB – *Karim Abdul-Jabbar (14), *Jerris McPhail (1), Irving Spikes (1)
FB – *Stanley Pritchett (16)

**DEFENSE**

LDE – Trace Armstrong (9), *Shane Burton (6), Daniel Stubbs (1)
LDT – *Daryl Gardener (12), Steve Emtman (4)
RDT – Tim Bowens (16)
RDE – Daniel Stubbs (14), *Shane Burton (2)
LLB – Dwight Hollier (15)
MLB – *Zach Thomas (16)
RLB – Chris Singleton (13), *Anthony Harris (3)
LCB – Terrell Buckley (16)
RCB – Calvin Jackson (15), Sean Hill (1)
SS – Louis Oliver (12), *Shawn Wooden (4)
FS – *Shawn Wooden (7), Gene Atkins (5), Sean Hill (4)
5DB – J.B. Brown (1)

* Indicates Rookie

| PASSING | ATT. | COMP. | YDS. | PCT. | TD | INT. | LG | SCK/LST | RATING |
|---|---|---|---|---|---|---|---|---|---|
| Marino | 373 | 221 | 2795 | 59.2 | 17 | 9 | 74t | 18/131 | 87.8 |
| Erickson | 99 | 55 | 780 | 55.6 | 4 | 2 | 61 | 11/72 | 86.3 |
| Kosar | 32 | 24 | 208 | 75.0 | 1 | 0 | 20 | 6/34 | 102.1 |
| Abdul-Jabbar | 0 | 0 | 0 | 0.0 | 0 | 0 | 00 | 1/3 | 0.0 |
| **DOLPHINS** | **504** | **300** | **3783** | **59.5** | **22** | **11** | **74t** | **36/240** | **88.4** |
| **OPPONENTS** | **539** | **337** | **3888** | **62.5** | **29** | **20** | **84t** | **37/233** | **86.7** |

# 1997 FINAL STATISTICS (9-7)

| DATE | OPPONENT | SCORE | W/L | ATT. |
|---|---|---|---|---|
| 8/31 | INDIANAPOLIS | 16-10 | W | 70,813 |
| 9/7 | TENNESSEE | 16-13 (OT) | W | 64,439 |
| 9/14 | at Green Bay | 18-23 | L | 60,075 |
| 9/21 | at Tampa Bay | 21-31 | L | 73,314 |
| 10/5 | KANSAS CITY | 17-14 | W | 71,794 |
| 10/12 | at N.Y. Jets | 31-20 | W | 75,601 |
| 10/19 | at Baltimore | 24-13 | W | 64,354 |
| 10/27 | CHICAGO | 33-36 (OT) | L | 73,156 |
| 11/2 | at Buffalo | 6-9 | L | 78,011 |
| 11/9 | N.Y. JETS | 24-17 | W | 73,809 |
| 11/17 | BUFFALO | 30-13 | W | 74,155 |
| 11/23 | at New England | 24-27 | L | 59,002 |
| 11/30 | at Oakland | 34-16 | W | 50,569 |
| 12/7 | DETROIT | 33-30 | W | 72,266 |
| 12/14 | at Indianapolis | 0-41 | L | 61,282 |
| 12/22 | NEW ENGLAND | 12-14 | L | 74,379 |

| TEAM STATISTICS | MIA. | OPP. |
|---|---|---|
| TOTAL FIRST DOWNS | 311 | 299 |
| By Rushing | 87 | 106 |
| By Passing | 199 | 176 |
| By Penalty | 25 | 17 |
| Third Down: Made/Att. | 82/217 | 92/215 |
| Third Down Efficiency | 37.8 | 42.8 |
| Fourth Down: Made/Att. | 13/23 | 7/18 |
| TOTAL NET YARDS | 5135 | 5364 |
| Average Per Game | 320.9 | 335.3 |
| Total Plays | 1028 | 1004 |
| Average Per Play | 5.0 | 5.3 |
| NET YARDS RUSHING | 1343 | 1813 |
| Average Per Game | 83.9 | 113.3 |
| Total Rushes | 430 | 443 |
| NET YARDS PASSING | 3792 | 3551 |
| Average Per Game | 237.0 | 221.9 |
| Tackled/Yards Lost | 22/153 | 31/231 |
| Gross Yards | 3945 | 3782 |
| Attempts/Completions | 576/332 | 530/329 |
| Completion Percentage | 57.6 | 62.1 |
| Had Intercepted | 12 | 10 |
| PUNTS/AVERAGE | 68/43.6 | 63/42.5 |
| PENALTIES/YARDS | 93/783 | 92/892 |
| FUMBLES/BALL LOST | 22/8 | 31/17 |
| TOUCHDOWNS | 37 | 36 |
| By Rushing | 18 | 9 |
| By Passing | 16 | 23 |
| By Returns | 3 | 4 |

| Score by Quarters | 1 | 2 | 3 | 4 | OT | Total |
|---|---|---|---|---|---|---|
| DOLPHINS | 67 | 103 | 49 | 117 | 3 | 339 |
| OPPONENTS | 43 | 135 | 51 | 95 | 3 | 327 |

| RUSHING | NO. | YDS. | AVG. | LG | TD |
|---|---|---|---|---|---|
| Abdul-Jabbar | 283 | 892 | 3.2 | 22 | 15 |
| Spikes | 63 | 180 | 2.9 | 14 | 2 |
| McPhail | 17 | 146 | 8.6 | 71t | 1 |
| Parmalee | 18 | 59 | 3.3 | 12 | 0 |
| Phillips | 18 | 44 | 2.4 | 08 | 0 |
| Jordan | 3 | 12 | 4.0 | 16 | 0 |
| Erickson | 4 | 8 | 2.0 | 04 | 0 |
| Pritchett | 3 | 7 | 2.3 | 04 | 0 |
| Kidd | 1 | 4 | 4.0 | 04 | 0 |
| Nealy | 1 | 3 | 3.0 | 03 | 0 |
| Potts | 1 | 3 | 3.0 | 03 | 0 |
| Marino | 18 | -14 | -0.8 | 01 | 0 |
| **DOLPHINS** | **430** | **1343** | **3.1** | **71t** | **18** |
| **OPPONENTS** | **443** | **1813** | **4.1** | **43t** | **9** |

| RECEIVING | NO. | YDS. | AVG. | LG | TD |
|---|---|---|---|---|---|
| McDuffie | 76 | 943 | 12.4 | 55 | 1 |
| Drayton | 39 | 558 | 14.3 | 30t | 4 |
| McPhail | 34 | 262 | 7.7 | 19 | 1 |
| Abdul-Jabbar | 29 | 261 | 9.0 | 36t | 1 |
| L. Thomas | 28 | 402 | 14.4 | 26 | 2 |
| Parmalee | 28 | 301 | 10.8 | 29 | 1 |
| Jordan | 27 | 471 | 17.4 | 44t | 3 |
| Perriman | 19 | 309 | 16.3 | 26 | 1 |
| Barnett | 17 | 166 | 9.8 | 20 | 1 |
| Perry | 11 | 45 | 4.1 | 10 | 1 |
| Manning | 7 | 85 | 12.1 | 21 | 0 |
| Spikes | 7 | 70 | 10.0 | 24 | 0 |
| Pritchett | 5 | 35 | 7.0 | 17 | 0 |
| Potts | 3 | 27 | 9.0 | 13 | 0 |
| Phillips | 1 | 6 | 6.0 | 06 | 0 |
| Dotson | 1 | 4 | 4.0 | 04 | 0 |
| **DOLPHINS** | **332** | **3945** | **11.9** | **55** | **16** |
| **OPPONENTS** | **329** | **3782** | **11.5** | **70** | **23** |

| INTERCEPTIONS | NO. | YDS. | AVG. | LG | TD |
|---|---|---|---|---|---|
| Buckley | 4 | 26 | 6.5 | 12 | 0 |
| Teague | 2 | 25 | 12.5 | 23 | 0 |
| Wooden | 2 | 10 | 5.0 | 10 | 0 |
| Madison | 1 | 21 | 21.0 | 21 | 0 |
| Z. Thomas | 1 | 10 | 10.0 | 10 | 0 |
| **DOLPHINS** | **10** | **92** | **9.2** | **23** | **0** |
| **OPPONENTS** | **12** | **307** | **25.6** | **100t** | **4** |

| PUNTING | NO. | YDS. | AVG. | LG | BK |
|---|---|---|---|---|---|
| Kidd | 52 | 2247 | 43.2 | 58 | 0 |
| Richardson | 11 | 480 | 43.6 | 54 | 0 |
| Mare | 5 | 235 | 47.0 | 53 | 0 |
| **DOLPHINS** | **68** | **2962** | **43.6** | **58** | **0** |
| **OPPONENTS** | **63** | **2679** | **42.5** | **65** | **0** |

| PUNT RET. | NO. | YDS. | AVG. | LG | TD |
|---|---|---|---|---|---|
| Jordan | 26 | 273 | 10.5 | 38 | 0 |
| Buckley | 4 | 58 | 14.5 | 26 | 0 |
| McDuffie | 2 | 4 | 2.0 | 3 | 0 |
| **DOLPHINS** | **32** | **335** | **10.5** | **38** | **0** |
| **OPPONENTS** | **43** | **323** | **7.5** | **25** | **0** |

| KICKOFF RET. | NO. | YDS. | AVG. | LG | TD |
|---|---|---|---|---|---|
| Spikes | 24 | 565 | 23.5 | 48 | 0 |
| McPhail | 15 | 314 | 20.9 | 39 | 0 |
| C. Harris | 11 | 224 | 20.4 | 34 | 0 |
| Ismail | 8 | 166 | 20.8 | 27 | 0 |
| Potts | 1 | 16 | 16.0 | 16 | 0 |
| Perry | 1 | 7 | 7.0 | 07 | 0 |
| Jordan | 1 | 6 | 6.0 | 06 | 0 |
| A. Harris | 1 | 0 | 0.0 | 00 | 0 |
| Hollier | 1 | 0 | 0.0 | 00 | 0 |
| **DOLPHINS** | **63** | **1298** | **20.6** | **48** | **0** |
| **OPPONENTS** | **53** | **1018** | **19.2** | **40** | **0** |

| SCORING | Ru | Pa | Rt | PAT | FG | S | 2 | TP |
|---|---|---|---|---|---|---|---|---|
| Mare | 0 | 0 | 0 | 33/33 | 28/36 | 0 | 0 | 117 |
| Abdul-Jabbar | 15 | 1 | 0 | 0/0 | 0/0 | 0 | 0 | 96 |
| Drayton | 0 | 4 | 0 | 0/0 | 0/0 | 0 | 0 | 24 |
| Jordan | 0 | 3 | 0 | 0/0 | 0/0 | 0 | 0 | 18 |
| McDuffie | 0 | 1 | 1 | 0/0 | 0/0 | 0 | 0 | 12 |
| McPhail | 1 | 1 | 0 | 0/0 | 0/0 | 0 | 0 | 12 |
| Spikes | 2 | 0 | 0 | 0/0 | 0/0 | 0 | 0 | 12 |
| L. Thomas | 0 | 2 | 0 | 0/0 | 0/0 | 0 | 0 | 12 |
| Barnett | 0 | 1 | 0 | 0/0 | 0/0 | 0 | 0 | 6 |
| Bowens | 0 | 0 | 1 | 0/0 | 0/0 | 0 | 0 | 6 |
| Buckley | 0 | 0 | 1 | 0/0 | 0/0 | 0 | 0 | 6 |
| Parmalee | 1 | 0 | 0 | 0/0 | 0/0 | 0 | 0 | 6 |
| Perriman | 0 | 1 | 0 | 0/0 | 0/0 | 0 | 0 | 6 |
| Perry | 0 | 1 | 0 | 0/0 | 0/0 | 0 | 0 | 6 |
| **DOLPHINS** | **18** | **16** | **3** | **33/33** | **28/36** | **0** | **0** | **339** |
| **OPPONENTS** | **9** | **23** | **4** | **30/32** | **25/35** | **1** | **2** | **327** |

| FIELD GOALS | 1-19 | 20-29 | 30-39 | 40-49 | 50+ |
|---|---|---|---|---|---|
| Mare | 2/2 | 14/15 | 8/10 | 3/6 | 1/3 |
| **DOLPHINS** | **2/2** | **14/15** | **8/10** | **3/6** | **1/3** |
| **OPPONENTS** | **0/0** | **11/11** | **9/12** | **4/9** | **1/3** |

## TWO-POINT CONVERSIONS

**DOLPHINS 0-4, OPPONENTS 2-4**

## SACKS

Armstrong 5.5, Bowens 5.0, Rodgers 5.0, Taylor 5.0, Burton 4.0, Wilson 2.0, Gardener 1.5, A. Harris 1.0, Stubbs 1.0, Jackson 0.5, Z. Thomas 0.5.

**DOLPHINS 31.0, OPPONENTS 22.0**

## USUAL STARTERS

### OFFENSE

WR – O.J. McDuffie (16)
LT – Richmond Webb (16)
LG – Jeff Buckey (12), Keith Sims (4)
C – Tim Ruddy (15), John Bock (1)
RG – Everett McIver (14), John Bock (2)
RT – James Brown (16)
TE – Troy Drayton (15)
WR – Lamar Thomas (6), Fred Barnett (5), Brett Perriman (5)
QB – Dan Marino (16)
RB – Karim Abdul Jabbar (14), Jerris McPhail (1), Irving Spikes (1)
FB – Stanley Pritchett (5), Bernie Parmalee (4), Dewayne Dotson (2), Roosevelt Potts (1)
3WR – Charles Jordan (1)
2TE – Ed Perry (4)

### DEFENSE

LDE – Trace Armstrong (16)
LDT – Tim Bowens (16)
RDT – Daryl Gardener (16)
RDE – *Jason Taylor (11), Shane Burton (4), Dunstan Anderson (1)
LLB – Anthony Harris (14), Dwight Hollier (2)
MLB – Zach Thomas (15), Dwight Hollier (1)
RLB – *Derrick Rodgers (14), Anthony Harris (2)
LCB – Terrell Buckley (15), Calvin Jackson (1)
RCB – Calvin Jackson (11), *Sam Madison (3), Terrell Buckley (1), Tim Jacobs (1)
SS – Shawn Wooden (15), Corey Harris (1)
FS – Corey Harris (6), George Teague (6), Calvin Jackson (4)

* Indicates Rookie

| PASSING | ATT. | COMP. | YDS. | PCT. | TD | INT. | LG | SCK/LST | RATING |
|---|---|---|---|---|---|---|---|---|---|
| Marino | 548 | 319 | 3780 | 58.2 | 16 | 11 | 55 | 20/132 | 80.7 |
| Erickson | 28 | 13 | 165 | 46.4 | 0 | 1 | 27 | 2/21 | 50.4 |
| **DOLPHINS** | **576** | **332** | **3945** | **57.6** | **16** | **12** | **55** | **22/153** | **79.2** |
| **OPPONENTS** | **530** | **329** | **3782** | **62.1** | **23** | **10** | **70** | **31/231** | **90.1** |

# 1998 FINAL STATISTICS (10-6)

| DATE | OPPONENT | SCORE | W/L | ATT. |
|---|---|---|---|---|
| 9/6 | at Indianapolis | 24-15 | W | 60,587 |
| 9/13 | BUFFALO | 13-7 | W | 73,097 |
| 9/20 | PITTSBURGH | 21-0 | W | 73,948 |
| 10/4 | at N.Y. Jets | 9-20 | L | 75,257 |
| 10/12 | at Jacksonville | 21-28 | L | 74,051 |
| 10/18 | ST. LOUIS | 14-0 | W | 65,418 |
| 10/25 | NEW ENGLAND | 12-9 (OT) | W | 73,973 |
| 11/1 | at Buffalo | 24-30 | L | 79,011 |
| 11/8 | INDIANAPOLIS | 27-14 | W | 73,400 |
| 11/15 | at Carolina | 13-9 | W | 67,887 |
| 11/23 | at New England | 23-26 | L | 58,729 |
| 11/29 | NEW ORLEANS | 30-10 | W | 73,216 |
| 12/6 | at Oakland | 27-17 | W | 61,254 |
| 12/13 | N.Y. JETS | 16-21 | L | 74,369 |
| 12/21 | DENVER | 31-21 | W | 74,363 |
| 12/27 | at Atlanta | 16-38 | L | 69,754 |

| TEAM STATISTICS | MIA. | OPP. |
|---|---|---|
| TOTAL FIRST DOWNS | 269 | 257 |
| By Rushing | 73 | 75 |
| By Passing | 176 | 148 |
| By Penalty | 20 | 34 |
| Third Down: Made/Att. | 81/226 | 70/213 |
| Third Down Efficiency | 35.8 | 32.9 |
| Fourth Down: Made/Att. | 6/12 | 6/11 |
| TOTAL NET YARDS | 4930 | 4435 |
| Average Per Game | 308.1 | 277.2 |
| Total Plays | 1028 | 944 |
| Average Per Play | 4.8 | 4.7 |
| NET YARDS RUSHING | 1535 | 1511 |
| Average Per Game | 95.9 | 94.4 |
| Total Rushes | 458 | 395 |
| NET YARDS PASSING | 3395 | 2924 |
| Average Per Game | 212.2 | 182.8 |
| Tackled/Yards Lost.. | 24/187 | 45/270 |
| Gross Yards | 3582 | 3194 |
| Attempts/Completions | 546/316 | 504/252 |
| Completion Percentage | 57.9 | 50.0 |
| Had Intercepted | 16 | 29 |
| PUNTS/AVERAGE | 97/41.9 | 88/45.3 |
| PENALTIES/YARDS | 106/864 | 97/875 |
| FUMBLES/BALL LOST | 25/12 | 25/7 |
| TOUCHDOWNS | 37 | 28 |
| By Rushing | 10 | 6 |
| By Passing | 23 | 17 |
| By Returns | 4 | 5 |

| Score by Quarters | 1 | 2 | 3 | 4 | OT | Total |
|---|---|---|---|---|---|---|
| DOLPHINS | 54 | 115 | 61 | 88 | 3 | 321 |
| OPPONENTS | 51 | 70 | 44 | 100 | 0 | 265 |

| RUSHING | NO. | YDS. | AVG. | LG | TD |
|---|---|---|---|---|---|
| Abdul-Jabbar | 270 | 960 | 3.6 | 45 | 6 |
| Avery | 143 | 503 | 3.5 | 44 | 2 |
| Parmalee | 8 | 20 | 2.5 | 10 | 0 |
| Pritchett | 6 | 19 | 3.2 | 11 | 1 |
| Moore | 4 | 12 | 3.0 | 04 | 0 |
| McDuffie | 3 | 11 | 3.7 | 05 | 0 |
| Lusk | 1 | 7 | 7.0 | 07 | 0 |
| Doxzon | 2 | 6 | 3.0 | 03 | 0 |
| Marino | 21 | -3 | -0.1 | 10 | 1 |
| **DOLPHINS** | **458** | **1535** | **3.4** | **45** | **10** |
| **OPPONENTS** | **395** | **1511** | **3.8** | **77t** | **6** |

| RECEIVING | NO. | YDS. | AVG. | LG | TD |
|---|---|---|---|---|---|
| McDuffie | 90 | 1050 | 11.7 | 61t | 7 |
| Gadsden | 48 | 713 | 14.9 | 50 | 7 |
| L. Thomas | 43 | 603 | 14.0 | 56t | 5 |
| Drayton | 30 | 334 | 11.1 | 35 | 3 |
| Perry | 25 | 255 | 10.2 | 46 | 0 |
| Parmalee | 21 | 221 | 10.5 | 23 | 0 |
| Abdul-Jabbar | 21 | 102 | 4.9 | 18 | 0 |
| Pritchett | 17 | 97 | 5.7 | 24 | 0 |
| Avery | 10 | 67 | 6.7 | 19t | 1 |
| Jacquet | 8 | 122 | 15.3 | 29 | 0 |
| Jordan | 2 | 17 | 8.5 | 09 | 0 |
| Moore | 1 | 1 | 1.0 | 01 | 0 |
| **DOLPHINS** | **316** | **3582** | **11.3** | **61t** | **23** |
| **OPPONENTS** | **252** | **3194** | **12.7** | **62t** | **17** |

| INTERCEPTIONS | NO. | YDS. | AVG. | LG | TD |
|---|---|---|---|---|---|
| Buckley | 8 | 157 | 19.6 | 61 | 1 |
| Madison | 8 | 114 | 14.3 | 35 | 0 |
| Walker | 4 | 12 | 3.0 | 07 | 0 |
| Z. Thomas | 3 | 21 | 7.0 | 17t | 2 |
| Jones | 2 | 14 | 7.0 | 14t | 1 |
| Surtain | 2 | 1 | 0.5 | 01 | 0 |
| Wilson | 1 | 0 | 0.0 | 00 | 0 |
| Gardener | 1 | -1 | -1.0 | -1 | 0 |
| **DOLPHINS** | **29** | **318** | **11.0** | **61** | **4** |
| **OPPONENTS** | **16** | **365** | **22.8** | **87** | **2** |

| PUNTING | NO. | YDS. | AVG. | LG | BK |
|---|---|---|---|---|---|
| Wilmsmeyer | 93 | 3949 | 42.5 | 57 | 1 |
| Mare | 3 | 115 | 38.3 | 43 | 0 |
| **DOLPHINS** | **97** | **4064** | **41.9** | **57** | **1** |
| **OPPONENTS** | **88** | **3986** | **45.3** | **73** | **0** |

| PUNT RET. | NO. | YDS. | AVG. | LG | TD |
|---|---|---|---|---|---|
| Buckley | 29 | 354 | 12.2 | 35 | 0 |
| McDuffie | 12 | 141 | 11.8 | 39 | 0 |
| Jordan | 5 | 47 | 9.4 | 24 | 0 |
| **DOLPHINS** | **46** | **542** | **11.8** | **39** | **0** |
| **OPPONENTS** | **43** | **339** | **7.9** | **40** | **0** |

| KICKOFF RET. | NO. | YDS. | AVG. | LG | TD |
|---|---|---|---|---|---|
| Avery | 43 | 1085 | 25.2 | 55 | 0 |
| Marion | 6 | 109 | 18.2 | 28 | 0 |
| Jacquet | 4 | 103 | 25.8 | 37 | 0 |
| **DOLPHINS** | **53** | **1297** | **24.5** | **55** | **0** |
| **OPPONENTS** | **56** | **1227** | **21.9** | **95t** | **1** |

| SCORING | Ru | Pa | Rt | PAT | FG | S | 2 | TP |
|---|---|---|---|---|---|---|---|---|
| Mare | 0 | 0 | 0 | 33/34 | 22/27 | 0 | 0 | 99 |
| Gadsden | 0 | 7 | 0 | 0 | 0 | 0 | 0 | 42 |
| McDuffie | 0 | 7 | 0 | 0 | 0 | 0 | 0 | 42 |
| Abdul-Jabbar | 6 | 0 | 0 | 0 | 0 | 0 | 0 | 36 |
| L. Thomas | 0 | 5 | 0 | 0 | 0 | 0 | 0 | 30 |
| Avery | 2 | 1 | 0 | 0 | 0 | 0 | 0 | 18 |
| Drayton | 0 | 3 | 0 | 0 | 0 | 0 | 0 | 18 |
| Z. Thomas | 0 | 0 | 2 | 0 | 0 | 0 | 0 | 12 |
| Buckley | 0 | 0 | 1 | 0 | 0 | 0 | 0 | 6 |
| Jones | 0 | 0 | 1 | 0 | 0 | 0 | 0 | 6 |
| Marino | 1 | 0 | 0 | 0 | 0 | 0 | 0 | 6 |
| Pritchett | 1 | 0 | 0 | 0 | 0 | 0 | 0 | 6 |
| **DOLPHINS** | **10** | **23** | **4** | **33/34** | **22/27** | **0** | **0** | **321** |
| **OPPONENTS** | **6** | **17** | **5** | **24/24** | **23/32** | **0** | **2** | **265** |

| FIELD GOALS | 1-19 | 20-29 | 30-39 | 40-49 | 50+ |
|---|---|---|---|---|---|
| Mare | 0/0 | 12/13 | 5/5 | 5/7 | 0/2 |
| **DOLPHINS** | **0/0** | **12/13** | **5/5** | **5/7** | **0/2** |
| **OPPONENTS** | **0/1** | **8/8** | **5/6** | **8/15** | **2/2** |

**TWO-POINT CONVERSIONS**

**DOLPHINS 0-3, OPPONENTS 2-4**

**SACKS**

Armstrong 10.5, Taylor 9.0, Bromell 8.0, Jones 5.0, Rodgers 2.5, Burton 2.0, Mixon 2.0, Z. Thomas 2.0, Gardener 1.0, Jackson 1.0, Madison 1.0, TEAM 1.0.

**DOLPHINS 45.0, OPPONENTS 24.0**

**USUAL STARTERS**

**OFFENSE**

WR – Oronde Gadsden (12), Lamar Thomas (2)
LT – Richmond Webb (9), Brent Smith (7)
LG – Mark Dixon (10), John Bock (6)
C – Tim Ruddy (16)
RG – Kevin Donnalley (14), Mike Sheldon (2)
RT – James Brown (16)
TE – Troy Drayton (15), Ed Perry (1)
WR – O.J. McDuffie (16)
QB – Dan Marino (16)
RB – Karim Abdul-Jabbar (15), Ron Moore (1)
FB – Stanley Pritchett (12)
2TE – Ed Perry (4), Hendrick Lusk (1), Frank Wainright (1)

**DEFENSE**

LDE – *Kenny Mixon (16)
LDT – Tim Bowens (16)
RDT – Daryl Gardener (16)
RDE – Jason Taylor (15), Daniel Stubbs (1)
LLB – Derrick Rodgers (16)
MLB – Zach Thomas (16)
RLB – Robert Jones (16)
LCB – Terrell Buckley (16)
RCB – Sam Madison (16)
SS – Calvin Jackson (15), Shawn Wooden (1)
FS – Brock Marion (16)

* Indicates Rookie

| PASSING | ATT. | COMP. | YDS. | PCT. | TD | INT. | LG | SCK/LST | RATING |
|---|---|---|---|---|---|---|---|---|---|
| Marino | 537 | 310 | 3497 | 57.7 | 23 | 15 | 61t | 23/178 | 80.0 |
| Huard | 9 | 6 | 85 | 66.7 | 0 | 1 | 24 | 1/9 | 57.4 |
| **DOLPHINS** | **546** | **316** | **3582** | **57.9** | **23** | **16** | **61t** | **24/187** | **79.5** |
| **OPPONENTS** | **504** | **252** | **3194** | **50.0** | **17** | **29** | **62t** | **45/270** | **57.4** |

# 1999 FINAL STATISTICS (9-7)

| DATE | OPPONENT | SCORE | W/L | ATT. |
|---|---|---|---|---|
| 9/13 | at Denver | 38-21 | W | 75,623 |
| 9/19 | ARIZONA | 19-16 | W | 73,618 |
| 10/4 | BUFFALO | 18-23 | L | 74,073 |
| 10/10 | at Indianapolis | 34-31 | W | 56,810 |
| 10/17 | at New England | 31-30 | W | 60,006 |
| 10/24 | Philadelphia | 16-13 | W | 73,975 |
| 10/31 | at Oakland | 16-9 | W | 61,556 |
| 11/7 | TENNESSEE | 17-0 | W | 74,109 |
| 11/14 | at Buffalo | 3-23 | L | 72,810 |
| 11/21 | NEW ENGLAND | 27-17 | W | 74,295 |
| 11/25 | at Dallas | 0-20 | L | 64,328 |
| 12/5 | INDIANAPOLIS | 34-37 | L | 74,096 |
| 12/12 | at N.Y. Jets | 20-28 | L | 78,246 |
| 12/19 | SAN DIEGO | 12-9 | W | 73,765 |
| 12/27 | N.Y. JETS | 31-38 | L | 74,230 |
| 1/2 | at Washington | 10-21 | L | 78,106 |

| TEAM STATISTICS | MIA. | OPP. |
|---|---|---|
| TOTAL FIRST DOWNS | 287 | 252 |
| By Rushing | 81 | 79 |
| By Passing | 188 | 145 |
| By Penalty | 18 | 28 |
| Third Down: Made/Att. | 80/236 | 60/208 |
| Third Down Efficiency | 33.9 | 28.8 |
| Fourth Down: Made/Att. | 8/14 | 8/16 |
| TOTAL NET YARDS | 4938 | 4404 |
| Average Per Game | 308.6 | 275.3 |
| Total Plays | 1071 | 936 |
| Average Per Play | 4.6 | 4.7 |
| NET YARDS RUSHING | 1453 | 1476 |
| Average Per Game | 90.8 | 92.3 |
| Total Rushes | 445 | 413 |
| NET YARDS PASSING | 3485 | 2928 |
| Average Per Game | 217.8 | 183.0 |
| Tackled/Yards Lost | 37/251 | 39/240 |
| Gross Yards | 3736 | 3168 |
| Attempts/Completions | 589/329 | 484/256 |
| Completion Percentage | 55.9 | 52.9 |
| Had Intercepted | 21 | 18 |
| PUNTS/AVERAGE | 81/41.0 | 85/41.1 |
| PENALTIES/YARDS | 111/936 | 80/708 |
| FUMBLES/BALL LOST | 23/13 | 19/10 |
| TOUCHDOWNS | 30 | 35 |
| By Rushing | 8 | 6 |
| By Passing | 20 | 19 |
| By Returns | 2 | 10 |

| Score by Quarters | 1 | 2 | 3 | 4 | OT | Total |
|---|---|---|---|---|---|---|
| DOLPHINS | 50 | 106 | 58 | 112 | 0 | 326 |
| OPPONENTS | 73 | 83 | 75 | 105 | 0 | 336 |

| RUSHING | NO. | YDS. | AVG. | LG | TD |
|---|---|---|---|---|---|
| Johnson | 164 | 558 | 3.4 | 34 | 4 |
| Collins | 131 | 414 | 3.2 | 25t | 2 |
| Pritchett | 47 | 158 | 3.4 | 25 | 1 |
| Huard | 28 | 124 | 4.4 | 25 | 0 |
| Denson | 28 | 98 | 3.5 | 20 | 0 |
| Abdul-Jabbar | 28 | 95 | 3.4 | 12 | 1 |
| Konrad | 9 | 16 | 1.8 | 05 | 0 |
| Jacquet | 1 | 4 | 4.0 | 04 | 0 |
| Zolak | 2 | -2 | -1.0 | -1 | 0 |
| Marino | 6 | -6 | -1.0 | 00 | 0 |
| Martin | 1 | -6 | -6.0 | -6 | 0 |
| **DOLPHINS** | **445** | **1453** | **3.3** | **34** | **8** |
| **OPPONENTS** | **413** | **1476** | **3.6** | **43** | **6** |

| RECEIVING | NO. | YDS. | AVG. | LG | TD |
|---|---|---|---|---|---|
| Martin | 67 | 1037 | 15.5 | 69t | 5 |
| Gadsden | 48 | 803 | 16.7 | 62 | 6 |
| McDuffie | 43 | 516 | 12.0 | 34 | 2 |
| Pritchett | 43 | 312 | 7.3 | 30 | 4 |
| Konrad | 34 | 251 | 7.4 | 25 | 1 |
| Drayton | 32 | 299 | 9.3 | 26 | 1 |
| Green | 18 | 234 | 13.0 | 27 | 0 |
| Johnson | 15 | 100 | 6.7 | 17 | 0 |
| Goodwin | 8 | 55 | 6.9 | 14 | 0 |
| Collins | 6 | 32 | 5.3 | 12 | 0 |
| Denson | 4 | 28 | 7.0 | 10 | 0 |
| Abdul-Jabbar | 4 | 25 | 6.3 | 14 | 0 |
| Perry | 3 | 8 | 2.7 | 05 | 1 |
| McKenzie | 2 | 18 | 9.0 | 13 | 0 |
| Jacquet | 1 | 18 | 18.0 | 18 | 0 |
| Huard | 1 | 0 | 0.0 | 00 | 0 |
| **DOLPHINS** | **329** | **3736** | **11.4** | **69t** | **20** |
| **OPPONENTS** | **256** | **3168** | **12.4** | **68t** | **19** |

| INTERCEPTIONS | NO. | YDS. | AVG. | LG | TD |
|---|---|---|---|---|---|
| Madison | 7 | 164 | 23.4 | 42 | 1 |
| Buckley | 3 | 3 | 1.0 | 18 | 0 |
| Marion | 2 | 30 | 15.0 | 28 | 0 |
| Surtain | 2 | 28 | 14.0 | 28 | 0 |
| Wilson | 1 | 13 | 13.0 | 13 | 0 |
| Rodgers | 1 | 5 | 5.0 | 05 | 0 |
| Taylor | 1 | 0 | 0.0 | 00 | 0 |
| Z. Thomas | 1 | 0 | 0.0 | 00 | 0 |
| **DOLPHINS** | **18** | **243** | **13.5** | **42** | **1** |
| **OPPONENTS** | **21** | **567** | **27.0** | **98t** | **7** |

| PUNTING | NO. | YDS. | AVG. | LG | BK |
|---|---|---|---|---|---|
| Hutton | 73 | 2978 | 40.8 | 63 | 0 |
| Bartholomew | 7 | 308 | 44.0 | 51 | 0 |
| Mare | 1 | 36 | 36.0 | 36 | 0 |
| **DOLPHINS** | **81** | **3322** | **41.0** | **63** | **0** |
| **OPPONENTS** | **85** | **3495** | **41.1** | **57** | **0** |

| PUNT RET. | NO. | YDS. | AVG. | LG | TD |
|---|---|---|---|---|---|
| Jacquet | 28 | 351 | 12.5 | 45 | 0 |
| Buckley | 8 | 13 | 1.6 | 8 | 0 |
| McDuffie | 7 | 62 | 8.9 | 21 | 0 |
| Preston | 1 | 6 | 6.0 | 6 | 0 |
| **DOLPHINS** | **44** | **432** | **9.8** | **45** | **0** |
| **OPPONENTS** | **42** | **424** | **10.1** | **43** | **0** |

| KICKOFF RET. | NO. | YDS. | AVG. | LG | TD |
|---|---|---|---|---|---|
| Marion | 62 | 1524 | 24.6 | 93 | 0 |
| Wilson | 3 | 50 | 16.7 | 23 | 0 |
| Avery | 2 | 55 | 27.5 | 33 | 0 |
| Johnson | 2 | 26 | 13.0 | 19 | 0 |
| Jacquet | 1 | 26 | 26.0 | 26 | 0 |
| McDuffie | 1 | 17 | 17.0 | 17 | 0 |
| Z. Thomas | 1 | 15 | 15.0 | 15 | 0 |
| **DOLPHINS** | **72** | **1713** | **23.8** | **93** | **0** |
| **OPPONENTS** | **58** | **1282** | **22.1** | **97t** | **1** |

| SCORING | Ru | Pa | Rt | PAT | FG | S | 2 | TP |
|---|---|---|---|---|---|---|---|---|
| Mare | 0 | 0 | 0 | 27/27 | 39/46 | 0 | 0 | 144 |
| Gadsden | 0 | 6 | 0 | 0/0 | 0/0 | 0 | 0 | 36 |
| Martin | 0 | 5 | 0 | 0/0 | 0/0 | 0 | 0 | 30 |
| Pritchett | 1 | 4 | 0 | 0/0 | 0/0 | 0 | 0 | 30 |
| Johnson | 4 | 0 | 0 | 0/0 | 0/0 | 0 | 0 | 24 |
| Collins | 2 | 0 | 0 | 0/0 | 0/0 | 0 | 0 | 12 |
| McDuffie | 0 | 2 | 0 | 0/0 | 0/0 | 0 | 0 | 12 |
| Madison | 0 | 0 | 1 | 0/0 | 0/0 | 1 | 0 | 8 |
| Abdul-Jabbar | 1 | 0 | 0 | 0/0 | 0/0 | 0 | 0 | 6 |
| Drayton | 0 | 1 | 0 | 0/0 | 0/0 | 0 | 0 | 6 |
| Konrad | 0 | 1 | 0 | 0/0 | 0/0 | 0 | 0 | 6 |
| Perry | 0 | 1 | 0 | 0/0 | 0/0 | 0 | 0 | 6 |
| Taylor | 0 | 0 | 1 | 0/0 | 0/0 | 0 | 0 | 6 |
| **DOLPHINS** | **8** | **20** | **2** | **27/27** | **39/46** | **1** | **3** | **326** |
| **OPPONENTS** | **6** | **19** | **10** | **33/35** | **31/40** | **0** | **0** | **336** |

| FIELD GOALS | 1-19 | 20-29 | 30-39 | 40-49 | 50+ |
|---|---|---|---|---|---|
| Mare | 1/1 | 9/9 | 17/17 | 9/14 | 3/5 |
| **DOLPHINS** | **1/1** | **9/9** | **17/17** | **9/14** | **3/5** |
| **OPPONENTS** | **0/0** | **6/6** | **10/14** | **12/16** | **3/4** |

## TWO-POINT CONVERSIONS

**DOLPHINS 0-3, OPPONENTS 0-0**

## SACKS

Owens 8.5, Armstrong 7.5, Bromell 5.0, Gardener 5.0, Wilson 3.0, Taylor 2.5, Surtain 2.0, Bowens 1.5, Buckley 1.0, Jackson 1.0, Marion 1.0, Z. Thomas 1.0.

**DOLPHINS 39.0, OPPONENTS 37.0**

## USUAL STARTERS

### OFFENSE

WR – Tony Martin (13)
LT – Richmond Webb (14), Brent Smith (2)
LG – Mark Dixon (13), Kevin Gogan (3)
C – Tim Ruddy (16)
RG – Kevin Donnalley (9), Kevin Gogan (7)
RT – James Brown (14), Brent Smith (2)
TE – Troy Drayton (13), Hunter Goodwin (2)
WR – O.J. McDuffie (10), Oronde Gadsden (6)
QB – Dan Marino (11), Damon Huard (5)
RB – Cecil Collins (6), *J.J. Johnson (4), Karim Abdul-Jabbar (3), Stanley Pritchett (2), Autry Denson (1)
FB – *Rob Konrad (9), Stanley Pritchett (5)
3WR – Oronde Gadsden (1), Yatil Green (1)
2TE – Hunter Goodwin (3), Ed Perry (1)

### DEFENSE

LDE – Rich Owens (12), Trace Armstrong (2), Kenny Mixon (2)
LDT – Tim Bowens (15), Rich Owens (1)
RDT – Daryl Gardener (15), Lorenzo Bromell (1)
RDE – Jason Taylor (15), Rich Owens (1)
LLB – Derrick Rodgers (15)
MLB – Zach Thomas (16)
RLB – Robert Jones (15)
LCB – Terrell Buckley (11), Patrick Surtain (5)
RCB – Sam Madison (16)
SS – Calvin Jackson (10), Shawn Wooden (6)
FS – Brock Marion (16)
5DB – Patrick Surtain (1)
6DB – Jerry Wilson (1)

* Indicates Rookie

| PASSING | ATT. | COMP. | YDS. | PCT. | TD | INT. | LG | SCK/LST | RATING |
|---|---|---|---|---|---|---|---|---|---|
| Marino | 369 | 204 | 2448 | 55.3 | 12 | 17 | 62 | 9/66 | 67.4 |
| Huard | 216 | 125 | 1288 | 57.9 | 8 | 4 | 69t | 28/185 | 79.8 |
| Zolak | 4 | 0 | 0 | 0.0 | 0 | 0 | 00 | 0/0 | 39.6 |
| **DOLPHINS** | **589** | **329** | **3736** | **55.9** | **20** | **21** | **69t** | **37/251** | **71.5** |
| **OPPONENTS** | **484** | **256** | **3168** | **52.9** | **19** | **18** | **68t** | **39/240** | **71.0** |

# 2000 FINAL STATISTICS (11-5)

| DATE | OPPONENT | SCORE | W/L | ATT. |
|---|---|---|---|---|
| 9/3 | SEATTLE | 23-0 | W | 72,949 |
| 9/10 | at Minnesota | 7-13 | L | 64,112 |
| 9/17 | BALTIMORE | 19-6 | W | 73,464 |
| 9/24 | NEW ENGLAND | 10-3 | W | 73,344 |
| 10/1 | at Cincinnati | 31-16 | W | 61,535 |
| 10/8 | BUFFALO | 22-13 | W | 73,901 |
| 10/23 | at N.Y. Jets | 37-40 (OT) | L | 78,389 |
| 10/29 | GREEN BAY | 28-20 | W | 73,740 |
| 11/5 | at Detroit | 23-8 | W | 77,813 |
| 11/12 | at San Diego | 17-7 | W | 56,896 |
| 11/19 | N.Y. JETS | 3-20 | L | 74,320 |
| 11/26 | at Indianapolis | 17-14 | W | 56,935 |
| 12/3 | at Buffalo | 33-6 | W | 73,002 |
| 12/10 | TAMPA BAY | 13-16 | L | 74,307 |
| 12/17 | INDIANAPOLIS | 13-20 | L | 73,884 |
| 12/24 | at New England | 27-24 | W | 60,292 |

| TEAM STATISTICS | MIA. | OPP. |
|---|---|---|
| TOTAL FIRST DOWNS | 251 | 289 |
| By Rushing | 104 | 92 |
| By Passing | 122 | 156 |
| By Penalty | 25 | 41 |
| Third Down: Made/Att. | 75/214 | 70/211 |
| Third Down Efficiency | 35.0 | 33.2 |
| Fourth Down: Made/Att. | 4/6 | 8/15 |
| TOTAL NET YARDS | 4461 | 4636 |
| Average Per Game | 278.8 | 289.8 |
| Total Plays | 945 | 995 |
| Average Per Play | 4.7 | 4.7 |
| NET YARDS RUSHING | 1894 | 1736 |
| Average Per Game | 118.4 | 108.5 |
| Total Rushes | 496 | 417 |
| NET YARDS PASSING | 2567 | 2900 |
| Average Per Game | 160.4 | 181.3 |
| Tackled/Yards Lost | 28/153 | 48/270 |
| Gross Yards | 2720 | 3170 |
| Attempts/Completions | 421/243 | 530/282 |
| Completion Percentage | 57.7 | 53.2 |
| Had Intercepted | 17 | 28 |
| PUNTS/AVERAGE | 92/42.1 | 87/40.6 |
| PENALTIES/YARDS | 115/920 | 86/793 |
| FUMBLES/BALL LOST | 12/9 | 30/13 |
| TOUCHDOWNS | 34 | 23 |
| By Rushing | 16 | 9 |
| By Passing | 15 | 13 |
| By Returns | 3 | 1 |

| Score by Quarters | 1 | 2 | 3 | 4 | OT | Total |
|---|---|---|---|---|---|---|
| DOLPHINS | 67 | 109 | 90 | 57 | 0 | 323 |
| OPPONENTS | 50 | 57 | 9 | 107 | 3 | 226 |

| RUSHING | NO. | YDS. | AVG. | LG | TD |
|---|---|---|---|---|---|
| L. Smith | 309 | 1139 | 3.7 | 68t | 14 |
| Fiedler | 54 | 267 | 4.9 | 30 | 1 |
| Johnson | 50 | 168 | 3.4 | 16 | 1 |
| T. Thomas | 28 | 136 | 4.9 | 25 | 0 |
| Denson | 31 | 108 | 3.5 | 12 | 0 |
| Izzo | 1 | 39 | 39.0 | 39 | 0 |
| Konrad | 15 | 39 | 2.6 | 05 | 0 |
| Shepherd | 4 | 3 | 0.8 | 14 | 0 |
| Emanuel | 3 | -2 | -0.7 | 00 | 0 |
| McDuffie | 1 | -3 | -3.0 | -3 | 0 |
| **DOLPHINS** | **496** | **1894** | **3.8** | **68t** | **16** |
| **OPPONENTS** | **417** | **1736** | **4.2** | **45** | **9** |

| RECEIVING | NO. | YDS. | AVG. | LG | TD |
|---|---|---|---|---|---|
| Gadsden | 56 | 786 | 14.0 | 61 | 6 |
| Shepherd | 35 | 446 | 12.7 | 46t | 4 |
| L. Smith | 31 | 201 | 6.5 | 28 | 2 |
| Martin | 26 | 393 | 15.1 | 44 | 0 |
| T. Thomas | 16 | 117 | 7.3 | 15 | 1 |
| McDuffie | 14 | 143 | 10.2 | 24 | 0 |
| Denson | 14 | 105 | 7.5 | 28 | 0 |
| Konrad | 14 | 83 | 5.9 | 18 | 0 |
| Weaver | 10 | 179 | 17.9 | 41 | 0 |
| Johnson | 10 | 61 | 6.1 | 11 | 0 |
| Emanuel | 7 | 132 | 18.9 | 53t | 1 |
| Goodwin | 6 | 36 | 6.0 | 9t | 1 |
| Ogden | 2 | 24 | 12.0 | 12 | 0 |
| Dyer | 2 | 14 | 7.0 | 13 | 0 |
| **DOLPHINS** | **243** | **2720** | **11.2** | **61** | **15** |
| **OPPONENTS** | **282** | **3170** | **11.2** | **59** | **13** |

| INTERCEPTIONS | NO. | YDS. | AVG. | LG | TD |
|---|---|---|---|---|---|
| Walker | 7 | 80 | 11.4 | 31 | 0 |
| Madison | 5 | 80 | 16.0 | 34 | 0 |
| Marion | 5 | 72 | 14.4 | 24 | 0 |
| Surtain | 5 | 55 | 11.0 | 43 | 0 |
| Wilson | 1 | 19 | 19.0 | 19 | 0 |
| Jeffries | 1 | 3 | 3.0 | 3 | 0 |
| Taylor | 1 | 2 | 2.0 | 2 | 0 |
| Bowens | 1 | 0 | 0.0 | 0 | 0 |
| Shaw | 1 | 0 | 0.0 | 0 | 0 |
| Z. Thomas | 1 | 0 | 0.0 | 0 | 0 |
| **DOLPHINS** | **28** | **311** | **11.1** | **43** | **0** |
| **OPPONENTS** | **17** | **102** | **6.0** | **32** | **1** |

| PUNTING | NO. | YDS. | AVG. | LG | BK |
|---|---|---|---|---|---|
| Turk | 92 | 3870 | 42.1 | 70 | 0 |
| **DOLPHINS** | **92** | **3870** | **42.1** | **70** | **0** |
| **OPPONENTS** | **87** | **3532** | **40.6** | **65** | **1** |

| PUNT RET. | NO. | YDS. | AVG. | LG | TD |
|---|---|---|---|---|---|
| Ogden | 19 | 323 | 17.0 | 81t | 1 |
| Shepherd | 15 | 164 | 10.9 | 32 | 0 |
| Kelly | 5 | 31 | 6.2 | 10 | 0 |
| McDuffie | 0 | 0 | – | – | 0 |
| **DOLPHINS** | **39** | **518** | **13.3** | **81t** | **1** |
| **OPPONENTS** | **36** | **258** | **7.2** | **40** | **0** |

| KICKOFF RET. | NO. | YDS. | AVG. | LG | TD |
|---|---|---|---|---|---|
| Denson | 20 | 495 | 24.8 | 56 | 0 |
| Marion | 22 | 513 | 23.3 | 47 | 0 |
| Williams | 3 | 64 | 21.3 | 24 | 0 |
| Johnson | 2 | 26 | 13.0 | 26 | 0 |
| Goodwin | 2 | 6 | 3.0 | 06 | 0 |
| Weaver | 1 | 15 | 15.0 | 15 | 0 |
| Shepherd | 1 | 14 | 14.0 | 14 | 0 |
| **DOLPHINS** | **51** | **1133** | **22.2** | **56** | **0** |
| **OPPONENTS** | **68** | **1260** | **18.5** | **37** | **0** |

| SCORING | Ru | Pa | Rt | PAT | FG | S | 2 | TP |
|---|---|---|---|---|---|---|---|---|
| Mare | 0 | 0 | 0 | 33/34 | 28/31 | 0 | 0 | 117 |
| L. Smith | 14 | 2 | 0 | 0/0 | 0/0 | 0 | 0 | 96 |
| Gadsden | 0 | 6 | 0 | 0/0 | 0/0 | 0 | 0 | 36 |
| Shepherd | 0 | 4 | 0 | 0/0 | 0/0 | 0 | 0 | 24 |
| Emanuel | 0 | 1 | 0 | 0/0 | 0/0 | 0 | 0 | 6 |
| Fiedler | 1 | 0 | 0 | 0/0 | 0/0 | 0 | 0 | 6 |
| Goodwin | 0 | 1 | 0 | 0/0 | 0/0 | 0 | 0 | 6 |
| Johnson | 1 | 0 | 0 | 0/0 | 0/0 | 0 | 0 | 6 |
| Madison | 0 | 0 | 1 | 0/0 | 0/0 | 0 | 0 | 6 |
| Ogden | 0 | 0 | 1 | 0/0 | 0/0 | 0 | 0 | 6 |
| Taylor | 0 | 0 | 1 | 0/0 | 0/0 | 0 | 0 | 6 |
| T. Thomas | 0 | 1 | 0 | 0/0 | 0/0 | 0 | 0 | 6 |
| Haley | 0 | 0 | 0 | 0/0 | 0/0 | 1 | 0 | 2 |
| **DOLPHINS** | **16** | **15** | **3** | **33/34** | **28/31** | **1** | **0** | **323** |
| **OPPONENTS** | **9** | **13** | **1** | **20/20** | **22/30** | **0** | **1** | **226** |

| FIELD GOALS | 1-19 | 20-29 | 30-39 | 40-49 | 50+ |
|---|---|---|---|---|---|
| Mare | 0/0 | 7/8 | 9/10 | 12/13 | 0/0 |
| **DOLPHINS** | **0/0** | **7/8** | **9/10** | **12/13** | **0/0** |
| **OPPONENTS** | **0/0** | **4/4** | **10/12** | **7/9** | **1/5** |

**TWO-POINT CONVERSIONS**

**DOLPHINS 0-0, OPPONENTS 1-3**

**SACKS**

Armstrong 16.5, Taylor 14.5, Bowens 2.5, Gardener 2.5, Mixon 2.5, Bromell 2.0, Walker 2.0, Haley 1.5, Z. Thomas 1.5, Surtain 1.0, Owens 0.5, Rodgers 0.5, Wilson 0.5.

**DOLPHINS 48.0, OPPONENTS 28.0**

**USUAL STARTERS**

**OFFENSE**

WR – Oronde Gadsden (16)
LT – Richmond Webb (14), Brent Smith (2)
LG – Mark Dixon (15), John Bock (1)
C – Tim Ruddy (16)
RG – Kevin Donnalley (16)
RT – *Todd Wade (16)
TE – Hunter Goodwin (16)
WR – Leslie Shepherd (11), Tony Martin (5)
QB – Jay Fiedler (15), Damon Huard (1)
RB – Lamar Smith (15), J.J. Johnson (1)
FB – Rob Konrad (14), Deon Dyer (1)
3WR – O.J. McDuffie (1)

**DEFENSE**

LDE – Kenny Mixon (13), Rich Owens (3)
LDT – Tim Bowens (15), Jermaine Haley (1)
RDT – Daryl Gardener (10), Jermaine Haley (3), Kenny Mixon (3)
RDE – Jason Taylor (16)
LLB – Derrick Rodgers (14)
MLB – Zach Thomas (11), Robert Jones (2), Scott Galyon (1)
RLB – Robert Jones (14), Twan Russell (2)
LCB – Patrick Surtain (16)
RCB – Sam Madison (16)
SS – Brian Walker (16)
FS – Brock Marion (16)
5DB – Terrance Shaw (3), Jerry Wilson (1)

* Indicates Rookie

| PASSING | ATT. | COMP. | YDS. | PCT. | TD | INT. | LG | SCK/LST | RATING |
|---|---|---|---|---|---|---|---|---|---|
| Fiedler | 357 | 204 | 2402 | 57.1 | 14 | 14 | 61 | 23/129 | 74.5 |
| Huard | 63 | 39 | 318 | 61.9 | 1 | 3 | 29 | 4/22 | 60.2 |
| L. Smith | 1 | 0 | 0 | 0.00 | 0 | 0 | 00 | 0/0 | 39.6 |
| T. Thomas | 0 | 0 | 0 | 0.00 | 0 | 0 | 00 | 1/2 | – |
| **DOLPHINS** | **421** | **243** | **2720** | **57.7** | **15** | **17** | **61** | **28/153** | **72.2** |
| **OPPONENTS** | **530** | **282** | **3170** | **53.2** | **13** | **28** | **59** | **48/270** | **57.5** |

# 2001 FINAL STATISTICS (11-5)

| DATE | OPPONENT | SCORE | W/L | ATT. |
|---|---|---|---|---|
| 9/9 | at Tennessee | 31-23 | W | 68,798 |
| 9/23 | OAKLAND | 18-15 | W | 73,404 |
| 9/30 | at St. Louis | 10-42 | L | 66,046 |
| 10/7 | NEW ENGLAND | 30-10 | W | 73,024 |
| 10/14 | at N.Y. Jets | 17-21 | L | 78,823 |
| 10/28 | at Seattle | 24-20 | W | 59,108 |
| 11/4 | CAROLINA | 23-6 | W | 72,597 |
| 11/11 | at Indianapolis | 27-24 | W | 57,127 |
| 11/18 | N.Y. JETS | 0-24 | L | 74,259 |
| 11/25 | at Buffalo | 34-27 | W | 73,063 |
| 12/2 | DENVER | 21-10 | W | 73,938 |
| 12/10 | INDIANAPOLIS | 41-6 | W | 73,858 |
| 12/16 | at San Francisco | 0-21 | L | 68,223 |
| 12/22 | at New England | 13-20 | L | 60,292 |
| 12/30 | ATLANTA | 21-14 | W | 73,619 |
| 1/6 | BUFFALO | 34-7 | W | 73,428 |

| TEAM STATISTICS | MIA. | OPP. |
|---|---|---|
| TOTAL FIRST DOWNS | 263 | 283 |
| By Rushing | 95 | 97 |
| By Passing | 154 | 148 |
| By Penalty | 14 | 38 |
| Third Down: Made/Att. | 89/215 | 70/201 |
| Third Down Efficiency | 41.4 | 34.8 |
| Fourth Down: Made/Att | 9/14 | 6/15 |
| TOTAL NET YARDS | 4821 | 4608 |
| Average Per Game | 301.3 | 288.0 |
| Total Plays | 953 | 957 |
| Average Per Play | 5.1 | 4.8 |
| NET YARDS RUSHING | 1664 | 1779 |
| Average Per Game | 104.0 | 111.2 |
| Total Rushes | 473 | 453 |
| NET YARDS PASSING | 3157 | 2829 |
| Average Per Game | 197.3 | 176.8 |
| Tackled/Yards Lost | 27/178 | 37/230 |
| Gross Yards | 3335 | 3059 |
| Attempts/Completions | 453/275 | 467/262 |
| Completion Percentage | 60.7 | 56.1 |
| Had Intercepted | 19 | 17 |
| PUNTS/AVERAGE | 81/41.0 | 86/44.1 |
| PENALTIES/YARDS | 107/914 | 82/623 |
| FUMBLES/BALL LOST | 26/19 | 27/11 |
| TOUCHDOWNS | 41 | 35 |
| By Rushing | 14 | 9 |
| By Passing | 20 | 22 |
| By Returns | 7 | 4 |

| Score by Quarters | 1 | 2 | 3 | 4 | OT | Total |
|---|---|---|---|---|---|---|
| DOLPHINS | 65 | 110 | 27 | 142 | 0 | 344 |
| OPPONENTS | 58 | 91 | 86 | 55 | 0 | 290 |

| RUSHING | NO. | YDS. | AVG. | LG | TD |
|---|---|---|---|---|---|
| L. Smith | 313 | 968 | 3.1 | 25 | 6 |
| Fiedler | 73 | 321 | 4.4 | 26 | 4 |
| Minor | 59 | 281 | 4.8 | 56t | 2 |
| McKnight | 6 | 39 | 6.5 | 18 | 0 |
| J. Johnson | 5 | 22 | 4.4 | 09 | 0 |
| Konrad | 5 | 22 | 4.4 | 18t | 1 |
| Ward | 2 | 21 | 10.5 | 16 | 0 |
| Lucas | 8 | 6 | 0.8 | 03 | 1 |
| Mare | 1 | -5 | -5.0 | -5 | 0 |
| Chambers | 1 | -11 | -11.0 | -11 | 0 |
| **DOLPHINS** | **473** | **1664** | **3.5** | **56t** | **14** |
| **OPPONENTS** | **453** | **1779** | **3.9** | **44** | **9** |

| RECEIVING | NO. | YDS. | AVG. | LG | TD |
|---|---|---|---|---|---|
| McKnight | 55 | 684 | 12.4 | 40 | 3 |
| Gadsden | 55 | 674 | 12.3 | 61 | 3 |
| Chambers | 48 | 883 | 18.4 | 74t | 7 |
| L. Smith | 30 | 234 | 7.8 | 65t | 2 |
| Minor | 29 | 263 | 9.1 | 29 | 1 |
| Ward | 21 | 209 | 10.0 | 20 | 0 |
| Weaver | 18 | 215 | 11.9 | 27 | 2 |
| Ogden | 6 | 73 | 12.2 | 18 | 1 |
| Konrad | 5 | 52 | 10.4 | 17 | 1 |
| Goodwin | 4 | 27 | 6.8 | 09 | 0 |
| J. Johnson | 4 | 21 | 5.3 | 07 | 0 |
| **DOLPHINS** | **275** | **3335** | **12.1** | **74t** | **20** |
| **OPPONENTS** | **262** | **3059** | **11.7** | **80t** | **22** |

| INTERCEPTIONS | NO. | YDS. | AVG. | LG | TD |
|---|---|---|---|---|---|
| Marion | 5 | 227 | 45.4 | 100t | 2 |
| Surtain | 3 | 74 | 24.7 | 41 | 1 |
| Thomas | 2 | 51 | 25.5 | 34t | 1 |
| Madison | 2 | 0 | 0.0 | 00 | 0 |
| Mixon | 1 | 56 | 56.0 | 56t | 1 |
| J. Taylor | 1 | 4 | 4.0 | 04 | 0 |
| Freeman | 1 | 0 | 0.0 | 00 | 0 |
| Galyon | 1 | 0 | 0.0 | 00 | 0 |
| Walker | 1 | 0 | 0.0 | 00 | 0 |
| **DOLPHINS** | **17** | **412** | **24.2** | **100t** | **5** |
| **OPPONENTS** | **19** | **254** | **13.4** | **63t** | **3** |

| PUNTING | NO. | YDS. | AVG. | LG | BK |
|---|---|---|---|---|---|
| Turk | 81 | 3321 | 41.0 | 77 | 0 |
| **DOLPHINS** | **81** | **3321** | **41.0** | **77** | **0** |
| **OPPONENTS** | **86** | **3789** | **44.1** | **73** | **0** |

| PUNT RET. | NO. | YDS. | AVG. | LG | TD |
|---|---|---|---|---|---|
| Ogden | 32 | 377 | 11.8 | 48 | 0 |
| Ward | 9 | 88 | 9.8 | 18 | 0 |
| Madison | 1 | 6 | 6.0 | 06 | 0 |
| Cousin | 1 | 0 | 0.0 | 00 | 0 |
| Chambers | 0 | 0 | – | 0– | 0 |
| **DOLPHINS** | **43** | **471** | **11.0** | **48** | **0** |
| **OPPONENTS** | **30** | **136** | **4.5** | **23** | **0** |

| KICKOFF RET. | NO. | YDS. | AVG. | LG | TD |
|---|---|---|---|---|---|
| Chambers | 36 | 811 | 22.5 | 47 | 0 |
| Marion | 17 | 371 | 1.8 | 55 | 0 |
| Dyer | 2 | 24 | 12.0 | 14 | 0 |
| J. Johnson | 1 | 16 | 16.0 | 16 | 0 |
| E. Perry | 1 | 0 | 0.0 | 00 | 0 |
| **DOLPHINS** | **51** | **1133** | **22.2** | **56** | **0** |
| **OPPONENTS** | **68** | **1260** | **18.5** | **37** | **0** |

| SCORING | Ru | Pa | Rt | PAT | FG | S | 2 | TP |
|---|---|---|---|---|---|---|---|---|
| Mare | 0 | 0 | 0 | 39/40 | 19/21 | 0 | 0 | 96 |
| L. Smith | 6 | 2 | 0 | 0/0 | 0/0 | 0 | 0 | 48 |
| Chambers | 0 | 7 | 0 | 0/0 | 0/0 | 0 | 0 | 42 |
| Fiedler | 4 | 0 | 0 | 0/0 | 0/0 | 0 | 0 | 24 |
| Minor | 2 | 1 | 1 | 0/0 | 0/0 | 0 | 0 | 24 |
| McKnight | 0 | 3 | 0 | 0/0 | 0/0 | 0 | 1 | 20 |
| Gadsden | 0 | 3 | 0 | 0/0 | 0/0 | 0 | 0 | 18 |
| Konrad | 1 | 1 | 0 | 0/0 | 0/0 | 0 | 0 | 12 |
| Marion | 0 | 0 | 2 | 0/0 | 0/0 | 0 | 0 | 12 |
| Weaver | 0 | 2 | 0 | 0/0 | 0/0 | 0 | 0 | 12 |
| Lucas | 1 | 0 | 0 | 0/0 | 0/0 | 0 | 0 | 6 |
| Mixon | 0 | 0 | 1 | 0/0 | 0/0 | 0 | 0 | 6 |
| Ogden | 0 | 1 | 0 | 0/0 | 0/0 | 0 | 0 | 6 |
| Surtain | 0 | 0 | 1 | 0/0 | 0/0 | 0 | 0 | 6 |
| J. Taylor | 0 | 0 | 1 | 0/0 | 0/0 | 0 | 0 | 6 |
| Thomas | 0 | 0 | 1 | 0/0 | 0/0 | 0 | 0 | 6 |
| **DOLPHINS** | **14** | **20** | **7** | **39/40** | **19/21** | **0** | **1** | **344** |
| **OPPONENTS** | **9** | **22** | **4** | **32/34** | **16/22** | **0** | **0** | **290** |

| FIELD GOALS | 1-19 | 20-29 | 30-39 | 40-49 | 50+ |
|---|---|---|---|---|---|
| Mare | 1/1 | 8/8 | 8/8 | 2/4 | 0/0 |
| **DOLPHINS** | **1/1** | **8/8** | **8/8** | **2/4** | **0/0** |
| **OPPONENTS** | **0/0** | **5/6** | **4/5** | **6/9** | **1/2** |

### TWO-POINT CONVERSIONS

McKnight 1.

**DOLPHINS 1-1, OPPONENTS 0-1**

### SACKS

J. Taylor 8.5, Bromell 6.5, Gardener 4.0, T. Bowens 3.0, Thomas 3.0, Cousin 2.0, Mixon 2.0, Greenwood 1.5, D. Bowens LG 1.0, D. Bowens 1.0, Freeman 1.0, Galyon 1.0, Rodgers 1.0, Surtain 1.0, Grant 0.5, Haley 0.5, Ogunleye 0.5.

**DOLPHINS 37.0, OPPONENTS 27.0**

### USUAL STARTERS

#### OFFENSE

WR – James McKnight (15), Dedric Ward (1)
LT – Spencer Folau (15), Marcus Spriggs (1)
LG – Mark Dixon (10), Heath Irwin (6)
C – Tim Ruddy (15), Heath Irwin (1)
RG – Todd Perry (16)
RT – Todd Wade (15), Harry Swayne (1)
TE – Hunter Goodwin (11), Jed Weaver (2)
WR – Oronde Gadsden (14), *Chris Chambers (2)
QB – Jay Fiedler (16)
RB – Lamar Smith (16)
FB – Rob Konrad (9)
3WR – *Chris Chambers (5)
2TE – Jed Weaver (5)

#### DEFENSE

LDE – Kenny Mixon (15), Lorenzo Bromell (1)
LDT – Tim Bowens (15), Jermaine Haley (1)
RDT – Daryl Gardener (8), Jermaine Haley (4), Ernest Grant (3), Kenny Mixon (1)
RDE – Jason Taylor (16)
LLB – Derrick Rodgers (14), Scott Galyon (2)
MLB – Zach Thomas (15), Tommy Hendricks (1)
RLB – Morlon Greenwood (12), Twan Russell (2)
LCB – Patrick Surtain (16)
RCB – Sam Madison (13), *Jamar Fletcher (2), Terry Cousin (1)
SS – Brian Walker (13), Arturo Freeman (3)
FS – Brock Marion (15), Arturo Freeman (1)
5DB – Terry Cousin (2)

* Indicates Rookie

| PASSING | ATT. | COMP. | YDS. | PCT. | TD | INT. | LG | SCK/LST | RATING |
|---|---|---|---|---|---|---|---|---|---|
| Fiedler | 450 | 273 | 3290 | 60.7 | 20 | 19 | 74t | 27/178 | 80.3 |
| Lucas | 3 | 2 | 45 | 66.7 | 0 | 0 | 28 | 0/0 | 109.7 |
| **DOLPHINS** | **453** | **275** | **3335** | **60.7** | **20** | **19** | **74t** | **27/178** | **80.6** |
| **OPPONENTS** | **467** | **262** | **3059** | **56.1** | **22** | **17** | **80t** | **37/230** | **76.7** |

# 2002 FINAL STATISTICS (9-7)

| DATE | OPPONENT | SCORE | W/L | ATT. |
|---|---|---|---|---|
| 9/8 | DETROIT | 49-21 | W | 72,216 |
| 9/15 | at Indianapolis | 21-13 | W | 56,650 |
| 9/22 | N.Y. JETS | 30-3 | W | 73,426 |
| 9/29 | at Kansas City | 30-48 | L | 78,178 |
| 10/6 | NEW ENGLAND | 26-13 | W | 73,369 |
| 10/13 | at Denver | 24-22 | W | 75,941 |
| 10/20 | BUFFALO | 10-23 | L | 73,180 |
| 11/4 | at Green Bay | 10-24 | L | 63,284 |
| 11/10 | at N.Y. Jets | 10-13 | L | 78,920 |
| 11/17 | BALTIMORE | 26-7 | W | 73,013 |
| 11/24 | SAN DIEGO | 30-3 | W | 73,138 |
| 12/1 | at Buffalo | 21-38 | L | 73,287 |
| 12/9 | CHICAGO | 27-9 | W | 73,609 |
| 12/15 | OAKLAND | 23-17 | W | 73,572 |
| 12/21 | at Minnesota | 17-20 | L | 64,285 |
| 12/29 | at New England | 24-27 (OT) | L | 68,436 |

| TEAM STATISTICS | MIA. | OPP. |
|---|---|---|
| TOTAL FIRST DOWNS | 318 | 285 |
| By Rushing | 139 | 86 |
| By Passing | 155 | 162 |
| By Penalty | 24 | 37 |
| Third Down: Made/Att. | 76/199 | 68/201 |
| Third Down Efficiency | 38.2 | 33.8 |
| Fourth Down: Made/Att. | 3/10 | 4/13 |
| Fourth Down Efficiency | 30.0 | 30.8 |
| POSSESSION AVERAGE | 31:24 | 28:36 |
| TOTAL NET YARDS | 5392 | 4656 |
| Average Per Game | 337.0 | 291.0 |
| Total Plays | 1010 | 974 |
| Average Per Play | 5.3 | 4.8 |
| NET YARDS RUSHING | 2502 | 1554 |
| Average Per Game | 156.4 | 97.1 |
| Total Rushes | 530 | 407 |
| NET YARDS PASSING | 2890 | 3102 |
| Average Per Game | 180.6 | 193.9 |
| Tackled/Yards Lost | 25/179 | 47/327 |
| Gross Yards | 3069 | 3429 |
| Attempts/Completions | 455/271 | 520/294 |
| Completion Percentage | 59.6 | 56.5 |
| Had Intercepted | 15 | 21 |
| PUNTS/AVERAGE | 69/40.2 | 80/42.9 |
| NET PUNTING AVERAGE | 69/34.5 | 80/37.7 |
| PENALTIES/YARDS | 103/859 | 106/826 |
| FUMBLES/BALL LOST | 28/15 | 23/9 |
| TOUCHDOWNS | 44 | 31 |
| By Rushing | 24 | 9 |
| By Passing | 18 | 20 |
| By Returns | 2 | 2 |

| Score by Quarters | 1 | 2 | 3 | 4 | OT | Total |
|---|---|---|---|---|---|---|
| DOLPHINS | 113 | 111 | 69 | 85 | 0 | 378 |
| OPPONENTS | 35 | 98 | 66 | 99 | 3 | 301 |

| RUSHING | NO. | YDS. | AVG. | LG | TD |
|---|---|---|---|---|---|
| R. Williams | 383 | 1853 | 4.8 | 63t | 16 |
| Minor | 44 | 180 | 4.1 | 23 | 2 |
| Lucas | 36 | 126 | 3.5 | 17 | 2 |
| Edwards | 20 | 107 | 5.4 | 19 | 1 |
| Fiedler | 28 | 99 | 3.5 | 12 | 3 |
| Chambers | 6 | 78 | 13.0 | 45 | 0 |
| McKnight | 7 | 58 | 8.3 | 19 | 0 |
| McMichael | 1 | 8 | 8.0 | 08 | 0 |
| Konrad | 3 | 2 | 0.7 | 02 | 0 |
| Rosenfels | 2 | -9 | -4.5 | -2 | 0 |
| **DOLPHINS** | **530** | **2502** | **4.7** | **63t** | **24** |
| **OPPONENTS** | **407** | **1554** | **3.8** | **38** | **9** |

| RECEIVING | NO. | YDS. | AVG. | LG | TD |
|---|---|---|---|---|---|
| Chambers | 52 | 734 | 14.1 | 59t | 3 |
| R. Williams | 47 | 363 | 7.7 | 52 | 1 |
| McMichael | 39 | 485 | 12.4 | 45 | 4 |
| Konrad | 34 | 233 | 6.9 | 19 | 3 |
| McKnight | 29 | 528 | 18.2 | 77 | 2 |
| Ward | 19 | 172 | 9.1 | 22 | 0 |
| Edwards | 18 | 126 | 7.0 | 14 | 1 |
| Gadsden | 16 | 228 | 14.3 | 29 | 0 |
| Carter | 8 | 66 | 8.3 | 15 | 1 |
| Weaver | 6 | 75 | 12.5 | 25 | 3 |
| Clark | 2 | 42 | 21.0 | 26 | 0 |
| Baker | 1 | 17 | 17.0 | 17 | 0 |
| **DOLPHINS** | **271** | **3069** | **11.3** | **77** | **18** |
| **OPPONENTS** | **294** | **3429** | **11.7** | **73t** | **20** |

| INTERCEPTIONS | NO. | YDS. | AVG. | LG | TD |
|---|---|---|---|---|---|
| Surtain | 6 | 79 | 13.2 | 40t | 1 |
| Marion | 5 | 99 | 19.8 | 62 | 0 |
| Madison | 3 | 15 | 5.0 | 15 | 0 |
| Fletcher | 2 | 30 | 15.0 | 30 | 0 |
| Rodgers | 2 | 28 | 14.0 | 21 | 0 |
| Thomas | 1 | 7 | 7.0 | 07 | 0 |
| Haley | 1 | 0 | 0.0 | 00 | 0 |
| Wooden | 1 | 0 | 0.0 | 00 | 0 |
| **DOLPHINS** | **21** | **258** | **12.3** | **62** | **1** |
| **OPPONENTS** | **15** | **319** | **21.3** | **89t** | **2** |

| PUNTING | NO. | YDS. | AVG. | LG | BK |
|---|---|---|---|---|---|
| Royals | 69 | 2772 | 40.2 | 56 | 0 |
| **DOLPHINS** | **69** | **2772** | **40.2** | **56** | **0** |
| **OPPONENTS** | **80** | **3432** | **42.9** | **65** | **0** |

| PUNT RET. | NO. | YDS. | AVG. | LG | TD |
|---|---|---|---|---|---|
| Ward | 16 | 169 | 10.6 | 34 | 0 |
| Johnson | 8 | 69 | 8.6 | 13 | 0 |
| Baker | 7 | 55 | 7.9 | 21 | 0 |
| **DOLPHINS** | **31** | **293** | **9.5** | **34** | **0** |
| **OPPONENTS** | **39** | **273** | **7.0** | **43** | **0** |

| KICKOFF RET. | NO. | YDS. | AVG. | LG | TD |
|---|---|---|---|---|---|
| Minor | 46 | 1071 | 23.3 | 66 | 0 |
| Johnson | 12 | 330 | 27.5 | 49 | 0 |
| Konrad | 2 | 33 | 16.5 | 18 | 0 |
| Weaver | 2 | 23 | 11.5 | 18 | 0 |
| Fletcher | 1 | 0 | 0.0 | 00 | 0 |
| McKnight | 0 | 26 | – | 26 | 0 |
| **DOLPHINS** | **63** | **1483** | **23.5** | **66** | **0** |
| **OPPONENTS** | **69** | **1540** | **22.3** | **56** | **0** |

| SCORING | Ru | Pa | Rt | PAT | FG | S | 2 | TP |
|---|---|---|---|---|---|---|---|---|
| Mare | 0 | 0 | 0 | 42/43 | 24/31 | 0 | 0 | 114 |
| R. Williams | 16 | 1 | 0 | 0/0 | 0/0 | 0 | 0 | 102 |
| McMichael | 0 | 4 | 0 | 0/0 | 0/0 | 0 | 0 | 24 |
| Chambers | 0 | 3 | 0 | 0/0 | 0/0 | 0 | 0 | 18 |
| Fiedler | 3 | 0 | 0 | 0/0 | 0/0 | 0 | 0 | 18 |
| Konrad | 0 | 3 | 0 | 0/0 | 0/0 | 0 | 0 | 18 |
| Weaver | 0 | 3 | 0 | 0/0 | 0/0 | 0 | 0 | 18 |
| Edwards | 1 | 1 | 0 | 0/0 | 0/0 | 0 | 0 | 12 |
| Lucas | 2 | 0 | 0 | 0/0 | 0/0 | 0 | 0 | 12 |
| McKnight | 0 | 2 | 0 | 0/0 | 0/0 | 0 | 0 | 12 |
| Minor | 2 | 0 | 0 | 0/0 | 0/0 | 0 | 0 | 12 |
| Carter | 0 | 1 | 0 | 0/0 | 0/0 | 0 | 0 | 6 |
| Gamble | 0 | 0 | 1 | 0/0 | 0/0 | 0 | 0 | 6 |
| Surtain | 0 | 0 | 1 | 0/0 | 0/0 | 0 | 0 | 6 |
| **DOLPHINS** | **24** | **18** | **2** | **42/43** | **24/31** | **0** | **0** | **378** |
| **OPPONENTS** | **9** | **20** | **2** | **27/27** | **28/30** | **0** | **0** | **301** |

| FIELD GOALS | 1-19 | 20-29 | 30-39 | 40-49 | 50+ |
|---|---|---|---|---|---|
| Mare | 0/0 | 13/14 | 2/3 | 7/11 | 2/3 |
| **DOLPHINS** | **0/0** | **13/14** | **2/3** | **7/11** | **2/3** |
| **OPPONENTS** | **0/0** | **9/9** | **8/8** | **6/8** | **5/5** |

**TWO-POINT CONVERSIONS**

**DOLPHINS 0-1, OPPONENTS 2-4**

**SACKS**

Taylor 18.5, Ogunleye 9.5, J. Williams 6.0, Burnett 4.0, D. Bowens 1.5, Chester 1.5, Freeman 1.5, Surtain 1.5, Greenwood 1.0, McGarrahan 1.0, Haley 0.5, Thomas 0.5.

**DOLPHINS 47.0, OPPONENTS 25.0**

**USUAL STARTERS**

**OFFENSE**

WR – James McKnight (8), Oronde Gadsden (6), Cris Carter (1), Dedric Ward (1)
LT – Mark Dixon (12), Marcus Spriggs (4)
LG – Jamie Nails (14), *Seth McKinney (2)
C – Tim Ruddy (16)
RG – Todd Perry (16)
RT – Todd Wade (16)
TE – *Randy McMichael (16)
WR – Chris Chambers (15), James McKnight (1)
QB – Jay Fiedler (10), Ray Lucas (6)
RB – Ricky Williams (16)
FB – Rob Konrad (12)
2TE – Jed Weaver (4)

**DEFENSE**

LDE – Adewale Ogunleye (16)
LDT – Tim Bowens (16)
RDT – Larry Chester (16)
RDE – Jason Taylor (16)
LLB – Derrick Rodgers (15)
MLB – Zach Thomas (16)
RLB – Morlon Greenwood (14)
LCB – Patrick Surtain (14), Jamar Fletcher (2)
RCB – Sam Madison (16)
SS – Arturo Freeman (16)
FS – Brock Marion (16)
5DB – Jamar Fletcher (2)
6DB – Shawn Wooden (1)

* Indicates Rookie

| PASSING | ATT. | COMP. | YDS. | PCT. | TD | INT. | LG | SCK/LST | RATING |
|---|---|---|---|---|---|---|---|---|---|
| Fiedler | 292 | 179 | 2024 | 61.3 | 14 | 9 | 59t | 13/89 | 85.2 |
| Lucas | 160 | 92 | 1045 | 57.5 | 4 | 6 | 77 | 12/90 | 69.9 |
| Rosenfels | 3 | 0 | 0 | 0.0 | 0 | 0 | 00 | 0/0 | 39.6 |
| **DOLPHINS** | **455** | **271** | **3069** | **59.6** | **18** | **15** | **77** | **25/179** | **79.3** |
| **OPPONENTS** | **520** | **294** | **3429** | **56.5** | **20** | **21** | **73t** | **47/327** | **72.7** |

# 2003 FINAL STATISTICS (10-6)

| DATE | OPPONENT | SCORE | W/L | ATT. |
|---|---|---|---|---|
| 9/7 | HOUSTON | 20-21 | L | 73,010 |
| 9/14 | at N.Y. Jets | 21-10 | W | 77,461 |
| 9/21 | BUFFALO | 17-7 | W | 73,458 |
| 10/5 | at N.Y. Giants | 23-10 | W | 78,863 |
| 10/12 | at Jacksonville | 24-10 | W | 66,437 |
| 10/19 | NEW ENGLAND | 13-19 (OT) | L | 73,650 |
| 10/27 | at San Diego | 26-10 | W | 73,014 |
| 11/2 | INDIANAPOLIS | 17-23 | L | 73,258 |
| 11/9 | at Tennessee | 7-31 | L | 68,809 |
| 11/16 | BALTIMORE | 9-6 (OT) | W | 73,333 |
| 11/23 | WASHINGTON | 24-23 | W | 73,578 |
| 11/27 | at Dallas | 40-21 | W | 64,110 |
| 12/7 | at New England | 0-12 | L | 68,436 |
| 12/15 | PHILADELPHIA | 27-34 | L | 73,780 |
| 12/21 | at Buffalo | 20-3 | W | 73,319 |
| 12/28 | N.Y. JETS | 23-21 | W | 73,720 |

| TEAM STATISTICS | MIA. | OPP. |
|---|---|---|
| TOTAL FIRST DOWNS | 266 | 283 |
| By Rushing | 99 | 82 |
| By Passing | 145 | 171 |
| By Penalty | 22 | 30 |
| Third Down: Made/Att. | 67/205 | 81/222 |
| Third Down Efficiency | 32.7 | 36.5 |
| Fourth Down: Made/Att. | 5/10 | 2/12 |
| Fourth Down Efficiency | 50.0 | 16.7 |
| POSSESSION AVERAGE | 29:49 | 30:11 |
| TOTAL NET YARDS | 4609 | 4787 |
| Average Per Game | 288.1 | 299.2 |
| Total Plays | 968 | 1014 |
| Avgerage Per Play | 4.8 | 4.7 |
| NET YARDS RUSHING | 1817 | 1452 |
| Average Per Game | 113.6 | 90.8 |
| Total Rushes | 487 | 441 |
| NET YARDS PASSING | 2792 | 3335 |
| Average Per Game | 174.5 | 208.4 |
| Sacked/Yards Lost | 31/209 | 44/253 |
| Gross Yards | 3001 | 3588 |
| Attempts/Completions | 450/257 | 529/319 |
| Completion Percentage | 57.1 | 60.3 |
| Had Intercepted | 19 | 22 |
| PUNTS/AVERAGE | 84/39.0 | 80/41.2 |
| NET PUNTING AVERAGE | 84/34.9 | 80/36.1 |
| PENALTIES/YARDS | 103/913 | 98/766 |
| FUMBLES/BALL LOST | 26/15 | 26/14 |
| TOUCHDOWNS | 35 | 26 |
| By Rushing | 14 | 11 |
| By Passing | 17 | 12 |
| By Returns | 4 | 3 |

| Score by Quarters | 1 | 2 | 3 | 4 | OT | Total |
|---|---|---|---|---|---|---|
| DOLPHINS | 68 | 124 | 44 | 72 | 3 | 311 |
| OPPONENTS | 49 | 86 | 48 | 72 | 6 | 261 |

| RUSHING | NO. | YDS. | AVG. | LG | TD |
|---|---|---|---|---|---|
| R. Williams | 392 | 1372 | 3.5 | 45 | 9 |
| Minor | 41 | 193 | 4.7 | 26 | 1 |
| Fiedler | 34 | 88 | 2.6 | 14 | 3 |
| McKnight | 2 | 75 | 37.5 | 68t | 1 |
| Chambers | 4 | 30 | 7.5 | 12 | 0 |
| Turk | 3 | 30 | 10.0 | 23 | 0 |
| Konrad | 4 | 17 | 4.3 | 11 | 0 |
| Griese | 5 | 15 | 3.0 | 9 | 0 |
| Rosenfels | 1 | -1 | -1.0 | -1 | 0 |
| O. Ayanbadejo | 1 | -2 | -2.0 | -2 | 0 |
| **DOLPHINS** | **487** | **1817** | **3.7** | **68t** | **14** |
| **OPPONENTS** | **441** | **1452** | **3.3** | **28** | **11** |

| RECEIVING | NO. | YDS. | AVG. | LG | TD |
|---|---|---|---|---|---|
| Chambers | 64 | 963 | 15.0 | 57t | 11 |
| R. Williams | 50 | 351 | 7.0 | 59 | 1 |
| McMichael | 49 | 598 | 12.2 | 46 | 2 |
| Thompson | 26 | 359 | 13.8 | 31 | 0 |
| McKnight | 23 | 285 | 12.4 | 80t | 2 |
| Konrad | 16 | 166 | 10.4 | 25 | 0 |
| O. Ayanbadejo | 12 | 53 | 4.4 | 12 | 0 |
| Lee | 7 | 110 | 15.7 | 25 | 1 |
| Gadsden | 4 | 48 | 12.0 | 23 | 0 |
| Minor | 4 | 13 | 3.3 | 12 | 0 |
| Newson | 2 | 55 | 27.5 | 37 | 0 |
| **DOLPHINS** | **257** | **3001** | **11.7** | **80t** | **17** |
| **OPPONENTS** | **319** | **3588** | **11.2** | **82t** | **12** |

| INTERCEPTIONS | NO. | YDS. | AVG. | LG | TD |
|---|---|---|---|---|---|
| Surtain | 7 | 59 | 8.4 | 32 | 0 |
| Knight | 3 | 98 | 32.7 | 70 | 0 |
| Madison | 3 | 82 | 27.3 | 36 | 1 |
| Thomas | 3 | 21 | 7.0 | 19 | 0 |
| Marion | 3 | 3 | 1.0 | 03 | 0 |
| Buckley | 2 | 75 | 37.5 | 74t | 1 |
| Zgonina | 1 | 0 | 0.0 | 00 | 0 |
| **DOLPHINS** | **22** | **338** | **15.4** | **74t** | **2** |
| **OPPONENTS** | **19** | **194** | **10.2** | **54t** | **3** |

| PUNTING | NO. | YDS. | AVG. | LG | BK |
|---|---|---|---|---|---|
| Turk | 68 | 2631 | 38.7 | 57 | 0 |
| Royals | 16 | 643 | 40.2 | 50 | 0 |
| **DOLPHINS** | **84** | **3274** | **39.0** | **57** | **0** |
| **OPPONENTS** | **80** | **3294** | **41.2** | **64** | **0** |

| PUNT RET. | NO. | YDS. | AVG. | LG | TD |
|---|---|---|---|---|---|
| Rogers | 21 | 186 | 8.9 | 48 | 0 |
| Simmons | 8 | 100 | 12.5 | 32 | 0 |
| Buckley | 1 | 2 | 2.0 | 02 | 0 |
| Newson | 1 | 0 | 0.0 | 00 | 0 |
| **DOLPHINS** | **31** | **288** | **9.3** | **48** | **0** |
| **OPPONENTS** | **29** | **185** | **6.4** | **26** | **0** |

| KICKOFF RET. | NO. | YDS. | AVG. | LG | TD |
|---|---|---|---|---|---|
| Minor | 34 | 727 | 21.4 | 49 | 0 |
| Rogers | 19 | 383 | 20.2 | 33 | 0 |
| Simmons | 3 | 64 | 21.3 | 34 | 0 |
| Lee | 1 | 0 | 0.0 | 00 | 0 |
| McKnight | 0 | 28 | – | 28 | 0 |
| **DOLPHINS** | **57** | **1202** | **21.1** | **49** | **0** |
| **OPPONENTS** | **47** | **1010** | **21.5** | **73** | **0** |

| SCORING | Ru | Pa | Rt | PAT | FG | S | 2 | TP |
|---|---|---|---|---|---|---|---|---|
| Mare | 0 | 0 | 0 | 33/34 | 22/29 | 0 | 0 | 99 |
| Chambers | 0 | 11 | 0 | 0/0 | 0/0 | 0 | 0 | 66 |
| R. Williams | 9 | 1 | 0 | 0/0 | 0/0 | 0 | 0 | 60 |
| Fiedler | 3 | 0 | 0 | 0/0 | 0/0 | 0 | 0 | 18 |
| McKnight | 1 | 2 | 0 | 0/0 | 0/0 | 0 | 0 | 18 |
| McMichael | 0 | 2 | 1 | 0/0 | 0/0 | 0 | 0 | 18 |
| Taylor | 0 | 0 | 1 | 0/0 | 0/0 | 1 | 0 | 8 |
| Buckley | 0 | 0 | 1 | 0/0 | 0/0 | 0 | 0 | 6 |
| Lee | 0 | 1 | 0 | 0/0 | 0/0 | 0 | 0 | 6 |
| Madison | 0 | 0 | 1 | 0/0 | 0/0 | 0 | 0 | 6 |
| Minor | 1 | 0 | 0 | 0/0 | 0/0 | 0 | 0 | 6 |
| **DOLPHINS** | **14** | **17** | **4** | **33/34** | **22/29** | **1** | **0** | **311** |
| **OPPONENTS** | **11** | **12** | **3** | **23/23** | **26/31** | **2** | **0** | **261** |

| FIELD GOALS | 1-19 | 20-29 | 30-39 | 40-49 | 50+ |
|---|---|---|---|---|---|
| Mare | 0/0 | 9/9 | 3/6 | 6/8 | 4/6 |
| **DOLPHINS** | **0/0** | **9/9** | **3/6** | **6/8** | **4/6** |
| **OPPONENTS** | **0/0** | **10/11** | **8/9** | **5/6** | **3/5** |

**TWO-POINT CONVERSIONS**

**DOLPHINS 0-1, OPPONENTS 0-2**

**SACKS**

Ogunleye 15.0, Taylor 13.0, Seau 3.0, Zgonina 3.0, J. Williams 2.5, T. Bowens 2.0, Burnett 2.0, D. Bowens 1.0, Freeman 1.0, Thomas 1.0, Greenwood 0.5.

**DOLPHINS 44.0, OPPONENTS 31.0**

**USUAL STARTERS**

**OFFENSE**

WR – Chris Chambers (16)
LT – *Wade Smith (16)
LG – Jamie Nails (15), Seth McKinney (1)
C – Tim Ruddy (14), Seth McKinney (2)
RG – Todd Perry (15), Greg Jerman (1)
RT – Todd Wade (16)
TE – Randy McMichael (16)
WR – Derrius Thompson (12), James McKnight (1)
QB – Jay Fiedler (11), Brian Griese (5)
FB – Rob Konrad (12), Obafemi Ayanbadejo (2)
RB – Ricky Williams (16)
2TE – *Donald Lee (5)

**DEFENSE**

LDE – Adewale Ogunleye (16)
LDT – Tim Bowens (13), Jeff Zgonina (2), Dario Romero (1)
RDT – Larry Chester (15), Jeff Zgonina (1)
RDE – Jason Taylor (16)
LLB – Junior Seau (15), Tommy Hendricks (1)
MLB – Zach Thomas (15), Tommy Hendricks (1)
RLB – Morlon Greenwood (11)
LCB – Patrick Surtain (15), Terrell Buckley (1)
RCB – Sam Madison (16)
SS – Sammy Knight (16)
FS – Brock Marion (16)
5DB – Terrell Buckley (4), Trent Gamble (1)

* Indicates Rookie

| PASSING | ATT. | COMP. | YDS. | PCT. | TD | INT. | LG | SCK/LST | RATING |
|---|---|---|---|---|---|---|---|---|---|
| Fiedler | 314 | 179 | 2138 | 57.0 | 11 | 13 | 59 | 19/126 | 72.4 |
| Griese | 130 | 74 | 813 | 56.9 | 5 | 6 | 80t | 12/83 | 69.2 |
| Rosenfels | 6 | 4 | 50 | 66.7 | 1 | 0 | 21t | 0/0 | 131.9 |
| **DOLPHINS** | **450** | **257** | **3001** | **57.1** | **17** | **19** | **80t** | **31/209** | **72.5** |
| **OPPONENTS** | **529** | **319** | **3588** | **60.3** | **12** | **22** | **82t** | **44/253** | **70.8** |

# 2004 FINAL STATISTICS (4-12)

| DATE | OPPONENT | SCORE | W/L | ATT. |
|---|---|---|---|---|
| 9/11 | TENNESSEE | 7-17 | L | 69,987 |
| 9/19 | at Cincinnati | 13-16 | L | 65,705 |
| 9/26 | PITTSBURGH | 3-13 | L | 72,225 |
| 10/3 | N.Y. JETS | 9-17 | L | 73,157 |
| 10/10 | at New England | 10-24 | L | 68,756 |
| 10/17 | at Buffalo | 13-20 | L | 72,714 |
| 10/24 | ST. LOUIS | 31-14 | W | 72,945 |
| 11/1 | at N.Y. Jets | 14-41 | L | 78,216 |
| 11/7 | ARIZONA | 23-24 | L | 72,612 |
| 11/21 | at Seattle | 17-24 | L | 66,644 |
| 11/28 | at San Francisco | 24-17 | W | 66,156 |
| 12/5 | BUFFALO | 32-42 | L | 73,084 |
| 12/12 | at Denver | 17-20 | L | 75,027 |
| 12/20 | NEW ENGLAND | 29-28 | W | 73,629 |
| 12/26 | CLEVELAND | 10-7 | W | 73,169 |
| 1/2 | at Baltimore | 23-30 | L | 69,843 |

| TEAM STATISTICS | MIA. | OPP. |
|---|---|---|
| TOTAL FIRST DOWNS | 267 | 281 |
| By Rushing | 71 | 107 |
| By Passing | 165 | 139 |
| By Penalty | 31 | 35 |
| Third Down: Made/Att. | 80/232 | 72/223 |
| Third Down Efficiency | 34.5 | 32.3 |
| Fourth Down: Made/Att | 8/16 | 8/11 |
| Fourth Down Efficiency | 50.0 | 72.7 |
| POSSESSION AVERAGE | 28:20 | 31:40 |
| TOTAL NET YARDS | 4404 | 4894 |
| Average Per Game | 275.3 | 305.9 |
| Total Plays | 1022 | 1009 |
| Average Per Play | 4.3 | 4.9 |
| NET YARDS RUSHING | 1339 | 2302 |
| Average Per Game | 83.7 | 143.9 |
| Total Rushes | 384 | 539 |
| NET YARDS PASSING | 3065 | 2592 |
| Average Per Game | 191.6 | 162.0 |
| Sacked/Yards Lost | 52/326 | 36/223 |
| Gross Yards | 3391 | 2815 |
| Attempts/Completions | 586/309 | 434/244 |
| Completion Percentage | 52.7 | 56.2 |
| Had Intercepted | 26 | 15 |
| PUNTS/AVERAGE | 99/41.5 | 102/41.0 |
| NET PUNTING AVERAGE | 99/36.9 | 102/33.3 |
| PENALTIES/YARDS | 112/852 | 107/852 |
| FUMBLES/BALL LOST | 42/16 | 22/10 |
| TOUCHDOWNS | 31 | 42 |
| Rushing | 10 | 12 |
| Passing | 19 | 20 |
| Returns | 2 | 10 |

| Score by Quarters | 1 | 2 | 3 | 4 | OT | Total |
|---|---|---|---|---|---|---|
| DOLPHINS | 79 | 59 | 34 | 103 | 0 | 275 |
| OPPONENTS | 79 | 88 | 95 | 92 | 0 | 354 |

| RUSHING | NO. | YDS. | AVG. | LG | TD |
|---|---|---|---|---|---|
| Morris | 132 | 523 | 4.0 | 35t | 6 |
| Minor | 109 | 388 | 3.6 | 34 | 3 |
| Henry | 46 | 141 | 3.1 | 53 | 0 |
| Chambers | 9 | 76 | 8.4 | 24 | 0 |
| Gordon | 35 | 64 | 1.8 | 11 | 0 |
| Fiedler | 12 | 59 | 4.9 | 26 | 0 |
| Forsey | 19 | 53 | 2.8 | 15 | 0 |
| Konrad | 2 | 18 | 9.0 | 15 | 0 |
| Feeley | 14 | 13 | 0.9 | 07t | 1 |
| King | 4 | 9 | 2.3 | 03 | 0 |
| Turk | 1 | 3 | 3.0 | 03 | 0 |
| Booker | 1 | -8 | -8.0 | -8 | 0 |
| **DOLPHINS** | **384** | **1339** | **3.5** | **53** | **10** |
| **OPPONENTS** | **539** | **2302** | **4.3** | **62** | **12** |

| RECEIVING | NO. | YDS. | AVG. | LG | TD |
|---|---|---|---|---|---|
| McMichael | 73 | 791 | 10.8 | 42t | 4 |
| Chambers | 69 | 898 | 13.0 | 76t | 7 |
| Booker | 50 | 638 | 12.8 | 45 | 1 |
| Thompson | 23 | 359 | 15.6 | 36 | 4 |
| Morris | 22 | 124 | 5.6 | 24 | 0 |
| Gilmore | 15 | 206 | 13.7 | 37 | 1 |
| Lee | 13 | 110 | 8.5 | 15t | 1 |
| Minor | 13 | 75 | 5.8 | 20 | 0 |
| Gordon | 13 | 74 | 5.7 | 20 | 0 |
| Konrad | 8 | 69 | 8.6 | 20t | 1 |
| Martin | 4 | 15 | 3.8 | 07 | 0 |
| Henry | 3 | 12 | 4.0 | 07 | 0 |
| Bellamy | 1 | 8 | 8.0 | 08 | 0 |
| King | 1 | 8 | 8.0 | 08 | 0 |
| Easlick | 1 | 4 | 4.0 | 04 | 0 |
| **DOLPHINS** | **309** | **3391** | **11.0** | **76t** | **19** |
| **OPPONENTS** | **244** | **2815** | **11.5** | **69t** | **20** |

| INTERCEPTIONS | NO. | YDS. | AVG. | LG | TD |
|---|---|---|---|---|---|
| Freeman | 4 | 59 | 14.8 | 47 | 0 |
| Knight | 4 | 32 | 8.0 | 32 | 0 |
| Surtain | 4 | 2 | 0.5 | 02 | 0 |
| Ayanbadejo | 1 | 2 | 2.0 | 02 | 0 |
| J. Williams | 1 | 0 | 0.0 | 00 | 0 |
| Taylor | 1 | -3 | -3.0 | -3 | 0 |
| **DOLPHINS** | **15** | **92** | **6.1** | **47** | **0** |
| **OPPONENTS** | **26** | **464** | **17.8** | **66t** | **8** |

| PUNTING | NO. | YDS. | AVG. | LG | BK |
|---|---|---|---|---|---|
| Turk | 98 | 4088 | 41.7 | 67 | 0 |
| Mare | 1 | 19 | 19.0 | 19 | 0 |
| **DOLPHINS** | **99** | **4107** | **41.5** | **67** | **0** |
| **OPPONENTS** | **102** | **4177** | **41.0** | **63** | **0** |

| PUNT RET. | NO. | YDS. | AVG. | LG | TD |
|---|---|---|---|---|---|
| Welker | 43 | 464 | 10.8 | 71 | 0 |
| Brightful | 9 | 89 | 9.9 | 36 | 0 |
| Gilmore | 0 | 11 | – | 11 | 0 |
| **DOLPHINS** | **52** | **564** | **10.8** | **71** | **0** |
| **OPPONENTS** | **45** | **258** | **5.7** | **24** | **0** |

| KICKOFF RET. | NO. | YDS. | AVG. | LG | TD |
|---|---|---|---|---|---|
| Welker | 57 | 1313 | 23.0 | 95t | 1 |
| Brightful | 5 | 126 | 25.2 | 32 | 0 |
| Gilmore | 5 | 114 | 22.8 | 53 | 0 |
| Morris | 1 | 27 | 27.0 | 27 | 0 |
| Poole | 1 | 22 | 22.0 | 22 | 0 |
| Wyrick | 1 | 58 | 58.0 | 58 | 0 |
| **DOLPHINS** | **70** | **1660** | **23.7** | **95t** | **1** |
| **OPPONENTS** | **51** | **1114** | **21.8** | **104t** | **1** |

| SCORING | Ru | Pa | Rt | PAT | FG | S | 2 | TP |
|---|---|---|---|---|---|---|---|---|
| Mare | 0 | 0 | 0 | 18/18 | 12/16 | 0 | 0 | 54 |
| Chambers | 0 | 7 | 0 | 0/0 | 0/0 | 0 | 1 | 44 |
| Morris | 6 | 0 | 0 | 0/0 | 0/0 | 0 | 0 | 36 |
| McMichael | 0 | 4 | 0 | 0/0 | 0/0 | 0 | 1 | 26 |
| Thompson | 0 | 4 | 0 | 0/0 | 0/0 | 0 | 0 | 24 |
| Minor | 3 | 0 | 0 | 0/0 | 0/0 | 0 | 0 | 18 |
| Bryant | 0 | 0 | 0 | 7/7 | 3/3 | 0 | 0 | 16 |
| Welker | 0 | 0 | 1 | 1/1 | 1/1 | 0 | 0 | 10 |
| Gramatica | 0 | 0 | 0 | 0/1 | 3/3 | 0 | 0 | 9 |
| Booker | 0 | 1 | 0 | 0/0 | 0/0 | 0 | 0 | 6 |
| Feeley | 1 | 0 | 0 | 0/0 | 0/0 | 0 | 0 | 6 |
| Gilmore | 0 | 1 | 0 | 0/0 | 0/0 | 0 | 0 | 6 |
| Konrad | 0 | 1 | 0 | 0/0 | 0/0 | 0 | 0 | 6 |
| Lee | 0 | 1 | 0 | 0/0 | 0/0 | 0 | 0 | 6 |
| Pope | 0 | 0 | 1 | 0/0 | 0/0 | 0 | 0 | 6 |
| Knight | 0 | 0 | 0 | 0/0 | 0/0 | 1 | 0 | 2 |
| **DOLPHINS** | **10** | **19** | **2** | **26/27** | **19/23** | **1** | **2** | **275** |
| **OPPONENTS** | **12** | **20** | **10** | **42/42** | **20/28** | **0** | **0** | **354** |

| FIELD GOALS | 1-19 | 20-29 | 30-39 | 40-49 | 50+ |
|---|---|---|---|---|---|
| Mare | 0/0 | 1/2 | 6/7 | 3/4 | 2/3 |
| Bryant | 0/0 | 1/1 | 0/0 | 2/2 | 0/0 |
| Gramatica | 0/0 | 2/2 | 1/1 | 0/0 | 0/0 |
| Welker | 0/0 | 1/1 | 0/0 | 0/0 | 0/0 |
| **DOLPHINS** | **0/0** | **5/6** | **7/8** | **5/6** | **2/3** |
| **OPPONENTS** | **2/2** | **5/5** | **4/7** | **6/11** | **3/3** |

### TWO-POINT CONVERSIONS

Chambers 1, McMichael 1.

**DOLPHINS 2-4, OPPONENTS 0-0**

### SACKS

Taylor 9.5, D. Bowens 7.0, Zgonina 5.0, Romero 3.5, Pope 2.0, Thomas 2.0, J. Williams 2.0, Ahanotu TM 1.0, Edwards TM 1.0, Poole 1.0, Seau 1.0, Surtain 1.0.

**DOLPHINS 36.0, OPPONENTS 52.0**

### USUAL STARTERS

**OFFENSE**

WR – Marty Booker (15), Bryan Gilmore (1)
LT – Damion McIntosh (14), Wade Smith (2)
LG – Jeno James (14), *Rex Hadnot (2)
C – Seth McKinney (16)
RG – Taylor Whitley (11), *Rex Hadnot (5)
RT – John St. Clair (14), *Vernon Carey (2)
TE – Randy McMichael (16)
WR – Chris Chambers (15), Bryan Gilmore (1)
QB – A.J. Feeley (8), Jay Fiedler (7), Sage Rosenfels (1)
RB – Sammy Morris (8), Travis Minor (4), Lamar Gordon (2), Leonard Henry (2)
FB – *Doug Easlick (1), Rob Konrad (1), Jamar Martin (1)
3WR – Derrius Thompson (3)
2TE – Donald Lee (10)

**DEFENSE**

LDE – David Bowens (15), Jay Williams (1)
LDT – Bryan Robinson (10), Jeff Zgonina (4), Tim Bowens (2)
RDT – Jeff Zgonina (10), Bryan Robinson (3), Larry Chester (2), Dario Romero (1)
RDE – Jason Taylor (16)
LLB – Morlon Greenwood (8), Junior Seau (8)
MLB – Zach Thomas (13), *Derrick Pope (3)
RLB – Morlon Greenwood (7), Eddie Moore (3), Brendan Ayanbadejo (2)
LCB – Patrick Surtain (15), *Will Poole (1)
RCB – Sam Madison (16)
SS – Sammy Knight (16)
FS – Antuan Edwards (9), Arturo Freeman (7)
5DB – Reggie Howard (3), Arturo Freeman (1)

* Indicates Rookie

| PASSING | ATT. | COMP. | YDS. | PCT. | TD | INT. | LG | SCK/LST | RATING |
|---|---|---|---|---|---|---|---|---|---|
| Feeley | 356 | 191 | 1893 | 53.7 | 11 | 15 | 38 | 23/136 | 61.7 |
| Fiedler | 190 | 101 | 1186 | 53.2 | 7 | 8 | 71t | 25/165 | 67.1 |
| Rosenfels | 39 | 16 | 264 | 41.0 | 1 | 3 | 76t | 3/16 | 41.0 |
| Booker | 1 | 1 | 48 | 100.0 | 0 | 0 | 48 | 0/0 | 118.8 |
| Morris | 0 | 0 | 0 | – | 0 | 0 | 00 | 1/9 | – |
| **DOLPHINS** | **586** | **309** | **3391** | **52.7** | **19** | **26** | **76t** | **52/326** | **62.5** |
| **OPPONENTS** | **434** | **244** | **2815** | **56.2** | **20** | **15** | **69t** | **36/223** | **76.9** |

# 2005 FINAL STATISTICS (9-7)

| DATE | OPPONENT | SCORE | W/L | ATT. |
|---|---|---|---|---|
| 9/11 | DENVER | 34-10 | W | 72,324 |
| 9/18 | at N.Y. Jets | 7-17 | L | 77,918 |
| 9/25 | CAROLINA | 27-24 | W | 72,288 |
| 10/9 | at Buffalo | 14-20 | L | 72,160 |
| 10/16 | at Tampa Bay | 13-27 | L | 65,168 |
| 10/21 | KANSAS CITY | 20-30 | L | 68,350 |
| 10/30 | at New Orleans | 21-6 | W | 61,643 |
| 11/6 | ATLANTA | 10-17 | L | 72,187 |
| 11/13 | NEW ENGLAND | 16-23 | L | 73,405 |
| 11/20 | at Cleveland | 0-22 | L | 72,773 |
| 11/27 | at Oakland | 33-21 | W | 49,097 |
| 12/4 | BUFFALO | 24-23 | W | 72,051 |
| 12/11 | at San Diego | 23-21 | W | 65,026 |
| 12/18 | N.Y. JETS | 24-20 | W | 72,650 |
| 12/24 | TENNESSEE | 24-10 | W | 72,001 |
| 1/1 | at New England | 28-26 | W | 68,756 |

| TEAM STATISTICS | MIA. | OPP. |
|---|---|---|
| TOTAL FIRST DOWNS | 274 | 319 |
| Rushing | 93 | 94 |
| Passing | 159 | 183 |
| Penalty | 22 | 42 |
| Third Down: Made/Att | 79/225 | 95/236 |
| Third Down Efficiency | 35.1 | 40.3 |
| Fourth Down: Made/Att | 6/15 | 8/19 |
| Fourth Down Efficiency | 40.0 | 42.1 |
| POSSESSION AVERAGE | 27:25 | 32:35 |
| TOTAL NET YARDS | 5198 | 5078 |
| Average Per Game | 324.9 | 317.4 |
| Total Plays | 1026 | 1078 |
| Average Per Play | 5.1 | 4.7 |
| NET YARDS RUSHING | 1898 | 1771 |
| Average Per Game | 118.6 | 110.7 |
| Total Rushes | 444 | 480 |
| NET YARDS PASSING | 3300 | 3307 |
| Average Per Game | 206.3 | 206.7 |
| Sacked/Yards Lost | 26/158 | 49/375 |
| Gross Yards | 3458 | 3682 |
| Attempts/Completions | 556/291 | 549/323 |
| Completion Percentage | 52.3 | 58.8 |
| Had Intercepted | 16 | 14 |
| PUNTS/AVERAGE | 89/43.1 | 92/43.0 |
| NET PUNTING AVERAGE | 89/39.0 | 92/37.0 |
| PENALTIES/YARDS | 132/1055 | 105/827 |
| FUMBLES/BALL LOST | 31/14 | 35/17 |
| TOUCHDOWNS | 34 | 35 |
| Rushing | 11 | 11 |
| Passing | 22 | 23 |
| Returns | 1 | 1 |

| Score by Quarters | 1 | 2 | 3 | 4 | OT | Total |
|---|---|---|---|---|---|---|
| DOLPHINS | 44 | 78 | 57 | 139 | 0 | 318 |
| OPPONENTS | 94 | 67 | 71 | 85 | 0 | 317 |

| RUSHING | NO. | YDS. | AVG. | LG | TD |
|---|---|---|---|---|---|
| Brown | 207 | 907 | 4.4 | 65t | 4 |
| Williams | 168 | 743 | 4.4 | 35 | 6 |
| Chambers | 12 | 92 | 7.7 | 61 | 0 |
| Frerotte | 27 | 61 | 2.3 | 14 | 0 |
| Morris | 16 | 58 | 3.6 | 09t | 1 |
| Minor | 5 | 17 | 3.4 | 09 | 0 |
| Rosenfels | 6 | 15 | 2.5 | 12 | 0 |
| Welker | 1 | 5 | 5.0 | 05 | 0 |
| Evans | 1 | 0 | 0.0 | 00 | 0 |
| D. Jones | 1 | 0 | 0.0 | 00 | 0 |
| **DOLPHINS** | **444** | **1898** | **4.3** | **65t** | **11** |
| **OPPONENTS** | **480** | **1771** | **3.7** | **75t** | **11** |

| RECEIVING | NO. | YDS. | AVG. | LG | TD |
|---|---|---|---|---|---|
| Chambers | 82 | 1118 | 13.6 | 77t | 11 |
| McMichael | 60 | 582 | 9.7 | 30t | 5 |
| Booker | 39 | 686 | 17.6 | 60t | 3 |
| Brown | 32 | 232 | 7.3 | 38 | 1 |
| Welker | 29 | 434 | 15.0 | 47 | 0 |
| Williams | 17 | 93 | 5.5 | 19 | 0 |
| Diamond | 8 | 54 | 6.8 | 18 | 0 |
| Morris | 8 | 54 | 6.8 | 18 | 0 |
| Gilmore | 5 | 105 | 21.0 | 44t | 1 |
| Boston | 4 | 80 | 20.0 | 54 | 0 |
| Evans | 4 | 17 | 4.3 | 05 | 0 |
| Holmes | 1 | 2 | 2.0 | 02 | 0 |
| Heller | 1 | 1 | 1.0 | 01t | 1 |
| Minor | 1 | 0 | 0.0 | 00 | 0 |
| **DOLPHINS** | **291** | **3458** | **11.9** | **77t** | **22** |
| **OPPONENTS** | **323** | **3682** | **11.4** | **60t** | **23** |

| INTERCEPTIONS | NO. | YDS. | AVG. | LG | TD |
|---|---|---|---|---|---|
| Schulters | 4 | 78 | 19.5 | 37 | 0 |
| Tillman | 3 | 38 | 12.7 | 22 | 0 |
| Madison | 2 | 11 | 5.5 | 11 | 0 |
| Howard | 1 | 5 | 5.0 | 05 | 0 |
| Daniels | 1 | 4 | 4.0 | 04 | 0 |
| Bell | 1 | 0 | 0.0 | 00 | 0 |
| Spragan | 1 | 0 | 0.0 | 00 | 0 |
| Z. Thomas | 1 | 0 | 0.0 | 00 | 0 |
| **DOLPHINS** | **14** | **136** | **9.7** | **37** | **0** |
| **OPPONENTS** | **16** | **127** | **7.9** | **33** | **0** |

| PUNTING | NO. | YDS. | AVG. | LG | BK |
|---|---|---|---|---|---|
| D. Jones | 88 | 3827 | 43.5 | 63 | 0 |
| Mare | 1 | 8 | 8.0 | 8 | 0 |
| **DOLPHINS** | **89** | **3835** | **43.1** | **63** | **0** |
| **OPPONENTS** | **92** | **3957** | **43.0** | **63** | **0** |

| PUNT RET. | NO. | YDS. | AVG. | LG | TD |
|---|---|---|---|---|---|
| Welker | 43 | 390 | 9.1 | 47 | 0 |
| **DOLPHINS** | **43** | **390** | **9.1** | **47** | **0** |
| **OPPONENTS** | **46** | **227** | **4.9** | **37** | **0** |

| KICKOFF RET. | NO. | YDS. | AVG. | LG | TD |
|---|---|---|---|---|---|
| Welker | 61 | 1379 | 22.6 | 46 | 0 |
| Gilmore | 3 | 84 | 28.0 | 29 | 0 |
| Minor | 2 | 22 | 11.0 | 19 | 0 |
| Bowens | 1 | 5 | 5.0 | 05 | 0 |
| Heller | 1 | 11 | 11.0 | 11 | 0 |
| **DOLPHINS** | **68** | **1501** | **22.1** | **46** | **0** |
| **OPPONENTS** | **56** | **1425** | **25.4** | **65** | **0** |

| SCORING | Ru | Pa | Rt | PAT | FG | S | 2 | TP |
|---|---|---|---|---|---|---|---|---|
| Mare | 0 | 0 | 0 | 33/33 | 25/30 | 0 | 0 | 108 |
| Chambers | 0 | 11 | 0 | 0/0 | 0/0 | 0 | 0 | 66 |
| Williams | 6 | 0 | 0 | 0/0 | 0/0 | 0 | 0 | 36 |
| Brown | 4 | 1 | 0 | 0/0 | 0/0 | 0 | 0 | 30 |
| McMichael | 0 | 5 | 0 | 0/0 | 0/0 | 0 | 0 | 30 |
| Booker | 0 | 3 | 0 | 0/0 | 0/0 | 0 | 0 | 18 |
| Taylor | 0 | 0 | 1 | 0/0 | 0/0 | 1 | 0 | 8 |
| Gilmore | 0 | 1 | 0 | 0/0 | 0/0 | 0 | 0 | 6 |
| Heller | 0 | 1 | 0 | 0/0 | 0/0 | 0 | 0 | 6 |
| Morris | 1 | 0 | 0 | 0/0 | 0/0 | 0 | 0 | 6 |
| Carter | 0 | 0 | 0 | 0/0 | 0/0 | 1 | 0 | 2 |
| Howard | 0 | 0 | 0 | 0/0 | 0/0 | 1 | 0 | 2 |
| **DOLPHINS** | **11** | **22** | **1** | **33/33** | **25/30** | **3** | **0** | **318** |
| **OPPONENTS** | **11** | **23** | **1** | **31/32** | **24/24** | **1** | **1** | **317** |

| FIELD GOALS | 1-19 | 20-29 | 30-39 | 40-49 | 50+ |
|---|---|---|---|---|---|
| Mare | 0/0 | 9/10 | 9/12 | 6/6 | 1/2 |
| **DOLPHINS** | **0/0** | **9/10** | **9/12** | **6/6** | **1/2** |
| **OPPONENTS** | **0/0** | **7/7** | **7/7** | **7/7** | **3/3** |

### TWO-POINT CONVERSIONS

**DOLPHINS 0-1, OPPONENTS 1-3**

### SACKS

Taylor 12, Bowens 6, Carter 6, Holliday 5, Bell 3, Howard 2, T. Jones 2, Schulters 2, Z. Thomas 2, Traylor 2, Zgonina 2, Roth 1, Seau 1, Spragan 1, Wright 1, Team 1.

**DOLPHINS 49.0, OPPONENTS 26.0**

### USUAL STARTERS

#### OFFENSE

WR – Chris Chambers (16)
LT – Damion McIntosh (16)
LG – Jeno James (16)
C – Seth McKinney (13), Rex Hadnot (3)
RG – Rex Hadnot (13), Alonzo Ephraim (3)
RT – Vernon Carey (14), Stockar McDougle (2)
TE – Randy McMichael (16)
WR – Marty Booker (12), Bryan Gilmore, (1)
QB – Gus Frerotte (15), Sage Rosenfels (1)
RB – *Ronnie Brown (13), Ricky Williams (3)
FB – Darian Barnes (6), Heath Evans (2), Sammy Morris (2), *Ronnie Brown (1)
2TE – Lorenzo Diamond (7)
3WR – Wes Welker (1)

#### DEFENSE

LDE – Kevin Carter (16)
LDT – Keith Traylor (13), Jeff Zgonina (3)
RDT – Vonnie Holliday (16)
RDE – Jason Taylor (16)
LLB – *Channing Crowder (11), Derrick Pope (2)
MLB – Zach Thomas (14), *Channing Crowder (2)
RLB – Donnie Spragan (9), Junior Seau (5)
LCB – *Travis Daniels (14), Reggie Howard (2)
SS – Travares Tillman (10), Tebucky Jones (6)
FS – Lance Schulters (16)
5DB – Reggie Howard (4)
6DB – Eddie Jackson (1)

* Indicates Rookie

| PASSING | ATT. | COMP. | YDS. | PCT. | TD | INT. | LG | SCK/LST | RATING |
|---|---|---|---|---|---|---|---|---|---|
| Frerotte | 494 | 257 | 2996 | 52.0 | 18 | 13 | 60t | 26/158 | 71.9 |
| Rosenfels | 61 | 34 | 462 | 55.7 | 4 | 3 | 77t | 0/0 | 81.5 |
| Booker | 1 | 0 | 0 | 0.00 | 0 | 0 | 00 | 0/0 | 39.6 |
| **DOLPHINS** | **556** | **291** | **3458** | **52.3** | **22** | **16** | **77t** | **26/158** | **72.8** |
| **OPPONENTS** | **549** | **323** | **3682** | **58.8** | **23** | **14** | **60t** | **49/375** | **82.4** |

# 2006 FINAL STATISTICS (9-7)

| DATE | OPPONENT | SCORE | W/L | ATT. |
|---|---|---|---|---|
| 9/7 | at Pittsburgh | 17-28 | L | 64,927 |
| 9/17 | BUFFALO | 6-16 | L | 72,797 |
| 9/24 | TENNESSEE | 13-10 | W | 72,733 |
| 10/1 | at Houston | 15-17 | L | 70,071 |
| 10/8 | at New England | 10-20 | L | 68,756 |
| 10/15 | at New York Jets | 17-20 | L | 77,439 |
| 10/22 | GREEN BAY | 24-34 | L | 73,548 |
| 11/5 | at Chicago | 31-13 | W | 62,206 |
| 11/12 | KANSAS CITY | 13-10 | W | 73,132 |
| 11/19 | MINNESOTA | 24-20 | W | 73,070 |
| 11/23 | at Detroit | 27-10 | W | 61,562 |
| 12/3 | Jacksonville | 10-24 | L | 73,160 |
| 12/10 | NEW ENGLAND | 21-0 | W | 74,033 |
| 12/17 | at Buffalo | 0-21 | L | 71,011 |
| 12/25 | N.Y. JETS | 10-13 | L | 73,500 |
| 12/31 | at Indianapolis | 22-27 | L | 57,310 |

| TEAM STATISTICS | MIA. | OPP. |
|---|---|---|
| TOTAL FIRST DOWNS | 281 | 267 |
| Rushing | 82 | 72 |
| Passing | 180 | 166 |
| Penalty | 19 | 29 |
| 3rd Down: Made/Att | 88/234 | 89/234 |
| 3rd Down Efficiency | 37.6 | 38.0 |
| 4th Down: Made/Att | 7/14 | 9/16 |
| 4th Down Efficiency | 50.0 | 56.3 |
| POSSESSION AVG | 30:01 | 29:59 |
| TOTAL NET YARDS | 4960 | 4625 |
| Average Per Game | 310.0 | 289.1 |
| Total Plays | 1034 | 1005 |
| Average Per Play | 4.8 | 4.6 |
| NET YARDS RUSHING | 1673 | 1618 |
| Average Per Game | 104.6 | 101.1 |
| Total Rushes | 402 | 461 |
| NET YARDS PASSING | 3287 | 3007 |
| Average Per Game | 205.4 | 187.9 |
| Sacked/Yards Lost | 41/290 | 47/268 |
| Gross Yards | 3577 | 3275 |
| Attempts/Completions | 591/342 | 497/279 |
| Completion Percentage | 57.9 | 56.1 |
| Had Intercepted | 19 | 8 |
| PUNTS/AVERAGE | 86/42.3 | 91/41.6 |
| NET PUNTING AVERAGE | 86/35.7 | 91/36.3 |
| PENALTIES/YARDS | 90/789 | 91/720 |
| FUMBLES/BALL LOST | 19/6 | 35/19 |
| TOUCHDOWNS | 26 | 31 |
| Rushing | 7 | 7 |
| Passing | 16 | 22 |
| Returns | 3 | 2 |

| Score by Quarters | 1 | 2 | 3 | 4 | OT | Total |
|---|---|---|---|---|---|---|
| DOLPHINS | 33 | 73 | 53 | 101 | 0 | 260 |
| OPPONENTS | 32 | 85 | 59 | 107 | 0 | 283 |

| RUSHING | NO. | YDS. | AVG. | LG | TD |
|---|---|---|---|---|---|
| Brown | 241 | 1008 | 4.2 | 47 | 5 |
| Morris | 92 | 400 | 4.3 | 55 | 1 |
| Chambers | 8 | 95 | 11.9 | 39 | 0 |
| Minor | 19 | 74 | 3.9 | 09 | 0 |
| Suggs | 6 | 26 | 4.3 | 07 | 0 |
| Harrington | 19 | 24 | 1.3 | 07 | 0 |
| Culpepper | 10 | 20 | 2.0 | 07 | 1 |
| Booker | 3 | 19 | 6.3 | 18 | 0 |
| Lemon | 3 | 7 | 2.3 | 06 | 0 |
| Jones | 1 | 0 | 0.0 | 00 | 0 |
| **DOLPHINS** | **402** | **1673** | **4.2** | **55** | **7** |
| **OPPONENTS** | **461** | **1618** | **3.5** | **70t** | **7** |

| RECEIVING | NO. | YDS. | AVG. | LG | TD |
|---|---|---|---|---|---|
| Welker | 67 | 687 | 10.3 | 38 | 1 |
| McMichael | 62 | 640 | 10.3 | 24 | 3 |
| Chambers | 59 | 677 | 11.5 | 46 | 4 |
| Booker | 55 | 747 | 13.6 | 52 | 6 |
| Brown | 33 | 276 | 8.4 | 24 | 0 |
| Hagan | 21 | 221 | 10.5 | 24 | 1 |
| Morris | 21 | 162 | 7.7 | 44 | 0 |
| Peelle | 16 | 116 | 7.3 | 25 | 1 |
| Barnes | 3 | 22 | 7.3 | 13 | 0 |
| Minor | 3 | 2 | 0.7 | 04 | 0 |
| Russell | 2 | 14 | 7.0 | 09 | 0 |
| Suggs | 0 | 13 | – | 13 | 0 |
| **DOLPHINS** | **342** | **3577** | **10.5** | **52** | **16** |
| **OPPONENTS** | **279** | **3275** | **11.7** | **87t** | **22** |

| INTERCEPTIONS | NO. | YDS. | AVG. | LG | TD |
|---|---|---|---|---|---|
| Taylor | 2 | 71 | 35.5 | 51t | 2 |
| Hill | 2 | 33 | 16.5 | 21 | 0 |
| W. Allen | 1 | 11 | 11.0 | 11 | 0 |
| J. Allen | 1 | 7 | 7.0 | 07 | 0 |
| Daniels | 1 | -2 | -2.0 | -2 | 0 |
| Thomas | 1 | -4 | -4.0 | -4 | 0 |
| **DOLPHINS** | **8** | **116** | **14.5** | **51t** | **2** |
| **OPPONENTS** | **19** | **207** | **10.9** | **42t** | **2** |

| PUNTING | NO. | YDS. | AVG. | LG | BK |
|---|---|---|---|---|---|
| Jones | 85 | 3640 | 42.8 | 64 | 1 |
| **DOLPHINS** | **86** | **3640** | **42.3** | **64** | **1** |
| **OPPONENTS** | **91** | **3785** | **41.6** | **62** | **0** |

| PUNT RET. | NO. | YDS. | AVG. | LG | TD |
|---|---|---|---|---|---|
| Welker | 41 | 378 | 9.2 | 47 | 0 |
| **DOLPHINS** | **41** | **378** | **9.2** | **47** | **0** |
| **OPPONENTS** | **49** | **367** | **7.5** | **28** | **0** |

| KICKOFF RET. | NO. | YDS. | AVG. | LG | TD |
|---|---|---|---|---|---|
| Welker | 48 | 1064 | 22.2 | 46 | 0 |
| Bowens | 2 | 21 | 10.5 | 11 | 0 |
| Minor | 2 | 17 | 8.5 | 17 | 0 |
| **DOLPHINS** | **52** | **1102** | **21.2** | **46** | **0** |
| **OPPONENTS** | **40** | **981** | **24.5** | **51** | **0** |

| SCORING | Ru | Pa | Rt | PAT | FG | S | 2 | TP |
|---|---|---|---|---|---|---|---|---|
| Mare | 0 | 0 | 0 | 22/22 | 26/36 | 0 | 0 | 100 |
| Booker | 0 | 6 | 0 | 0/0 | 0/0 | 0 | 2 | 40 |
| Brown | 5 | 0 | 0 | 0/0 | 0/0 | 0 | 0 | 30 |
| Chambers | 0 | 4 | 0 | 0/0 | 0/0 | 0 | 0 | 24 |
| McMichael | 0 | 3 | 0 | 0/0 | 0/0 | 0 | 0 | 18 |
| Taylor | 0 | 0 | 2 | 0/0 | 0/0 | 0 | 0 | 12 |
| Culpepper | 1 | 0 | 0 | 0/0 | 0/0 | 0 | 0 | 6 |
| Hagan | 0 | 1 | 0 | 0/0 | 0/0 | 0 | 0 | 6 |
| Hill | 0 | 0 | 1 | 0/0 | 0/0 | 0 | 0 | 6 |
| Morris | 1 | 0 | 0 | 0/0 | 0/0 | 0 | 0 | 6 |
| Peelle | 0 | 1 | 0 | 0/0 | 0/0 | 0 | 0 | 6 |
| Welker | 0 | 1 | 0 | 0/0 | 0/0 | 0 | 0 | 6 |
| **DOLPHINS** | **7** | **16** | **3** | **22/22** | **26/36** | **0** | **2** | **260** |
| **OPPONENTS** | **7** | **22** | **2** | **31/31** | **22/25** | **0** | **0** | **283** |

| FIELD GOALS | 1-19 | 20-29 | 30-39 | 40-49 | 50+ |
|---|---|---|---|---|---|
| Mare | 0/0 | 10/10 | 6/8 | 9/12 | 1/6 |
| **DOLPHINS** | **0/0** | **10/10** | **6/8** | **9/12** | **1/6** |
| **OPPONENTS** | **1/1** | **3/3** | **12/12** | **5/7** | **1/2** |

### TWO-POINT CONVERSIONS

Booker 2.

**DOLPHINS 2-4, OPPONENTS 0-0**

### SACKS

Taylor 13.5, Holliday 7, Carter 5.5, Bowens 5, Traylor 4, Roth 3.5, Thomas 3, Bell 2, Spragan 1.5, W. Allen 1, Crowder 1.

**DOLPHINS 47.0, OPPONENTS 41.0**

### USUAL STARTERS

#### OFFENSE

WR – Chris Chambers (16)
LT – Damion McIntosh (11), L.J. Shelton (5)
LG – Jeno James (9), Kendyl Jacox (7)
C – Rex Hadnot (16)
RG – L.J. Shelton (11), Bennie Anderson (2), Damion McIntosh (2), Kendyl Jacox (1)
RT – Vernon Carey (16)
TE – Randy McMichael (16)
WR – Marty Booker (13), Wes Welker (1)
QB – Joey Harrington (11), Daunte Culpepper (4), Cleo Lemon (1)
RB – Ronnie Brown (12), Sammy Morris (4)
FB – Darian Barnes (6)
3WR – Wes Welker (1)
2TE – Justin Peelle (10), Jason Rader (1)

#### DEFENSE

LDE – Kevin Carter (16)
NT – Keith Traylor (14), Jeff Zgonina (2)
DT – Vonnie Holliday (16)
OE – Jason Taylor (16)
LLB – Channing Crowder (14)
MLB – Zach Thomas (16)
RLB – Donnie Spragan (9)
LCB – Will Allen (15), Travis Daniels (1)
RCB – André Goodman (13), Travis Daniels (3)
SS – Yeremiah Bell (10), Travares Tillman (6)
FS – Renaldo Hill (16)
5DB – Travis Daniels (2), Michael Lehan (2), Yeremiah Bell (1), André Goodman (1), Travares Tillman (1)
6DB – Eddie Jackson (2)

* Indicates Rookie

| PASSING | ATT. | COMP. | YDS. | PCT. | TD | INT. | LG | SCK/LST | RATING |
|---|---|---|---|---|---|---|---|---|---|
| Harrington | 388 | 223 | 2236 | 57.5 | 12 | 15 | 48 | 15/116 | 68.2 |
| Culpepper | 134 | 81 | 929 | 60.4 | 2 | 3 | 52 | 21/150 | 77.0 |
| Lemon | 68 | 38 | 412 | 55.9 | 2 | 1 | 38 | 5/24 | 77.6 |
| Brown | 1 | 0 | 0 | 0.0 | 0 | 0 | 00 | 0/0 | 39.6 |
| **DOLPHINS** | **591** | **342** | **3577** | **57.9** | **16** | **19** | **52** | **41/290** | **71.2** |
| **OPPONENTS** | **279** | **279** | **3275** | **56.1** | **22** | **8** | **87t** | **47/268** | **84.4** |

# 2007 FINAL STATISTICS (1-15)

| DATE | OPPONENT | SCORE | W/L | ATT. |
|---|---|---|---|---|
| 9/9 | at Washington | 13-16 (OT) | L | 90,163 |
| 9/16 | DALLAS | 20-37 | L | 71,615 |
| 9/23 | at N.Y. Jets | 28-31 | L | 77,197 |
| 9/30 | OAKLAND | 17-35 | L | 70,621 |
| 10/7 | at Houston | 19-22 | L | 70,156 |
| 10/14 | at Cleveland | 31-41 | L | 73,198 |
| 10/21 | NEW ENGLAND | 28-49 | L | 71,951 |
| 10/28 | N.Y. GIANTS | 10-13 | L | 81,176 |
| 11/11 | BUFFALO | 10-13 | L | 70,615 |
| 11/18 | at Philadelphia | 7-17 | L | 68,934 |
| 11/26 | at Pittsburgh | 0-3 | L | 57,704 |
| 12/2 | N.Y. JETS | 13-40 | L | 71,109 |
| 12/9 | at Buffalo | 17-38 | L | 71,018 |
| 12/16 | BALTIMORE | 22-16 (OT) | W | 70,287 |
| 12/23 | at New England | 7-28 | L | 68,756 |
| 12/30 | CINCINNATI | 25-38 | L | 70,461 |

| TEAM STATISTICS | MIA. | OPP. |
|---|---|---|
| TOTAL FIRST DOWNS | 283 | 318 |
| Rushing | 107 | 129 |
| Passing | 162 | 165 |
| Penalty | 14 | 24 |
| 3rd Down: Made/Att. | 81/218 | 98/208 |
| 3rd Down Percentage | 37.2 | 47.1 |
| 4th Down: Made/Att. | 13/22 | 6/10 |
| 4th Down Percentage | 59.1 | 60.0 |
| POSSESSION AVERAGE | 29:05 | 30:55 |
| TOTAL NET YARDS | 4600 | 5475 |
| Average Per Game | 287.5 | 342.2 |
| Total Plays | 989 | 983 |
| Average Per Play | 4.7 | 5.6 |
| NET YARDS RUSHING | 1569 | 2456 |
| Average Per Game | 98.1 | 153.5 |
| Total Rushes | 389 | 544 |
| NET YARDS PASSING | 3031 | 3019 |
| Avg Per Game | 189.4 | 188.7 |
| Sacked/Yards Lost | 42/288 | 30/167 |
| Gross Yards | 3319 | 3186 |
| Attempts/Completions | 558/318 | 409/242 |
| Completion Percentage | 57.0 | 59.2 |
| Had Intercepted | 16 | 14 |
| PUNTS/AVERAGE | 77/43.2 | 62/43.3 |
| NET PUNTING AVERAGE | 77/36.6 | 62/37.3 |
| PENALTIES/YARDS | 91/732 | 73/604 |
| FUMBLES/BALL LOST | 25/13 | 20/8 |
| TOUCHDOWNS | 29 | 50 |
| Rushing | 14 | 18 |
| Passing | 12 | 28 |
| Returns | 3 | 4 |

| Score by Quarters | 1 | 2 | 3 | 4 | OT | Total |
|---|---|---|---|---|---|---|
| DOLPHINS | 32 | 77 | 68 | 84 | 6 | 267 |
| OPPONENTS | 110 | 146 | 52 | 126 | 3 | 437 |

| RUSHING | NO. | YDS. | AVG. | LG | TD |
|---|---|---|---|---|---|
| Brown | 119 | 602 | 5.1 | 60 | 4 |
| Chatman | 128 | 515 | 4.0 | 30 | 1 |
| L. Booker | 28 | 125 | 4.5 | 22 | 0 |
| Gado | 35 | 104 | 3.0 | 20t | 3 |
| Lemon | 31 | 102 | 3.3 | 11 | 4 |
| Cobbs | 15 | 47 | 3.1 | 12 | 1 |
| Green | 7 | 32 | 4.6 | 23 | 0 |
| R. Williams | 6 | 15 | 2.5 | 6 | 0 |
| Beck | 9 | 12 | 1.3 | 8 | 1 |
| M. Booker | 2 | 12 | 6.0 | 12 | 0 |
| Mauia | 4 | 5 | 1.3 | 3 | 0 |
| Ginn, Jr. | 4 | 3 | 0.8 | 7 | 0 |
| Chambers | 1 | -5 | -5.0 | -5 | 0 |
| **DOLPHINS** | **389** | **1569** | **4.0** | **60** | **14** |
| **OPPONENTS** | **544** | **2456** | **4.5** | **59t** | **18** |

| RECEIVING | NO. | YDS. | AVG. | LG | TD |
|---|---|---|---|---|---|
| M. Booker | 50 | 556 | 11.1 | 26 | 1 |
| Brown | 39 | 389 | 10.0 | 43 | 1 |
| Ginn, Jr. | 34 | 420 | 12.4 | 54 | 2 |
| Martin | 34 | 303 | 8.9 | 28 | 2 |
| Chambers | 31 | 415 | 13.4 | 28 | 0 |
| Hagan | 29 | 373 | 12.9 | 22t | 2 |
| Peelle | 29 | 228 | 7.9 | 35 | 2 |
| L. Booker | 28 | 237 | 8.5 | 22 | 0 |
| Chatman | 27 | 161 | 6.0 | 22 | 0 |
| Camarillo | 8 | 160 | 20.0 | 64t | 2 |
| Gado | 4 | 47 | 11.8 | 35 | 0 |
| Cobbs | 2 | 20 | 10.0 | 11 | 0 |
| Mauia | 2 | 5 | 2.5 | 5 | 0 |
| Halterman | 1 | 7 | 7.0 | 7 | 0 |
| Hadnot | 0 | -2 | – | -2 | 0 |
| **DOLPHINS** | **318** | **3319** | **10.4** | **64t** | **12** |
| **OPPONENTS** | **242** | **3186** | **13.2** | **70t** | **28** |

| INTERCEPTIONS | NO. | YDS. | AVG. | LG | TD |
|---|---|---|---|---|---|
| J. Allen | 3 | 15 | 5.0 | 13 | 0 |
| Goodman | 2 | 23 | 11.5 | 18 | 0 |
| Porter | 2 | 19 | 9.5 | 14 | 0 |
| Pope | 2 | 0 | 0.0 | 0 | 0 |
| Taylor | 1 | 36 | 36.0 | 36t | 1 |
| Daniels | 1 | 29 | 29.0 | 29 | 0 |
| Hill | 1 | 24 | 24.0 | 24 | 0 |
| W. Allen | 1 | 14 | 14.0 | 14 | 0 |
| Lehan | 1 | 0 | 0.0 | 0 | 0 |
| **DOLPHINS** | **14** | **160** | **11.4** | **36t** | **1** |
| **OPPONENTS** | **16** | **232** | **14.5** | **36** | **0** |

| PUNTING | NO. | YDS. | AVG. | LG | BK |
|---|---|---|---|---|---|
| Fields | 77 | 3327 | 43.2 | 61 | 0 |
| **DOLPHINS** | **77** | **3327** | **43.2** | **61** | **0** |
| **OPPONENTS** | **62** | **2682** | **43.3** | **64** | **0** |

| PUNT RET. | NO. | YDS. | AVG. | LG | TD |
|---|---|---|---|---|---|
| Ginn, Jr. | 24 | 230 | 9.6 | 87t | 1 |
| **DOLPHINS** | **24** | **230** | **9.6** | **87t** | **1** |
| **OPPONENTS** | **39** | **387** | **9.9** | **49** | **0** |

| KICKOFF RET. | NO. | YDS. | AVG. | LG | TD |
|---|---|---|---|---|---|
| Ginn, Jr. | 63 | 1433 | 22.7 | 52 | 0 |
| Cobbs | 5 | 44 | 8.8 | 11 | 0 |
| M. Booker | 2 | 3 | 1.5 | 3 | 0 |
| Chatman | 2 | 31 | 15.5 | 21 | 0 |
| Hagan | 2 | 25 | 12.5 | 14 | 0 |
| Fifita | 1 | 0 | 0.0 | 0 | 0 |
| Mauia | 1 | 4 | 4.0 | 4 | 0 |
| Mruczkowski | 1 | 9 | 9.0 | 9 | 0 |
| Peelle | 1 | 0 | 0.0 | 0 | 0 |
| Camarillo | 0 | 3 | – | 3 | 0 |
| **DOLPHINS** | **78** | **1552** | **19.9** | **52** | **0** |
| **OPPONENTS** | **50** | **1292** | **25.8** | **98t** | **2** |

| SCORING | Ru | Pa | Rt | PAT | FG | S | 2 | TP |
|---|---|---|---|---|---|---|---|---|
| Feely | 0 | 0 | 0 | 26/26 | 21/23 | 0 | 0 | 89 |
| Brown | 4 | 1 | 0 | 0/0 | 0/0 | 0 | 1 | 32 |
| Lemon | 4 | 0 | 0 | 0/0 | 0/0 | 0 | 0 | 24 |
| Gado | 3 | 0 | 0 | 0/0 | 0/0 | 0 | 0 | 18 |
| Ginn, Jr. | 0 | 2 | 1 | 0/0 | 0/0 | 0 | 0 | 18 |
| Hagan | 0 | 2 | 0 | 0/0 | 0/0 | 0 | 1 | 14 |
| Camarillo | 0 | 2 | 0 | 0/0 | 0/0 | 0 | 0 | 12 |
| Martin | 0 | 2 | 0 | 0/0 | 0/0 | 0 | 0 | 12 |
| Peelle | 0 | 2 | 0 | 0/0 | 0/0 | 0 | 0 | 12 |
| Beck | 1 | 0 | 0 | 0/0 | 0/0 | 0 | 0 | 6 |
| M. Booker | 0 | 1 | 0 | 0/0 | 0/0 | 0 | 0 | 6 |
| Chatman | 1 | 0 | 0 | 0/0 | 0/0 | 0 | 0 | 6 |
| Cobbs | 1 | 0 | 0 | 0/0 | 0/0 | 0 | 0 | 6 |
| Lehan | 0 | 0 | 1 | 0/0 | 0/0 | 0 | 0 | 6 |
| Taylor | 0 | 0 | 1 | 0/0 | 0/0 | 0 | 0 | 6 |
| **DOLPHINS** | **14** | **12** | **3** | **26/26** | **21/23** | **0** | **2** | **267** |
| **OPPONENTS** | **18** | **28** | **4** | **49/49** | **28/33** | **1** | **1** | **437** |

| FIELD GOALS | 1-19 | 20-29 | 30-39 | 40-49 | 50+ |
|---|---|---|---|---|---|
| Feely | 0/0 | 7/7 | 6/6 | 7/9 | 1/1 |
| **DOLPHINS** | **0/0** | **7/7** | **6/6** | **7/9** | **1/1** |
| **OPPONENTS** | **1/1** | **10/11** | **7/7** | **6/9** | **4/5** |

### TWO-POINT CONVERSIONS

Brown 1, Hagan 1.

**DOLPHINS 2-2, OPPONENTS 1-1**

### SACKS

Taylor 11, Porter 5.5, Roth 3, W. Allen 2, Holliday 2, Moses 1.5, R. Wright 1.5, Lehan 1, Thomas 1, Traylor 1, Crowder 0.5.

**DOLPHINS 30.0, OPPONENTS 42.0**

### USUAL STARTERS

#### OFFENSE

WR – Marty Booker (15), Derek Hagan (1)
LT – Vernon Carey (16)
LG – Chris Liwienski (14), Cory Lekkerkerker (2)
C – *Samson Satele (16)
RG – Rex Hadnot (16)
RT – L.J. Shelton (16)
TE – David Martin (15), Justin Peelle (1)
WR – *Ted Ginn, Jr. (8), Chris Chambers (5)
QB – Cleo Lemon (7), Trent Green (5), *John Beck (4)
RB – Ronnie Brown (7), Jesse Chatman (6), Samkon Gado (2), *Lorenzo Booker (1)
FB – *Reagan Mauia (9)
3WR – *Ted Ginn, Jr. (1)
2TE – Justin Peelle (9)

#### DEFENSE

LDE – Matt Roth (9), Vonnie Holliday (5), Joey Porter (2)
NT – Keith Traylor (14), *Quentin Moses (1), Steve Fifita (1)
DT – Vonnie Holliday (7), Rodrique Wright (9)
DE – Jason Taylor (16)
LB – Channing Crowder (10), Donnie Spragan (3), Derrick Pope (1)
LB – Derrick Pope (8), Zach Thomas (5), Donnie Spragan (2), Joey Porter (1)
LB – Joey Porter (12)
CB – Will Allen (16)
CB – Michael Lehan (13), Travis Daniels (3)
S – Cameron Worrell (7), Lance Schulters (4), Donovin Darius (2), Yeremiah Bell (1), Travares Tillman (1), Travis Daniels (1)
S – Jason Allen (9), Renaldo Hill (7)
5DB – André Goodman (4), Michael Lehan (1)
6DB – Travis Daniels (1)

* Indicates Rookie

| PASSING | ATT. | COMP. | YDS. | PCT. | TD | INT. | LG | SCK/LST | RATING |
|---|---|---|---|---|---|---|---|---|---|
| Lemon | 309 | 173 | 1773 | 56.0 | 6 | 6 | 64t | 25/166 | 71.0 |
| Green | 141 | 85 | 987 | 60.3 | 5 | 7 | 43 | 7/53 | 72.6 |
| Beck | 107 | 60 | 559 | 56.1 | 1 | 3 | 22t | 10/69 | 62.0 |
| M. Booker | 1 | 0 | 0 | 0.0 | 0 | 0 | 0 | 0/0 | 39.6 |
| **DOLPHINS** | **558** | **318** | **3319** | **57.0** | **12** | **16** | **64t** | **42/288** | **69.6** |
| **OPPONENTS** | **409** | **242** | **3186** | **59.2** | **28** | **14** | **70t** | **30/167** | **92.4** |

# 2008 FINAL STATISTICS (11-5)

| DATE | OPPONENT | SCORE | W/L | ATT. |
|---|---|---|---|---|
| 9/7 | N.Y. Jets | 14-20 | L | 65,859 |
| 9/14 | at Arizona | 10-31 | L | 63,445 |
| 9/21 | at New England | 38-13 | W | 68,756 |
| 10/5 | SAN DIEGO | 17-10 | W | 65,063 |
| 10/12 | at Houston | 28-29 | L | 70,023 |
| 10/19 | BALTIMORE | 13-27 | L | 64,972 |
| 10/26 | BUFFALO | 25-16 | W | 65,011 |
| 11/2 | at Denver | 26-17 | W | 75,499 |
| 11/9 | SEATTLE | 21-19 | W | 64,862 |
| 11/16 | OAKLAND | 17-15 | W | 65,113 |
| 11/23 | NEW ENGLAND | 28-48 | L | 67,146 |
| 11/30 | at St. Louis | 16-12 | W | 61,046 |
| 12/7 | at Buffalo | 16-3 | W | 52,134 |
| 12/14 | SAN FRANCISCO | 14-9 | W | 65,893 |
| 12/21 | at Kansas City | 38-31 | W | 73,689 |
| 12/28 | at N.Y. Jets | 24-17 | W | 79,454 |

| TEAM STATISTICS | MIA. | OPP. |
|---|---|---|
| TOTAL FIRST DOWNS | 308 | 296 |
| By Rushing | 111 | 96 |
| By Passing | 184 | 173 |
| By Penalty | 13 | 27 |
| Third Down: Made/Att. | 71/192 | 79/209 |
| Third Down Efficiency | 37.0 | 37.8 |
| Fourth Down: Made/Att. | 10/15 | 11/19 |
| Fourth Down Efficiency | 66.7 | 57.9 |
| POSSESSION AVERAGE | 31:03 | 28:57 |
| TOTAL NET YARDS | 5529 | 5264 |
| Average Per Game | 345.6 | 329.0 |
| Total Plays | 965 | 979 |
| Average Per Play | 5.7 | 5.4 |
| NET YARDS RUSHING | 1897 | 1620 |
| Average Per Game | 118.6 | 101.3 |
| Total Rushes | 448 | 388 |
| NET YARDS PASSING | 3632 | 3644 |
| Average Per Game | 227.0 | 227.8 |
| Sacked/Yards Lost | 26/129 | 40/218 |
| Gross Yards | 3761 | 3862 |
| Attempts/Completions | 491/330 | 551/320 |
| Completion Percentage | 67.2 | 58.1 |
| Had Intercepted | 7 | 18 |
| PUNTS/AVERAGE | 74/43.9 | 61/46.7 |
| NET PUNTING AVERAGE | 35.5 | 39.7 |
| PENALTIES/YARDS | 81/669 | 86/615 |
| FUMBLES/BALL LOST | 18/6 | 27/12 |
| TOUCHDOWNS | 40 | 33 |
| By Rushing | 18 | 11 |
| By Passing | 20 | 18 |
| By Returns | 2 | 4 |

| Score by Quarters | 1 | 2 | 3 | 4 | OT | Total |
|---|---|---|---|---|---|---|
| DOLPHINS | 85 | 113 | 65 | 82 | 0 | 345 |
| OPPONENTS | 62 | 102 | 91 | 62 | 0 | 317 |

| RUSHING | NO. | YDS. | AVG. | LG | TD |
|---|---|---|---|---|---|
| Brown | 214 | 916 | 4.3 | 62t | 10 |
| Williams | 160 | 659 | 4.1 | 51t | 4 |
| Cobbs | 12 | 88 | 7.3 | 44 | 1 |
| Polite | 23 | 85 | 3.7 | 14 | 0 |
| Ginn, Jr. | 5 | 73 | 14.6 | 40t | 2 |
| Pennington | 30 | 62 | 2.1 | 16 | 1 |
| Bess | 1 | 13 | 13.0 | 13 | 0 |
| Camarillo | 2 | 1 | 0.5 | 6 | 0 |
| Fields | 1 | 0 | 0.0 | 0 | 0 |
| **DOLPHINS** | **448** | **1897** | **4.2** | **62t** | **18** |
| **OPPONENTS** | **388** | **1620** | **4.2** | **33** | **11** |

| RECEIVING | NO. | YDS. | AVG. | LG | TD |
|---|---|---|---|---|---|
| Ginn, Jr. | 56 | 790 | 14.1 | 64 | 2 |
| Camarillo | 55 | 613 | 11.1 | 33 | 2 |
| Bess | 54 | 554 | 10.3 | 37 | 1 |
| Fasano | 34 | 454 | 13.4 | 24 | 7 |
| Brown | 33 | 254 | 7.7 | 39 | 0 |
| Martin | 31 | 450 | 14.5 | 61t | 3 |
| Williams | 29 | 219 | 7.6 | 47 | 1 |
| Cobbs | 19 | 275 | 14.5 | 80t | 2 |
| Polite | 6 | 24 | 4.0 | 9 | 0 |
| Hagan | 3 | 51 | 17.0 | 20 | 0 |
| London | 3 | 30 | 10.0 | 14 | 0 |
| Wilford | 3 | 25 | 8.3 | 15 | 0 |
| Haynos | 2 | 22 | 11.0 | 19t | 1 |
| Cramer | 2 | 3 | 1.5 | 2t | 1 |
| Satele | 0 | -3 | – | -3 | 0 |
| **DOLPHINS** | **330** | **3761** | **11.4** | **80t** | **20** |
| **OPPONENTS** | **320** | **3862** | **12.1** | **79t** | **18** |

| INTERCEPTIONS | NO. | YDS. | AVG. | LG | TD |
|---|---|---|---|---|---|
| Goodman | 5 | 53 | 10.6 | 55 | 0 |
| W. Allen | 3 | 62 | 20.7 | 32t | 1 |
| Hill | 3 | 34 | 11.3 | 17 | 0 |
| Ayodele | 2 | 29 | 14.5 | 17 | 0 |
| Merling | 1 | 25 | 25.0 | 25t | 1 |
| Starks | 1 | 8 | 8.0 | 8 | 0 |
| J. Allen | 1 | 2 | 2.0 | 2 | 0 |
| Culver | 1 | 1 | 1.0 | 1 | 0 |
| Jones | 1 | 0 | 0.0 | 0 | 0 |
| **DOLPHINS** | **18** | **214** | **11.9** | **55** | **2** |
| **OPPONENTS** | **7** | **130** | **18.6** | **44t** | **2** |

| PUNTING | NO. | YDS. | AVG. | LG | BK |
|---|---|---|---|---|---|
| Fields | 74 | 3249 | 43.9 | 71 | 0 |
| **DOLPHINS** | **74** | **3249** | **43.9** | **71** | **0** |
| **OPPONENTS** | **61** | **2848** | **46.7** | **67** | **1** |

| PUNT RET. | NO. | YDS. | AVG. | LG | TD |
|---|---|---|---|---|---|
| Bess | 21 | 231 | 11.0 | 27 | 0 |
| Ginn, Jr. | 7 | 54 | 7.7 | 15 | 0 |
| **DOLPHINS** | **28** | **285** | **10.2** | **27** | **0** |
| **OPPONENTS** | **37** | **485** | **13.1** | **93t** | **2** |

| KICKOFF RET. | NO. | YDS. | AVG. | LG | TD |
|---|---|---|---|---|---|
| Ginn, Jr. | 32 | 657 | 20.5 | 41 | 0 |
| Bess | 14 | 311 | 22.2 | 32 | 0 |
| Cobbs | 8 | 189 | 23.6 | 60 | 0 |
| London | 2 | 28 | 14.0 | 17 | 0 |
| Fasano | 1 | 0 | 0.0 | 0 | 0 |
| Jones | 1 | 0 | 0.0 | 0 | 0 |
| Ndukwe | 1 | 14 | 14.0 | 14 | 0 |
| Ryan | 1 | 14 | 14.0 | 14 | 0 |
| **DOLPHINS** | **60** | **1213** | **20.2** | **60** | **0** |
| **OPPONENTS** | **68** | **1655** | **24.3** | **95** | **0** |

| SCORING | Ru | Pa | Rt | PAT | FG | S | 2 | TP |
|---|---|---|---|---|---|---|---|---|
| Carpenter | 0 | 0 | 0 | 40/40 | 21/25 | 0 | 0 | 103 |
| Brown | 10 | 0 | 0 | 0/0 | 0/0 | 0 | 0 | 60 |
| Fasano | 0 | 7 | 0 | 0/0 | 0/0 | 0 | 0 | 42 |
| Williams | 4 | 1 | 0 | 0/0 | 0/0 | 0 | 0 | 30 |
| Ginn | 2 | 2 | 0 | 0/0 | 0/0 | 0 | 0 | 24 |
| Cobbs | 1 | 2 | 0 | 0/0 | 0/0 | 0 | 0 | 18 |
| Martin | 0 | 3 | 0 | 0/0 | 0/0 | 0 | 0 | 18 |
| Camarillo | 0 | 2 | 0 | 0/0 | 0/0 | 0 | 0 | 12 |
| W. Allen | 0 | 0 | 1 | 0/0 | 0/0 | 0 | 0 | 6 |
| Bess | 0 | 1 | 0 | 0/0 | 0/0 | 0 | 0 | 6 |
| Cramer | 0 | 1 | 0 | 0/0 | 0/0 | 0 | 0 | 6 |
| Haynos | 0 | 1 | 0 | 0/0 | 0/0 | 0 | 0 | 6 |
| Merling | 0 | 0 | 1 | 0/0 | 0/0 | 0 | 0 | 6 |
| Pennington | 1 | 0 | 0 | 0/0 | 0/0 | 0 | 0 | 6 |
| Anderson | 0 | 0 | 0 | 0/0 | 0/0 | 1 | 0 | 2 |
| **DOLPHINS** | **18** | **20** | **2** | **40/40** | **21/25** | **1** | **0** | **345** |
| **OPPONENTS** | **11** | **18** | **4** | **28/28** | **29/32** | **1** | **0** | **317** |

| FIELD GOALS | 1-19 | 20-29 | 30-39 | 40-49 | 50+ |
|---|---|---|---|---|---|
| Carpenter | 0/0 | 4/4 | 7/7 | 9/13 | 1/1 |
| **DOLPHINS** | **0/0** | **4/4** | **7/7** | **9/13** | **1/1** |
| **OPPONENTS** | **1/1** | **9/9** | **10/11** | **7/9** | **2/2** |

**TWO-POINT CONVERSIONS**

**DOLPHINS 0/0, OPPONENTS 1/5**

**SACKS**

Porter 17.5, Roth 5.0, Holliday 3.5, Jones 3.0, Starks 3.0, Anderson 2.5, Langford 2.0, Merling 1.0, W. Allen 1.0, Bell 1.0, Torbor 0.5.

**DOLPHINS 40.0, OPPONENTS 26.0**

**USUAL STARTERS**

**OFFENSE**

WR – Ted Ginn, Jr. (13), Brandon London (1)
LT – *Jake Long (16)
LG – Justin Smiley (12), Andy Alleman (4)
C – Samson Satele (16)
RG – Ikechuku Ndukwe (15), Donald Thomas (1)
RT – Vernon Carey (16)
TE – Anthony Fasano (16)
WR – Greg Camarillo (11), *Davone Bess (5)
QB – Chad Pennington (16)
RB – Ronnie Brown (13), Ricky Williams (3)
FB – Lousaka Polite (5), Patrick Cobbs (2), Casey Cramer (2)
3WR – *Davone Bess (1)
2TE – David Martin (7)

**DEFENSE**

LE – *Kendall Langford (13), Randy Starks (1)
NT – Jason Ferguson (13), Charlie Anderson (1), *Phillip Merling (1), Randy Starks (1)
RT – Vonnie Holliday (1), Randy Starks (1)
RE – Vonnie Holliday (14), *Phillip Merling (1), Randy Starks (1)
SLB – Matt Roth (14), Quentin Moses (1)
ILB – Channing Crowder (13), Reggie Torbor (1)
ILB – Akin Ayodele (13)
WLB – Joey Porter (16)
LCB – Will Allen (16)
RCB – André Goodman (16)
FS – Chris Crocker (2), Renaldo Hill (14)
SS – Yeremiah Bell (16)
5DB – Michael Lehan (2), Jason Allen (1), Renaldo Hill (1), Nate Jones (1)
6DB – Jason Allen (1)

* Indicates Rookie

| PASSING | ATT. | COMP. | YDS. | PCT. | TD | INT. | LG | SCK/LST | RATING |
|---|---|---|---|---|---|---|---|---|---|
| Pennington | 476 | 321 | 3653 | 67.4 | 19 | 7 | 80t | 24/121 | 97.4 |
| Henne | 12 | 7 | 67 | 58.3 | 0 | 0 | 19 | 0/0 | 74.0 |
| Brown | 3 | 2 | 41 | 66.7 | 1 | 0 | 19t | 1/8 | 149.3 |
| Williams | 0 | 0 | 0 | 0 | 0 | 0 | – | 1/0 | – |
| **DOLPHINS** | **491** | **330** | **3761** | **67.2** | **20** | **7** | **80t** | **26/129** | **97.6** |
| **OPPONENTS** | **551** | **320** | **3862** | **58.1** | **18** | **18** | **79t** | **40/218** | **77.0** |

# 2009 FINAL STATISTICS (7-9)

| DATE | OPPONENT | SCORE | W/L | ATT. |
|---|---|---|---|---|
| 9/13 | at Atlanta | 7-19 | L | 67,606 |
| 9/21 | INDIANAPOLIS | 23-27 | L | 66,227 |
| 9/27 | at San Diego | 13-23 | L | 67,230 |
| 10/4 | BUFFALO | 38-10 | W | 65,523 |
| 10/12 | N.Y. JETS | 31-27 | W | 69,767 |
| 10/25 | NEW ORLEANS | 34-46 | L | 66,689 |
| 11/1 | at N.Y. Jets | 30-25 | W | 77,531 |
| 11/8 | at New England | 17-27 | L | 68,756 |
| 11/15 | TAMPA BAY | 25-23 | W | 66,085 |
| 11/19 | at Carolina | 24-17 | W | 73,475 |
| 11/29 | at Buffalo | 14-31 | L | 70,155 |
| 12/6 | NEW ENGLAND | 22-21 | W | 70,102 |
| 12/13 | at Jacksonville | 14-10 | W | 60,457 |
| 12/20 | at Tennessee | 24-27 (OT) | L | 69,143 |
| 12/27 | HOUSTON | 20-27 | L | 65,847 |
| 1/3/10 | PITTSBURGH | 24-30 | L | 70,102 |

| TEAM STATISTICS | MIA. | OPP. |
|---|---|---|
| TOTAL FIRST DOWNS | 333 | 297 |
| Rushing | 129 | 88 |
| Passing | 188 | 184 |
| Penalty | 16 | 25 |
| 3rd Down: Made/Att. | 120/245 | 69/198 |
| 3rd Down Percentage | 49.0 | 34.8 |
| 4th Down: Made/Att. | 13/18 | 8/15 |
| 4th Down Percentage | 72.2 | 53.3 |
| POSSESSION AVERAGE | 31:54 | 28:06 |
| TOTAL NET YARDS | 5401 | 5589 |
| Average Per Game | 337.6 | 349.3 |
| Total Plays | 1088 | 968 |
| Average Per Play | 5.0 | 5.8 |
| NET YARDS RUSHING | 2231 | 1835 |
| Avg. Per Game | 139.4 | 114.7 |
| Total Rushes | 509 | 435 |
| NET YARDS PASSING | 3170 | 3754 |
| Average Per Game | 198.1 | 234.6 |
| Sacked/Yards Lost | 34/226 | 44/242 |
| Gross Yards | 3396 | 3996 |
| Attempts/Completions | 545/331 | 489/281 |
| Completion Percentage | 60.7 | 57.5 |
| Had Intercepted | 19 | 15 |
| PUNTS/AVERAGE | 75/46.3 | 67/44.1 |
| NET PUNTING AVERAGE | 75/39.8 | 67/38.4 |
| PENALTIES/YARDS | 78/640 | 73/589 |
| FUMBLES/BALL LOST | 27/10 | 17/6 |
| TOUCHDOWNS | 41 | 42 |
| Rushing | 22 | 16 |
| Passing | 15 | 23 |
| Returns | 4 | 3 |

| Score by Quarters | 1 | 2 | 3 | 4 | OT | Total |
|---|---|---|---|---|---|---|
| DOLPHINS | 57 | 106 | 81 | 116 | 0 | 360 |
| OPPONENTS | 68 | 101 | 78 | 140 | 3 | 390 |

| RUSHING | NO. | YDS. | AVG. | LG | TD |
|---|---|---|---|---|---|
| R. Williams | 241 | 1121 | 4.7 | 68t | 11 |
| Brown | 147 | 648 | 4.4 | 45 | 8 |
| Polite | 37 | 123 | 3.3 | 13 | 0 |
| Hilliard | 23 | 89 | 3.9 | 18 | 1 |
| White | 21 | 81 | 3.9 | 33 | 0 |
| Ginn, Jr. | 7 | 48 | 6.9 | 22 | 0 |
| Cobbs | 6 | 36 | 6.0 | 19 | 0 |
| Henne | 16 | 32 | 2.0 | 12 | 1 |
| Hartline | 4 | 29 | 7.3 | 16t | 1 |
| Bess | 2 | 11 | 5.5 | 11 | 0 |
| Pennington | 3 | 7 | 2.3 | 4 | 0 |
| Sheets | 1 | 5 | 5.0 | 5 | 0 |
| Thigpen | 1 | 1 | 1.0 | 1 | 0 |
| **DOLPHINS** | **509** | **2231** | **4.4** | **68t** | **22** |
| **OPPONENTS** | **435** | **1835** | **4.2** | **50** | **16** |

| RECEIVING | NO. | YDS. | AVG. | LG | TD |
|---|---|---|---|---|---|
| Bess | 76 | 758 | 10.0 | 34t | 2 |
| Camarillo | 50 | 552 | 11.0 | 29 | 0 |
| Ginn, Jr. | 38 | 454 | 11.9 | 53t | 1 |
| R. Williams | 35 | 264 | 7.5 | 59 | 2 |
| Hartline | 31 | 506 | 16.3 | 67 | 3 |
| Fasano | 31 | 339 | 10.9 | 27 | 2 |
| Hilliard | 20 | 158 | 7.9 | 18 | 2 |
| Haynos | 19 | 162 | 8.5 | 21 | 2 |
| Brown | 14 | 98 | 7.0 | 27 | 0 |
| Polite | 11 | 51 | 4.6 | 10 | 0 |
| Sperry | 3 | 31 | 10.3 | 13 | 1 |
| Cobbs | 3 | 23 | 7.7 | 10 | 0 |
| **DOLPHINS** | **331** | **3396** | **10.3** | **67** | **15** |
| **OPPONENTS** | **281** | **3996** | **14.2** | **81t** | **23** |

| INTERCEPTIONS | NO. | YDS. | AVG. | LG | TD |
|---|---|---|---|---|---|
| V. Davis | 4 | 64 | 16.0 | 26 | 1 |
| Bell | 3 | 48 | 16.0 | 29 | 0 |
| W. Allen | 2 | 27 | 13.5 | 21 | 0 |
| N. Jones | 2 | 0 | 0.0 | 0 | 0 |
| Culver | 1 | 23 | 23.0 | 23 | 0 |
| Crowder | 1 | 2 | 2.0 | 2 | 0 |
| Taylor | 1 | 0 | 0.0 | 0 | 0 |
| Torbor | 1 | 0 | 0.0 | 0 | 0 |
| **DOLPHINS** | **15** | **164** | **10.9** | **29** | **1** |
| **OPPONENTS** | **19** | **261** | **13.7** | **54t** | **3** |

| PUNTING | NO. | YDS. | AVG. | LG | BK |
|---|---|---|---|---|---|
| Fields | 75 | 3472 | 46.3 | 66 | 0 |
| **DOLPHINS** | **75** | **3472** | **46.3** | **66** | **0** |
| **OPPONENTS** | **67** | **2953** | **44.1** | **66** | **0** |

| PUNT RET. | NO. | YDS. | AVG. | LG | TD |
|---|---|---|---|---|---|
| Bess | 28 | 209 | 7.5 | 22 | 0 |
| Ginn, Jr. | 5 | 28 | 5.6 | 12 | 0 |
| **DOLPHINS** | **33** | **237** | **7.2** | **22** | **0** |
| **OPPONENTS** | **43** | **369** | **8.6** | **31** | **0** |

| KICKOFF RET. | NO. | YDS. | AVG. | LG | TD |
|---|---|---|---|---|---|
| Ginn, Jr. | 52 | 1296 | 24.9 | 101t | 2 |
| Cobbs | 16 | 361 | 22.6 | 39 | 0 |
| B. Hartline | 3 | 36 | 12.0 | 18 | 0 |
| Polite | 2 | 24 | 12.0 | 12 | 0 |
| Berger | 1 | 13 | 13.0 | 13 | 0 |
| Torbor | 1 | 9 | 9.0 | 9 | 0 |
| **DOLPHINS** | **75** | **1739** | **23.2** | **101t** | **2** |
| **OPPONENTS** | **71** | **1557** | **21.9** | **87** | **0** |

| SCORING | Ru | Pa | Rt | PAT | FG | S | 2 | TP |
|---|---|---|---|---|---|---|---|---|
| Carpenter | 0 | 0 | 0 | 37/38 | 25/28 | 0 | 0 | 112 |
| R. Williams | 11 | 2 | 0 | 0/0 | 0/0 | 0 | 1 | 80 |
| Brown | 8 | 0 | 0 | 0/0 | 0/0 | 0 | 0 | 48 |
| B. Hartline | 1 | 3 | 0 | 0/0 | 0/0 | 0 | 0 | 24 |
| Ginn, Jr. | 0 | 1 | 2 | 0/0 | 0/0 | 0 | 0 | 18 |
| Hilliard | 1 | 2 | 0 | 0/0 | 0/0 | 0 | 0 | 18 |
| Bess | 0 | 2 | 0 | 0/0 | 0/0 | 0 | 0 | 12 |
| Fasano | 0 | 2 | 0 | 0/0 | 0/0 | 0 | 0 | 12 |
| Haynos | 0 | 2 | 0 | 0/0 | 0/0 | 0 | 0 | 12 |
| V. Davis | 0 | 0 | 1 | 0/0 | 0/0 | 0 | 0 | 6 |
| Henne | 1 | 0 | 0 | 0/0 | 0/0 | 0 | 0 | 6 |
| Sperry | 0 | 1 | 0 | 0/0 | 0/0 | 0 | 0 | 6 |
| Taylor | 0 | 0 | 1 | 0/0 | 0/0 | 0 | 0 | 6 |
| **DOLPHINS** | **22** | **15** | **4** | **37/38** | **25/28** | **0** | **1** | **360** |
| **OPPONENTS** | **16** | **23** | **3** | **35/37** | **33/39** | **0** | **2** | **390** |

| FIELD GOALS | 1-19 | 20-29 | 30-39 | 40-49 | 50+ |
|---|---|---|---|---|---|
| Carpenter | 0/0 | 9/9 | 7/8 | 8/9 | 1/2 |
| **DOLPHINS** | **0/ 0** | **9/9** | **7/8** | **8/9** | **1/2** |
| **OPPONENTS** | **0/ 0** | **11/11** | **7/8** | **9/14** | **6/6** |

**TWO-POINT CONVERSIONS**

R. Williams 1.

**DOLPHINS 1-3, OPPONENTS 2-5**

**SACKS**

Porter 9.0, Starks 7.0, Taylor 7.0, Wake 5.5, Langford 2.5, Merling 2.5, Anderson 2.0, Bell 1.5, McDaniel 1.5, Crowder 1.0, N. Jones 1.0, Moses 1.0, Torbor 1.0, Wilson 1.0, Baker 0.5.

**DOLPHINS 44.0, OPPONENTS 34.0**

**USUAL STARTERS**

**OFFENSE**

WR – Ted Ginn, Jr. (12), *Brian Hartline (2)
LT – Jake Long (16)
LG – Justin Smiley (12), Nate Garner (4)
C – Jake Grove (10), Joe Berger (6)
RG – Donald Thomas (12), Nate Garner (4)
RT – Vernon Carey (16)
TE – Anthony Fasano (14), Joey Haynos (2)
WR – Greg Camarillo (16)
QB – Chad Henne (13), Chad Pennington (3)
RB – Ronnie Brown (9), Ricky Williams (7)
FB – Lousaka Polite (9)
3WR – Davone Bess (2)
2TE – Joey Haynos (6), Korry Sperry (1)

**DEFENSE**

LE – Kendall Langford (14), Cameron Wake (1)
NT – Jason Ferguson (9), Paul Soliai (4)
DT – Paul Soliai (1)
RE – Randy Starks (16)
SLB – Jason Taylor (15), Philip Merling (1)
ILB – Channing Crowder (13), Reggie Torbor (2)
ILB – Akin Ayodele (15)
WLB – Joey Porter (14), Charlie Anderson (1)
LCB – *Vontae Davis (9), Will Allen (6), Jason Allen (1)
RCB – *Sean Smith (16)
FS – Gibril Wilson (14), *Chris Clemons (2)
SS – Yeremiah Bell (15)
5DB – Nate Jones (5)
6DB – Tyrone Culver (2)

* Indicates Rookie

| PASSING | ATT. | COMP. | YDS. | PCT. | TD | INT. | LG | SCK/LST | RATING |
|---|---|---|---|---|---|---|---|---|---|
| Henne | 451 | 274 | 2878 | 60.8 | 12 | 14 | 67 | 26/176 | 75.2 |
| Pennington | 74 | 51 | 413 | 68.9 | 1 | 2 | 21 | 6/32 | 76.0 |
| Thigpen | 8 | 4 | 83 | 50.0 | 1 | 2 | 34t | 0/0 | 87.0 |
| Brown | 6 | 2 | 22 | 33.3 | 1 | 0 | 21 | 1/9 | 84.7 |
| White | 5 | 0 | 0 | 0.0 | 0 | 0 | – | 1/9 | 39.6 |
| R. Williams | 1 | 0 | 0 | 0.0 | 0 | 1 | – | 0/0 | 0.0 |
| **DOLPHINS** | **545** | **331** | **3396** | **60.7** | **15** | **19** | **67** | **34/226** | **73.3** |
| **OPPONENTS** | **489** | **281** | **3996** | **57.5** | **23** | **15** | **81t** | **44/242** | **86.9** |

# 2010 FINAL STATISTICS (7-9)

| DATE | OPPONENT | SCORE | W/L | ATT. |
|---|---|---|---|---|
| 9/12 | at Buffalo | 15-10 | W | 69,295 |
| 9/19 | at Minnesota | 14-10 | W | 63,846 |
| 9/26 | N.Y. JETS | 23-31 | L | 70,481 |
| 10/4 | NEW ENGLAND | 14-41 | L | 69,090 |
| 10/17 | at Green Bay | 23-20 (OT) | W | 70,815 |
| 10/24 | PITTSBURGH | 22-23 | L | 69,867 |
| 10/31 | at Cincinnati | 22-14 | W | 63,179 |
| 11/7 | at Baltimore | 10-26 | L | 71,305 |
| 11/14 | TENNESSEE | 29-17 | W | 65,585 |
| 11/18 | CHICAGO | 0-16 | L | 68,752 |
| 11/28 | at Oakland | 33-17 | W | 48,946 |
| 12/5 | CLEVELAND | 10-13 | L | 65,942 |
| 12/12 | at N.Y. Jets | 10-6 | W | 78,948 |
| 12/19 | BUFFALO | 14-17 | L | 65,511 |
| 12/26 | DETROIT | 27-34 | L | 66,731 |
| 1/2/11 | at New England | 7-38 | L | 68,756 |

| TEAM STATISTICS | MIA. | OPP. |
|---|---|---|
| TOTAL FIRST DOWNS | 264 | 300 |
| Rushing | 91 | 84 |
| Passing | 189 | 166 |
| Penalty | 20 | 14 |
| 3rd Down: Made/Att. | 92/230 | 84/226 |
| 3rd Down Pct. | 40.0 | 37.2 |
| 4th Down: Made/Att. | 3/10 | 8/22 |
| 4th Down Pct. | 30.0 | 36.4 |
| POSSESSION AVERAGE | 30:42 | 29:18 |
| TOTAL NET YARDS | 5170 | 4949 |
| Average Per Game | 323.1 | 309.3 |
| Total Plays | 1040 | 988 |
| Average Per Play | 5.0 | 5.0 |
| NET YARDS RUSHING | 1643 | 1601 |
| Avg. Per Game | 102.7 | 100.1 |
| Total Rushes | 445 | 447 |
| NET YARDS PASSING | 3527 | 3348 |
| Avg. Per Game | 220.4 | 209.3 |
| Sacked/Yards Lost | 38/228 | 39/225 |
| Gross Yards | 3755 | 3573 |
| Att./Completions | 557/335 | 502/288 |
| Completion Pct. | 60.1 | 57.4 |
| Had Intercepted | 21 | 11 |
| PUNTS/AVERAGE | 75/44.9 | 77/42.3 |
| NET PUNTING AVG. | 75/37.8 | 77/37.2 |
| PENALTIES/YARDS | 72/595 | 85/730 |
| FUMBLES/BALL LOST | 24/10 | 21/8 |
| TOUCHDOWNS | 26 | 36 |
| Rushing | 8 | 8 |
| Passing | 17 | 22 |
| Returns | 1 | 6 |

| Score by Quarters | 1 | 2 | 3 | 4 | OT | Total |
|---|---|---|---|---|---|---|
| DOLPHINS | 70 | 72 | 60 | 68 | 3 | 273 |
| OPPONENTS | 68 | 89 | 97 | 79 | 0 | 333 |

| RUSHING | NO. | YDS. | AVG. | LG | TD |
|---|---|---|---|---|---|
| R. Brown | 200 | 734 | 3.7 | 51 | 5 |
| Williams | 159 | 673 | 4.2 | 45t | 2 |
| Thigpen | 13 | 73 | 5.6 | 12 | 0 |
| Polite | 26 | 62 | 2.4 | 04t | 1 |
| Henne | 35 | 52 | 1.5 | 10 | 0 |
| Hartline | 2 | 27 | 13.5 | 30 | 0 |
| Moore | 1 | 16 | 16.0 | 16 | 0 |
| Curtis | 1 | 6 | 6.0 | 06 | 0 |
| Marshall | 2 | 3 | 1.5 | 04 | 0 |
| Cobbs | 4 | 0 | 0.0 | 04 | 0 |
| Bess | 2 | -3 | -1.5 | 00 | 0 |
| **DOLPHINS** | **445** | **1643** | **3.7** | **51** | **8** |
| **OPPONENTS** | **447** | **1601** | **3.6** | **30** | **8** |

| RECEIVING | NO. | YDS. | AVG. | LG | TD |
|---|---|---|---|---|---|
| Marshall | 86 | 1014 | 11.8 | 46 | 3 |
| Bess | 79 | 820 | 10.4 | 29 | 5 |
| Hartline | 43 | 615 | 14.3 | 54 | 1 |
| Fasano | 39 | 528 | 13.5 | 31 | 4 |
| R. Brown | 33 | 242 | 7.3 | 24 | 0 |
| Williams | 19 | 141 | 7.4 | 28t | 1 |
| Polite | 12 | 61 | 5.1 | 14 | 0 |
| Cobbs | 8 | 91 | 11.4 | 29t | 2 |
| Moore | 6 | 128 | 21.3 | 57t | 1 |
| Wallace | 6 | 62 | 10.3 | 19 | 0 |
| Shuler | 2 | 44 | 22.0 | 28 | 0 |
| Curtis | 1 | 6 | 6.0 | 06 | 0 |
| Hilliard | 1 | 3 | 3.0 | 03 | 0 |
| **DOLPHINS** | **335** | **3755** | **11.2** | **57t** | **17** |
| **OPPONENTS** | **288** | **3573** | **12.4** | **86t** | **22** |

| INTERCEPTIONS | NO. | YDS. | AVG. | LG | TD |
|---|---|---|---|---|---|
| Allen | 3 | 17 | 5.7 | 17 | 0 |
| Sapp | 2 | 9 | 4.5 | 09 | 0 |
| Bell | 1 | 21 | 21.0 | 21 | 0 |
| S. Smith | 1 | 18 | 18.0 | 18 | 0 |
| Carroll | 1 | 1 | 1.0 | 01 | 0 |
| Clemons | 1 | 0 | 0.0 | 00 | 0 |
| V. Davis | 1 | 0 | 0.0 | 00 | 0 |
| Jones | 1 | 0 | 0.0 | 00 | 0 |
| **DOLPHINS** | **11** | **66** | **6.0** | **21** | **0** |
| **OPPONENTS** | **21** | **201** | **9.6** | **51t** | **2** |

| PUNTING | NO. | YDS. | AVG. | LG | BK |
|---|---|---|---|---|---|
| Fields | 73 | 3369 | 46.2 | 69 | 2 |
| **DOLPHINS** | **75** | **3369** | **44.9** | **69** | **2** |
| **OPPONENTS** | **77** | **3255** | **42.3** | **61** | **0** |

| PUNT RET. | NO. | YDS. | AVG. | LG | TD |
|---|---|---|---|---|---|
| Bess | 25 | 284 | 11.4 | 47 | 0 |
| C. Smith | 2 | 9 | 4.5 | 06 | 0 |
| Amaya | 1 | 0 | 0.0 | 00 | 0 |
| **DOLPHINS** | **28** | **293** | **10.5** | **47** | **0** |
| **OPPONENTS** | **43** | **454** | **10.6** | **94t** | **1** |

| KICKOFF RET. | NO. | YDS. | AVG. | LG | TD |
|---|---|---|---|---|---|
| Carroll | 27 | 655 | 24.3 | 46 | 0 |
| Cobbs | 23 | 448 | 19.5 | 40 | 0 |
| C. Smith | 3 | 52 | 17.3 | 19 | 0 |
| Polite | 2 | 10 | 5.0 | 10 | 0 |
| Moore | 1 | 34 | 34.0 | 34 | 0 |
| Marshall | 0 | 0 | – | – | 0 |
| **DOLPHINS** | **56** | **1199** | **21.4** | **46** | **0** |
| **OPPONENTS** | **53** | **1303** | **24.6** | **103t** | **2** |

| SCORING | Ru | Pa | Rt | PAT | FG | S | 2 | TP |
|---|---|---|---|---|---|---|---|---|
| D. Carpenter | 0 | 0 | 0 | 25/25 | 30/41 | 0 | 0 | 115 |
| Bess | 0 | 5 | 0 | 0/0 | 0/0 | 0 | 0 | 30 |
| R. Brown | 5 | 0 | 0 | 0/0 | 0/0 | 0 | 0 | 30 |
| Fasano | 0 | 4 | 0 | 0/0 | 0/0 | 0 | 0 | 24 |
| Marshall | 0 | 3 | 0 | 0/0 | 0/0 | 0 | 0 | 18 |
| Williams | 2 | 1 | 0 | 0/0 | 0/0 | 0 | 0 | 18 |
| Cobbs | 0 | 2 | 0 | 0/0 | 0/0 | 0 | 0 | 12 |
| Hartline | 0 | 1 | 0 | 0/0 | 0/0 | 0 | 0 | 6 |
| Misi | 0 | 0 | 1 | 0/0 | 0/0 | 0 | 0 | 6 |
| Moore | 0 | 1 | 0 | 0/0 | 0/0 | 0 | 0 | 6 |
| Polite | 1 | 0 | 0 | 0/0 | 0/0 | 0 | 0 | 6 |
| **DOLPHINS** | **8** | **17** | **1** | **25/25** | **30/41** | **1** | **0** | **273** |
| **OPPONENTS** | **8** | **22** | **6** | **36/36** | **27/31** | **0** | **0** | **333** |

| FIELD GOALS | 1-19 | 20-29 | 30-39 | 40-49 | 50+ |
|---|---|---|---|---|---|
| Carpenter | 1/1 | 9/9 | 5/5 | 11/18 | 4/8 |
| **DOLPHINS** | **1/1** | **9/9** | **5/5** | **11/18** | **4/8** |
| **OPPONENTS** | **1/1** | **11/11** | **8/9** | **5/6** | **2/4** |

**TWO-POINT CONVERSIONS**

**DOLPHINS 0-1, OPPONENTS 0-0**

**SACKS**

Wake 14.0, Misi 4.5, Dansby 3.0, Langford 3.0, Starks 3.0, McDaniel 2.5, Soliai 2.0, Bell 1.5, Clemons 1.5, Dobbins 1.0, Jones 1.0, Moses 1.0, Team 1.0.

**DOLPHINS 39.0, OPPONENTS 38.0**

**USUAL STARTERS**

**OFFENSE**

WR – Brandon Marshall (14), Davone Bess (2)
LT – Jake Long (16)
LG – Richie Incognito (15), Pat McQuistan (1)
C – Joe Berger (14), Richie Incognito (1), Cory Procter (1)
RG – *John Jerry (10), Pat McQuistan (6)
RT – Vernon Carey (12), Lydon Murtha (3), Pat McQuistan (1)
TE – Anthony Fasano (14), Lydon Murtha (1), *Mickey Shuler (1)
WR – Brian Hartline (11), Davone Bess (5)
QB – Chad Henne (14), Chad Pennington (1), Tyler Thigpen (1)
RB – Ronnie Brown (16)
FB – Lousaka Polite (11), Patrick Cobbs (1)
3WR – Davone Bess (1)
2TE – *Jeron Mastrud (2), *Mickey Shuler (1)

**DEFENSE**

LE – Kendall Langford (16)
NT – Paul Soliai (14), Tony McDaniel (1), Randy Starks (1)
RE – Randy Starks (15), *Jared Odrick (1)
SLB – *Koa Misi (11)
ILB – Channing Crowder (11), Tim Dobbins (3), Bobby Carpenter (2)
ILB – Karlos Dansby (13), Tim Dobbins (3)
WLB – Cameron Wake (16)
LCB – Vontae Davis (15), Benny Sapp (1)
RCB – Sean Smith (8), Jason Allen (7), *Nolan Carroll (1)
FS – Chris Clemons (14), *Reshad Jones (2)
SS – Yeremiah Bell (16)
5DB – Benny Sapp (5)

* Indicates Rookie

| PASSING | ATT. | COMP. | YDS. | PCT. | TD | INT. | LG | SCK/LST | RATING |
|---|---|---|---|---|---|---|---|---|---|
| Henne | 490 | 301 | 3301 | 61.4 | 15 | 19 | 57t | 30/178 | 75.4 |
| Thigpen | 62 | 33 | 435 | 53.2 | 2 | 2 | 35 | 8/50 | 73.0 |
| R. Brown | 2 | 0 | 0 | 0.0 | 0 | 0 | 00 | 0/0 | 39.6 |
| Pennington | 2 | 1 | 19 | 50.0 | 0 | 0 | 19 | 0/0 | 83.3 |
| Marshall | 1 | 0 | 0 | 0 | 0 | 0 | 00 | 0/0 | 39.6 |
| **DOLPHINS** | **557** | **335** | **3755** | **60.1** | **17** | **21** | **57t** | **38/228** | **74.8** |
| **OPPONENTS** | **502** | **288** | **3573** | **57.4** | **22** | **11** | **86t** | **39/225** | **85.0** |

# 2011 FINAL STATISTICS (6-10)

| DATE | OPPONENT | SCORE | W/L | ATT. |
|---|---|---|---|---|
| 9/12 | NEW ENGLAND | 24-38 | L | 66,860 |
| 9/18 | HOUSTON | 13-23 | L | 51,032 |
| 9/25 | at Cleveland | 16-17 | L | 66,651 |
| 10/2 | at San Diego | 16-26 | L | 63,002 |
| 10/17 | at N.Y. Jets | 6-24 | L | 78,912 |
| 10/23 | DENVER | 15-18 (OT) | L | 63,800 |
| 10/30 | at N.Y. Giants | 17-20 | L | 79,302 |
| 11/6 | at Kansas City | 31-3 | W | 72,263 |
| 11/13 | WASHINGTON | 20-9 | W | 57,007 |
| 11/20 | BUFFALO | 35-8 | W | 57,531 |
| 11/24 | at Dallas | 19-20 | L | 87,418 |
| 12/4 | OAKLAND | 34-14 | W | 57,225 |
| 12/11 | PHILADELPHIA | 10-26 | L | 67,823 |
| 12/18 | at Buffalo | 30-23 | W | 60,988 |
| 12/24 | at New England | 24-27 | L | 68,756 |
| 1/1/12 | N.Y. JETS | 19-17 | W | 65,811 |

| TEAM STATISTICS | MIA. | OPP. |
|---|---|---|
| TOTAL FIRST DOWNS | 287 | 310 |
| Rushing | 89 | 88 |
| Passing | 166 | 198 |
| Penalty | 32 | 24 |
| 3rd Down: Made/Att. | 69/207 | 74/219 |
| 3rd Down Percentage | 33.3 | 33.8 |
| 4th Down: Made/Att. | 6/16 | 7/14 |
| 4th Down Percentage | 37.5 | 50.0 |
| POSSESSION AVERAGE | 30:23 | 29:37 |
| TOTAL NET YARDS | 5078 | 5522 |
| Average Per Game | 317.4 | 345.1 |
| Total Plays | 990 | 1043 |
| Average Per Play | 5.1 | 5.3 |
| NET YARDS RUSHING | 1987 | 1530 |
| Average Per Game | 124.2 | 95.6 |
| Total Rushes | 469 | 412 |
| NET YARDS PASSING | 3091 | 3992 |
| Average Per Game | 193.2 | 249.5 |
| Sacked/Yards Lost | 52/334 | 41/241 |
| Gross Yards | 3425 | 4233 |
| Attempts/Completions | 469/280 | 590/350 |
| Completion Percentage | 59.7 | 59.3 |
| Had Intercepted | 13 | 16 |
| PUNTS/AVERAGE | 78/48.8 | 95/45.4 |
| NET PUNTING AVG. | 78/41.1 | 95/38.6 |
| PENALTIES/YARDS | 85/779 | 112/975 |
| FUMBLES/BALL LOST | 28/12 | 17/3 |
| TOUCHDOWNS | 33 | 33 |
| Rushing | 11 | 8 |
| Passing | 20 | 24 |
| Returns | 2 | 1 |

| Score by Quarters | 1 | 2 | 3 | 4 | OT | Total |
|---|---|---|---|---|---|---|
| DOLPHINS | 84 | 86 | 91 | 68 | 0 | 329 |
| OPPONENTS | 53 | 87 | 50 | 120 | 3 | 313 |

| RUSHING | NO. | YDS. | AVG. | LG | TD |
|---|---|---|---|---|---|
| Bush | 216 | 1086 | 5.0 | 76t | 6 |
| Thomas | 165 | 581 | 3.5 | 28 | 0 |
| Henne | 15 | 112 | 7.5 | 20 | 1 |
| Slaton | 17 | 64 | 3.8 | 28 | 1 |
| Mat. Moore | 32 | 65 | 2.0 | 16 | 2 |
| Hilliard | 16 | 41 | 2.6 | 04 | 1 |
| Marshall | 1 | 13 | 13.0 | 13 | 0 |
| Bess | 2 | 9 | 4.5 | 05 | 0 |
| Hartline | 1 | 9 | 9.0 | 09 | 0 |
| Gates | 1 | 4 | 4.0 | 04 | 0 |
| L. Johnson | 1 | 2 | 2.0 | 02 | 0 |
| Losman | 2 | 1 | 0.5 | 01 | 0 |
| **DOLPHINS** | **469** | **1987** | **4.2** | **76t** | **11** |
| **OPPONENTS** | **412** | **1530** | **3.7** | **24t** | **8** |

| RECEIVING | NO. | YDS. | AVG. | LG | TD |
|---|---|---|---|---|---|
| Marshall | 81 | 1214 | 15.0 | 65t | 6 |
| Bess | 51 | 537 | 10.5 | 41 | 3 |
| Bush | 43 | 296 | 6.9 | 34 | 1 |
| Hartline | 35 | 549 | 15.7 | 41 | 1 |
| Fasano | 32 | 451 | 14.1 | 35t | 5 |
| Clay | 16 | 233 | 14.6 | 46 | 3 |
| Thomas | 12 | 72 | 6.0 | 12 | 1 |
| Hilliard | 5 | 49 | 9.8 | 18 | 0 |
| Slaton | 2 | -3 | -1.5 | -1 | 0 |
| Gates | 2 | 19 | 9.5 | 11 | 0 |
| Mastrud | 1 | 8 | 8.0 | 18 | 0 |
| **DOLPHINS** | **280** | **3425** | **12.2** | **65t** | **20** |
| **OPPONENTS** | **350** | **4233** | **12.1** | **99t** | **24** |

| INTERCEPTIONS | NO. | YDS. | AVG. | LG | TD |
|---|---|---|---|---|---|
| Davis | 4 | 60 | 15.0 | 28 | 0 |
| Starks | 2 | 21 | 10.5 | 18 | 0 |
| Smith | 2 | 7 | 3.5 | 17 | 0 |
| Mitchell | 1 | 55 | 55.0 | 55 | 0 |
| Odrick | 1 | 39 | 39.0 | 39 | 0 |
| Burnett | 1 | 34 | 34.0 | 34t | 1 |
| Bell | 1 | 20 | 20.0 | 20 | 0 |
| Dansby | 1 | 14 | 14.0 | 14 | 0 |
| Wilson | 1 | 5 | 5.0 | 15 | 0 |
| R. Jones | 1 | 1 | 1.0 | 11 | 0 |
| Carroll | 1 | 0 | 0.0 | 10 | 0 |
| **DOLPHINS** | **16** | **256** | **16.0** | **55** | **1** |
| **OPPONENTS** | **13** | **224** | **17.2** | **100t** | **1** |

| PUNTING | NO. | YDS. | AVG. | LG | BK |
|---|---|---|---|---|---|
| Fields | 78 | 3810 | 48.8 | 70 | 0 |
| **DOLPHINS** | **78** | **3810** | **48.8** | **70** | **0** |
| **OPPONENTS** | **95** | **4313** | **45.4** | **69** | **2** |

| PUNT RET. | NO. | YDS. | AVG. | LG | TD |
|---|---|---|---|---|---|
| Bess | 37 | 442 | 11.9 | 25 | 0 |
| Bush | 6 | 52 | 8.7 | 16 | 0 |
| Gates | 3 | 32 | 10.7 | 17 | 0 |
| **DOLPHINS** | **46** | **526** | **11.4** | **25** | **0** |
| **OPPONENTS** | **47** | **463** | **9.9** | **45** | **0** |

| KICKOFF RET. | NO. | YDS. | AVG. | LG | TD |
|---|---|---|---|---|---|
| Gates | 34 | 843 | 24.8 | 77 | 0 |
| Slaton | 3 | 85 | 28.3 | 42 | 0 |
| Bess | 1 | 0 | 0.0 | 00 | 0 |
| Hilliard | 1 | 14 | 14.0 | 14 | 0 |
| **DOLPHINS** | **39** | **942** | **24.2** | **77** | **0** |
| **OPPONENTS** | **41** | **937** | **22.9** | **54** | **0** |

| SCORING | Ru | Pa | Rt | PAT | FG | S | 2 | TP |
|---|---|---|---|---|---|---|---|---|
| Carpenter | 0 | 0 | 0 | 26/26 | 29/34 | 0 | 0 | 113 |
| Bush | 6 | 1 | 0 | 0/0 | 0/0 | 0 | 0 | 42 |
| Marshall | 0 | 6 | 0 | 0/0 | 0/0 | 0 | 0 | 36 |
| Fasano | 0 | 5 | 0 | 0/0 | 0/0 | 0 | 0 | 30 |
| Bess | 0 | 3 | 0 | 0/0 | 0/0 | 0 | 0 | 18 |
| Clay | 0 | 3 | 0 | 0/0 | 0/0 | 0 | 0 | 18 |
| Graham | 0 | 0 | 0 | 6/6 | 4/5 | 0 | 0 | 18 |
| Hilliard | 1 | 0 | 1 | 0/0 | 0/0 | 0 | 0 | 12 |
| Mat. Moore | 2 | 0 | 0 | 0/0 | 0/0 | 0 | 0 | 12 |
| Burnett | 0 | 0 | 1 | 0/0 | 0/0 | 0 | 0 | 6 |
| Hartline | 0 | 1 | 0 | 0/0 | 0/0 | 0 | 0 | 6 |
| Henne | 1 | 0 | 0 | 0/0 | 0/0 | 0 | 0 | 6 |
| Slaton | 1 | 0 | 0 | 0/0 | 0/0 | 0 | 0 | 6 |
| Thomas | 0 | 1 | 0 | 0/0 | 0/0 | 0 | 0 | 6 |
| **DOLPHINS** | **11** | **20** | **2** | **32/32** | **33/39** | **0** | **0** | **329** |
| **OPPONENTS** | **8** | **24** | **1** | **31/31** | **26/33** | **2** | **1** | **313** |

| FIELD GOALS | 1-19 | 20-29 | 30-39 | 40-49 | 50+ |
|---|---|---|---|---|---|
| Carpenter | 0/0 | 10/11 | 6/7 | 11/12 | 2/4 |
| Graham | 0/0 | 4/4 | 0/0 | 0/1 | 0/0 |
| **DOLPHINS** | **1/1** | **9/9** | **5/5** | **11/18** | **4/8** |
| **OPPONENTS** | **1/1** | **11/11** | **8/9** | **5/6** | **2/4** |

**TWO-POINT CONVERSIONS**

**DOLPHINS 0-1, OPPONENTS 1-2**

**SACKS**

Wake 8.5, Taylor 7, Odrick 6, Starks 4.5, Burnett 2.5, McDaniel 2.5, Bell 2, Dansby 2, R. Jones 2, Culver 1, Davis 1, Misi 1, Mitchell 1.

**DOLPHINS 41.0, OPPONENTS 52.0**

**USUAL STARTERS**

**OFFENSE**

WR – Brandon Marshall (16)
LT – Jake Long (14), John Jerry (2)
LG – Richie Incognito (15), Nate Garner (1)
C – *Mike Pouncey (16)
RG – Vernon Carey (15), John Jerry (1)
RT – Mark Colombo (16)
TE – Anthony Fasano (15), *Will Yeatman (1)
WR – Brian Hartline (11), Bess (4)
QB – Matt Moore (12), Chad Henne (4)
RB – Reggie Bush (15), Daniel Thomas (1)
FB – Charles Clay (8), Lex Hilliard (4), Daniel Thomas (1)
2TE – Jeron Mastrud (3), *Will Yeatman (1)

**DEFENSE**

LE – Kendall Langford (12), Jared Odrick (3), Philip Merling (1)
NT – Paul Soliai (12), Jared Odrick (3), Tony McDaniel (1)
RE – Randy Starks (15), Jared Odrick (1)
SLB – Koa Misi (9), Cameron Wake (2), Jason Taylor (2)
ILB – Kevin Burnett (16)
ILB – Karlos Dansby (16)
WLB – Cameron Wake (12)
LCB – Vontae Davis (12), Nolan Carroll (3), *Jimmy Wilson (1)
RCB – Sean Smith (16)
FS – Reshad Jones (12), Tyrone Culver (4)
SS – Yeremiah Bell (16)
5DB – Will Allen (6), Benny Sapp (1)

* Indicates Rookie

| PASSING | ATT. | COMP. | YDS. | PCT. | TD | INT. | LG | SCK/LST | RATING |
|---|---|---|---|---|---|---|---|---|---|
| Mat. Moore | 347 | 210 | 2497 | 60.5 | 16 | 9 | 65t | 36/229 | 87.1 |
| Henne | 112 | 64 | 868 | 57.1 | 4 | 4 | 41 | 11/67 | 79.0 |
| Losman | 10 | 6 | 60 | 60.0 | 0 | 0 | 25 | 5/38 | 77.1 |
| **DOLPHINS** | **469** | **280** | **3425** | **59.7** | **20** | **13** | **65t** | **52/334** | **84.9** |
| **OPPONENTS** | **590** | **350** | **4233** | **59.3** | **24** | **16** | **99t** | **41/241** | **83.7** |

# 2012 FINAL STATISTICS (7-9)

| DATE | OPPONENT | SCORE | W/L | ATT. |
|---|---|---|---|---|
| 9/9 | at Houston | 10-30 | L | 71,566 |
| 9/16 | OAKLAND | 35-13 | W | 54,245 |
| 9/23 | N.Y. JETS | 20-23 (OT) | L | 60,102 |
| 9/30 | at Arizona | 21-24 (OT) | L | 60,183 |
| 10/7 | at Cincinnati | 17-13 | W | 61,162 |
| 10/14 | ST. LOUIS | 17-14 | W | 52,983 |
| 10/28 | at N.Y. Jets | 30-9 | W | 79,088 |
| 11/4 | at Indianapolis | 20-23 | L | 66,479 |
| 11/11 | TENNESSEE | 3-37 | L | 60,165 |
| 11/15 | at Buffalo | 14-19 | L | 69,118 |
| 11/25 | SEATTLE | 24-21 | W | 51,295 |
| 12/2 | NEW ENGLAND | 16-23 | L | 72,114 |
| 12/9 | at San Francisco | 13-27 | L | 69,732 |
| 12/16 | JACKSONVILLE | 24-3 | W | 53,667 |
| 12/23 | BUFFALO | 24-10 | W | 54,462 |
| 12/30 | at New England | 0-28 | L | 68,756 |

| TEAM STATISTICS | MIA. | OPP. |
|---|---|---|
| TOTAL FIRST DOWNS | 288 | 320 |
| Rushing | 93 | 79 |
| Passing | 158 | 215 |
| Penalty | 37 | 26 |
| 3rd Down: Made/Att. | 78/207 | 87/238 |
| 3rd Down Percentage | 37.7 | 36.6 |
| 4th Down: Made/Att. | 5/15 | 12/17 |
| 4th Down Percentage | 33.3 | 70.6 |
| POSSESSION AVERAGE. | 28:32 | 31:28 |
| TOTAL NET YARDS | 4984 | 5708 |
| Average Per Game | 311.5 | 356.8 |
| Total Plays | 981 | 1073 |
| Average Per Play | 5.1 | 5.3 |
| NET YARDS RUSHING | 1802 | 1734 |
| Average Per Game | 112.6 | 108.4 |
| Total Rushes | 440 | 431 |
| NET YARDS PASSING | 3182 | 3974 |
| Average Per Game | 198.9 | 248.4 |
| Sacked/Yards Lost | 37/243 | 42/242 |
| Gross Yards | 3425 | 4216 |
| Attempts/Completions | 504/293 | 600/353 |
| Completion Percentage | 58.1 | 58.8 |
| Had Intercepted | 13 | 10 |
| PUNTS/AVERAGE | 76/49.7 | 86/44.4 |
| NET PUNTING AVERAGE | 76/40.7 | 86/39.4 |
| PENALTIES/YARDS | 82/724 | 121/1045 |
| FUMBLES/BALL LOST | 25/13 | 23/6 |
| TOUCHDOWNS | 31 | 32 |
| Rushing | 15 | 10 |
| Passing | 13 | 18 |
| Returns | 3 | 4 |

| Score by Quarters | 1 | 2 | 3 | 4 | OT | Total |
|---|---|---|---|---|---|---|
| DOLPHINS | 50 | 91 | 71 | 76 | 0 | 288 |
| OPPONENTS | 70 | 92 | 48 | 101 | 6 | 317 |

| RUSHING | NO. | YDS. | AVG. | LG | TD |
|---|---|---|---|---|---|
| Bush | 227 | 986 | 4.3 | 65t | 6 |
| Thomas | 91 | 325 | 3.6 | 20 | 4 |
| L. Miller | 51 | 250 | 4.9 | 28 | 1 |
| Tannehill | 49 | 211 | 4.3 | 31 | 2 |
| Lane | 13 | 13 | 1.0 | 04 | 2 |
| Mar. Moore | 1 | 9 | 9.0 | 09 | 0 |
| Thigpen | 1 | 8 | 8.0 | 08 | 0 |
| Clemons | 1 | 3 | 3.0 | 03 | 0 |
| Fields | 1 | 0 | 0.0 | 00 | 0 |
| Mat. Moore | 5 | -3 | -0.6 | 01 | 0 |
| **DOLPHINS** | **440** | **1802** | **4.1** | **65t** | **15** |
| **OPPONENTS** | **431** | **1734** | **4.0** | **62** | **10** |

| RECEIVING | NO. | YDS. | AVG. | LG | TD |
|---|---|---|---|---|---|
| Hartline | 74 | 1083 | 14.6 | 80t | 1 |
| Bess | 61 | 778 | 12.8 | 39 | 1 |
| Fasano | 41 | 332 | 8.1 | 22 | 5 |
| Bush | 35 | 292 | 8.3 | 25 | 2 |
| Clay | 18 | 212 | 11.8 | 31t | 2 |
| Thomas | 15 | 156 | 10.4 | 32 | 0 |
| Matthews | 11 | 151 | 13.7 | 30 | 0 |
| Lane | 11 | 79 | 7.2 | 24 | 1 |
| Mar. Moore | 6 | 116 | 19.3 | 37 | 1 |
| Binns | 6 | 67 | 11.2 | 21 | 0 |
| L. Miller | 6 | 45 | 7.5 | 12 | 0 |
| Gaffney | 4 | 68 | 17.0 | 30 | 0 |
| Armstrong | 3 | 12 | 4.0 | 09 | 0 |
| Naanee | 1 | 19 | 19.0 | 19 | 0 |
| Thigpen | 1 | 15 | 15.0 | 15 | 0 |
| **DOLPHINS** | **293** | **3425** | **11.7** | **80t** | **13** |
| **OPPONENTS** | **353** | **4216** | **11.9** | **66** | **18** |

| INTERCEPTIONS | NO. | YDS. | AVG. | LG | TD |
|---|---|---|---|---|---|
| R. Jones | 4 | 28 | 7.0 | 15 | 0 |
| Smith | 2 | 31 | 15.5 | 31 | 0 |
| Clemons | 2 | 29 | 14.5 | 29 | 0 |
| Marshall | 1 | 7 | 7.0 | 07 | 0 |
| Starks | 1 | 4 | 4.0 | 04 | 0 |
| **DOLPHINS** | **10** | **99** | **9.9** | **31** | **0** |
| **OPPONENTS** | **13** | **198** | **15.2** | **49t** | **2** |

| PUNTING | NO. | YDS. | AVG. | LG | BK |
|---|---|---|---|---|---|
| Fields | 74 | 3715 | 50.2 | 67 | 0 |
| Carpenter | 1 | 29 | 29.0 | 29 | 0 |
| Kaeding | 1 | 35 | 35.0 | 35 | 0 |
| **DOLPHINS** | **76** | **3779** | **49.7** | **67** | **0** |
| **OPPONENTS** | **86** | **3815** | **44.4** | **71** | **1** |

| PUNT RET. | NO. | YDS. | AVG. | LG | TD |
|---|---|---|---|---|---|
| Thigpen | 26 | 316 | 12.2 | 72t | 1 |
| Bess | 4 | 30 | 7.5 | 11 | 0 |
| R. Jones | 1 | 0 | 0.0 | 00 | 0 |
| **DOLPHINS** | **31** | **346** | **11.2** | **72t** | **1** |
| **OPPONENTS** | **43** | **484** | **11.3** | **79t** | **1** |

| KICKOFF RET. | NO. | YDS. | AVG. | LG | TD |
|---|---|---|---|---|---|
| Thigpen | 38 | 1040 | 27.4 | 96t | 1 |
| Lane | 2 | 42 | 21.0 | 24 | 0 |
| **DOLPHINS** | **40** | **1082** | **27.1** | **96t** | **1** |
| **OPPONENTS** | **35** | **868** | **24.8** | **98t** | **1** |

| SCORING | Ru | Pa | Rt | PAT | FG | S | 2 | TP |
|---|---|---|---|---|---|---|---|---|
| Carpenter | 0 | 0 | 0 | 26/26 | 22/27 | 0 | 0 | 92 |
| Bush | 6 | 2 | 0 | 0/0 | 0/0 | 0 | 0 | 48 |
| Fasano | 0 | 5 | 0 | 0/0 | 0/0 | 0 | 1 | 32 |
| Thomas | 4 | 0 | 0 | 0/0 | 0/0 | 0 | 0 | 24 |
| Lane | 2 | 1 | 0 | 0/0 | 0/0 | 0 | 1 | 20 |
| Clay | 0 | 2 | 0 | 0/0 | 0/0 | 0 | 0 | 12 |
| Tannehill | 2 | 0 | 0 | 0/0 | 0/0 | 0 | 0 | 12 |
| Thigpen | 0 | 0 | 2 | 0/0 | 0/0 | 0 | 0 | 12 |
| Bess | 0 | 1 | 0 | 0/0 | 0/0 | 0 | 0 | 6 |
| Hartline | 0 | 1 | 0 | 0/0 | 0/0 | 0 | 0 | 6 |
| Kaeding | 0 | 0 | 0 | 3/3 | 1/3 | 0 | 0 | 6 |
| L. Miller | 1 | 0 | 0 | 0/0 | 0/0 | 0 | 0 | 6 |
| Mar. Moore | 0 | 1 | 0 | 0/0 | 0/0 | 0 | 0 | 6 |
| Vernon | 0 | 0 | 1 | 0/0 | 0/0 | 0 | 0 | 6 |
| **DOLPHINS** | **15** | **13** | **3** | **29/29** | **23/30** | **0** | **2** | **288** |
| **OPPONENTS** | **10** | **18** | **4** | **30/30** | **31/40** | **0** | **1** | **317** |

| FIELD GOALS | 1-19 | 20-29 | 30-39 | 40-49 | 50+ |
|---|---|---|---|---|---|
| Carpenter | 0/0 | 3/3 | 9/9 | 8/10 | 2/5 |
| Kaeding | 0/0 | 0/0 | 0/0 | 1/3 | 0/0 |
| **DOLPHINS** | **0/0** | **3/3** | **9/9** | **9/13** | **2/5** |
| **OPPONENTS** | **2/2** | **6/6** | **13/15** | **9/12** | **1/5** |

**TWO-POINT CONVERSIONS**

Fasano 1, Lane 1.

**DOLPHINS 2-2, OPPONENTS 1-2**

**SACKS**

Wake 15, Odrick 5, Starks 4.5, Misi 3.5, Vernon 3.5, Burnett 2.5, Wilson 2, Soliai 1.5, Carroll 1, Dansby 1, R. Jones 1, McCann 1, McDaniel 0.5.

**DOLPHINS 42.0, OPPONENTS 37.0**

**USUAL STARTERS**

**OFFENSE**

WR – Brian Hartline (15), Legadu Naanee (1)
LT – Jake Long (12), *Jonathan Martin (4)
LG – Richie Incognito (16)
C – Mike Pouncey (16)
RG – John Jerry (16)
RT – *Jonathan Martin (12), Nate Garner (4)
TE – Anthony Fasano (16)
WR – Davone Bess (13), Marlon Moore (2), *Rishard Matthews (1)
QB – *Ryan Tannehill (16)
RB – Reggie Bush (16)
FB – Charles Clay (9), Javorskie Lane (5), *Lamar Miller (1)
2TE – Jeron Mastrud (1)

**DEFENSE**

LE – Jared Odrick (12), Randy Starks (4)
DT – Randy Starks (12), Paul Soliai (4)
DT – Paul Soliai (12), Cameron Wake (4)
RE – Cameron Wake (12)
LOLB – Kevin Burnett (16)
ILB – Karlos Dansby (16)
ROLB – Koa Misi (14), Jason Trusnik (2)
LCB – Sean Smith (16)
RCB – Nolan Carroll (10), Richard Marshall (4), Dimitri Patterson (2)
SS – Chris Clemons (16)
FS – Reshad Jones (16)
5DB – Jimmy Wilson (4)

* Indicates Rookie

| PASSING | ATT. | COMP. | YDS. | PCT. | TD | INT. | LG | SCK/LST | RATING |
|---|---|---|---|---|---|---|---|---|---|
| Tannehill | 484 | 282 | 3294 | 58.3 | 12 | 13 | 80t | 35/234 | 76.1 |
| Mat. Moore | 19 | 11 | 131 | 57.9 | 1 | 0 | 37 | 2/9 | 96.6 |
| Fields | 1 | 0 | 0 | 0.0 | 0 | 0 | – | 0/0 | 39.6 |
| **DOLPHINS** | **504** | **293** | **3425** | **58.1** | **13** | **13** | **80t** | **37/243** | **76.7** |
| **OPPONENTS** | **600** | **353** | **4216** | **58.8** | **18** | **10** | **66** | **42/242** | **83.4** |

# 2013 FINAL STATISTICS (8-8)

| DATE | OPPONENT | SCORE | W/L | ATT. |
|---|---|---|---|---|
| 9/8 | at Cleveland | 23-10 | W | 71,513 |
| 9/15 | at Indianapolis | 24-20 | W | 65,406 |
| 9/22 | ATLANTA | 27-23 | W | 70,660 |
| 9/30 | at New Orleans | 17-38 | L | 73,118 |
| 10/6 | BALTIMORE | 23-26 | L | 68,342 |
| 10/20 | BUFFALO | 21-23 | L | 60,592 |
| 10/27 | at New England | 17-27 | L | 68,756 |
| 10/31 | CINCINNATI | 22-20 (OT) | W | 52,388 |
| 11/11 | at Tampa Bay | 19-22 | L | 64,448 |
| 11/17 | SAN DIEGO | 20-16 | W | 60,256 |
| 11/24 | CAROLINA | 16-20 | L | 60,156 |
| 12/1 | at N.Y. Jets | 23-3 | W | 76,957 |
| 12/8 | at Pittsburgh | 34-28 | W | 52,489 |
| 12/15 | NEW ENGLAND | 24-20 | W | 71,863 |
| 12/22 | at Buffalo | 0-19 | L | 54,305 |
| 12/29 | N.Y. JETS | 7-20 | L | 70,296 |

| TEAM STATISTICS | MIA. | OPP. |
|---|---|---|
| TOTAL FIRST DOWNS | 278 | 327 |
| Rushing | 61 | 114 |
| Passing | 205 | 192 |
| Penalty | 12 | 21 |
| Third Down: Made/Att. | 76/217 | 91/238 |
| Third Down Percentage | 35.0 | 38.2 |
| Fourth Down: Made/Att. | 3/12 | 8/15 |
| Fourth Down Percentage | 25.0 | 53.3 |
| POSSESSION AVG. | 28:27 | 31:33 |
| TOTAL NET YARDS | 5007 | 5750 |
| Average Per Game | 312.9 | 359.4 |
| Total Plays | 1001 | 1106 |
| Average Per Play | 5.0 | 5.2 |
| NET YARDS RUSHING | 1440 | 1998 |
| Average Per Game | 90.0 | 124.9 |
| Total Rushes | 349 | 484 |
| NET YARDS PASSING | 3567 | 3752 |
| Average Per Game | 222.9 | 234.5 |
| Sacked/Yards Lost | 58/399 | 42/272 |
| Gross Yards | 3966 | 4024 |
| Attempts/Completions | 594/357 | 580/344 |
| Completion Percentage. | 60.1 | 59.3 |
| Had Intercepted | 19 | 18 |
| PUNTS/AVERAGE | 85/48.8 | 78/43.7 |
| NET PUNTING AVG. | 85/42.4 | 78/38.7 |
| PENALTIES/YARDS | 70/598 | 95/748 |
| FUMBLES/BALL LOST | 16/7 | 14/6 |
| TOUCHDOWNS | 34 | 33 |
| Rushing | 8 | 14 |
| Passing | 24 | 17 |
| Returns | 2 | 2 |

| Score by Quarters | 1 | 2 | 3 | 4 | OT | Total |
|---|---|---|---|---|---|---|
| DOLPHINS | 43 | 117 | 88 | 67 | 2 | 317 |
| OPPONENTS | 67 | 92 | 88 | 88 | 0 | 335 |

| RUSHING | NO. | YDS. | AVG. | LG | TD |
|---|---|---|---|---|---|
| Miller | 177 | 709 | 4.0 | 49 | 2 |
| Dan. Thomas | 109 | 406 | 3.7 | 55 | 4 |
| Tannehill | 40 | 238 | 6.0 | 48 | 1 |
| Wallace | 3 | 33 | 11.0 | 13 | 0 |
| Gillislee | 6 | 21 | 3.5 | 06 | 0 |
| Thigpen | 6 | 18 | 3.0 | 09 | 0 |
| Clay | 7 | 15 | 2.1 | 13 | 1 |
| Fields | 1 | 0 | 0.0 | 00 | 0 |
| **DOLPHINS** | **349** | **1440** | **4.1** | **55** | **8** |
| **OPPONENTS** | **484** | **1998** | **4.1** | **51** | **14** |

| RECEIVING | NO. | YDS. | AVG. | LG | TD |
|---|---|---|---|---|---|
| Hartline | 76 | 1016 | 13.4 | 50 | 4 |
| Wallace | 73 | 930 | 12.7 | 57 | 5 |
| Clay | 69 | 759 | 11.0 | 67 | 6 |
| Matthews | 41 | 448 | 10.9 | 29 | 2 |
| Gibson | 30 | 326 | 10.9 | 46 | 3 |
| L. Miller | 26 | 170 | 6.5 | 22 | 0 |
| Dan. Thomas | 15 | 63 | 4.2 | 16 | 2 |
| Thigpen | 8 | 97 | 12.1 | 50 | 1 |
| Egnew | 7 | 69 | 9.9 | 14 | 0 |
| Mar. Moore | 6 | 56 | 9.3 | 13 | 0 |
| Sims | 6 | 32 | 5.3 | 08 | 1 |
| **DOLPHINS** | **357** | **3966** | **11.1** | **67** | **24** |
| **OPPONENTS** | **344** | **4024** | **11.7** | **67** | **17** |

| INTERCEPTIONS | NO. | YDS. | AVG. | LG | TD |
|---|---|---|---|---|---|
| Grimes | 4 | 102 | 25.5 | 94t | 1 |
| Patterson | 4 | 7 | 1.8 | 03 | 0 |
| Carroll | 3 | 24 | 8.0 | 24 | 0 |
| Ellerbe | 2 | 25 | 12.5 | 16 | 0 |
| Wilson | 2 | 21 | 10.5 | 23 | 0 |
| R. Jones | 1 | 25 | 25.0 | 25t | 1 |
| Clemons | 1 | 0 | 0.0 | 00 | 0 |
| M. Thomas | 1 | 0 | 0.0 | 00 | 0 |
| **DOLPHINS** | **18** | **204** | **11.3** | **94t** | **2** |
| **OPPONENTS** | **19** | **165** | **8.7** | **29** | **2** |

| PUNTING | NO. | YDS. | AVG. | LG | BK |
|---|---|---|---|---|---|
| Fields | 85 | 4150 | 48.8 | 74 | 0 |
| **DOLPHINS** | **85** | **4150** | **48.8** | **74** | **0** |
| **OPPONENTS** | **78** | **3406** | **43.7** | **72** | **1** |

| PUNT RET. | NO. | YDS. | AVG. | LG | TD |
|---|---|---|---|---|---|
| Thigpen | 34 | 264 | 7.8 | 34 | 0 |
| **DOLPHINS** | **34** | **264** | **7.8** | **34** | **0** |
| **OPPONENTS** | **42** | **407** | **9.7** | **52** | **0** |

| KICKOFF RET. | NO. | YDS. | AVG. | LG | TD |
|---|---|---|---|---|---|
| Thigpen | 39 | 878 | 22.5 | 50 | 0 |
| Clay | 2 | 23 | 11.5 | 15 | 0 |
| Spitler | 1 | 0 | 0.0 | 00 | 0 |
| **DOLPHINS** | **42** | **901** | **21.5** | **50** | **0** |
| **OPPONENTS** | **36** | **826** | **22.9** | **47** | **0** |

| SCORING | Ru | Pa | Rt | PAT | FG | S | 2 | TP |
|---|---|---|---|---|---|---|---|---|
| Sturgis | 0 | 0 | 0 | 33/33 | 26/34 | 0 | 0 | 111 |
| Clay | 1 | 6 | 0 | 0/0 | 0/0 | 0 | 0 | 42 |
| Dan. Thomas | 4 | 2 | 0 | 0/0 | 0/0 | 0 | 0 | 36 |
| Wallace | 0 | 5 | 0 | 0/0 | 0/0 | 0 | 0 | 30 |
| Hartline | 0 | 4 | 0 | 0/0 | 0/0 | 0 | 0 | 24 |
| Gibson | 0 | 3 | 0 | 0/0 | 0/0 | 0 | 0 | 18 |
| Matthews | 0 | 2 | 0 | 0/0 | 0/0 | 0 | 0 | 12 |
| L. Miller | 2 | 0 | 0 | 0/0 | 0/0 | 0 | 0 | 12 |
| Grimes | 0 | 0 | 1 | 0/0 | 0/0 | 0 | 0 | 6 |
| R. Jones | 0 | 0 | 1 | 0/0 | 0/0 | 0 | 0 | 6 |
| Sims | 0 | 1 | 0 | 0/0 | 0/0 | 0 | 0 | 6 |
| Tannehill | 1 | 0 | 0 | 0/0 | 0/0 | 0 | 0 | 6 |
| Thigpen | 0 | 1 | 0 | 0/0 | 0/0 | 0 | 0 | 6 |
| Wake | 0 | 0 | 0 | 0/0 | 0/0 | 1 | 0 | 2 |
| **DOLPHINS** | **8** | **24** | **2** | **33/33** | **26/34** | **1** | **0** | **317** |
| **OPPONENTS** | **14** | **17** | **2** | **33/33** | **34/40** | **1** | **0** | **335** |

| FIELD GOALS | 1-19 | 20-29 | 30-39 | 40-49 | 50+ |
|---|---|---|---|---|---|
| Sturgis | 1/1 | 4/4 | 10/12 | 8/10 | 3/7 |
| **DOLPHINS** | **1/1** | **4/4** | **10/12** | **8/10** | **3/7** |
| **OPPONENTS** | **0/0** | **14/14** | **10/13** | **5/7** | **5/6** |

**TWO-POINT CONVERSIONS**

**DOLPHINS 0-1, OPPONENTS 0-0**

**SACKS**

Vernon 11.5, Wake 8.5, Odrick 4.5, Starks 4, Shelby 2.5, Carroll 2, Jordan 2, Misi 2, R. Jones 1.5, Ellerbe 1, Patterson 1, Soliai 1, Wheeler 0.5.

**DOLPHINS 42.0, OPPONENTS 58.0**

**USUAL STARTERS**

**OFFENSE**

WR – Brian Hartline (15)
LT – Bryant McKinnie (10), Jonathan Martin (6)
LG – Richie Incognito (8), Sam Brenner (4), Nate Garner (4)
C – Mike Pouncey (14), Nate Garner (2)
RG – John Jerry (16)
RT – Tyson Clabo (15), Jonathon Martin (1)
TE – Charles Clay (15), Dion Sims (1)
WR – Mike Wallace (16)
QB – Ryan Tannehill (16)
RB – Lamar Miller (15), Daniel Thomas (1)
WR – Rishard Matthews (5), Brandon Gibson (3)
2TE – Michael Egnew (5), Dion Sims (3)
3TE – Dion Sims (1)

**DEFENSE**

LE – Cameron Wake (15), Derrick Shelby (1)
DT – Randy Starks (13), Jared Odrick (3)
DT – Paul Soliai (15), Randy Starks (1)
RE – Olivier Vernon (15), Jared Odrick (1)
LOLB – Philip Wheeler (16)
ILB – Dannell Ellerbe (15), Jason Trusnik (1)
ROLB – Koa Misi (12), Jason Trusnik (1)
CB – Brent Grimes (16)
CB – Nolan Carroll (12), Dimitri Patterson (4)
SS – Chris Clemons (16)
FS – Reshad Jones (16)
5DB – Jimmy Wilson (3)

* Indicates Rookie

| PASSING | ATT. | COMP. | YDS. | PCT. | TD | INT. | LG | SCK/LST | RATING |
|---|---|---|---|---|---|---|---|---|---|
| Tannehill | 588 | 355 | 3913 | 60.4 | 24 | 17 | 67 | 58/399 | 81.7 |
| Mat. Moore | 6 | 2 | 53 | 33.3 | 0 | 2 | 50 | 0/0 | 27.1 |
| **DOLPHINS** | **594** | **357** | **3966** | **60.1** | **24** | **19** | **67** | **58/399** | **80.1** |
| **OPPONENTS** | **580** | **344** | **4024** | **59.3** | **17** | **18** | **67** | **42/272** | **77.3** |

# 2014 FINAL STATISTICS (8-8)

| DATE | OPPONENT | SCORE | W/L | ATT. |
|---|---|---|---|---|
| 9/7 | NEW ENGLAND | 33-20 | W | 70,630 |
| 9/14 | at Buffalo | 10-29 | L | 69,954 |
| 9/21 | KANSAS CITY | 15-34 | L | 70,313 |
| 9/28 | at Oakland | 38-14 | W | 83,436 |
| 10/12 | GREEN BAY | 24-27 | L | 70,875 |
| 10/19 | at Chicago | 27-14 | W | 62,413 |
| 10/26 | at Jacksonville | 27-13 | W | 65,633 |
| 11/02 | SAN DIEGO | 37-0 | W | 70,222 |
| 11/09 | at Detroit | 16-20 | L | 63,179 |
| 11/13 | BUFFALO | 22-9 | W | 71,573 |
| 11/23 | at Denver | 36-39 | L | 76,987 |
| 12/01 | at N.Y. Jets | 16-13 | W | 78,160 |
| 12/07 | BALTIMORE | 13-28 | L | 70,244 |
| 12/14 | at New England | 13-41 | L | 68,756 |
| 12/21 | MINNESOTA | 37-35 | W | 66,203 |
| 12/28 | N.Y. JETS | 24-37 | L | 70,220 |

| TEAM STATISTICS | MIA. | OPP. |
|---|---|---|
| TOTAL FIRST DOWNS | 361 | 309 |
| Rushing | 99 | 99 |
| Passing | 226 | 194 |
| Penalty | 36 | 16 |
| Third Down: Made/Att. | 80/200 | 98/223 |
| Third Down Percentage | 40.0 | 43.9 |
| Fourth Down: Made/Att. | 7/19 | 13/22 |
| Fourth Down Percentage | 36.8 | 59.1 |
| POSSESSION AVG. | 30:08 | 29:52 |
| TOTAL NET YARDS | 5601 | 5494 |
| Average Per Game | 350.1 | 343.4 |
| Total Plays | 1040 | 1029 |
| Average Per Play | 5.4 | 5.3 |
| NET YARDS RUSHING | 1872 | 1937 |
| Average Per Game | 117.0 | 121.1 |
| Total Rushes | 399 | 453 |
| NET YARDS PASSING | 3729 | 3557 |
| Average Per Game | 233.1 | 222.3 |
| Sacked/Yards Lost | 46/337 | 39/211 |
| Gross Yards | 4066 | 3768 |
| Attempts/Completions | 595/394 | 537/338 |
| Completion Percentage. | 66.2 | 62.9 |
| Had Intercepted | 12 | 14 |
| PUNTS/AVERAGE | 59/45.6 | 61/42.5 |
| NET PUNTING AVG. | 59/38.6 | 61/38.2 |
| PENALTIES/YARDS | 81/635 | 105/920 |
| FUMBLES/BALL LOST | 27/11 | 19/11 |
| TOUCHDOWNS | 42 | 42 |
| Rushing | 12 | 13 |
| Passing | 27 | 27 |
| Returns | 3 | 2 |

| Score by Quarters | 1 | 2 | 3 | 4 | OT | Total |
|---|---|---|---|---|---|---|
| DOLPHINS | 53 | 108 | 137 | 90 | 0 | 388 |
| OPPONENTS | 74 | 84 | 85 | 130 | 0 | 373 |

| RUSHING | NO. | YDS. | AVG. | LG | TD |
|---|---|---|---|---|---|
| Miller | 216 | 1099 | 5.1 | 97t | 8 |
| Tannehill | 56 | 311 | 5.6 | 40 | 1 |
| Dan. Thomas | 44 | 168 | 3.8 | 15 | 2 |
| Moreno | 31 | 148 | 4.8 | 15 | 1 |
| Damie. Williams | 36 | 122 | 3.4 | 19 | 0 |
| M. Wallace | 4 | 16 | 4.0 | 12 | 0 |
| L. James | 3 | 9 | 3.0 | 05 | 0 |
| Matthews | 1 | 3 | 3.0 | 03 | 0 |
| Darkwa | 4 | 2 | 0.5 | 07 | 0 |
| Moore | 2 | -2 | -1.0 | -1 | 0 |
| Landry | 2 | -4 | -2.0 | 04 | 0 |
| **DOLPHINS** | **399** | **1872** | **4.7** | **97t** | **12** |
| **OPPONENTS** | **453** | **1937** | **4.3** | **47** | **13** |

| RECEIVING | NO. | YDS. | AVG. | LG | TD |
|---|---|---|---|---|---|
| Landry | 84 | 758 | 9.0 | 25 | 5 |
| M. Wallace | 67 | 862 | 12.9 | 50 | 10 |
| Clay | 58 | 605 | 10.4 | 41 | 3 |
| Hartline | 39 | 474 | 12.2 | 35 | 2 |
| Miller | 38 | 275 | 7.2 | 20 | 1 |
| Gibson | 29 | 295 | 10.2 | 40 | 1 |
| Sims | 24 | 284 | 11.8 | 38 | 2 |
| Damie. Williams | 21 | 187 | 8.9 | 32 | 1 |
| Dan. Thomas | 13 | 121 | 9.3 | 25 | 0 |
| Matthews | 12 | 135 | 11.3 | 23 | 2 |
| Darkwa | 3 | 31 | 10.3 | 17 | 0 |
| Hoskins | 3 | 21 | 7.0 | 14 | 0 |
| Damia. Williams | 1 | 14 | 14.0 | 14 | 0 |
| Moreno | 1 | 8 | 8.0 | 08 | 0 |
| Tannehill | 1 | -4 | -4.0 | 00 | 0 |
| **DOLPHINS** | **394** | **4066** | **10.3** | **50** | **27** |
| **OPPONENTS** | **338** | **3768** | **11.1** | **74t** | **27** |

| INTERCEPTIONS | NO. | YDS. | AVG. | LG | TD |
|---|---|---|---|---|---|
| Grimes | 5 | 80 | 16.0 | 32 | 1 |
| R. Jones | 3 | 62 | 20.7 | 50 | 0 |
| Delmas | 1 | 81 | 81.0 | 81t | 1 |
| Aikens | 1 | 43 | 43.0 | 43 | 0 |
| J. Wilson | 1 | 31 | 31.0 | 31 | 0 |
| Shelby | 1 | 2 | 2.0 | 02 | 0 |
| Stanford | 1 | 0 | 0.0 | 00 | 0 |
| Trusnik | 1 | 0 | 0.0 | 00 | 0 |
| **DOLPHINS** | **14** | **299** | **21.4** | **81t** | **2** |
| **OPPONENTS** | **12** | **252** | **21.0** | **70** | **0** |

| PUNTING | NO. | YDS. | AVG. | LG | BK |
|---|---|---|---|---|---|
| Fields | 58 | 2688 | 46.3 | 60 | 1 |
| **DOLPHINS** | **59** | **2688** | **45.6** | **60** | **1** |
| **OPPONENTS** | **61** | **2593** | **42.5** | **64** | **3** |

| PUNT RET. | NO. | YDS. | AVG. | LG | TD |
|---|---|---|---|---|---|
| Landry | 25 | 204 | 8.2 | 32 | 0 |
| **DOLPHINS** | **25** | **204** | **8.2** | **32** | **0** |
| **OPPONENTS** | **36** | **349** | **9.7** | **47** | **0** |

| KICKOFF RET. | NO. | YDS. | AVG. | LG | TD |
|---|---|---|---|---|---|
| Landry | 34 | 954 | 28.1 | 74 | 0 |
| Damie. Williams | 5 | 102 | 20.4 | 26 | 0 |
| Fede | 1 | 13 | 13.0 | 13 | 0 |
| Garner | 1 | 13 | 13.0 | 13 | 0 |
| **DOLPHINS** | **41** | **1082** | **26.4** | **74** | **0** |
| **OPPONENTS** | **46** | **1237** | **26.9** | **102t** | **1** |

| SCORING | Ru | Pa | Rt | PAT | FG | S | 2 | TP |
|---|---|---|---|---|---|---|---|---|
| Sturgis | 0 | 0 | 0 | 41/41 | 29/37 | 0 | 0 | 128 |
| M. Wallace | 0 | 10 | 0 | 0/0 | 0/0 | 0 | 0 | 60 |
| Miller | 8 | 1 | 0 | 0/0 | 0/0 | 0 | 0 | 54 |
| Landry | 0 | 5 | 0 | 0/0 | 0/0 | 0 | 0 | 30 |
| Clay | 0 | 3 | 0 | 0/0 | 0/0 | 0 | 0 | 18 |
| D. Thomas | 2 | 0 | 0 | 0/0 | 0/0 | 0 | 1 | 14 |
| Hartline | 0 | 2 | 0 | 0/0 | 0/0 | 0 | 0 | 12 |
| Matthews | 0 | 2 | 0 | 0/0 | 0/0 | 0 | 0 | 12 |
| Sims | 0 | 2 | 0 | 0/0 | 0/0 | 0 | 0 | 12 |
| Delmas | 0 | 0 | 1 | 0/0 | 0/0 | 0 | 0 | 6 |
| Finnegan | 0 | 0 | 1 | 0/0 | 0/0 | 0 | 0 | 6 |
| Gibson | 0 | 1 | 0 | 0/0 | 0/0 | 0 | 0 | 6 |
| Grimes | 0 | 0 | 1 | 0/0 | 0/0 | 0 | 0 | 6 |
| Moreno | 1 | 0 | 0 | 0/0 | 0/0 | 0 | 0 | 6 |
| Tannehill | 1 | 0 | 0 | 0/0 | 0/0 | 0 | 0 | 6 |
| Damie. Williams | 0 | 1 | 0 | 0/0 | 0/0 | 0 | 0 | 6 |
| Fede | 0 | 0 | 0 | 0/0 | 0/0 | 1 | 0 | 2 |
| **DOLPHINS** | **12** | **27** | **3** | **41/41** | **29/37** | **3** | **1** | **388** |
| **OPPONENTS** | **13** | **27** | **2** | **39/39** | **26/34** | **0** | **2** | **373** |

| FIELD GOALS | 1-19 | 20-29 | 30-39 | 40-49 | 50+ |
|---|---|---|---|---|---|
| Sturgis | 1/1 | 12/12 | 7/8 | 6/10 | 3/6 |
| **DOLPHINS** | **1/1** | **12/12** | **7/8** | **6/10** | **3/6** |
| **OPPONENTS** | **1/1** | **6/ 6** | **11/13** | **7/13** | **1/1** |

### TWO-POINT CONVERSIONS

Dan. Thomas 1.

**DOLPHINS 1-1, OPPONENTS 2-3**

### SACKS

Wake 11.5, Vernon 6.5, Starks 4.5, Jenkins 3.5, Shelby 3, Mitchell 2, Delmas 1, Fede 1, Freeny 1, R. Jones 1, Jordan 1, McCain 1, Misi 1, Odrick 1.

**DOLPHINS 39.0, OPPONENTS 46.0**

### USUAL STARTERS

#### OFFENSE

WR – Brian Hartline (16)
LT – Branden Albert (9), *Ja'Wuan James (7)
LG – Daryn Colledge (13), Dallas Thomas (2), Shelley Smith (1)
C – Samson Satele (16)
RG – Mike Pouncey (12), Shelley Smith (2), Dallas Thomas (2)
RT – *Ja'Wuan James (9), Dallas Thomas (5), Jason Fox (2)
TE – Charles Clay (14), Dion Sims (1)
WR – Mike Wallace (16)
QB – Ryan Tannehill (16)
RB – Lamar Miller (16)
WR – *Jarvis Landry (11), Brandon Gibson (4)
WR – Brandon Gibson (1)
2TE – Dion Sims (1)

#### DEFENSE

LE – Cameron Wake (16)
DT – Randy Starks (15), Earl Mitchell (2)
DT – Jared Odrick (16), Earl Mitchell (2)
RE – Olivier Vernon (16)
LB – Philip Wheeler (4), Jason Trusnik (1), Dion Jordan (1)
LB – Koa Misi (11), Jason Trusnik (4), Kelvin Sheppard (1)
LB – Jelani Jenkins (14), Dannell Ellerbe (1), Jason Trusnik (1)
CB – Brent Grimes (16)
CB – Cortland Finnegan (12), Jamar Taylor (2), R.J Stanford (1), Jimmy Wilson (1)
S – Louis Delmas (12), Jimmy Wilson (3), Michael Thomas (1)
S – Reshad Jones (12), Jimmy Wilson (4)
5DB – Jimmy Wilson (5), Jamar Taylor (1), Michael Thomas (1)

* Indicates Rookie

| PASSING | ATT. | COMP. | YDS. | PCT. | TD | INT. | LG | SCK/LST | RATING |
|---|---|---|---|---|---|---|---|---|---|
| Tannehill | 590 | 392 | 4045 | 66.4 | 27 | 12 | 50 | 46/337 | 92.8 |
| Mat. Moore | 4 | 2 | 21 | 50.0 | 0 | 0 | 14 | 0/0 | 65.6 |
| M. Wallace | 1 | 0 | 0 | – | 0 | 0 | – | 0/0 | 39.6 |
| **DOLPHINS** | **595** | **394** | **4066** | **66.2** | **27** | **12** | **50** | **46/337** | **92.5** |
| **OPPONENTS** | **537** | **338** | **3768** | **62.9** | **27** | **14** | **74t** | **39/211** | **89.7** |

# 2015 FINAL STATISTICS (6-10)

| DATE | OPPONENT | SCORE | W/L | ATT. |
|---|---|---|---|---|
| 9/13 | at Washington | 17-10 | W | 76,512 |
| 9/20 | at Jacksonville | 20-23 | L | 65,443 |
| 9/27 | BUFFALO | 14-41 | L | 64,869 |
| 10/04 | N.Y. JETS | 14-27 | L | 83,896 |
| 10/18 | at Tennessee | 38-10 | W | 62,342 |
| 10/25 | HOUSTON | 44-26 | W | 65,251 |
| 10/29 | at New England | 7-36 | L | 66,829 |
| 11/8 | at Buffalo | 17-33 | L | 70,214 |
| 11/15 | at Philadelphia | 20-19 | W | 69,596 |
| 11/22 | DALLAS | 14-24 | L | 65,115 |
| 11/29 | at N.Y. Jets | 20-38 | L | 78,160 |
| 12/06 | BALTIMORE | 15-13 | W | 64,519 |
| 12/14 | N.Y. GIANTS | 24-31 | L | 65,408 |
| 12/20 | at San Diego | 14-30 | L | 66,676 |
| 12/27 | INDIANAPOLIS | 12-18 | L | 65,482 |
| 1/3/16 | NEW ENGLAND | 20-10 | W | 62,918 |

| TEAM STATISTICS | MIA. | OPP. |
|---|---|---|
| TOTAL FIRST DOWNS | 291 | 351 |
| Rushing | 72 | 112 |
| Passing | 194 | 203 |
| Penalty | 25 | 36 |
| Third Down: Made/Atts. | 63/205 | 96/221 |
| Third Down Percentage | 30.7 | 43.4 |
| Fourth Down: Made/Atts | 8/22 | 4/12 |
| Fourth Down Percentage | 36.4 | 33.3 |
| POSSESSION AVG. | 27:22 | 32:28 |
| TOTAL NET YARDS | 5307 | 6019 |
| Average Per Game | 331.7 | 376.2 |
| Total Plays | 977 | 1075 |
| Average Per Play | 5.4 | 5.6 |
| NET YARDS RUSHING | 1496 | 2019 |
| Average Per Game | 93.5 | 126.2 |
| Total Rushes | 344 | 502 |
| NET YARDS PASSING | 3811 | 4000 |
| Average Per Game | 238.2 | 250.0 |
| Sacked/Yards Lost | 45/420 | 31/225 |
| Gross Yards | 4231 | 4225 |
| Attempts/Completions | 588/365 | 542/350 |
| Completion Percentage. | 62.1 | 64.6 |
| Had Intercepted | 12 | 13 |
| PUNTS/AVERAGE | 92/47.6 | 77/45.7 |
| NET PUNTING AVG. | 92/39.7 | 77/38.6 |
| PENALTIES/YARDS | 134/1090 | 121/1005 |
| FUMBLES/BALL LOST | 23/7 | 12/3 |
| TOUCHDOWNS | 39 | 46 |
| Rushing | 11 | 13 |
| Passing | 24 | 31 |
| Returns | 2 | 2 |

| Score by Quarters | 1 | 2 | 3 | 4 | OT | Total |
|---|---|---|---|---|---|---|
| DOLPHINS | 47 | 113 | 67 | 83 | 0 | 310 |
| OPPONENTS | 96 | 127 | 65 | 101 | 0 | 389 |

| RUSHING | NO. | YDS. | AVG. | LG | TD |
|---|---|---|---|---|---|
| Miller | 194 | 872 | 4.5 | 85t | 8 |
| Ajayi | 49 | 187 | 3.8 | 24 | 1 |
| Tannehill | 32 | 141 | 4.4 | 28 | 1 |
| Gray | 31 | 122 | 3.9 | 16 | 0 |
| Landry | 18 | 113 | 6.3 | 22t | 1 |
| D. Williams | 16 | 59 | 3.7 | 19 | 0 |
| Matthews | 1 | 4 | 4.0 | 04 | 0 |
| M. Moore | 3 | -2 | -0.7 | 00 | 0 |
| **DOLPHINS** | **344** | **1496** | **4.3** | **85t** | **11** |
| **OPPONENTS** | **502** | **2019** | **4.0** | **53** | **13** |

| RECEIVING | NO. | YDS. | AVG. | LG | TD |
|---|---|---|---|---|---|
| Landry | 110 | 1157 | 10.5 | 50t | 4 |
| Miller | 47 | 397 | 8.4 | 54t | 2 |
| Matthews | 43 | 662 | 15.4 | 53t | 4 |
| Cameron | 35 | 386 | 11.0 | 29 | 3 |
| Stills | 27 | 440 | 16.3 | 47t | 3 |
| Parker | 26 | 494 | 19.0 | 49 | 3 |
| D. Williams | 21 | 142 | 6.8 | 23 | 1 |
| Jennings | 19 | 208 | 10.9 | 31 | 1 |
| Sims | 18 | 127 | 7.1 | 22 | 1 |
| Ajayi | 7 | 90 | 12.9 | 20 | 0 |
| Gray | 6 | 72 | 12.0 | 25 | 0 |
| Stoneburner | 5 | 47 | 9.4 | 13 | 2 |
| Tannehill | 1 | 9 | 9.0 | 09 | 0 |
| **DOLPHINS** | **365** | **4231** | **11.6** | **54t** | **24** |
| **OPPONENTS** | **350** | **4225** | **12.1** | **84t** | **31** |

| INTERCEPTIONS | NO. | YDS. | AVG. | LG | TD |
|---|---|---|---|---|---|
| R. Jones | 5 | 104 | 20.8 | 42 | 2 |
| Grimes | 4 | 20 | 5.0 | 17 | 0 |
| Bowman | 1 | 38 | 38.0 | 38 | 0 |
| Shelby | 1 | 22 | 22.0 | 22t | 1 |
| Hewitt | 1 | 0 | 0.0 | 00 | 0 |
| Br. McCain | 1 | 0 | 0.0 | 00 | 0 |
| **DOLPHINS** | **13** | **184** | **14.2** | **42** | **3** |
| **OPPONENTS** | **12** | **176** | **14.7** | **43t** | **2** |

| PUNTING | NO. | YDS. | AVG. | LG | BK |
|---|---|---|---|---|---|
| Darr | 92 | 4380 | 47.6 | 70 | 0 |
| **DOLPHINS** | **92** | **4380** | **47.6** | **70** | **0** |
| **OPPONENTS** | **77** | **3520** | **45.7** | **67** | **1** |

| PUNT RET. | NO. | YDS. | AVG. | LG | TD |
|---|---|---|---|---|---|
| Landry | 36 | 356 | 9.9 | 69t | 1 |
| Grimes | 4 | 59 | 14.8 | 28 | 0 |
| Matthews | 1 | 9 | 9.0 | 9 | 0 |
| **DOLPHINS** | **41** | **424** | **10.3** | **69t** | **1** |
| **OPPONENTS** | **50** | **526** | **10.5** | **58** | **0** |

| KICKOFF RET. | NO. | YDS. | AVG. | LG | TD |
|---|---|---|---|---|---|
| D. Williams | 21 | 457 | 21.8 | 37 | 0 |
| Landry | 13 | 321 | 24.7 | 50 | 0 |
| L. James | 2 | 54 | 27.0 | 29 | 0 |
| Jones | 2 | 43 | 21.5 | 25 | 0 |
| Mostert | 2 | 57 | 28.5 | 32 | 0 |
| Ajayi | 1 | 20 | 20.0 | 20 | 0 |
| Sheppard | 1 | 0 | 0.0 | 0 | 0 |
| Vigil | 1 | 6 | 6.0 | 6 | 0 |
| **DOLPHINS** | **43** | **958** | **22.3** | **50** | **0** |
| **OPPONENTS** | **23** | **508** | **22.1** | **41** | **0** |

| SCORING | Ru | Pa | Rt | PAT | FG | S | 2 | TP |
|---|---|---|---|---|---|---|---|---|
| Franks | 0 | 0 | 0 | 33/36 | 13/16 | 0 | 0 | 72 |
| Miller | 8 | 2 | 0 | 0/0 | 0/0 | 0 | 0 | 60 |
| Landry | 1 | 4 | 1 | 0/0 | 0/0 | 0 | 1 | 38 |
| Matthews | 0 | 4 | 0 | 0/0 | 0/0 | 0 | 0 | 24 |
| Cameron | 0 | 3 | 0 | 0/0 | 0/0 | 0 | 0 | 18 |
| Parker | 0 | 3 | 0 | 0/0 | 0/0 | 0 | 0 | 18 |
| Stills | 0 | 3 | 0 | 0/0 | 0/0 | 0 | 0 | 18 |
| Jones | 0 | 0 | 2 | 0/0 | 0/0 | 0 | 0 | 12 |
| Stoneburner | 0 | 2 | 0 | 0/0 | 0/0 | 0 | 0 | 12 |
| Ajayi | 1 | 0 | 0 | 0/0 | 0/0 | 0 | 1 | 8 |
| Jennings | 0 | 1 | 0 | 0/0 | 0/0 | 0 | 0 | 6 |
| Shelby | 0 | 0 | 1 | 0/0 | 0/0 | 0 | 0 | 6 |
| Sims | 0 | 1 | 0 | 0/0 | 0/0 | 0 | 0 | 6 |
| Tannehill | 1 | 0 | 0 | 0/0 | 0/0 | 0 | 0 | 6 |
| D. Williams | 0 | 1 | 0 | 0/0 | 0/0 | 0 | 0 | 6 |
| **DOLPHINS** | **11** | **24** | **4** | **33/36** | **13/16** | **0** | **2** | **310** |
| **OPPONENTS** | **13** | **31** | **2** | **42/45** | **21/29** | **4** | **0** | **389** |

| FIELD GOALS | 1-19 | 20-29 | 30-39 | 40-49 | 50+ |
|---|---|---|---|---|---|
| Franks | 1/1 | 3/3 | 4/4 | 4/6 | 1/2 |
| **DOLPHINS** | **1/1** | **3/3** | **4/4** | **4/6** | **1/2** |
| **OPPONENTS** | **0/0** | **5/5** | **9/10** | **4/9** | **3/5** |

### TWO-POINT CONVERSIONS

Ajayi 1, Landry 1.

**DOLPHINS 2-3, OPPONENTS 0-1**

### SACKS

Vernon 7.5, Wake 7, Suh 6, Shelby 3.5, Jones 2, Phillips 2, Kovacs 1, C. McCain 1, D. Moore 1.

**DOLPHINS 31.0, OPPONENTS 45.0**

### USUAL STARTERS

#### OFFENSE

WR – Kenny Stills (8), Greg Jennings (5)
LT – Branden Albert (14), Jason Fox (2)
LG – Dallas Thomas (16)
C – Mike Pouncey (14), *Jamil Douglas (2)
RG – Billy Turner (12), *Jamil Douglas (4)
RT – Jason Fox (9), Ja'Wuan James (7)
TE – Jordan Cameron (16)
WR – Rishard Matthews (11), DeVante Parker (4)
QB – Ryan Tannehill (16)
RB – Lamar Miller (16)
WR – Jarvis Landry (14), Matt Hazel (1)
2TE – Dion Sims (4), Jake Stoneburner (1)

#### DEFENSE

LE – Derrick Shelby (8), Cameron Wake (7)
DT – Ndamukong Suh (16)
DT – Earl Mitchell (12), *Jordan Phillips (4)
RE – Olivier Vernon (16)
LB – Koa Misi (13), Zach Vigil (2)
LB – Kelvin Sheppard (13), Jelani Jenkins (1)
LB – Jelani Jenkins (12), Neville Hewitt (2)
CB – Brent Grimes (15), Brice McCain (1)
CB – Brice McCain (10), Jamar Taylor (5), *Bobby McCain (1)
S – Michael Thomas (13), Walt Aikens (3)
S – Reshad Jones (16)
5DB – Bobby McCain (3), Walt Aikens (2), Shamiel Gary (1), Jamar Taylor (1)

* Indicates Rookie

| PASSING | ATT. | COMP. | YDS. | PCT. | TD | INT. | LG | SCK/LST | RATING |
|---|---|---|---|---|---|---|---|---|---|
| Tannehill | 586 | 363 | 4208 | 61.9 | 24 | 12 | 54t | 45/420 | 88.7 |
| Mat. Moore | 1 | 1 | 14 | 100.0 | 0 | 0 | 14 | 0/0 | 118.8 |
| Landry | 1 | 1 | 9 | 100.0 | 0 | 0 | 09 | 0/0 | 104.2 |
| **DOLPHINS** | **588** | **365** | **4231** | **62.1** | **24** | **12** | **54t** | **45/420** | **88.9** |
| **OPPONENTS** | **542** | **350** | **4225** | **64.6** | **31** | **13** | **84t** | **31/225** | **97.4** |

# 2016 FINAL STATISTICS (10-6)

| DATE | OPPONENT | SCORE | W/L | ATT. |
|---|---|---|---|---|
| 9/11 | at Seattle | 10-12 | L | 69,012 |
| 9/18 | at New England | 24-31 | L | 66,829 |
| 9/25 | CLEVELAND | 30-24 (OT) | W | 65,176 |
| 9/29 | at Cincinnati | 7-22 | L | 60,834 |
| 10/9 | TENNESSEE | 17-30 | L | 64,425 |
| 10/16 | PITTSBURGH | 30-15 | W | 65,351 |
| 10/23 | BUFFALO | 28-25 | W | 65,658 |
| 11/6 | N.Y. JETS | 27-23 | W | 65,722 |
| 11/13 | at San Diego | 31-24 | W | 55,107 |
| 11/20 | at Los Angeles | 14-10 | W | 83,483 |
| 11/27 | SAN FRANCISCO | 31-24 | W | 65,856 |
| 12/4 | at Baltimore | 6-38 | L | 70,916 |
| 12/11 | ARIZONA | 26-23 | W | 65,750 |
| 12/17 | at N.Y. Jets | 34-13 | W | 78,160 |
| 12/24 | at Buffalo | 34-31 (OT) | W | 64,690 |
| 1/1/17 | NEW ENGLAND | 14-35 | L | 66,163 |

| TEAM STATISTICS | MIA. | OPP. |
|---|---|---|
| TOTAL FIRST DOWNS | 278 | 349 |
| Rushing | 90 | 109 |
| Passing | 167 | 199 |
| Penalty | 21 | 41 |
| 3rd Down: Made/Att | 69/188 | 77/213 |
| 3rd Down Pct. | 36.7 | 36.2 |
| 4th Down: Made/Att | 0/4 | 9/16 |
| 4th Down Pct. | 0.0 | 56.3 |
| POSSESSION AVG | 28:23 | 31:37 |
| TOTAL NET YARDS | 5324 | 6122 |
| Avg. Per Game | 332.8 | 382.6 |
| Total Plays | 912 | 1088 |
| Avg. Per Play | 5.8 | 5.6 |
| NET YARDS RUSHING | 1824 | 2247 |
| Avg. Per Game | 114.0 | 140.4 |
| Total Rushes | 405 | 464 |
| NET YARDS PASSING | 3500 | 3875 |
| Avg. Per Game | 218.8 | 242.2 |
| Sacked/Yards Lost | 30/216 | 33/226 |
| Gross Yards | 3716 | 4101 |
| Att./Completions | 477/316 | 591/368 |
| Completion Pct. | 66.2 | 62.3 |
| Had Intercepted | 15 | 16 |
| PUNTS/AVERAGE | 90/44.3 | 74/41.8 |
| NET PUNTING AVG. | 90/39.9 | 74/37.4 |
| PENALTIES/YARDS | 125/1141 | 109/919 |
| FUMBLES/BALL LOST | 26/8 | 24/9 |
| TOUCHDOWNS | 45 | 43 |
| Rushing | 14 | 12 |
| Passing | 27 | 30 |
| Returns | 4 | 1 |

| Score by Quarters | 1 | 2 | 3 | 4 | OT | Total |
|---|---|---|---|---|---|---|
| DOLPHINS | 41 | 101 | 111 | 101 | 9 | 363 |
| OPPONENTS | 110 | 95 | 58 | 117 | 0 | 380 |

| RUSHING | NO. | YDS. | AVG. | LG | TD |
|---|---|---|---|---|---|
| Ajayi | 260 | 1272 | 4.9 | 62t | 8 |
| Drake | 33 | 179 | 5.4 | 45t | 2 |
| Tannehill | 39 | 164 | 4.2 | 18 | 1 |
| D. Williams | 35 | 115 | 3.3 | 23 | 3 |
| Foster | 22 | 55 | 2.5 | 09 | 0 |
| Pead | 8 | 22 | 2.8 | 04 | 0 |
| Landry | 5 | 17 | 3.4 | 13 | 0 |
| Grant | 1 | 1 | 1.0 | 01 | 0 |
| Darr | 1 | 0 | 0.0 | 00 | 0 |
| Moore | 1 | -1 | -1.0 | -1 | 0 |
| **DOLPHINS** | **405** | **1824** | **4.5** | **62t** | **14** |
| **OPPONENTS** | **464** | **2247** | **4.8** | **60t** | **12** |

| RECEIVING | NO. | YDS. | AVG. | LG | TD |
|---|---|---|---|---|---|
| Landry | 94 | 1136 | 12.1 | 71 | 4 |
| Parker | 56 | 744 | 13.3 | 56t | 4 |
| Stills | 42 | 726 | 17.3 | 74t | 9 |
| Ajayi | 27 | 151 | 5.6 | 15 | 0 |
| Sims | 26 | 256 | 9.8 | 28 | 4 |
| D. Williams | 23 | 249 | 10.8 | 58 | 3 |
| Gray | 14 | 174 | 12.4 | 53 | 0 |
| Drake | 9 | 46 | 5.1 | 09 | 0 |
| Cameron | 8 | 60 | 7.5 | 13 | 1 |
| D. Jones | 7 | 61 | 8.7 | 24 | 1 |
| Foster | 6 | 78 | 13.0 | 50 | 0 |
| Carroo | 3 | 29 | 9.7 | 15t | 1 |
| Pead | 1 | 6 | 6.0 | 06 | 0 |
| **DOLPHINS** | **316** | **3716** | **11.8** | **74t** | **27** |
| **OPPONENTS** | **368** | **4101** | **11.1** | **77t** | **30** |

| INTERCEPTIONS | NO. | YDS. | AVG. | LG | TD |
|---|---|---|---|---|---|
| Lippett | 4 | 0 | 0.0 | 00 | 0 |
| Alonso | 2 | 70 | 35.0 | 60t | 1 |
| Maxwell | 2 | 29 | 14.5 | 27 | 0 |
| Abdul-Quddus | 2 | 16 | 8.0 | 09 | 0 |
| R. Jones | 1 | 17 | 17.0 | 17 | 0 |
| Phillips | 1 | 17 | 17.0 | 17 | 0 |
| Rambo | 1 | 17 | 17.0 | 17 | 0 |
| Wake | 1 | 12 | 12.0 | 12 | 0 |
| Hull | 1 | 8 | 8.0 | 08 | 0 |
| McCain | 1 | 0 | 0.0 | 00 | 0 |
| **DOLPHINS** | **16** | **186** | **11.6** | **60t** | **1** |
| **OPPONENTS** | **15** | **106** | **7.1** | **53** | **1** |

| PUNTING | NO. | YDS. | AVG. | LG | BK |
|---|---|---|---|---|---|
| Darr | 90 | 3991 | 44.3 | 66 | 0 |
| **DOLPHINS** | **90** | **3991** | **44.3** | **66** | **0** |
| **OPPONENTS** | **74** | **3095** | **41.8** | **62** | **1** |

| PUNT RET. | NO. | YDS. | AVG. | LG | TD |
|---|---|---|---|---|---|
| Grant | 20 | 165 | 8.3 | 74t | 1 |
| Landry | 16 | 163 | 10.2 | 20 | 0 |
| **DOLPHINS** | **36** | **328** | **9.1** | **74t** | **1** |
| **OPPONENTS** | **37** | **300** | **8.1** | **30** | **0** |

| KICKOFF RET. | NO. | YDS. | AVG. | LG | TD |
|---|---|---|---|---|---|
| Grant | 19 | 439 | 23.1 | 45 | 0 |
| Drake | 13 | 397 | 30.5 | 96t | 1 |
| D. Williams | 2 | 32 | 16.0 | 17 | 0 |
| Gray | 1 | 11 | 11.0 | 11 | 0 |
| **DOLPHINS** | **35** | **879** | **25.1** | **96t** | **1** |
| **OPPONENTS** | **31** | **632** | **20.4** | **44** | **0** |

| SCORING | Ru | Pa | Rt | PAT | FG | S | 2 | TP |
|---|---|---|---|---|---|---|---|---|
| Franks | 0 | 0 | 0 | 41/42 | 16/21 | 0 | 0 | 89 |
| Stills | 0 | 9 | 0 | 0/0 | 0/0 | 0 | 0 | 54 |
| Ajayi | 8 | 0 | 0 | 0/0 | 0/0 | 0 | 0 | 48 |
| D. Williams | 3 | 3 | 0 | 0/0 | 0/0 | 0 | 0 | 36 |
| Landry | 0 | 4 | 0 | 0/0 | 0/0 | 0 | 1 | 26 |
| Parker | 0 | 4 | 0 | 0/0 | 0/0 | 0 | 0 | 24 |
| Sims | 0 | 4 | 0 | 0/0 | 0/0 | 0 | 0 | 24 |
| Drake | 2 | 0 | 1 | 0/0 | 0/0 | 0 | 0 | 18 |
| Aikens | 0 | 0 | 1 | 0/0 | 0/0 | 0 | 1 | 8 |
| Alonso | 0 | 0 | 1 | 0/0 | 0/0 | 0 | 0 | 6 |
| Cameron | 0 | 1 | 0 | 0/0 | 0/0 | 0 | 0 | 6 |
| Carroo | 0 | 1 | 0 | 0/0 | 0/0 | 0 | 0 | 6 |
| Grant | 0 | 0 | 1 | 0/0 | 0/0 | 0 | 0 | 6 |
| D. Jones | 0 | 1 | 0 | 0/0 | 0/0 | 0 | 0 | 6 |
| Tannehill | 1 | 0 | 0 | 0/0 | 0/0 | 0 | 0 | 6 |
| **DOLPHINS** | **14** | **27** | **4** | **41/42** | **16/21** | **0** | **2** | **363** |
| **OPPONENTS** | **12** | **30** | **1** | **34/38** | **26/35** | **0** | **5** | **380** |

| FIELD GOALS | 1-19 | 20-29 | 30-39 | 40-49 | 50+ |
|---|---|---|---|---|---|
| Franks | 0/0 | 8/10 | 6/6 | 1/3 | 1/2 |
| **DOLPHINS** | **0/0** | **8/10** | **6/6** | **1/3** | **1/2** |
| **OPPONENTS** | **0/0** | **8/8** | **6/7** | **10/17** | **2/3** |

### TWO-POINT CONVERSIONS

Landry 1.

**DOLPHINS 1-2, OPPONENTS 5-5**

### DEFENSIVE TWO-POINT CONVERSIONS

Aikens 1.

**DOLPHINS 1, OPPONENTS 0**

### SACKS

Wake 11.5, Branch 5.5, Suh 5, J. Jones 3.5, M. Williams 1.5, Abdul-Quddus 1, Hewitt 1, McCain 1, M. Thomas 1, R. Jones 0.5, Phillips 0.5, TEAM 1.

**DOLPHINS 33.0, OPPONENTS 30.0**

### STARTERS

#### OFFENSE

WR – Kenny Stills (16)
LT – Branden Albert (12), *Laremy Tunsil (2), Billy Turner (1), Sam Young (1)
LG – *Laremy Tunsil (12), Kraig Urbik (2), D. Thomas (1), Billy Turner (1)
C – Anthony Steen (7), Mike Pouncey (5), Kraig Urbik (4)
RG – Jermon Bushrod (16)
RT – Ja'Wuan James (16)
TE – Dion Sims (11), Jordan Cameron (3), Dominque Jones (2)
WR – Jarvis Landry (16)
QB – Ryan Tannehill (13), Matt Moore (3)
RB – Jay Ajayi (12), Arian Foster (2), *Kenyan Drake (1)
WR – DeVante Parker (8), *Leonte Carroo (1)
4WR – *Leonte Carroo (1)
2TE – MarQueis Gray (7)

#### DEFENSE

DE – Andre Branch (11), Jason Jones (5)
DT – Ndamukong Suh (16)
DT – Jordan Phillips (11), Earl Mitchell (5)
DE – Cameron Wake (11), Mario Williams (5)
LB – Donald Butler (5), Jelani Jenkins (5), Spencer Paysinger (3), Koa Misi (2)
LB – Kiko Alonso (15), Mike Hull (1)
LB – Neville Hewitt (5), Jelani Jenkins (2)
CB – Tony Lippett (13), Byron Maxwell (3)
CB – Byron Maxwell (10), *Xavien Howard (6)
S – Reshad Jones (6), Michael Thomas (6), Bacarri Rambo (4)
S – Isa Abdul-Quddus (15), Bacarri Rambo (1)
5DB – Bobby McCain (8), Michael Thomas (2)

* Indicates Rookie

| PASSING | ATT. | COMP. | YDS. | PCT. | TD | INT. | LG | SCK/LST | RATING |
|---|---|---|---|---|---|---|---|---|---|
| Tannehill | 389 | 261 | 2995 | 67.1 | 19 | 12 | 74t | 29/216 | 93.5 |
| Moore | 87 | 55 | 721 | 63.2 | 8 | 3 | 66t | 1/0 | 105.6 |
| Landry | 1 | 0 | 0 | 0.0 | 0 | 0 | 00 | 0/0 | 39.6 |
| **DOLPHINS** | **477** | **316** | **3716** | **66.2** | **27** | **15** | **74t** | **30/216** | **95.5** |
| **OPPONENTS** | **591** | **368** | **4101** | **62.3** | **30** | **16** | **77t** | **33/226** | **88.5** |

# 2017 FINAL STATISTICS (6-10)

| DATE | OPPONENT | SCORE | W/L | ATT. |
|---|---|---|---|---|
| 9/17 | at L.A. Chargers | 19-17 | W | 25,381 |
| 9/24 | at N.Y. Jets | 6-20 | L | 77,562 |
| 10/1 | NEW ORLEANS | 0-20 | L | 84,423 |
| 10/8 | TENNESSEE | 16-10 | W | 65,135 |
| 10/15 | at Atlanta | 20-17 | W | 70,593 |
| 10/22 | N.Y. JETS | 31-28 | W | 65,025 |
| 10/26 | at Baltimore | 0-40 | L | 70,408 |
| 11/5 | OAKLAND | 24-27 | L | 65,139 |
| 11/13 | at Carolina | 21-45 | L | 72,790 |
| 11/19 | TAMPA BAY | 20-30 | L | 65,089 |
| 11/26 | at New England | 17-35 | L | 65,878 |
| 12/3 | DENVER | 35-9 | W | 65,092 |
| 12/11 | NEW ENGLAND | 27-20 | W | 65,548 |
| 12/17 | at Buffalo | 16-24 | L | 62,202 |
| 12/24 | at Kansas City | 13-29 | L | 65,325 |
| 12/31 | BUFFALO | 16-22 | L | 65,571 |

| TEAM STATISTICS | MIA. | OPP. |
|---|---|---|
| TOTAL FIRST DOWNS | 284 | 319 |
| Rushing | 66 | 88 |
| Passing | 187 | 190 |
| Penalty | 31 | 41 |
| 3rd Down: Made/Att | 64/202 | 75/203 |
| 3rd Down Pct. | 31.7% | 36.9% |
| 4th Down: Made/Att | 7/24 | 2/8 |
| 4th Down Pct. | 29.2% | 25.0% |
| POSSESSION AVG. | 29:25 | 30:35 |
| TOTAL NET YARDS | 4923 | 5371 |
| Avg. Per Game | 307.7 | 335.7 |
| Total Plays | 995 | 989 |
| Avg. Per Play | 4.9 | 5.4 |
| NET YARDS RUSHING | 1388 | 1768 |
| Avg. Per Game | 86.8 | 110.5 |
| Total Rushes | 360 | 431 |
| NET YARDS PASSING | 3535 | 3603 |
| Avg. Per Game | 220.9 | 225.2 |
| Sacked/Yards Lost | 33/257 | 30/185 |
| Gross Yards | 3792 | 3788 |
| Attempts/Completions | 602/373 | 528/339 |
| Completion Pct. | 62.0% | 64.2% |
| Had Intercepted | 21 | 9 |
| PUNTS/AVERAGE | 83/44.5 | 76/45.8 |
| NET PUNTING AVG. | 40.7 | 41.4 |
| PENALTIES/YARDS | 137/1154 | 122/1077 |
| FUMBLES/BALLS LOST | 23/8 | 21/6 |
| TOUCHDOWNS | 31 | 45 |
| Rushing | 4 | 14 |
| Passing | 24 | 26 |
| Returns | 3 | 5 |

| Score by Quarters | 1 | 2 | 3 | 4 | OT | Total |
|---|---|---|---|---|---|---|
| DOLPHINS | 41 | 67 | 71 | 102 | 0 | 281 |
| OPPONENTS | 71 | 148 | 94 | 80 | 0 | 393 |

| RUSHING | NO. | YDS. | AVG. | LG | TD |
|---|---|---|---|---|---|
| Drake | 133 | 644 | 4.8 | 66t | 3 |
| Ajayi | 138 | 465 | 3.4 | 21 | 0 |
| Williams | 46 | 181 | 3.9 | 69 | 0 |
| Cutler | 19 | 32 | 1.7 | 9 | 0 |
| Perry | 8 | 30 | 3.8 | 12 | 0 |
| Gray | 5 | 14 | 2.8 | 5 | 0 |
| Grant | 3 | 12 | 4.0 | 7 | 0 |
| Moore | 3 | 9 | 3.0 | 7 | 0 |
| Fales | 4 | 8 | 2.0 | 3 | 1 |
| Landry | 1 | -7 | -7.0 | -7 | 0 |
| **DOLPHINS** | **360** | **1388** | **3.9** | **69** | **4** |
| **OPPONENTS** | **431** | **1768** | **4.1** | **69** | **14** |

| RECEIVING | NO. | YDS. | AVG. | LG | TD |
|---|---|---|---|---|---|
| Landry | 112 | 987 | 8.8 | 49 | 9 |
| Stills | 58 | 847 | 14.6 | 61t | 6 |
| Parker | 57 | 670 | 11.8 | 36 | 1 |
| J. Thomas | 41 | 388 | 9.5 | 27 | 3 |
| Drake | 32 | 239 | 7.5 | 47 | 1 |
| Williams | 20 | 155 | 7.8 | 24 | 1 |
| Ajayi | 14 | 67 | 4.8 | 15 | 0 |
| Grant | 13 | 203 | 15.6 | 65t | 2 |
| Fasano | 12 | 107 | 8.9 | 29 | 1 |
| Carroo | 7 | 69 | 9.9 | 21 | 0 |
| D. Smith | 3 | 27 | 9.0 | 13 | 0 |
| Derby | 2 | 20 | 10.0 | 11 | 0 |
| Gray | 1 | 10 | 10.0 | 10 | 0 |
| Perry | 1 | 3 | 3.0 | 3 | 0 |
| **DOLPHINS** | **373** | **3792** | **10.2** | **65t** | **24** |
| **OPPONENTS** | **339** | **3788** | **11.2** | **69t** | **26** |

| INTERCEPTIONS | NO. | YDS. | AVG. | LG | TD |
|---|---|---|---|---|---|
| Howard | 4 | 71 | 17.8 | 30t | 1 |
| Jones | 2 | 15 | 7.5 | 15 | 0 |
| McCain | 2 | 6 | 3.0 | 6 | 0 |
| McDonald | 1 | 7 | 7.0 | 7 | 0 |
| **DOLPHINS** | **9** | **99** | **11.0** | **30t** | **1** |
| **OPPONENTS** | **21** | **375** | **17.9** | **65t** | **3** |

| PUNTING | NO. | YDS. | AVG. | LG | BK |
|---|---|---|---|---|---|
| Haack | 83 | 3695 | 44.5 | 64 | 0 |
| **DOLPHINS** | **83** | **3695** | **44.5** | **64** | **0** |
| **OPPONENTS** | **76** | **3477** | **45.8** | **71** | **1** |

| PUNT RET. | NO. | YDS. | AVG. | LG | TD |
|---|---|---|---|---|---|
| Grant | 25 | 190 | 7.6 | 27 | 0 |
| Landry | 12 | 81 | 6.8 | 16 | 0 |
| **DOLPHINS** | **37** | **271** | **7.3** | **27** | **0** |
| **OPPONENTS** | **35** | **220** | **6.3** | **23** | **0** |

| KICKOFF RET. | NO. | YDS. | AVG. | LG | TD |
|---|---|---|---|---|---|
| Grant | 21 | 479 | 22.8 | 31 | 0 |
| Perry | 10 | 202 | 20.2 | 37 | 0 |
| Drake | 7 | 147 | 21.0 | 34 | 0 |
| Derby | 1 | 11 | 11.0 | 11 | 0 |
| Landry | 1 | -5 | -5.0 | -5 | 0 |
| **DOLPHINS** | **40** | **834** | **20.9** | **37** | **0** |
| **OPPONENTS** | **34** | **665** | **19.6** | **36** | **0** |

| SCORING | Ru | Pa | Rt | PAT | FG | S | 2 | TP |
|---|---|---|---|---|---|---|---|---|
| Parkey | 0 | 0 | 0 | 26/29 | 21/23 | 0 | 0 | 89 |
| Landry | 0 | 9 | 0 | 0/0 | 0/0 | 0 | 0 | 54 |
| Stills | 0 | 6 | 0 | 0/0 | 0/0 | 0 | 0 | 36 |
| Drake | 3 | 1 | 0 | 0/0 | 0/0 | 0 | 1 | 26 |
| J. Thomas | 0 | 3 | 0 | 0/0 | 0/0 | 0 | 0 | 18 |
| Jones | 0 | 0 | 2 | 0/0 | 0/0 | 0 | 0 | 12 |
| Grant | 0 | 2 | 0 | 0/0 | 0/0 | 0 | 0 | 12 |
| Howard | 0 | 0 | 1 | 0/0 | 0/0 | 0 | 0 | 6 |
| Parker | 0 | 1 | 0 | 0/0 | 0/0 | 0 | 0 | 6 |
| Fasano | 0 | 1 | 0 | 0/0 | 0/0 | 0 | 0 | 6 |
| D. Williams | 0 | 1 | 0 | 0/0 | 0/0 | 0 | 0 | 6 |
| Fales | 1 | 0 | 0 | 0/0 | 0/0 | 0 | 0 | 6 |
| Perry | 0 | 0 | 0 | 0/0 | 0/0 | 1 | 0 | 2 |
| TEAM | 0 | 0 | 0 | 0/0 | 0/0 | 1 | 0 | 2 |
| **DOLPHINS** | **4** | **24** | **3** | **26/29** | **21/23** | **2** | **1** | **281** |
| **OPPONENTS** | **14** | **26** | **5** | **42/42** | **27/35** | **0** | **0** | **393** |

| FIELD GOALS | 1-19 | 20-29 | 30-39 | 40-49 | 50+ |
|---|---|---|---|---|---|
| Parkey | 0/0 | 6/6 | 8/8 | 6/7 | 1/2 |
| **DOLPHINS** | **0/0** | **6/6** | **8/8** | **6/7** | **1/2** |
| **OPPONENTS** | **0/0** | **4/4** | **10/10** | **10/17** | **3/4** |

## TWO-POINT CONVERSIONS

Drake 1.

**DOLPHINS 1-2, OPPONENTS 0-3**

## SACKS

C.Wake 10.5, A.Branch 4.5, N.Suh 4.5, J.Phillips 2.0, C.Harris 2.0, R.Jones 1.5, B.McCain 1.0, X.Howard 1.0, C.Malveaux 1.0, W.Hayes 1.0, K.Alonso 1.0.

**DOLPHINS 30.0, Opponents: 32.0**

## STARTERS

### OFFENSE

WR – Kenny Stills (8)
LT – Laremy Tunsil (15), Zach Sterup (1)
LG – Ted Larsen (8), Anthony Steen (6), Jesse Davis (2)
C – Mike Pouncey (16)
RG – Jermon Bushrod (10), Jesse Davis (6)
RT – Ja'Wuan James (8), Sam Young (6), Jesse Davis (2)
TE – Julius Thomas (12), Anthony Fasano (3)
WR – DeVante Parker (12)
QB – Jay Cutler (14), Matt Moore (2)
RB – Jay Ajayi (7), Kenyan Drake (5), Damien Williams (4)
WR – Jarvis Landry (16)
2TE – Anthony Fasano (4)
2RB – Kenyan Drake (1)

### DEFENSE

DE – Andre Branch (14), *Charles Harris (2)
DT – Ndamukong Suh (16)
DT – Jordan Phillips (11), *Davon Godchaux (5)
DE – Cameron Wake (16)
LB – Kiko Alonso (16)
LB – Lawrence Timmons (14)
LB – *Chase Allen (4), Rey Maualuga (4), Mike Hull (3)
CB – *Cordrea Tankersley (11), Bobby McCain (2), Byron Maxwell (2), Alterraun Verner (1)
CB – Xavien Howard (16)
S – Reshad Jones (16)
S – Reshad Jones (8), Nate Allen (7), Michael Thomas (1)
5DB – Bobby McCain (5), Michael Thomas (1), Alterraun Verner (1)

* Indicates Rookie

| PASSING | ATT. | COMP. | YDS. | PCT. | TD | INT. | LG | SCK/LST | RATING |
|---|---|---|---|---|---|---|---|---|---|
| Cutler | 429 | 266 | 2666 | 62.0 | 19 | 14 | 65t | 20/154 | 80.8 |
| Moore | 127 | 78 | 861 | 61.4 | 4 | 5 | 61t | 12/95 | 75.6 |
| Fales | 43 | 29 | 265 | 67.4 | 1 | 1 | 26 | 1/8 | 82.0 |
| Landry | 1 | 0 | 0 | 0.0 | 0 | 0 | 0 | 0/0 | 39.6 |
| Haack | 1 | 0 | 0 | 0.0 | 0 | 1 | 0 | 0/0 | 0.0 |
| Gray | 1 | 0 | 0 | 0.0 | 0 | 0 | 0 | 0/0 | 39.6 |
| **DOLPHINS** | **602** | **373** | **3792** | **62.0** | **24** | **21** | **65t** | **33/257** | **78.7** |
| **OPPONENTS** | **528** | **339** | **3788** | **64.2** | **26** | **9** | **69t** | **30/185** | **94.8** |

# 2018 FINAL STATISTICS (7-9)

| DATE | OPPONENT | SCORE | W/L | ATT. |
|---|---|---|---|---|
| 9/9 | TENNESSEE | 27-20 | W | 65,184 |
| 9/16 | at N.Y. Jets | 20-12 | W | 77,982 |
| 9/23 | OAKLAND | 28-20 | W | 65,667 |
| 9/30 | at New England | 7-38 | L | 65,878 |
| 10/7 | at Cincinnati | 17-27 | L | 52,708 |
| 10/14 | CHICAGO | 31-28 (OT) | W | 65,791 |
| 10/21 | DETROIT | 21-32 | L | 65,265 |
| 10/25 | at Houston | 23-42 | L | 71,726 |
| 11/4 | N.Y. JETS | 13-6 | W | 65,533 |
| 11/11 | at Green Bay | 12-31 | L | 78,076 |
| 11/25 | at Indianapolis | 24-27 | L | 57,069 |
| 12/2 | BUFFALO | 21-17 | W | 65,155 |
| 12/9 | NEW ENGLAND | 34-33 | W | 66,087 |
| 12/16 | at Minnesota | 17-41 | L | 66,841 |
| 12/23 | JACKSONVILLE | 7-17 | L | 65,798 |
| 12/30 | at Buffalo | 17-42 | L | 67,420 |

| TEAM STATISTICS | MIA. | OPP. |
|---|---|---|
| TOTAL FIRST DOWNS | 252 | 350 |
| Rushing | 75 | 116 |
| Passing | 153 | 195 |
| Penalty | 24 | 39 |
| 3rd Down: Made/Att | 56/186 | 84/196 |
| 3rd Down Pct. | 30.1% | 42.9% |
| 4th Down: Made/Att | 8/13 | 6/15 |
| 4th Down Pct. | 61.5% | 40.0% |
| POSSESSION AVG. | 27:49 | 32:11 |
| TOTAL NET YARDS | 4,638 | 6,257 |
| Avg. Per Game | 289.9 | 391.1 |
| Total Plays | 878 | 1,024 |
| Avg. Per Play | 5.3 | 6.1 |
| NET YARDS RUSHING | 1,738 | 2,325 |
| Avg. Per Game | 108.6 | 145.3 |
| Total Rushes | 371 | 485 |
| NET YARDS PASSING | 2,900 | 3,932 |
| Avg. Per Game | 181.3 | 245.8 |
| Sacked/Yards Lost | 52/409 | 31/209 |
| Gross Yards | 3,309 | 4,141 |
| Attempts/Completions | 455/292 | 508/335 |
| Completion Pct. | 64.2% | 65.9% |
| Had Intercepted | 13 | 21 |
| PUNTS/AVERAGE | 88/44.1 | 55/42.3 |
| NET PUNTING AVG. | 38.4 | 36.6 |
| PENALTIES/YARDS | 108/978 | 107/856 |
| FUMBLES/BALLS LOST | 17/10 | 17/7 |
| TOUCHDOWNS | 38 | 52 |
| Rushing | 7 | 17 |
| Passing | 26 | 31 |
| Returns | 5 | 4 |

| Score by Quarters | 1 | 2 | 3 | 4 | OT | Total |
|---|---|---|---|---|---|---|
| DOLPHINS | 52 | 115 | 59 | 90 | 3 | 319 |
| OPPONENTS | 89 | 85 | 101 | 158 | 0 | 433 |

| RUSHING | NO. | YDS. | AVG. | LG | TD |
|---|---|---|---|---|---|
| Gore | 156 | 722 | 4.6 | 39 | 0 |
| Drake | 120 | 535 | 4.5 | 54t | 4 |
| Ballage | 36 | 191 | 5.3 | 75t | 1 |
| Tannehill | 32 | 145 | 4.5 | 20 | 0 |
| Bolden | 8 | 91 | 11.4 | 54t | 2 |
| Osweiler | 8 | 21 | 2.6 | 7 | 0 |
| Wilson | 8 | 16 | 2.0 | 5 | 0 |
| Carroo | 1 | 14 | 14.0 | 14 | 0 |
| Grant | 1 | 5 | 5.0 | 5 | 0 |
| Amendola | 1 | -2 | -2.0 | -2 | 0 |
| **DOLPHINS** | **371** | **1738** | **4.7** | **75t** | **7** |
| **OPPONENTS** | **485** | **2325** | **4.8** | **71** | **17** |

| RECEIVING | NO. | YDS. | AVG. | LG | TD |
|---|---|---|---|---|---|
| Amendola | 59 | 575 | 9.7 | 39 | 1 |
| Drake | 53 | 477 | 9.0 | 52t | 5 |
| Stills | 37 | 553 | 14.9 | 75t | 6 |
| Wilson | 26 | 391 | 15.0 | 75t | 4 |
| Parker | 24 | 309 | 12.9 | 46 | 1 |
| Gesicki | 22 | 202 | 9.2 | 27 | 0 |
| Grant | 21 | 268 | 12.8 | 52t | 2 |
| Gore | 12 | 124 | 10.3 | 24 | 1 |
| Ballage | 9 | 56 | 6.2 | 31 | 0 |
| O'Leary | 8 | 86 | 10.8 | 19 | 1 |
| Butler | 6 | 60 | 10.0 | 23t | 1 |
| Smythe | 6 | 50 | 8.3 | 21 | 0 |
| Derby | 3 | 48 | 16.0 | 19t | 1 |
| Bolden | 3 | 13 | 4.3 | 9 | 1 |
| Carroo | 2 | 94 | 47.0 | 74t | 1 |
| Tannehill | 1 | 3 | 3.0 | 3t | 1 |
| **DOLPHINS** | **292** | **3309** | **11.3** | **75t** | **26** |
| **OPPONENTS** | **335** | **4141** | **12.4** | **73t** | **31** |

| INTERCEPTIONS | NO. | YDS. | AVG. | LG | TD |
|---|---|---|---|---|---|
| Howard | 7 | 52 | 7.4 | 39 | 0 |
| Jones | 3 | 109 | 36.3 | 54 | 1 |
| McDonald | 3 | 41 | 13.7 | 31 | 0 |
| Alonso | 3 | 30 | 10.0 | 15 | 0 |
| Fitzpatrick | 2 | 64 | 32.0 | 50t | 1 |
| Baker | 1 | 25 | 25.0 | 25t | 1 |
| Aikens | 1 | 0 | 0.0 | 0 | 0 |
| McCain | 1 | 0 | 0.0 | 0 | 0 |
| **DOLPHINS** | **21** | **321** | **15.3** | **54** | **3** |
| **OPPONENTS** | **13** | **188** | **14.5** | **35** | **2** |

| PUNTING | NO. | YDS. | AVG. | LG | BK |
|---|---|---|---|---|---|
| Haack | 87 | 3884 | 44.6 | 65 | 1 |
| **DOLPHINS** | **88** | **3884** | **44.1** | **65** | **1** |
| **OPPONENTS** | **55** | **2326** | **42.3** | **61** | **1** |

| PUNT RET. | NO. | YDS. | AVG. | LG | TD |
|---|---|---|---|---|---|
| Grant | 14 | 228 | 16.3 | 71t | 1 |
| Amendola | 11 | 59 | 5.4 | 12 | 0 |
| Stills | 2 | 6 | 3.0 | 6 | 0 |
| Baker | 1 | 0 | 0.0 | 0 | 0 |
| **DOLPHINS** | **28** | **293** | **10.5** | **71t** | **1** |
| **OPPONENTS** | **37** | **384** | **10.4** | **70** | **0** |

| KICKOFF RET. | NO. | YDS. | AVG. | LG | TD |
|---|---|---|---|---|---|
| Grant | 18 | 535 | 29.7 | 102t | 1 |
| Drake | 10 | 213 | 21.3 | 26 | 0 |
| Perry | 8 | 164 | 20.5 | 32 | 0 |
| Ballage | 2 | 26 | 13.0 | 16 | 0 |
| Smythe | 1 | 0 | 0.0 | 0 | 0 |
| **DOLPHINS** | **39** | **938** | **24.1** | **102t** | **1** |
| **OPPONENTS** | **13** | **339** | **26.1** | **94t** | **1** |

| SCORING | Ru | Pa | Rt | PAT | FG | S | 2 | TP |
|---|---|---|---|---|---|---|---|---|
| Sanders | 0 | 0 | 0 | 35/36 | 18/20 | 0 | 0 | 89 |
| Drake | 4 | 5 | 0 | 0/0 | 0/0 | 0 | 0 | 54 |
| Stills | 0 | 6 | 0 | 0/0 | 0/0 | 0 | 1 | 38 |
| Grant | 0 | 2 | 2 | 0/0 | 0/0 | 0 | 0 | 24 |
| Wilson | 0 | 4 | 0 | 0/0 | 0/0 | 0 | 0 | 24 |
| Bolden | 2 | 1 | 0 | 0/0 | 0/0 | 0 | 0 | 18 |
| Tannehill | 0 | 1 | 0 | 0/0 | 0/0 | 0 | 0 | 6 |
| Gore | 0 | 1 | 0 | 0/0 | 0/0 | 0 | 0 | 6 |
| Amendola | 0 | 1 | 0 | 0/0 | 0/0 | 0 | 0 | 6 |
| Jones | 0 | 0 | 1 | 0/0 | 0/0 | 0 | 0 | 6 |
| Parker | 0 | 1 | 0 | 0/0 | 0/0 | 0 | 0 | 6 |
| Derby | 0 | 1 | 0 | 0/0 | 0/0 | 0 | 0 | 6 |
| O'Leary | 0 | 1 | 0 | 0/0 | 0/0 | 0 | 0 | 6 |
| Carroo | 0 | 1 | 0 | 0/0 | 0/0 | 0 | 0 | 6 |
| Butler | 0 | 1 | 0 | 0/0 | 0/0 | 0 | 0 | 6 |
| Fitzpatrick | 0 | 0 | 1 | 0/0 | 0/0 | 0 | 0 | 6 |
| Baker | 0 | 0 | 1 | 0/0 | 0/0 | 0 | 0 | 6 |
| Ballage | 1 | 0 | 0 | 0/0 | 0/0 | 0 | 0 | 6 |
| **DOLPHINS** | **7** | **26** | **5** | **35/36** | **18/20** | **0** | **1** | **319** |
| **OPPONENTS** | **17** | **31** | **4** | **47/50** | **24/32** | **0** | **1** | **433** |

| FIELD GOALS | 1-19 | 20-29 | 30-39 | 40-49 | 50+ |
|---|---|---|---|---|---|
| Sanders | 0/0 | 7/7 | 3/3 | 7/9 | 1/1 |
| **DOLPHINS** | **0/0** | **7/7** | **3/3** | **7/9** | **1/1** |
| **OPPONENTS** | **0/0** | **7/7** | **7/8** | **4/7** | **6/10** |

## TWO-POINT CONVERSIONS

Stills 1.

**DOLPHINS 1-1, OPPONENTS 1-2**

## SACKS

Quinn 6.5, Wake 6.0, Baker 3.0, McCain 2.0, Taylor 2.0, Spence 2.0, Hayes 2.0, Branch 1.5, Godchaux 1.0, Woodard 1.0, Phillips 1.0, Davis 1.0, Harris 1.0, TEAM 1.0.

**DOLPHINS 31.0, OPPONENTS: 52.0**

## STARTERS

### OFFENSE

WR – Kenny Stills (15), Jakeem Grant (2)
LT – Laremy Tunsil (15), Zach Sterup (1)
LG – Ted Larsen (14), Jake Brendel (2), Josh Sitton (1)
C – Travis Swanson (11), Daniel Kilgore (4), Jake Brendel (1)
RG – Jesse Davis (16)
RT – Ja'Wuan James (15), Sam Young (1)
TE – Nick O'Leary (7), *Mike Gesicki (7), *Durham Smythe (2)
WR – Danny Amendola (15), Brice Butler (1)
QB – Ryan Tannehill (11), Brock Osweiler (5)
RB – Frank Gore (14), Kenyan Drake (7)
WR – DeVante Parker (7), Albert Wilson (3),

### DEFENSE

DE – Cameron Wake (14), Andre Branch (1), Charles Harris (1)
DT – Davon Godchaux (16)
DT – Akeem Spence (16)
DE – Robert Quinn (16)
LB – Kiko Alonso (15), Mike Hull (1)
LB – Raekwon McMillan (16)
LB – *Jerome Baker (11), Chase Allen (1)
CB – Xavien Howard (12), Torry McTyer (4)
CB – Bobby McCain (13), *Minkah Fitzpatrick (3)
S – Reshad Jones (13), *Minkah Fitzpatrick (8)
S – T.J. McDonald (14), Walt Aikens (1)

* Indicates Rookie

| PASSING | ATT. | COMP. | YDS. | PCT. | TD | INT. | LG | SCK/LST | RATING |
|---|---|---|---|---|---|---|---|---|---|
| Tannehill | 274 | 176 | 1979 | 64.2 | 17 | 9 | 75t | 35/279 | 92.7 |
| Osweiler | 178 | 113 | 1247 | 63.5 | 6 | 4 | 75t | 17/130 | 86.0 |
| Wilson | 1 | 1 | 52 | 100.0 | 1 | 0 | 52t | 0/0 | 158.3 |
| Amendola | 1 | 1 | 28 | 100.0 | 1 | 0 | 28t | 0/0 | 158.3 |
| Stills | 1 | 1 | 3 | 100.0 | 1 | 0 | 3t | 0/0 | 118.8 |
| **DOLPHINS** | **455** | **292** | **3309** | **64.2** | **26** | **13** | **75t** | **52/409** | **93.0** |
| **OPPONENTS** | **508** | **335** | **4141** | **65.9** | **31** | **21** | **73t** | **31/209** | **94.1** |

# DOLPHINS INDIVIDUAL RECORDS

*The following individual records relate solely to service with the Miami Dolphins. They include National Football League regular-season statistics only – with the exception of those single-game records marked by "*" or "**."*

** Playoff game  **Super Bowl*

*1966-77: 14 games  1983-86: 16 games  1978-81: 16 games  1987: 15 games  1982: 9 games  1988-2017: 16 games*

## SERVICE

### MOST SEASONS

| | |
|---|---|
| 17 | Dan Marino (1983-99) |
| 15 | Bob Kuechenberg (1970-84) |
| 14 | Bob Griese (1967-80) |
| 14 | Don Strock (1974-87) |
| **14** | **John Denney (2005-18)** |
| 13 | Nat Moore (1974-86) |
| 13 | Jason Taylor (1997-2007, 2009, 2011) |
| 12 | Larry Little (1969-80) |
| 12 | Ed Newman (1973-84) |
| 12 | Bruce Hardy (1978-89) |
| 12 | Jim Jensen (1981-92) |
| 12 | Zach Thomas (1996-2007) |

### MOST GAMES PLAYED

| | |
|---|---|
| 242 | Dan Marino (1983-99) |
| **224** | **John Denney (2005-18)** |
| 204 | Jason Taylor (1997-2007, 2009, 2011) |
| 196 | Bob Kuechenberg (1970-84) |
| 183 | Nat Moore (1974-86) |
| 168 | Zach Thomas (1996-2007) |
| 167 | Ed Newman (1973-85) |
| 166 | Vern Den Herder (1971-82) |
| 164 | Jim Jensen (1981-92) |
| 164 | Richmond Webb (1990-00) |
| 163 | Don Strock (1974-87) |
| 161 | Bob Griese (1967-80) |
| 159 | Larry Little (1969-80) |
| 157 | Tim Bowens (1994-04) |
| 156 | Tim Ruddy (1994-03) |
| 155 | Olindo Mare (1997-2006) |
| 151 | Bruce Hardy (1978-89) |

### MOST CONSECUTIVE GAMES PLAYED

| | |
|---|---|
| **224** | **John Denney (1st in 2005 through present)** |
| 130 | Jason Taylor (15th in 1999 through 16th in 2007) |
| 128 | Jim Langer (10th in 1970 through 9th in 1979) |
| 128 | Brandon Fields (1st in 2007 through 16th in 2014) |
| 127 | Garo Yepremian (2nd in 1970 through 16th in 1978) |
| 125 | Bob Baumhower (1st in 1977 through 14th in 1984) |
| 118 | Richmond Webb (3rd in 1991 through 8th in 1998) |
| 116 | Olindo Mare (1st in 1997 through 4th in 2004) |
| 107 | Dwight Stephenson (1st in 1980 through 2nd in 1987) |
| 104 | Jeff Cross (1st in 1988 through 8th in 1994) |
| 104 | Tim Bowens (1st in 1994 through 8th in 2000) |
| 104 | Vernon Carey (4th in 2004 through 12th in 2010) |

### MOST STARTS

| | |
|---|---|
| 240 | Dan Marino (1983-99) |
| 186 | Jason Taylor (1997-2007, 2009, 2011) |
| 176 | Bob Kuechenberg (1970-84) |
| 168 | Zach Thomas (1996-2007) |
| 162 | Richmond Webb (1990-2000) |
| 155 | Tim Bowens (1994-04) |
| 152 | Bob Griese (1967-80) |
| 152 | Larry Little (1969-80) |
| 144 | Vern Den Herder (1971-82) |
| 140 | Tim Ruddy (1994-2003) |

### MOST CONSECUTIVE STARTS

| | |
|---|---|
| 130 | Jason Taylor (15th in 1999 through 16th in 2007) |
| 118 | Richmond Webb (3rd in 1991 through 8th in 1998) |
| 109 | Jim Langer (1st in 1972 through 9th in 1979) |
| 95 | Dan Marino (6th in 1987 through 5th in 1993) |
| 92 | Tim Bowens (3rd in 1994 through 14th in 1999) |
| 91 | Norm Evans (3rd in 1969 through 9th in 1975) |
| 87 | Dick Anderson (12th in 1968 through 14th in 1974) |
| 87 | Vernon Carey (7th in 2005 through 12th in 2010) |
| 86 | Bob Baumhower (1st in 1977 through 8th in 1982) |
| 84 | Jake Scott (1st in 1970 through 14th in 1975) |
| 81 | Vern Den Herder (1st in 1972 through 11th in 1977) |
| 81 | Jeff Cross (16th in 1988 through 16th in 1993) |
| 81 | Keith Sims (11th in 1991 through 11th in 1996) |
| 80 | Randy McMichael (1st in 2002 through 16th in 2006) |

### MOST PRO BOWLS

| | |
|---|---|
| 9 | Dan Marino (1983-87, 1991-92, 1994-95) |
| 7 | Richmond Webb (1990-96) |
| 7 | Zach Thomas (1999-2003, 2005-06) |
| 6 | Bob Griese (1970-71, 1973-74, 1977-78) |
| 6 | Jim Langer (1973-78) |
| 6 | Bob Kuechenberg (1974-75, 1977-78, 1982-83) |
| 6 | Jason Taylor (2000, 2002, 2004-07) |
| 5 | Larry Csonka (1970-74) |
| 5 | Paul Warfield (1970-74) |
| 5 | Jake Scott (1971-75) |
| 5 | Bob Baumhower (1979, 1981-84) |
| 5 | Dwight Stephenson (1983-87) |
| 5 | John Offerdahl (1986-90) |
| 5 | Mark Clayton (1984-86, 1988, 1991) |
| 5 | Cameron Wake (2010, 2012-14, 2016) |

### MOST CONSECUTIVE PRO BOWLS

| | |
|---|---|
| 7 | Richmond Webb (1990-96) |
| 6 | Jim Langer (1973-78) |
| 5 | Larry Csonka (1970-74) |
| 5 | Paul Warfield (1970-74) |
| 5 | Jake Scott (1971-75) |
| 5 | Dan Marino (1983-87) |
| 5 | Dwight Stephenson (1983-87) |
| 5 | John Offerdahl (1986-90) |
| 5 | Zach Thomas (1999-2003) |

### MOST PRO BOWL STARTS

| | |
|---|---|
| 7 | Dan Marino (1983-86, 1992, 1994-95) |
| 5 | Jim Langer (1973-77) |
| 5 | Jason Taylor (2000, 2002, 2004-06) |
| 4 | Dwight Stephenson (1983-86) |
| 4 | John Offerdahl (1986, 1988-90) |
| 4 | Richmond Webb (1992-95) |
| 4 | Cameron Wake (2010, 2012, 2014, 2016) |
| 3 | Larry Little (1972-74) |
| 3 | Jake Scott (1972-73, 1975) |
| 3 | Bob Baumhower (1979, 1981, 1983) |
| 3 | Sam Madison (1999-2001) |
| 3 | Zach Thomas (1999, 2002, 2006) |
| 3 | Jake Long (2009-11) |

### MOST CONSECUTIVE PRO BOWL STARTS

| | |
|---|---|
| 5 | Jim Langer (1973-77) |
| 4 | Dwight Stephenson (1983-86) |
| 4 | Dan Marino (1983-86) |

| | |
|---|---|
| 4 | Richmond Webb (1992-95) |
| 3 | Larry Little (1972-74) |
| 3 | John Offerdahl (1988-90) |
| 3 | Sam Madison (1999-2001) |
| 3 | Jason Taylor (2004-06) |
| 3 | Jake Long (2009-11) |

## SCORING

### MOST POINTS

**CAREER**

| | |
|---|---|
| 1,048 | Olindo Mare (1997-06), 313 XPs, 245 FGs |
| 830 | Garo Yepremian (1970-78), 335 XPs, 165 FGs |
| 774 | Pete Stoyanovich (1989-95), 246 XPs, 176 FGs |
| 540 | Uwe von Schamann (1979-84), 237 XPs, 101 FGs |
| 535 | Dan Carpenter (2008-12), 154 XPs, 127 FGs |

**SEASON**

| | |
|---|---|
| 144 | Olindo Mare (1999), 27 XPs, 39 FGs |
| 128 | Caleb Sturgis (2014), 41 XPs, 29 FGs |
| 124 | Pete Stoyanovich (1992), 34 XPs, 30 FGs |
| 121 | Pete Stoyanovich (1991), 28 XPs, 31 FGs |
| 118 | Pete Stoyanovich (1995), 37 XPs, 27 FGs |

**GAME**

| | |
|---|---|
| 24 | Paul Warfield (12/15/73 vs. Detroit), 4 TDs |
| 24 | Mark Ingram (11/27/94 at N.Y. Jets), 4 TDs |
| 24 | Ronnie Brown (9/21/08 at New England), 4 TDs |

### MOST POINTS BY A ROOKIE

**SEASON**

| | |
|---|---|
| 116 | Fuad Reveiz (1985), 50 XPs, 22 FGs |
| 111 | Caleb Sturgis (2013), 33 XPs, 26 FGs |
| 103 | Dan Carpenter (2008), 40 XPs, 21 FGs |

### MOST CONSECUTIVE GAMES SCORING POINTS

| | |
|---|---|
| 121 | Garo Yepremian (8th in 1970 through 16th in 1978) |

### MOST TOUCHDOWNS

**CAREER**

| | |
|---|---|
| 82 | Mark Clayton (1983-92), 81 pass, 1 ret. |
| 75 | Nat Moore (1974-86), 74 pass, 1 run |
| 59 | Mark Duper (1982-92), 59 pass |
| 57 | Larry Csonka (1968-74, 1979), 53 run, 4 pass |
| 54 | Ricky Williams (2002-03, 2005, 2007-10), 48 run, 6 pass |

**SEASON**

| | |
|---|---|
| 18 | Mark Clayton (1984), 18 pass |
| 17 | Ricky Williams (2002), 16 run, 1 pass |
| 16 | Karim Abdul-Jabbar (1997), 15 run, 1 pass |
| 16 | Lamar Smith (2000), 14 run, 2 pass |
| 14 | Mark Clayton (1988), 14 pass |

**GAME**

| | |
|---|---|
| 4 | Paul Warfield (12/15/73 vs. Detroit), 4 pass |
| 4 | Mark Ingram (11/27/94 at N.Y. Jets), 4 pass |
| 4 | Ronnie Brown (9/21/08 at New England), 4 run |

### MOST TOUCHDOWNS BY A ROOKIE

**SEASON**

| | |
|---|---|
| 13 | Ron Davenport (1985), 11 run, 2 pass |
| 11 | Karim Abdul-Jabbar (1996), 11 run |
| 8 | Andra Franklin (1981), 7 run, 1 pass |
| 7 | Larry Csonka (1968), 6 run, 1 pass |
| 7 | Troy Stradford (1987), 6 run, 1 pass |
| 7 | Chris Chambers (2001), 7 pass |

**GAME**

| | |
|---|---|
| 3 | Ronald Scott (10/11/87 vs. Kansas City), 3 run |
| 3 | Troy Stradford (12/7/87 vs. N.Y. Jets), 3 run |
| 3 | Sammie Smith (12/10/89 vs. New England), 3 run |

### MOST CONSECUTIVE GAMES SCORING A TOUCHDOWN

| | |
|---|---|
| 6 | Paul Warfield (4th through 9th in 1971) |
| 6 | Mark Clayton (13th through 16th in 1988 and 2nd through 3rd in 1989) |
| 6 | Ricky Williams (16th in 2002 and 1st through 5th in 2003) |

### MOST FIELD GOALS

**CAREER**

| | |
|---|---|
| 245 | Olindo Mare (1997-06), 303 att. |
| 176 | Pete Stoyanovich (1989-95), 222 att. |
| 165 | Garo Yepremian (1970-78), 242 att. |
| 127 | Dan Carpenter (2008-12), 155 att. |
| 101 | Uwe von Schamann (1979-84), 149 att. |

**SEASON**

| | |
|---|---|
| 39 | Olindo Mare (1999), 46 att. |
| 31 | Pete Stoyanovich (1991), 37 att. |
| 30 | Pete Stoyanovich (1992), 37 att. |
| 30 | Dan Carpenter (2010), 41 att. |
| 29 | Dan Carpenter (2011), 34 att. |
| 29 | Caleb Sturgis (2014), 37 att. |

**GAME**

| | |
|---|---|
| 6 | Olindo Mare (10/17/99 at New England), 6 att. |
| 5 | Garo Yepremian (9/26/71 at Buffalo), 6 att. |
| 5 | Olindo Mare (12/31/06 at Indianapolis), 5 att. |
| 5 | Dan Carpenter (10/24/10 vs. Pittsburgh), 5 att. |
| 5 | Dan Carpenter (10/31/10 at Cincinnati), 5 att. |
| 4 | 25 times (last – **Jason Sanders, 11/11/18 at Green Bay, 4 att.**.) |

### MOST FIELD GOALS BY A ROOKIE

**SEASON**

| | |
|---|---|
| 26 | Caleb Sturgis (2013), 34 att. |
| 22 | Fuad Reveiz (1985), 27 att. |
| 21 | Uwe von Schamann (1979), 29 att. |
| 21 | Dan Carpenter (2008), 25 att. |

**GAME**

| | |
|---|---|
| 4 | Dan Carpenter (11/2/08 at Denver), 4 att. |
| **4** | **Jason Sanders (11/11/18 at Green Bay), 4 att.** |
| 3 | 16 times (last – **Jason Sanders, 10/25/18 at Houston**) |

### MOST CONSECUTIVE GAMES SCORING A FIELD GOAL

| | |
|---|---|
| 20 | Garo Yepremian (10th in 1970 through 1st in 1972) |
| 20 | Olindo Mare (7th in 1998 through 10th in 1999) |

### MOST CONSECUTIVE FIELD GOALS

| | |
|---|---|
| 19 | Olindo Mare (3rd through 7th in 1999) |
| 17 | Dan Carpenter (2nd through 12th in 2009) |
| 16 | Garo Yepremian (8th through 16th in 1978) |
| 16 | Olindo Mare (7th through 16th in 2000) |

### HIGHEST FIELD GOAL PERCENTAGE

**CAREER (min: 50 att.)**

| | |
|---|---|
| 81.9 | Dan Carpenter (2008-12), 127 of 155 |
| 80.1 | Olindo Mare (1997-06), 245 of 303 |
| 79.3 | Pete Stoyanovich (1989-95), 176 of 222 |
| 77.5 | Caleb Sturgis (2013-14), 55 of 71 |
| 73.6 | Fuad Reveiz (1985-88), 53 of 72 |

**SEASON (min: 15 att.)**

| | |
|---|---|
| 91.3 | Jay Feely (2007), 21 of 23 |
| 91.3 | Cody Parkey (2017), 21 of 23 |
| 90.5 | Olindo Mare (2001), 19 of 21 |
| 90.3 | Olindo Mare (2000), 28 of 31 |
| **90.0** | **Jason Sanders (2018), 18 of 20** |

### LONGEST FIELD GOALS

| | |
|---|---|
| 60 | Dan Carpenter (12/5/10 vs. Cleveland) |
| 59 | Pete Stoyanovich (11/12/89 at N.Y. Jets) |
| *58 | Pete Stoyanovich (1/5/91 vs. Kansas City) |
| 58 | Dan Carpenter (1/1/12 vs. N.Y. Jets) |
| 55 | Andrew Franks (12/24/16 at Buffalo) |

### LONGEST FIELD GOALS BY A ROOKIE

| | |
|---|---|
| 59 | Pete Stoyanovich (11/12/89 at N.Y. Jets) |
| 54 | Caleb Sturgis (9/15/13 at Indianapolis) |
| 53 | Uwe von Schamann (10/21/79 at New England) |
| 53 | Andrew Franks (10/25/15 vs. Houston) |
| 52 | Caleb Sturgis (10/27/13 at New England) |

### MOST POINTS AFTER TOUCHDOWN

**CAREER**

| | |
|---|---|
| 335 | Garo Yepremian (1970-78), 351 att. |
| 313 | Olindo Mare (1997-06), 318 att. |
| 246 | Pete Stoyanovich (1989-95), 250 att. |

**SEASON**

| | |
|---|---|
| 66 | Uwe von Schamann (1984), 70 att. |
| 52 | Fuad Reveiz (1986), 55 att. |
| 50 | Fuad Reveiz (1985), 52 att. |

**GAME**

| | |
|---|---|
| 7 | Garo Yepremian (11/12/72 vs. New England), 7 att. |
| 7 | Garo Yepremian (11/24/77 at St. Louis), 8 att. |
| 7 | Pete Stoyanovich (9/3/95 vs. N.Y. Jets), 7 att. |
| 7 | Olindo Mare (9/8/02 vs. Detroit), 7 att. |

### MOST POINTS AFTER TOUCHDOWN BY A ROOKIE

**SEASON**

| | |
|---|---|
| 50 | Fuad Reveiz (1985), 52 att. |
| 40 | Dan Carpenter (2008), 40 att. |
| 38 | Pete Stoyanovich (1989), 39 att. |

### MOST CONSECUTIVE POINTS AFTER TOUCHDOWN

| | |
|---|---|
| 110 | Garo Yepremian (7th in 1972 to 2nd in 1975) |
| 110 | Pete Stoyanovich (16th in 1992 to 16th in 1995) |

### HIGHEST POINT AFTER TOUCHDOWN PCT.

**CAREER (min: 150 att.)**

| | |
|---|---|
| 99.4 | Dan Carpenter (2008-12), 154 of 155 |
| 98.43 | Olindo Mare (1997-06), 313 of 318 |
| 98.40 | Pete Stoyanovich (1989-95), 246 of 250 |
| 95.3 | Fuad Reveiz (1985-88), 161 of 169 |
| 95.2 | Garo Yepremian (1970-78), 335 of 352 |

### MOST TWO-POINT CONVERSIONS

**CAREER**

| | |
|---|---|
| 2 | Irving Fryar (1993-95), 2 pass |
| 2 | Marty Booker (2004-07), 2 pass |
| 2 | Jarvis Landry (2014-16), 2 pass |

**SEASON**

| | |
|---|---|
| 2 | Irving Fryar (1994), 2 pass |
| 2 | Marty Booker (2006), 2 pass |

## RUSHING

### MOST RUSHING YARDS

**CAREER**

| | |
|---|---|
| 6,737 | Larry Csonka (1968-74, 1979), 1,506 att. |
| 6,436 | Ricky Williams (2002-03, 2005, 2007-10), 1,509 att. |
| 4,815 | Ronnie Brown (2005-10), 1,128 att. |
| 3,877 | Mercury Morris (1969-75), 754 att. |
| 3,644 | Jim Kiick (1968-74), 997 att. |

**SEASON**

| | |
|---|---|
| 1,853 | Ricky Williams (2002), 4.8 per carry |
| 1,372 | Ricky Williams (2003), 3.5 per carry |
| 1,272 | Jay Ajayi (2016), 4.9 per carry |
| 1,258 | Delvin Williams (1978), 4.6 per carry |
| 1,139 | Lamar Smith (2000), 3.7 per carry |
| 1,121 | Ricky Williams (2009), 4.7 per carry |
| 1,117 | Larry Csonka (1972), 5.2 per carry |
| 1,116 | Karim Abdul-Jabbar (1996), 3.6 per carry |
| 1,099 | Lamar Miller (2014), 5.1 per carry |
| 1,086 | Reggie Bush (2011), 5.0 per carry |
| 1,051 | Larry Csonka (1971), 5.4 per carry |
| 1,008 | Ronnie Brown (2006), 4.2 per carry |
| 1,003 | Larry Csonka (1973), 4.6 per carry |
| 1,000 | Mercury Morris (1972), 5.3 per carry |

**GAME**

| | |
|---|---|
| 228 | Ricky Williams (12/1/02 at Buffalo), 27 att. |
| 216 | Ricky Williams (12/9/02 vs. Chicago), 31 att. |
| 214 | Jay Ajayi (10/23/16 vs. Buffalo), 28 att. |
| *209 | Lamar Smith (12/30/00 vs. Indianapolis), 40 att. |
| 206 | Jay Ajayi (12/24/16 at Buffalo), 32 att. |
| 204 | Jay Ajayi (10/16/16 vs. Pittsburgh), 25 att. |
| 203 | Reggie Bush (12/18/11 at Buffalo), 25 att. |

### MOST RUSHING YARDS BY A ROOKIE

**SEASON**

| | |
|---|---|
| 1,116 | Karim Abdul-Jabbar (1996), 3.6 per carry |
| 907 | Ronnie Brown (2005), 4.4 per carry |
| 711 | Andra Franklin (1981), 3.5 per carry |
| 659 | Sammie Smith (1989), 3.3 per carry |
| 621 | Jim Kiick (1968), 3.8 per carry |

**GAME**

| | |
|---|---|
| 169 | Troy Stradford (11/22/87 at Dallas), 17 att. |
| 152 | Karim Abdul-Jabbar (12/22/96 at N.Y. Jets), 30 att. |
| 140 | Leroy Harris (12/5/77 vs. Baltimore), 17 att. |
| 132 | Ronnie Brown (9/25/05 vs. Carolina), 23 att. |
| 124 | Karim Abdul-Jabbar (9/15/96 vs. N.Y. Jets), 23 att. |

### MOST RUSHING ATTEMPTS

**CAREER**

| | |
|---|---|
| 1,509 | Ricky Williams (2002-03, 2005, 2007-10) |
| 1,506 | Larry Csonka (1968-74, 1979) |
| 1,128 | Ronnie Brown (2005-10) |
| 997 | Jim Kiick (1968-74) |
| 888 | Karim Abdul-Jabbar (1996-99) |

**SEASON**

| | |
|---|---|
| 392 | Ricky Williams (2003) |
| 383 | Ricky Williams (2002) |
| 313 | Lamar Smith (2001) |
| 309 | Lamar Smith (2000) |
| 307 | Karim Abdul-Jabbar (1996) |

**GAME**

| | |
|---|---|
| 42 | Ricky Williams (9/21/03 vs. Buffalo), 153 yards |
| *40 | Lamar Smith (12/30/00 vs. Indianapolis), 209 yards |
| 36 | Ricky Williams (10/6/02 vs. New England), 105 yards |
| 36 | Ricky Williams (11/16/03 vs. Baltimore), 105 yards |
| 34 | Ricky Williams (9/14/03 at N.Y. Jets), 125 yards |
| **33 | Larry Csonka (1/13/74 vs. Minnesota), 145 yards |
| 33 | Karim Abdul-Jabbar (9/20/98 vs. Pittsburgh), 108 yards |

### MOST RUSHING ATTEMPTS BY A ROOKIE

**SEASON**

| | |
|---|---|
| 307 | Karim Abdul-Jabbar (1996) |
| 207 | Ronnie Brown (2005) |
| 201 | Andra Franklin (1981) |
| 200 | Sammie Smith (1989) |
| 165 | Jim Kiick (1968) |
| 165 | Daniel Thomas (2011) |

**GAME**

| | |
|---|---|
| 31 | J.J. Johnson (11/21/99 vs. New England), 106 yards |
| 30 | Troy Stradford (12/7/87 vs. N.Y. Jets), 120 yards |

| | |
|---|---|
| 30 | Karim Abdul-Jabbar (12/22/96 at N.Y. Jets), 152 yards |
| 29 | Karim Abdul-Jabbar (11/3/96 at New England), 104 yards |
| 27 | Karim Abdul-Jabbar (12/16/96 vs. Buffalo), 76 yards |

## MOST RUSHING TOUCHDOWNS

### CAREER

| | |
|---|---|
| 53 | Larry Csonka (1968-74, 1979) |
| 48 | Ricky Williams (2002-03, 2005, 2007-10) |
| 36 | Ronnie Brown (2005-10) |
| 33 | Karim Abdul-Jabbar (1996-99) |
| 29 | Mercury Morris (1969-75) |

### SEASON

| | |
|---|---|
| 16 | Ricky Williams (2002) |
| 15 | Karim Abdul-Jabbar (1997) |
| 14 | Lamar Smith (2000) |
| 12 | Mercury Morris (1972) |
| 12 | Don Nottingham (1975) |
| 12 | Larry Csonka (1979) |

### GAME

| | |
|---|---|
| 4 | Ronnie Brown (9/21/08 at New England), 2,15,5,62 |
| 3 | Jim Kiick (12/20/70 vs. Buffalo), 4,2,2 |
| 3 | Mercury Morris (11/12/72 vs. New England), 4,4,6 |
| 3 | Mercury Morris (9/30/73 vs. New England), 24,70,35 |
| *3 | Larry Csonka (12/30/73 vs. Oakland), 11,2,2 |
| 3 | Don Nottingham (11/3/74 vs. Atlanta), 1,2,1 |
| 3 | Don Nottingham (10/5/75 at Green Bay) 11,1,11 |
| 3 | Don Nottingham (10/26/75 at Buffalo), 1,1,1 |
| 3 | Larry Csonka (9/23/79 vs. Chicago), 12,9,1 |
| 3 | Larry Csonka (11/29/79 vs. New England), 1,1,1 |
| 3 | Ronald Scott (10/11/87 vs. Kansas City), 2,4,3 |
| 3 | Troy Stradford (12/7/87 vs. N.Y. Jets), 1,1,1 |
| 3 | Sammie Smith (12/10/89 vs. New England), 1,7,2 |
| 3 | Bernie Parmalee (12/25/94 vs. Detroit), 1,1,6 |
| 3 | Karim Abdul-Jabbar (10/19/97 at Baltimore), 5,5,6 |
| 3 | Karim Abdul-Jabbar (11/23/97 at New England), 1,1,1 |
| 3 | Ricky Williams (10/25/09 vs. New Orleans), 4,68,4 |

## MOST RUSHING TOUCHDOWNS BY A ROOKIE

### SEASON

| | |
|---|---|
| 11 | Ron Davenport (1985) |
| 11 | Karim Abdul-Jabbar (1996) |
| 7 | Andra Franklin (1981) |
| 6 | Larry Csonka (1968) |
| 6 | Troy Stradford (1987) |
| 6 | Sammie Smith (1989) |

### GAME

| | |
|---|---|
| 3 | Ronald Scott (10/11/87 vs. Kansas City) |
| 3 | Troy Stradford (12/7/87 vs. N.Y. Jets) |
| 3 | Sammie Smith (12/10/89 vs. New England) |

## MOST CONSECUTIVE GAMES WITH A RUSHING TD

| | |
|---|---|
| 5 | Mercury Morris (6th through 10th in 1972) |
| 5 | Don Nottingham (2nd through 6th in 1975) |
| 5 | Pete Johnson (8th through 12th in 1984) |
| 5 | Karim Abdul-Jabbar (10th through 14th in 1997) |

## HIGHEST RUSHING AVERAGE

### CAREER (min: 300 att.)

| | |
|---|---|
| 5.1 | Mercury Morris (1969-75), 754 att. |
| 4.8 | Tony Nathan (1979-87), 732 att. |
| 4.7 | Reggie Bush (2011-12), 443 att. |
| 4.6 | Lamar Miller (2012-15), 638 att. |
| 4.5 | Larry Csonka (1968-74, 1979), 1,506 att. |

### SEASON (min: 100 att.)

| | |
|---|---|
| 6.4 | Mercury Morris (1973), 149/954 yards |
| 5.4 | Larry Csonka (1971), 195/1,051 yards |
| 5.3 | Mercury Morris (1972), 190/1,000 yards |
| 5.3 | Tony Nathan (1981), 147/782 yards |
| 5.2 | Larry Csonka (1972), 213/1,117 yards |

### GAME (min: 10 att.)

| | |
|---|---|
| 13.1 | Mercury Morris (9/30/73 vs. New England) 15/197 |
| 12.6 | Abner Haynes (9/17/67 vs. Denver), 12/151 |
| 12.6 | Delvin Williams (11/9/80 at Los Angeles), 12/151 |

## MOST 100-YARD RUSHING GAMES

### CAREER

| | |
|---|---|
| 24 | Ricky Williams (2002-03, 2005, 2007-10) |
| 15 | Larry Csonka (1968-74, 1979) |
| 15 | Ronnie Brown (2005-10) |
| 10 | Mercury Morris (1969-75) |
| 9 | Karim Abdul-Jabbar (1996-99) |

### SEASON

| | |
|---|---|
| 10 | Ricky Williams (2002) |
| 7 | Ricky Williams (2003) |
| 5 | Delvin Williams (1978) |
| 5 | Reggie Bush (2011) |
| 4 | Larry Csonka (1972) |
| 4 | Karim Abdul-Jabbar (1996) |
| 4 | Lamar Smith (2000) |
| 4 | Ronnie Brown (2006) |
| 4 | Ronnie Brown (2007) |
| 4 | Ricky Williams (2009) |
| 4 | Jay Ajayi (2016) |

## MOST 100-YARD RUSHING GAMES BY A ROOKIE

| | |
|---|---|
| 4 | Karim Abdul-Jabbar (1996) |
| 3 | Benny Malone (1974) |
| 3 | Troy Stradford (1987) |
| 2 | Jim Kiick (1968) |
| 2 | Leroy Harris (1977) |
| 2 | Ronnie Brown (2005) |

## MOST CONSECUTIVE 100-YARD RUSHING GAMES

| | |
|---|---|
| 5 | Ricky Williams (10th through 14th in 2002) |
| 4 | Ronnie Brown (3rd through 6th in 2007) |
| 4 | Reggie Bush (12th though 15th in 2011) |
| 3 | Ricky Williams (1st through 3rd in 2002) |
| 3 | Ricky Williams (10th through 12th in 2003) |
| 3 | Ricky Williams (9th through 11th in 2009) |
| 3 | Jay Ajayi (6th through 8th in 2016) |
| 2 | Larry Csonka (11th through 12th in 1970) |
| 2 | Benny Malone (7th through 8th in 1974) |
| 2 | Don Nottingham (2nd through 3rd in 1975) |
| 2 | Mercury Morris (5th through 6th in 1975) |
| 2 | Benny Malone (7th through 8th in 1976) |
| 2 | Benny Malone (4th through 5th in 1977) |
| 2 | Andra Franklin (5th through 6th in 1982) |
| 2 | Mark Higgs (1st through 2nd in 1991) |
| 2 | Bernie Parmalee (7th through 8th in 1994) |
| 2 | Ricky Williams (2nd through 3rd in 2003) |
| 2 | Ricky Williams (14th through 15th in 2003) |
| 2 | Ricky Williams (15th through 16th in 2005) |
| 2 | Ronnie Brown (15th through 16th in 2006) |
| 2 | Ronnie Brown (3rd through 4th in 2008) |
| 2 | Lamar Miller (5th through 6th in 2015) |
| **2** | **Kenyan Drake (12th through 13th in 2017)** |

## LONGEST RUNS FROM SCRIMMAGE

| | |
|---|---|
| 97t | Lamar Miller (12/28/14 vs. N.Y. Jets) |
| 85t | Lamar Miller (10/25/15 vs. Houston) |
| 77t | Leroy Harris (12/5/77 vs. Baltimore) |
| 77t | Keith Byars (11/25/93 at Dallas) |
| 76t | Reggie Bush (12/18/11 at Buffalo) |
| **75t** | **Kalen Ballage (12/16/18 at Minnesota)** |
| 71t | Jerris McPhail (10/27/97 vs. Chicago) |
| 70t | Mercury Morris (9/30/73 vs. New England) |
| 70 | Mercury Morris (10/15/73 at Cleveland) |
| 69 | Damien Williams (11/19/17 vs. Tampa Bay) |
| 68t | Lamar Smith (10/23/00 at N.Y. Jets) |
| 68t | James McKnight (10/5/03 at N.Y. Giants) |
| 68t | Ricky Williams (10/25/09 vs. New Orleans) |

| | |
|---|---|
| 66t | Benny Malone (10/9/77 at Baltimore) |
| **66t** | **Kenyan Drake (11/13/17 at Carolina)** |
| 65t | Abner Haynes (9/17/67 vs. Denver) |
| 65t | Gary Davis (9/17/78 vs. Buffalo) |
| 65t | Ronnie Brown (10/21/05 vs. Kansas City) |
| 65 | Delvin Williams (11/9/80 at Los Angeles) |
| 65t | Reggie Bush (9/16/12 vs. Oakland) |
| 64 | Ron Davenport (12/18/88 at Pittsburgh) |
| 63 | Norm Bulaich (9/10/78 at Baltimore) |
| 63t | Ricky Williams (12/9/02 vs. Chicago) |
| 62t | Ronnie Brown (9/21/08 at New England) |
| 62t | Jay Ajayi (10/16/16 vs. Pittsburgh) |
| 61 | Chris Chambers (9/11/05 vs. Denver) |
| 60t | Gary Davis (12/17/77 vs. Buffalo) |
| 60 | Ronnie Brown (9/30/07 vs. Oakland) |

## PASSING

### MOST PASSING YARDS

**CAREER**

| | |
|---|---|
| 61,361 | Dan Marino (1983-99) |
| 25,092 | Bob Griese (1967-80) |
| 20,434 | Ryan Tannehill (2012-18) |
| 11,040 | Jay Fiedler (2000-04) |
| 7,114 | Chad Henne (2008-11) |

**SEASON**

| | |
|---|---|
| 5,084 | Dan Marino (1984) |
| 4,746 | Dan Marino (1986) |
| 4,453 | Dan Marino (1994) |
| 4,434 | Dan Marino (1988) |
| 4,208 | Ryan Tannehill (2015) |

**GAME**

| | |
|---|---|
| 521 | Dan Marino (10/23/88 vs. N.Y. Jets), 35 of 60 |
| 473 | Dan Marino (9/4/94 vs. New England), 23 of 42 |
| 470 | Dan Marino (12/2/84 vs. LA. Raiders), 35 of 57 |
| 450 | Dan Marino (10/1/95 at Cincinnati), 33 of 48 |
| 448 | Dan Marino (9/21/86 at N.Y. Jets), 30 of 50 |

### MOST PASSING YARDS BY A ROOKIE

**SEASON**

| | |
|---|---|
| 3,294 | Ryan Tannehill (2012) |
| 2,210 | Dan Marino (1983) |
| 2,005 | Bob Griese (1967) |

**GAME**

| | |
|---|---|
| 431 | Ryan Tannehill (9/30/12 at Arizona), 26 of 41 |
| 322 | Dan Marino (10/9/83 vs. Buffalo), 19 of 29 |
| 307 | John Stofa (12/18/66 vs. Houston), 22 of 38 |

### MOST PASS ATTEMPTS

**CAREER**

| | |
|---|---|
| 8,358 | Dan Marino (1983-99) |
| 3,429 | Bob Griese (1967-80) |
| 2,911 | Ryan Tannehill (2012-18) |
| 1,603 | Jay Fiedler (2000-04) |
| 1,065 | Chad Henne (2008-11) |

**SEASON**

| | |
|---|---|
| 623 | Dan Marino (1986), 378 completions |
| 615 | Dan Marino (1994), 385 completions |
| 606 | Dan Marino (1988), 354 completions |
| 590 | Ryan Tannehill (2014), 392 completions |
| 588 | Ryan Tannehill (2013), 355 completions |

**GAME**

| | |
|---|---|
| *64 | Dan Marino (12/30/95 at Buffalo), 33 completions |
| 62 | Joey Harrington (10/22/06 vs. Green Bay), 33 completions |
| 60 | Dan Marino (10/23/88 vs. N.Y. Jets), 35 completions |
| 60 | Dan Marino (11/23/97 at New England), 38 completions |
| 58 | Ryan Tannehill (11/29/15 at N.Y. Jets), 33 completions |

### MOST PASS ATTEMPTS BY A ROOKIE

**SEASON**

| | |
|---|---|
| 484 | Ryan Tannehill (2012), 282 completions |
| 331 | Bob Griese (1967), 166 completions |
| 327 | David Woodley (1980), 176 completions |

**GAME**

| | |
|---|---|
| 42 | David Woodley (10/27/80 at N.Y. Jets), 22 completions |
| 41 | Bob Griese (12/23/67 vs. Houston), 16 completions |
| 41 | David Woodley (12/20/80 vs. N.Y. Jets), 20 completions |
| 41 | Ryan Tannehill (9/30/12 at Arizona), 26 completions |

### MOST PASS COMPLETIONS

**CAREER**

| | |
|---|---|
| 4,967 | Dan Marino (1983-99) |
| 1,926 | Bob Griese (1967-80) |
| 1,829 | Ryan Tannehill (2012-18) |
| 936 | Jay Fiedler (2000-04) |
| 646 | Chad Henne (2008-11) |

**SEASON**

| | |
|---|---|
| 392 | Ryan Tannehill (2014), 590 att. |
| 385 | Dan Marino (1994), 615 att. |
| 378 | Dan Marino (1986), 623 att. |
| 363 | Ryan Tannehill (2015), 586 att. |
| 362 | Dan Marino (1984), 564 att. |

**GAME**

| | |
|---|---|
| 39 | Dan Marino (11/16/86 at Buffalo), 54 att. |
| 38 | Dan Marino (11/23/97 at New England), 60 att. |
| 35 | Dan Marino (12/2/84 vs. L.A. Raiders), 57 att. |
| 35 | Dan Marino (10/23/88 vs. N.Y. Jets), 60 att. |
| 35 | Dan Marino (12/3/95 vs. Atlanta), 50 att. |
| 35 | Chad Henne (12/27/09 vs. Houston), 55 att. |
| 35 | Ryan Tannehill (12/21/14 vs. Minnesota), 47 att. |

### MOST PASS COMPLETIONS BY A ROOKIE

**SEASON**

| | |
|---|---|
| 282 | Ryan Tannehill (2012), 484 att. |
| 176 | David Woodley (1980), 327 att. |
| 173 | Dan Marino (1983), 296 att. |

**GAME**

| | |
|---|---|
| 26 | Ryan Tannehill (9/30/12 at Arizona), 41 att. |
| 25 | Dan Marino (10/30/83 vs. L.A. Rams), 38 att. |
| 23 | John Beck (12/2/07 vs. N.Y. Jets), 39 att. |
| 23 | Ryan Tannehill (11/11/12 vs. Tennessee), 39 att. |

### MOST CONSECUTIVE PASS COMPLETIONS

| | |
|---|---|
| 25 | Ryan Tannehill (10/18/15 at Tennessee through 10/25/15 vs. Houston) |
| 19 | Jay Cutler (10/22/17 vs. N.Y. Jets through 11/5/17 vs. Oakland) |
| 17 | Chad Pennington (12/7/08 at Buffalo through 12/14/08 vs. San Francisco) |
| 17 | Chad Henne (12/13/09 at Jacksonville) |
| 15 | Dan Marino (11/8/92 at Indianapolis through 11/16/92 vs. Buffalo) |
| 15 | Ryan Tannehill (10/12/14 vs. Green Bay through 10/19/14 at Chicago) |

### MOST TOUCHDOWN PASSES

**CAREER**

| | |
|---|---|
| 420 | Dan Marino (1983-99) |
| 192 | Bob Griese (1967-80) |
| 123 | Ryan Tannehill (2012-18) |
| 66 | Jay Fiedler (2000-04) |
| 39 | Don Strock (1974-87) |

**SEASON**

| | |
|---|---|
| 48 | Dan Marino (1984) of 362 completions |
| 44 | Dan Marino (1986) of 378 completions |

| | |
|---|---|
| 30 | Dan Marino (1985) of 336 completions |
| 30 | Dan Marino (1994) of 385 completions |
| 28 | Dan Marino (1988) of 354 completions |

**GAME**

| | |
|---|---|
| 6 | Bob Griese (11/24/77 at St. Louis) |
| 6 | Dan Marino (9/21/86 at N.Y. Jets) |
| 5 | Dan Marino (9/2/84 at Washington) |
| 5 | Dan Marino (12/8/85 at Green Bay) |
| 5 | Dan Marino (12/14/86 at L.A. Rams) |
| 5 | Dan Marino (11/27/88 at N.Y. Jets) |
| 5 | Dan Marino (9/4/94 vs. New England) |
| 4 | 22 times (last – Matt Moore, 12/17/16 at N.Y. Jets) |

## MOST TOUCHDOWN PASSES BY A ROOKIE

**SEASON**

| | |
|---|---|
| 20 | Dan Marino (1983) of 173 completions |
| 15 | Bob Griese (1967) of 166 completions |
| 14 | David Woodley (1980) of 176 completions |

**GAME**

| | |
|---|---|
| 4 | John Stofa (12/18/66 vs. Houston) |
| 3 | Bob Griese (12/17/67 vs. New England) |
| 3 | David Woodley (11/9/80 at L.A. Rams) |
| 3 | David Woodley (12/14/80 at Baltimore) |
| 3 | Dan Marino (10/9/83 vs. Buffalo) |
| 3 | Dan Marino (10/16/83 at N.Y. Jets) |
| 3 | Dan Marino (11/28/83 vs. Cincinnati) |

## MOST CONSECUTIVE GAMES WITH A TD PASS

| | |
|---|---|
| 30 | Dan Marino (10th in 1985 through 2nd in 1987 and 6th through 10th in 1987) |

## MOST PASSES HAD INTERCEPTED

**CAREER**

| | |
|---|---|
| 252 | Dan Marino (1983-99) |
| 172 | Bob Griese (1967-80) |
| 75 | Ryan Tannehill (2012-18) |
| 63 | Jay Fiedler (2000-04) |
| 42 | David Woodley (1980-83) |

**SEASON**

| | |
|---|---|
| 23 | Dan Marino (1986), 623 att. |
| 23 | Dan Marino (1988), 606 att. |
| 22 | Dan Marino (1989), 550 att. |
| 21 | Dan Marino (1985), 567 att. |
| 19 | Jay Fiedler (2001), 450 att. |
| 19 | Chad Henne (2010), 490 att. |

**GAME**

| | |
|---|---|
| 5 | Bob Griese (12/23/67 vs. Houston), 41 att. |
| 5 | Rick Norton (11/23/69 vs. Houston), 26 att. |
| 5 | David Woodley (10/25/81 at Dallas), 37 att. |
| 5 | Kyle Mackey (10/18/87 at N.Y. Jets), 55 att. |
| 5 | Dan Marino (10/23/88 vs. N.Y Jets), 60 att. |
| 5 | Dan Marino (11/25/99 at Dallas), 36 att. |
| 5 | A.J. Feeley (12/5/04 vs. Buffalo), 51 att. |

## MOST PASSES HAD INTERCEPTED AS A ROOKIE

**SEASON**

| | |
|---|---|
| 18 | Bob Griese (1967), 331 att. |
| 17 | David Woodley (1980), 327 att. |
| 13 | Ryan Tannehill (2012), 484 att. |

**GAME**

| | |
|---|---|
| 5 | Bob Griese (12/23/67 vs. Houston), 41 att. |
| 3 | Rick Norton (9/18/66 at Buffalo), 10 att. |
| 3 | Bob Griese (11/26/67 vs. Buffalo), 33 att. |
| 3 | David Woodley (9/28/80 vs. New Orleans), 15 att. |
| 3 | John Beck (12/2/07 vs. N.Y. Jets), 39 att. |
| 3 | Ryan Tannehill (9/9/12 at Houston), 36 att. |
| 3 | Ryan Tannehill (11/11/12 vs. Tennessee), 39 att. |

## MOST CONSECUTIVE GAMES WITH NO PASSES INTERCEPTED

| | |
|---|---|
| 5 | Jay Fiedler (8th through 11th, 13th in 2000 - missed 12th in 2000) |
| 4 | Bob Griese (5th through 8th in 1971) |
| 4 | Dan Marino (4th through 7th in 1997) |
| 4 | Ray Lucas (9th through 12th in 2002) |
| 4 | Ryan Tannehill (5th through 8th in 2012) |
| 4 | Ryan Tannehill (12th through 15th in 2012) |
| 4 | Ryan Tannehill (6th through 9th in 2016) |

## MOST CONSECUTIVE PASSES WITH NONE INTERCEPTED

| | |
|---|---|
| 160 | Ryan Tannehill (15th in 2014 through 3rd in 2015) |
| 156 | Dan Marino (3rd through 8th in 1997) |
| 140 | Bob Griese (11th through 16th in 2012) |
| 133 | Cleo Lemon (13th through 16th in 2007) |

## LOWEST INTERCEPTION RATE

**CAREER (min: 250 att.)**

| | |
|---|---|
| 1.63 | Chad Pennington (2008-10), 9 of 552 att. |
| 1.86 | Cleo Lemon (2005-07), 7 of 377 att. |
| 2.58 | Ryan Tannehill (2012-18), 75 of 2,911 att. |
| 2.63 | Gus Frerotte (2005), 13 of 494 att. |
| 2.78 | Damon Huard (1997-00), 8 of 288 att. |

**SEASON (min: 150 att.)**

| | |
|---|---|
| 1.47 | Chad Pennington (2008), 7 of 476 att. |
| 1.85 | Damon Huard (1999), 4 of 216 att. |
| 1.94 | Cleo Lemon (2007), 6 of 309 att. |
| 2.00 | Dan Marino (1993), 3 of 150 att. |
| 2.01 | Dan Marino (1997), 11 of 548 att. |

## HIGHEST COMPLETION PERCENTAGE

**CAREER (min: 150 comp.)**

| | |
|---|---|
| 67.6 | Chad Pennington (2008-10), 373 of 552 att. |
| 62.8 | Ryan Tannehill (2012-18), 1,829 of 2,911 att. |
| 62.0 | Jay Cutler (2017), 266 of 429 att. |
| 60.74 | Matt Moore (2011-17), 359 of 591 att. |
| 60.66 | Chad Henne (2008-11), 646 of 1,065 att. |

**SEASON (min: 75 comp.)**

| | |
|---|---|
| 67.4 | Chad Pennington (2008), 321 of 476 att. |
| 67.1 | Ryan Tannehill (2016), 261 of 389 att. |
| 66.4 | Ryan Tannehill (2014), 392 of 590 att. |
| 64.23 | Ryan Tannehill (2018) 176 of 274 att. |
| 64.20 | Dan Marino (1984), 362 of 564 att. |

**GAME (min: 12 comp.)**

| | |
|---|---|
| 94.7 | Ryan Tannehill (10/25/15 vs. Houston), 18 of 19 att. |
| 92.3 | Bob Griese (12/18/78 vs. New England), 12 of 13 att. |
| 85.0 | Chad Pennington (9/21/08 at New England), 17 of 20 att. |
| *84.2 | David Woodley (1/8/83 vs. New England), 16 of 19 att. |
| 82.4 | Earl Morrall (12/1/75 vs. New England), 14 of 17 att. |

## HIGHEST COMPLETION PERCENTAGE BY A ROOKIE

**SEASON (min: 75 comp.)**

| | |
|---|---|
| 58.5 | Dan Marino (1983), 173 of 296 att. |
| 58.3 | Ryan Tannehill (2012), 282 of 484 att. |
| 53.8 | David Woodley (1980), 176 of 327 att. |

**GAME (min: 12 comp.)**

| | |
|---|---|
| 81.0 | Bob Griese (10/22/67 vs. N.Y. Jets), 17 of 21 att. |
| 78.6 | Ryan Tannehill (12/6/12 vs. Jacksonville), 22 of 28 att. |
| 72.4 | Ryan Tannehill (10/14/12 vs. St. Louis), 21 of 29 att. |

## HIGHEST PASSER RATING

**CAREER (min: 250 att.)**

| | |
|---|---|
| 94.5 | Chad Pennington (2008-10) |
| 87.0 | Ryan Tannehill (2012-18) |
| 86.4 | Dan Marino (1983-99) |
| 86.0 | Matt Moore (2011-17) |
| 80.8 | Jay Cutler (2017) |

**SEASON (min: 150 att.)**

| | |
|---|---|
| 108.9 | Dan Marino (1984) |
| 97.4 | Chad Pennington (2008) |
| 96.0 | Dan Marino (1983) |
| 95.9 | Dan Marino (1993) |
| 93.5 | Ryan Tannehill (2016) |

### HIGHEST PASSER RATING BY A ROOKIE

**SEASON (min: 150 att.)**

| | |
|---|---|
| 96.0 | Dan Marino (1983) |
| 76.1 | Ryan Tannehill (2012) |
| 63.1 | David Woodley (1980) |

### HIGHEST PASS YARDS PER ATTEMPT

**CAREER (min: 250 att.)**

| | |
|---|---|
| 8.22 | Earl Morrall (1972-76), 284/2,335 yards |
| 7.41 | Matt Moore (2011-16), 464/3,437 yards |
| 7.40 | Chad Pennington (2008-10), 552/4,085 yards |
| 7.34 | Dan Marino (1983-99), 8,358/61,361 yards |
| 7.32 | Bob Griese (1967-80), 3,429/25,092 yards |

**SEASON (min: 150 att.)**

| | |
|---|---|
| 9.07 | Earl Morrall (1972), 150/1,360 |
| 9.01 | Dan Marino (1984), 564/5,084 |
| 8.86 | Bob Griese (1975), 191/1,693 |
| 8.24 | Bob Griese (1970), 245/2,019 |
| 8.12 | Dan Marino (1993), 150/1,218 |

**GAME (min: 20 att.)**

| | |
|---|---|
| *13.16 | Dan Marino (1/6/85 vs. Pittsburgh), 32/421 |
| 12.57 | Ryan Tannehill (9/23/18 vs. Oakland), 23/289 |
| 12.52 | Earl Morrall (12/15/74 vs. New England), 23/288 |
| 11.95 | Jay Fiedler (11/27/03 at Dallas), 20/239 |
| 11.92 | Dan Marino (9/30/84 at St. Louis), 36/429 |

### MOST 300-YARD PASSING GAMES

**CAREER**

| | |
|---|---|
| 63 | Dan Marino (1983-99) |
| 16 | Ryan Tannehill (2012-18) |
| 7 | Chad Henne (2008-11) |
| 3 | Bob Griese (1967-80) |
| 3 | Jay Fiedler (2000-04) |
| 2 | David Woodley (1980-83) |
| 2 | Steve DeBerg (1993) |
| 2 | Chad Pennington (2008-10) |
| 1 | John Stofa (1966-67, 1969-70) |
| 1 | Don Strock (1974-87) |
| 1 | Scott Mitchell (1990-93) |
| 1 | Bernie Kosar (1994-96) |
| 1 | A.J. Feeley (2004) |
| 1 | Gus Frerotte (2005) |
| 1 | Joey Harrington (2006) |
| 1 | Trent Green (2007) |
| 1 | Cleo Lemon (2007) |
| 1 | Jay Cutler (2017) |
| 1 | Brock Osweiler (2018) |

**SEASON**

| | |
|---|---|
| 9 | Dan Marino (1984) |
| 6 | Dan Marino (1985) |
| 6 | Dan Marino (1986) |
| 6 | Dan Marino (1988) |
| 6 | Ryan Tannehill (2015) |

### MOST CONSECUTIVE 300-YARD PASSING GAMES

| | |
|---|---|
| 3 | Dan Marino (14th through 16th in 1984) |
| 3 | Dan Marino (13th through 15th in 1988) |
| 3 | Dan Marino (11th through 13th in 1994) |
| 3 | Dan Marino (14th through 16th in 1998) |

### LONGEST PASS PLAYS

| | |
|---|---|
| 86t | Bob Griese to Paul Warfield (11/14/71 vs. Pittsburgh) |
| 85t | Dan Marino to Mark Duper (11/20/83 vs. Baltimore) |
| 85t | Dan Marino to Mark Duper (11/2/86 vs. Houston) |
| 80t | George Wilson, Jr. to Bo Roberson (10/23/66 at Houston) |
| 80t | Dan Marino to Mark Duper (9/23/84 vs. Indianapolis) |
| 80t | Dan Marino to Ferrell Edmunds (11/27/88 at N.Y. Jets) |
| 80t | Dan Marino to Tony Martin (10/4/93 vs. Washington) |
| 80t | Brian Griese to James McKnight (11/23/03 vs. Washington) |
| 80t | Chad Pennington to Patrick Cobbs (10/12/08 at Houston) |
| 80t | Ryan Tannehill to Brian Hartline (9/30/12 at Arizona) |
| 79t | Bob Griese to Nat Moore (11/2/75 at Chicago) |
| 78t | Dan Marino to Mark Clayton (11/12/89 at N.Y. Jets) |
| 77t | Scott Mitchell to Mark Ingram (10/31/93 vs. Kansas City) |
| 77t | Ray Lucas to James McKnight (11/24/02 vs. San Diego) |
| 77t | Sage Rosenfels to Chris Chambers (10/21/05 vs. Kansas City) |
| 77t | Sage Rosenfels to Chris Chambers (1/2/05 at Baltimore) |
| **76t | David Woodley to Jimmy Cefalo (1/30/83 vs. Washington) |
| *75t | Bob Griese to Paul Warfield (1/2/72 vs. Baltimore) |
| 75t | Ryan Tannehill to Kenny Stills (9/9/18 vs. Tennessee) |
| 75t | Brock Osweiler to Albert Wilson (10/14/18 vs. Chicago) |

## RECEIVING

### MOST RECEPTIONS

**CAREER**

| | |
|---|---|
| 550 | Mark Clayton (1983-92) |
| 511 | Mark Duper (1982-92) |
| 510 | Nat Moore (1974-86) |
| 415 | O.J. McDuffie (1993-00) |
| 405 | Chris Chambers (2001-07) |

**SEASON**

| | |
|---|---|
| 112 | Jarvis Landry (2017), 987 yards |
| 110 | Jarvis Landry (2015), 1,157 yards |
| 94 | Jarvis Landry (2016), 1,136 yards |
| 90 | O.J. McDuffie (1998), 1,050 yards |
| 86 | Mark Clayton (1988), 1,129 yards |
| 86 | Brandon Marshall (2010), 1,014 yards |

**GAME**

| | |
|---|---|
| 15 | Chris Chambers (12/4/05 vs. Buffalo), 238 yards |
| 13 | Jarvis Landry (11/29/15 at N.Y. Jets), 165 yards |
| 13 | Jarvis Landry (9/17/17 at L.A. Chargers), 78 yards |
| 12 | Jim Jensen (11/6/88 at New England), 110 yards |
| 12 | Brian Hartline (9/30/12 at Arizona), 253 yards |
| *11 | O.J. McDuffie (12/30/95 at Buffalo), 154 yards |
| 11 | O.J. McDuffie (12/13/98 vs. N.Y. Jets), 105 yards |
| 11 | Greg Camarillo (11/2/08 at Denver), 111 yards |
| 11 | Ted Ginn, Jr. (9/21/09 vs. Indianapolis), 108 yards |
| 11 | Brandon Marshall (12/19/10 vs. Buffalo), 106 yards |
| 11 | Rishard Matthews (11/11/13 at Tampa Bay), 120 yards |
| 11 | Jarvis Landry (12/14/15 vs. N.Y. Giants), 99 yards |
| 11 | Jarvis Landry (12/4/16 at Baltimore), 87 yards |
| *11 | Jarvis Landry (1/8/17 at Pittsburgh), 102 yards |
| 10 | Duriel Harris (10/28/79 vs. Green Bay), 180 yards |
| **10 | Tony Nathan (1/20/85 vs. San Francisco), 83 yards |
| 10 | Tony Nathan (12/8/85 at Green Bay), 86 yards |
| *10 | Tony Nathan (1/4/86 vs. Cleveland), 101 yards |
| 10 | Tony Nathan (9/28/86 vs. San Francisco), 101 yards |
| 10 | Ron Davenport (12/7/87 vs. N.Y. Jets), 72 yards |
| 10 | Mark Clayton (10/23/88 vs. N.Y. Jets), 153 yards |
| 10 | Keith Byars (9/25/94 at Minnesota), 79 yards |
| 10 | Tony Martin (10/10/99 at Indianapolis), 166 yards |
| 10 | Rob Konrad (1/2/00 at Washington), 68 yards |
| 10 | Davone Bess (12/6/09 vs. New England), 117 yards |
| 10 | Brandon Marshall (9/26/10 vs. N.Y. Jets), 166 yards |
| 10 | Brandon Marshall (10/17/10 at Green Bay), 127 yards |
| 10 | Brandon Marshall (12/26/10 vs. Detroit), 102 yards |
| 10 | Jarvis Landry (11/18/15 at Buffalo), 67 yards |
| 10 | Jarvis Landry (9/18/16 at New England), 135 yards |
| 10 | Jarvis Landry (12/17/17 at Buffalo), 99 yards |

## MOST RECEPTIONS BY A ROOKIE

### SEASON

| | |
|---|---|
| 84 | Jarvis Landry (2014), 758 yards |
| 75 | Terry Kirby (1993), 874 yards |
| 67 | Jack Clancy (1967), 868 yards |
| 54 | Davone Bess (2008), 554 yards |

### GAME

| | |
|---|---|
| 10 | Rob Konrad (1/2/00 at Washington), 68 yards |
| 9 | Terry Kirby (12/19/93 vs. Buffalo), 148 yards |
| 9 | Davone Bess (12/7/08 vs. Buffalo at Toronto), 74 yards |

## MOST CONSECUTIVE GAMES WITH A RECEPTION

| | |
|---|---|
| 92 | Mark Clayton (6th in 1986 through 16th in 1992 - missed 13th in 1986, 1st in 1989, 1st in 1990, 10th through 14th in 1990 and 1st through 3rd in 1992) |
| 74 | O.J. McDuffie (3rd in 1995 through 15th in 1999, missed 11th through 13th and 16th in 1999 ) |
| 63 | Jarvis Landry (2nd in 2014 through 16th in 2017) |
| 61 | Davone Bess (1st in 2008 through 13th in 2011) |
| 60 | Chris Chambers (1st in 2003 through 13th in 2006 - missed 4th in 2004) |

## MOST RECEIVING YARDS

### CAREER

| | |
|---|---|
| 8,869 | Mark Duper (1982-92), 17.4 per catch |
| 8,643 | Mark Clayton (1983-92), 15.7 per catch |
| 7,546 | Nat Moore (1974-86), 14.8 per catch |
| 5,688 | Chris Chambers (2001-07), 14.0 per catch |
| 5,074 | O.J. McDuffie (1993-00), 12.2 per catch |

### SEASON

| | |
|---|---|
| 1,389 | Mark Clayton (1984), 73 receptions |
| 1,313 | Mark Duper (1986), 67 receptions |
| 1,306 | Mark Duper (1984), 71 receptions |
| 1,270 | Irving Fryar (1994), 73 receptions |
| 1,214 | Brandon Marshall (2011), 81 receptions |
| 1,157 | Jarvis Landry (2015), 110 receptions |
| 1,150 | Mark Clayton (1986), 60 receptions |
| 1,136 | Jarvis Landry (2016), 94 receptions |
| 1,129 | Mark Clayton (1988), 86 receptions |
| 1,118 | Chris Chambers (2005), 82 receptions |
| 1,085 | Mark Duper (1991), 70 receptions |
| 1,083 | Brian Hartline (2012), 74 receptions |
| 1,053 | Mark Clayton (1991), 70 receptions |
| 1,050 | O.J. McDuffie (1998), 90 receptions |
| 1,037 | Tony Martin (1999), 67 receptions |
| 1,016 | Brian Hartline (2013), 76 receptions |
| 1,014 | Brandon Marshall (2010), 86 receptions |
| 1,011 | Mark Clayton (1989), 64 receptions |
| 1,010 | Irving Fryar (1993), 64 receptions |
| 1,003 | Mark Duper (1983), 51 receptions |

### GAME

| | |
|---|---|
| 253 | Brian Hartline (9/30/12 at Arizona), 12 receptions |
| 238 | Chris Chambers (12/4/05 vs. Buffalo), 15 receptions |
| 217 | Mark Duper (11/10/85 vs. N.Y. Jets), 8 receptions |
| 211 | Irving Fryar (9/4/94 vs. New England), 5 receptions |
| 210 | Nat Moore (10/4/81 vs. N.Y. Jets), 7 receptions |

## MOST RECEIVING YARDS BY A ROOKIE

### SEASON

| | |
|---|---|
| 883 | Chris Chambers (2001), 48 receptions |
| 874 | Terry Kirby (1993), 75 receptions |
| 868 | Jack Clancy (1967), 67 receptions |

### GAME

| | |
|---|---|
| 148 | Terry Kirby (12/19/93 vs. Buffalo), 9 receptions |
| 126 | Jack Clancy (12/3/67 at Houston), 7 receptions |
| 124 | Chris Chambers (12/22/01 at New England), 7 receptions |

## MOST RECEIVING TOUCHDOWNS

### CAREER

| | |
|---|---|
| 81 | Mark Clayton (1983-92), 550 receptions |
| 74 | Nat Moore (1974-86), 510 receptions |
| 59 | Mark Duper (1982-92), 511 receptions |
| 43 | Chris Chambers (2001-07), 405 receptions |
| 33 | Paul Warfield (1970-74), 156 receptions |

### SEASON

| | |
|---|---|
| 18 | Mark Clayton (1984), 73 receptions |
| 14 | Mark Clayton (1988), 86 receptions |
| 12 | Nat Moore (1977), 52 receptions |
| 12 | Mark Clayton (1991), 70 receptions |
| 11 | Karl Noonan (1968), 58 receptions |
| 11 | Paul Warfield (1971), 43 receptions |
| 11 | Paul Warfield (1973), 29 receptions |
| 11 | Mark Duper (1986), 67 receptions |
| 11 | Chris Chambers (2003), 64 receptions |
| 11 | Chris Chambers (2005), 82 receptions |

### GAME

| | |
|---|---|
| 4 | Paul Warfield (12/15/73 vs. Detroit), 21,7,16,4 |
| 4 | Mark Ingram (11/27/94 at N.Y. Jets), 10,17,28,8 |
| 3 | Paul Warfield (11/14/71 vs. Pittsburgh), 12,86,60 |
| 3 | Nat Moore (11/24/77 at St. Louis), 4,9,28 |
| 3 | Mark Clayton (12/17/84 vs. Dallas), 41,39,63 |
| 3 | Mark Duper (12/14/86 at L.A. Rams), 69,5,20 |
| 3 | Mark Duper (12/20/87 vs. Washington), 26,59,6 |
| 3 | Irving Fryar (9/4/94 vs. New England), 54,50,35 |
| 3 | O.J. McDuffie (11/29/98 vs. New Orleans), 22,7,9 |
| 3 | Lamar Thomas (12/21/98 vs. Denver), 9,56,17 |
| 3 | Chris Chambers (11/27/03 at Dallas), 39,6,35 |

## MOST RECEIVING TOUCHDOWNS BY A ROOKIE

### SEASON

| | |
|---|---|
| 7 | Chris Chambers (2001), 48 receptions |
| 5 | Andre Brown (1989), 24 receptions |
| 5 | Jarvis Landry (2014), 84 receptions |
| 4 | Randy McMichael (2002), 39 receptions |
| 3 | Jack Harper (1967),11 receptions |
| 3 | Jimmy Cefalo (1978), 6 receptions |
| 3 | Ferrell Edmunds (1988), 33 receptions |
| 3 | Terry Kirby (1993), 75 receptions |
| 3 | Brian Hartline (2009), 31 receptions |
| 3 | Charles Clay (2011), 16 receptions |

## MOST CONSECUTIVE GAMES WITH A RECEIVING TD

| | |
|---|---|
| 6 | Paul Warfield (4th through 9th in 1971) |
| 6 | Mark Clayton (13th through 16th in 1988 and 2nd through 3rd in 1989) |

## HIGHEST RECEIVING AVERAGE

### CAREER (min: 100 rec.)

| | |
|---|---|
| 21.5 | Paul Warfield (1970-74),156 receptions |
| 17.4 | Mark Duper (1982-92), 511 receptions |
| 16.9 | Duriel Harris (1976-83, 1985), 269 receptions |
| 16.0 | Irving Fryar (1993-95), 199 receptions |
| 15.7 | Mark Clayton (1983-92), 550 receptions |

### SEASON (min: 24 rec.)

| | |
|---|---|
| 25.1 | Paul Warfield (1970), 28/703 yards |
| 23.2 | Paul Warfield (1971), 43/996 yards |
| 21.8 | Jimmy Cefalo (1981), 29/631 yards |
| 20.9 | Paul Warfield (1972), 29/606 yards |
| 20.0 | Bo Roberson (1966), 26/519 yards |

### GAME (min: 3 rec.)

| | |
|---|---|
| 52.7 | Paul Warfield (11/14/71 vs. Pittsburgh), 3/158 |
| 46.0 | Patrick Cobbs (10/12/08 at Houston), 3/138 |
| 42.7 | Chris Chambers (10/24/04 vs. St. Louis), 3/128 |
| 42.2 | Irving Fryar (9/4/94 vs. New England), 5/211 |
| 41.3 | Nat Moore (10/10/76 at Baltimore), 3/124 |

### HIGHEST RECEIVING AVERAGE BY A ROOKIE

**SEASON (min: 24 rec.)**

| | |
|---|---|
| **19.0** | **DeVante Parker (2015), 26/494 yards** |
| 18.4 | Chris Chambers (2001), 48/883 yards |
| 17.4 | Ferrell Edmunds (1988), 33/575 yards |

**GAME (min: 3 rec.)**

| | |
|---|---|
| 37.7 | Chris Chambers (11/11/01 at Indianapolis), 3/113 |
| 31.3 | Brian Hartline (10/25/09 vs. New Orleans), 3/94 |
| 30.3 | Mel Baker (12/15/74 vs. New England), 4/121 |

### MOST 100-YARD RECEIVING GAMES

**CAREER**

| | |
|---|---|
| 28 | Mark Duper (1982-92) |
| 22 | Mark Clayton (1983-92) |
| 17 | Chris Chambers (2001-07) |
| 12 | Nat Moore (1974-86) |
| 10 | Paul Warfield (1970-74) |
| 10 | Duriel Harris (1976-83, 1985) |
| 10 | Irving Fryar (1993-95) |

**SEASON**

| | |
|---|---|
| 8 | Mark Duper (1986) |
| 6 | Mark Clayton (1984) |
| 6 | Irving Fryar (1994) |
| 5 | Mark Clayton (1989) |
| 5 | Tony Martin (1999) |
| 5 | Brandon Marshall (2011) |
| 4 | Paul Warfield (1971) |
| 4 | Duriel Harris (1979) |
| 4 | Mark Duper (1984) |
| 4 | Chris Chambers (2004) |
| 4 | Brandon Marshall (2010) |
| 4 | Mike Wallace (2013) |
| 4 | Jarvis Landry (2016) |

### MOST 100-YARD RECEIVING GAMES BY A ROOKIE

| | |
|---|---|
| 3 | Jack Clancy (1967) |
| 3 | Chris Chambers (2001) |
| 2 | Terry Kirby (1993) |
| 1 | Mel Baker (1974) |
| 1 | Duriel Harris (1976) |
| 1 | Ferrell Edmunds (1988) |
| 1 | Andre Brown (1989) |
| **1** | **DeVante Parker (2015)** |

### MOST CONSECUTIVE 100-YARD RECEIVING GAMES

| | |
|---|---|
| 4 | Irving Fryar (10th through 13th in 1994) |
| 3 | Mark Clayton (14th through 16th in 1984) |
| 3 | Mark Duper (3rd through 5th in 1986) |
| 3 | Chris Chambers (11th through 13th in 2005) |

## TOTAL YARDS FROM SCRIMMAGE

*(rushing/receiving)*

**CAREER**

| | |
|---|---|
| 8,859 | Mark Duper (1982-92), -10/8,869 |
| 8,751 | Mark Clayton (1983-92), 108/8,643 |
| 7,867 | Ricky Williams (2002-03, 2005, 2007-10), 6,436/1,431 |
| 7,795 | Nat Moore (1974-86), 249/7,546 |
| 7,425 | Larry Csonka (1968-74, 1979), 6,737/688 |

**SEASON**

| | |
|---|---|
| 2,216 | Ricky Williams (2002), 1,853/363 |
| 1,723 | Ricky Williams (2003), 1,372/351 |
| 1,450 | Delvin Williams (1978), 1,258/192 |
| 1,424 | Mark Clayton (1984), 35/1,389 |
| 1,423 | Jay Ajayi (2016), 1,272/151 |

**GAME**

| | |
|---|---|
| 253 | Brian Hartline (9/30/12 at Arizona), 0/253 |
| 252 | Troy Stradford (11/22/87 at Dallas), 169/83 |
| 238 | Chris Chambers (12/4/05 vs. Buffalo), 0/238 |
| 236 | Lamar Miller (10/25/15 vs. Houston), 175/61 |
| 235 | Ricky Williams (12/1/02 at Buffalo), 228/7 |

**BY ROOKIE, SEASON**

| | |
|---|---|
| 1,264 | Terry Kirby (1993), 390/874 |
| 1,255 | Karim Abdul-Jabbar (1996), 1,116/139 |
| 1,139 | Ronnie Brown (2005), 907/232 |

## COMBINED YARDAGE

*(rushing/receiving/returns)*

**CAREER**

| | |
|---|---|
| 9,276 | Mark Clayton (1983-92), 108/8,643/525 |
| 8,950 | Nat Moore (1974-86), 248/7,547/1,155 |
| 8,859 | Mark Duper (1982-92), -10/8,869/0 |
| 8,752 | Tony Nathan (1979-87), 3,543/3,592/1,617 |
| 8,353 | O.J. McDuffie (1993-01), 49/5,074/3,230 |

**SEASON**

| | |
|---|---|
| 2,216 | Ricky Williams (2002), 1,853/363/0 |
| 2,208 | Wes Welker (2005), 5/434/1,769 |
| 2,129 | Wes Welker (2006), 0/687/1,442 |
| 2,086 | Ted Ginn, Jr. (2007) 3/420/1,663 |
| 1,947 | Jarvis Landry (2015) 113/1,157/677 |

**GAME**

| | |
|---|---|
| 302 | Mercury Morris (11/1/70 at Baltimore), 8-89/3-68/6-145 |
| 299 | Ted Ginn, Jr. (11/1/09 at N.Y. Jets), 0-0, 0-0, 6-299 |
| 297 | Wes Welker (10/16/05 at Tampa Bay), 0-0/3-97/10-200 |
| *280 | O.J. McDuffie (12/30/95 at Buffalo), 1-9/11-154/6-117 |
| 258 | Wes Welker (10/21/05 vs. Kansas City), 0-0/2-41/9-217 |
| 258 | Jarvis Landry (10/4/15 vs. N.Y. Jets at London), 2-29/4-40/8-189 |

**BY ROOKIE, SEASON**

| | |
|---|---|
| 2,086 | Ted Ginn, Jr. (2007) 3/420/1,663 |
| 1,912 | Jarvis Landry (2014) -4/758/1,158 |
| 1,777 | Wes Welker (2004), 0/0/1,777 |
| 1,683 | Chris Chambers (2001), -11/883/811 |

## PUNTING

### MOST PUNTS

**CAREER**

| | |
|---|---|
| 633 | Larry Seiple (1967-77), 25,347 yards |
| 594 | Brandon Fields (2007-14), 27,780 yards |
| 555 | Reggie Roby (1983-92), 24,036 yards |
| 339 | Matt Turk (2000-01, 2003-04), 13,910 yards |
| 227 | George Roberts (1978-80), 9,314 yards |

**SEASON**

| | |
|---|---|
| 98 | Matt Turk (2004), 41.7 average |
| 93 | Klaus Wilmsmeyer (1998), 42.5 average |
| 92 | Matt Turk (2000), 42.1 average |
| 92 | Matt Darr (2015), 47.6 average |
| 90 | Matt Darr (2016), 44.3 average |

**GAME**

| | |
|---|---|
| 11 | Matt Turk (12/7/03 at New England), 406 yards |
| 10 | George Wilson, Jr. (9/9/66 vs. N.Y. Jets), 483 yards |
| 10 | George Roberts (10/12/80 at New England), 445 yards |
| 10 | Klaus Wilmsmeyer (9/20/98 vs. Pittsburgh), 458 yards |
| 10 | Matt Turk (9/19/04 at Cincinnati), 400 yards |
| 10 | Donnie Jones (12/25/06 vs. N.Y. Jets), 427 yards |
| 10 | Brandon Fields (12/23/07 at New England), 446 yards |
| 10 | Brandon Fields (12/12/10 at N.Y. Jets), 564 yards |
| 10 | Brandon Fields (12/22/13 at Buffalo), 501 yards |
| 10 | Matt Darr (11/20/16 at Los Angeles), 453 yards |

### HIGHEST GROSS PUNTING AVERAGE

**CAREER (min: 120 punts)**

| | |
|---|---|
| 46.8 | Brandon Fields (2007-14), 594 punts |
| 46.0 | Matt Darr (2015-16), 182 punts |
| **44.6** | **Matt Haack (2017-18), 170 punts** |
| 44.2 | John Kidd (1994-97), 201 punts |
| 43.3 | Reggie Roby (1983-92), 555 punts |

**SEASON (min: 40 punts)**

| | |
|---|---|
| 50.2 | Brandon Fields (2012), 74 punts |
| 48.9 | Brandon Fields (2011), 78 punts |
| 48.8 | Brandon Fields (2013), 85 punts |
| 47.6 | Matt Darr (2015), 92 punts |
| 46.3 | Brandon Fields (2014), 58 punts |

**GAME (min: 4 punts)**

| | |
|---|---|
| 58.8 | Brandon Fields (9/23/12 vs. N.Y. Jets), 4-235 yards |
| 58.5 | Reggie Roby (9/28/86 vs. San Francisco), 4-234 yards |
| 58.2 | Matt Darr (10/29/15 at New England), 6-349 yards |
| 56.4 | Brandon Fields (12/12/10 at N.Y. Jets), 10-564 yards |
| 55.5 | Brandon Fields (12/4/11 vs. Oakland), 4-222 yards |

### HIGHEST NET PUNTING AVERAGE

**CAREER (since 1976, min: 120 punts)**

| | |
|---|---|
| 39.8 | Matt Darr (2015-16), 182 punts |
| **39.5** | **Matt Haack (2017-18), 170 punts** |
| 39.2 | Brandon Fields (2007-14), 594 punts |
| 37.5 | Donnie Jones (2005-06), 173 punts |
| 36.9 | John Kidd (1994-97), 201 punts |

**SEASON (since 1982, min: 40 punts)**

| | |
|---|---|
| 42.4 | Brandon Fields (2013), 85 punts |
| 41.2 | Brandon Fields (2012), 74 punts |
| 41.1 | Brandon Fields (2011), 78 punts |
| **40.7** | **Matt Haack (2017), 83 punts** |
| 39.9 | Matt Darr (2016), 90 punts |

### LONGEST PUNTS

| | |
|---|---|
| 77 | Reggie Roby (11/29/87 at Buffalo), net 77 |
| 77 | Matt Turk (11/25/01 at Buffalo), touchback |
| 74 | Brandon Fields (12/22/13 at Buffalo), net 74 |
| 73 | Larry Seiple (11/14/71 vs. Pittsburgh), touchback |
| 73 | Reggie Roby (9/28/86 vs. San Francisco), touchback |
| 73 | Reggie Roby (10/5/86 at New England), net 73 |

### MOST INSIDE THE 20

**SEASON (since 1982)**

| | |
|---|---|
| **35** | **Matt Haack (2018), 87 punts** |
| 33 | Brandon Fields (2013), 85 punts |
| 32 | Brandon Fields (2011), 78 punts |
| 32 | Matt Darr (2016), 90 punts |
| 31 | Donnie Jones (2005), 88 punts |
| 31 | Brandon Fields (2010), 73 punts |

## PUNT RETURNS

### MOST PUNT RETURNS

**CAREER**

| | |
|---|---|
| 127 | Jake Scott (1970-75) |
| 127 | O.J. McDuffie (1993-00) |
| 127 | Wes Welker (2004-06) |
| 115 | Davone Bess (2008-12) |
| 89 | Jarvis Landry (2014-17) |

**SEASON**

| | |
|---|---|
| 43 | Wes Welker (2004), 10.8 average |
| 43 | Wes Welker (2005), 9.1 average |
| 41 | Mark Clayton (1983), 9.6 average |
| 41 | Wes Welker (2006), 9.2 average |
| 37 | Davone Bess (2011), 11.9 average |

**GAME**

| | |
|---|---|
| 7 | Mercury Morris (10/19/69 at Kansas City), 17.6 average |
| 7 | Lamont Brightful (9/19/04 at Cincinnati), 11.1 average |
| 7 | Marcus Thigpen (11/24/13 vs. Carolina), 10.1 average |

### MOST PUNT RETURN YARDS

**CAREER**

| | |
|---|---|
| 1,330 | Jake Scott (1970-75) |
| 1,232 | Wes Welker (2004-06) |
| 1,196 | Davone Bess (2008-12) |
| 1,127 | O.J. McDuffie (1993-00) |
| 830 | Tom Vigorito (1981-85) |

**SEASON**

| | |
|---|---|
| 464 | Wes Welker (2004), 10.8 average |
| 442 | Davone Bess (2011), 11.9 average |
| 392 | Mark Clayton (1983), 9.6 average |
| 390 | Wes Welker (2005), 9.1 average |
| 379 | Tom Vigorito (1981), 10.5 average |

**GAME**

| | |
|---|---|
| 123 | Mercury Morris (10/19/69 at Kansas City), 7 returns |
| 114 | O.J. McDuffie (12/13/93 vs. Pittsburgh), 5 returns |
| 106 | James Pruitt (9/14/86 vs. Indianapolis), 2 returns |

### MOST PUNT RETURN TOUCHDOWNS

**CAREER**

| | |
|---|---|
| 2 | Freddie Solomon (1975-77) |
| 2 | Tom Vigorito (1981-85) |
| 2 | O.J. McDuffie (1993-00) |
| **2** | **Jakeem Grant (2016-18)** |

**SEASON**

| | |
|---|---|
| 2 | O.J. McDuffie (1993) |

### LONGEST PUNT RETURNS

| | |
|---|---|
| 87t | Tom Vigorito (9/10/81 vs. Pittsburgh) |
| 87t | Ted Ginn, Jr. (11/18/07 at Philadelphia) |
| 86t | Tony Nathan (10/14/79 vs. Buffalo) |
| 81t | Jeff Ogden (10/29/00 vs. Green Bay) |
| 79t | Freddie Solomon (12/5/76 vs. Buffalo) |
| 77t | Jake Scott (11/22/70 vs. Baltimore) |
| **74t** | **Jakeem Grant (10/9/16 vs. Tennessee)** |
| 72t | O.J. McDuffie (12/13/93 vs. Pittsburgh) |
| 72t | Marcus Thigpen (9/9/12 at Houston) |
| 71t | James Pruitt (9/14/86 vs. Indianapolis) |
| 71t | O.J. McDuffie (10/24/93 vs. Indianapolis) |
| 71t | Wes Welker (12/20/04 vs. New England) |
| **71t** | **Jakeem Grant (10/7/18 at Cincinnati)** |
| 70t | Scott Schwedes (12/17/89 at Indianapolis) |

### HIGHEST PUNT RETURN AVERAGE

**CAREER (min: 50 returns)**

| | |
|---|---|
| 13.7 | Jeff Ogden (2000-01), 51 returns |
| 11.4 | Freddie Solomon (1975-77), 71 returns |
| 10.51 | Tom Vigorito (1981-85), 79 returns |
| 10.47 | Jake Scott (1970-75), 127 returns |
| 10.4 | Davone Bess (2008-12), 115 returns |

**SEASON (min: 15 returns)**

| | |
|---|---|
| 17.0 | Jeff Ogden (2000), 19 returns |
| 12.5 | Nate Jacquet (1999), 28 returns |
| 12.3 | Freddie Solomon (1975), 26 returns |
| 12.21 | Terrell Buckley (1998), 29 returns |
| 12.15 | Marcus Thigpen (2012), 26 returns |

**GAME (min: 3 returns)**

| | |
|---|---|
| 33.0 | Ted Ginn Jr. (11/18/07 at Philadelphia), 3-99 yards |
| **28.3** | **Jakeem Grant (10/7/18 at Cincinnati), 3-85 yards** |
| 26.3 | Tom Vigorito (9/12/82 at N.Y. Jets), 3-79 yards |
| 26.3 | Wes Welker (9/7/06 at Pittsburgh), 3-79 yards |
| 22.8 | O.J. McDuffie (12/13/93 vs. Pittsburgh), 5-114 yards |

### MOST FAIR CATCHES

**CAREER**

| | |
|---|---|
| 91 | O.J. McDuffie (1993-01) |
| 85 | Davone Bess (2008-12) |
| 64 | Wes Welker (2004-06) |
| 55 | Jake Scott (1970-75) |
| 53 | Jarvis Landry (2014-17) |

**SEASON**

| | |
|---|---|
| 29 | Wes Welker (2006) |
| 24 | O.J. McDuffie (1996) |
| 24 | Davone Bess (2011) |
| 23 | Wes Welker (2005) |
| 22 | O.J. McDuffie (1993) |

**GAME**

| | |
|---|---|
| 6 | Jake Scott (12/20/70 vs. Buffalo) |

## KICKOFF RETURNS

### MOST KICKOFF RETURNS

**CAREER**

| | |
|---|---|
| 166 | Wes Welker (2004-06) |
| 147 | Ted Ginn, Jr. (2007-09) |
| 123 | Fulton Walker (1981-85) |
| 111 | Mercury Morris (1969-75) |
| 107 | Brock Marion (1998-03) |

**SEASON**

| | |
|---|---|
| 63 | Ted Ginn, Jr. (2007), 22.7 average |
| 62 | Brock Marion (1999), 24.6 average |
| 61 | Wes Welker (2005), 22.6 average |
| 57 | Wes Welker (2004), 23.0 average |
| 52 | Ted Ginn, Jr. (2009), 24.9 average |

**GAME**

| | |
|---|---|
| 8 | Joe Cribbs (12/18/88 at Pittsburgh), 21.1 average |
| *8 | Marc Logan (1/12/91 at Buffalo), 17.3 average |
| 8 | Ted Ginn, Jr. (12/2/07 vs. N.Y. Jets), 24.8 average |
| 8 | Ted Ginn, Jr. (11/23/08 vs. New England), 19.3 average |

### MOST KICKOFF RETURN YARDS

**CAREER**

| | |
|---|---|
| 3,756 | Wes Welker (2004-06) |
| 3,386 | Ted Ginn, Jr. (2007-09) |
| 2,947 | Mercury Morris (1969-75) |
| 2,944 | Fulton Walker (1981-85) |
| 2,517 | Brock Marion (1998-03) |

**SEASON**

| | |
|---|---|
| 1,524 | Brock Marion (1999), 24.6 average |
| 1,433 | Ted Ginn, Jr. (2007), 22.7 average |
| 1,379 | Wes Welker (2005), 22.6 average |
| 1,313 | Wes Welker (2004), 23.0 average |
| 1,296 | Ted Ginn, Jr. (2009), 24.9 average |

**GAME**

| | |
|---|---|
| 299 | Ted Ginn, Jr. (11/1/09 at N.Y. Jets), long 101t |
| 215 | Travis Minor (10/13/02 at Denver), long 66 |
| 210 | Wes Welker (1/2/05 at Baltimore), long 95t |
| 205 | Albert Johnson (9/29/02 at Kansas City), long 49 |
| 204 | Gene Milton (9/21/68 vs. Oakland), long 73 |

### MOST KICKOFF RETURN TOUCHDOWNS

**CAREER**

| | |
|---|---|
| 3 | Mercury Morris (1969-75) |
| 2 | Ted Ginn, Jr. (2007-09) |

**SEASON**

| | |
|---|---|
| 2 | Ted Ginn, Jr. (2009) |

**GAME**

| | |
|---|---|
| 2 | Ted Ginn, Jr. (11/1/09 at N.Y. Jets), 100, 101 yards |

### LONGEST KICKOFF RETURNS

| | |
|---|---|
| 105t | Mercury Morris (9/14/69 at Cincinnati) |
| **102t** | **Jakeem Grant (9/9/18 vs. Tennessee)** |
| 101t | Ted Ginn, Jr. (11/1/09 at N.Y. Jets) |
| 100t | Ted Ginn, Jr. (11/1/09 at N.Y. Jets) |
| **98t | Fulton Walker (1/30/83 vs. Washington) |
| 97t | Marc Logan (10/1/89 at Houston) |
| 96t | Mercury Morris (12/6/70 vs. Boston) |
| 96t | Marcus Thigpen (11/15/12 at Buffalo) |
| **96t** | **Kenyan Drake (11/6/16 vs. N.Y. Jets)** |
| 95t | Joe Auer (9/2/66 vs. Oakland) |
| 95t | Bobby Neff (9/14/68 vs. Houston) |
| 95t | Wes Welker (1/2/05 at Baltimore) |

### HIGHEST KICKOFF RETURN AVERAGE

**CAREER (min: 50 returns)**

| | |
|---|---|
| 26.5 | Mercury Morris (1969-75), 111 returns |
| 25.3 | Duriel Harris (1976-83, 1985), 56 returns |
| **25.1** | **Jakeem Grant (2016-18), 58 returns** |
| 24.8 | Marcus Thigpen (2012-13), 77 returns |
| 23.9 | Fulton Walker (1981-85), 123 returns |

**SEASON (min: 14 returns)**

| | |
|---|---|
| 32.9 | Duriel Harris (1976), 17 returns, 559 yards |
| **29.7** | **Jakeem Grant (2018), 18 returns, 535 yards** |
| 29.6 | Gary Davis (1977), 14 returns, 414 yards |
| 29.0 | Mercury Morris (1970), 28 returns, 812 yards |

**GAME (min: 3 returns)**

| | |
|---|---|
| 49.8 | Ted Ginn, Jr. (11/1/09 at N.Y. Jets), 6-299 |
| 47.7 | Fulton Walker (10/16/83 at N.Y. Jets), 3-143 |
| **47.5 | Fulton Walker (1/30/83 vs. Washington), 4-190 |
| 46.7 | Joe Auer (9/2/66 vs. Oakland), 3-140 |
| 46.0 | Marc Logan (10/1/89 at Houston), 3-138 |

## INTERCEPTIONS

### MOST INTERCEPTIONS

**CAREER**

| | |
|---|---|
| 35 | Jake Scott (1970-75) |
| 34 | Dick Anderson (1968-77) |
| 31 | Sam Madison (1997-05) |
| 29 | Glenn Blackwood (1979-87) |
| 29 | Patrick Surtain (1998-04) |

**SEASON**

| | |
|---|---|
| 10 | Dick Westmoreland (1967),127 yards |
| 8 | Willie West (1966), 62 yards |
| 8 | Dick Anderson (1968), 230 yards |
| 8 | Dick Anderson (1970), 191 yards |
| 8 | Dick Anderson (1973), 163 yards |
| 8 | Jake Scott (1974), 75 yards |
| 8 | Terrell Buckley (1998), 157 yards |
| 8 | Sam Madison (1998), 114 yards |

**GAME**

| | |
|---|---|
| 4 | Dick Anderson (12/3/73 vs. Pittsburgh), 121 yards |
| 3 | Willie West (10/23/66 at Houston), 49 yards |
| 3 | Dick Westmoreland (11/26/67 vs. Buffalo), 43 yards |
| 3 | Charlie Babb (9/22/75 vs. Oakland), 18 yards |
| 3 | Curtis Johnson (10/19/75 vs. N.Y. Jets), 25 yards |
| 3 | Larry Gordon (12/10/78 vs. Oakland), 35 yards |
| *3 | A.J. Duhe (1/23/83 vs. N.Y. Jets), 36 yards |
| 3 | William Judson (10/16/83 at N.Y. Jets), 23 yards |
| 3 | Louis Oliver (10/4/92 at Buffalo), 170 yards |
| 3 | Sam Madison (11/7/99 vs. Tennessee), 101 yards |

### MOST INTERCEPTIONS BY A ROOKIE

**SEASON**

| | |
|---|---|
| 8 | Dick Anderson (1968), 230 yards |
| 5 | Lloyd Mumphord (1969), 102 yards |
| 5 | Jake Scott (1970), 112 yards |
| 5 | Don McNeal (1980), 17 yards |

**GAME**

| | |
|---|---|
| 2 | Dick Anderson (11/24/68 at Boston), 109 yards |
| 2 | Lloyd Mumphord (12/7/69 vs. Denver), 0 yards |
| 2 | Curtis Johnson (10/3/70 vs. Oakland), 26 yards |
| 2 | Gerald Small (12/10/78 vs. Oakland), 85 yards |
| 2 | Don McNeal (10/12/80 at New England), 2 yards |
| 2 | Jarvis Williams (10/9/88 at L.A. Raiders), 23 yards |

### MOST CONSECUTIVE GAMES WITH AN INTERCEPTION

| | |
|---|---|
| 5 | Dick Westmoreland (9th through 13th in 1967) |

### MOST INTERCEPTION RETURN YARDS

**CAREER**

| | |
|---|---|
| 792 | Dick Anderson (1968-77), 23.3 average |
| 569 | Louis Oliver (1989-93, 1995-96), 23.7 average |
| 487 | Sam Madison (1997-05), 15.7 average |
| 431 | Brock Marion (1998-03), 21.6 average |
| 425 | Jake Scott (1970-75), 12.1 average |
| 425 | Terrell Buckley (1995-99, 2003), 17.7 average |

**SEASON**

| | |
|---|---|
| 230 | Dick Anderson (1968), 8 for 28.8 average |
| 227 | Brock Marion (2001), 5 for 45.4 average |
| 200 | Louis Oliver (1992), 5 for 40.0 average |
| 198 | Jimmy Warren (1966), 5 for 39.6 average |
| 191 | Dick Anderson (1970), 8 for 23.9 average |

**GAME**

| | |
|---|---|
| 170 | Louis Oliver (10/4/92 at Buffalo), 3 interceptions |
| 121 | Dick Anderson (12/3/73 vs. Pittsburgh), 4 interceptions |
| 107 | Dick Anderson (11/24/68 at Boston), 2 interceptions |
| 101 | Sam Madison (11/7/99 vs. Tennessee), 3 interceptions |
| 100 | Brock Marion (1/6/02 vs. Buffalo), 1 interception |

### LONGEST INTERCEPTION RETURNS

| | |
|---|---|
| 103t | Louis Oliver (10/4/92 at Buffalo), Jim Kelly |
| 100t | Brock Marion (1/6/02 vs. Buffalo), Travis Brown |
| 96t | Dick Anderson (11/24/68 at Boston), Tom Sherman |
| 94t | Brent Grimes (10/31/13 vs. Cincinnati), Andy Dalton |
| 91t | Terrell Buckley (10/13/96 at Buffalo), Jim Kelly |
| 86t | Dick Anderson (12/20/70 vs. Buffalo), Dennis Shaw |
| 86t | William Judson (60t), Mike Kozlowski (26, lateral), (9/9/84 vs. New England), Steve Grogan |
| 81t | Louis Delmas (10/26/14 at Jacksonville), Blake Bortles |
| 76t | Troy Vincent (58t), Gene Atkins (18, lateral), (12/12/94 vs. Kansas City), Steve Bono |
| 74t | Terrell Buckley (12/21/03 at Buffalo), Drew Bledsoe |
| 70t | Jimmy Warren (11/13/66 at Kansas City), Len Dawson |
| 70 | Sammy Knight (11/27/03 at Dallas), Quincy Carter |

### INTERCEPTIONS RETURNED FOR TOUCHDOWNS

**CAREER**

| | |
|---|---|
| **4** | **Reshad Jones (2010-18)** |
| 4 | Zach Thomas (1996-2007) |
| 3 | Dick Anderson (1968-77) |
| 3 | Terrell Buckley (1995-99, 2003) |
| 3 | Jason Taylor (1997-2007, 2009, 2011) |

**SEASON**

| | |
|---|---|
| 2 | Bill Stanfill (1969), 15,17 yards |
| 2 | Dick Anderson (1973), 27,38 yards |
| 2 | Mike Kozlowski (1983), 35,38 yards |
| 2 | Zach Thomas (1998), 17,1 yards |
| 2 | Brock Marion (2001), 26,100 yards |
| 2 | Jason Taylor (2006), 20,51 yards |
| **2** | **Reshad Jones (2015), 30,23 yards** |

**GAME**

| | |
|---|---|
| 2 | Dick Anderson (12/3/73 vs. Pittsburgh) |
| 2 | Mike Kozlowski (12/16/83 vs. N.Y. Jets) |

## SACKS

### MOST SACKS

**CAREER**

| | |
|---|---|
| 131.0 | Jason Taylor (1997-2007, 2009, 2011) |
| 98.0 | Cameron Wake (2009-18) |
| 69.5 | Bill Stanfill (1969-76) |
| 65.5 | Doug Betters (1978-87) |
| 65.0 | Vern Den Herder (1971-82) |

**SEASON**

| | |
|---|---|
| 18.5 | Bill Stanfill (1973) |
| 18.5 | Jason Taylor (2002) |
| 17.5 | Joey Porter (2008) |
| 16.5 | Trace Armstrong (2000) |
| 16.0 | Doug Betters (1983) |

**GAME**

| | |
|---|---|
| 5.0 | Bill Stanfill (10/7/73 vs. N.Y. Jets) |
| 5.0 | Vern Den Herder (10/21/73 vs. Buffalo) |
| 5.0 | Bill Stanfill (11/17/74 vs. Buffalo) |
| 4.5 | Cameron Wake (9/30/12 at Arizona) |
| 4.0 | Vern Den Herder (9/22/74 at Buffalo) |
| 4.0 | Vern Den Herder (11/11/79 vs. Baltimore) |
| 4.0 | Doug Betters (9/4/83 at Buffalo) |
| 4.0 | E.J. Junior (10/6/91 at New England) |
| 4.0 | Joey Porter (9/21/08 at New England) |
| 4.0 | Cameron Wake (10/18/15 at Tennessee) |

### MOST SACKS BY A ROOKIE

**SEASON**

| | |
|---|---|
| 8.0 | Bill Stanfill (1969) |
| 8.0 | Lorenzo Bromell (1998) |
| 7.0 | A.J. Duhe (1977) |
| 6.0 | Marco Coleman (1992) |
| 5.0 | Derrick Rodgers (1997) |
| 5.0 | Jason Taylor (1997) |

**GAME**

| | |
|---|---|
| 3.0 | A.J. Duhe (11/6/77 at N.Y. Jets) |
| 3.0 | Marco Coleman (10/25/92 vs. Indianapolis) |
| 2.0 | Bill Stanfill (10/26/69 vs. Buffalo) |
| 2.0 | Bob Baumhower (11/20/77 at Cincinnati) |
| 2.0 | A.J. Duhe (12/11/77 at New England) |
| 2.0 | Doug Betters (10/29/78 vs. Baltimore) |
| 2.0 | Charles Bowser (1/2/83 at Baltimore) |
| 2.0 | John Bosa (12/17/87 vs. N.Y. Jets) |
| 2.0 | Marco Coleman (11/1/92 at N.Y. Jets) |
| 2.0 | Shane Burton (12/1/96 at Oakland) |
| 2.0 | Derrick Rodgers (10/12/97 at N.Y. Jets) |
| 2.0 | Lorenzo Bromell (9/13/98 vs. Buffalo) |
| 2.0 | Lorenzo Bromell (11/29/98 vs. New |
| 2.0 | Olivier Vernon (10/14/12 vs. St. Louis) |
| **2.0** | **Jerome Baker (10/7/18 at Cincinnati)** |

## FUMBLES

### MOST FUMBLES

**CAREER**

| | |
|---|---|
| 110 | Dan Marino (1983-99) |
| 52 | Bob Griese (1967-80) |
| 51 | Ryan Tannehill (2012-18) |
| 34 | Tony Nathan (1979-87) |
| 31 | Mercury Morris (1969-75) |

**SEASON**

| | |
|---|---|
| 14 | Matt Moore (2011) |
| 13 | Gus Frerotte (2005) |
| 10 | Dan Marino (1988) |

| | |
|---|---|
| 10 | A.J. Feeley (2004) |
| 10 | Ryan Tannehill (2015) |

**GAME**

| | |
|---|---|
| 4 | Craig Erickson (10/6/96 vs. Seattle) |
| 4 | Cleo Lemon (12/9/07 at Buffalo) |
| 4 | Jay Cutler (12/17/17 at Buffalo) |
| 3 | 11 times (last: Ryan Tannehill, 12/11/16 vs. Arizona) |

## MOST FUMBLES BY A ROOKIE

**SEASON**

| | |
|---|---|
| 9 | Ryan Tannehill (2012) |
| 8 | Tony Nathan (1979) |
| 7 | Scott Schwedes (1987) |
| 7 | John Beck (2007) |
| 7 | Jarvis Landry (2014) |

**GAME**

| | |
|---|---|
| 3 | Rick Norton (9/9/66 vs. N.Y. Jets) |
| 3 | Scott Schwedes (12/13/87 at Philadelphia) |
| 3 | John Beck (12/2/07 vs. N.Y. Jets) |
| 3 | Jamil Douglas (11/29/15 at N.Y. Jets) |

## MOST OWN FUMBLE RECOVERIES

**CAREER**

| | |
|---|---|
| 42 | Dan Marino (1983-99) |
| 23 | Bob Griese (1967-80) |
| 16 | Ryan Tannehill (2012-18) |

**SEASON**

| | |
|---|---|
| 7 | Dan Marino (1988) |
| 6 | Bob Griese (1971) |
| 6 | Jay Cutler (2017) |

**GAME**

| | |
|---|---|
| 4 | Jay Cutler (12/17/17 at Buffalo) |
| 3 | Rick Norton (11/9/69 at Boston) |
| 3 | Craig Erickson (10/6/96 vs. Seattle) |
| 3 | Lamont Brightful (9/19/04 at Cincinnati) |
| 3 | Cleo Lemon (12/9/07 at Buffalo) |
| 3 | Ryan Tannehill (11/29/15 at N.Y. Jets) |

## MOST OPPONENT FUMBLE RECOVERIES

**CAREER**

| | |
|---|---|
| 27 | Jason Taylor (1997-2007, 2009, 2011) |
| 16 | Bob Baumhower (1977-86) |
| 15 | Dick Anderson (1968-77) |
| 14 | Vern Den Herder (1971-82) |
| 13 | Glenn Blackwood (1979-87) |

**SEASON**

| | |
|---|---|
| 5 | Dick Anderson (1972) |
| 5 | Bud Brown (1985) |
| 4 | 12 times **(last – Kiko Alonso, 2016)** |

**GAME**

| | |
|---|---|
| 2 | Tom Nomina (11/13/66 at Kansas City), 0 yards |
| 2 | Art Powell (10/18/70 at Buffalo), 0 yards |
| 2 | Jim Riley (11/7/76 vs. Buffalo), 0 yards |
| 2 | Jeris White (11/28/76 at Cleveland), 0 yards |
| 2 | Bob Baumhower (12/11/77 at New England), 0 yards |
| 2 | Tim Foley (11/29/79 vs. New England), 2 yards |
| 2 | Glenn Blackwood (10/19/80 vs. Buffalo), 0 yards |
| 2 | Doug Betters (11/6/83 at San Francisco), 0 yards |
| 2 | Bud Brown (9/8/85 vs Houston), 6 yards |
| 2 | Bryan Cox (10/31/93 vs. Kansas City), 1 yard |
| 2 | Jason Taylor (10/7/01 vs. New England), 1 yard, 1 TD |
| **2** | **Reshad Jones (12/23/12 vs. Buffalo), 24 yards** |
| **2** | **Reshad Jones (10/8/17 vs. Tennessee), 38 yards** |

## FUMBLE RETURNS FOR TOUCHDOWNS

| | |
|---|---|
| 85t | Jason Taylor (9/11/05 vs. Denver), Jake Plummer |
| 59t | Trell Hooper (10/11/87 vs. Kansas City), Robert Parker |
| 55t | Liffort Hobley (10/11/87 vs. Kansas City), Chris Smith |
| 50t | Cortland Finnegan (9/28/14 at Oakland in London), Matt McGloin |
| 48t | Renaldo Hill (11/19/06 vs. Minnesota), Chester Taylor |
| 48t | Jason Taylor (11/1/09 at N.Y. Jets), Shonn Greene |
| 44t | Don Bessillieu (10/19/80 vs. Buffalo), Joe Cribbs |
| 43t | Michael Lehan (12/2/07 vs. N.Y. Jets), Kellen Clemens |
| **38t** | **Reshad Jones (10/8/17 vs. Tennessee), Matt Cassel** |
| 37t | Pat Johnson (12/24/95 at St. Louis), Todd Kinchen |
| 35t | Dick Anderson (10/15/72 vs. San Diego), Mke Garrett |
| 34t | Jason Taylor (11/27/03 at Dallas), Quincy Carter |
| 29t | Jason Taylor (10/1/00 at Cincinnati), Akili Smith |
| 25t | Mike Kozlowski (12/6/81 vs. New England), Sam Cunningham |
| 22t | Terrell Buckley (10/27/97 vs. Chicago), Ricky Proehl |
| 21t | Bob Baumhower (10/7/84 at Pittsburgh), Mark Malone |
| 20t | Sam Madison (10/8/00 vs. Buffalo), Sammy Morris |
| 19t | Liffort Hobley (10/9/88 at L.A. Raiders), Vance Mueller |
| 15t | Jimmy Warren off lateral from Bob Neff, (12/16/67 vs. Boston), Jim Nance |
| **14t** | **Reshad Jones (11/26/17 at New England), Tom Brady** |
| 13t | Nick Buoniconti (9/30/73 vs. New England), John Tarver |
| 13t | Bob Baumhower (10/9/78 vs. Cincinnati), Dave Turner |
| 13t | Brian Sochia (12/30/90 vs. Indianapolis), Jeff George |
| 10t | Willie West (10/6/68 at Houston), Bob Davis |
| 10t | Sean Hill (9/1/96 vs. New England), Louis Oliver |
| 7t | Bob Brudzinski (10/27/85 at Detroit), Eric Hipple |
| 4t | O.J. McDuffie (10/12/97 at N.Y. Jets), Charles Jordan |
| 4t | Jason Taylor (9/13/99 at Denver), Brian Griese |
| 2t | Randy McMichael (10/12/03 at Jacksonville), Obafemi Ayanbadejo |
| 1t | Cliff Odom (10/28/90 at Indianapolis), Jack Trudeau |
| 1t | Jason Taylor (10/7/01 vs. New England), Tom Brady |
| 1t | Derrick Pope (11/28/04 at San Francisco), Tim Rattay |
| 0t | Chuck Klingbeil (9/22/91 vs. Green Bay), Don Majkowski |
| 0t | Scott Miller (9/1/96 vs. New England), Stanley Pritchett |
| 0t | Tim Bowens (11/30/97 at Oakland), Jeff George |
| 0t | Travis Minor (10/28/01 at Seattle), Jay Fiedler |
| 0t | Trent Gamble (9/8/02 vs. Detroit), Chris Cash |
| 0t | Koa Misi (9/19/10 at Minnesota), Brett Favre |

## FUMBLE RETURNS FOR TOUCHDOWNS

**CAREER**

| | |
|---|---|
| 6 | Jason Taylor (1997-2007, 2009, 2011) |
| 2 | Bob Baumhower (1977-86) |
| 2 | Liffort Hobley (1987-93) |
| **2** | **Reshad Jones (2010-17)** |

# TAKEAWAYS

*(interceptions/fumble recoveries)*

## MOST TAKEAWAYS

**CAREER**

| | |
|---|---|
| 51 | Dick Anderson (1968-77), 34 INTs, 17 FRs |
| 42 | Jake Scott (1970-75), 35 INTs, 7 FRs |
| 41 | Glenn Blackwood (1979-87), 29 INTs, 12 FRs |
| 35 | Sam Madison (1997-05), 31 INTs, 4 FRs |
| 35 | Jason Taylor (1997-2007, 2009, 2011), 8 INTs, 27 FRs |

**SEASON**

| | |
|---|---|
| 11 | Dick Anderson (1970), 8 INTs, 3 FRs |
| 11 | Jake Scott (1974), 8 INTs, 3 FRs |
| 10 | Dick Westmoreland (1967), 10 INTs |
| 9 | Dick Anderson (1968), 8 INTs, 1 FR |
| 9 | Dick Anderson (1972), 3 INTs, 6 FRs |
| 9 | Terrell Buckley (1998), 8 INTs, 1 FR |

### GAME

| | |
|---|---|
| 4 | Dick Anderson (12/3/73 vs. Pittsburgh), 4 INTs |
| 4 | Jeris White (11/26/76 at Cleveland), 2 INTs, 2 FRs |

## MOST TAKEAWAYS BY A ROOKIE

### SEASON

| | |
|---|---|
| 9 | Dick Anderson (1968), 8 INTs, 1 FR |
| 7 | Lloyd Mumphord (1969), 5 INTs, 2 FRs |
| 7 | Curtis Johnson (1970), 3 INTs, 4 FRs |
| 7 | Jarvis Williams (1988), 4 INTs, 3 FRs |

### GAME

| | |
|---|---|
| 3 | Lloyd Mumphord (12/7/69 vs. Denver), 2 INTs, 1 FR |

# BLOCKED KICKS

## MOST BLOCKED KICKS

### CAREER

| | |
|---|---|
| 9 | Curtis Johnson (1970-78), 6 FGs, 2 Punts, 1 PAT |
| 8 | Lloyd Mumphord (1969-74), 7 FGs, 1 Punt |
| 5 | Vern Den Herder (1971-82), 4 FGs, 1 Punt |
| 5 | William Judson (1982-89), 3 FGs, 2 Punts |
| 5 | Jeff Cross (1988-95), 3 FGs, 1 Punt, 1 PAT |

### SEASON

| | |
|---|---|
| 4 | Wahoo McDaniel (1966), 1 FG, 3 PATs |
| 3 | Frank Cornish (1970), 2 FGs, 1 PAT |
| 3 | Curtis Johnson (1972), 1 FG, 2 Punts |
| 3 | Shane Burton (1998), 3 FGs |

## MOST BLOCKED FIELD GOALS

### CAREER

| | |
|---|---|
| 7 | Lloyd Mumphord (1969-74) |
| 6 | Curtis Johnson (1970-78) |
| 4 | Vern Den Herder (1971-82) |
| 4 | Bob Baumhower (1977-86) |

### SEASON

| | |
|---|---|
| 3 | Shane Burton (1998) |

## BLOCKED FIELD GOAL RETURNS FOR TOUCHDOWNS

| | |
|---|---|
| 51t | Lloyd Mumphord (12/6/70 vs. Boston), Gino Capelletti |
| 47t | Curtis Johnson (12/19/71 vs. Green Bay), Tim Webster |

## LONGEST SHORT FIELD GOAL RETURNS

| | |
|---|---|
| 50 | Jake Scott (12/6/70 vs. Boston), Gino Capelletti |

## MOST BLOCKED PUNTS

### CAREER

| | |
|---|---|
| 3 | Tim Foley (1970-80) |
| 3 | Jimmy Wilson (2011-14) |
| 2 | Curtis Johnson (1970-78) |
| 2 | William Judson (1982-89) |
| 2 | Marc Logan (1989-91) |
| 2 | Terrence Fede (2014-17) |

### SEASON

| | |
|---|---|
| 2 | Curtis Johnson (1972) |
| 2 | Tim Foley (1973) |
| 2 | Marc Logan (1991) |

## BLOCKED PUNT RETURNS FOR TOUCHDOWNS

| | |
|---|---|
| 19t | Mark Higgs (10/18/90 vs. New England), Brian Hansen |
| **11t** | **Walt Aikens (12/17/16 at N.Y. Jets), Lachlan Edwards** |
| 8t | Tim Foley (11/11/73 vs. Baltimore), David Lee |
| *5t | Charlie Babb (12/24/72 vs. Cleveland), Don Cockroft |
| 5t | Tim Foley (11/11/73 vs. Baltimore), David Lee |
| 0t | Lex Hilliard (11/20/11 vs. Buffalo), Brian Moorman |
| 0t | Olivier Vernon (10/28/12 at N.Y. Jets), Robert Malone |

## MOST BLOCKED POINTS AFTER TOUCHDOWNS

### CAREER

| | |
|---|---|
| 3 | Wahoo McDaniel (1966-68) |
| 3 | Doug Betters (1978-87) |

## DEFENSIVE 2-POINT CONVERSIONS

| | |
|---|---|
| **1** | **Walt Aikens (12/11/16 vs. Arizona), returned blocked PAT (Jordan Phillips)** |

## 1972 DOLPHINS BOAST PAIR OF 1,000-YARD RUSHERS

The 1972 Miami Dolphins led the NFL by averaging 211.4 yards rushing per game that year. They were led by running backs Larry Csonka and Mercury Morris, who rushed for 1,117 and 1,000 yards, respectively. The '72 Dolphins are one of only six teams in NFL history to have two 1,000-yard rushers in the same season. They are joined by the 1976 Pittsburgh Steelers (Franco Harris – 1,128; Rocky Bleier – 1,036), the 1985 Cleveland Browns (Kevin Mack – 1,104; Earnest Byner – 1,002), the 2006 Atlanta Falcons (Warrick Dunn – 1,140; Michael Vick – 1,039), the 2008 New York Giants (Brandon Jacobs – 1,089; Derrick Ward – 1,025) and the 2009 Carolina Panthers (Jonathan Stewart – 1,133; DeAngelo Williams – 1,177).

# DOLPHINS TEAM RECORDS

** - Playoff Game* *** - Super Bowl*

*1966-77: 14 games* *1983-86: 16 games* *1978-81: 16 games* *1987: 15 games* *1982: 9 games* *1988-2017: 16 games*

*Records listed do not include 1982 regular season, which consisted of 9 games due to a players' strike.*

*# - Record includes game on 11/30/69 played at Tampa's Tampa Stadium and games on 10/28/07, 10/4/15 and 10/1/17 played at London's Wembley Stadium that were designated as home games.*

*^ - Record includes game on 9/28/14 played at London's Wembley Stadium that was designated as a road game.*

## CHAMPIONSHIPS

### SUPER BOWL

2 1972, 1973

### AMERICAN FOOTBALL CONFERENCE

5 1971, 1972, 1973, 1982, 1984

### AFC EASTERN DIVISION

13 1971, 1972, 1973, 1974, 1979, 1981, 1983, 1984, 1985, 1992, 1994, 2000, 2008

### PLAYOFF BERTHS

23 1970, 1971, 1972, 1973, 1974, 1978, 1979, 1981, 1982, 1983, 1984, 1985, 1990, 1992, 1994, 1995, 1997, 1998, 1999, 2000, 2001, 2008, 2016

## GAMES

### REGULAR SEASON RECORD

452-360-4 (.556)

### PLAYOFF RECORD

20-21 (.488)

### OVERALL RECORD

472-381-4 (.553)

### HOME REGULAR-SEASON RECORD

259-145-3 (.640)#

### ORANGE BOWL REGULAR-SEASON RECORD:

110-38-3 (.738)

### HARD ROCK STADIUM REGULAR-SEASON RECORD

149-103 (.591)

### HOME PLAYOFF RECORD

15-7 (.682)

### ORANGE BOWL PLAYOFF RECORD

10-4 (.714)

### HARD ROCK STADIUM PLAYOFF RECORD

5-3 (.625)

### HOME OVERALL RECORD

274-152-3 (.642)#

### ORANGE BOWL OVERALL RECORD

120-42-3 (.736)

### HARD ROCK STADIUM OVERALL RECORD

154-109 (.586)

### ROAD REGULAR-SEASON RECORD

193-215-1 (.473)^

### ROAD PLAYOFF RECORD

5-14 (.263)

### ROAD OVERALL RECORD

198-229-1 (.464)^

### MOST WINS IN A SEASON

17 1972 (14 regular season, 3 playoffs)
16 1984 (14 regular season, 2 playoffs)

### BEST SEASON WINNING PERCENTAGE

1.000 in 1972 (14-0 regular season, 3-0 playoffs)

### FEWEST WINS IN A SEASON

1 in 2007

### LOWEST SEASON WINNING PERCENTAGE

.063 in 2007 (1-15)

## CONSECUTIVES

### MOST WINS

18 1st in 1972 through 1st in 1973

### MOST REGULAR SEASON WINS

16 14th in 1971 through 1st in 1973
16 12th in 1983 through 11th in 1984

### MOST HOME WINS

31 10/17/71 through 12/15/74

### MOST REGULAR-SEASON HOME WINS

27 10/17/71 through 12/15/74

### MOST ROAD WINS

9 9/17/72 through 1/14/73

### MOST REGULAR-SEASON ROAD WINS

7 9/17/72 through 12/10/72
7 12/4/83 through 11/4/84

### MOST WINS IN A SERIES

20 vs. Buffalo, 1970-79

### MOST PRESEASON WINS

11 5th in 1975 through 3rd in 1977

### MOST LOSSES

16 14th in 2006 through 13th in 2007

### MOST REGULAR-SEASON LOSSES

16 14th in 2006 through 13th in 2007

### MOST HOME LOSSES

| | |
|---|---|
| 7 | 12/25/06 through 12/2/07 |
| 7 | 11/18/10 through 10/23/11 |

### MOST ROAD LOSSES

| | |
|---|---|
| 11 | 12/17/06 through 9/14/08 |

### MOST LOSSES IN A SERIES

| | |
|---|---|
| 8 | vs. N.Y. Jets, 1966-69 |
| 8 | vs. N.Y. Jets, 1998-2001 |

### MOST PRESEASON LOSSES

| | |
|---|---|
| 7 | 5th in 1988 through 2nd in 1990 |

## SCORING

### MOST POINTS SCORED

| | | |
|---|---|---|
| **Season** | 513 | 1984 |
| **Game** | 55 | 11/24/77 at St. Louis |

### FEWEST POINTS SCORED

| | | |
|---|---|---|
| **Season** | 213 | 1966 |
| **Game** | 0 | 22 times, last 10/26/17 at Baltimore |

### MOST POINTS ALLOWED

| | | |
|---|---|---|
| **Season** | 407 | 1967 |
| **Game** | *62 | 1/15/00 at Jacksonville |
| | 58 | 9/18/66 at Buffalo |
| | 51 | 9/21/86 at N.Y. Jets |
| | 50 | 9/7/86 at San Diego |

### FEWEST POINTS ALLOWED

| | | |
|---|---|---|
| **Season** | 150 | 1973 |
| **Game** | 0 | 26 times, last 11/2/14 vs. San Diego |

### MOST POINTS, BOTH TEAMS

| | | |
|---|---|---|
| **Game** | 96 | at N.Y. Jets 51, Miami 45, ot (9/21/86) |
| | 81 | Buffalo 47, at Miami 34 (12/19/93) |
| | 80 | New Orleans 46, Miami 34 (10/25/09) |

### FEWEST POINTS, BOTH TEAMS

| | | |
|---|---|---|
| **Game** | 3 | at New England 3, Miami 0 (12/12/82) |
| | 3 | at Pittsburgh 3, Miami 0 (11/26/07) |
| | 9 | New England 6, at Miami 3 (11/20/88) |

### MOST DECISIVE WIN

| | | |
|---|---|---|
| **Game** | 52 | 52-0 vs. New England (11/12/72) |
| | 44 | 44-0 vs. Baltimore (11/11/73) |
| | 43 | 43-0 at N.Y. Jets (10/19/75) |
| | 42 | 42-0 at Baltimore (9/10/78) |
| | 42 | 45-3 vs. N.Y. Jets (11/24/86) |
| | 42 | 42-0 vs. Kansas City (10/11/87) |

### MOST DECISIVE LOSS

| | | |
|---|---|---|
| **Game** | *55 | 62-7 at Jacksonville (1/15/00) |
| | 45 | 48-3 vs. Kansas City (9/28/68) |
| | 41 | 41-0 at Kansas City (10/8/67) |
| | 41 | 41-0 at Indianapolis (12/14/97) |

### MOST TOUCHDOWNS SCORED

| | | |
|---|---|---|
| **Season** | 70 | 1984 |
| **Game** | 8 | 11/24/77 at St. Louis |

### FEWEST TOUCHDOWNS SCORED

| | | |
|---|---|---|
| **Season** | 26 | 1966, 2006, 2010 |

### MOST TOUCHDOWNS ALLOWED

| | | |
|---|---|---|
| **Season** | 53 | 1967 |
| **Game** | 8 | 9/18/66 at Buffalo |
| | *8 | 1/15/00 at Jacksonville |

### FEWEST TOUCHDOWNS ALLOWED

| | | |
|---|---|---|
| **Season** | 14 | 1973 |

### MOST TOUCHDOWNS SCORED BY

#### RUSHING

| | | |
|---|---|---|
| **Season** | 26 | 1972, 1975 |
| **Game** | 4 | 11 times, last 9/16/13 vs. Oakland |

#### PASSING

| | | |
|---|---|---|
| **Season** | 49 | 1984 |
| **Game** | 6 | 11/24/77 at St. Louis |
| | 6 | 9/21/86 at N.Y. Jets |

#### INTERCEPTION

| | | |
|---|---|---|
| **Season** | 5 | 2001 |
| **Game** | 2 | 12/3/73 vs. Pittsburgh |
| | 2 | 9/12/82 at N.Y. Jets |
| | 2 | 12/16/83 vs. N.Y. Jets |
| | 2 | 12/6/98 at Oakland |
| | 2 | 10/26/14 at Jacksonville |

#### KICKOFF RETURN

| | | |
|---|---|---|
| **Season** | 2 | 2009 |
| **Game** | 2 | 11/1/09 at N.Y. Jets |

#### PUNT RETURN

| | | |
|---|---|---|
| **Season** | 2 | 1993 |

#### FUMBLE RETURN

| | | |
|---|---|---|
| **Season** | 3 | 1997 |
| **Game** | 2 | 10/11/87 vs. Kansas City |
| | 2 | 9/1/96 vs. New England |

#### BLOCKED PUNT RETURN

| | | |
|---|---|---|
| **Season** | 2 | 1973 |
| **Game** | 2 | 11/11/73 vs. Baltimore |

### FEWEST TOUCHDOWNS SCORED BY

#### RUSHING

| | | |
|---|---|---|
| **Season** | 4 | 2017 |

#### PASSING

| | | |
|---|---|---|
| **Season** | 12 | 2007, 1969 |

### MOST TOUCHDOWNS ALLOWED BY

#### RUSHING

| | | |
|---|---|---|
| **Season** | 23 | 1986 (16 games) |
| **Game** | 5 | 9/4/88 at Chicago |

#### PASSING

| | | |
|---|---|---|
| **Season** | 31 | 1967, 2015, 2018 |
| **Game** | 6 | 10/21/07 vs. New England |

#### INTERCEPTION

| | | |
|---|---|---|
| **Season** | 8 | 2004 |
| **Game** | 2 | 12/18/88 at Pittsburgh |
| | 2 | 11/23/97 at New England |
| | 2 | 10/17/99 at New England |
| | 2 | 11/18/01 vs. N.Y. Jets |
| | 2 | 10/25/09 vs. New Orleans |
| | 2 | 10/26/17 at Baltimore |

#### KICKOFF RETURN

| | | |
|---|---|---|
| **Season** | 2 | 1994, 2007, 2010 |

#### PUNT RETURN

| | | |
|---|---|---|
| **Season** | 2 | 2008 |

#### FUMBLE RETURN

| | | |
|---|---|---|
| **Season** | 3 | 1974 |

### BLOCKED FIELD GOAL RETURN

| | | |
|---|---|---|
| **Season** | 1 | 1979, 1989, 2010, 2014 |

### FEWEST TOUCHDOWNS ALLOWED BY

**RUSHING**

| | | |
|---|---|---|
| **Season** | 6 | 1998, 1999 |

**PASSING**

| | | |
|---|---|---|
| **Season** | 5 | 1973 |

### MOST POINTS AFTER TOUCHDOWN SCORED

| | | |
|---|---|---|
| **Season** | 66 | 1984 |
| **Game** | 7 | 11/12/72 vs. New England |
| | 7 | 11/24/77 at St. Louis |
| | 7 | 9/3/95 vs. N.Y. Jets |
| | 7 | 9/8/02 vs. Detroit |

### MOST POINTS AFTER TOUCHDOWN SCORED, OPPONENT

| | | |
|---|---|---|
| **Season** | 49 | 2007 |
| **Game** | *8 | 1/15/00 at Jacksonville |
| | 7 | 9/18/66 at Buffalo |
| | 7 | 10/21/07 vs. New England |

### MOST FIELD GOALS SCORED

| | | |
|---|---|---|
| **Season** | 39 | 1999 |
| **Game** | 6 | 10/17/99 at New England |

### MOST FIELD GOALS SCORED, OPPONENT

| | | |
|---|---|---|
| **Season** | 34 | 2013 |
| **Game** | 5 | 9/28/69 at Houston |
| | 5 | 9/25/88 at Indianapolis |
| | *5 | 1/17/93 vs. Buffalo |
| | 5 | 10/13/02 at Denver |
| | 5 | 9/7/03 vs. Houston |
| | 5 | 10/7/07 at Houston |
| | 5 | 9/14/14 at Buffalo |
| | 5 | 9/29/16 at Cincinnati |
| | 5 | 12/24/17 at Kansas City |

### MOST SAFETIES SCORED

| | | |
|---|---|---|
| **Season** | 3 | 2005, 2014 |
| **Game** | 2 | 12/3/17 vs. Denver |

### MOST SAFETIES SCORED, OPPONENT

| | | |
|---|---|---|
| **Season** | 4 | 2015 |
| **Game** | 1 | 31 times, last 12/27/15 vs. Indianapolis |

### MOST 2-POINT CONVERSION ATTEMPTS

| | | |
|---|---|---|
| **Season** | 10 | 1994 |
| **Game** | 4 | at Indianapolis, 11/26/95 |

### MOST 2-POINT CONVERSION ATTEMPTS, OPPONENT

| | | |
|---|---|---|
| **Season** | 5 | 1995, 2009, 2016 |
| **Game** | 2 | Five times, last 11/1/09 at N.Y. Jets |

### MOST 2-POINT CONVERSIONS

| | | |
|---|---|---|
| **Season** | 6 | 1994 |
| **Game** | 2 | at Indianapolis, 11/26/95 |

### MOST 2-POINT CONVERSIONS, OPPONENT

| | | |
|---|---|---|
| **Season** | 5 | 2016 |
| **Game** | 1 | 28 times, last 12/2/18 vs. Buffalo |

### SCORE BY QUARTERS, DOLPHINS

| | | |
|---|---|---|
| **1st –** | 21 | 12/20/70 vs. Buffalo |
| | 21 | 10/2/77 vs. Houston |
| | 21 | 12/5/04 vs. Buffalo |
| | 21 | 10/25/15 vs. Houston |
| **2nd –** | 28 | 12/17/67 vs. Boston |
| | 24 | 10/23/77 vs. Seattle |
| | 24 | 10/29/78 vs. Baltimore |
| | 24 | 11/20/83 vs. Baltimore |
| | 24 | 10/9/88 at L.A. Raiders |
| | 24 | 12/1/91 vs. Tampa Bay |
| **3rd –** | 21 | 11/3/74 vs. Atlanta |
| | 21 | 9/12/82 at N.Y. Jets |
| | 21 | 9/2/84 at Washington |
| | 21 | 10/11/87 vs. Kansas City |
| | 21 | 11/12/89 at N.Y. Jets |
| | 21 | 10/18/92 vs. New England |
| | 21 | 12/12/94 vs. Kansas City |
| | 21 | 9/3/95 vs. N.Y. Jets |
| | 21 | 10/29/00 vs. Green Bay |
| | 21 | 11/1/09 at N.Y. Jets |
| | 21 | 12/4/11 vs. Oakland |
| | 21 | 12/17/16 at N.Y. Jets |
| **4th –** | 25 | 10/10/99 at Indianapolis |
| | 24 | 11/25/01 at Buffalo |
| | 23 | 12/21/14 vs. Minnesota |

### SCORE BY QUARTERS, OPPONENT

| | | |
|---|---|---|
| **1st –** | 24 | 9/28/68 vs. Kansas City |
| | *24 | 1/2/82 vs. San Diego |
| | *24 | 1/15/00 at Jacksonville |
| | 24 | 12/9/07 at Buffalo |
| **2nd –** | 31 | 12/14/97 at Indianapolis |
| | 28 | 9/21/86 at N.Y. Jets |
| | 28 | 10/21/07 vs. New England |
| **3rd –** | 24 | 12/14/14 at New England |
| | 21 | 12/19/93 vs. Buffalo |
| | 21 | 12/4/94 vs. Buffalo |
| | 21 | 10/5/10 vs. New England |
| | 21 | 11/13/17 at Carolina |
| | 21 | 10/14/18 vs. Chicago |
| **4th –** | 30 | 10/23/00 at N.Y. Jets |
| | 28 | 10/2/66 at San Diego |
| | 28 | 12/15/91 at San Diego |

### SCORE BY QUARTERS, BOTH TEAMS

| | | |
|---|---|---|
| **1st –** | 35 | 12/5/04 vs. Buffalo<br>Miami 21, Buffalo 14 |
| | 27 | 9/28/68 vs. Kansas City<br>Kansas City 24, Miami 3 |
| **2nd –** | 42 | 9/21/86 at N.Y. Jets<br>N.Y. Jets 28, Miami 14 |
| | 35 | 9/3/95 vs. N.Y. Jets<br>Miami 21, N.Y. Jets 14 |
| | 35 | 10/21/07 vs. New England<br>New England 28, Miami 7 |
| | 35 | 12/9/18 vs. New England<br>New England 21, Miami 14 |
| **3rd –** | 37 | 11/1/09 at N.Y. Jets<br>Miami 21, N.Y. Jets 16 |
| | 29 | 9/4/94 vs. New England<br>Miami 15, New England 14 |
| | 28 | 12/10/67 vs. San Diego<br>Miami 14, San Diego 14 |
| | 28 | 12/19/93 vs. Buffalo<br>Buffalo 21, Miami 7 |
| | 28 | 11/27/94 at N.Y. Jets<br>Miami 14, N.Y. Jets 14 |
| | 28 | 12/18/13 at Pittsburgh<br>Miami 14, Pittsburgh 14 |
| | 28 | 12/24/16 at Buffalo<br>Miami 14, Buffalo 14 |
| | 28 | 11/13/17 at Carolina<br>Miami 7, Carolina 21 |
| **4th –** | 41 | 12/21/14 vs. Minnesota<br>Miami 23, Minnesota 18 |
| | 39 | 10/10/99 at Indianapolis<br>Miami 25, Indianapolis 14 |
| | 37 | 10/23/00 at N.Y. Jets<br>N.Y. Jets 30, Miami 7 |

### MOST CONSECUTIVE QUARTERS HELD SCORELESS BY DOLPHINS

| | |
|---|---|
| 13 | 1973, 3rd Q in 8th through 3rd Q in 11th |

### MOST CONSECUTIVE QUARTERS HELD SCORELESS BY OPPONENT

| | |
|---|---|
| 11 | 1970, 1st Q in 6th through 3rd Q in 8th |

### SCORE BY HALVES, DOLPHINS

| | | |
|---|---|---|
| **1st –** | 41 | 10/25/15 vs. Houston |
| | 35 | 12/17/67 vs. Boston |
| | 31 | 12/20/70 vs. Buffalo |
| | 31 | 12/2/85 vs. Chicago |
| | 31 | 12/7/86 at New Orleans |
| **2nd –** | 31 | 9/22/85 vs. Kansas City |
| | 31 | 12/12/94 vs. Kansas City |
| | 31 | 9/3/95 vs. N.Y. Jets |

### SCORE BY HALVES, OPPONENT

| | | |
|---|---|---|
| **1st –** | 48 | 9/18/66 at Buffalo |
| **2nd –** | 38 | 10/2/66 at San Diego |
| | 36 | 10/25/09 vs. New Orleans |

### SCORE BY HALVES, BOTH TEAMS

| | | |
|---|---|---|
| **1st –** | 58 | 9/18/66 at Buffalo<br>Buffalo 48, Miami 10 |
| | 52 | 9/21/86 at N.Y. Jets<br>N.Y. Jets 31, Miami 21 |
| | 52 | 12/21/08 at Kansas City<br>Kansas City 28, Miami 24 |
| **2nd –** | 52 | 10/9/83 vs. Buffalo<br>Miami 28, Buffalo 24 |

## TIME OF POSSESSION (SINCE 1977)

### HIGHEST TIME OF POSSESSION

| | | |
|---|---|---|
| **Season** | 32:38 | 1979 |
| **Game** | 45:07 | 9/21/09 vs. Indianapolis |
| | 43:39 | 12/7/87 vs. N.Y. Jets |
| | 41:55 | 12/16/96 vs. Buffalo |

### LOWEST TIME OF POSSESSION

| | | |
|---|---|---|
| **Season** | 27:02 | 1988 |
| **Game** | 14:28 | 9/4/88 at Chicago |
| | 16:32 | 10/1/89 at Houston |
| | 18:02 | 10/27/96 vs. Dallas |

### HIGHEST TIME OF POSSESSION ALLOWED

| | | |
|---|---|---|
| **Season** | 32:58 | 1988 |
| **Game** | 46:29 | 10/4/81 vs. N.Y. Jets (OT) |
| | 45:32 | 9/4/88 at Chicago |
| | 44:53 | 10/27/97 vs. Chicago (OT) |

### LOWEST TIME OF POSSESSION ALLOWED

| | | |
|---|---|---|
| **Season** | 27:22 | 1979 |
| **Game** | 14:53 | 9/21/09 vs. Indianapolis |
| | 16:21 | 12/7/87 vs. N.Y. Jets |
| | 18:05 | 12/16/96 vs. Buffalo |

## SCORING DRIVES

### LONGEST SCORING DRIVES

**BY PLAYS**

| | |
|---|---|
| 21 | 1/1/12 vs. N.Y. Jets (TD, 94 yards, 12:29) |
| 18 | 11/11/07 vs. Buffalo (TD, 80 yards, 9:45) |
| 18 | 9/14/08 at Arizona (TD, 89 yards, 7:04) |
| 18 | 12/27/09 vs. Houston (FG, 61 yards, 4:18) |
| 17 | six times (last: 12/17/17 at Buffalo [FG, 78 yards, 3:54]) |

**BY YARDS**

| | |
|---|---|
| 99 | 9/10/78 at Baltimore (TD, 7 plays, 3:53) |
| 99 | 9/24/89 vs. N.Y. Jets (TD, 7 plays, 1:27) |
| 98 | 9/9/18 vs. Tennessee (TD, 12 plays, 5:21) |
| 97 | 12/15/02 vs. Oakland (TD, 13 plays, 7:53) |
| 97 | 12/28/14 vs. N.Y. Jets (TD, 1 play, 0:14) |
| 97 | 10/18/15 at Tennessee (TD, 9 plays, 5:30) |

**BY TIME OF POSSESSION**

| | |
|---|---|
| 12:29 | 1/1/12 vs. N.Y. Jets (TD, 21 plays, 94) |
| 10:30 | 10/16/94 vs. L.A. Raiders (FG, 10 plays, 65 yards) |
| 10:16 | 12/10/01 vs. Indianapolis (TD, 15 plays, 78 yards) |
| 10:09 | 11/9/09 at New England (TD, 16 plays, 66 yards) |
| 10:01 | 10/27/74 vs. Baltimore (FG, 16 plays, 73 yards) |

### LONGEST SCORING DRIVES, OPPONENTS

**BY PLAYS**

| | |
|---|---|
| 20 | 11/24/97 at Chicago (FG, 77 yards, 11:07) |
| 19 | Seven times, last: 12/22/13 at Buffalo (FG, 92 yards, 9:16) |

**BY YARDS**

| | |
|---|---|
| 99 | 12/11/76 vs. Minnesota (TD, 16 plays, 9:07) |
| 99 | 10/27/80 at N.Y. Jets (TD, 17 plays, 9:22) |
| 99 | 9/30/01 at St. Louis (TD, 11 plays, 5:36) |
| 99 | 9/12/11 vs. New England (TD, 1 play, 0:13) |
| 99 | 12/11/16 vs. Arizona (TD, 12 plays, 6:43) |

**BY TIME OF POSSESSION**

| | |
|---|---|
| 12:45 | 12/14/75 at Baltimore (FG, 17 plays, 82 yards) |
| 11:07 | 11/24/91 at Chicago (FG, 20 plays, 77 yards) |
| 11:05 | 12/16/01 at San Francisco (TD, 17 plays, 98 yards) |

## FIRST DOWNS

### MOST FIRST DOWNS

| | | |
|---|---|---|
| **Season** | 387 | 1984 |
| **Game** | 36 | 12/21/14 vs. Minnesota |
| | 34 | 11/24/77 at St. Louis |
| | 34 | 12/12/88 vs. Cleveland |

### FEWEST FIRST DOWNS

| | | |
|---|---|---|
| **Season** | 200 | 1966 |
| **Game** | 6 | 11/14/99 at Buffalo |
| | 6 | 12/12/10 at N.Y. Jets |
| | 6 | 12/22/13 at Buffalo |

### MOST FIRST DOWNS ALLOWED

| | | |
|---|---|---|
| **Season** | 359 | 1988 |
| **Game** | 39 | 11/27/88 at N.Y. Jets |
| | *34 | 1/2/82 vs. San Diego |
| | 34 | 11/18/84 at San Diego |

### FEWEST FIRST DOWNS ALLOWED

| | | |
|---|---|---|
| **Season** | 186 | 1972 |
| **Game** | 4 | 11/11/73 vs. Baltimore |
| | 5 | 9/2/79 at Buffalo |
| | 7 | 9/24/72 vs. Houston |
| | 7 | 10/28/90 at Indianapolis |

### MOST FIRST DOWNS, BOTH TEAMS

| | | |
|---|---|---|
| **Season** | 701 | 1984 |
| **Game** | *59 | 1/2/82 vs. San Diego |
| | 59 | 10/9/83 vs. Buffalo |
| | 59 | 11/27/88 at N.Y. Jets |

### FEWEST FIRST DOWNS, BOTH TEAMS

| | | |
|---|---|---|
| **Season** | 410 | 1973 |
| **Game** | 15 | 11/9/69 at Boston |
| | 20 | 12/12/10 at N.Y. Jets |
| | 21 | Three times, last 11/11/73 vs. Baltimore |

### MOST FIRST DOWNS BY RUSHING

| | | |
|---|---|---|
| **Season** | 170 | 1972 |
| **Game** | 19 | 10/29/72 at Baltimore |
| | 19 | 11/24/77 at St. Louis |

### BY PASSING

| | | |
|---|---|---|
| **Season** | 250 | 1986 |
| **Game** | 26 | 12/12/88 vs. Cleveland |
| | 24 | 9/15/85 vs. Indianapolis |
| | 24 | 9/21/86 at N.Y. Jets |
| | 24 | 11/16/86 at Buffalo |
| | 24 | 9/24/89 vs. N.Y. Jets |

### BY PENALTY

| | | |
|---|---|---|
| **Season** | 37 | 2012 |
| **Game** | 7 | 11/8/15 at Buffalo |
| | 6 | 12/4/66 at Denver |
| | 6 | 11/26/67 vs. Buffalo |
| | 6 | 9/8/96 at Arizona |
| | 6 | 12/21/14 vs. Minnesota |
| | 6 | 10/22/17 vs. N.Y. Jets |

## FEWEST FIRST DOWNS

### BY RUSHING

| | | |
|---|---|---|
| **Season** | 61 | 2013 |
| **Game** | 0 | 10/15/67 at Boston |
| | *0 | 1/15/00 at Jacksonville |
| | *0 | 1/6/01 at Oakland |
| | 0 | 9/19/04 at Cincinnati |
| | 0 | 10/6/13 vs. Baltimore |
| | 0 | 9/20/15 at Jacksonville |
| | 0 | 11/24/15 at N.Y. Jets |
| | 0 | 9/24/17 at N.Y. Jets |

### BY PASSING

| | | |
|---|---|---|
| **Season** | 91 | 1973 |
| **Game** | 1 | 9/4/83 at Buffalo |

### BY PENALTY

| | | |
|---|---|---|
| **Season** | 12 | 2013 |

## MOST FIRST DOWNS ALLOWED

### BY RUSHING

| | | |
|---|---|---|
| **Season** | 155 | 1988 |
| **Game** | **24 | 1/30/83 vs. Washington |
| | *18 | 12/30/95 at Buffalo |
| | 17 | Three times, last 1988 |

### BY PASSING

| | | |
|---|---|---|
| **Season** | 215 | 2012 |
| **Game** | 23 | 11/27/88 at N.Y. Jets |
| | 22 | 11/4/12 at Indianapolis |

### BY PENALTY

| | | |
|---|---|---|
| **Season** | 42 | 2005 |
| **Game** | 7 | 10/9/83 vs. Buffalo |
| | 7 | 10/23/00 at N.Y. Jets (OT) |
| | 7 | 11/13/16 at San Diego |

## FEWEST FIRST DOWNS ALLOWED

### BY RUSHING

| | | |
|---|---|---|
| **Season** | 66 | 1969 |
| **Game** | 0 | 12/20/70 vs. Buffalo |
| | 0 | 10/13/74 at Washington |
| | *0 | 1/9/00 at Seattle |
| | 0 | 9/14/03 at N.Y. Jets |
| | 0 | 11/23/06 at Detroit |
| | 0 | 11/2/08 at Denver |
| | 0 | 10/4/09 vs. Buffalo |
| | 0 | 9/30/12 at Arizona |

### BY PASSING

| | | |
|---|---|---|
| **Season** | 78 | 1973 |
| **Game** | 0 | 12/8/68 vs. Boston |
| | 1 | 11/5/79 vs. Houston |
| | 1 | 12/12/82 at New England |

### BY PENALTY

| | | |
|---|---|---|
| **Season** | 8 | 1973, 1974 |

# TOTAL NET YARDS

## MOST NET YARDS

| | | |
|---|---|---|
| **Season** | 6,936 | 1984 |
| **Game** | 584 | 10/23/88 vs. N.Y. Jets |
| | *569 | 1/6/85 vs. Pittsburgh |
| | 552 | 9/30/84 at St. Louis |
| | 552 | 10/21/84 at New England |

## FEWEST NET YARDS

| | | |
|---|---|---|
| **Season** | 3,458 | 1966 |
| **Game** | 88 | 10/12/80 at New England |
| | 101 | 11/14/99 at Buffalo |
| | 103 | 12/22/13 at Buffalo |

## MOST NET YARDS ALLOWED

| | | |
|---|---|---|
| **Season** | 6,257 | 2018 |
| **Game** | 622 | 9/12/11 vs. New England |
| | 597 | 11/27/88 at N.Y. Jets |
| | 593 | 10/3/76 vs. Los Angeles |

## FEWEST NET YARDS ALLOWED

| | | |
|---|---|---|
| **Season** | 3,281 | 1973 |
| **Game** | 76 | 10/21/73 vs. Buffalo |
| | 117 | 10/17/71 vs. New England |
| | 118 | 10/16/66 vs. Denver |
| | 118 | 9/21/03 vs. Buffalo |

## MOST NET YARDS GAINED, BOTH TEAMS

| | | |
|---|---|---|
| **Season** | 12,374 | 1986 |
| **Game** | 1,110 | 9/12/11 vs. New England |
| | 1,066 | 9/21/86 at N.Y. Jets |

## FEWEST NET YARDS GAINED, BOTH TEAMS

| | | |
|---|---|---|
| **Season** | 7,384 | 1973 |
| **Game** | 335 | 10/16/66 vs. Denver |

# RUSHING

## MOST RUSHING YARDS

| | | |
|---|---|---|
| **Season** | 2,960 | 1972 |
| **Game** | 315 | 11/11/73 vs. Baltimore |
| | 304 | 12/3/72 at New England |
| | 302 | 10/24/71 at N.Y. Jets |
| | 302 | 11/7/71 vs. Buffalo |
| | 301 | 9/30/73 vs. New England |

## FEWEST RUSHING YARDS

| | | |
|---|---|---|
| **Season** | 1,205 | 1988 |
| **Game** | 2 | 11/11/13 at Tampa Bay |
| | 7 | 11/19/06 vs. Minnesota |
| | 12 | 11/29/15 at N.Y. Jets |
| | 14 | 11/19/90 vs. L.A. Raiders |
| | *14 | 1/9/99 at Denver |
| | 14 | 12/23/13 at Buffalo |

## MOST RUSHING YARDS ALLOWED

| | | |
|---|---|---|
| **Season** | 2,506 | 1988 |
| **Game** | *341 | 12/30/95 at Buffalo |
| | 305 | 12/18/88 at Pittsburgh |
| | 299 | 9/30/07 vs. Oakland |

## FEWEST RUSHING YARDS ALLOWED

| | | |
|---|---|---|
| **Season** | 1,430 | 1994 |
| **Game** | 14 | 11/2/08 at Denver |
| | 16 | 9/2/66 vs. Oakland |
| | 16 | 11/28/10 at Oakland |

### MOST RUSHING YARDS, BOTH TEAMS

| | | |
|---|---|---|
| **Season** | 4,627 | 1978 |
| **Game** | 533 | 12/24/16 at Buffalo |
| | 508 | 11/7/71 vs. Buffalo |
| | 487 | 12/5/76 vs. Buffalo |

### FEWEST RUSHING YARDS, BOTH TEAMS

| | | |
|---|---|---|
| **Season** | 2,920 | 1966 |
| **Game** | 67 | 9/8/13 at Cleveland |
| | 74 | 11/23/98 at New England |
| | 79 | 12/19/99 vs. San Diego |

### MOST RUSHING ATTEMPTS

| | | |
|---|---|---|
| **Season** | 613 | 1972 |
| **Game** | 58 | 10/5/75 at Green Bay |
| | 56 | 9/12/82 at N.Y. Jets |
| | 55 | 11/24/77 at St. Louis |

### FEWEST RUSHING ATTEMPTS

| | | |
|---|---|---|
| **Season** | 326 | 1967 |
| **Game** | *8 | 1/8/95 at San Diego |
| | **9 | 1/20/85 vs. San Francisco |
| | 9 | 9/7/86 at San Diego |
| | 9 | 11/29/15 at N.Y. Jets |
| | 10 | 9/4/88 at Chicago |
| | 10 | 12/2/90 at Washington |

### MOST RUSHING ATTEMPTS, OPPONENT

| | | |
|---|---|---|
| **Season** | 557 | 1988 |
| **Game** | *59 | 1/12/86 vs. New England |
| | 54 | 9/4/88 at Chicago |
| | **52 | 1/30/83 vs. Washington |
| | *52 | 12/30/95 at Buffalo |

### FEWEST RUSHING ATTEMPTS, OPPONENT

| | | |
|---|---|---|
| **Season** | 387 | 1970 |
| **Game** | 7 | 9/4/94 at Green Bay |
| | 10 | 11/23/06 at Detroit |
| | 10 | 12/11/17 vs. New England |
| | 11 | 9/14/03 at N.Y. Jets |
| | 11 | 9/21/09 vs. Indianapolis |

### HIGHEST RUSHING AVERAGE

| | | |
|---|---|---|
| **Season** | 5.00 | 1971 |

### LOWEST RUSHING AVERAGE

| | | |
|---|---|---|
| **Season** | 3.12 | 1997 |

### HIGHEST RUSHING AVERAGE, OPPONENT

| | | |
|---|---|---|
| **Season** | 4.88 | 1968 |

### LOWEST RUSHING AVERAGE, OPPONENT

| | | |
|---|---|---|
| **Season** | 3.29 | 2003 |

## PASSING

### MOST NET YARDS PASSING

| | | |
|---|---|---|
| **Season** | 5,018 | 1984 |
| **Game** | 521 | 10/23/88 vs. N.Y Jets |
| | 456 | 9/4/94 vs. New England |
| | 446 | 9/24/89 vs. N.Y. Jets |

### FEWEST NET YARDS PASSING

| | | |
|---|---|---|
| **Season** | 1,582 | 1973 |
| **Game** | 22 | 11/23/69 vs. Houston |
| | *26 | 12/30/73 vs. Oakland |
| | 26 | 9/4/83 at Buffalo |

### MOST NET YARDS PASSING ALLOWED

| | | |
|---|---|---|
| **Season** | 4,000 | 2015 |
| **Game** | 516 | 9/12/11 vs. New Engand |
| | 449 | 9/21/86 at N.Y. Jets |
| | 427 | 10/1/67 at N.Y. Jets |

### FEWEST NET YARDS PASSING ALLOWED

| | | |
|---|---|---|
| **Season** | 1,290 | 1973 |
| **Game** | 1 | 10/21/73 vs. Buffalo |
| | 11 | 11/5/79 vs. Houston |
| | 13 | 12/12/82 at New England |

### MOST NET YARDS PASSING, BOTH TEAMS

| | | |
|---|---|---|
| **Season** | 8,336 | 1986 |
| **Game** | 884 | 9/21/86 at N.Y. Jets |

### FEWEST NET YARDS PASSING, BOTH TEAMS

| | | |
|---|---|---|
| **Season** | 2,872 | 1973 |
| **Game** | 72 | 12/12/82 at New England |

### MOST GROSS YARDS PASSING

| | | |
|---|---|---|
| **Season** | 5,146 | 1984 |
| **Game** | 521 | 10/23/88 vs. N.Y. Jets |
| | 473 | 9/4/94 vs. New England |
| | 470 | 12/2/84 vs. L.A. Raiders |

### FEWEST GROSS YARDS PASSING

| | | |
|---|---|---|
| **Season** | 1,675 | 1973 |
| **Game** | *34 | 12/30/73 vs. Oakland |
| | 46 | 9/4/83 at Buffalo |
| | 46 | 12/21/03 at Buffalo |

### MOST GROSS YARDS PASSING ALLOWED

| | | |
|---|---|---|
| **Season** | 4,223 | 2011 |
| **Game** | 517 | 9/12/11 vs. New England |
| | 479 | 9/21/86 at N.Y. Jets |
| | 440 | 10/1/67 at N.Y. Jets |

### FEWEST GROSS YARDS PASSING ALLOWED

| | | |
|---|---|---|
| **Season** | 1,604 | 1973 |
| **Game** | 13 | 12/12/82 at New England |
| | 25 | 11/5/79 vs. Houston |
| | 35 | 12/9/73 at Baltimore |

### MOST PASS ATTEMPTS

| | | |
|---|---|---|
| **Season** | 645 | 1986 |
| **Game** | *66 | 12/30/95 at Buffalo |
| | 65 | 12/4/05 vs. Buffalo |
| | 62 | 10/22/06 vs. Green Bay |

### FEWEST PASS ATTEMPTS

| | | |
|---|---|---|
| **Season** | 256 | 1973 |
| **Game** | *6 | 12/30/73 vs. Oakland |
| | **7 | 1/13/74 vs. Minnesota |
| | *8 | 1/2/72 vs. Baltimore |

### MOST PASS ATTEMPTS, OPPONENT

| | | |
|---|---|---|
| **Season** | 600 | 2012 |
| **Game** | 59 | 10/23/00 at N.Y. Jets (OT) |
| | 58 | 10/4/92 at Buffalo |
| | 56 | 11/18/84 at San Diego |
| | 56 | 9/7/14 vs. New England |

### FEWEST PASS ATTEMPTS, OPPONENT

| | | |
|---|---|---|
| **Season** | 320 | 1973 |
| **Game** | 5 | 12/12/82 at New England |
| | 8 | 11/14/76 at Pittsburgh |
| | 8 | 12/9/73 at Baltimore |

### MOST PASS COMPLETIONS

| | | |
|---|---|---|
| **Season** | 394 | 2014 |
| **Game** | 39 | 11/16/86 at Buffalo |
| | 38 | 11/23/97 at New England |
| | 35 | six times (last: 12/21/14 vs. Minnesota) |

### FEWEST PASS COMPLETIONS

| | | |
|---|---|---|
| **Season** | 133 | 1973 |
| **Game** | 3 | 10/15/73 at Cleveland |
| | *3 | 12/30/73 vs. Oakland |

### MOST PASS COMPLETIONS, OPPONENT

| | | |
|---|---|---|
| **Season** | 368 | 2016 |
| **Game** | 38 | 10/9/83 vs. Buffalo |
| | 37 | 11/18/84 at San Diego |
| | 37 | 12/4/16 at Baltimore |

### FEWEST PASS COMPLETIONS, OPPONENT

| | | |
|---|---|---|
| **Season** | 151 | 1973 |
| **Game** | 2 | 11/9/69 at Boston |
| | 2 | 12/12/82 at New England |
| | 4 | 11/14/76 at Pittsburgh |

## INTERCEPTIONS

### MOST INTERCEPTIONS

| | | |
|---|---|---|
| **Season** | 32 | 1978, 458 yards |
| **Game** | 6 | 12/3/73 vs. Pittsburgh |
| | 6 | 10/19/75 at N.Y. Jets |
| | 6 | 9/10/78 at Baltimore |
| | 6 | 11/21/82 at Buffalo |
| | 6 | 10/16/83 at N.Y. Jets |
| | 6 | 12/6/98 at Oakland |

### FEWEST INTERCEPTIONS

| | | |
|---|---|---|
| **Season** | 8 | 2006, 116 yards |

### MOST INTERCEPTIONS, OPPONENT

| | | |
|---|---|---|
| **Season** | 32 | 1966, 370 yards |
| **Game** | 6 | 11/13/66 at Kansas City |

### FEWEST INTERCEPTIONS, OPPONENT

| | | |
|---|---|---|
| **Season** | 7 | 2008, 130 yards |

### MOST INTERCEPTION RETURN YARDS

| | | |
|---|---|---|
| **Season** | 522 | 1966 |
| **Game** | 218 | 10/4/92 at Buffalo |

### FEWEST INTERCEPTION RETURN YARDS

| | | |
|---|---|---|
| **Season** | 66 | 2010 |

### MOST INTERCEPTION RETURN YARDS, OPPONENT

| | | |
|---|---|---|
| **Season** | 596 | 1969 |
| **Game** | 160 | 11/23/97 at New England |
| | 151 | 12/2/84 vs. L.A. Raiders |
| | 151 | 11/18/01 vs. N.Y. Jets |

### FEWEST INTERCEPTION RETURN YARDS, OPPONENT

| | | |
|---|---|---|
| **Season** | 100 | 1985 |

## PENALTIES

### MOST PENALTIES

| | | |
|---|---|---|
| **Season** | 137 | 2017, 1,154 yards |
| **Game** | 18 | 10/9/05 at Buffalo |
| | 17 | 11/19/17 vs. Tampa Bay |

### MOST YARDS PENALIZED

| | | |
|---|---|---|
| **Season** | 1,154 | 2017, on 137 |
| **Game** | 149 | 10/12/03 at Jacksonville |
| | 145 | 12/31/17 vs. Buffalo |
| | 143 | 10/1/95 at Cincinnati |

### FEWEST PENALTIES

| | | |
|---|---|---|
| **Season** | 48 | 1968, 485 yards |
| **Game** | 0 | 12/23/67 vs. Houston |
| | 0 | 12/8/68 vs. Boston |
| | 0 | 9/29/91 at N.Y. Jets |
| | *0 | 1/10/93 vs. San Diego |
| | 0 | 12/21/98 vs. Denver |
| | 0 | 9/15/13 at Indianapolis |

### FEWEST YARDS PENALIZED

| | | |
|---|---|---|
| **Season** | 416 | 1973, on 52 |
| **Game** | 0 | 12/23/67 vs. Houston |
| | 0 | 12/8/68 vs. Boston |
| | 0 | 9/29/91 at N.Y. Jets |
| | *0 | 1/10/93 vs. San Diego |
| | 0 | 12/21/98 vs. Denver |
| | 0 | 9/15/13 at Indianapolis |

### MOST PENALTIES, OPPONENT

| | | |
|---|---|---|
| **Season** | 122 | 2017, 1,077 yards |
| **Game** | 19 | 12/22/85 vs. Buffalo |
| | 17 | 10/18/87 at N.Y. Jets |
| | 15 | 10/9/83 vs. Buffalo |

### MOST YARDS PENALIZED, OPPONENT

| | | |
|---|---|---|
| **Season** | 1,077 | 2017, on 122 |
| **Game** | 163 | 10/4/15 vs. N.Y. Jets (at London) |
| | 156 | 9/20/69 at Oakland |
| | 144 | 11/5/67 at Buffalo |

### FEWEST PENALTIES, OPPONENT

| | | |
|---|---|---|
| **Season** | 59 | 1967, 691 yards |
| **Game** | 1 | 18 times, last 12/15/13 vs. New England |

### FEWEST YARDS PENALIZED, OPPONENT

| | | |
|---|---|---|
| **Season** | 525 | 1974, on 67 |
| **Game** | 2 | 12/15/13 vs. New England |
| | 5 | Seven times, last 10/12/08 at Houston |

### MOST PENALTIES, BOTH TEAMS

| | | |
|---|---|---|
| **Season** | 259 | 2017, 2,231 yards |
| **Game** | 26 | 12/22/85 vs. Buffalo |
| | 26 | 11/19/17 vs. Tampa Bay |
| | 25 | 10/9/05 at Buffalo |

### MOST YARDS PENALIZED, BOTH TEAMS

| | | |
|---|---|---|
| **Season** | 2,231 | 2017, on 259 |
| **Game** | 243 | 10/4/15 vs. N.Y. Jets (at London) |
| | 230 | 10/3/70 vs. Oakland |
| | 227 | 11/30/69 vs. Boston (at Tampa) |

### FEWEST PENALTIES, BOTH TEAMS

| | | |
|---|---|---|
| **Season** | 112 | 1967, 1,181 yards |
| **Game** | 2 | 12/23/67 vs. Houston |
| | 2 | 11/11/73 vs. Baltimore |
| | 2 | 12 /12/82 at New England |

### FEWEST YARDS PENALIZED, BOTH TEAMS

| | | |
|---|---|---|
| **Season** | 1,032 | 1973, on 113 |
| **Game** | 10 | 11/11/73 vs. Baltimore |
| | 10 | 12/12/82 at New England |
| | 13 | 9/15/13 at Indianapolis |

## PUNTING

### MOST PUNTS

| | | |
|---|---|---|
| **Season** | 99 | 2004 |
| **Game** | 11 | 12/7/03 at New England |

### MOST PUNT YARDS

| | | |
|---|---|---|
| **Season** | 4,380 | 2015, 47.6 average |
| **Game** | 564 | 12/12/10 at N.Y. Jets |
| | 501 | 12/22/13 at Buffalo |

### FEWEST PUNTS

| | | |
|---|---|---|
| **Season** | 44 | 1972 |
| **Game** | 0 | 9/23/79 vs. Chicago |
| | 0 | 10/12/86 vs. Buffalo |
| | 0 | 12/12/88 vs. Cleveland |
| | 0 | 12/28/03 vs. N.Y. Jets |

### MOST PUNTS, OPPONENT

| | | |
|---|---|---|
| **Season** | 102 | 2004 |
| **Game** | 11 | 11/11/73 vs. Baltimore |
| | 11 | 12/7/03 at New England |

### MOST PUNT YARDS, OPPONENT

| | | |
|---|---|---|
| **Season** | 4,313 | 2011, 45.4 average |
| **Game** | 475 | 9/20/98 vs. Pittsburgh |

### FEWEST PUNTS, OPPONENT

| | | |
|---|---|---|
| **Season** | 52 | 1967 |
| **Game** | 0 | 12/17/67 vs. Boston |
| | 0 | 9/21/97 at Tampa Bay |
| | 0 | 11/7/10 at Baltimore |
| | 1 | 18 times, last 10/21/18 vs. Detroit |

### MOST PUNTS, BOTH TEAMS

| | | |
|---|---|---|
| **Season** | 201 | 2004 |
| **Game** | 22 | 12/7/03 at New England |

### FEWEST PUNTS, BOTH TEAMS

| | | |
|---|---|---|
| **Season** | 116 | 1995 |
| **Game** | 1 | 10/12/86 vs. Buffalo |
| | 2 | 9/23/79 vs. Chicago |
| | 2 | 12/12/88 vs. Cleveland |

### HIGHEST PUNTING AVERAGE

| | | |
|---|---|---|
| **Season** | 49.7 | 2012, 76 punts |
| **x-Game** | 58.8 | 9/23/12 vs. N.Y. Jets |

### HIGHEST PUNTING AVERAGE, OPPONENT

| | | |
|---|---|---|
| **Season** | 46.7 | 2008, 61 punts |
| **x-Game** | 56.7 | 11/24/13 vs. Carolina |

*x - minimum 4 punts*

## PUNT RETURNS

### MOST PUNT RETURNS

| | | |
|---|---|---|
| **Season** | 55 | 1983, 581 yards |
| **Game** | 7 | 10/19/69 at Kansas City |
| | 7 | 9/19/04 at Cincinnati |
| | 7 | 11/24/13 vs. Carolina |

### MOST PUNT RETURN YARDS

| | | |
|---|---|---|
| **Season** | 581 | 1983, 55 returns |
| **Game** | 123 | 10/19/69 at Kansas City |
| | 123 | 12/13/93 vs. Pittsburgh |

### MOST PUNT RETURNS, OPPONENT

| | | |
|---|---|---|
| **Season** | 50 | 2015, 526 yards |
| **Game** | 9 | 12/12/10 at N.Y. Jets |
| | 8 | 9/9/66 vs. N.Y. Jets |
| | 8 | 12/24/05 vs. Tennessee |

### MOST PUNT RETURN YARDS, OPPONENT

| | | |
|---|---|---|
| **Season** | 526 | 2015, 50 returns |
| **Game** | 116 | 12/16/18 at Minnesota |
| | 115 | 10/12/80 at New England |
| | 113 | 11/16/08 vs. Oakland |

## KICKOFF RETURNS

### MOST KICKOFF RETURNS

| | | |
|---|---|---|
| **Season** | 78 | 2007, 1,552 yards |
| **Game** | 9 | 9/18/66 at Buffalo |
| | 9 | 9/7/86 at San Diego |
| | *9 | 1/12/91 at Buffalo |
| | *9 | 1/15/00 at Jacksonville |
| | 9 | 12/2/07 vs. N.Y. Jets |

### MOST KICKOFF RETURN YARDS

| | | |
|---|---|---|
| **Season** | 1,739 | 2009, 75 returns |
| **Game** | 299 | 11/1/09 at N.Y. Jets |
| | 245 | 12/5/71 at New England |

### MOST KICKOFF RETURNS, OPPONENT

| | | |
|---|---|---|
| **Season** | 85 | 1995, 1,782 yards |
| **Game** | 9 | 11/24/77 at St. Louis |
| | 9 | 9/3/95 vs. N.Y. Jets |

### MOST KICKOFF RETURN YARDS, OPPONENT

| | | |
|---|---|---|
| **Season** | 1,782 | 1995, 85 returns |
| **Game** | 251 | 12/12/94 vs. Kansas City |
| | 248 | 9/21/08 at New England |

## SACKS

### MOST SACKS

| | | |
|---|---|---|
| **Season** | 49.0 | 1983, 363 yards |
| | 49.0 | 2005, 375 yards |
| **Game** | 9.0-59.0 | 10/21/73 vs. Buffalo |
| | 8.0-61.0 | 9/20/81 at Houston |
| | 8.0-57.0 | 9/13/98 vs. Buffalo |
| | 8.0-47.0 | 12/6/98 at Oakland |
| | 8.0-34.0 | 11/28/04 at San Francisco |
| | 8.0-53.0 | 11/23/06 at Detroit |
| | 8.0-55.0 | 9/30/12 at Arizona |

### FEWEST SACKS

| | | |
|---|---|---|
| **Season** | 16.0 | 1966, 180 yards |

### MOST SACKS, OPPONENT

| | | |
|---|---|---|
| **Season** | 58.0 | 2013, 399 yards |
| **Game** | 9.0-53.0 | 10/17/99 at New England |
| | 9.0-60.0 | 12/11/11 vs. Philadelphia |
| | 9.0-71.0 | 12/16/18 at Minnesota |

### FEWEST SACKS, OPPONENT

| | | |
|---|---|---|
| **Season** | 7.0 | 1988, 41 yards |

### MOST CONSECUTIVE GAMES WITH NO SACKS ALLOWED

19 5th through 16th in 1988 and 1st through 7th in 1989

### MOST SACKS, BOTH TEAMS

| | | |
|---|---|---|
| **Season** | 100.0 | 2013, 671 yards |

### FEWEST SACKS, BOTH TEAMS

| | | |
|---|---|---|
| **Season** | 31.0 | 1988, 208 yards |

## FUMBLES

### MOST FUMBLES

| | | |
|---|---|---|
| **Season** | 42 | 2004 |
| **Game** | 8 | 12/9/07 at Buffalo |
| | 7 | 10/6/96 vs. Seattle |

### MOST FUMBLES LOST

| | | |
|---|---|---|
| **Season** | 20 | 1985 |
| **Game** | 5-5 | 9/25/83 vs. Kansas City |
| | *6-5 | 1/15/00 at Jacksonville |
| | 4-4 | 10/15/67 at Boston |
| | 5-4 | 11/15/70 vs. New Orleans |
| | 4-4 | 9/19/71 at Denver |
| | *5-4 | 1/12/86 vs. New England |
| | 4-4 | 9/7/86 at San Diego |
| | 5-4 | 10/18/90 vs. New England |
| | 4-4 | 12/27/98 at Atlanta |

### FEWEST FUMBLES

| | | |
|---|---|---|
| **Season** | 12 | 2000 |

### MOST FUMBLES, OPPONENT

| | | |
|---|---|---|
| **Season** | 38 | 1971, 1983 |

| | | |
|---|---|---|
| **Game** | 7 | 11/7/71 vs. Buffalo |
| | 7 | 9/18/77 at Buffalo |
| | 7 | 10/23/83 at Baltimore |
| | 7 | 12/4/94 vs. Buffalo |

### MOST FUMBLES LOST, OPPONENT

| | | |
|---|---|---|
| **Season** | 21 | 1971, 1978 |

## TAKEAWAY/GIVEAWAY

### BEST RATIO

| | | |
|---|---|---|
| **Season** | +23 | 1978, 53 TAs, 30 GAs |
| | +18 | 1972, 46 TAs, 28 GAs |

### WORST RATIO

| | | |
|---|---|---|
| **Season** | -18 | 1989, 23 TAs, 41 GAs |
| | -17 | 2004, 25 TAs, 42 GAs |

### MOST TAKEAWAYS

| | | |
|---|---|---|
| **Season** | 53 | 1978, 21 FRs, 32 INTs |
| | 46 | 1966, 15 FRs, 31 INTs |
| | 46 | 1972, 20 FRs, 26 INTs |

### FEWEST TAKEAWAYS

| | | |
|---|---|---|
| **Season** | 15 | 2017, 6 FRs, 9 INTs |

### MOST TAKEAWAYS, OPPONENT

| | | |
|---|---|---|
| **Season** | 44 | 1967, 16 FRs, 28 INTs |

### FEWEST TAKEAWAYS, OPPONENT

| | | |
|---|---|---|
| **Season** | 13 | 2008, 6 FRs, 7 INTs |

## BLOCKED PUNTS

### MOST BLOCKED PUNTS

| | | |
|---|---|---|
| **Season** | 3 | 2014 |

# ALL-TIME LEADERS

(***boldface*** *indicates active player*

## RUSHING

| | PLAYER | YEARS | NO. | YDS. | AVG. | LG | TD |
|---|---|---|---|---|---|---|---|
| 1. | Larry Csonka | 1968-74, 1979 | 1,506 | 6,737 | 4.5 | 54t | 53 |
| 2. | Ricky Williams | 2002-03, 2005, 2007-10 | 1,509 | 6,436 | 4.3 | 68t | 48 |
| 3. | Ronnie Brown | 2005-10 | 1,128 | 4,815 | 4.3 | 65t | 36 |
| 4. | Mercury Morris | 1969-75 | 754 | 3,877 | 5.1 | 70t | 29 |
| 5. | Jim Kiick | 1968-74 | 997 | 3,644 | 3.7 | 56 | 28 |
| 6. | Tony Nathan | 1979-87 | 732 | 3,543 | 4.8 | 46 | 16 |
| 7. | Karim Abdul-Jabbar | 1996-99 | 888 | 3,063 | 3.4 | 45 | 33 |
| 8. | Lamar Miller | 2012-15 | 638 | 2,930 | 4.6 | 97t | 19 |
| 9. | Mark Higgs | 1990-94 | 702 | 2,648 | 3.8 | 31 | 14 |
| 10. | Delvin Williams | 1978-80 | 643 | 2,632 | 4.1 | 65 | 13 |
| 11. | Andra Franklin | 1981-84 | 622 | 2,232 | 3.6 | 29 | 22 |
| 12. | Benny Malone | 1974-78 | 503 | 2,129 | 4.2 | 66t | 16 |
| 13. | Lamar Smith | 2000-01 | 622 | 2,107 | 3.4 | 68t | 20 |
| 14. | Reggie Bush | 2011-12 | 443 | 2,072 | 4.7 | 76t | 12 |
| 15. | Bernie Parmalee | 1992-98 | 513 | 1,959 | 3.8 | 47t | 15 |
| 16. | Lorenzo Hampton | 1985-89 | 500 | 1,949 | 3.9 | 54t | 22 |
| 17. | Jay Ajayi | 2015-17 | 447 | 1,924 | 4.3 | 62t | 9 |
| 18. | Sammie Smith | 1989-91 | 509 | 1,787 | 3.5 | 33 | 15 |
| 19. | Woody Bennett | 1980-88 | 419 | 1,744 | 4.2 | 25 | 9 |
| 20. | Don Nottingham | 1973-77 | 365 | 1,524 | 4.2 | 56 | 25 |
| 21. | Norm Bulaich | 1975-79 | 340 | 1,498 | 4.4 | 63 | 17 |
| 22. | Daniel Thomas | 2011-14 | 409 | 1,480 | 3.6 | 55 | 10 |
| 23. | Gary Davis | 1976-79 | 317 | 1,389 | 4.4 | 65t | 7 |
| **24.** | **Kenyan Drake** | **2016-18** | **286** | **1,358** | **4.7** | **66t** | **9** |
| 25. | Troy Stradford | 1987-90 | 343 | 1,332 | 3.9 | 51 | 10 |
| 26. | Ryan Tannehill | 2012-18 | 248 | 1,210 | 4.9 | 48 | 6 |
| 27. | Travis Minor | 2001-06 | 277 | 1,133 | 4.1 | 56t | 8 |
| 28. | Ron Davenport | 1985-89 | 274 | 1,127 | 4.1 | 64 | 13 |
| 29. | Terry Kirby | 1993-95 | 287 | 1,037 | 3.6 | 38 | 9 |
| 30. | Bob Griese | 1967-80 | 261 | 994 | 3.8 | 35 | 7 |
| 31. | Sammy Morris | 2004-06 | 240 | 981 | 4.1 | 55 | 8 |
| 32. | Irving Spikes | 1994-97 | 252 | 934 | 3.7 | 49 | 8 |
| 33. | Leroy Harris | 1977-78 | 214 | 929 | 4.3 | 77t | 6 |
| 34. | Jay Fiedler | 2000-04 | 201 | 834 | 4.1 | 30 | 11 |
| 35. | David Woodley | 1980-83 | 173 | 771 | 4.5 | 29 | 9 |
| 36. | J.J. Johnson | 1999-01 | 219 | 748 | 3.4 | 34 | 5 |
| 37. | Frank Gore | 2018 | 156 | 722 | 4.6 | 39 | 0 |
| 38. | Joe Carter | 1984-86 | 118 | 589 | 5.0 | 35 | 1 |
| 39. | Stan Mitchell | 1966-70 | 173 | 548 | 3.1 | 30 | 4 |
| 40. | Joe Auer | 1966-67 | 165 | 544 | 3.3 | 41 | 5 |
| 41. | Marc Logan | 1989-91 | 140 | 523 | 3.7 | 17 | 2 |
| 42. | Jesse Chatman | 2005, 2007 | 128 | 515 | 4.0 | 30 | 1 |
| 43. | John Avery | 1998-99 | 143 | 503 | 3.5 | 44 | 2 |
| 44. | Damien Williams | 2014-17 | 133 | 477 | 3.6 | 69 | 3 |
| 45. | Bobby Humphrey | 1992 | 102 | 471 | 4.6 | 21 | 1 |
| 46. | Hubert Ginn | 1970-75 | 101 | 415 | 4.1 | 46 | 3 |

## RUSHING

| | PLAYER | YEARS | NO. | YDS. | AVG. | LG | TD |
|---|---|---|---|---|---|---|---|
| 47. | Cecil Collins | 1999 | 131 | 414 | 3.2 | 25t | 2 |
| 48. | David Overstreet | 1983 | 85 | 392 | 4.6 | 44 | 1 |
| 49. | Keith Byars | 1993-96 | 98 | 377 | 3.8 | 77t | 6 |
| 50. | Chris Chambers | 2001-07 | 41 | 355 | 8.7 | 61 | 0 |
| 51. | Sam Price | 1966-68 | 82 | 313 | 3.8 | 38 | 1 |
| 52. | Abner Haynes | 1967 | 56 | 274 | 4.9 | 65t | 2 |
| 53. | Lousaka Polite | 2008-10 | 86 | 270 | 3.1 | 14 | 1 |
| 54. | Cookie Gilchrist | 1966 | 72 | 262 | 3.6 | 22 | 0 |
| 55. | Terry Robiskie | 1980-81 | 78 | 250 | 3.2 | 36 | 2 |
| 56. | Nat Moore | 1974-86 | 40 | 249 | 6.2 | 36 | 1 |
| 57. | Steve Howell | 1979-81 | 68 | 235 | 3.4 | 23 | 1 |
| 58. | Billy Joe | 1966 | 71 | 232 | 3.3 | 14 | 0 |
| 59. | Charles Leigh | 1971-74 | 48 | 228 | 4.8 | 34t | 1 |
| 60. | Tom Vigorito | 1981-85 | 54 | 215 | 4.0 | 33t | 2 |
| | Stan Winfrey | 1975-77 | 55 | 215 | 3.9 | 13 | 1 |
| 62. | Stanley Pritchett | 1996-99 | 63 | 211 | 3.3 | 25 | 2 |
| 63. | Eddie Hill | 1981-84 | 52 | 209 | 4.0 | 24 | 1 |
| 64. | Autry Denson | 1999-00 | 59 | 206 | 3.5 | 20 | 0 |
| 65. | Ronald Scott | 1987 | 47 | 199 | 4.2 | 24 | 3 |
| 66. | Jack Harper | 1967-68 | 41 | 197 | 4.8 | 37t | 1 |
| 67. | Chad Henne | 2008-11 | 66 | 196 | 3.0 | 20 | 2 |
| **68.** | **Kalen Ballage** | **2018** | **36** | **191** | **5.3** | **75t** | **1** |
| 69. | Freddie Solomon | 1975-77 | 14 | 190 | 13.6 | 59t | 1 |
| 70. | Jerris McPhail | 1996-97 | 23 | 174 | 7.6 | 71t | 1 |
| 71. | James McKnight | 2001-03 | 15 | 172 | 11.5 | 68t | 1 |
| 72. | Patrick Cobbs | 2006-10 | 37 | 171 | 4.6 | 44 | 2 |
| 73. | Paul Warfield | 1970-74 | 16 | 166 | 10.4 | 39 | 0 |
| 74. | Pete Johnson | 1984 | 68 | 159 | 2.3 | 9 | 9 |
| | Larry Seiple | 1967-77 | 16 | 159 | 9.9 | 34 | 0 |
| 76. | Knowshon Moreno | 2014 | 31 | 148 | 4.8 | 15 | 1 |
| 77. | Jim Jensen | 1981-92 | 26 | 142 | 5.5 | 23 | 0 |
| 78. | Leonard Henry | 2002-04 | 46 | 141 | 3.1 | 53 | 0 |
| 79. | George Wilson | 1966 | 27 | 137 | 5.1 | 37 | 0 |
| 80. | Thurman Thomas | 2000 | 28 | 136 | 4.9 | 25 | 0 |
| 81. | Rick Casares | 1966 | 43 | 135 | 3.1 | 10 | 0 |
| 82. | Ray Lucas | 2001-02 | 44 | 132 | 3.0 | 17 | 3 |
| 83. | Tony Paige | 1990-92 | 49 | 131 | 2.7 | 11 | 3 |
| 84. | Lex Hilliard | 2009-11 | 39 | 130 | 3.3 | 18 | 2 |
| 85. | Lorenzo Booker | 2007 | 28 | 125 | 4.5 | 22 | 0 |
| 86. | Ted Ginn, Jr. | 2007-09 | 16 | 124 | 7.8 | 40t | 2 |
| | Damon Huard | 1997-00 | 28 | 124 | 4.4 | 25 | 0 |
| 88. | Jonas Gray | 2015 | 31 | 122 | 3.9 | 16 | 0 |
| 89. | Earl Morrall | 1972-76 | 23 | 120 | 5.2 | 31t | 1 |
| 90. | Jarvis Landry | 2014-17 | 26 | 119 | 4.6 | 22t | 1 |
| 91. | Rob Konrad | 1999-04 | 38 | 114 | 3.0 | 18t | 1 |
| 92. | Aaron Craver | 1991-94 | 29 | 110 | 3.8 | 19 | 1 |
| 93. | Cleo Lemon | 2005-07 | 34 | 109 | 3.2 | 11 | 4 |
| 94. | Mark Clayton | 1983-92 | 14 | 108 | 7.7 | 30 | 0 |
| | Gene Milton | 1968-69 | 9 | 108 | 12.0 | 34 | 0 |
| 96. | Robert Edwards | 2002 | 20 | 107 | 5.4 | 19 | 1 |
| 97. | Samkon Gado | 2007 | 35 | 104 | 3.0 | 20t | 3 |
| 98. | Scott Secules | 1989-91 | 16 | 103 | 6.4 | 17 | 1 |
| 99. | Scott Mitchell | 1990-93 | 29 | 99 | 3.4 | 32 | 0 |
| 100. | Kyle Mackey | 1987 | 17 | 98 | 5.8 | 17 | 2 |
| 101. | Brandon Bolden | 2018 | 8 | 91 | 11.4 | 54t | 2 |
| 102. | Dan Marino | 1983-99 | 301 | 87 | 0.3 | 15 | 9 |
| 103. | Pat White | 2009 | 21 | 81 | 3.9 | 33 | 0 |
| 104. | George Chesser | 1966-67 | 18 | 77 | 4.3 | 19 | 0 |
| 105. | Tyler Thigpen | 2009-10 | 14 | 74 | 5.3 | 12 | 0 |
| 106. | Frank Jackson | 1966-67 | 3 | 70 | 23.3 | 48 | 0 |
| 107. | Chad Pennington | 2008-10 | 33 | 69 | 2.1 | 16 | 1 |
| 108. | Matt Moore | 2011-17 | 46 | 66 | 1.4 | 16 | 2 |
| 109. | Brian Hartline | 2009-14 | 7 | 65 | 9.3 | 30 | 1 |
| | Larry Izzo | 1996-00 | 2 | 65 | 32.5 | 39 | 0 |
| 111. | Lamar Gordon | 2004 | 35 | 64 | 1.8 | 11 | 0 |
| | Steve Slaton | 2011 | 17 | 64 | 3.8 | 28 | 1 |
| 113. | Gus Frerotte | 2005 | 27 | 61 | 2.3 | 14 | 0 |
| | Bob Torrey | 1979 | 13 | 61 | 4.7 | 17 | 1 |
| 115. | Clarence Bailey | 1987 | 10 | 55 | 5.5 | 13 | 0 |
| | Arian Foster | 2016 | 22 | 55 | 2.5 | 9 | 0 |
| 117. | Brock Forsey | 2004 | 19 | 53 | 2.8 | 15 | 0 |

## RUSHING

| | PLAYER | YEARS | NO. | YDS. | AVG. | LG | TD |
|---|---|---|---|---|---|---|---|
| 118. | O.J. McDuffie | 1993-01 | 15 | 49 | 3.3 | 12 | 0 |
| | Mike Wallace | 2013-14 | 7 | 49 | 7.0 | 13 | 0 |
| 120. | Jim Braxton | 1978 | 20 | 48 | 2.4 | 15 | 2 |
| 121. | Nick Giaquinto | 1980-81 | 8 | 47 | 5.9 | 20 | 0 |
| 122. | Mark Konecny | 1987 | 6 | 46 | 7.7 | 19 | 0 |
| 123. | John Tagliaferri | 1987 | 13 | 45 | 3.5 | 7 | 1 |
| 124. | Lawrence Phillips | 1997 | 18 | 44 | 2.4 | 8 | 0 |
| 125. | Bernie Kosar | 1994-96 | 9 | 42 | 4.7 | 17 | 1 |
| 126. | Rickey Isom | 1987 | 9 | 41 | 4.6 | 8 | 1 |
| | Rick Norton | 1966-69 | 19 | 41 | 2.2 | 13 | 0 |
| 128. | James Saxon | 1992-94 | 17 | 36 | 2.1 | 9 | 0 |
| 129. | Duriel Harris | 1976-83, 1985 | 3 | 33 | 11.0 | 20 | 0 |
| | Matt Turk | 2000-01, 2003-04 | 4 | 33 | 8.3 | 23 | 0 |
| 131. | Jay Cutler | 2017 | 19 | 32 | 1.7 | 9 | 0 |
| | Trent Green | 2007 | 7 | 32 | 4.6 | 23 | 0 |
| 133. | Rich Diana | 1982 | 8 | 31 | 3.9 | 7 | 0 |
| 134. | Davone Bess | 2008-12 | 7 | 30 | 4.3 | 13 | 0 |
| | Senorise Perry | 2017-18 | 8 | 30 | 3.8 | 12 | 0 |
| 136. | Tom Brown | 1987-89 | 16 | 29 | 1.8 | 6 | 0 |
| 137. | Lee Suggs | 2006 | 6 | 26 | 4.3 | 7 | 0 |
| | Marcus Thigpen | 2012-13 | 7 | 26 | 3.7 | 9 | 0 |
| 139. | Marlon Moore | 2010-13 | 2 | 25 | 12.5 | 16 | 0 |
| 140. | Craig Erickson | 1996-98 | 15 | 24 | 1.6 | 12 | 0 |
| | Joey Harrington | 2006 | 19 | 24 | 1.3 | 7 | 0 |
| | John Stofa | 1966-67, 1969-70 | 7 | 24 | 3.4 | 14 | 1 |
| 143. | Marty Booker | 2004-07 | 6 | 23 | 3.8 | 18 | 0 |
| 144. | Isaiah Pead | 2016 | 8 | 22 | 2.8 | 4 | 0 |
| 145. | Joe Cribbs | 1988 | 5 | 21 | 4.2 | 11 | 0 |
| | Mike Gillislee | 2013-14 | 6 | 21 | 3.5 | 6 | 0 |
| | Brock Osweiler | 2018 | 8 | 21 | 2.6 | 7 | 0 |
| | Dedric Ward | 2001-02 | 2 | 21 | 10.5 | 16 | 0 |
| 149. | Daunte Culpepper | 2006 | 10 | 20 | 2.0 | 7 | 1 |
| | Don Strock | 1974-87 | 51 | 20 | 0.4 | 18 | 2 |
| **151.** | **Jakeem Grant** | **2016-18** | **5** | **18** | **3.6** | **7** | **0** |
| 152. | Brandon Marshall | 2010-11 | 3 | 16 | 5.3 | 13 | 0 |
| | **Albert Wilson** | **2018** | **8** | **16** | **2.0** | **5** | **0** |
| 154. | Charles Clay | 2011-14 | 7 | 15 | 2.1 | 13 | 1 |
| | Brian Griese | 2003 | 5 | 15 | 3.0 | 9 | 0 |
| 156. | Leonte Carroo | 2016-18 | 1 | 14 | 14.0 | 14 | 0 |
| | MarQueis Gray | 2016-17 | 5 | 14 | 2.8 | 5 | 0 |
| | Garrett Limbrick | 1990 | 5 | 14 | 2.8 | 5 | 0 |
| 159. | A.J. Feeley | 2004-05 | 14 | 13 | 0.9 | 7t | 1 |
| | Jovorskie Lane | 2012 | 13 | 13 | 1.0 | 4 | 2 |
| | Tom Orosz | 1981-82 | 1 | 13 | 13.0 | 13 | 0 |
| | Gary Tucker | 1968 | 4 | 13 | 3.3 | 7 | 0 |
| 163. | John Beck | 2007-08 | 9 | 12 | 1.3 | 8 | 1 |
| | Marlin Briscoe | 1972-74 | 3 | 12 | 4.0 | 17 | 0 |
| | Charles Jordan | 1996-98 | 3 | 12 | 4.0 | 16 | 0 |
| | Ron Moore | 1998 | 4 | 12 | 3.0 | 4 | 0 |
| 167. | Terry Anderson | 1977-78 | 1 | 11 | 11.0 | 11 | 0 |
| | Terry Cole | 1971 | 3 | 11 | 3.7 | 4 | 0 |
| | Cleveland Gary | 1994 | 7 | 11 | 1.6 | 4 | 0 |
| 170. | Nuu Faaola | 1989 | 2 | 10 | 5.0 | 5 | 0 |
| | Pete Roth | 1987 | 3 | 10 | 3.3 | 9 | 0 |
| 172. | LaMichael James | 2014-15 | 3 | 9 | 3.0 | 5 | 0 |
| | Vick King | 2004 | 4 | 9 | 2.3 | 3 | 0 |
| 174. | David Fales | 2017 | 4 | 8 | 2.0 | 3 | 1 |
| | Randy McMichael | 2002-06 | 1 | 8 | 8.0 | 8 | 0 |
| 176. | Jimmy Hines | 1969 | 1 | 7 | 7.0 | 7 | 0 |
| | John Kidd | 1994-97 | 2 | 7 | 3.5 | 4 | 0 |
| | Hendrick Lusk | 1998 | 1 | 7 | 7.0 | 7 | 0 |
| | Rishard Matthews | 2012-15 | 2 | 7 | 3.5 | 4 | 0 |
| 180. | Kevin Curtis | 2010 | 1 | 6 | 6.0 | 6 | 0 |
| | Todd Doxzon | 1998 | 2 | 6 | 3.0 | 3 | 0 |
| | Craig Ellis | 1986 | 3 | 6 | 2.0 | 2 | 0 |
| | Tony Martin | 1989-93, 1999-00 | 4 | 6 | 1.5 | 8 | 0 |
| | Dick Wood | 1966 | 5 | 6 | 1.2 | 7 | 1 |
| 185. | Reagan Mauia | 2007 | 4 | 5 | 1.3 | 3 | 0 |
| | Sage Rosenfels | 2002-05 | 9 | 5 | 0.6 | 12 | 0 |
| | Kory Sheets | 2009-10 | 1 | 5 | 5.0 | 5 | 0 |
| | Don Testerman | 1980 | 1 | 5 | 5.0 | 5 | 0 |

## RUSHING

| | PLAYER | YEARS | NO. | YDS. | AVG. | LG | TD |
|---|---|---|---|---|---|---|---|
| | Wes Welker | 2004-06 | 1 | 5 | 5.0 | 5 | 0 |
| | Robert Wilson | 1994-96 | 2 | 5 | 2.5 | 5 | 0 |
| 191. | Clyde Gates | 2011 | 1 | 4 | 4.0 | 4 | 0 |
| | Nate Jacquet | 1998-99 | 1 | 4 | 4.0 | 4 | 0 |
| 193. | Fred Banks | 1987-93 | 1 | 3 | 3.0 | 3 | 0 |
| | Chris Clemons | 2009-13 | 1 | 3 | 3.0 | 3 | 0 |
| | Larry Cowan | 1982 | 1 | 3 | 3.0 | 3 | 0 |
| | Roosevelt Potts | 1997 | 1 | 3 | 3.0 | 3 | 0 |
| | Leslie Shepherd | 2000 | 4 | 3 | 0.8 | 14 | 0 |
| 198. | Orleans Darkwa | 2014 | 4 | 2 | 0.5 | 7 | 0 |
| | Bruce Hardy | 1978-89 | 1 | 2 | 2.0 | 2 | 0 |
| | Larry Johnson | 2011 | 1 | 2 | 2.0 | 2 | 0 |
| | Ray Nealy | 1997 | 1 | 2 | 2.0 | 2 | 0 |
| 202. | Greg Camarillo | 2007-09 | 2 | 1 | 0.5 | 6 | 0 |
| | JP Losman | 2011 | 2 | 1 | 0.5 | 1 | 0 |
| 204. | Matt Darr | 2015-16 | 1 | 0 | 0.0 | 0 | 0 |
| | Jim Del Gaizo | 1972, 1975 | 1 | 0 | 0.0 | 0 | 0 |
| | Heath Evans | 2005 | 1 | 0 | 0.0 | 0 | 0 |
| | Brandon Fields | 2007-14 | 3 | 0 | 0.0 | 0 | 0 |
| | Kim Hammond | 1968 | 1 | 0 | 0.0 | 0 | 0 |
| | Clayton Heath | 1976 | 1 | 0 | 0.0 | 0 | 0 |
| | Donnie Jones | 2005-06 | 2 | 0 | 0.0 | 0 | 0 |
| | Barry Pryor | 1969-70 | 2 | 0 | 0.0 | 5 | 0 |
| 212. | Doug Pederson | 1993 | 2 | -1 | -0.5 | 5 | 0 |
| 213. | Danny Amendola | 2018 | 1 | -2 | -2.0 | -2 | 0 |
| | Obafemi Ayanbadejo | 2003 | 1 | -2 | -2.0 | -2 | 0 |
| | Guy Benjamin | 1978-79 | 1 | -2 | -2.0 | -2 | 0 |
| | Bert Emanuel | 2000 | 3 | -2 | -0.7 | 0 | 0 |
| | Mike Michel | 1977 | 1 | -2 | -2.0 | -2 | 0 |
| | Doug Moreau | 1966-69 | 1 | -2 | -2.0 | -2 | 0 |
| | Scott Zolak | 1999 | 2 | -2 | -1.0 | -1 | 0 |
| 220. | Jack Clancy | 1967-69 | 3 | -4 | -1.3 | 2 | 0 |
| | Steve DeBerg | 1993 | 4 | -4 | -1.0 | -1 | 0 |
| | Irving Fryar | 1993-95 | 3 | -4 | -1.3 | 2 | 0 |
| 223. | Olindo Mare | 1997-06 | 1 | -5 | -5.0 | -5 | 0 |
| 224. | George Roberts | 1978-80 | 1 | -7 | -7.0 | -7 | 0 |
| 225. | Reggie Roby | 1983-92 | 5 | -8 | -1.6 | 0 | 0 |
| 226. | George Mira | 1971 | 6 | -9 | -1.5 | 3 | 0 |
| 227. | Mark Duper | 1982-92 | 1 | -10 | -10.0 | -10 | 0 |
| 228. | Ferrell Edmunds | 1988-92 | 2 | -15 | -7.5 | -4 | 0 |
| 229. | Karl Noonan | 1966-71 | 2 | -20 | -10.0 | -9 | 0 |

## PASSING

| | PLAYER | YEARS | ATT. | COMP. | YDS. | PCT. | TD | INT | RATE |
|---|---|---|---|---|---|---|---|---|---|
| 1. | Dan Marino | 1983-99 | 8,358 | 4,967 | 61,361 | 59.4 | 420 | 252 | 86.4 |
| 2. | Bob Griese | 1967-80 | 3,429 | 1,926 | 25,092 | 56.2 | 192 | 172 | 77.1 |
| 3. | Ryan Tannehill | 2012-18 | 2,911 | 1,829 | 20,434 | 62.8 | 123 | 75 | 87.0 |
| 4. | Jay Fiedler | 2000-04 | 1,603 | 936 | 11,040 | 58.4 | 66 | 63 | 76.8 |
| 5. | Chad Henne | 2008-11 | 1,065 | 646 | 7,114 | 60.7 | 31 | 37 | 75.7 |
| 6. | David Woodley | 1980-83 | 961 | 508 | 5,928 | 52.9 | 34 | 42 | 65.4 |
| 7. | Don Strock | 1974-87 | 688 | 388 | 4,613 | 56.4 | 39 | 37 | 73.5 |
| 8. | Matt Moore | 2011-17 | 591 | 359 | 4,298 | 60.7 | 29 | 19 | 86.0 |
| 9. | Chad Pennington | 2008-10 | 552 | 373 | 4,085 | 67.6 | 20 | 9 | 94.5 |
| 10. | Gus Frerotte | 2005 | 494 | 257 | 2,996 | 52.0 | 18 | 13 | 71.9 |
| 11. | Jay Cutler | 2017 | 429 | 266 | 2,666 | 62.0 | 19 | 14 | 80.8 |
| 12. | Earl Morrall | 1972-76 | 284 | 153 | 2,335 | 53.9 | 17 | 17 | 76.2 |
| 13. | Joey Harrington | 2006 | 388 | 223 | 2,236 | 57.5 | 12 | 15 | 68.2 |
| 14. | Cleo Lemon | 2005-07 | 377 | 211 | 2,185 | 56.0 | 8 | 7 | 72.2 |
| 15. | A.J. Feeley | 2004-05 | 356 | 191 | 1,893 | 53.7 | 11 | 15 | 61.7 |
| 16. | Scott Mitchell | 1990-93 | 241 | 135 | 1,805 | 56.0 | 12 | 9 | 81.0 |
| 17. | Rick Norton | 1966-69 | 377 | 156 | 1,751 | 41.4 | 6 | 30 | 28.1 |
| 18. | Damon Huard | 1997-00 | 288 | 170 | 1,691 | 59.0 | 9 | 8 | 74.6 |
| 19. | Steve DeBerg | 1993 | 188 | 113 | 1,521 | 60.1 | 6 | 7 | 81.0 |
| 20. | Brock Osweiler | 2018 | 178 | 113 | 1,247 | 63.5 | 6 | 4 | 86.0 |
| 21. | Ray Lucas | 2001-02 | 163 | 94 | 1,090 | 57.7 | 4 | 6 | 70.8 |
| 22. | Dick Wood | 1966 | 230 | 83 | 993 | 36.1 | 4 | 14 | 30.6 |
| 23. | Trent Green | 2007 | 141 | 85 | 987 | 60.3 | 5 | 7 | 72.6 |
| | Bernie Kosar | 1994-96 | 152 | 105 | 987 | 69.1 | 5 | 6 | 81.2 |
| 25. | Craig Erickson | 1996-98 | 127 | 68 | 945 | 53.5 | 4 | 3 | 78.4 |
| 26. | Daunte Culpepper | 2006 | 134 | 81 | 929 | 60.4 | 2 | 3 | 77.0 |

## PASSING

| | PLAYER | YEARS | ATT. | COMP. | YDS. | PCT. | TD | INT | RATE |
|---|---|---|---|---|---|---|---|---|---|
| 27. | John Stofa | 1966-67, 1969-70 | 135 | 61 | 862 | 45.2 | 7 | 6 | 65.1 |
| 28. | Brian Griese | 2003 | 130 | 74 | 813 | 56.9 | 5 | 6 | 69.2 |
| 29. | Sage Rosenfels | 2002-05 | 109 | 54 | 776 | 49.5 | 6 | 6 | 68.4 |
| 30. | George Wilson, Jr. | 1966 | 112 | 46 | 764 | 41.1 | 5 | 10 | 42.4 |
| 31. | Kyle Mackey | 1987 | 109 | 57 | 604 | 52.3 | 3 | 5 | 58.8 |
| 32. | John Beck | 2007-08 | 107 | 60 | 559 | 56.1 | 1 | 3 | 62.0 |
| 33. | Tyler Thigpen | 2009-10 | 70 | 37 | 518 | 52.9 | 3 | 4 | 67.4 |
| 34. | Scott Secules | 1989-92 | 70 | 33 | 393 | 47.1 | 2 | 5 | 44.5 |
| 35. | David Fales | 2017 | 43 | 29 | 265 | 67.4 | 1 | 1 | 82.0 |
| 36. | Jim Del Gaizo | 1972, 1975 | 9 | 5 | 165 | 55.6 | 2 | 1 | 100.5 |
| 37. | George Mira | 1971 | 30 | 11 | 159 | 36.7 | 1 | 1 | 51.9 |
| 38. | Ron Jaworski | 1987-88 | 14 | 9 | 123 | 64.3 | 1 | 0 | 116.1 |
| 39. | Guy Benjamin | 1978-79 | 12 | 9 | 119 | 75.0 | 1 | 1 | 99.0 |
| 40. | Kim Hammond | 1968 | 26 | 13 | 116 | 50.0 | 0 | 2 | 30.3 |
| 41. | Jim Jensen | 1981-92 | 7 | 4 | 102 | 57.1 | 2 | 0 | 141.4 |
| 42. | Marlin Briscoe | 1972-74 | 4 | 3 | 72 | 75.0 | 0 | 0 | 116.7 |
| 43. | Larry Seiple | 1967-77 | 3 | 3 | 69 | 100.0 | 0 | 0 | 118.8 |
| 44. | Ronnie Brown | 2005-10 | 12 | 4 | 63 | 33.3 | 2 | 0 | 91.3 |
| 45. | Tony Nathan | 1979-87 | 8 | 4 | 61 | 50.0 | 1 | 0 | 115.1 |
| 46. | JP Losman | 2011 | 10 | 6 | 60 | 60.0 | 0 | 0 | 77.1 |
| **47.** | **Albert Wilson** | **2018** | **1** | **1** | **52** | **100.0** | **1** | **0** | **158.3** |
| 48. | Marty Booker | 2004-07 | 3 | 1 | 48 | 33.3 | 0 | 0 | 81.9 |
| | Mark Clayton | 1983-92 | 2 | 1 | 48 | 50.0 | 1 | 1 | 95.8 |
| 50. | Doug Pederson | 1993 | 8 | 4 | 41 | 50.0 | 0 | 0 | 65.1 |
| 51. | Jim Kiick | 1968-74 | 3 | 2 | 38 | 66.7 | 0 | 0 | 109.7 |
| 52. | Terry Kirby | 1993-95 | 1 | 1 | 31 | 100.0 | 1 | 0 | 158.3 |
| | Nat Moore | 1974-86 | 2 | 1 | 31 | 50.0 | 0 | 0 | 95.8 |
| 54. | Danny Amendola | 2018 | 1 | 1 | 28 | 100.0 | 1 | 0 | 158.3 |
| 55. | Jack Clancy | 1967-69 | 1 | 1 | 17 | 100.0 | 0 | 0 | 118.8 |
| 56. | Eddie Hill | 1981-84 | 2 | 1 | 14 | 50.0 | 0 | 0 | 72.9 |
| 57. | Keith Byars | 1993-96 | 2 | 1 | 11 | 50.0 | 1 | 0 | 106.3 |
| | Archie Roberts | 1967 | 10 | 5 | 11 | 50.0 | 0 | 1 | 16.7 |
| 59. | Jarvis Landry | 2014-17 | 3 | 1 | 9 | 33.3 | 0 | 0 | 42.4 |
| 60. | Scott Stankavage | 1987 | 7 | 4 | 8 | 57.1 | 0 | 1 | 22.6 |
| 61. | Troy Stradford | 1987-90 | 2 | 1 | 6 | 50.0 | 0 | 0 | 56.3 |
| **62.** | **Kenny Stills** | **2015-18** | **1** | **1** | **3** | **100.0** | **1** | **0** | **118.8** |
| 63. | Brandon Fields | 2007-14 | 1 | 0 | 0 | 0.0 | 0 | 0 | 39.6 |
| | MarQueis Gray | 2016-17 | 1 | 0 | 0 | 0.0 | 0 | 0 | 39.6 |
| | **Matt Haack** | **2017-18** | **1** | **0** | **0** | **0.0** | **0** | **0** | **39.6** |
| | Bruce Hardy | 1978-89 | 1 | 0 | 0 | 0.0 | 0 | 0 | 39.6 |
| | Booth Lusteg | 1967 | 1 | 0 | 0 | 0.0 | 0 | 0 | 39.6 |
| | Brandon Marshall | 2010-11 | 1 | 0 | 0 | 0.0 | 0 | 0 | 39.6 |
| | Tony Martin | 1989-93, 99-00 | 1 | 0 | 0 | 0.0 | 0 | 0 | 39.6 |
| | Dan McGwire | 1995 | 1 | 0 | 0 | 0.0 | 0 | 0 | 39.6 |
| | Lamar Smith | 2000-01 | 1 | 0 | 0 | 0.0 | 0 | 0 | 39.6 |
| | Freddie Solomon | 1975-77 | 1 | 0 | 0 | 0.0 | 0 | 0 | 39.6 |
| | Mike Wallace | 2013-14 | 1 | 0 | 0 | 0.0 | 0 | 0 | 39.6 |
| | Pat White | 2009 | 5 | 0 | 0 | 0.0 | 0 | 0 | 39.6 |
| | Delvin Williams | 1978-80 | 3 | 0 | 0 | 0.0 | 0 | 0 | 39.6 |
| | Ricky Williams | 2002-03, 2005, 2007-10 | 1 | 0 | 0 | 0.0 | 0 | 1 | 0.0 |
| | Scott Zolak | 1999 | 4 | 0 | 0 | 0.0 | 0 | 0 | 39.6 |

## RECEIVING

| | PLAYER | YEARS | NO. | YDS. | AVG. | LG | TD |
|---|---|---|---|---|---|---|---|
| 1. | Mark Clayton | 1983-92 | 550 | 8,643 | 15.7 | 78t | 81 |
| 2. | Mark Duper | 1982-92 | 511 | 8,869 | 17.4 | 85t | 59 |
| 3. | Nat Moore | 1974-86 | 510 | 7,546 | 14.8 | 79t | 74 |
| 4. | O.J. McDuffie | 1993-01 | 415 | 5,074 | 12.2 | 61t | 29 |
| 5. | Chris Chambers | 2001-07 | 405 | 5,688 | 14.0 | 77t | 43 |
| 6. | Jarvis Landry | 2014-17 | 400 | 4,038 | 10.1 | 71 | 22 |
| 7. | Tony Nathan | 1979-87 | 383 | 3,592 | 9.4 | 73 | 16 |
| 8. | Davone Bess | 2008-12 | 321 | 3,447 | 10.7 | 41 | 12 |
| 9. | Brian Hartline | 2009-14 | 298 | 4,243 | 14.2 | 80t | 12 |
| 10. | Randy McMichael | 2002-06 | 283 | 3,096 | 10.9 | 46 | 18 |
| 11. | Duriel Harris | 1976-83, 1985 | 269 | 4,534 | 16.9 | 64t | 18 |
| 12. | Bruce Hardy | 1978-89 | 256 | 2,455 | 9.6 | 31 | 25 |
| 13. | Jim Jensen | 1981-92 | 229 | 2,171 | 9.5 | 31 | 19 |
| 14. | Oronde Gadsden | 1998-03 | 227 | 3,252 | 14.3 | 62 | 22 |
| 15. | Jim Kiick | 1968-74 | 221 | 2,210 | 10.0 | 53t | 3 |
| 16. | Howard Twilley | 1966-76 | 212 | 3,064 | 14.5 | 44 | 23 |

## RECEIVING

| | PLAYER | YEARS | NO. | YDS. | AVG. | LG | TD |
|---|---|---|---|---|---|---|---|
| 17. | Tony Martin | 1989-93, 1999-00 | 202 | 3,152 | 15.6 | 80t | 14 |
| 18. | Irving Fryar | 1993-95 | 199 | 3,190 | 16.0 | 67t | 20 |
| 19. | Ricky Williams | 2002-03, 2005, 2007-10 | 197 | 1,431 | 7.3 | 59 | 6 |
| 20. | Marty Booker | 2004-07 | 194 | 2,627 | 13.5 | 60t | 11 |
| 21. | Anthony Fasano | 2008-12, 2017 | 189 | 2,211 | 11.7 | 35t | 24 |
| 22. | Ronnie Brown | 2005-10 | 184 | 1,491 | 8.1 | 43 | 2 |
| 23. | Brandon Marshall | 2010-11 | 167 | 2,228 | 13.3 | 65t | 9 |
| 24. | Keith Byars | 1993-96 | 166 | 1,433 | 8.6 | 34 | 10 |
| **25.** | **Kenny Stills** | **2015-18** | **164** | **2,566** | **15.6** | **75t** | **24** |
| **26.** | **DeVante Parker** | **2015-18** | **163** | **2,217** | **13.6** | **56t** | **9** |
| 27. | Charles Clay | 2011-14 | 161 | 1,809 | 11.2 | 67 | 14 |
| 28. | Troy Stradford | 1987-90 | 159 | 1,373 | 8.6 | 36 | 2 |
| 29. | Paul Warfield | 1970-74 | 156 | 3,355 | 21.5 | 86t | 33 |
| 30. | Terry Kirby | 1993-95 | 155 | 1,646 | 10.6 | 47 | 6 |
| 31. | Keith Jackson | 1992-94 | 146 | 1,880 | 12.9 | 57t | 18 |
| 32. | Bernie Parmalee | 1992-98 | 144 | 1,306 | 9.1 | 35 | 3 |
| 33. | Mike Wallace | 2013-14 | 140 | 1,792 | 12.8 | 57 | 15 |
| | Tony Paige | 1990-92 | 140 | 1,115 | 8.0 | 30 | 6 |
| 35. | Karl Noonan | 1966-71 | 136 | 1,798 | 13.2 | 51t | 17 |
| 36. | Ted Ginn, Jr. | 2007-09 | 128 | 1,664 | 13.0 | 64 | 5 |
| 37. | Troy Drayton | 1996-99 | 127 | 1,511 | 11.9 | 51 | 8 |
| 38. | Lorenzo Hampton | 1985-89 | 123 | 954 | 7.8 | 39t | 6 |
| 39. | Jim Mandich | 1970-77 | 121 | 1,406 | 11.6 | 44 | 23 |
| 40. | Ferrell Edmunds | 1988-92 | 117 | 1,612 | 13.8 | 80t | 10 |
| | Lamar Miller | 2012-15 | 117 | 887 | 7.6 | 54t | 3 |
| 42. | Greg Camarillo | 2007-09 | 113 | 1,325 | 11.7 | 64t | 4 |
| 43. | Joe Rose | 1980-85 | 112 | 1,493 | 13.3 | 50 | 13 |
| 44. | Rob Konrad | 1999-04 | 111 | 854 | 7.7 | 25 | 6 |
| 45. | Norm Bulaich | 1975-79 | 109 | 752 | 6.9 | 59t | 6 |
| 46. | James McKnight | 2001-03 | 107 | 1,497 | 14.0 | 80t | 7 |
| | Rishard Matthews | 2012-15 | 107 | 1,396 | 13.0 | 53t | 8 |
| 48. | Fred Banks | 1987-93 | 99 | 1,555 | 15.7 | 61 | 8 |
| 49. | Stanley Pritchett | 1996-99 | 98 | 798 | 8.1 | 74t | 6 |
| 50. | Wes Welker | 2004-06 | 96 | 1,121 | 11.7 | 47 | 1 |
| 51. | Dan Johnson | 1983-87 | 94 | 1,012 | 10.8 | 61t | 16 |
| | **Kenyan Drake** | **2016-18** | **94** | **762** | **8.1** | **52t** | **6** |
| 53. | Jimmy Cefalo | 1978-84 | 93 | 1,739 | 18.7 | 69t | 13 |
| | Ron Davenport | 1985-89 | 93 | 801 | 8.6 | 29 | 4 |
| 55. | Larry Csonka | 1968-74, 1979 | 91 | 688 | 7.6 | 65 | 4 |
| 56. | Mark Ingram | 1993-94 | 88 | 1,213 | 13.8 | 77t | 12 |
| | Jack Clancy | 1967-69 | 88 | 1,157 | 13.1 | 50 | 3 |
| 58. | Damien Williams | 2014-17 | 85 | 733 | 8.6 | 58 | 6 |
| 59. | Lamar Thomas | 1996-00 | 81 | 1,171 | 14.5 | 56t | 8 |
| 60. | Reggie Bush | 2011-12 | 78 | 588 | 7.5 | 34 | 3 |
| 61. | Karim Abdul-Jabbar | 1996-99 | 77 | 527 | 6.8 | 36t | 1 |
| 62. | Dion Sims | 2013-16 | 74 | 699 | 9.4 | 38 | 8 |
| | Gary Davis | 1976-79 | 74 | 592 | 8.0 | 34 | 1 |
| 64. | Larry Seiple | 1967-77 | 73 | 934 | 12.8 | 41t | 7 |
| | Doug Moreau | 1966-69 | 73 | 926 | 12.7 | 43 | 6 |
| 66. | Delvin Williams | 1978-80 | 70 | 574 | 8.2 | 42 | 1 |
| 67. | Andre Tillman | 1975-78 | 66 | 757 | 11.5 | 37t | 6 |
| 68. | David Martin | 2007-08 | 65 | 753 | 11.6 | 61t | 5 |
| 69. | Freddie Solomon | 1975-77 | 61 | 973 | 16.0 | 58t | 5 |
| | Lamar Smith | 2000-01 | 61 | 435 | 7.1 | 65t | 4 |
| 71. | Brandon Gibson | 2013-14 | 59 | 621 | 10.5 | 46 | 4 |
| | Danny Amendola | 2018 | 59 | 575 | 9.7 | 39 | 1 |
| | Tom Vigorito | 1981-85 | 59 | 439 | 7.4 | 31t | 2 |
| 74. | James Pruitt | 1986-88, 1990-91 | 58 | 942 | 16.2 | 37 | 8 |
| 75. | Marlin Briscoe | 1972-74 | 57 | 858 | 15.1 | 53 | 7 |
| | Daniel Thomas | 2011-14 | 55 | 412 | 7.5 | 32 | 3 |
| 77. | Jerris McPhail | 1996-97 | 54 | 544 | 10.1 | 52 | 1 |
| | Bobby Humphrey | 1992 | 54 | 507 | 9.4 | 26 | 1 |
| 79. | Fred Barnett | 1996-97 | 53 | 728 | 13.7 | 66 | 4 |
| | Derek Hagan | 2006-08 | 53 | 645 | 12.2 | 24 | 3 |
| 81. | Sammy Morris | 2004-06 | 51 | 340 | 6.7 | 44 | 0 |
| 82. | Travis Minor | 2001-06 | 50 | 353 | 7.1 | 29 | 1 |
| 83. | Derrius Thompson | 2003-04 | 49 | 718 | 14.7 | 36 | 4 |
| 84. | Jay Ajayi | 2015-17 | 48 | 308 | 6.4 | 20 | 0 |
| | Marv Fleming | 1970-74 | 48 | 523 | 10.9 | 36 | 4 |
| 86. | Mercury Morris | 1969-75 | 46 | 491 | 10.7 | 50 | 1 |
| 87. | Justin Peelle | 2006-07 | 45 | 344 | 7.6 | 35 | 3 |

## RECEIVING

| | PLAYER | YEARS | NO. | YDS. | AVG. | LG | TD |
|---|---|---|---|---|---|---|---|
| 88. | Eric Green | 1995 | 43 | 499 | 11.6 | 31t | 3 |
| | Jordan Cameron | 2015-16 | 43 | 446 | 10.4 | 29 | 4 |
| 90. | Stan Mitchell | 1966-70 | 42 | 533 | 12.7 | 48 | 5 |
| 91. | Julius Thomas | 2017 | 41 | 388 | 9.5 | 27 | 3 |
| 92. | Joe Auer | 1966-67 | 40 | 481 | 12.0 | 68t | 6 |
| | Dedric Ward | 2001-02 | 40 | 381 | 9.5 | 22 | 0 |
| 94. | Ed Perry | 1997-04 | 39 | 308 | 7.9 | 46 | 2 |
| | Woody Bennett | 1980-89 | 39 | 295 | 7.6 | 27 | 3 |
| 96. | Gary Clark | 1995 | 37 | 525 | 14.2 | 42t | 2 |
| | Mark Higgs | 1990-94 | 37 | 294 | 7.9 | 21 | 0 |
| 98. | Charles Jordan | 1996-98 | 36 | 640 | 17.8 | 44t | 3 |
| 99. | Leslie Shepherd | 2000 | 35 | 446 | 12.7 | 46t | 4 |
| **100.** | **Jakeem Grant** | **2016-18** | **34** | **471** | **13.9** | **65t** | **4** |
| | Jed Weaver | 2000-02 | 34 | 469 | 13.8 | 41 | 5 |
| 102. | Randal Hill | 1991, 1995-96 | 33 | 669 | 20.3 | 61 | 4 |
| 103. | Patrick Cobbs | 2006-10 | 32 | 409 | 12.8 | 80t | 4 |
| | Sammie Smith | 1989-91 | 32 | 310 | 9.7 | 53t | 1 |
| | Aaron Craver | 1991-94 | 32 | 304 | 9.5 | 28 | 0 |
| | Leroy Harris | 1977-78 | 32 | 240 | 7.5 | 57 | 0 |
| | James Saxon | 1992-94 | 32 | 192 | 6.0 | 25 | 0 |
| 108. | Nick Giaquinto | 1980-81 | 31 | 230 | 7.4 | 25 | 2 |
| 109. | Greg Baty | 1990-94 | 30 | 377 | 12.6 | 32 | 4 |
| | J.J. Johnson | 1999-01 | 29 | 182 | 6.3 | 17 | 0 |
| | Lousaka Polite | 2008-10 | 29 | 136 | 4.7 | 14 | 0 |
| 112. | Lorenzo Booker | 2007 | 28 | 237 | 8.5 | 22 | 0 |
| 113. | Andre Brown | 1989-90 | 27 | 459 | 17.0 | 48t | 5 |
| | Dave Kocourek | 1966 | 27 | 320 | 11.9 | 43 | 2 |
| | Jesse Chatman | 2005, 2007 | 27 | 161 | 6.0 | 22 | 0 |
| 116. | Bo Roberson | 1966 | 26 | 519 | 20.0 | 80t | 2 |
| | **Albert Wilson** | **2018** | **26** | **391** | **15.0** | **75t** | **4** |
| | Lex Hilliard | 2009-11 | 26 | 210 | 8.1 | 18 | 2 |
| 119. | Frank Jackson | 1966-67 | 25 | 439 | 17.6 | 48 | 3 |
| | Don Nottingham | 1973-77 | 25 | 213 | 8.5 | 29 | 0 |
| | Ronnie Lee | 1979-82, 1984-89 | 25 | 167 | 6.7 | 41 | 3 |
| 122. | Irving Spikes | 1994-97 | 24 | 185 | 7.7 | 24 | 2 |
| **123.** | **Mike Gesicki** | **2018** | **22** | **202** | **9.2** | **27** | **0** |
| 124. | Gene Milton | 1968-69 | 21 | 322 | 15.3 | 49 | 1 |
| | Mike Williams | 1992-95 | 21 | 292 | 13.9 | 29 | 0 |
| | Scott Miller | 1991-96 | 21 | 274 | 13.0 | 27 | 1 |
| | Joey Haynos | 2008-09 | 21 | 184 | 8.8 | 21 | 3 |
| 128. | Bryan Gilmore | 2004-05 | 20 | 311 | 15.6 | 44t | 2 |
| | Donald Lee | 2003-04 | 20 | 220 | 11.0 | 25 | 2 |
| 130. | Scott Schwedes | 1987-90 | 19 | 370 | 19.5 | 65t | 2 |
| | Brett Perriman | 1997 | 19 | 309 | 16.3 | 26 | 1 |
| | Greg Jennings | 2015 | 19 | 208 | 10.9 | 31 | 1 |
| 133. | Otto Stowe | 1971-72 | 18 | 344 | 19.1 | 49 | 3 |
| | Marlon Moore | 2010-13 | 18 | 300 | 16.7 | 57t | 2 |
| | Yatil Green | 1997-99 | 18 | 234 | 13.0 | 27 | 0 |
| | Autry Denson | 1999-00 | 18 | 133 | 7.4 | 28 | 0 |
| | Robert Edwards | 2002 | 18 | 126 | 7.0 | 14 | 1 |
| | Hunter Goodwin | 1999-01 | 18 | 118 | 6.6 | 14 | 1 |
| | Eddie Hill | 1981-84 | 18 | 106 | 5.9 | 16 | 1 |
| 140. | Benny Malone | 1974-78 | 17 | 234 | 13.8 | 43 | 0 |
| 141. | Thurman Thomas | 2000 | 16 | 117 | 7.3 | 15 | 1 |
| | Abner Haynes | 1967 | 16 | 100 | 6.3 | 22 | 0 |
| 143. | MarQueis Gray | 2016-17 | 15 | 184 | 12.3 | 53 | 0 |
| 144. | Tom Brown | 1987-89 | 14 | 123 | 8.8 | 23 | 0 |
| 145. | Billy Joe | 1966 | 13 | 116 | 8.9 | 67 | 1 |
| | Cookie Gilchrist | 1966 | 13 | 110 | 8.5 | 22 | 1 |
| | Lamar Gordon | 2004 | 13 | 74 | 5.7 | 25 | 0 |
| | Terry Robiskie | 1980-81 | 13 | 60 | 4.6 | 15 | 0 |
| 149. | Leonte Carroo | 2016-18 | 12 | 192 | 16.0 | 74t | 2 |
| | Frank Gore | 2018 | 12 | 124 | 10.3 | 24 | 1 |
| | John Tagliaferri | 1987 | 12 | 117 | 9.8 | 27 | 0 |
| | Marc Logan | 1989-91 | 12 | 88 | 7.3 | 12 | 0 |
| | Obafemi Ayanbadejo | 2003 | 12 | 53 | 4.4 | 12 | 0 |
| 154. | Jack Harper | 1967-68 | 11 | 212 | 19.3 | 40 | 3 |
| | John Roderick | 1966-67 | 11 | 156 | 14.2 | 64 | 1 |
| | Jim Cox | 1968 | 11 | 147 | 13.4 | 30 | 0 |
| | Jovorskie Lane | 2012 | 11 | 79 | 7.2 | 24 | 1 |
| | Joe Carter | 1984-86 | 11 | 66 | 6.0 | 15 | 0 |

## RECEIVING

| | PLAYER | YEARS | NO. | YDS. | AVG. | LG | TD |
|---|---|---|---|---|---|---|---|
| 159. | Preston Carpenter | 1966 | 10 | 127 | 12.7 | 42 | 0 |
| | Steve Howell | 1979-81 | 10 | 70 | 7.0 | 13 | 0 |
| | Sam Price | 1966-68 | 10 | 70 | 7.0 | 27 | 1 |
| | John Avery | 1998-99 | 10 | 67 | 6.7 | 19t | 1 |
| 163. | Nate Jacquet | 1998-99 | 9 | 140 | 15.6 | 29 | 0 |
| | Marcus Thigpen | 2012-13 | 9 | 112 | 12.4 | 50 | 1 |
| | Leland Douglas | 1987 | 9 | 92 | 10.2 | 17 | 1 |
| | **Kalen Ballage** | **2018** | **9** | **56** | **6.2** | **31** | **0** |
| 167. | Jeff Ogden | 2000-01 | 8 | 97 | 12.1 | 18 | 1 |
| | **Nick O'Leary** | **2018** | **8** | **86** | **10.8** | **19** | **1** |
| | Cris Carter | 2002 | 8 | 66 | 8.3 | 15 | 1 |
| | Lawrence Sampleton | 1987 | 8 | 64 | 8.0 | 19 | 0 |
| | David Overstreet | 1983 | 8 | 55 | 6.9 | 20 | 2 |
| | Lorenzo Diamond | 2005 | 8 | 54 | 6.8 | 18 | 0 |
| | Rick Casares | 1966 | 8 | 45 | 5.6 | 20 | 1 |
| 174. | Bert Emanuel | 2000 | 7 | 132 | 18.9 | 53t | 1 |
| | Eddie Chavis | 1987 | 7 | 108 | 15.4 | 27 | 0 |
| | Loaird McCreary | 1976-78 | 7 | 88 | 12.6 | 30 | 3 |
| | Brian Manning | 1997 | 7 | 85 | 12.1 | 21 | 0 |
| | Bill Cronin | 1966 | 7 | 83 | 11.9 | 21 | 1 |
| | Michael Egnew | 2012-13 | 7 | 69 | 9.9 | 14 | 0 |
| | Willie Richardson | 1970 | 7 | 67 | 9.6 | 27 | 1 |
| | Dominique Jones | 2016 | 7 | 61 | 8.7 | 24 | 1 |
| 182. | Vince Heflin | 1982-85 | 6 | 98 | 16.3 | 46t | 1 |
| | Arian Foster | 2016 | 6 | 78 | 13.0 | 50 | 0 |
| | Jonas Gray | 2015 | 6 | 72 | 12.0 | 25 | 0 |
| | Armon Binns | 2012-13 | 6 | 67 | 11.2 | 21 | 0 |
| | Roberto Wallace | 2010-11 | 6 | 62 | 10.3 | 19 | 0 |
| | **Brice Butler** | **2018** | **6** | **60** | **10.0** | **23t** | **1** |
| | Stan Winfrey | 1975-77 | 6 | 55 | 9.2 | 16 | 1 |
| | David Lewis | 1987 | 6 | 53 | 8.8 | 22 | 1 |
| | **Durham Smythe** | **2018** | **6** | **50** | **8.3** | **21** | **0** |
| | Hubert Ginn | 1970-75 | 6 | 47 | 7.8 | 23 | 0 |
| | Cecil Collins | 1999 | 6 | 32 | 5.3 | 12 | 0 |
| | Mark Konecny | 1987 | 6 | 26 | 4.3 | 10 | 0 |
| | Andra Franklin | 1981-84 | 6 | 15 | 2.5 | 6 | 1 |
| 195. | Damon Reilly | 1987 | 5 | 70 | 14.0 | 20 | 0 |
| | A.J. Derby | 2017-18 | 5 | 68 | 13.6 | 19t | 1 |
| | Ronnie Williams | 1993-95 | 5 | 54 | 10.8 | 17 | 0 |
| | Jake Stoneburner | 2015 | 5 | 47 | 9.4 | 13 | 2 |
| 199. | Mel Baker | 1974 | 4 | 121 | 30.3 | 46t | 2 |
| | Elmer Bailey | 1980-81 | 4 | 105 | 26.3 | 39 | 0 |
| | David Boston | 2004-05 | 4 | 80 | 20.0 | 54 | 0 |
| | Jabar Gaffney | 2012 | 4 | 68 | 17.0 | 30 | 0 |
| | Brett Carolan | 1996 | 4 | 48 | 12.0 | 21 | 1 |
| | Jim Braxton | 1978 | 4 | 47 | 11.8 | 19 | 0 |
| | Samkon Gado | 2007 | 4 | 47 | 11.8 | 35 | 0 |
| | Tom Boutwell | 1969 | 4 | 29 | 7.3 | 12 | 0 |
| | Garrett Limbrick | 1990 | 4 | 23 | 5.8 | 9 | 0 |
| | Heath Evans | 2005 | 4 | 17 | 4.3 | 5 | 0 |
| | Jamar Martin | 2004 | 4 | 15 | 3.8 | 7 | 0 |
| | Charles Leigh | 1971-74 | 4 | 9 | 2.3 | 7 | 0 |
| 211. | Robert Clark | 1992 | 3 | 59 | 19.7 | 45 | 0 |
| | Gene Mingo | 1966-67 | 3 | 40 | 13.3 | 9 | 0 |
| | Bill Darnall | 1968-69 | 3 | 38 | 12.7 | 13 | 0 |
| | Orleans Darkwa | 2014 | 3 | 31 | 10.3 | 17 | 0 |
| | Kory Sperry | 2009 | 3 | 31 | 10.3 | 13 | 1 |
| | Brandon London | 2008 | 3 | 30 | 10.0 | 14 | 0 |
| | Roosevelt Potts | 1997 | 3 | 27 | 9.0 | 13 | 0 |
| | De'Veon Smith | 2017 | 3 | 27 | 9.0 | 13 | 0 |
| | Ernest Wilford | 2008 | 3 | 25 | 8.3 | 15 | 0 |
| | Darian Barnes | 2005-06 | 3 | 22 | 7.3 | 13 | 0 |
| | Gator Hoskins | 2014 | 3 | 21 | 7.0 | 14 | 0 |
| | Brandon Bolden | 2018 | 3 | 13 | 4.3 | 9 | 1 |
| | Anthony Armstrong | 2012 | 3 | 12 | 4.0 | 7 | 0 |
| | Leonard Henry | 2002-04 | 3 | 12 | 4.0 | 7 | 0 |
| | Robert Wilson | 1994-96 | 3 | 8 | 2.7 | 3t | 1 |
| | Ryan Tannehill | 2012-18 | 3 | 8 | 2.7 | 9 | 1 |
| 227. | Kendall Newson | 2003-05 | 2 | 55 | 27.5 | 37 | 0 |
| | Ron Sellers | 1973 | 2 | 54 | 27.0 | 42 | 0 |
| | Mike Caterbone | 1987 | 2 | 46 | 23.0 | 30 | 0 |

## RECEIVING

| | PLAYER | YEARS | NO. | YDS. | AVG. | LG | TD |
|---|---|---|---|---|---|---|---|
| | Mickey Shuler | 2010 | 2 | 44 | 22.0 | 28 | 0 |
| | Desmond Clark | 2002 | 2 | 42 | 21.0 | 26 | 0 |
| | Jim Mertens | 1969 | 2 | 26 | 13.0 | 15 | 0 |
| | Jimmy Hines | 1969 | 2 | 23 | 11.5 | 22 | 0 |
| | Rich Diana | 1982 | 2 | 21 | 10.5 | 13 | 0 |
| | David Woodley | 1980-83 | 2 | 21 | 10.5 | 15t | 1 |
| | Cleveland Gary | 1994 | 2 | 19 | 9.5 | 11 | 0 |
| | Clyde Gates | 2011 | 2 | 19 | 9.5 | 11 | 0 |
| | Kevin McKenzie | 1999 | 2 | 18 | 9.0 | 13 | 0 |
| | Charles Henry | 1991 | 2 | 17 | 8.5 | 9 | 0 |
| | Brian Kinchen | 1988-90 | 2 | 15 | 7.5 | 12 | 0 |
| | Deon Dyer | 2000-02 | 2 | 14 | 7.0 | 13 | 0 |
| | Cliff Russell | 2005-06 | 2 | 14 | 7.0 | 9 | 0 |
| | Willie Smith | 1987 | 2 | 13 | 6.5 | 8 | 1 |
| | Ronald Scott | 1987 | 2 | 7 | 3.5 | 5 | 0 |
| | Reagan Mauia | 2007 | 2 | 5 | 2.5 | 5 | 0 |
| | Casey Cramer | 2008 | 2 | 3 | 1.5 | 2t | 1 |
| | Bob Torrey | 1979 | 2 | 3 | 1.5 | 8 | 0 |
| | Barry Pryor | 1969-70 | 2 | -3 | -1.5 | 0 | 0 |
| | Steve Slaton | 2011 | 2 | -3 | -1.5 | -1 | 0 |
| 250. | Bo Rather | 1973, 1978 | 1 | 39 | 39.0 | 39 | 0 |
| | Wes Matthews | 1966 | 1 | 20 | 20.0 | 20 | 0 |
| | Tom Beier | 1967, 1969 | 1 | 19 | 19.0 | 19 | 0 |
| | Legedu Naanee | 2012 | 1 | 19 | 19.0 | 19 | 0 |
| | Robert Baker | 1999-02 | 1 | 17 | 17.0 | 17 | 0 |
| | Mike Holmes | 1976 | 1 | 11 | 11.0 | 11 | 0 |
| | Damian Williams | 2014 | 1 | 14 | 14.0 | 14 | 0 |
| | Ricky Isom | 1987 | 1 | 11 | 11.0 | 11 | 0 |
| | Keith Sims | 1990-97 | 1 | 9 | 9.0 | 9 | 0 |
| | Knowshon Moreno | 2014 | 1 | 8 | 8.0 | 8 | 0 |
| | Dick Anderson | 1968-77 | 1 | 8 | 8.0 | 8 | 0 |
| | Ronald Bellamy | 2004 | 1 | 8 | 8.0 | 8 | 0 |
| | Nuu Faaola | 1989 | 1 | 8 | 8.0 | 8 | 0 |
| | Vick King | 2004 | 1 | 8 | 8.0 | 8 | 0 |
| | Jeron Mastrud | 2011-12 | 1 | 8 | 8.0 | 8 | 0 |
| | Vern Den Herder | 1971-82 | 1 | 7 | 7.0 | 7t | 1 |
| | Aaron Halterman | 2007 | 1 | 7 | 7.0 | 7 | 0 |
| | Kevin Curtis | 2010 | 1 | 6 | 6.0 | 6 | 0 |
| | Lawrence Phillips | 1997 | 1 | 6 | 6.0 | 6 | 0 |
| | Isaiah Pead | 2016 | 1 | 6 | 6.0 | 6 | 0 |
| | George Farmer | 1987 | 1 | 5 | 5.0 | 5 | 0 |
| | George Chesser | 1966-67 | 1 | 4 | 4.0 | 4 | 0 |
| | Dewayne Dotson | 1994-95, 1997 | 1 | 4 | 4.0 | 4 | 0 |
| | Doug Easlick | 2004 | 1 | 4 | 4.0 | 4 | 0 |
| | Senorise Perry | 2017-18 | 1 | 3 | 3.0 | 3 | 0 |
| | Alex Holmes | 2005 | 1 | 2 | 2.0 | 2 | 0 |
| | Frank Wainright | 1995-98 | 1 | 2 | 2.0 | 2t | 1 |
| | Will Heller | 2005 | 1 | 1 | 1.0 | 1t | 1 |
| | Ron Moore | 1998 | 1 | 1 | 1.0 | 1 | 0 |
| | Damon Huard | 1997-00 | 1 | 0 | 0.0 | 0 | 0 |
| | Dan Marino | 1983-99 | 1 | -6 | -6.0 | -6 | 0 |
| 281. | Lee Suggs | 2006 | 0 | 13 | – | 13 | 0 |
| | Rex Hadnot | 2004-07 | 0 | -2 | – | -2 | 0 |
| | Samson Satele | 2007-08, 2014 | 0 | -3 | – | -3 | 0 |

## SCORING

| | PLAYER | YEARS | TD | TDR | TDP | TDRT | FG | PAT | PTS. |
|---|---|---|---|---|---|---|---|---|---|
| 1. | Olindo Mare | 1997-06 | 0 | 0 | 0 | 0 | 245 | 313 | 1048 |
| 2. | Garo Yepremian | 1970-78 | 0 | 0 | 0 | 0 | 165 | 335 | 830 |
| 3. | Pete Stoyanovich | 1989-95 | 0 | 0 | 0 | 0 | 176 | 246 | 774 |
| 4. | Uwe von Schamann | 1979-84 | 0 | 0 | 0 | 0 | 101 | 237 | 540 |
| 5. | Dan Carpenter | 2008-12 | 0 | 0 | 0 | 0 | 127 | 154 | 535 |
| 6. | Mark Clayton | 1983-92 | 82 | 0 | 81 | 1 | 0 | 0 | 492 |
| 7. | Nat Moore | 1974-86 | 75 | 1 | 74 | 0 | 0 | 0 | 450 |
| 8. | Mark Duper | 1982-92 | 59 | 0 | 59 | 0 | 0 | 0 | 354 |
| 9. | Larry Csonka | 1968-74,1979 | 57 | 53 | 4 | 0 | 0 | 0 | 342 |
| 10. | Ricky Williams | 2002-03, 2005, 2007-10 | 54 | 48 | 6 | 0 | 0 | 0 | 326# |
| 11. | Fuad Reveiz | 1985-88 | 0 | 0 | 0 | 0 | 53 | 161 | 320 |
| 12. | Chris Chambers | 2001-07 | 43 | 0 | 43 | 0 | 0 | 0 | 260# |
| 13. | Caleb Sturgis | 2013-14 | 0 | 0 | 0 | 0 | 55 | 74 | 239 |

## SCORING

| | PLAYER | YEARS | TD | TDR | TDP | TDRT | FG | PAT | PTS. |
|---|---|---|---|---|---|---|---|---|---|
| 14. | Ronnie Brown | 2005-10 | 38 | 36 | 2 | 0 | 0 | 0 | 230# |
| 15. | Karim Abdul-Jabbar | 1996-99 | 34 | 33 | 1 | 0 | 0 | 0 | 204 |
| 16. | Mercury Morris | 1969-75 | 33 | 29 | 1 | 3 | 0 | 0 | 198 |
| | Tony Nathan | 1979-87 | 33 | 16 | 16 | 1 | 0 | 0 | 198 |
| | Paul Warfield | 1970-74 | 33 | 0 | 33 | 0 | 0 | 0 | 198 |
| 19. | O.J. McDuffie | 1993-01 | 32 | 0 | 29 | 3 | 0 | 0 | 194# |
| 20. | Jim Kiick | 1968-74 | 31 | 28 | 3 | 0 | 0 | 0 | 186 |
| 21. | Lorenzo Hampton | 1985-89 | 28 | 22 | 6 | 0 | 0 | 0 | 168 |
| 22. | Andrew Franks | 2015-16 | 0 | 0 | 0 | 0 | 29 | 74 | 161 |
| 23. | Bruce Hardy | 1978-89 | 25 | 0 | 25 | 0 | 0 | 0 | 150 |
| | Don Nottingham | 1973-77 | 25 | 25 | 0 | 0 | 0 | 0 | 150 |
| 25. | Jarvis Landry | 2014-17 | 24 | 1 | 22 | 1 | 0 | 0 | 148## |
| 26. | Anthony Fasano | 2008-12, 2017 | 24 | 0 | 24 | 0 | 0 | 0 | 146# |
| | **Kenny Stills** | **2015-18** | **24** | **0** | **24** | **0** | **0** | **0** | **146#** |
| 28. | Lamar Smith | 2000-01 | 24 | 20 | 4 | 0 | 0 | 0 | 144 |
| 29. | Norm Bulaich | 1975-79 | 23 | 17 | 6 | 0 | 0 | 0 | 138 |
| | Andra Franklin | 1981-84 | 23 | 22 | 1 | 0 | 0 | 0 | 138 |
| | Jim Mandich | 1970-77 | 23 | 0 | 23 | 0 | 0 | 0 | 138 |
| | Howard Twilley | 1966-76 | 23 | 0 | 23 | 0 | 0 | 0 | 138 |
| 33. | Oronde Gadsden | 1998-03 | 22 | 0 | 22 | 0 | 0 | 0 | 132 |
| | Lamar Miller | 2012-15 | 22 | 19 | 3 | 0 | 0 | 0 | 132 |
| 35. | Irving Fryar | 1993-95 | 20 | 0 | 20 | 0 | 0 | 0 | 124## |
| 36. | Randy McMichael | 2002-06 | 19 | 0 | 18 | 1 | 0 | 0 | 116# |
| 37. | Jim Jensen | 1981-92 | 19 | 0 | 19 | 0 | 0 | 0 | 114 |
| 38. | Keith Jackson | 1992-94 | 18 | 0 | 18 | 0 | 0 | 0 | 110# |
| | Bernie Parmalee | 1992-98 | 18 | 15 | 3 | 0 | 0 | 0 | 110# |
| 40. | Duriel Harris | 1976-83, 1985 | 18 | 0 | 18 | 0 | 0 | 0 | 108 |
| 41. | Ron Davenport | 1985-89 | 17 | 13 | 4 | 0 | 0 | 0 | 102 |
| | Karl Noonan | 1966-71 | 17 | 0 | 17 | 0 | 0 | 0 | 102 |
| **43.** | **Kenyan Drake** | **2016-18** | **16** | **9** | **6** | **1** | **0** | **0** | **98#** |
| 44. | Keith Byars | 1993-96 | 16 | 6 | 10 | 0 | 0 | 0 | 96 |
| | Dan Johnson | 1983-87 | 16 | 0 | 16 | 0 | 0 | 0 | 96 |
| | Benny Malone | 1974-78 | 16 | 16 | 0 | 0 | 0 | 0 | 96 |
| | Sammie Smith | 1989-91 | 16 | 15 | 1 | 0 | 0 | 0 | 96 |
| 48. | Terry Kirby | 1993-95 | 15 | 9 | 6 | 0 | 0 | 0 | 92# |
| 49. | Reggie Bush | 2011-12 | 15 | 12 | 3 | 0 | 0 | 0 | 90 |
| | Charles Clay | 2011-14 | 15 | 1 | 14 | 0 | 0 | 0 | 90 |
| | Mark Higgs | 1990-94 | 15 | 14 | 0 | 1 | 0 | 0 | 90 |
| | Mike Wallace | 2013-14 | 15 | 0 | 15 | 0 | 0 | 0 | 90 |
| 53. | Jay Feely | 2007 | 0 | 0 | 0 | 0 | 21 | 26 | 89 |
| | Joe Nedney | 1996-97 | 0 | 0 | 0 | 0 | 18 | 35 | 89 |
| | Cody Parkey | 2017 | 0 | 0 | 0 | 0 | 21 | 26 | 89 |
| | **Jason Sanders** | **2018** | **0** | **0** | **0** | **0** | **18** | **35** | **89** |
| 57. | Tony Martin | 1989-93, 1999-2000 | 14 | 0 | 14 | 0 | 0 | 0 | 84 |
| | Delvin Williams | 1978-80 | 14 | 13 | 1 | 0 | 0 | 0 | 84 |
| 59. | Daniel Thomas | 2011-14 | 13 | 10 | 3 | 0 | 0 | 0 | 80# |
| 60. | Jimmy Cefalo | 1978-84 | 13 | 0 | 13 | 0 | 0 | 0 | 78 |
| | Brian Hartline | 2009-14 | 13 | 1 | 12 | 0 | 0 | 0 | 78 |
| | Joe Rose | 1980-85 | 13 | 0 | 13 | 0 | 0 | 0 | 78 |
| 63. | Joe Auer | 1966-67 | 12 | 5 | 6 | 1 | 0 | 0 | 72 |
| | Woody Bennett | 1980-88 | 12 | 9 | 3 | 0 | 0 | 0 | 72 |
| | Davone Bess | 2008-12 | 12 | 0 | 12 | 0 | 0 | 0 | 72 |
| | Mark Ingram | 1993-94 | 12 | 0 | 12 | 0 | 0 | 0 | 72 |
| | Troy Stradford | 1987-90 | 12 | 10 | 2 | 0 | 0 | 0 | 72 |
| 68. | Marty Booker | 2004-07 | 11 | 0 | 11 | 0 | 0 | 0 | 70## |
| 69. | Karl Kremser | 1969-70 | 0 | 0 | 0 | 0 | 13 | 28 | 67 |
| 70. | Jay Fiedler | 2000-04 | 11 | 11 | 0 | 0 | 0 | 0 | 66 |
| 71. | Gene Mingo | 1966-67 | 0 | 0 | 0 | 0 | 11 | 32 | 65 |
| 72. | Ferrell Edmunds | 1988-92 | 10 | 0 | 10 | 0 | 0 | 0 | 60 |
| | Ted Ginn, Jr. | 2007-09 | 10 | 2 | 5 | 3 | 0 | 0 | 60 |
| | Travis Minor | 2001-06 | 10 | 8 | 1 | 1 | 0 | 0 | 60 |
| | Irving Spikes | 1994-97 | 10 | 8 | 2 | 0 | 0 | 0 | 60 |
| | David Woodley | 1980-83 | 10 | 9 | 1 | 0 | 0 | 0 | 60 |
| 77. | Jason Taylor | 1997-07, 2009, 2011 | 9 | 0 | 0 | 9 | 0 | 0 | 58** |
| 78. | Jay Ajayi | 2015-17 | 9 | 9 | 0 | 0 | 0 | 0 | 56# |
| 79. | Pete Johnson | 1984 | 9 | 9 | 0 | 0 | 0 | 0 | 54 |
| | Dan Marino | 1983-99 | 9 | 9 | 0 | 0 | 0 | 0 | 54 |
| | Brandon Marshall | 2010-11 | 9 | 0 | 9 | 0 | 0 | 0 | 54 |
| | Stan Mitchell | 1966-70 | 9 | 4 | 5 | 0 | 0 | 0 | 54 |
| | Tony Paige | 1990-92 | 9 | 3 | 6 | 0 | 0 | 0 | 54 |
| | **DeVante Parker** | **2015-18** | **9** | **0** | **9** | **0** | **0** | **0** | **54** |

## SCORING

| | PLAYER | YEARS | TD | TDR | TDP | TDRT | FG | PAT | PTS. |
|---|---|---|---|---|---|---|---|---|---|
| | James Pruitt | 1986-88, 1990-91 | 9 | 0 | 8 | 1 | 0 | 0 | 54 |
| | Freddie Solomon | 1975-77 | 9 | 1 | 5 | 3 | 0 | 0 | 54 |
| | Damien Williams | 2014-17 | 9 | 3 | 6 | 0 | 0 | 0 | 54 |
| 88. | Jimmy Keyes | 1968-69 | 0 | 0 | 0 | 0 | 7 | 30 | 51 |
| 89. | Troy Drayton | 1996-99 | 8 | 0 | 8 | 0 | 0 | 0 | 50# |
| | James McKnight | 2001-03 | 8 | 1 | 7 | 0 | 0 | 0 | 50# |
| 91. | Fred Banks | 1987-93 | 8 | 0 | 8 | 0 | 0 | 0 | 48 |
| | Gary Davis | 1976-79 | 8 | 7 | 1 | 0 | 0 | 0 | 48 |
| | Rishard Matthews | 2012-15 | 8 | 0 | 8 | 0 | 0 | 0 | 48 |
| | Sammy Morris | 2004-06 | 8 | 8 | 0 | 0 | 0 | 0 | 48 |
| | Stanley Pritchett | 1996-99 | 8 | 2 | 6 | 0 | 0 | 0 | 48 |
| | Dion Sims | 2013-16 | 8 | 0 | 8 | 0 | 0 | 0 | 48 |
| | Lamar Thomas | 1996-00 | 8 | 0 | 8 | 0 | 0 | 0 | 48 |
| 98. | Doug Moreau | 1966-69 | 6 | 0 | 6 | 0 | 1 | 6 | 45 |
| 99. | Marlin Briscoe | 1972-74 | 7 | 0 | 7 | 0 | 0 | 0 | 42 |
| | **Jakeem Grant** | **2016-18** | **7** | **0** | **4** | **3** | **0** | **0** | **42** |
| | Bob Griese | 1967-80 | 7 | 7 | 0 | 0 | 0 | 0 | 42 |
| | Rob Konrad | 1999-04 | 7 | 1 | 6 | 0 | 0 | 0 | 42 |
| | Larry Seiple | 1966-67 | 7 | 0 | 7 | 0 | 0 | 0 | 42 |
| | Ryan Tannehill | 2012-18 | 7 | 6 | 1 | 0 | 0 | 0 | 42 |
| 105. | Booth Lusteg | 1967 | 0 | 0 | 0 | 0 | 7 | 18 | 39 |
| 106. | Patrick Cobbs | 2006-10 | 6 | 2 | 4 | 0 | 0 | 0 | 36 |
| | Leroy Harris | 1977-78 | 6 | 6 | 0 | 0 | 0 | 0 | 36 |
| | **Reshad Jones** | **2010-18** | **6** | **0** | **0** | **6** | **0** | **0** | **36** |
| | Andre Tillman | 1975-78 | 6 | 0 | 6 | 0 | 0 | 0 | 36 |
| | Tommy Vigorito | 1981-85 | 6 | 2 | 2 | 2 | 0 | 0 | 36 |
| 111. | Andre Brown | 1989-90 | 5 | 0 | 5 | 0 | 0 | 0 | 30 |
| | Lex Hilliard | 2009-11 | 5 | 2 | 2 | 1 | 0 | 0 | 30 |
| | J.J. Johnson | 1999-01 | 5 | 5 | 0 | 0 | 0 | 0 | 30 |
| | David Martin | 2007-08 | 5 | 0 | 5 | 0 | 0 | 0 | 30 |
| | Jed Weaver | 2000-02 | 5 | 0 | 5 | 0 | 0 | 0 | 30 |
| 116. | Dick Anderson | 1968-77 | 4 | 0 | 0 | 4 | 0 | 0 | 24 |
| | Fred Barnett | 1996-97 | 4 | 0 | 4 | 0 | 0 | 0 | 24 |
| | Greg Baty | 1991-94 | 4 | 0 | 4 | 0 | 0 | 0 | 24 |
| | Terrell Buckley | 1995-99, 2003 | 4 | 0 | 0 | 4 | 0 | 0 | 24 |
| | Greg Camarillo | 2007-09 | 4 | 0 | 4 | 0 | 0 | 0 | 24 |
| | Jordan Cameron | 2015-16 | 4 | 0 | 4 | 0 | 0 | 0 | 24 |
| | Marv Fleming | 1970-74 | 4 | 0 | 4 | 0 | 0 | 0 | 24 |
| | Brandon Gibson | 2013-14 | 4 | 0 | 4 | 0 | 0 | 0 | 24 |
| | Jack Harper | 1967-68 | 4 | 1 | 3 | 0 | 0 | 0 | 24 |
| | Randal Hill | 1991, 1995-96 | 4 | 0 | 4 | 0 | 0 | 0 | 24 |
| | Cleo Lemon | 2005-07 | 4 | 4 | 0 | 0 | 0 | 0 | 24 |
| | Marc Logan | 1989-91 | 4 | 2 | 0 | 2 | 0 | 0 | 24 |
| | Leslie Shepherd | 2000 | 4 | 0 | 4 | 0 | 0 | 0 | 24 |
| | Zach Thomas | 1996-07 | 4 | 0 | 0 | 4 | 0 | 0 | 24 |
| | Derrius Thompson | 2003-04 | 4 | 0 | 4 | 0 | 0 | 0 | 24 |
| | **Albert Wilson** | **2018** | **4** | **0** | **4** | **0** | **0** | **0** | **24** |
| 132. | Willie Beecher | 1987 | 0 | 0 | 0 | 0 | 3 | 12 | 21 |
| 133. | Eric Green | 1995 | 3 | 0 | 3 | 0 | 0 | 0 | 20# |
| | Derek Hagan | 2006-08 | 3 | 0 | 3 | 0 | 0 | 0 | 20# |
| | Jovorskie Lane | 2012 | 3 | 2 | 1 | 0 | 0 | 0 | 20# |
| | Sam Madison | 1997-05 | 3 | 0 | 0 | 3 | 0 | 0 | 20* |
| 137. | John Avery | 1998-99 | 3 | 2 | 1 | 0 | 0 | 0 | 18 |
| | Brandon Bolden | 2018 | 2 | 2 | 1 | 0 | 0 | 0 | 18 |
| | Jack Clancy | 1967-69 | 3 | 0 | 3 | 0 | 0 | 0 | 18 |
| | Tony Franklin | 1988 | 0 | 0 | 0 | 0 | 4 | 6 | 18 |
| | Samkon Gado | 2007 | 3 | 3 | 0 | 0 | 0 | 0 | 18 |
| | Nick Giaquinto | 1980-81 | 3 | 0 | 2 | 1 | 0 | 0 | 18 |
| | Hubert Ginn | 1970-75 | 3 | 3 | 0 | 0 | 0 | 0 | 18 |
| | Shayne Graham | 2011 | 0 | 0 | 0 | 0 | 4 | 6 | 18 |
| | Joey Haynos | 2008-09 | 3 | 0 | 3 | 0 | 0 | 0 | 18 |
| | Frank Jackson | 1966-67 | 3 | 0 | 3 | 0 | 0 | 0 | 18 |
| | Charles Jordan | 1996-98 | 3 | 0 | 3 | 0 | 0 | 0 | 18 |
| | Mike Kozlowski | 1979-86 | 3 | 0 | 0 | 3 | 0 | 0 | 18 |
| | Ronnie Lee | 1979-82, 1984-89 | 3 | 0 | 3 | 0 | 0 | 0 | 18 |
| | Ray Lucas | 2001-02 | 3 | 3 | 0 | 0 | 0 | 0 | 18 |
| | Loaird McCreary | 1976-78 | 3 | 0 | 3 | 0 | 0 | 0 | 18 |
| | Lloyd Mumphord | 1969-74 | 3 | 0 | 0 | 3 | 0 | 0 | 18 |
| | David Overstreet | 1983 | 3 | 1 | 2 | 0 | 0 | 0 | 18 |
| | Justin Peelle | 2006-07 | 3 | 0 | 3 | 0 | 0 | 0 | 18 |
| | Scott Schwedes | 1987-90 | 3 | 0 | 2 | 1 | 0 | 0 | 18 |

## SCORING

| | PLAYER | YEARS | TD | TDR | TDP | TDRT | FG | PAT | PTS. |
|---|---|---|---|---|---|---|---|---|---|
| | Ronald Scott | 1987 | 3 | 3 | 0 | 0 | 0 | 0 | 18 |
| | Otto Stowe | 1971-72 | 3 | 0 | 3 | 0 | 0 | 0 | 18 |
| | Marcus Thigpen | 2012-13 | 3 | 0 | 1 | 2 | 0 | 0 | 18 |
| | Julius Thomas | 2017 | 3 | 0 | 3 | 0 | 0 | 0 | 18 |
| 160. | Matt Bryant | 2004 | 0 | 0 | 0 | 0 | 3 | 7 | 16 |
| | Wes Welker | 2004-06 | 2 | 0 | 1 | 1 | 1 | 1 | 16 |
| 162. | Tim Foley | 1970-80 | 2 | 0 | 0 | 2 | 0 | 0 | 14* |
| 163. | Mel Baker | 1974 | 2 | 0 | 2 | 0 | 0 | 0 | 12 |
| | Charlie Baumann | 1991 | 0 | 0 | 0 | 0 | 2 | 6 | 12 |
| | Bob Baumhower | 1977-86 | 2 | 0 | 0 | 2 | 0 | 0 | 12 |
| | Jim Braxton | 1978 | 2 | 2 | 0 | 0 | 0 | 0 | 12 |
| | Leonte Carroo | 2016-18 | 2 | 0 | 2 | 0 | 0 | 0 | 12 |
| | Gary Clark | 1995 | 2 | 0 | 2 | 0 | 0 | 0 | 12 |
| | Cecil Collins | 1999 | 2 | 2 | 0 | 0 | 0 | 0 | 12 |
| | Robert Edwards | 2002 | 2 | 1 | 1 | 0 | 0 | 0 | 12 |
| | Bryan Gilmore | 2004-05 | 2 | 0 | 2 | 0 | 0 | 0 | 12 |
| | Brent Grimes | 2013-15 | 2 | 0 | 0 | 2 | 0 | 0 | 12 |
| | Abner Haynes | 1967 | 2 | 2 | 0 | 0 | 0 | 0 | 12 |
| | Chad Henne | 2008-11 | 2 | 2 | 0 | 0 | 0 | 0 | 12 |
| | Eddie Hill | 1981-84 | 2 | 1 | 1 | 0 | 0 | 0 | 12 |
| | Liffort Hobley | 1987-93 | 2 | 0 | 0 | 2 | 0 | 0 | 12 |
| | Bobby Humphrey | 1992 | 2 | 1 | 1 | 0 | 0 | 0 | 12 |
| | William Judson | 1982-89 | 2 | 0 | 0 | 2 | 0 | 0 | 12 |
| | Dave Kocourek | 1966 | 2 | 0 | 2 | 0 | 0 | 0 | 12 |
| | Donald Lee | 2003-04 | 2 | 0 | 2 | 0 | 0 | 0 | 12 |
| | Kyle Mackey | 1987 | 2 | 2 | 0 | 0 | 0 | 0 | 12 |
| | Brock Marion | 1998-03 | 2 | 0 | 0 | 2 | 0 | 0 | 12 |
| | Don McNeal | 1980-89 | 2 | 0 | 0 | 2 | 0 | 0 | 12 |
| | Jerris McPhail | 1996-97 | 2 | 1 | 1 | 0 | 0 | 0 | 12 |
| | Scott Miller | 1991-96 | 2 | 0 | 1 | 1 | 0 | 0 | 12 |
| | Gene Milton | 1968-69 | 2 | 0 | 1 | 1 | 0 | 0 | 12 |
| | Marlon Moore | 2010-13 | 2 | 0 | 2 | 0 | 0 | 0 | 12 |
| | Matt Moore | 2011-17 | 2 | 2 | 0 | 0 | 0 | 0 | 12 |
| | Jeff Ogden | 2000-01 | 2 | 0 | 1 | 1 | 0 | 0 | 12 |
| | Louis Oliver | 1989-93, 1995-96 | 2 | 0 | 0 | 2 | 0 | 0 | 12 |
| | Ed Perry | 1997-04 | 2 | 0 | 2 | 0 | 0 | 0 | 12 |
| | Sam Price | 1966-68 | 2 | 1 | 1 | 0 | 0 | 0 | 12 |
| | Bo Roberson | 1966 | 2 | 0 | 2 | 0 | 0 | 0 | 12 |
| | Terry Robiskie | 1980-81 | 2 | 2 | 0 | 0 | 0 | 0 | 12 |
| | Bill Stanfill | 1969-76 | 2 | 0 | 0 | 2 | 0 | 0 | 12 |
| | Jake Stoneburner | 2015 | 2 | 0 | 2 | 0 | 0 | 0 | 12 |
| | Don Strock | 1974-87 | 2 | 2 | 0 | 0 | 0 | 0 | 12 |
| | Patrick Surtain | 1998-04 | 2 | 0 | 0 | 2 | 0 | 0 | 12 |
| | Troy Vincent | 1992-95 | 2 | 0 | 0 | 2 | 0 | 0 | 12 |
| | Jimmy Warren | 1966-69 | 2 | 0 | 0 | 2 | 0 | 0 | 12 |
| | Dick Westmoreland | 1966-69 | 2 | 0 | 0 | 2 | 0 | 0 | 12 |
| | Stan Winfrey | 1975-77 | 2 | 1 | 1 | 0 | 0 | 0 | 12 |
| 203. | Bill Gramatica | 2004 | 0 | 0 | 0 | 0 | 3 | 0 | 9 |
| **204.** | **Walt Aikens** | **2014-18** | **1** | **0** | **0** | **1** | **0** | **0** | **8^** |
| | Kim Bokamper | 1977-85 | 1 | 0 | 0 | 1 | 0 | 0 | 8* |
| | Aaron Craver | 1991-94 | 1 | 1 | 0 | 0 | 0 | 0 | 8# |
| | Billy Joe | 1966 | 1 | 0 | 1 | 0 | 0 | 0 | 8# |
| | Curtis Johnson | 1970-78 | 1 | 0 | 0 | 1 | 0 | 0 | 8* |
| 209. | Will Allen | 2006-11 | 1 | 0 | 0 | 1 | 0 | 0 | 6 |
| | **Kiko Alonso** | **2016-18** | **1** | **0** | **0** | **1** | **0** | **0** | **6** |
| | Danny Amendola | 2018 | 1 | 0 | 1 | 0 | 0 | 0 | 6 |
| | **Jerome Baker** | **2018** | **1** | **0** | **0** | **1** | **0** | **0** | **6** |
| | **Kalen Ballage** | **2018** | **1** | **1** | **0** | **0** | **0** | **0** | **6** |
| | John Beck | 2007-08 | 1 | 1 | 0 | 0 | 0 | 0 | 6 |
| | Don Bessillieu | 1979-81 | 1 | 0 | 0 | 1 | 0 | 0 | 6 |
| | Glenn Blackwood | 1979-87 | 1 | 0 | 0 | 1 | 0 | 0 | 6 |
| | Tim Bowens | 1994-04 | 1 | 0 | 0 | 1 | 0 | 0 | 6 |
| | J.B. Brown | 1989-96 | 1 | 0 | 0 | 1 | 0 | 0 | 6 |
| | Bob Brudzinski | 1981-89 | 1 | 0 | 0 | 1 | 0 | 0 | 6 |
| | Nick Buoniconti | 1969-76 | 1 | 0 | 0 | 1 | 0 | 0 | 6 |
| | Kevin Burnett | 2011-12 | 1 | 0 | 0 | 1 | 0 | 0 | 6 |
| | **Brice Butler** | **2018** | **1** | **0** | **1** | **0** | **0** | **0** | **6** |
| | Brett Carolan | 1996 | 1 | 0 | 1 | 0 | 0 | 0 | 6 |
| | Cris Carter | 2002 | 1 | 0 | 1 | 0 | 0 | 0 | 6 |
| | Joe Carter | 1984-86 | 1 | 1 | 0 | 0 | 0 | 0 | 6 |
| | Rick Casares | 1966 | 1 | 0 | 1 | 0 | 0 | 0 | 6 |

## SCORING

| PLAYER | YEARS | TD | TDR | TDP | TDRT | FG | PAT | PTS. |
|---|---|---|---|---|---|---|---|---|
| Jesse Chatman | 2005, 2007 | 1 | 1 | 0 | 0 | 0 | 0 | 6 |
| Casey Cramer | 2008 | 1 | 0 | 1 | 0 | 0 | 0 | 6 |
| Bill Cronin | 1966 | 1 | 0 | 1 | 0 | 0 | 0 | 6 |
| Daunte Culpepper | 2006 | 1 | 1 | 0 | 0 | 0 | 0 | 6 |
| Vontae Davis | 2009-11 | 1 | 0 | 0 | 1 | 0 | 0 | 6 |
| Louis Delmas | 2014 | 1 | 0 | 0 | 1 | 0 | 0 | 6 |
| Vern Den Herder | 1971-82 | 1 | 0 | 1 | 0 | 0 | 0 | 6 |
| A.J. Derby | 2017-18 | 1 | 0 | 1 | 0 | 0 | 0 | 6 |
| Leland Douglas | 1987 | 1 | 0 | 1 | 0 | 0 | 0 | 6 |
| Bert Emanuel | 2000 | 1 | 0 | 1 | 0 | 0 | 0 | 6 |
| Frank Emanuel | 1966-69 | 1 | 0 | 0 | 1 | 0 | 0 | 6 |
| Tom Erlandson | 1966-67 | 1 | 0 | 0 | 1 | 0 | 0 | 6 |
| David Fales | 2017 | 1 | 1 | 0 | 0 | 0 | 0 | 6 |
| A.J. Feeley | 2004-05 | 1 | 1 | 0 | 0 | 0 | 0 | 6 |
| **Minkah Fitzpatrick** | **2018** | **1** | **0** | **0** | **1** | **0** | **0** | **6** |
| Cortland Finnegan | 2014 | 1 | 0 | 0 | 1 | 0 | 0 | 6 |
| Trent Gamble | 2000-03 | 1 | 0 | 0 | 1 | 0 | 0 | 6 |
| Cookie Gilchrist | 1966 | 1 | 0 | 1 | 0 | 0 | 0 | 6 |
| Kerry Glenn | 1990-92 | 1 | 0 | 0 | 1 | 0 | 0 | 6 |
| Hunter Goodwin | 1999-01 | 1 | 0 | 1 | 0 | 0 | 0 | 6 |
| Frank Gore | 2018 | 1 | 0 | 1 | 0 | 0 | 0 | 6 |
| Vince Heflin | 1982-85 | 1 | 0 | 1 | 0 | 0 | 0 | 6 |
| Will Heller | 2005 | 1 | 0 | 1 | 0 | 0 | 0 | 6 |
| Renaldo Hill | 2006-08 | 1 | 0 | 0 | 1 | 0 | 0 | 6 |
| Sean Hill | 1994-96 | 1 | 0 | 0 | 1 | 0 | 0 | 6 |
| Trell Hooper | 1987 | 1 | 0 | 0 | 1 | 0 | 0 | 6 |
| **Xavien Howard** | **2016-18** | **1** | **0** | **0** | **1** | **0** | **0** | **6** |
| Steve Howell | 1979-81 | 1 | 1 | 0 | 0 | 0 | 0 | 6 |
| Ricky Isom | 1987 | 1 | 1 | 0 | 0 | 0 | 0 | 6 |
| Calvin Jackson | 1994-99 | 1 | 0 | 0 | 1 | 0 | 0 | 6 |
| Vestee Jackson | 1991-93 | 1 | 0 | 0 | 1 | 0 | 0 | 6 |
| Pete Jaquess | 1966-67 | 1 | 0 | 0 | 1 | 0 | 0 | 6 |
| Greg Jennings | 2015 | 1 | 0 | 1 | 0 | 0 | 0 | 6 |
| Pat Johnson | 1995 | 1 | 0 | 0 | 1 | 0 | 0 | 6 |
| Dominique Jones | 2016 | 1 | 0 | 1 | 0 | 0 | 0 | 6 |
| Robert Jones | 1998-00 | 1 | 0 | 0 | 1 | 0 | 0 | 6 |
| Nate Kaeding | 2012 | 0 | 0 | 0 | 0 | 1 | 3 | 6 |
| Chuck Klingbeil | 1991-95 | 1 | 0 | 0 | 1 | 0 | 0 | 6 |
| Bernie Kosar | 1994-96 | 1 | 1 | 0 | 0 | 0 | 0 | 6 |
| Michael Lehan | 2006-08 | 1 | 0 | 0 | 1 | 0 | 0 | 6 |
| Charles Leigh | 1971-74 | 1 | 1 | 0 | 0 | 0 | 0 | 6 |
| David Lewis | 1987 | 1 | 0 | 1 | 0 | 0 | 0 | 6 |
| Phillip Merling | 2008-11 | 1 | 0 | 0 | 1 | 0 | 0 | 6 |
| Koa Misi | 2010-17 | 1 | 0 | 0 | 1 | 0 | 0 | 6 |
| Kenny Mixon | 1998-01 | 1 | 0 | 0 | 1 | 0 | 0 | 6 |
| Knowshown Moreno | 2014 | 1 | 1 | 0 | 0 | 0 | 0 | 6 |
| Earl Morrall | 1972-76 | 1 | 1 | 0 | 0 | 0 | 0 | 6 |
| Cliff Odom | 1990-93 | 1 | 0 | 0 | 1 | 0 | 0 | 6 |
| **Nick O'Leary** | **2018** | **1** | **0** | **1** | **0** | **0** | **0** | **6** |
| Chad Pennington | 2008-10 | 1 | 1 | 0 | 0 | 0 | 0 | 6 |
| Brett Perriman | 1997 | 1 | 0 | 1 | 0 | 0 | 0 | 6 |
| Lousaka Polite | 2008-10 | 1 | 1 | 0 | 0 | 0 | 0 | 6 |
| Derrick Pope | 2004-07 | 1 | 0 | 0 | 1 | 0 | 0 | 6 |
| Willie Richardson | 1970 | 1 | 0 | 1 | 0 | 0 | 0 | 6 |
| John Roderick | 1966-67 | 1 | 0 | 1 | 0 | 0 | 0 | 6 |
| Jake Scott | 1970-75 | 1 | 0 | 0 | 1 | 0 | 0 | 6 |
| Scott Secules | 1989-92 | 1 | 1 | 0 | 0 | 0 | 0 | 6 |
| Derrick Shelby | 2012-15 | 1 | 0 | 0 | 1 | 0 | 0 | 6 |
| Steve Slaton | 2011 | 1 | 1 | 0 | 0 | 0 | 0 | 6 |
| Gerald Small | 1978-83 | 1 | 0 | 0 | 1 | 0 | 0 | 6 |
| Willie Smith | 1987 | 1 | 0 | 1 | 0 | 0 | 0 | 6 |
| Brian Sochia | 1986-91 | 1 | 0 | 0 | 1 | 0 | 0 | 6 |
| Kory Sperry | 2009 | 1 | 0 | 1 | 0 | 0 | 0 | 6 |
| John Stofa | 1966-67, 1969-70 | 1 | 1 | 0 | 0 | 0 | 0 | 6 |
| John Tagliaferri | 1987 | 1 | 1 | 0 | 0 | 0 | 0 | 6 |
| Norris Thomas | 1977-79 | 1 | 0 | 0 | 1 | 0 | 0 | 6 |
| Thurman Thomas | 2000 | 1 | 0 | 1 | 0 | 0 | 0 | 6 |
| Bob Torrey | 1979 | 1 | 1 | 0 | 0 | 0 | 0 | 6 |
| Olivier Vernon | 2012-15 | 1 | 0 | 0 | 1 | 0 | 0 | 6 |
| Frank Wainright | 1995-98 | 1 | 0 | 1 | 0 | 0 | 0 | 6 |
| Fulton Walker | 1981-85 | 1 | 0 | 0 | 1 | 0 | 0 | 6 |

## SCORING

| | PLAYER | YEARS | TD | TDR | TDP | TDRT | FG | PAT | PTS. |
|---|---|---|---|---|---|---|---|---|---|
| | Willie West | 1966-68 | 1 | 0 | 0 | 1 | 0 | 0 | 6 |
| | Jarvis Williams | 1988-93 | 1 | 0 | 0 | 1 | 0 | 0 | 6 |
| | Robert Wilson | 1994-96 | 1 | 0 | 1 | 0 | 0 | 0 | 6 |
| | Dick Wood | 1966 | 1 | 1 | 0 | 0 | 0 | 0 | 6 |
| 302. | Van Tiffin | 1987 | 0 | 0 | 0 | 0 | 0 | 4 | 4 |
| 303. | Charlie Anderson | 2008-09 | 0 | 0 | 0 | 0 | 0 | 0 | 2* |
| | Kevin Carter | 2005-06 | 0 | 0 | 0 | 0 | 0 | 0 | 2* |
| | Mike Charles | 1983-86 | 0 | 0 | 0 | 0 | 0 | 0 | 2* |
| | A.J. Duhe | 1977-84 | 0 | 0 | 0 | 0 | 0 | 0 | 2* |
| | Terrence Fede | 2014-17 | 0 | 0 | 0 | 0 | 0 | 0 | 2* |
| | Larry Gordon | 1976-82 | 0 | 0 | 0 | 0 | 0 | 0 | 2* |
| | Jermaine Haley | 2000-02 | 0 | 0 | 0 | 0 | 0 | 0 | 2* |
| | Reggie Howard | 2004-05 | 0 | 0 | 0 | 0 | 0 | 0 | 2* |
| | Sammy Knight | 2003-04 | 0 | 0 | 0 | 0 | 0 | 0 | 2* |
| | Senorise Perry | 2017 | 0 | 0 | 0 | 0 | 0 | 0 | 2* |
| | Don Reese | 1974-76 | 0 | 0 | 0 | 0 | 0 | 0 | 2* |
| | Cameron Wake | 2009-18 | 0 | 0 | 0 | 0 | 0 | 0 | 2* |
| | George Wilson | 1966 | 0 | 0 | 0 | 0 | 0 | 0 | 2# |

** — safety* *# — two point conversion* *^ — defensive two point conversion*

## INTERCEPTIONS

| | PLAYER | YEARS | NO. | YDS. | AVG. | LG | TD |
|---|---|---|---|---|---|---|---|
| 1. | Jake Scott | 1970-75 | 35 | 425 | 12.1 | 47 | 0 |
| 2. | Dick Anderson | 1968-77 | 34 | 792 | 23.3 | 96t | 3 |
| 3. | Sam Madison | 1997-05 | 31 | 487 | 15.7 | 42 | 2 |
| 4. | Glenn Blackwood | 1979-87 | 29 | 398 | 13.7 | 50 | 1 |
| | Patrick Surtain | 1998-04 | 29 | 298 | 10.3 | 43 | 2 |
| 6. | Louis Oliver | 1989-93, 1995-96 | 24 | 569 | 23.7 | 103t | 2 |
| | Terrell Buckley | 1995-99, 2003 | 24 | 425 | 17.7 | 91t | 3 |
| | William Judson | 1982-89 | 24 | 368 | 15.3 | 61t | 2 |
| 9. | Gerald Small | 1978-83 | 23 | 378 | 16.4 | 46t | 1 |
| 10. | Curtis Johnson | 1970-78 | 22 | 190 | 8.6 | 34 | 0 |
| | Tim Foley | 1970-80 | 22 | 96 | 4.4 | 18 | 0 |
| **12.** | **Reshad Jones** | **2010-18** | **21** | **361** | **17.2** | **54** | **4** |
| 13. | Brock Marion | 1998-03 | 20 | 431 | 21.6 | 100t | 2 |
| 14. | Don McNeal | 1980-89 | 18 | 163 | 9.1 | 30 | 2 |
| 15. | Zach Thomas | 1996-07 | 17 | 170 | 10.0 | 34t | 4 |
| 16. | J.B. Brown | 1989-96 | 16 | 293 | 18.3 | 48 | 1 |
| 17. | Dick Westmoreland | 1966-69 | 15 | 231 | 15.4 | 42 | 2 |
| 18. | Troy Vincent | 1992-95 | 14 | 284 | 20.3 | 69 | 2 |
| | Jarvis Williams | 1988-93 | 14 | 216 | 15.4 | 42 | 1 |
| | Lloyd Mumphord | 1969-74 | 14 | 187 | 13.4 | 51 | 2 |
| | Lyle Blackwood | 1981-86 | 14 | 173 | 12.4 | 45 | 0 |
| | Earnie Rhone | 1975-84 | 14 | 110 | 7.9 | 16 | 0 |
| 23. | Brent Grimes | 2013-15 | 13 | 202 | 15.5 | 94t | 2 |
| | Willie West | 1966-68 | 13 | 180 | 13.8 | 32 | 0 |
| | Paul Lankford | 1982-91 | 13 | 89 | 6.8 | 44 | 0 |
| 26. | Charlie Babb | 1972-79 | 12 | 141 | 11.8 | 36 | 0 |
| | Brian Walker | 1997-98, 2000-01 | 12 | 92 | 7.7 | 31 | 0 |
| 28. | Jimmy Warren | 1966-69 | 11 | 247 | 22.5 | 70t | 1 |
| | **Xavien Howard** | **2016-18** | **11** | **123** | **11.2** | **39** | **1** |
| 30. | Vontae Davis | 2009-11 | 9 | 124 | 13.8 | 28 | 1 |
| 31. | Mike Kozlowski | 1979-86 | 8 | 172 | 21.5 | 38t | 2 |
| | Larry Gordon | 1976-82 | 8 | 121 | 15.1 | 36 | 0 |
| | Bob Matheson | 1971-79 | 8 | 111 | 13.9 | 34 | 0 |
| | Jason Taylor | 1997-07, 2009, 2011 | 8 | 110 | 13.8 | 51t | 3 |
| | Nick Buoniconti | 1969-76 | 8 | 89 | 11.1 | 24 | 0 |
| | Jason Allen | 2006-10 | 8 | 41 | 5.1 | 17 | 0 |
| 37. | Sammy Knight | 2003-04 | 7 | 130 | 18.6 | 70 | 0 |
| | Norris Thomas | 1977-79 | 7 | 115 | 16.4 | 53t | 1 |
| | Will Allen | 2006-11 | 7 | 114 | 16.3 | 32t | 1 |
| | André Goodman | 2006-08 | 7 | 76 | 10.9 | 55 | 0 |
| 41. | Renaldo Hill | 2006-08 | 6 | 91 | 15.2 | 24 | 0 |
| | Yeremiah Bell | 2004-11 | 6 | 89 | 14.8 | 29 | 0 |
| | Kim Bokamper | 1977-85 | 6 | 55 | 9.2 | 24t | 1 |
| | John Bramlett | 1967-68 | 6 | 49 | 8.2 | 22 | 0 |
| 45. | Bob Petrella | 1966-71 | 5 | 104 | 20.8 | 33 | 0 |
| | **Kiko Alonso** | **2016-18** | **5** | **100** | **20.0** | **60t** | **1** |
| | Bud Brown | 1984-88 | 5 | 96 | 19.2 | 53 | 0 |

## INTERCEPTIONS

| | PLAYER | YEARS | NO. | YDS. | AVG. | LG | TD |
|---|---|---|---|---|---|---|---|
| | Neal Colzie | 1979 | 5 | 86 | 17.2 | 56 | 0 |
| | Mike Kolen | 1970-77 | 5 | 85 | 17.0 | 29 | 0 |
| | Liffort Hobley | 1987-93 | 5 | 61 | 12.2 | 22 | 0 |
| | Fulton Walker | 1981-85 | 5 | 61 | 12.2 | 30 | 0 |
| | Arturo Freeman | 2000-04 | 5 | 59 | 11.8 | 47 | 0 |
| | Sean Smith | 2009-12 | 5 | 56 | 11.2 | 31 | 0 |
| | Bob Brudzinski | 1981-89 | 5 | 46 | 9.2 | 19 | 0 |
| | Rick Volk | 1977-78 | 5 | 42 | 8.4 | 24 | 0 |
| | Nolan Carroll | 2010-13 | 5 | 25 | 5.0 | 24 | 0 |
| | Shawn Wooden | 1996-99, 2001-04 | 5 | 25 | 5.0 | 15 | 0 |
| | Doug Swift | 1970-75 | 5 | 17 | 3.4 | 12 | 0 |
| | Don Bessillieu | 1979-81 | 5 | 13 | 2.6 | 12 | 0 |
| 60. | Calvin Jackson | 1994-99 | 4 | 105 | 26.3 | 61t | 1 |
| | Lance Schulters | 2005, 2007 | 4 | 78 | 19.5 | 37 | 0 |
| | Tom Erlandson | 1966-67 | 4 | 68 | 17.0 | 37 | 1 |
| | Jimmy Wilson | 2011-14 | 4 | 57 | 14.3 | 31 | 0 |
| | **T.J. McDonald** | **2017-18** | **4** | **48** | **12.0** | **31** | **0** |
| | Frank Emanuel | 1966-69 | 4 | 46 | 12.5 | 24 | 0 |
| | John Offerdahl | 1986-93 | 4 | 44 | 11.0 | 28 | 0 |
| | Tim McKyer | 1990 | 4 | 40 | 10.0 | 21 | 0 |
| | Randy Starks | 2008-14 | 4 | 33 | 8.3 | 18 | 0 |
| | Chris Clemons | 2009-13 | 4 | 29 | 7.3 | 29 | 0 |
| | Gene Atkins | 1994-96 | 4 | 24 | 6.0 | 18 | 0 |
| | Mark Brown | 1983-88 | 4 | 18 | 4.5 | 13 | 0 |
| | Michael Stewart | 1994-96 | 4 | 11 | 2.8 | 11 | 0 |
| | Dimitri Patterson | 2012-13 | 4 | 7 | 1.8 | 3 | 0 |
| | **Bobby McCain** | **2015-18** | **4** | **6** | **1.5** | **6** | **0** |
| | Tony Lippett | 2015-17 | 4 | 0 | 0.0 | 0 | 0 |
| 76. | Vestee Jackson | 1991-93 | 3 | 63 | 21.0 | 30t | 1 |
| | Ed Taylor | 1979-82 | 3 | 55 | 18.3 | 44 | 0 |
| | Rodney Thomas | 1988-90 | 3 | 52 | 17.3 | 48 | 0 |
| | Bryan Cox | 1991-95 | 3 | 38 | 12.7 | 26 | 0 |
| | Travares Tillman | 2005-07 | 3 | 38 | 12.7 | 22 | 0 |
| | Wahoo McDaniel | 1966-68 | 3 | 35 | 11.7 | 20 | 0 |
| | Derrick Rodgers | 1997-02 | 3 | 33 | 11.0 | 21 | 0 |
| | Jerry Wilson | 1996-00 | 3 | 32 | 10.7 | 19 | 0 |
| | Travis Daniels | 2005-07 | 3 | 31 | 10.3 | 29 | 0 |
| | Steve Towle | 1975-80 | 3 | 30 | 10.0 | 16 | 0 |
| | Pete Jaquess | 1966-67 | 3 | 27 | 9.0 | 27 | 1 |
| | A.J. Duhe | 1977-84 | 3 | 18 | 6.0 | 11 | 0 |
| | Ed Weisacosky | 1968-70 | 3 | 10 | 3.3 | 7 | 0 |
| | Aubrey Beavers | 1994-95 | 3 | 8 | 2.7 | 8 | 0 |
| | Nate Jones | 2008-09, 2011 | 3 | 0 | 0.0 | 0 | 0 |
| **91.** | **Minkah Fitzpatrick** | **2018** | **2** | **64** | **32.0** | **50t** | **1** |
| | Donovan Rose | 1986-87 | 2 | 63 | 31.5 | 36 | 0 |
| | Bob Neff | 1966-68 | 2 | 54 | 27.0 | 22 | 0 |
| | Rusty Chambers | 1976-80 | 2 | 53 | 26.5 | 49 | 0 |
| | Dwight Hollier | 1992-99 | 2 | 47 | 23.5 | 36 | 0 |
| | **Walt Aikens** | **2014-18** | **2** | **43** | **21.5** | **43** | **0** |
| | Ken Ellis | 1976 | 2 | 40 | 20.0 | 40 | 0 |
| | Bobby Harden | 1990-93 | 2 | 39 | 19.5 | 22 | 0 |
| | Robert Sowell | 1983-85, 1987 | 2 | 36 | 18.0 | 29 | 0 |
| | Bill Stanfill | 1969-76 | 2 | 32 | 16.0 | 17t | 2 |
| | Kerry Glenn | 1990-92 | 2 | 31 | 15.5 | 31t | 1 |
| | Jamar Fletcher | 2001-03 | 2 | 30 | 15.0 | 30 | 0 |
| | Akin Ayodele | 2008-09 | 2 | 29 | 14.5 | 17 | 0 |
| | Byron Maxwell | 2016-17 | 2 | 29 | 14.5 | 27 | 0 |
| | Dannell Ellerbe | 2013-14 | 2 | 25 | 12.5 | 16 | 0 |
| | Henry Stuckey | 1972-74 | 2 | 25 | 12.5 | 21 | 0 |
| | George Teague | 1997 | 2 | 25 | 12.5 | 23 | 0 |
| | Tyrone Culver | 2008-09 | 2 | 24 | 12.0 | 23 | 0 |
| | Derrick Shelby | 2012-15 | 2 | 24 | 12.0 | 22t | 1 |
| | Joey Porter | 2007-08 | 2 | 19 | 9.5 | 14 | 0 |
| | Isa Abdul-Quddus | 2016 | 2 | 16 | 8.0 | 9 | 0 |
| | Tate Randle | 1987 | 2 | 16 | 8.0 | 11 | 0 |
| | John McGeever | 1966 | 2 | 15 | 7.5 | 15 | 0 |
| | Tom Beier | 1967, 1969 | 2 | 14 | 7.0 | 7 | 0 |
| | Robert Jones | 1998-00 | 2 | 14 | 7.0 | 14t | 1 |
| | Trell Hooper | 1987 | 2 | 11 | 5.5 | 11 | 0 |
| | Benny Sapp | 2010-11 | 2 | 9 | 4.5 | 9 | 0 |
| | Jeris White | 1974-76 | 2 | 4 | 2.0 | 4 | 0 |

## INTERCEPTIONS

| | PLAYER | YEARS | NO. | YDS. | AVG. | LG | TD |
|---|---|---|---|---|---|---|---|
| | Tyrone Braxton | 1994 | 2 | 3 | 1.5 | 3 | 0 |
| | Chris Green | 1991-94 | 2 | 0 | 0.0 | 0 | 0 |
| | Derrick Pope | 2004-07 | 2 | 0 | 0.0 | 0 | 0 |
| 122. | Louis Delmas | 2014 | 1 | 81 | 81.0 | 81t | 1 |
| | Kenny Mixon | 1998-01 | 1 | 56 | 56.0 | 56t | 1 |
| | Marvin Mitchell | 2011 | 1 | 55 | 55.0 | 55 | 0 |
| | Jay Brophy | 1984-86 | 1 | 41 | 41.0 | 41 | 0 |
| | Jared Odrick | 2010-14 | 1 | 39 | 39.0 | 39 | 0 |
| | Zack Bowman | 2015 | 1 | 38 | 38.0 | 38 | 0 |
| | Kevin Burnett | 2011-12 | 1 | 34 | 34.0 | 34t | 1 |
| | Dean Brown | 1970 | 1 | 32 | 32.0 | 32 | 0 |
| | Hugh Green | 1985-91 | 1 | 28 | 28.0 | 28 | 0 |
| | Earl Faison | 1966 | 1 | 26 | 26.0 | 26 | 0 |
| | **Jerome Baker** | **2018** | **1** | **25** | **25.0** | **25t** | **1** |
| | Phillip Merling | 2008-11 | 1 | 25 | 25.0 | 25t | 1 |
| | Vern Den Herder | 1971-82 | 1 | 24 | 24.0 | 24 | 0 |
| | Charles Cornelius | 1977-78 | 1 | 21 | 21.0 | 21 | 0 |
| | Bob Bruggers | 1966-68 | 1 | 20 | 20.0 | 20 | 0 |
| | Ralph Ortega | 1979-80 | 1 | 17 | 17.0 | 13 | 0 |
| | Jordan Phillips | 2015-18 | 1 | 17 | 17.0 | 17 | 0 |
| | Bacarri Rambo | 2016 | 1 | 17 | 17.0 | 17 | 0 |
| | Ted Davis | 1970 | 1 | 15 | 15.0 | 15 | 0 |
| | Karlos Dansby | 2010-12 | 1 | 14 | 14.0 | 14 | 0 |
| | Rick Graf | 1987-90 | 1 | 14 | 14.0 | 14 | 0 |
| | Shawn Lee | 1990-91 | 1 | 14 | 14.0 | 14 | 0 |
| | Cameron Wake | 2009-18 | 1 | 12 | 12.0 | 12 | 0 |
| | **Mike Hull** | **2015-18** | **1** | **8** | **8.0** | **8** | **0** |
| | Richard Marshall | 2012 | 1 | 7 | 7.0 | 7 | 0 |
| | Jackie Shipp | 1984-88 | 1 | 7 | 7.0 | 7 | 0 |
| | Craig Veasey | 1993-94 | 1 | 7 | 7.0 | 7 | 0 |
| | Reggie Howard | 2004-05 | 1 | 5 | 5.0 | 5 | 0 |
| | Eric Kumerow | 1988-90 | 1 | 5 | 5.0 | 5 | 0 |
| | Alex Moyer | 1985-86 | 1 | 4 | 4.0 | 4 | 0 |
| | Greg Jeffries | 1999-00 | 1 | 3 | 3.0 | 3 | 0 |
| | Jack Rudolph | 1966 | 1 | 3 | 3.0 | 3 | 0 |
| | Chris Singleton | 1993-96 | 1 | 3 | 3.0 | 3 | 0 |
| | Brendon Ayanbadejo | 2003-04 | 1 | 2 | 2.0 | 2 | 0 |
| | Larry Ball | 1972-74, 1977-78 | 1 | 2 | 2.0 | 2 | 0 |
| | Mike Charles | 1983-86 | 1 | 2 | 2.0 | 2 | 0 |
| | Channing Crowder | 2005-10 | 1 | 2 | 2.0 | 2 | 0 |
| | Mike Reichenbach | 1990-91 | 1 | 2 | 2.0 | 2 | 0 |
| | Randall Edmunds | 1968-69 | 1 | 1 | 1.0 | 1 | 0 |
| | Bruce Alexander | 1992-93 | 1 | 0 | 0.0 | 0 | 0 |
| | Bob Baumhower | 1977-86 | 1 | 0 | 0.0 | 0 | 0 |
| | Tim Bowens | 1994-04 | 1 | 0 | 0.0 | 0 | 0 |
| | Jeff Cross | 1989-95 | 1 | 0 | 0.0 | 0 | 0 |
| | Scott Galyon | 2000-02 | 1 | 0 | 0.0 | 0 | 0 |
| | Jermaine Haley | 2000-02 | 1 | 0 | 0.0 | 0 | 0 |
| | Neville Hewitt | 2015-17 | 1 | 0 | 0.0 | 0 | 0 |
| | Sean Hill | 1994-96 | 1 | 0 | 0.0 | 0 | 0 |
| | Mack Lamb | 1967-68 | 1 | 0 | 0.0 | 0 | 0 |
| | Michael Lehan | 2006-08 | 1 | 0 | 0.0 | 0 | 0 |
| | Darrell Malone | 1992-94 | 1 | 0 | 0.0 | 0 | 0 |
| | Brice McCain | 2015 | 1 | 0 | 0.0 | 0 | 0 |
| | Cliff Odom | 1990-93 | 1 | 0 | 0.0 | 0 | 0 |
| | Muhammad Oliver | 1994 | 1 | 0 | 0.0 | 0 | 0 |
| | Vern Roberson | 1977 | 1 | 0 | 0.0 | 0 | 0 |
| | Bryant Salter | 1976 | 1 | 0 | 0.0 | 0 | 0 |
| | Terrance Shaw | 2000 | 1 | 0 | 0.0 | 0 | 0 |
| | Donnie Spragan | 2005-07 | 1 | 0 | 0.0 | 0 | 0 |
| | R.J. Stanford | 2012-14 | 1 | 0 | 0.0 | 0 | 0 |
| | Michael Thomas | 2013-17 | 1 | 0 | 0.0 | 0 | 0 |
| | Reggie Torbor | 2008-09 | 1 | 0 | 0.0 | 0 | 0 |
| | Jason Trusnik | 2011-14 | 1 | 0 | 0.0 | 0 | 0 |
| | Jay Williams | 2002-04 | 1 | 0 | 0.0 | 0 | 0 |
| | Jeff Zgonina | 2003-06 | 1 | 0 | 0.0 | 0 | 0 |
| | Daryl Gardener | 1996-01 | 1 | -1 | -1.0 | -1 | 0 |

## SACKS

| | PLAYER | YEARS | NO |
|---|---|---|---|
| 1. | Jason Taylor | 1997-2007, 2009, 2011 | 131.0 |
| 2. | Cameron Wake | 2009-18 | 98.0 |
| 3. | Bill Stanfill | 1969-76 | 69.5 |
| 4. | Doug Betters | 1978-87 | 65.5 |
| 5. | Vern Den Herder | 1971-82 | 64.0 |
| 6. | Jeff Cross | 1988-95 | 59.5 |
| 7. | Trace Armstrong | 1995-2000 | 56.5 |
| 8. | Bob Baumhower | 1977-86 | 39.5 |
| | Kim Bokamper | 1977-85 | 39.5 |
| 10. | A.J. Duhe | 1977-84 | 38.5 |

## KICKOFF RETURNS (Yards)

| | PLAYER | YEARS | NO. | YDS. | AVG. | LG | TD |
|---|---|---|---|---|---|---|---|
| 1. | Wes Welker | 2004-06 | 166 | 3,756 | 22.6 | 95t | 1 |
| 2. | Ted Ginn, Jr. | 2007-09 | 147 | 3,386 | 23.0 | 101t | 2 |
| 3. | Mercury Morris | 1969-75 | 111 | 2,947 | 26.5 | 105t | 3 |
| 4. | Fulton Walker | 1981-85 | 123 | 2,944 | 23.9 | 90t | 1 |
| 5. | Brock Marion | 1998-03 | 107 | 2,517 | 23.5 | 93 | 0 |
| 6. | O.J. McDuffie | 1993-01 | 92 | 2,103 | 22.9 | 48 | 0 |
| 7. | Irving Spikes | 1994-97 | 89 | 2,058 | 23.1 | 59 | 0 |
| 8. | Lorenzo Hampton | 1985-89 | 96 | 2,025 | 21.1 | 46 | 0 |
| 9. | Marcus Thigpen | 2012-13 | 77 | 1,910 | 24.8 | 96t | 1 |
| 10. | Travis Minor | 2001-06 | 84 | 1,837 | 21.9 | 66 | 0 |

## PUNT RETURNS (Yards)

| | PLAYER | YEARS | NO. | FC | YDS. | AVG. | LG | TD |
|---|---|---|---|---|---|---|---|---|
| 1. | Jake Scott | 1970-75 | 127 | 55 | 1,330 | 10.5 | 77t | 1 |
| 2. | Wes Welker | 2004-06 | 127 | 64 | 1,232 | 9.7 | 71 | 0 |
| 3. | Davone Bess | 2008-12 | 115 | 85 | 1,196 | 10.4 | 47 | 0 |
| 4. | O.J. McDuffie | 1993-01 | 127 | 91 | 1,127 | 8.9 | 72t | 2 |
| 5. | Tom Vigorito | 1981-85 | 79 | 22 | 830 | 10.5 | 87t | 2 |
| 6. | Freddie Solomon | 1975-77 | 71 | 5 | 810 | 11.4 | 79t | 2 |
| 7. | Jarvis Landry | 2014-17 | 89 | 53 | 804 | 9.0 | 69t | 1 |
| 8. | Scott Schwedes | 1987-90 | 75 | 18 | 732 | 9.8 | 70t | 1 |
| 9. | Jeff Ogden | 2000-01 | 51 | 22 | 700 | 13.7 | 81t | 1 |
| **10.** | **Jakeem Grant** | **2016-18** | **59** | **20** | **583** | **9.9** | **74t** | **2** |

# TOP 20 SEASON LEADERS

## RUSHING YARDS

| | NAME | YEAR | YARDS |
|---|---|---|---|
| 1. | Ricky Williams | 2002 | 1,853 |
| 2. | Ricky Williams | 2003 | 1,372 |
| 3. | Jay Ajayi | 2016 | 1,272 |
| 4. | Delvin Williams | 1978 | 1,258 |
| 5. | Lamar Smith | 2000 | 1,139 |
| 6. | Ricky Williams | 2009 | 1,121 |
| 7. | Larry Csonka | 1972 | 1,117 |
| 8. | Karim Abdul-Jabbar | 1996 | 1,116 |
| 9. | Lamar Miller | 2014 | 1,099 |
| 10. | Reggie Bush | 2011 | 1,086 |
| 11. | Larry Csonka | 1971 | 1,051 |
| 12. | Ronnie Brown | 2006 | 1,008 |
| 13. | Larry Csonka | 1973 | 1,003 |
| 14. | Mercury Morris | 1972 | 1,000 |
| 15. | Reggie Bush | 2012 | 986 |
| 16. | Lamar Smith | 2001 | 968 |
| 17. | Karim Abdul-Jabbar | 1998 | 960 |
| 18. | Mercury Morris | 1973 | 954 |
| 19. | Ronnie Brown | 2008 | 916 |
| 20. | Mark Higgs | 1992 | 915 |

## PASSING YARDS

| | NAME | YEAR | YARDS |
|---|---|---|---|
| 1. | Dan Marino | 1984 | 5,084 |
| 2. | Dan Marino | 1986 | 4,746 |
| 3. | Dan Marino | 1994 | 4,453 |
| 4. | Dan Marino | 1988 | 4,434 |
| 5. | Ryan Tannehill | 2015 | 4,208 |
| 6. | Dan Marino | 1985 | 4,137 |
| 7. | Dan Marino | 1992 | 4,116 |
| 8. | Ryan Tannehill | 2014 | 4,045 |
| 9. | Dan Marino | 1989 | 3,997 |
| 10. | Dan Marino | 1991 | 3,970 |
| 11. | Ryan Tannehill | 2013 | 3,913 |
| 12. | Dan Marino | 1997 | 3,780 |
| 13. | Dan Marino | 1995 | 3,668 |
| 14. | Chad Pennington | 2008 | 3,653 |
| 15. | Dan Marino | 1990 | 3,563 |
| 16. | Dan Marino | 1998 | 3,497 |
| 17. | Chad Henne | 2010 | 3,301 |
| 18. | Ryan Tannehill | 2012 | 3,294 |
| 19. | Jay Fiedler | 2001 | 3,290 |
| 20. | Dan Marino | 1987 | 3,245 |

## PASSING TOUCHDOWNS

| | NAME | YEAR | TDs |
|---|---|---|---|
| 1. | Dan Marino | 1984 | 48 |
| 2. | Dan Marino | 1986 | 44 |
| 3. | Dan Marino | 1985 | 30 |
| | Dan Marino | 1994 | 30 |
| 5. | Dan Marino | 1988 | 28 |
| 6. | Ryan Tannehill | 2014 | 27 |
| 7. | Dan Marino | 1987 | 26 |
| 8. | Dan Marino | 1991 | 25 |
| 9. | Dan Marino | 1989 | 24 |
| | Dan Marino | 1992 | 24 |
| | Dan Marino | 1995 | 24 |
| | Ryan Tannehill | 2013 | 24 |
| | Ryan Tannehill | 2015 | 24 |
| 14. | Dan Marino | 1998 | 23 |
| 15. | Bob Griese | 1977 | 22 |
| 16. | Bob Griese | 1968 | 21 |
| | Dan Marino | 1990 | 21 |
| 18. | Dan Marino | 1983 | 20 |
| | Jay Fiedler | 2001 | 20 |
| 20. | Bob Griese | 1971 | 19 |
| | Chad Pennington | 2008 | 19 |
| | Ryan Tannehill | 2016 | 19 |
| | Jay Cutler | 2017 | 19 |

## RECEPTIONS

| | NAME | YEAR | REC |
|---|---|---|---|
| 1. | Jarvis Landry | 2017 | 112 |
| 2. | Jarvis Landry | 2015 | 110 |
| 3. | Jarvis Landry | 2016 | 94 |
| 4. | O.J. McDuffie | 1998 | 90 |
| 5. | Mark Clayton | 1988 | 86 |
| | Brandon Marshall | 2010 | 86 |
| 7. | Jarvis Landry | 2014 | 84 |
| 8. | Chris Chambers | 2005 | 82 |
| 9. | Brandon Marshall | 2011 | 81 |
| 10. | Davone Bess | 2010 | 79 |
| 11. | O.J. McDuffie | 1997 | 76 |
| | Davone Bess | 2009 | 76 |
| | Brian Hartline | 2013 | 76 |
| 14. | Terry Kirby (RB) | 1993 | 75 |
| 15. | O.J. McDuffie | 1996 | 74 |
| | Brian Hartline | 2012 | 74 |
| 17. | Mark Clayton | 1984 | 73 |
| | Irving Fryar | 1994 | 73 |
| | Randy McMichael (TE) | 2004 | 73 |
| | Mike Wallace | 2013 | 73 |

## RECEIVING YARDS

| | NAME | YEAR | YARDS |
|---|---|---|---|
| 1. | Mark Clayton | 1984 | 1,389 |
| 2. | Mark Duper | 1986 | 1,313 |
| 3. | Mark Duper | 1984 | 1,306 |
| 4. | Irving Fryar | 1994 | 1,270 |
| 5. | Brandon Marshall | 2011 | 1,214 |
| 6. | Jarvis Landry | 2015 | 1,157 |
| 7. | Mark Clayton | 1986 | 1,150 |
| 8. | Jarvis Landry | 2016 | 1,136 |
| 9. | Mark Clayton | 1988 | 1,129 |
| 10. | Chris Chambers | 2005 | 1,118 |
| 11. | Mark Duper | 1991 | 1,085 |
| 12. | Brian Hartline | 2012 | 1,083 |
| 13. | Mark Clayton | 1991 | 1,053 |
| 14. | O.J. McDuffie | 1998 | 1,050 |
| 15. | Tony Martin | 1999 | 1,037 |
| 16. | Brian Hartline | 2013 | 1,016 |
| 17. | Brandon Marshall | 2010 | 1,014 |
| 18. | Mark Clayton | 1989 | 1,011 |
| 19. | Irving Fryar | 1993 | 1,010 |
| 20. | Mark Duper | 1983 | 1,003 |

## POINTS

| | NAME | YEAR | POINTS |
|---|---|---|---|
| 1. | Olindo Mare | 1999 | 144 |
| 2. | Caleb Sturgis | 2014 | 128 |
| 3. | Pete Stoyanovich | 1992 | 124 |
| 4. | Pete Stoyanovich | 1991 | 121 |
| 5. | Pete Stoyanovich | 1995 | 118 |
| 6. | Garo Yepremian | 1971 | 117 |
| | Olindo Mare | 1997 | 117 |
| | Olindo Mare | 2000 | 117 |
| 9. | Fuad Reveiz | 1985 | 116 |
| 10. | Garo Yepremian | 1972 | 115 |
| | Dan Carpenter | 2010 | 115 |
| 12. | Olindo Mare | 2002 | 114 |
| 13. | Garo Yepremian | 1973 | 113 |
| | Dan Carpenter | 2011 | 113 |
| 15. | Dan Carpenter | 2009 | 112 |
| 16. | Caleb Sturgis | 2013 | 111 |
| 17. | Uwe von Schamann | 1981 | 109 |
| | Pete Stoyanovich | 1993 | 109 |
| 19. | Mark Clayton (WR) | 1984 | 108 |
| | Olindo Mare | 2005 | 108 |

## SACKS

| | NAME | YEAR | SACKS |
|---|---|---|---|
| 1. | Bill Stanfill | 1973 | 18.5 |
| | Jason Taylor | 2002 | 18.5 |
| 3. | Joey Porter | 2008 | 17.5 |
| 4. | Trace Armstrong | 2000 | 16.5 |
| 5. | Doug Betters | 1983 | 16.0 |
| 6. | Adewale Ogunleye | 2003 | 15.0 |
| | Cameron Wake | 2012 | 15.0 |
| 8. | Jason Taylor | 2000 | 14.5 |
| 9. | Doug Betters | 1984 | 14.0 |
| | Bryan Cox | 1992 | 14.0 |
| | Cameron Wake | 2010 | 14.0 |
| 12. | Jason Taylor | 2006 | 13.5 |
| 13. | Jason Taylor | 2003 | 13.0 |
| 14. | Trace Armstrong | 1996 | 12.0 |
| | Jason Taylor | 2005 | 12.0 |
| 16. | Jeff Cross | 1990 | 11.5 |
| | Olivier Vernon | 2013 | 11.5 |
| | Cameron Wake | 2014 | 11.5 |
| | Cameron Wake | 2016 | 11.5 |
| 20. | Mel Branch | 1968 | 11.0 |
| | Vern Den Herder | 1975 | 11.0 |
| | Jason Taylor | 2007 | 11.0 |

## TACKLES

| | NAME | YEAR | TACKLES |
|---|---|---|---|
| 1. | Steve Towle | 1976 | 217 |
| 2. | Zach Thomas | 2002 | 195 |
| 3. | Zach Thomas | 2003 | 184 |
| 4. | Zach Thomas | 1996 | 180 |
| | Zach Thomas | 2001 | 180 |
| 6. | Rusty Chambers | 1979 | 178 |
| 7. | Earnie Rhone | 1981 | 171 |
| 8. | Zach Thomas | 2004 | 168 |
| 9. | Zach Thomas | 1999 | 167 |
| 10. | Zach Thomas | 2005 | 166 |
| 11. | Zach Thomas | 2006 | 165 |
| 12. | Steve Towle | 1975 | 164 |
| 13. | Nick Buoniconti | 1973 | 162 |
| 14. | Zach Thomas | 1998 | 160 |
| 15. | Rusty Chambers | 1978 | 151 |
| 16. | Zach Thomas | 1997 | 149 |
| 17. | Bryan Cox | 1994 | 147 |
| 18. | Nick Buoniconti | 1972 | 146 |
| | Bob Baumhower | 1979 | 146 |
| 20. | Nick Buoniconti | 1970 | 145 |

# DOLPHINS OUTSTANDING PERFORMANCES

## GAMES OF 300+ PASSING YARDS

| | PLAYER | DATE | OPPONENT | ATT. | COMP. | YDS. | TD | INT. | LG |
|---|---|---|---|---|---|---|---|---|---|
| | Dan Marino | 10/23/88 | N.Y. JETS | 60 | 35 | 521 | 3 | 5 | 56 |
| | Dan Marino | 9/4/94 | NEW ENGLAND | 42 | 23 | 473 | 5 | 1 | 64t |
| | Dan Marino | 12/2/84 | L.A. RAIDERS | 57 | 35 | 470 | 4 | 2 | 64 |
| | Dan Marino | 10/1/95 | at Cincinnati | 48 | 33 | 450 | 2 | 1 | 58 |
| | Dan Marino | 9/21/86 | at N.Y. Jets | 50 | 30 | 448 | 6 | 2 | 46t |
| | Dan Marino | 9/25/94 | at Minnesota | 54 | 29 | 431 | 3 | 3 | 43 |
| | Ryan Tannehill | 9/30/12 | at Arizona | 41 | 26 | 431 | 1 | 2 | 80t |
| | Dan Marino | 9/30/84 | at St. Louis | 36 | 24 | 429 | 3 | 0 | 51 |
| | Dan Marino | 9/24/89 | N.Y. JETS | 55 | 33 | 427 | 3 | 2 | 43t |
| | Dan Marino | 11/4/84 | at N.Y. Jets | 42 | 23 | 422 | 2 | 2 | 54 |
| * | Dan Marino | 12/30/95 | at Buffalo | 64 | 33 | 422 | 2 | 3 | 45t |
| * | Dan Marino | 1/6/85 | PITTSBURGH | 32 | 21 | 421 | 4 | 1 | 41 |
| | Chad Henne | 9/12/11 | New England | 49 | 30 | 416 | 2 | 1 | 31 |
| | Joey Harrington | 10/22/06 | GREEN BAY | 62 | 33 | 414 | 2 | 3 | 44 |
| | David Woodley | 10/25/81 | at Dallas | 37 | 21 | 408 | 3 | 5 | 69t |
| | Dan Marino | 12/9/84 | at Indianapolis | 41 | 29 | 404 | 4 | 1 | 42 |
| | Dan Marino | 11/16/86 | at Buffalo | 54 | 39 | 404 | 4 | 0 | 39 |
| | Dan Marino | 12/12/88 | CLEVELAND | 50 | 30 | 404 | 4 | 3 | 46 |
| * | Don Strock | 1/2/82 | SAN DIEGO | 43 | 29 | 403 | 4 | 1 | 50t |
| | Dan Marino | 12/14/86 | at L.A. Rams | 46 | 29 | 403 | 5 | 1 | 69t |
| | Ryan Tannehill | 12/21/14 | MINNESOTA | 47 | 35 | 396 | 4 | 1 | 41 |
| | Dan Marino | 12/20/87 | WASHINGTON | 50 | 22 | 393 | 3 | 1 | 59t |
| | Dan Marino | 10/10/99 | at Indianapolis | 38 | 25 | 393 | 2 | 0 | 62 |
| | Dan Marino | 9/29/85 | at Denver | 43 | 25 | 390 | 3 | 0 | 73 |
| | Dan Marino | 11/23/97 | at New England | 60 | 38 | 389 | 0 | 3 | 27 |
| | Ryan Tannehill | 9/18/16 | at New England | 45 | 32 | 387 | 2 | 2 | 33 |
| | Brock Osweiler | 10/14/18 | CHICAGO | 44 | 28 | 380 | 3 | 2 | 75t |
| | Dan Marino | 12/13/87 | at Philadelphia | 39 | 25 | 376 | 3 | 1 | 54 |
| | Dan Marino | 10/12/97 | at N.Y. Jets | 38 | 27 | 372 | 2 | 0 | 36t |
| | Bernie Kosar | 10/15/95 | at New Orleans | 42 | 29 | 368 | 3 | 2 | 31t |
| | Dan Marino | 12/9/90 | PHILADELPHIA | 54 | 27 | 365 | 2 | 0 | 37 |
| | Steve DeBerg | 12/5/93 | N.Y. Giants | 41 | 26 | 365 | 1 | 2 | 44 |
| | Chad Henne | 9/26/10 | N.Y. JETS | 44 | 26 | 363 | 2 | 1 | 40 |
| | Dan Marino | 11/10/85 | N.Y. JETS | 37 | 21 | 362 | 3 | 3 | 60 |
| | Gus Frerotte | 11/13/05 | NEW ENGLAND | 47 | 25 | 360 | 2 | 1 | 47 |
| | Dan Marino | 11/6/88 | at New England | 51 | 29 | 359 | 1 | 2 | 32 |
| | Dan Marino | 11/12/89 | at N.Y. Jets | 34 | 18 | 359 | 3 | 2 | 78t |
| | Dan Marino | 11/27/94 | at N.Y. Jets | 44 | 31 | 359 | 4 | 2 | 28t |
| | Ryan Tannehill | 9/20/15 | at Jacksonville | 44 | 30 | 359 | 2 | 0 | 48 |
| | Dan Marino | 10/25/92 | INDIANAPOLIS | 45 | 25 | 355 | 2 | 3 | 48t |
| | Dan Marino | 12/21/98 | DENVER | 38 | 23 | 355 | 4 | 1 | 56t |
| | Dan Marino | 11/27/88 | at N.Y. Jets | 35 | 17 | 353 | 5 | 0 | 80t |
| | Ryan Tannehill | 11/29/15 | at N.Y. Jets | 58 | 33 | 351 | 3 | 1 | 40 |
| | Ryan Tannehill | 1/3/16 | NEW ENGLAND | 38 | 25 | 350 | 2 | 0 | 46 |
| | Bob Griese | 11/20/78 | at Houston | 33 | 23 | 349 | 2 | 1 | 47 |
| | Chad Henne | 12/20/09 | at Tennessee | 46 | 29 | 349 | 1 | 3 | 57 |
| | Ryan Tannehill | 12/14/14 | at New England | 47 | 29 | 346 | 1 | 2 | 50 |
| | Dan Marino | 12/8/85 | at Green Bay | 44 | 30 | 345 | 5 | 1 | 61 |
| | Scott Mitchell | 10/31/93 | KANSAS CITY | 33 | 22 | 344 | 3 | 0 | 77t |
| | Steve DeBerg | 12/13/93 | PITTSBURGH | 44 | 27 | 344 | 1 | 2 | 47 |
| | Dan Marino | 12/3/95 | ATLANTA | 50 | 35 | 343 | 2 | 2 | 32 |
| | Chad Pennington | 11/23/08 | NEW ENGLAND | 41 | 24 | 341 | 3 | 1 | 46 |
| | Dan Marino | 12/17/84 | DALLAS | 40 | 23 | 340 | 4 | 2 | 63 |
| | Dan Marino | 12/24/89 | KANSAS City | 47 | 28 | 339 | 3 | 1 | 35 |
| | Dan Marino | 11/18/84 | at San Diego | 41 | 28 | 338 | 2 | 1 | 32 |
| | Dan Marino | 10/12/86 | BUFFALO | 41 | 24 | 337 | 1 | 1 | 39 |
| | Chad Henne | 12/6/09 | NEW ENGLAND | 52 | 29 | 335 | 2 | 1 | 29 |
| | Dan Marino | 10/22/89 | GREEN BAY | 37 | 24 | 333 | 2 | 2 | 61 |
| | Dan Marino | 11/12/95 | NEW ENGLAND | 37 | 27 | 333 | 2 | 2 | 31t |
| | Dan Marino | 11/1/87 | PITTSBURGH | 31 | 25 | 332 | 4 | 2 | 50t |
| | Ryan Tannehill | 12/1/13 | at N.Y. Jets | 43 | 28 | 331 | 2 | 1 | 31t |
| | Dan Marino | 11/17/85 | at Indianapolis | 37 | 22 | 330 | 1 | 0 | 42 |
| | Dan Marino | 9/15/85 | INDIANAPOLIS | 48 | 29 | 329 | 2 | 0 | 26 |
| | Dan Marino | 10/16/88 | SAN DIEGO | 45 | 26 | 329 | 1 | 0 | 51 |
| | Ryan Tannehill | 12/27/15 | INDIANAPOLIS | 38 | 26 | 329 | 0 | 1 | 49 |
| | Jay Fiedler | 12/28/03 | N.Y. JETS | 29 | 21 | 328 | 1 | 1 | 59 |
| | Bob Griese | 9/14/69 | at Cincinnati | 39 | 19 | 327 | 1 | 2 | 50 |

## GAMES OF 300+ PASSING YARDS

| | PLAYER | DATE | OPPONENT | ATT. | COMP. | YDS. | TD | INT. | LG |
|---|---|---|---|---|---|---|---|---|---|
| | Dan Marino | 11/18/91 | BUFFALO | 42 | 23 | 326 | 2 | 2 | 41 |
| | Dan Marino | 9/7/97 | TENNESSEE | 43 | 24 | 324 | 0 | 0 | 50 |
| * | Dan Marino | 1/12/91 | at Buffalo | 49 | 23 | 323 | 3 | 2 | 64t |
| | Dan Marino | 10/12/98 | at Jacksonville | 49 | 30 | 323 | 2 | 1 | 28 |
| | Don Strock | 12/15/79 | N.Y. JETS | 41 | 26 | 322 | 1 | 2 | 38 |
| | Dan Marino | 10/9/83 | BUFFALO | 29 | 19 | 322 | 3 | 2 | 63 |
| | Dan Marino | 9/14/92 | at Cleveland | 35 | 25 | 322 | 1 | 0 | 47 |
| | Dan Marino | 12/27/99 | N.Y. JETS | 52 | 29 | 322 | 3 | 3 | 32t |
| | Chad Henne | 12/27/09 | HOUSTON | 55 | 35 | 322 | 1 | 1 | 35 |
| | Dan Marino | 10/14/84 | HOUSTON | 32 | 25 | 321 | 3 | 0 | 32 |
| | Dan Marino | 10/6/91 | at New England | 38 | 25 | 321 | 2 | 0 | 34 |
| | Dan Marino | 11/16/92 | BUFFALO | 33 | 22 | 321 | 2 | 1 | 55 |
| | Dan Marino | 12/13/98 | N.Y. JETS | 57 | 30 | 321 | 1 | 1 | 31 |
| | Dan Marino | 12/27/98 | at Atlanta | 36 | 21 | 320 | 1 | 2 | 50 |
| | Jay Fiedler | 12/22/01 | at New England | 37 | 21 | 320 | 1 | 0 | 44 |
| | Ryan Tannehill | 9/15/13 | at Indianapolis | 34 | 23 | 319 | 1 | 0 | 67 |
| | Ryan Tannehill | 9/25/16 | Cleveland | 39 | 25 | 319 | 3 | 2 | 42t |
| ** | Dan Marino | 1/20/85 | vs. San Francisco | 50 | 29 | 318 | 1 | 2 | 30 |
| | Trent Green | 9/23/07 | at N.Y. Jets | 36 | 23 | 318 | 1 | 1 | 43 |
| | Dan Marino | 10/21/84 | at New England | 39 | 24 | 316 | 4 | 1 | 28 |
| | Cleo Lemon | 12/16/07 | BALTIMORE | 39 | 23 | 315 | 1 | 0 | 64t |
| | Chad Pennington | 10/26/08 | BALTIMORE | 30 | 22 | 314 | 1 | 0 | 64 |
| | Dan Marino | 12/5/99 | INDIANAPOLIS | 38 | 24 | 313 | 3 | 1 | 33t |
| | Dan Marino | 11/20/94 | at Pittsburgh | 45 | 31 | 312 | 1 | 1 | 45 |
| | Ryan Tannehill | 12/15/13 | NEW ENGLAND | 37 | 25 | 312 | 3 | 0 | 39t |
| | Dan Marino | 9/2/84 | at Washington | 28 | 21 | 311 | 5 | 0 | 74 |
| | Dan Marino | 12/4/94 | BUFFALO | 42 | 25 | 311 | 3 | 3 | 45t |
| | Jay Cutler | 11/5/17 | Oakland | 42 | 34 | 311 | 3 | 0 | 27 |
| | Dan Marino | 12/7/97 | DETROIT | 39 | 24 | 310 | 2 | 1 | 27t |
| | Jay Fiedler | 9/29/02 | at Kansas City | 45 | 29 | 310 | 1 | 4 | 38 |
| | Ryan Tannehill | 11/24/13 | CAROLINA | 42 | 28 | 310 | 1 | 1 | 57 |
| | David Woodley | 9/27/81 | at Baltimore | 30 | 19 | 309 | 2 | 0 | 48 |
| | John Stofa | 12/18/66 | HOUSTON | 38 | 22 | 307 | 4 | 2 | 48t |
| | Dan Marino | 12/1/91 | TAMPA BAY | 32 | 20 | 307 | 2 | 0 | 51 |
| | Chad Henne | 11/28/10 | at Oakland | 30 | 17 | 307 | 2 | 1 | 57t |
| | Ryan Tannehill | 10/6/13 | BALTIMORE | 40 | 21 | 307 | 1 | 0 | 49 |
| | Ryan Tannehill | 11/8/15 | at Buffalo | 35 | 26 | 307 | 0 | 0 | 46 |
| | Bob Griese | 10/17/76 | KANSAS CITY | 35 | 25 | 306 | 1 | 2 | 39 |
| | Chad Henne | 10/4/10 | NEW ENGLAND | 38 | 28 | 305 | 2 | 3 | 28t |
| | Dan Marino | 12/4/88 | INDIANAPOLIS | 32 | 26 | 304 | 3 | 1 | 55 |
| | Dan Marino | 11/30/86 | ATLANTA | 40 | 20 | 303 | 2 | 4 | 54t |
| | Dan Marino | 10/25/87 | BUFFALO | 36 | 24 | 303 | 4 | 0 | 25t |
| | A.J. Feeley | 12/5/04 | BUFFALO | 51 | 25 | 303 | 3 | 5 | 36 |
| | Dan Marino | 10/20/85 | TAMPA BAY | 39 | 27 | 302 | 3 | 1 | 42 |
| | Dan Marino | 9/28/86 | SAN FRANCISCO | 46 | 27 | 301 | 1 | 4 | 24 |
| | Dan Marino | 12/10/89 | NEW ENGLAND | 32 | 21 | 300 | 0 | 1 | 36 |
| | Ryan Tannehill | 10/29/15 | at New England | 44 | 28 | 300 | 0 | 2 | 29 |

## GAMES OF 100+ RECEIVING YARDS

| PLAYER | DATE | OPPONENT | NO. | YDS. | TD | LG |
|---|---|---|---|---|---|---|
| Brian Hartline | 9/30/12 | at Arizona | 12 | 253 | 1 | 80t |
| Chris Chambers | 12/4/05 | BUFFALO | 15 | 238 | 1 | 57 |
| Mark Duper | 11/10/85 | N.Y. JETS | 8 | 217 | 2 | 60t |
| Irving Fryar | 9/4/94 | NEW ENGLAND | 5 | 211 | 3 | 54t |
| Nat Moore | 10/4/81 | N.Y. JETS | 7 | 210 | 2 | 52 |
| Mark Duper | 10/9/83 | BUFFALO | 7 | 202 | 2 | 63 |
| Duriel Harris | 10/28/79 | GREEN BAY | 10 | 180 | 1 | 37t |
| **Kenny Stills** | **11/19/17** | **TAMPA BAY** | **7** | **180** | **1** | **61t** |
| Mark Duper | 9/2/84 | at Washington | 6 | 178 | 2 | 74t |
| Mark Clayton | 12/2/84 | L.A. RAIDERS | 9 | 177 | 2 | 64t |
| Ted Ginn, Jr. | 10/26/08 | BUFFALO | 7 | 175 | 0 | 64 |
| Mark Clayton | 9/21/86 | at N.Y. Jets | 8 | 174 | 1 | 42 |
| Mark Duper | 9/23/84 | INDIANAPOLIS | 7 | 173 | 2 | 80t |
| Mark Duper | 12/20/87 | WASHINGTON | 6 | 170 | 3 | 59t |
| Tony Martin | 10/10/99 | at Indianapolis | 10 | 166 | 1 | 40 |
| Brandon Marshall | 9/26/10 | N.Y. JETS | 10 | 166 | 1 | 40 |
| Duriel Harris | 10/25/81 | at Dallas | 6 | 165 | 0 | 45 |
| Jarvis Landry | 11/29/15 | at N.Y. Jets | 13 | 165 | 1 | 40 |
| Jimmy Cefalo | 10/25/81 | at Dallas | 5 | 164 | 1 | 69t |
| Mark Duper | 9/30/84 | at St. Louis | 8 | 164 | 0 | 51 |

## GAMES OF 100+ RECEIVING YARDS

| | PLAYER | DATE | OPPONENT | NO. | YDS. | TD | LG |
|---|---|---|---|---|---|---|---|
| | Bo Roberson | 12/4/66 | at Denver | 6 | 161 | 0 | 71 |
| | Irving Fryar | 9/25/94 | at Minnesota | 6 | 160 | 0 | 43 |
| | Paul Warfield | 11/14/71 | PITTSBURGH | 3 | 158 | 3 | 86t |
| | Mark Duper | 11/4/84 | at N.Y. Jets | 7 | 155 | 0 | 54 |
| | **Albert Wilson** | **10/14/18** | **CHICAGO** | **6** | **155** | **2** | **75t** |
| | Mark Duper | 9/21/86 | at N.Y. Jets | 7 | 154 | 2 | 46t |
| * | O.J. McDuffie | 12/30/95 | at Buffalo | 11 | 154 | 1 | 31 |
| | Mark Clayton | 10/23/88 | N.Y. JETS | 10 | 153 | 2 | 45t |
| | Oronde Gadsden | 12/27/98 | at Atlanta | 9 | 153 | 0 | 50 |
| | Chris Chambers | 12/28/03 | N.Y. JETS | 9 | 153 | 1 | 24 |
| | Mark Clayton | 12/17/84 | DALLAS | 4 | 150 | 3 | 63t |
| * | Mark Duper | 1/6/85 | PITTSBURGH | 5 | 148 | 2 | 41t |
| | Terry Kirby | 12/19/93 | Buffalo | 9 | 148 | 1 | 30t |
| | Paul Warfield | 9/19/71 | at Denver | 6 | 146 | 1 | 36 |
| | Chris Chambers | 1/2/05 | at Baltimore | 4 | 146 | 1 | 76t |
| | Duriel Harris | 11/8/81 | at New England | 8 | 145 | 0 | 55 |
| | Mark Duper | 12/14/86 | at L.A. Rams | 5 | 145 | 3 | 69t |
| | Nat Moore | 12/17/77 | BUFFALO | 5 | 144 | 1 | 67 |
| | Mark Clayton | 9/30/84 | at St. Louis | 5 | 143 | 1 | 42 |
| | Mark Clayton | 9/7/86 | at San Diego | 5 | 143 | 2 | 49t |
| | Brandon Marshall | 12/24/11 | at New England | 6 | 143 | 1 | 47 |
| | Otto Stowe | 11/27/72 | ST. LOUIS | 6 | 140 | 2 | 37t |
| * | Paul Warfield | 12/25/71 | at Kansas City | 7 | 140 | 0 | 42 |
| | Paul Warfield | 11/17/74 | BUFFALO | 4 | 139 | 1 | 54 |
| | Fred Barnett | 12/8/96 | N.Y. GIANTS | 4 | 139 | 0 | 66 |
| | Brandon Marshall | 9/12/11 | New England | 7 | 139 | 0 | 31 |
| | Mark Clayton | 9/1/91 | at Buffalo | 6 | 138 | 2 | 43t |
| | Chris Chambers | 12/15/02 | OAKLAND | 7 | 138 | 0 | 40 |
| | Patrick Cobbs | 10/12/08 | at Houston | 3 | 138 | 2 | 80t |
| | O.J. McDuffie | 10/27/97 | CHICAGO | 7 | 137 | 0 | 55 |
| | Lamar Thomas | 12/21/98 | DENVER | 6 | 136 | 3 | 56t |
| | O.J. McDuffie | 9/7/97 | TENNESSEE | 8 | 135 | 0 | 50 |
| | Jarvis Landry | 9/18/16 | at New England | 10 | 135 | 0 | 33 |
| | **Kenny Stills** | **12/9/18** | **NEW ENGLAND** | **8** | **135** | **1** | **43** |
| | Mark Duper | 10/30/83 | L.A. RAMS | 7 | 134 | 1 | 46t |
| | Mark Duper | 12/9/91 | CINCINNATI | 7 | 134 | 1 | 43t |
| | **DeVante Parker** | **10/25/18** | **at Houston** | **6** | **134** | **0** | **46** |
| | Paul Warfield | 12/10/72 | at N.Y. Giants | 4 | 132 | 1 | 44 |
| | Mark Duper | 10/23/88 | N Y. JETS | 6 | 132 | 0 | 56 |
| | O.J. McDuffie | 11/8/98 | INDIANAPOLIS | 9 | 132 | 2 | 61t |
| | Mark Duper | 10/15/89 | at Cincinnati | 5 | 129 | 0 | 41 |
| | Davone Bess | 11/25/12 | Seattle | 7 | 129 | 0 | 39 |
| | Bo Roberson | 9/18/66 | at Buffalo | 5 | 128 | 1 | 54t |
| | Marlin Briscoe | 11/12/72 | NEW ENGLAND | 4 | 128 | 2 | 51t |
| | Mark Clayton | 12/3/89 | at Kansas City | 9 | 128 | 1 | 47 |
| | Chris Chambers | 10/24/04 | ST. LOUIS | 3 | 128 | 1 | 71t |
| | Duriel Harris | 10/9/77 | at Baltimore | 4 | 127 | 0 | 47 |
| | Nat Moore | 9/30/79 | at N.Y. Jets | 8 | 127 | 1 | 36 |
| | Mark Clayton | 12/9/84 | at Indianapolis | 9 | 127 | 1 | 32 |
| | Brandon Marshall | 10/17/10 | at Green Bay | 10 | 127 | 0 | 23 |
| | Brian Hartline | 12/1/13 | at N.Y. Jets | 9 | 127 | 1 | 31t |
| | Mike Wallace | 11/24/13 | CAROLINA | 5 | 127 | 1 | 57 |
| | Jack Clancy | 12/3/67 | at Houston | 7 | 126 | 1 | 44t |
| * | Paul Warfield | 1/2/72 | BALTIMORE | 2 | 125 | 1 | 75t |
| | Mark Clayton | 11/12/89 | at N.Y. Jets | 4 | 125 | 1 | 78t |
| | Mark Duper | 10/7/90 | N.Y. JETS | 5 | 125 | 2 | 69t |
| | Howard Twilley | 11/3/68 | at San Diego | 7 | 124 | 1 | 38 |
| | Nat Moore | 10/10/76 | at Baltimore | 3 | 124 | 1 | 67t |
| | Chris Chambers | 12/22/01 | at New England | 7 | 124 | 0 | 44 |
| | Mark Duper | 9/13/87 | at New England | 9 | 123 | 2 | 26 |
| | Oronde Gadsden | 10/10/99 | at Indianapolis | 4 | 123 | 1 | 62 |
| | Marty Booker | 10/10/04 | at New England | 7 | 123 | 0 | 45 |
| | Davone Bess | 9/30/12 | at Arizona | 7 | 123 | 0 | 21 |
| | Paul Warfield | 10/10/70 | at N.Y. Jets | 5 | 122 | 1 | 40 |
| | Mark Clayton | 11/3/85 | at New England | 7 | 122 | 0 | 39 |
| | Mark Clayton | 10/29/89 | at Buffalo | 7 | 122 | 1 | 44t |
| | Mel Baker | 12/15/74 | NEW ENGLAND | 4 | 121 | 2 | 46t |
| | Nat Moore | 9/23/79 | CHICAGO | 5 | 121 | 0 | 36 |
| | Mark Duper | 11/20/83 | BALTIMORE | 5 | 121 | 1 | 85t |
| | O.J. McDuffie | 10/20/96 | at Philadelphia | 7 | 121 | 2 | 36 |
| | Chris Chambers | 12/11/05 | at San Diego | 8 | 121 | 2 | 35t |

## GAMES OF 100+ RECEIVING YARDS

| PLAYER | DATE | OPPONENT | NO. | YDS. | TD | LG |
|---|---|---|---|---|---|---|
| Chris Chambers | 12/3/06 | JACKSONVILLE | 8 | 121 | 0 | 46 |
| Paul Warfield | 10/3/70 | OAKLAND | 3 | 120 | 2 | 54t |
| Tony Nathan | 9/29/85 | at Denver | 10 | 120 | 0 | 73 |
| Tony Martin | 9/10/00 | at Minnesota | 6 | 120 | 0 | 44 |
| Rishard Matthews | 11/11/13 | at Tampa Bay | 11 | 120 | 2 | 19t |
| Jarvis Landry | 9/25/16 | Cleveland | 7 | 120 | 1 | 42t |
| Duriel Harris | 11/18/79 | at Cleveland | 4 | 119 | 0 | 51 |
| Fred Banks | 12/10/89 | NEW ENGLAND | 6 | 119 | 0 | 36 |
| Oronde Gadsden | 10/23/00 | at N.Y. Jets | 7 | 119 | 0 | 29 |
| Tony Nathan | 9/28/80 | NEW ORLEANS | 7 | 118 | 0 | 22 |
| Mark Duper | 10/16/88 | SAN DIEGO | 7 | 118 | 1 | 51 |
| Fred Banks | 12/12/88 | CLEVELAND | 6 | 118 | 0 | 46 |
| * O.J. McDuffie | 1/9/99 | at Denver | 9 | 118 | 0 | 23 |
| Tony Martin | 10/17/99 | at New England | 7 | 118 | 1 | 69t |
| Chris Chambers | 9/7/03 | HOUSTON | 7 | 118 | 2 | 57t |
| Duriel Harris | 9/9/79 | SEATTLE | 5 | 117 | 0 | 51 |
| * Mark Duper | 12/31/83 | SEATTLE | 9 | 117 | 1 | 32t |
| Ferrell Edmunds | 11/27/88 | at N.Y. Jets | 2 | 117 | 1 | 80t |
| Mark Ingram | 11/27/94 | at N.Y. Jets | 9 | 117 | 4 | 28t |
| Davone Bess | 12/6/09 | NEW ENGLAND | 10 | 117 | 1 | 19 |
| Duriel Harris | 11/12/76 | BALTIMORE | 5 | 116 | 0 | 44 |
| Duriel Harris | 11/25/79 | at Baltimore | 7 | 116 | 2 | 31t |
| Mark Clayton | 11/27/88 | at N.Y. Jets | 7 | 116 | 2 | 31t |
| Oronde Gadsden | 11/25/01 | at Buffalo | 8 | 116 | 0 | 42 |
| Mark Duper | 11/30/86 | ATLANTA | 4 | 115 | 1 | 54t |
| Marty Booker | 11/23/06 | at Detroit | 7 | 115 | 2 | 48 |
| Mike Wallace | 9/15/13 | at Indianapolis | 9 | 115 | 1 | 34 |
| Rishard Matthews | 9/20/15 | at Jacksonville | 6 | 115 | 0 | 48 |
| Jack Clancy | 11/19/67 | at Oakland | 8 | 114 | 0 | 39 |
| Nat Moore | 9/25/77 | at San Francisco | 3 | 114 | 2 | 73t |
| Duriel Harris | 11/30/81 | PHILADELPHIA | 9 | 114 | 1 | 39 |
| * Tony Nathan | 1/2/82 | SAN DIEGO | 9 | 114 | 1 | 32 |
| Freddie Solomon | 12/5/76 | BUFFALO | 5 | 114 | 1 | 53t |
| * Tony Nathan | 1/6/85 | PITTSBURGH | 8 | 114 | 0 | 30 |
| Oronde Gadsden | 1/2/00 | at Washington | 9 | 114 | 1 | 26 |
| Brian Hartline | 9/8/13 | at Cleveland | 9 | 114 | 1 | 34t |
| Charles Clay | 12/21/14 | MINNESOTA | 6 | 114 | 0 | 41 |
| Joe Auer | 9/17/67 | DENVER | 2 | 113 | 1 | 68t |
| Marlin Briscoe | 9/15/74 | at New England | 9 | 113 | 1 | 20 |
| Nat Moore | 11/2/75 | at Chicago | 4 | 113 | 1 | 79t |
| Mark Duper | 9/24/89 | N.Y. JETS | 6 | 113 | 0 | 26 |
| * Mark Duper | 1/12/91 | at Buffalo | 3 | 113 | 1 | 64t |
| Irving Fryar | 11/20/94 | at Pittsburgh | 6 | 113 | 0 | 45 |
| Irving Fryar | 9/10/95 | at New England | 3 | 113 | 2 | 67t |
| Chris Chambers | 11/11/01 | at Indianapolis | 3 | 113 | 2 | 74t |
| Rishard Matthews | 9/27/15 | BUFFALO | 6 | 113 | 2 | 46t |
| Irving Fryar | 11/13/94 | CHICAGO | 9 | 112 | 0 | 21 |
| James McKnight | 11/24/02 | SAN DIEGO | 3 | 111 | 1 | 77 |
| Davone Bess | 11/28/10 | at Oakland | 6 | 111 | 0 | 29 |
| Greg Camarillo | 11/2/08 | at Denver | 11 | 111 | 0 | 23 |
| Brian Hartline | 9/16/12 | Oakland | 9 | 111 | 0 | 21 |
| Jarvis Landry | 12/27/15 | Indianapolis | 7 | 111 | 0 | 26 |
| Frank Jackson | 12/18/66 | HOUSTON | 4 | 110 | 1 | 48t |
| Mark Clayton | 10/7/84 | at Pittsburgh | 5 | 110 | 0 | 33 |
| Mark Duper | 11/2/86 | HOUSTON | 2 | 110 | 1 | 85t |
| Jim Jensen | 11/6/88 | at New England | 12 | 110 | 0 | 17 |
| Scott Schwedes | 12/18/88 | at Pittsburgh | 4 | 110 | 0 | 42 |
| Tony Martin | 10/4/93 | Washington | 4 | 110 | 1 | 80t |
| Irving Fryar | 12/4/94 | BUFFALO | 5 | 110 | 2 | 45t |
| Irving Fryar | 9/3/95 | N.Y. JETS | 5 | 110 | 2 | 50t |
| O.J. McDuffie | 11/23/97 | at New England | 9 | 110 | 0 | 27 |
| Marty Booker | 10/22/06 | GREEN BAY | 7 | 110 | 1 | 40 |
| Greg Camarillo | 12/13/09 | at Jacksonville | 7 | 110 | 0 | 24 |
| Jarvis Landry | 9/20/15 | at Jacksonville | 8 | 110 | 0 | 36 |
| Jim Kiick | 10/26/69 | BUFFALO | 3 | 109 | 1 | 53t |
| Duriel Harris | 9/11/83 | NEW ENGLAND | 4 | 109 | 1 | 64t |
| Nat Moore | 9/29/85 | at Denver | 5 | 109 | 1 | 69t |
| Mark Clayton | 10/19/86 | L.A. RAIDERS | 4 | 109 | 1 | 68t |
| Mark Duper | 11/16/86 | at Buffalo | 7 | 109 | 1 | 27t |
| * Keith Jackson | 1/8/95 | at San Diego | 8 | 109 | 2 | 31 |
| Tony Martin | 12/5/99 | INDIANAPOLIS | 6 | 109 | 1 | 33t |

## GAMES OF 100+ RECEIVING YARDS

| PLAYER | DATE | OPPONENT | NO. | YDS. | TD | LG |
|---|---|---|---|---|---|---|
| Chris Chambers | 9/16/07 | DALLAS | 9 | 109 | 0 | 24 |
| Greg Camarillo | 12/16/07 | BALTIMORE | 3 | 109 | 1 | 64t |
| Brandon Marshall | 10/17/11 | at N.Y. Jets | 6 | 109 | 0 | 46 |
| Charles Clay | 9/15/13 | at Indianapolis | 5 | 109 | 0 | 67 |
| Paul Warfield | 10/31/71 | at L.A. Rams | 3 | 108 | 1 | 74t |
| Mark Clayton | 12/12/88 | CLEVELAND | 8 | 108 | 2 | 21 |
| O.J. McDuffie | 11/6/94 | INDIANAPOLIS | 7 | 108 | 1 | 28t |
| Ted Ginn, Jr. | 9/21/09 | INDIANAPOLIS | 11 | 108 | 0 | 21 |
| Jarvis Landry | 12/17/16 | at N.Y. Jets | 3 | 108 | 1 | 66t |
| Mark Duper | 12/2/85 | CHICAGO | 5 | 107 | 0 | 52 |
| Scott Schwedes | 11/12/89 | at N.Y. Jets | 3 | 107 | 1 | 65t |
| Terry Kirby | 12/13/93 | Pittsburgh | 7 | 107 | 0 | 47 |
| Anthony Fasano | 11/14/10 | TENNESSEE | 5 | 107 | 1 | 31 |
| Brian Hartline | 11/4/12 | at Indianapolis | 8 | 107 | 0 | 35 |
| Jakeem Grant | 12/24/17 | at Kansas City | 4 | 107 | 1 | 65t |
| Larry Seiple | 11/16/69 | at Buffalo | 8 | 106 | 0 | 25 |
| Nat Moore | 10/17/76 | KANSAS CITY | 5 | 106 | 0 | 39 |
| * Duriel Harris | 1/2/82 | SAN DIEGO | 6 | 106 | 0 | 34 |
| Mark Clayton | 10/28/84 | BUFFALO | 3 | 106 | 2 | 65t |
| Mark Clayton | 9/15/85 | INDIANAPOLIS | 8 | 106 | 1 | 26 |
| Tony Martin | 12/1/91 | TAMPA BAY | 5 | 106 | 1 | 51 |
| Mark Duper | 12/15/91 | at San Diego | 8 | 106 | 0 | 39 |
| O.J. McDuffie | 11/10/96 | INDIANAPOLIS | 6 | 106 | 1 | 36 |
| Charles Jordan | 11/30/97 | at Oakland | 5 | 106 | 2 | 44t |
| Brandon Marshall | 12/19/10 | BUFFALO | 11 | 106 | 1 | 16 |
| Brandon Marshall | 11/6/11 | at Kansas City | 8 | 106 | 1 | 30 |
| **DeVante Parker** | **1/3/16** | **NEW ENGLAND** | **5** | **106** | **1** | **46** |
| **DeVante Parker** | **9/18/16** | **at New England** | **8** | **106** | **0** | **28** |
| **Kenny Stills** | **9/9/18** | **TENNESSEE** | **4** | **106** | **2** | **75t** |
| Nat Moore | 11/4/84 | at N.Y. Jets | 5 | 105 | 1 | 37t |
| Andre Brown | 10/29/89 | at Buffalo | 5 | 105 | 1 | 44t |
| O.J. McDuffie | 12/13/98 | N.Y. JETS | 11 | 105 | 1 | 20 |
| Mike Wallace | 10/6/13 | BALTIMORE | 7 | 105 | 0 | 49 |
| Mike Wallace | 12/15/13 | NEW ENGLAND | 6 | 105 | 1 | 39 |
| Joe Auer | 11/27/66 | NEW ENGLAND | 5 | 104 | 1 | 22 |
| Karl Noonan | 9/14/68 | HOUSTON | 7 | 104 | 1 | 44 |
| Paul Warfield | 10/3/71 | N.Y. JETS | 4 | 104 | 0 | – |
| Paul Warfield | 9/15/74 | at New England | 5 | 104 | 0 | 39 |
| Howard Twilley | 10/17/76 | KANSAS CITY | 8 | 104 | 1 | 20 |
| Mark Clayton | 12/13/87 | at Philadelphia | 7 | 104 | 2 | 21 |
| Tony Martin | 10/13/91 | at Kansas City | 4 | 104 | 0 | 54 |
| Chris Chambers | 11/7/04 | ARIZONA | 7 | 104 | 0 | 30 |
| Marty Booker | 9/11/05 | DENVER | 5 | 104 | 1 | 60t |
| Mike Wallace | 12/14/14 | at New England | 5 | 104 | 1 | 50 |
| Paul Warfield | 12/15/73 | DETROIT | 6 | 103 | 4 | 29 |
| Irving Fryar | 9/26/93 | at Buffalo | 7 | 103 | 1 | 36t |
| Mark Ingram | 10/31/93 | Kansas city | 4 | 103 | 1 | 77t |
| Irving Fryar | 11/7/93 | at N. Y. Jets | 6 | 103 | 1 | 65t |
| Irving Fryar | 11/27/94 | at N.Y. Jets | 5 | 103 | 0 | 25 |
| Oronde Gadsden | 12/5/99 | INDIANAPOLIS | 6 | 103 | 1 | 24t |
| Chris Chambers | 11/21/04 | at Seattle | 9 | 103 | 1 | 28 |
| Marty Booker | 12/10/06 | NEW ENGLAND | 8 | 103 | 1 | 32t |
| Brandon Marshall | 11/24/11 | at Dallas | 5 | 103 | 1 | 39 |
| **DeVante Parker** | **11/13/16** | **at San Diego** | **5** | **103** | **0** | **56** |
| Jarvis Landry | 12/11/16 | ARIZONA | 4 | 103 | 0 | 71 |
| Jack Clancy | 10/8/67 | KANSAS CITY | 6 | 102 | 0 | 28 |
| Larry Seiple | 11/2/69 | at N.Y. Jets | 7 | 102 | 2 | 29t |
| Nat Moore | 11/9/75 | N.Y. JETS | 4 | 102 | 0 | 63 |
| Nat Moore | 12/15/79 | N.Y. JETS | 5 | 102 | 0 | 34 |
| Tony Nathan | 11/20/80 | SAN DIEGO | 7 | 102 | 1 | 20 |
| Mark Duper | 9/28/86 | SAN FRANCISCO | 7 | 102 | 0 | 24 |
| Mark Duper | 10/5/86 | at New England | 4 | 102 | 0 | 45 |
| Mark Clayton | 12/10/89 | NEW ENGLAND | 6 | 102 | 0 | 34 |
| Mark Clayton | 12/24/89 | KANSAS CITY | 6 | 102 | 1 | 35 |
| O.J. McDuffie | 11/29/98 | NEW ORLEANS | 9 | 102 | 3 | 22t |
| Tony Martin | 12/27/99 | N.Y. JETS | 6 | 102 | 1 | 32t |
| Oronde Gadsden | 11/4/01 | CAROLINA | 5 | 102 | 0 | 61 |
| Chris Chambers | 9/29/02 | at Kansas City | 6 | 102 | 0 | 38 |
| Randy McMichael | 10/19/03 | NEW ENGLAND | 8 | 102 | 0 | 22 |
| Marty Booker | 11/13/05 | NEW ENGLAND | 5 | 102 | 0 | 35 |
| Brandon Marshall | 12/26/10 | DETROIT | 10 | 102 | 0 | 14 |

## GAMES OF 100+ RECEIVING YARDS

| | PLAYER | DATE | OPPONENT | NO. | YDS. | TD | LG |
|---|---|---|---|---|---|---|---|
| * | Jarvis Landry | 1/8/17 | at Pittsburgh | 11 | 102 | 0 | 17 |
| | Jim Mandich | 9/29/74 | at San Diego | 4 | 101 | 0 | 44 |
| * | Tony Nathan | 1/4/86 | CLEVELAND | 10 | 101 | 0 | 39 |
| | Tony Nathan | 9/28/86 | SAN FRANCISCO | 10 | 101 | 0 | 18 |
| | Mark Duper | 10/19/86 | L.A. RAIDERS | 5 | 101 | 0 | 44 |
| | Tony Martin | 9/13/99 | at Denver | 4 | 101 | 0 | 40 |
| | Chris Chambers | 11/25/01 | at Buffalo | 5 | 101 | 2 | 32t |
| | Chris Chambers | 11/27/05 | at Oakland | 6 | 101 | 0 | 24 |
| | Chris Chambers | 9/23/07 | at N.Y. Jets | 6 | 101 | 0 | 26 |
| | Mark Duper | 11/1/87 | PITTSBURGH | 5 | 100 | 1 | 50t |
| | Mark Clayton | 9/29/91 | at N.Y. Jets | 7 | 100 | 1 | 25 |
| | Mark Duper | 11/16/92 | BUFFALO | 5 | 100 | 0 | 55 |
| | Keith Jackson | 9/18/94 | N.Y. JETS | 6 | 100 | 0 | 35 |
| | Charles Jordan | 9/14/97 | at Green Bay | 4 | 100 | 1 | 44 |
| | **Kenny Stills** | **10/23/16** | **BUFFALO** | **5** | **100** | **1** | **66t** |

## GAMES OF 100+ RUSHING YARDS

| | PLAYER | DATE | OPPONENT | ATT. | YDS. | TD | LG |
|---|---|---|---|---|---|---|---|
| | Ricky Williams | 12/1/02 | at Buffalo | 27 | 228 | 2 | 55t |
| | Ricky Williams | 12/9/02 | CHICAGO | 31 | 216 | 2 | 63t |
| | Jay Ajayi | 10/23/16 | BUFFALO | 28 | 214 | 1 | 53 |
| * | Lamar Smith | 12/30/00 | INDIANAPOLIS | 40 | 209 | 2 | 24 |
| | Jay Ajayi | 12/24/16 | at Buffalo | 32 | 206 | 1 | 57 |
| | Jay Ajayi | 10/16/16 | PITTSBURGH | 25 | 204 | 2 | 62t |
| | Reggie Bush | 12/18/11 | at Buffalo | 25 | 203 | 1 | 76t |
| + | Mercury Morris | 9/30/73 | NEW ENGLAND | 15 | 197 | 3 | 70t |
| | Ricky Williams | 12/29/02 | at New England | 31 | 185 | 2 | 30 |
| | Lamar Miller | 12/28/14 | N.Y. JETS | 19 | 178 | 1 | 97t |
| | Lamar Miller | 10/25/15 | HOUSTON | 14 | 175 | 1 | 85t |
| | Gary Davis | 12/17/77 | BUFFALO | 26 | 172 | 1 | 60t |
| | Ricky Williams | 12/24/05 | TENNESSEE | 26 | 172 | 1 | 35 |
| | Reggie Bush | 9/16/12 | Oakland | 26 | 172 | 2 | 65t |
| | Troy Stradford | 11/22/87 | at Dallas | 17 | 169 | 1 | 51 |
| | Sammie Smith | 9/9/90 | at New England | 23 | 159 | 1 | 27 |
| | Lamar Smith | 1/6/02 | BUFFALO | 30 | 158 | 1 | 25 |
| | Ronnie Brown | 11/5/06 | at Chicago | 29 | 157 | 0 | 27 |
| | Lamar Smith | 10/23/00 | at N.Y. Jets | 23 | 155 | 2 | 68t |
| | Ricky Williams | 9/21/03 | BUFFALO | 42 | 153 | 1 | 21 |
| | Karim Abdul-Jabbar | 12/22/96 | at N.Y. Jets | 30 | 152 | 1 | 17t |
| | Abner Haynes | 9/17/67 | DENVER | 12 | 151 | 2 | 65t |
| | Delvin Williams | 11/9/80 | at Los Angeles | 12 | 151 | 0 | 65 |
| | Ricky Williams | 9/22/02 | N.Y. JETS | 24 | 151 | 1 | 53t |
| | Bernie Parmalee | 10/16/94 | L.A. RAIDERS | 30 | 150 | 0 | 26 |
| | Lorenzo Hampton | 11/24/86 | N.Y. JETS | 19 | 148 | 2 | 54t |
| | Mark Higgs | 9/1/91 | at Buffalo | 30 | 146 | 1 | 20 |
| ** | Larry Csonka | 1/13/74 | vs. Minnesota | 33 | 145 | 2 | 14t |
| | Lamar Smith | 9/3/00 | SEATTLE | 27 | 145 | 1 | 36 |
| | Mercury Morris | 11/11/73 | BALTIMORE | 12 | 144 | 2 | 53t |
| | Delvin Williams | 11/12/78 | at Buffalo | 26 | 144 | 2 | 26t |
| | Lamar Smith | 10/7/01 | NEW ENGLAND | 29 | 144 | 1 | 17 |
| | Ricky Williams | 11/24/02 | SAN DIEGO | 29 | 143 | 2 | 19 |
| | Leroy Harris | 12/5/77 | BALTIMORE | 17 | 140 | 1 | 77t |
| | Benny Malone | 10/9/77 | at Baltimore | 12 | 139 | 2 | 62t |
| | Larry Csonka | 10/24/71 | at N.Y. Jets | 20 | 137 | 2 | 21t |
| | Ronnie Brown | 9/21/09 | INDIANAPOLIS | 24 | 136 | 2 | 19 |
| | Delvin Williams | 9/17/78 | BUFFALO | 24 | 135 | 1 | 18t |
| | Ronnie Brown | 9/30/07 | OAKLAND | 15 | 134 | 1 | 60 |
| | Knowshon Moreno | 9/7/14 | NEW ENGLAND | 24 | 134 | 1 | 15 |
| | Ricky Williams | 9/15/02 | at Indianapolis | 24 | 132 | 0 | 19 |
| | Ronnie Brown | 9/25/05 | CAROLINA | 23 | 132 | 1 | 58 |
| | Mark Higgs | 12/1/91 | TAMPA BAY | 25 | 131 | 1 | 19t |
| | Jay Ajayi | 10/15/17 | at Atlanta | 26 | 130 | 0 | 18 |
| | Andra Franklin | 12/5/82 | MINNESOTA | 28 | 129 | 1 | 12t |
| | Bernie Parmalee | 12/12/94 | KANSAS CITY | 19 | 127 | 1 | 47t |
| | Karim Abdul-Jabbar | 11/15/98 | at Carolina | 25 | 127 | 1 | 30 |
| | Ronnie Brown | 10/15/06 | at N.Y. Jets | 22 | 127 | 1 | 26 |
| | Mercury Morris | 10/5/75 | at Green Bay | 31 | 125 | 0 | 11 |
| | Lamar Smith | 11/5/00 | at Detroit | 24 | 125 | 2 | 46t |
| | Ricky Williams | 9/14/03 | at N.Y. Jets | 34 | 125 | 1 | 22 |
| | Ronnie Brown | 10/5/08 | SAN DIEGO | 24 | 125 | 1 | 13 |

## GAMES OF 100+ RUSHING YARDS

| | PLAYER | DATE | OPPONENT | ATT. | YDS. | TD | LG |
|---|---|---|---|---|---|---|---|
| | Mercury Morris | 10/26/75 | at Buffalo | 20 | 124 | 0 | 35 |
| | Karim Abdul-Jabbar | 9/15/96 | N.Y. JETS | 23 | 124 | 2 | 29 |
| | Jesse Chatman | 11/11/07 | BUFFALO | 27 | 124 | 0 | 23 |
| | Larry Csonka | 12/2/74 | CINCINNATI | 24 | 123 | 0 | 24 |
| | Sammie Smith | 11/5/89 | Indianapolis | 25 | 123 | 0 | 25 |
| | Bernie Parmalee | 10/30/94 | at New England | 25 | 123 | 0 | 17 |
| | Sammy Morris | 12/10/06 | NEW ENGLAND | 25 | 123 | 1 | 44 |
| | **Kalen Ballage** | **12/16/18** | **at Minnesota** | **12** | **123** | **1** | **75t** |
| | Jay Ajayi | 9/17/17 | at L.A. Chargers | 28 | 122 | 0 | 20 |
| | Larry Csonka | 11/9/69 | at Boston | 16 | 121 | 1 | 54t |
| | Jim Kiick | 10/24/71 | at N.Y. Jets | 17 | 121 | 0 | 24 |
| | Don Nottingham | 9/28/75 | at New England | 16 | 120 | 1 | 40t |
| | Troy Stradford | 12/7/87 | N.Y. JETS | 30 | 120 | 3 | 21 |
| | Bernie Parmalee | 10/22/95 | at N.Y. Jets | 24 | 120 | 0 | 25 |
| | **Kenyan Drake** | **12/3/17** | **DENVER** | **23** | **120** | **1** | **42t** |
| | Benny Malone | 10/31/76 | NEW ENGLAND | 21 | 119 | 0 | 17 |
| | Delvin Williams | 9/3/78 | at N Y. Jets | 11 | 119 | 1 | 58t |
| | Tony Nathan | 12/6/81 | NEW ENGLAND | 17 | 119 | 0 | 24 |
| | Ricky Williams | 11/19/09 | at Carolina | 22 | 119 | 2 | 46t |
| | Larry Csonka | 9/17/72 | at Kansas City | 21 | 118 | 1 | 17t |
| | Benny Malone | 10/24/76 | at Tampa Bay | 22 | 118 | 1 | 28 |
| * | Larry Csonka | 12/30/73 | OAKLAND | 29 | 117 | 3 | 15 |
| | Mercury Morris | 11/7/71 | BUFFALO | 13 | 116 | 1 | 45 |
| | Delvin Williams | 10/22/78 | at New England | 19 | 116 | 1 | 24 |
| | Larry Csonka | 12/6/70 | NEW ENGLAND | 21 | 115 | 1 | 30 |
| | Karim Abdul-Jabbar | 9/1/96 | NEW ENGLAND | 26 | 115 | 1 | 14 |
| | Ronnie Brown | 12/31/06 | at Indianapolis | 21 | 115 | 0 | 47 |
| | Ronnie Brown | 10/4/09 | BUFFALO | 20 | 115 | 2 | 38 |
| | Ricky Williams | 11/29/09 | at Buffalo | 27 | 115 | 1 | 11 |
| | Larry Csonka | 11/27/72 | ST. LOUIS | 16 | 114 | 0 | 20 |
| | Larry Csonka | 10/15/73 | at Cleveland | 21 | 114 | 2 | 13 |
| * | Larry Csonka | 12/21/74 | at Oakland | 24 | 114 | 0 | 26 |
| | Mercury Morris | 10/19/75 | at N.Y. Jets | 16 | 114 | 1 | 49 |
| | Mark Higgs | 10/24/93 | Indianapolis | 17 | 114 | 0 | 31 |
| | Ronnie Brown | 10/7/07 | at Houston | 23 | 114 | 1 | 22 |
| | **Kenyan Drake** | **12/11/17** | **NEW ENGLAND** | **25** | **114** | **0** | **31** |
| | Mercury Morris | 12/3/72 | at New England | 15 | 113 | 0 | 20 |
| | Ronnie Brown | 9/21/08 | at New England | 17 | 113 | 4 | 62t |
| | Reggie Bush | 12/24/11 | at New England | 22 | 113 | 0 | 12 |
| | Lamar Miller | 10/18/15 | at Tennessee | 19 | 113 | 1 | 22 |
| | Lamar Miller | 12/6/15 | BALTIMORE | 20 | 113 | 0 | 22 |
| ** | Larry Csonka | 1/14/73 | vs. Washington | 15 | 112 | 0 | 22 |
| * | Andra Franklin | 1/8/83 | NEW ENGLAND | 26 | 112 | 1 | 13 |
| | Ronnie Brown | 9/23/07 | at N.Y. Jets | 23 | 112 | 2 | 13 |
| | Jim Kiick | 11/10/68 | at Buffalo | 23 | 111 | 1 | 25t |
| | Benny Malone | 10/3/76 | L.A. RAMS | 19 | 111 | 1 | 20 |
| | Mark Higgs | 9/8/91 | INDIANAPOLIS | 27 | 111 | 0 | 24 |
| | Mark Higgs | 9/20/92 | L.A. RAMS | 23 | 111 | 0 | 12 |
| | Ricky Williams | 9/8/02 | DETROIT | 20 | 111 | 2 | 37 |
| | Ricky Williams | 12/21/03 | at Buffalo | 29 | 111 | 0 | 22 |
| | Jay Ajayi | 11/6/16 | N.Y. JETS | 24 | 111 | 1 | 20t |
| | Troy Stradford | 11/1/87 | PITTSBURGH | 19 | 110 | 1 | 13 |
| | Ronnie Brown | 12/25/06 | N.Y. JETS | 18 | 110 | 0 | 17 |
| | Lorenzo Hampton | 12/22/86 | NEW ENGLAND | 13 | 109 | 0 | 20 |
| | Larry Csonka | 11/30/70 | at Atlanta | 19 | 108 | 1 | 18 |
| | Jim Kiick | 9/26/71 | at Buffalo | 20 | 108 | 0 | 16 |
| | Benny Malone | 11/3/74 | ATLANTA | 24 | 108 | 1 | 13 |
| | Leroy Harris | 11/20/77 | at Cincinnati | 20 | 108 | 0 | 16 |
| | Sammie Smith | 12/30/90 | INDIANAPOLIS | 29 | 108 | 1 | 13 |
| | Mark Higgs | 11/21/93 | New England | 19 | 108 | 0 | 29 |
| | Karim Abdul-Jabbar | 10/19/97 | at Baltimore | 22 | 108 | 3 | 15 |
| | Karim Abdul-Jabbar | 9/6/98 | at Indianapolis | 23 | 108 | 1 | 16 |
| | Karim Abdul-Jabbar | 9/20/98 | PITTSBURGH | 33 | 108 | 1 | 18 |
| | Ricky Williams | 1/1/06 | at New England | 28 | 108 | 1 | 09 |
| | Ricky Williams | 12/13/09 | at Jacksonville | 28 | 108 | 1 | 12 |
| | Lamar Miller | 9/21/14 | KANSAS CITY | 15 | 108 | 0 | 24 |
| | Larry Csonka | 10/22/72 | BUFFALO | 18 | 107 | 1 | 21 |
| | Mercury Morris | 11/19/72 | N.Y. JETS | 23 | 107 | 2 | 20t |
| | Larry Csonka | 11/4/73 | at N.Y. Jets | 19 | 107 | 0 | 16 |
| | Norm Bulaich | 9/13/76 | at Buffalo | 19 | 107 | 0 | 26 |
| | Delvin Williams | 10/9/78 | CINCINNATI | 24 | 107 | 0 | 19 |

## GAMES OF 100+ RUSHING YARDS

| | PLAYER | DATE | OPPONENT | ATT. | YDS. | TD | LG |
|---|---|---|---|---|---|---|---|
| | Andra Franklin | 12/12/82 | at New England | 23 | 107 | 0 | 15 |
| | Mark Higgs | 11/8/92 | at Indianapolis | 20 | 107 | 1 | 22 |
| | Lamar Smith | 12/10/01 | INDIANAPOLIS | 28 | 107 | 0 | 17 |
| | Ricky Williams | 11/23/03 | WASHINGTON | 23 | 107 | 2 | 24t |
| | Ricky Williams | 12/15/03 | PHILADELPHIA | 18 | 107 | 1 | 45 |
| | Daniel Thomas | 9/18/11 | Houston | 18 | 107 | 0 | 14 |
| | Jim Kiick | 11/2/69 | at N.Y. Jets | 15 | 106 | 0 | 27 |
| | Mercury Morris | 11/5/72 | at Buffalo | 11 | 106 | 2 | 33 |
| * | Mercury Morris | 12/23/73 | CINCINNATI | 20 | 106 | 1 | 25 |
| | Larry Csonka | 9/29/74 | at San Diego | 21 | 106 | 2 | 14 |
| | J.J. Johnson | 11/21/99 | NEW ENGLAND | 31 | 106 | 1 | 14 |
| | Ronnie Brown | 10/30/05 | at New Orleans | 23 | 106 | 0 | 35 |
| | Benny Malone | 10/16/77 | N.Y. JETS | 22 | 105 | 1 | 15t |
| | Joe Carter | 10/14/84 | HOUSTON | 13 | 105 | 1 | 25 |
| | Ricky Williams | 10/6/02 | NEW ENGLAND | 36 | 105 | 0 | 12 |
| | Ricky Williams | 11/16/03 | BALTIMORE | 36 | 105 | 0 | 16 |
| | Ricky Williams | 11/9/08 | SEATTLE | 12 | 105 | 1 | 51t |
| | Lamar Miller | 10/31/13 | CINCINNATI | 16 | 105 | 0 | 41 |
| | Daniel Thomas | 12/8/13 | at Pittsburgh | 16 | 105 | 1 | 55 |
| | Jim Kiick | 10/6/68 | at Houston | 26 | 104 | 0 | 12 |
| | Larry Csonka | 11/29/71 | CHICAGO | 16 | 104 | 1 | 19 |
| | Larry Csonka | 9/16/73 | SAN FRANCISCO | 22 | 104 | 0 | 25 |
| | Benny Malone | 10/27/74 | BALTIMORE | 19 | 104 | 1 | 23t |
| | Benny Malone | 12/8/74 | at Baltimore | 17 | 104 | 0 | 17 |
| | Gary Davis | 11/24/77 | at St. Louis | 20 | 104 | 0 | 16 |
| | Karim Abdul-Jabbar | 11/3/96 | at New England | 29 | 104 | 2 | 15 |
| | Ricky Williams | 11/27/03 | at Dallas | 31 | 104 | 0 | 15 |
| | Reggie Bush | 12/16/12 | Jacksonville | 21 | 104 | 0 | 53 |
| | Larry Csonka | 9/26/71 | at Buffalo | 20 | 103 | 1 | 17 |
| | Andra Franklin | 9/12/82 | at N.Y. Jets | 28 | 103 | 2 | 18 |
| | Bernie Parmalee | 11/5/95 | at San Diego | 19 | 103 | 0 | 40 |
| | Karim Abdul-Jabbar | 11/9/97 | N.Y. JETS | 25 | 103 | 2 | 13 |
| | Reggie Bush | 10/30/11 | at N.Y. Giants | 15 | 103 | 0 | 35 |
| | Reggie Bush | 12/11/11 | Philadelphia | 14 | 103 | 0 | 16 |
| | Larry Csonka | 10/8/72 | at N.Y. Jets | 18 | 102 | 0 | 15 |
| | Don Nottingham | 10/27/74 | BALTIMORE | 19 | 102 | 1 | 24 |
| | Don Nottingham | 10/5/75 | at Green Bay | 21 | 102 | 3 | 14 |
| | Bernie Parmalee | 11/26/95 | at Indianapolis | 20 | 102 | 0 | 15 |
| | Ricky Williams | 11/17/02 | BALTIMORE | 26 | 102 | 2 | 18 |
| | Ricky Williams | 11/15/09 | TAMPA BAY | 20 | 102 | 0 | 27 |
| | Andra Franklin | 11/1/81 | BALTIMORE | 23 | 101 | 0 | 15 |
| | Ricky Williams | 12/15/02 | OAKLAND | 27 | 101 | 0 | 16 |
| | Ronnie Brown | 10/14/07 | at Cleveland | 19 | 101 | 0 | 15 |
| | Ronnie Brown | 11/16/08 | OAKLAND | 16 | 101 | 0 | 21 |
| | Frank Gore | 10/14/18 | CHICAGO | 15 | 101 | 0 | 32 |
| | Mercury Morris | 10/28/73 | at New England | 14 | 100 | 1 | 11 |
| | Terry Kirby | 9/18/94 | N.Y. JETS | 15 | 100 | 1 | 30 |
| | Lamar Smith | 12/3/00 | at Buffalo | 28 | 100 | 0 | 22 |
| | Reggie Bush | 12/4/11 | Oakland | 22 | 100 | 1 | 29 |

** Playoff game* *** Super Bowl*

*+ Single-game record by two rushers, 277 yards; includes Larry Csonka 18 for 80.*

## NATIONAL CHAMPIONSHIPS

The Dolphins selected DT Christian Wilkins in the first-round of the 2019 NFL draft, who was a member of two national championship teams at Clemson (2016, 2018). Wilkins was the fifth Dolphins player selected since 2016 to win a national title. S Minkah Fitzpatrick was Miami's first-round pick of the 2018 NFL draft, and was a member of two national championship teams at Alabama (2015, 2017). In the 2017 NFL draft, Miami picked two players who won national championships in college – LB Raekwon McMillan, who won the title as a true freshman at Ohio State in 2014, and CB Cordrea Tankersley, who won a national championship as a senior at Clemson in 2016. In the 2016 NFL draft, the Dolphins selected RB Kenyan Drake in the third round. Drake won two national championships at Alabama in 2012 and 2015.

# OPPONENTS INDIVIDUAL RECORDS

The following individual records relate solely to play against the Miami Dolphins. They include National Football League regular-season statistics only – with the exception of those single-game records marked by "*" or "**"

** - Playoff Game* *** - Super Bowl*

## SERVICE

### MOST GAMES PLAYED

| | |
|---|---|
| 33 | Tom Brady, New England (2001-18) |
| 32 | Pat Leahy, N.Y. Jets (1974-91) |
| 28 | Andre Reed, Buffalo (1985-99) |
| 28 | Jim Ritcher, Buffalo (1980-95) |
| 28 | Bruce Smith, Buff., Wash. (1985-03) |

## RUSHING

### MOST RUSHING YARDS

**CAREER**

| | |
|---|---|
| 1,620 | Thurman Thomas, Buffalo (20 games), 364 att. |
| 1,507 | Freeman McNeil, N.Y. Jets (21 games), 281 att. |
| 1,507 | Curtis Martin, N.E., N.Y. Jets (20 games), 409 att. |
| 1,177 | O.J. Simpson, Buffalo (16 games), 240 att. |
| 1,065 | Eric Dickerson, L.A. Rams, Ind., L.A. |

**GAME**

| | |
|---|---|
| 203 | O.J. Simpson, Buffalo (12/5/76 at |
| 203 | Rueben Mayes, New Orleans (12/7/86 at New Orleans), 28 att. |
| 199 | Earl Campbell, Houston (11/20/78 at Houston), 28 att. |
| *199 | Terrell Davis, Denver (1/9/99 at Denver), 21 att. |
| 179 | Justin Fargas, Oakland (9/30/07 at Miami), 22 att. |

### MOST RUSHING ATTEMPTS

**CAREER**

| | |
|---|---|
| 409 | Curtis Martin, N.E., N.Y. Jets (20 games) |
| 364 | Thurman Thomas, Buffalo (20 games) |
| 281 | Freeman McNeil, N.Y. Jets (21 games) |
| 240 | O.J. Simpson, Buffalo (16 games) |
| 235 | Lydell Mitchell, S.D., Balt. (12 games) |

**GAME**

| | |
|---|---|
| **38 | John Riggins, Washington (1/30/83 at Pasadena), 166 yards |
| 38 | Lee Suggs, Cleveland (12/26/04 at Miami), 143 yards |
| 36 | James Jones, Detroit (10/27/85 at Detroit), 114 yards |
| 36 | Curtis Martin, N.Y. Jets (10/4/98 at New York), 108 yards |
| 35 | Lydell Mitchell, Baltimore (12/9/73 at Baltimore), 104 yards |
| 35 | Thurman Thomas, Buffalo (12/17/95 at Buffalo), 148 yards |
| 35 | Travis Henry, Buffalo (12/1/02 at Buffalo), 151 yards |

### MOST RUSHING TOUCHDOWNS

**CAREER**

| | |
|---|---|
| 13 | Curtis Martin, N.E., N.Y. Jets (20 games) |
| 9 | Jim Nance, Boston, N.Y. Jets (12 games) |
| 8 | Thurman Thomas, Buffalo (20 games) |
| 7 | Marcus Allen, Oak./L.A. Raiders, K.C. |

**GAME**

| | |
|---|---|
| 4 | Earl Campbell, Houston (11/20/78 at |
| 3 | Paul Robinson, Cincinnati (11/17/68 at Cincinnati) |
| 3 | Don McCauley, Baltimore (11/23/75 at Miami) |
| 3 | Marcus Allen, L.A. Raiders (12/2/84 at Miami) |
| 3 | Merril Hoge, Pittsburgh (11/26/89 at Miami) |
| 3 | Earnest Byner, Washington (12/2/90 at Washington) |
| 3 | Rod Bernstine, San Diego (12/15/91 at San Diego) |
| 3 | Kenneth Davis, Buffalo (12/19/93 at Miami) |
| 3 | Natrone Means, San Diego (12/27/93 at San Diego) |
| 3 | Curtis Martin, New England (11/3/96 at New England) |
| 3 | Daunte Culpepper, Oakland (9/30/07 at Miami) |

### HIGHEST RUSHING AVERAGE

**CAREER (min: 75 att.)**

| | |
|---|---|
| 5.4 | Freeman McNeil, N.Y. Jets (21 games), 281/1,507 yards |
| 5.1 | Jim Nance, Bos./NYJ (12 games), 183/933 yards |
| 5.02 | Mosi Tatupu, New England (25 games), 90/452 yards |
| 5.01 | Hoyle Granger, Houston (9 games), 142/712 yards |
| 5.00 | Earl Campbell, Houston (4 games), 107/535 yards |

**GAME (min: 10 att.)**

| | |
|---|---|
| 11.3 | Colin Kaepernick, San Francisco (11/27/16 at Miami), 10/113 yards |
| 11.1 | Laurence Maroney, New England (12/23/07 at New England), 14/156 yards |
| 10.4 | Curtis Brown, Buffalo (11/12/78 at Buffalo), 11/114 yards |
| 10.2 | Johnny Hector, N.Y. Jets (12/22/91 at Miami), 13/132 yards |
| *10.1 | Earnest Byner, Cleveland (1/4/86 at Miami), 16/161 yards |

### MOST 100-YARD RUSHING GAMES

| | |
|---|---|
| 7 | Eric Dickerson, L.A. Rams, Ind., L.A. |
| 6 | Thurman Thomas, Buffalo (20 games) |
| 5 | Freeman McNeil, N.Y. Jets (21 games) |
| 5 | Jim Nance, Bost., N.Y. Jets (12 games) |
| 5 | Curtis Martin, N.E., N.Y. Jets (20 games) |

### LONGEST RUNS FROM SCRIMMAGE

| | |
|---|---|
| *90t | Fred Taylor, Jacksonville (1/15/00 at Jacksonville) |
| 81t | Earl Campbell, Houston (11/20/78 at Houston) |
| 80t | Carl Garrett, Boston (11/9/69 at Boston) |
| 77t | Fred Taylor, Jacksonville (10/12/98 at Jacksonville) |
| 76t | Robert Holmes, Kansas City (9/28/68 at Miami) |
| 75t | O.J. Simpson, Buffalo (12/5/76 at Miami) |
| 75t | Reuben Droughns, Cleveland (11/20/05 at Cleveland) |
| 71 | Kerryon Johnson, Detroit (10/21/18 at Miami) |
| 70t | Ahman Green, Green Bay (10/22/06 at Miami) |

## PASSING

### MOST PASSING YARDS

**CAREER**

| | |
|---|---|
| 7,700 | Tom Brady, New England (33 games) |
| 5,397 | Drew Bledsoe, N.E., Buff. (22 games) |
| 4,902 | Joe Ferguson, Buff., T.B., Ind. (25 games) |
| 4,560 | Jim Kelly, Buffalo (20 games) |
| 3,837 | Ken O'Brien, N.Y. Jets, Phil. (17 games) |

**GAME**

| | |
|---|---|
| 517 | Tom Brady, New England (9/12/11 at Miami), 32 of 48 |
| 479 | Ken O'Brien, N.Y. Jets (9/21/86 at New York), 29 of 43 |
| 436 | James Harris, L.A. Rams (10/3/76 at Miami), 17 of 29 |
| *433 | Dan Fouts, San Diego (1/2/82 at Miami), 33 of 53 |
| 433 | Andrew Luck, Indianapolis (11/4/12 at Indianapolis), 30 of 48 |

## MOST PASS ATTEMPTS

### CAREER

| | |
|---|---|
| 1,072 | Tom Brady, New England (33 games) |
| 765 | Drew Bledsoe, N.E., Buff. (22 games) |
| 722 | Joe Ferguson, Buff., T.B., Ind. (25 games) |
| 621 | Jim Kelly, Buffalo (20 games) |
| 521 | Steve Grogan, New England (22 games) |

### GAME

| | |
|---|---|
| 59 | Vinny Testaverde, N.Y. Jets (10/23/00 at New York), 36 completions |
| 56 | Dan Fouts, San Diego (11/18/84 at San Diego), 37 completions |
| 56 | Tom Brady, New England (9/7/14 at Miami), 29 completions |
| 55 | Joe Ferguson, Buffalo (10/9/83 at Miami), 38 completions |
| 55 | Steve Bono, Kansas City (12/12/94 at Miami), 33 completions |
| 55 | Tom Brady, New England (12/15/13 at Miami), 34 completions |

## MOST PASS COMPLETIONS

### CAREER

| | |
|---|---|
| 651 | Tom Brady, New England (33 games) |
| 418 | Joe Ferguson, Buff., T.B., Ind. (25 games) |
| 412 | Drew Bledsoe, N.E., Buff. (22 games) |
| 388 | Jim Kelly, Buffalo (20 games) |
| 303 | Ken O'Brien, N.Y. Jets, Phil. (17 games) |

### GAME

| | |
|---|---|
| 38 | Joe Ferguson, Buffalo (10/9/83 at Miami), 55 att. |
| 37 | Dan Fouts, San Diego (11/18/84 at San Diego), 56 att. |
| 36 | Vinny Testaverde, N.Y. Jets (10/23/00 at New York), 59 att. |
| 36 | Joe Flacco, Baltimore (12/4/16 at Baltimore), 47 att. |
| 35 | Drew Brees, San Diego (12/11/05 at San Diego), 52 att. |

## MOST CONSECUTIVE PASS COMPLETIONS

| | |
|---|---|
| 15 | Steve DeBerg, San Francisco (11/16/80 at Miami) |

## MOST TOUCHDOWN PASSES

### CAREER

| | |
|---|---|
| 63 | Tom Brady, New England (33 games) |
| 30 | Drew Bledsoe, N.E., Buff. (22 games) |
| 26 | Joe Ferguson, Buff., T.B., Ind. (25 games) |
| 25 | Ken O'Brien, N.Y. Jets, Phil. (17 games) |
| 24 | Jim Kelly, Buffalo (20 games) |

### GAME

| | |
|---|---|
| 6 | Tom Brady, New England (10/21/07 at Miami) |
| 5 | Len Dawson, Kansas City (10/8/67 at Kansas City) |
| 5 | Babe Parilli, Boston (10/15/67 at Boston) |
| 5 | Joe Ferguson, Buffalo (10/9/83 at Miami) |
| 5 | Vinny Testaverde, N.Y. Jets (10/23/00 at New York) |
| 5 | Trent Green, Kansas City (9/29/02 at Kansas City) |
| 5 | Deshaun Watson, Houston (10/25/18 at Houston) |

## MOST PASSES HAD INTERCEPTED

### CAREER

| | |
|---|---|
| 33 | Joe Ferguson, Buff., T.B., Ind. (25 games) |
| 29 | Drew Bledsoe, N.E., Buff. (22 games) |
| 26 | Tom Brady, New England (33 games) |
| 25 | Richard Todd, N.Y. Jets (14 games) |
| 25 | Steve Grogan, New England (22 games) |
| 24 | Joe Namath, N.Y. Jets (16 games) |

### GAME

| | |
|---|---|
| 6 | Joe Namath, N.Y. Jets (10/19/75 at New York), 24 att. |
| 6 | Donald Hollas, Oakland (12/6/98 at Oakland), 31 att. |
| *5 | Mike Phipps, Cleveland (12/24/72 at Miami), 23 att. |
| 5 | Bill Troup, Baltimore (9/10/78 at Baltimore), 33 att. |
| 5 | Ken Stabler, Oakland (12/10/78 at Miami), 36 att. |
| 5 | Joe Ferguson, Buffalo (9/7/80 at Buffalo), 32 att. |
| 5 | Joe Ferguson, Buffalo (11/21/82 at Buffalo), 28 att. |
| *5 | Dan Fouts, San Diego (1/6/83 at Miami), 34 att. |
| *5 | Richard Todd, N.Y. Jets (1/23/83 at Miami), 37 att. |
| 5 | Richard Todd, N.Y. Jets (10/16/83 at New York), 26 att. |
| 5 | Drew Bledsoe, New England (11/21/99 at Miami), 34 att. |

## HIGHEST COMPLETION PERCENTAGE

### CAREER (min: 100 attempts)

| | |
|---|---|
| 71.8 | Joe Flacco, Baltimore (six games), 127 of 177 att. |
| 69.9 | Troy Aikman, Dallas (four games), 102 of 146 att. |
| 68.9 | Warren Moon, Hou., Minn. (six games), 102 of 148 att. |
| 67.6 | Drew Brees, S.D., N.O. (six games), 150 of 222 att. |
| 66.4 | Andrew Luck, Ind. (three games), 85 of 128 att. |

### GAME (min: 20 attempts)

| | |
|---|---|
| 87.1 | Eli Manning, N.Y. Giants (12/14/15 at Miami), 27 of 31 |
| 85.7 | Ben Roethlisberger, Pittsburgh (11/26/07 at Pittsburgh), 18 of 21 |
| 84.0 | Tom Brady, New England (10/21/07 at Miami), 21 of 25 |
| 82.6 | Warren Moon, Houston (10/1/89 at Houston), 19 of 23 |
| 81.8 | Matthew Stafford, Detroit (10/21/18 at Miami), 18 of 22 |

## MOST 300-YARD PASSING GAMES

### CAREER

| | |
|---|---|
| 8 | Tom Brady, New England (33 games) |
| 6 | Drew Bledsoe, N.E., Buff. (22 games) |
| 5 | Philip Rivers, San Diego (eight games) |
| 3 | Ken O'Brien, N.Y. Jets, Phil. (16 games) |
| 3 | Joe Ferguson, Buff., T.B., Ind. (25 games) |
| 3 | Jim Kelly, Buffalo (20 games) |
| 3 | Vinny Testaverde, T.B., Clev., Bal., N.Y. Jets (11 games) |
| 3 | Andrew Luck, Indianapolis (three games) |

## LONGEST PASS PLAYS

| | |
|---|---|
| 99t | Tom Brady to Wes Welker (9/12/11 vs. New England) |
| 93t | Mike Livingston to Otis Taylor, 79 yards; lateral to Robert Holmes, 14 yards (10/19/69 at Kansas City) |
| 92t | Joe Ferguson to Frank Lewis (9/17/78 (vs. Buffalo) |
| 89t | Len Dawson to Otis Taylor (11/13/66 at Kansas City) |
| 89t | Joe Namath to Richard Caster (10/7/74 at N.Y. Jets) |
| 87t | Charlie Batch to Heath Miller (9/7/06 at Pittsburgh) |
| 86t | Aaron Rodgers to Greg Jennings (10/17/10 at Green Bay) |
| 84t | Drew Bledsoe to Ben Coates (11/3/96 at New England) |
| 84t | Eli Manning to Odell Beckham Jr. (12/14/15 vs. N.Y. Giants) |
| 83t | Jim Kelly to Andre Reed (12/4/94 vs. Buffalo) |
| *82t | Daryle Lamonica to Rod Sherman (12/27/70 at Oakland) |
| 82t | Dan Pastorini to Charlie Joiner (9/24/72 vs. Houston) |
| 81t | Tom Brady to Sam Aiken (12/6/09 vs. New England) |
| 82t | Tom Brady to Troy Brown (10/19/03 vs. New England) |
| 80t | Sam Wyche to Bob Trumpy (11/17/68 vs. Cincinnati) |
| 80t | Ken Anderson to Isaac Curtis (11/28/83 vs. Cincinnati) |
| 80t | Warren Moon to Butch Woolfolk (9/8/85 at Houston) |
| 80t | Mike Pagel to Wayne Capers (11/17/85 at Indianapolis) |
| 80t | John Friesz to Brian Blades (10/6/96 vs. Seattle) |
| 80t | Alex Van Pelt to Eric Moulds (11/25/01 at Buffalo) |
| 80t | Peyton Manning to Dallas Clark (9/21/09 vs. Indianapolis) |

# RECEIVING

## MOST RECEPTIONS

### CAREER

| | |
|---|---|
| 122 | Andre Reed, Buffalo (28 games) |
| 99 | Wes Welker, N.E., Den. (12 games) |
| 84 | Marvin Harrison, Indianapolis (15 games) |
| 78 | Al Toon, N.Y. Jets (14 games) |
| 73 | Eric Moulds, Buff., Hou. (21 games) |

**GAME**

| | |
|---|---|
| 15 | Isaac Bruce, St. Louis (12/24/95 at St. Louis), 210 yards |
| 14 | Al Toon, N.Y. Jets (11/27/88 at New York), 181 yards |
| *13 | Kellen Winslow, San Diego (1/2/82 at Miami), 166 yards |
| 13 | Antonio Gates, San Diego (12/11/05 at San Diego), 123 yards |
| 13 | Julian Edelman, New England (12/15/13 at Miami), 139 yards |

### MOST RECEIVING YARDS

**CAREER**

| | |
|---|---|
| 1,731 | Andre Reed, Buffalo (28 games), 122 receptions |
| 1,371 | Stanley Morgan, N.E., Ind. (25 games), 68 receptions |
| 1,342 | Wesley Walker, N.Y. Jets (19 games), 70 receptions |
| 1,221 | Eric Moulds, Buff., Hou. (21 games), 73 receptions |
| 1,196 | Wes Welker, N.E., Den. (12 games), 99 receptions |

**GAME**

| | |
|---|---|
| *240 | Eric Moulds, Buffalo (1/2/99 at Miami), 9 receptions |
| 221 | Eric Decker, N.Y. Jets (12/28/14 at Miami), 10 receptions |
| 220 | Ron Jessie, Los Angeles (10/3/76 at Miami), 7 receptions |
| 210 | Isaac Bruce, St. Louis (12/24/95 at St. Louis), 15 receptions |
| 196 | Eric Moulds, Buffalo (11/25/01 at Buffalo), 6 receptions |

### MOST RECEIVING TOUCHDOWNS

**CAREER**

| | |
|---|---|
| 17 | Wesley Walker, N.Y. Jets (19 games), 70 receptions |
| 13 | Irving Fryar, N.E., Phil., Wash. (20 games), 61 receptions |
| 11 | Laveraneus Coles, N.Y. Jets, Wash. (15 games), 52 receptions |
| 11 | Eric Moulds, Buff., Hou. (21 games), 73 receptions |
| 10 | Randy Moss, Minn., Oak., N.E., S.F. (12 games), 48 receptions |
| 10 | Andre Reed, Buffalo (28 games), 122 receptions |

**GAME**

| | |
|---|---|
| 4 | Jimmie Giles, Tampa Bay (10/20/85 at Miami) |
| 4 | Wesley Walker, N.Y. Jets (9/21/86 at New York) |
| 4 | Irving Fryar, Philadelphia (10/20/96 at Philadelphia) |
| 3 | 18 times; last by Danny Woodhead, San Diego (12/20/15 at San Diego) |

### HIGHEST RECEIVING AVERAGE

**CAREER (min: 40 receptions)**

| | |
|---|---|
| 20.2 | Stanley Morgan, N.E., Ind. (25 games), 68/1,371 yards |
| 19.2 | Lee Evans, Buff. (13 games), 43/827 yards |
| 19.2 | Wesley Walker, N.Y. Jets (19 games), 70/1,342 yards |
| 18.0 | Frank Lewis, Pit., Buff (14 games), 46/380 yards |
| 17.3 | Shawn Jefferson, S.D., N.E. (12 games), 42/726 yards |

**GAME (min: 3 receptions)**

| | |
|---|---|
| 43.3 | Theo Bell, Pittsburgh (11/30/80 at Pittsburgh), 4/173 yards |
| 40.0 | Butch Woolfolk, Houston (9/8/85 at Houston), 3/120 yards |
| 39.0 | Richard Caster, N.Y. Jets (10/7/74 at Miami), 3/117 yards |
| 38.0 | Stanley Morgan, New England (10/21/84 at New England), 3/114 yards |

### MOST 100-YARD RECEIVING GAMES

| | |
|---|---|
| 6 | Wes Welker, N.E., Den. (12 games) |
| 5 | Al Toon, N.Y. Jets (14 games) |
| 5 | Andre Reed, Buffalo (28 games) |
| 5 | Stanley Morgan, N.E., Ind. (23 games) |
| 4 | Wesley Walker, N.Y. Jets (18 games) |
| 4 | Marvin Harrison, Indianapolis (15 games) |
| 4 | Randy Moss, Minn., Oak., N.E., S.F. (12 games) |

## FIELD GOALS

### MOST FIELD GOALS

**CAREER**

| | |
|---|---|
| 44 | Adam Vinatieri, N.E., Ind. (26 games) |
| 37 | Pat Leahy, N.Y. Jets (32 games) |
| 37 | Stephen Gostkowski, N.E. (25 games) |
| 32 | Steve Christie, T.B., Buff., S.D. (21 games) |
| 28 | Dean Biasucci, Ind. StL. (21 games) |

**GAME**

| | |
|---|---|
| 5 | Roy Gerela, Houston (9/28/69 at Houston), 5 att. |
| 5 | Dean Biasucci, Indianapolis (9/25/88 at Indianapolis), 6 att. |
| *5 | Steve Christie, Buffalo (1/17/93 at Miami), 6 att. |
| 5 | Jason Elam, Denver (10/13/02 at Denver), 5 att. |
| 5 | Kris Brown, Houston (9/7/03 at Miami), 7 att. |
| 5 | Kris Brown, Houston (10/7/07 at Houston), 5 att. |
| 5 | Dan Carpenter, Buffalo (9/14/14 at Buffalo), 6 att. |
| 5 | Mike Nugent, Cincinnati (9/29/16 at Cincinnati), 5 att. |
| 5 | Harrison Butker, Kansas City (12/24/17 at Kansas City), 6 att. |

### LONGEST FIELD GOALS

| | |
|---|---|
| 59 | Steve Christie, Buffalo (9/26/93 at Buffalo) |
| 58 | Jason Myers, Jacksonville (9/20/15 at Jacksonville) |
| 57 | Kris Brown, Houston (10/7/07 at Houston) |
| 56 | Rian Lindell, Buffalo (11/29/09 at Buffalo) |
| 56 | Dave Rayner, Buffalo (11/20/11 at Miami) |
| 56 | Chandler Catanzaro, Arizona (12/11/16 at Miami) |

## INTERCEPTIONS

### MOST INTERCEPTIONS

**CAREER**

| | |
|---|---|
| 9 | Nate Clements, Buff., S.F., Cin. (14 games) |
| 7 | Johnny Robinson, Kansas City (five games) |
| 7 | Roland James, New England (19 games) |
| 6 | Raymond Clayborn, N.E., Clev. (25 games) |
| 6 | Willie Brown, Oakland (six games) |
| 6 | Ronnie Lippett, New England (15 games) |
| 6 | Mike Prior, T.B., Ind., G.B. (14 games) |
| 6 | Victor Green, N.Y. Jets, N.E. (19 games) |
| 6 | Marcus Coleman, N.Y. Jets, Hou. (13 games) |
| 6 | Darrelle Revis, N.Y. Jets, T.B., N.E., K.C. (17 games) |

**GAME**

| | |
|---|---|
| 3 | Clarence Duren, San Diego (10/30/77 at Miami), 45 yards |
| 3 | Jeff Nixon, Buffalo (9/7/80 at Buffalo), 31 yards |
| 3 | Erik McMillan, N.Y. Jets (10/23/88 at Miami), 57 yards |
| 3 | Marcus Coleman, N.Y. Jets (10/23/00 at N.Y. Jets), 7 yards |
| 3 | Greg Wesley, Kansas City (9/29/02 at Kansas City), 71 yards |
| 3 | Nate Clements, Buffalo (10/20/02 at Miami), 39 yards |

### MOST INTERCEPTION RETURN YARDS

**GAME**

| | |
|---|---|
| 151 | Mike Haynes, L.A. Raiders (12/2/84 at Miami), 2 interceptions |

### LONGEST INTERCEPTION RETURNS

| | |
|---|---|
| 102t | Eddie Anderson, L.A. Raiders (12/14/92 at Miami), Dan Marino |
| 100t | Aaron Glenn, N.Y. Jets (9/15/96 at Miami), Dan Marino |
| 100t | Jimmy Hitchcock, New England (11/23/97 at New England), Dan Marino |
| 100t | Darrelle Revis, N.Y. Jets (10/17/11 at N.Y. Jets), Matt Moore |
| 98t | Marcus Coleman, N.Y. Jets (12/27/99 at Miami), Dan Marino |
| 97t | Mike Haynes, L.A. Raiders (12/2/84 at Miami), Dan Marino |
| 97t | Najee Mustafaa, Cleveland (10/10/93 at Cleveland), Scott Mitchell |
| 90t | Steve Emtman, Indianapolis (10/25/92 at Miami), Dan Marino |
| *90t | Tory James, Oakland (1/6/01 at Oakland), Jay Fiedler |

## LONGEST PLAYS

### PUNTS

| | |
|---|---|
| 89 | Luke Prestridge, New England (10/21/84 at New England) |
| 80 | Chris Mohr, Buffalo (10/13/96 at Buffalo) |
| 73 | Rich Camarillo, New England (9/13/87 at New England) |
| 73 | Josh Miller, Pittsburgh (9/20/98 at Miami) |
| 73 | Todd Sauerbrun, Carolina (11/4/01 at Miami) |

### PUNT RETURNS

| | |
|---|---|
| 94t | Julian Edelman, New England (1/2/11 at New England) |
| 93t | Johnnie Lee Higgins, Oakland (11/16/08 at Miami) |
| 84t | Clarence Verdin, Indianapolis (10/25/92 at Miami) |
| 83t | Billy Johnson, Houston (11/16/75 at Houston) |
| 80t | Ron Gardin, Baltimore (11/1/70 at Baltimore) |

### KICKOFF RETURNS

| | |
|---|---|
| 104t | Terrence McGee, Buffalo (12/5/04 at Miami) |
| 103t | Brandon Tate, New England (10/5/10 at Miami) |
| 102t | Harold Hart, Oakland (9/22/75 at Oakland) |
| 102t | C.J. Spiller, Buffalo (9/14/14 at Buffalo) |
| 101t | Jacoby Ford, Oakland (11/28/10 at Oakland) |
| 99t | Jim Duncan, Baltimore (11/1/70 at Baltimore) |

### FUMBLE RETURNS

| | |
|---|---|
| 100t | Chris Martin, Kansas City (10/13/91 at Kansas City), Sammie Smith |
| *79t | Neil Smith, Denver (1/9/99 at Denver), Oronde Gadsden |
| 69t | Shea McClellin, New England (1/1/17 at Miami), Damien Williams |
| 66t | Greg Townsend, L.A. Raiders (9/19/83 at L.A. Raiders), David Woodley |
| 62t | Hugh Douglas, N.Y. Jets (12/22/96 at N.Y. Jets), Stanley Pritchett |

### BLOCKED FIELD GOALS

| | |
|---|---|
| 78t | George Radachowsky, N.Y. Jets (9/24/89 at Miami), Pete Stoyanovich |
| 76t | Charles Romes, Buffalo (9/2/79 at Buffalo), Uwe von Schamann |
| 62t | Kyle Arrington, New England (12/14/14 at New England), Caleb Sturgis |

# OPPONENTS TOP TENS

## RUSHING

| | PLAYER | TEAMS | GAMES | NO. | YDS. | AVG. | LG | TD |
|---|---|---|---|---|---|---|---|---|
| 1. | Thurman Thomas | Buffalo | 20 | 364 | 1,620 | 4.5 | 30t | 8 |
| 2. | Freeman McNeil | N.Y. Jets | 21 | 281 | 1,507 | 5.4 | 58 | 2 |
| | Curtis Martin | New England, N.Y. Jets | 20 | 409 | 1,507 | 3.7 | 37 | 13 |
| 4. | O.J. Simpson | Buffalo | 16 | 240 | 1,177 | 4.9 | 75t | 4 |
| 5. | Eric Dickerson | L.A. Rams, Ind., L.A. Raid. | 11 | 231 | 1,065 | 4.6 | 40 | 6 |
| 6. | Jim Nance | N.Y. Jets, Boston | 12 | 183 | 933 | 5.1 | 30t | 9 |
| 7. | Lydell Mitchell | San Diego Baltimore | 12 | 235 | 912 | 3.9 | 64t | 6 |
| 8. | Willis McGahee | Buffalo, Baltimore, Denver | 10 | 232 | 848 | 3.7 | 31 | 2 |
| 9. | Antowain Smith | Buffalo, N.E., N.O. | 14 | 232 | 822 | 3.5 | 44 | 4 |
| 10. | John Riggins | N.Y. Jets, Washington | 13 | 183 | 761 | 4.2 | N/A | 5 |

## PASSING

| | PLAYER | TEAMS | GAMES | ATT. | COMP. | YDS. | PCT. | TD | INT. |
|---|---|---|---|---|---|---|---|---|---|
| 1. | Tom Brady | New England | 33 | 1,072 | 651 | 7,700 | 60.7 | 63 | 26 |
| 2. | Drew Bledsoe | New England, Buffalo | 22 | 765 | 412 | 5,397 | 53.9 | 30 | 29 |
| 3. | Joe Ferguson | Buffalo, T.B., Ind. | 25 | 722 | 418 | 4,902 | 57.9 | 26 | 33 |
| 4. | Jim Kelly | Buffalo | 20 | 621 | 388 | 4,560 | 62.5 | 24 | 19 |
| 5. | Ken O'Brien | N.Y. Jets, Philadelphia | 17 | 489 | 303 | 3,837 | 62.0 | 25 | 13 |
| 6. | Steve Grogan | New England | 22 | 521 | 280 | 3,709 | 53.7 | 21 | 25 |
| 7. | Peyton Manning | Indianapolis, Denver | 13 | 436 | 272 | 3,214 | 62.4 | 22 | 18 |
| 8. | Joe Namath | N.Y. Jets | 16 | 388 | 201 | 2,956 | 51.8 | 19 | 24 |
| 9. | Richard Todd | N.Y. Jets | 14 | 355 | 203 | 2,718 | 57.2 | 18 | 25 |
| 10. | Ryan Fitzpatrick | Buf., NYJ, T.B. | 11 | 340 | 202 | 2,397 | 59.4 | 14 | 12 |

## RECEPTIONS

| | PLAYER | TEAMS | GAMES | NO. | YDS. | AVG. | LG | TD |
|---|---|---|---|---|---|---|---|---|
| 1. | Andre Reed | Buffalo | 28 | 122 | 1,731 | 14.2 | 83t | 10 |
| 2. | Wes Welker | New England, Denver | 12 | 99 | 1,196 | 12.1 | 99t | 7 |
| 3. | Marvin Harrison | Indianapolis | 15 | 84 | 1,133 | 13.5 | 45 | 9 |
| 4. | Al Toon | N.Y. Jets | 14 | 78 | 1,054 | 14.0 | 44t | 4 |
| 5. | Eric Moulds | Buffalo, Houston | 21 | 73 | 1,221 | 16.7 | 80t | 11 |
| 6. | Wayne Chrebet | N.Y. Jets | 20 | 72 | 991 | 13.8 | 70 | 8 |
| 7. | Wesley Walker | N.Y. Jets | 19 | 70 | 1,342 | 19.2 | 71t | 17 |
| 8. | Stanley Morgan | New England, Indianapolis | 25 | 68 | 1,371 | 20.2 | 76t | 6 |
| 9. | Thurman Thomas | Buffalo | 20 | 67 | 693 | 10.3 | 50t | 3 |
| 10. | Julian Edelman | New England | 13 | 64 | 817 | 12.8 | 77t | 6 |

## RECEIVING YARDS

| | PLAYER | TEAMS | GAMES | NO. | YDS. | AVG. | LG | TD |
|---|---|---|---|---|---|---|---|---|
| 1. | Andre Reed | Buffalo | 28 | 122 | 1731 | 14.2 | 83t | 10 |
| 2. | Stanley Morgan | N.E., Indianapolis | 25 | 68 | 1371 | 20.2 | 76t | 6 |
| 3. | Wesley Walker | N.Y. Jets | 19 | 70 | 1342 | 19.2 | 71t | 17 |
| 4. | Eric Moulds | Buffalo, Houston | 21 | 73 | 1221 | 16.7 | 80t | 11 |
| 5. | Wes Welker | New England, Denver | 12 | 99 | 1196 | 12.1 | 99t | 7 |
| 6. | Marvin Harrison | Indianapolis | 15 | 84 | 1133 | 13.5 | 45 | 9 |
| 7. | Al Toon | N.Y. Jets | 14 | 78 | 1054 | 14.0 | 44t | 4 |
| 8. | Wayne Chrebet | N.Y. Jets | 20 | 72 | 991 | 13.8 | 70 | 8 |
| 9. | Irving Fryar | N.E., Phil. Wash. | 20 | 61 | 978 | 16.0 | 54t | 13 |
| 10. | Rob Gronkowski | New England | 13 | 56 | 839 | 15.0 | 47t | 9 |

# OPPONENTS OUTSTANDING PERFORMANCES

## GAMES OF 300+ PASSING YARDS

| | PLAYER | TEAM | DATE | ATT. | COMP. | YDS. | TD | INT. | LG |
|---|---|---|---|---|---|---|---|---|---|
| | Tom Brady | New England | 9/12/11 | 48 | 32 | 517 | 4 | 1 | 99t |
| | Ken O'Brien | N.Y. Jets | 9/21/86 | 43 | 29 | 479 | 4 | 1 | 65t |
| | James Harris | L.A. Rams | 10/3/76 | 29 | 17 | 436 | 2 | 1 | 58 |
| * | Dan Fouts | San Diego | 1/2/82 | 55 | 33 | 433 | 4 | 1 | 43 |
| | Andrew Luck | Indianapolis | 11/4/12 | 48 | 30 | 433 | 2 | 0 | 48 |
| | Drew Bledsoe | New England | 11/23/98 | 54 | 28 | 423 | 2 | 2 | 49 |
| | Drew Bledsoe | New England | 9/4/94 | 51 | 32 | 421 | 4 | 2 | 62t |
| | Joe Ferguson | Buffalo | 10/9/83 | 55 | 38 | 419 | 5 | 1 | 35 |
| | Drew Bledsoe | New England | 11/3/96 | 41 | 30 | 419 | 3 | 2 | 84t |
| | Joe Namath | N.Y. Jets | 10/1/67 | 39 | 23 | 415 | 3 | 1 | 62 |
| | Matt Cassel | New England | 11/23/08 | 43 | 30 | 415 | 3 | 1 | 64 |
| | Drew Brees | New Orleans | 9/30/13 | 39 | 30 | 413 | 4 | 0 | 48 |
| | Bernie Kosar | Cleveland | 11/10/86 | 50 | 32 | 401 | 0 | 0 | 44 |
| | Ken O'Brien | N.Y. Jets | 11/10/85 | 43 | 26 | 393 | 2 | 0 | 44 |
| | Boomer Esiason | N.Y. Jets | 11/27/94 | 41 | 26 | 382 | 2 | 2 | 69 |
| | Elvis Grbac | San Francisco | 11/20/95 | 41 | 31 | 382 | 4 | 0 | 47t |
| | Joe Flacco | Baltimore | 12/4/16 | 47 | 36 | 381 | 4 | 1 | 53t |
| | Jim Kelly | Buffalo | 9/1/91 | 39 | 29 | 381 | 2 | 1 | 54t |
| | Dan Fouts | San Diego | 11/18/84 | 56 | 37 | 380 | 4 | 1 | 44 |
| | Matt Schaub | Houston | 10/12/08 | 42 | 22 | 379 | 1 | 2 | 61 |
| | Vinny Testaverde | N.Y. Jets | 10/23/00 | 59 | 36 | 378 | 5 | 3 | 30t |
| | Vinny Testaverde | N.Y. Jets | 9/14/03 | 45 | 29 | 373 | 1 | 1 | 61 |
| | Carson Palmer | Oakland | 9/16/12 | 48 | 24 | 373 | 1 | 1 | 64t |
| | Steve DeBerg | Tampa Bay | 10/20/85 | 32 | 19 | 365 | 4 | 1 | 57 |
| | Tom Brady | New England | 12/15/13 | 55 | 34 | 364 | 2 | 1 | 30 |
| | Troy Aikman | Dallas | 10/27/96 | 41 | 33 | 363 | 3 | 0 | 61 |
| | Brett Favre | Green Bay | 9/11/94 | 51 | 31 | 362 | 2 | 1 | 35 |
| | Kurt Warner | Arizona | 9/14/08 | 24 | 19 | 361 | 3 | 0 | 79 |
| * | Doug Flutie | Buffalo | 1/2/99 | 36 | 21 | 360 | 1 | 1 | 65 |
| | Jim Kelly | Buffalo | 10/25/87 | 39 | 29 | 359 | 2 | 0 | 34 |
| | Brian Sipe | Cleveland | 11/18/79 | 42 | 23 | 358 | 3 | 0 | 54 |
| | Geno Smith | N.Y. Jets | 12/28/14 | 25 | 20 | 358 | 3 | 0 | 74t |
| | Tom Brady | New England | 12/9/18 | 43 | 27 | 358 | 3 | 0 | 37t |
| | Bert Jones | Baltimore | 9/27/81 | 27 | 20 | 357 | 3 | 1 | 67t |
| | Tom Brady | New England | 10/29/15 | 38 | 26 | 356 | 4 | 0 | 47t |
| | Steve Grogan | New England | 11/8/81 | 40 | 23 | 355 | 1 | 4 | 76t |
| | Daunte Culpepper | Minnesota | 9/10/00 | 37 | 23 | 355 | 1 | 3 | 42 |
| | Danny White | Dallas | 10/25/81 | 32 | 22 | 354 | 3 | 1 | 38 |
| | Tom Brady | New England | 10/21/07 | 25 | 21 | 354 | 6 | 0 | 50t |
| | Tom Brady | New England | 12/6/09 | 29 | 19 | 352 | 2 | 2 | 81t |
| | Steve Grogan | New England | 11/29/79 | 39 | 21 | 350 | 3 | 2 | 38 |
| | Eli Manning | N.Y. Giants | 10/30/11 | 45 | 31 | 349 | 2 | 0 | 26 |
| | Ben Roethlisberger | Pittsburgh | 12/8/13 | 39 | 23 | 349 | 3 | 0 | 67 |
| | Dennis Shaw | Buffalo | 10/18/70 | 32 | 24 | 348 | 2 | 2 | 48 |
| | Derek Carr | Oakland | 9/23/18 | 39 | 27 | 345 | 1 | 2 | 66 |
| | Daryle Lamonica | Oakland | 9/21/68 | 24 | 15 | 344 | 4 | 0 | 73t |
| | Mike Tomczak | Pittsburgh | 11/20/94 | 42 | 26 | 343 | 0 | 0 | 40 |
| | Erik Kramer | Chicago | 10/27/97 | 50 | 32 | 343 | 2 | 0 | 54 |
| | Andrew Luck | Indianapolis | 11/25/18 | 37 | 30 | 343 | 3 | 2 | 36 |
| | Ken Anderson | Cincinnati | 11/28/83 | 36 | 23 | 342 | 1 | 2 | 80t |
| | Pat Ryan | N.Y. Jets | 11/27/88 | 43 | 27 | 341 | 2 | 1 | 35 |
| | Tony Eason | New England | 9/17/89 | 49 | 25 | 341 | 1 | 1 | 45 |
| * | Jim Kelly | Buffalo | 1/12/91 | 29 | 19 | 339 | 3 | 1 | 44 |
| | Joe Ferguson | Buffalo | 10/12/81 | 29 | 20 | 338 | 3 | 0 | 65t |

## GAMES OF 300+ PASSING YARDS

| | PLAYER | TEAM | DATE | ATT. | COMP. | YDS. | TD | INT. | LG |
|---|---|---|---|---|---|---|---|---|---|
| | Andy Dalton | Cincinnati | 10/31/13 | 53 | 32 | 338 | 0 | 3 | 26 |
| | Eli Manning | N.Y. Giants | 12/14/15 | 31 | 27 | 337 | 4 | 0 | 84t |
| | Brian Griese | Denver | 10/13/02 | 46 | 27 | 335 | 1 | 2 | 52 |
| | Sam Darnold | N.Y. Jets | 9/16/18 | 25 | 41 | 334 | 1 | 2 | 44 |
| | Steve Bartkowski | Atlanta | 9/21/80 | 36 | 18 | 332 | 2 | 0 | 53 |
| | Tom Brady | New England | 11/8/09 | 37 | 25 | 332 | 1 | 1 | 71t |
| | Joe Ferguson | Buffalo | 12/17/77 | 40 | 25 | 331 | 1 | 3 | 27 |
| ** | Joe Montana | San Francisco | 1/20/85 | 35 | 24 | 331 | 3 | 0 | 34 |
| | Vinny Testaverde | Baltimore | 10/19/97 | 47 | 32 | 331 | 1 | 0 | 34t |
| | Philip Rivers | L.A. Chargers | 9/17/17 | 39 | 31 | 331 | 1 | 0 | 24 |
| | Ken O'Brien | N.Y. Jets | 9/24/89 | 37 | 27 | 329 | 3 | 1 | 37t |
| | Drew Bledsoe | New England | 1/2/94 | 43 | 27 | 329 | 4 | 1 | 42 |
| | Tyrod Taylor | Buffalo | 12/24/16 | 39 | 26 | 329 | 3 | 0 | 53 |
| | Kurt Warner | St. Louis | 9/30/01 | 31 | 24 | 328 | 4 | 0 | 45t |
| | Trent Green | Kansas City | 9/29/02 | 34 | 24 | 328 | 5 | 0 | 46 |
| | Brooks Bollinger | N.Y. Jets | 12/18/05 | 42 | 28 | 327 | 2 | 0 | 60t |
| | Bruce Matheson | Seattle | 10/4/87 | 42 | 20 | 326 | 2 | 3 | 30 |
| | Warren Moon | Minnesota | 9/25/94 | 37 | 26 | 326 | 3 | 0 | 44t |
| | Philip Rivers | San Diego | 11/13/16 | 44 | 23 | 326 | 3 | 4 | 51t |
| | Neil O'Donnell | N.Y. Jets | 9/15/96 | 44 | 25 | 325 | 3 | 3 | 78t |
| | Kevin Kolb | Arizona | 9/30/12 | 48 | 29 | 324 | 3 | 2 | 46t |
| | Boomer Esiason | N.Y. Jets | 9/12/93 | 33 | 22 | 323 | 2 | 1 | 51 |
| | Glenn Foley | N.Y. Jets | 11/9/97 | 48 | 25 | 322 | 1 | 1 | 33 |
| | Andrew Luck | Indianapolis | 9/15/13 | 43 | 25 | 321 | 1 | 1 | 47 |
| | Mark Rypien | St. Louis | 12/24/95 | 42 | 27 | 320 | 2 | 1 | 31 |
| | Tyler Thigpen | Kansas City | 12/21/08 | 41 | 20 | 320 | 2 | 3 | 75 |
| | Jim Harbaugh | Indianapolis | 10/8/95 | 33 | 25 | 319 | 3 | 0 | 47t |
| | Neil O'Donnell | N.Y. Jets | 10/12/97 | 37 | 24 | 319 | 2 | 0 | 70 |
| | Carson Palmer | Cincinnati | 12/30/07 | 32 | 23 | 316 | 3 | 1 | 70t |
| | Ryan Fitzpatrick | Buffalo | 12/18/11 | 47 | 31 | 316 | 2 | 3 | 28 |
| | Mitchell Trubisky | Chicago | 10/14/18 | 31 | 22 | 316 | 3 | 1 | 54 |
| | Sam Bradford | St. Louis | 10/14/12 | 39 | 26 | 315 | 0 | 0 | 65 |
| | Steve Bono | Kansas City | 12/12/94 | 55 | 33 | 314 | 2 | 3 | 22t |
| * | Joe Montana | Kansas City | 12/31/94 | 37 | 26 | 314 | 2 | 1 | 57t |
| | Dan Fouts | San Diego | 10/15/78 | 30 | 22 | 313 | 1 | 2 | 46 |
| | Tony Eason | New England | 10/21/84 | 29 | 19 | 313 | 3 | 0 | 76t |
| | Aaron Rodgers | Green Bay | 10/17/10 | 33 | 18 | 313 | 1 | 1 | 86t |
| * | Mark Malone | Pittsburgh | 1/6/85 | 36 | 20 | 312 | 3 | 3 | 29t |
| | Drew Bledsoe | New England | 12/24/00 | 34 | 18 | 312 | 2 | 2 | 59 |
| | Philip Rivers | San Diego | 12/20/15 | 36 | 26 | 311 | 3 | 2 | 31 |
| | Richard Todd | N.Y. Jets | 10/4/81 | 39 | 28 | 310 | 4 | 1 | 46 |
| | Alex Van Pelt | Buffalo | 11/25/01 | 34 | 21 | 309 | 3 | 1 | 80t |
| | Mike Livingston | Kansas City | 10/19/69 | 34 | 17 | 308 | 1 | 1 | 93t |
| | Neil Lomax | St. Louis | 9/30/84 | 37 | 22 | 308 | 1 | 0 | 29 |
| | Matt Schaub | Baltimore | 12/6/15 | 46 | 32 | 308 | 1 | 2 | 41t |
| | Jay Cutler | Denver | 11/2/08 | 46 | 24 | 307 | 2 | 3 | 47 |
| | Philip Rivers | San Diego | 10/2/11 | 31 | 21 | 307 | 1 | 0 | 55t |
| * | Dan Pastorini | Houston | 12/24/78 | 29 | 20 | 306 | 1 | 0 | 34 |
| | Jim Kelly | Buffalo | 10/4/92 | 48 | 25 | 306 | 1 | 4 | 28 |
| | Drew Bledsoe | Buffalo | 12/1/02 | 27 | 15 | 306 | 3 | 0 | 73t |
| | Mark Sanchez | N.Y. Jets | 9/23/12 | 45 | 21 | 306 | 1 | 2 | 66 |
| | Greg Landry | Baltimore | 11/25/79 | 42 | 25 | 304 | 3 | 1 | 31t |
| | Tom Brady | New England | 12/24/11 | 46 | 27 | 304 | 1 | 0 | 42 |
| | Alex Smith | Kansas City | 12/24/17 | 39 | 25 | 304 | 1 | 0 | 52 |
| | Sonny Jurgensen | Washington | 10/13/74 | 39 | 26 | 303 | 2 | 3 | 37 |
| | Peyton Manning | Indianapolis | 9/21/09 | 23 | 14 | 303 | 2 | 0 | 80t |
| | Phillip Rivers | San Diego | 9/27/09 | 33 | 18 | 303 | 0 | 0 | 55 |
| | Peyton Manning | Indianapolis | 9/6/98 | 37 | 21 | 302 | 1 | 3 | 42 |
| | Ben Roethlisberger | Pittsburgh | 10/24/10 | 27 | 19 | 302 | 2 | 0 | 53t |
| | Pat Ryan | N.Y. Jets | 10/4/87 | 49 | 30 | 301 | 4 | 2 | 35t |
| | Derek Carr | Oakland | 11/5/17 | 30 | 21 | 300 | 1 | 1 | 44t |

## GAMES OF 100+ RECEIVING YARDS

| | PLAYER | TEAM | DATE | NO. | YDS. | TD | LG |
|---|---|---|---|---|---|---|---|
| * | Eric Moulds | Buffalo | 1/2/99 | 9 | 240 | 1 | 65 |
| | Eric Decker | N.Y. Jets | 12/28/14 | 10 | 221 | 1 | 74t |
| | Ron Jessie | L.A. Rams | 10/3/76 | 7 | 220 | 2 | 58t |
| | Isaac Bruce | St. Louis | 12/24/95 | 15 | 210 | 1 | 31 |
| | Eric Moulds | Buffalo | 11/25/01 | 6 | 196 | 2 | 80t |
| | Wesley Walker | N.Y. Jets | 9/21/86 | 6 | 194 | 4 | 65t |
| | Michael Irvin | Dallas | 10/27/96 | 12 | 186 | 1 | 61 |

## GAMES OF 100+ RECEIVING YARDS

| | PLAYER | TEAM | DATE | NO. | YDS. | TD | LG |
|---|---|---|---|---|---|---|---|
| | Dallas Clark | Indianapolis | 9/21/09 | 7 | 183 | 1 | 80t |
| | Stanley Morgan | New England | 11/8/81 | 5 | 182 | 1 | 76t |
| | Al Toon | N.Y. Jets | 11/27/88 | 14 | 181 | 0 | 29 |
| | Andre Johnson | Houston | 10/12/08 | 10 | 178 | 1 | 61 |
| | Reggie Rucker | Cleveland | 11/18/79 | 9 | 177 | 1 | 54 |
| | Marvin Harrison | Indianapolis | 11/11/01 | 9 | 174 | 3 | 45 |
| | Theo Bell | Pittsburgh | 11/30/80 | 4 | 173 | 0 | 45 |
| | A.J. Green | Cincinnati | 9/29/16 | 10 | 173 | 1 | 51 |
| | Jordy Nelson | Oakland | 9/23/18 | 6 | 173 | 1 | 66 |
| | Johnnie Morton | Detroit | 12/7/97 | 9 | 171 | 1 | 41 |
| | Steve Smith | Carolina | 9/25/05 | 11 | 170 | 3 | 53t |
| | Cris Carter | Minnesota | 9/10/00 | 9 | 168 | 0 | 42 |
| | Sammy Watkins | Buffalo | 11/8/15 | 8 | 168 | 1 | 63 |
| | Wes Welker | New England | 12/6/09 | 10 | 167 | 0 | 58 |
| * | Kellen Winslow | San Diego | 1/2/82 | 13 | 166 | 1 | 31 |
| | Odell Beckham Jr. | N.Y. Giants | 12/14/15 | 7 | 166 | 2 | 84t |
| | Tommy Kane | Seattle | 12/16/90 | 10 | 162 | 0 | 25 |
| | Antwaan Randle El | Washington | 9/9/07 | 5 | 162 | 0 | 54 |
| | Ben Coates | New England | 9/4/94 | 8 | 161 | 2 | 62t |
| | Don Maynard | N.Y. Jets | 12/1/68 | 7 | 160 | 3 | 54t |
| | Wes Welker | New England | 9/12/11 | 8 | 160 | 2 | 99t |
| | Al Toon | N.Y. Jets | 9/24/89 | 10 | 159 | 1 | 37t |
| | Bake Turner | N.Y. Jets | 12/15/68 | 7 | 157 | 0 | 71 |
| | Al Toon | N.Y. Jets | 11/10/85 | 10 | 156 | 0 | 44 |
| | Allen Robinson | Jacksonville | 9/20/15 | 6 | 155 | 2 | 52 |
| | Andre Reed | Buffalo | 9/1/91 | 11 | 154 | 1 | 54t |
| | Sammy Watkins | Buffalo | 12/24/16 | 7 | 154 | 1 | 53 |
| | Frank Lewis | Buffalo | 9/17/78 | 5 | 153 | 1 | 92t |
| | Larry Fitzgerald | Arizona | 9/14/08 | 6 | 153 | 0 | 75 |
| | Julian Edelman | New England | 1/1/17 | 8 | 151 | 1 | 77t |
| * | James Lofton | Buffalo | 1/12/91 | 7 | 149 | 1 | 44 |
| | Jerry Rice | San Francisco | 11/20/95 | 8 | 149 | 2 | 47t |
| | Stanley Morgan | New England | 12/22/86 | 8 | 148 | 2 | 30t |
| | Randy Moss | New England | 11/8/09 | 6 | 147 | 1 | 71t |
| | Santonio Holmes | N.Y. Jets | 9/23/12 | 9 | 147 | 0 | 38 |
| | Marlin Briscoe | Buffalo | 10/18/70 | 7 | 145 | 2 | 46t |
| | Raymond Butler | Baltimore | 9/27/81 | 4 | 145 | 2 | 67t |
| | Keyshawn Johnson | N.Y. Jets | 12/12/99 | 11 | 144 | 2 | 27 |
| | Marvin Harrison | Indianapolis | 9/15/02 | 11 | 144 | 1 | 33 |
| | Terrelle Pryor Sr. | Cleveland | 9/25/16 | 8 | 144 | 0 | 40 |
| | Mark Carrier | Tampa Bay | 10/30/88 | 9 | 142 | 0 | 47 |
| | George Sauer | N.Y. Jets | 11/20/66 | 7 | 142 | 0 | – |
| * | Stephone Paige | Kansas City | 1/5/91 | 8 | 142 | 1 | 33 |
| | Santana Moss | N.Y. Jets | 9/14/03 | 5 | 142 | 1 | 61 |
| | Tony Gonzalez | Kansas City | 9/29/02 | 7 | 140 | 3 | 42t |
| | Anquan Boldin | Arizona | 9/14/08 | 6 | 140 | 3 | 79t |
| | George Sauer | N.Y. Jets | 10/22/67 | 6 | 139 | 1 | 61t |
| | Julian Edelman | New England | 12/15/13 | 13 | 139 | 1 | 24t |
| | Wes Welker | New England | 10/21/07 | 9 | 138 | 2 | 36 |
| | Wes Welker | New England | 12/24/11 | 12 | 138 | 0 | 42 |
| | Antonio Brown | Pittsburgh | 12/8/13 | 5 | 138 | 1 | 56 |
| | Jimmy Teal | Seattle | 10/4/87 | 9 | 137 | 0 | 32 |
| | Joey Galloway | Seattle | 10/6/96 | 5 | 137 | 2 | 65t |
| | Alfred Jenkins | Atlanta | 9/21/80 | 4 | 136 | 0 | 33 |
| | Jeff Graham | N.Y. Jets | 9/15/96 | 5 | 136 | 1 | 78t |
| * | Jimmy Smith | Jacksonville | 1/15/00 | 5 | 136 | 2 | 70t |
| | Ben Coates | New England | 11/3/96 | 5 | 135 | 2 | 84t |
| | Gene Foster | San Diego | 10/2/66 | 6 | 134 | 2 | 63t |
| | Jim Whalen | Boston | 10/15/67 | 6 | 134 | 3 | – |
| | Andre Reed | Buffalo | 10/13/96 | 10 | 134 | 0 | 49 |
| | Brent Celek | Philadelphia | 11/15/15 | 4 | 134 | 0 | 60 |
| | Leonard Thompson | Detroit | 10/27/85 | 6 | 133 | 1 | 48 |
| | Stephone Paige | Kansas City | 12/3/89 | 7 | 133 | 1 | 38t |
| | Greg Jennings | Green Bay | 10/17/10 | 6 | 133 | 1 | 86t |
| | Fred Biletnikoff | Oakland | 9/20/69 | 9 | 132 | 1 | 13t |
| | Otis Taylor | Kansas City | 10/19/69 | 4 | 131 | 0 | 79 |
| | J.J. Birden | Kansas City | 12/12/94 | 10 | 131 | 1 | 22t |
| | Shawn Jefferson | New England | 11/23/98 | 6 | 131 | 1 | 38 |
| | Troy Brown | New England | 10/19/03 | 6 | 131 | 1 | 82t |
| | Chad Johnson | Cincinnati | 12/30/07 | 4 | 131 | 2 | 70t |
| | Hines Ward | Pittsburgh | 10/24/10 | 7 | 131 | 1 | 43 |

## GAMES OF 100+ RECEIVING YARDS

| PLAYER | TEAM | DATE | NO. | YDS. | TD | LG |
|---|---|---|---|---|---|---|
| Danny Amendola | New England | 12/15/13 | 10 | 131 | 0 | 30 |
| Brandon Marshall | N.Y. Jets | 11/29/15 | 9 | 131 | 2 | 47 |
| Chris Burkett | Buffalo | 10/25/87 | 9 | 130 | 1 | 34 |
| Eric Moulds | Buffalo | 12/1/02 | 5 | 130 | 1 | 57t |
| Randy Vataha | New England | 12/5/71 | 7 | 129 | 2 | 51t |
| * Steve Largent | Seattle | 12/29/84 | 6 | 128 | 1 | 56t |
| Matt Jones | Jacksonville | 12/3/06 | 6 | 128 | 1 | 33 |
| A.J. Green | Cincinnati | 10/31/13 | 11 | 128 | 0 | 21 |
| Brandon Marshall | N.Y. Jets | 10/4/15 | 7 | 128 | 0 | 58 |
| Cris Collinsworth | Cincinnati | 11/28/83 | 8 | 127 | 0 | 48 |
| Jake Reed | Minnesota | 9/25/94 | 9 | 127 | 0 | 21 |
| Andre Reed | Buffalo | 12/16/96 | 6 | 127 | 1 | 67t |
| Nate Washington | Houston | 10/25/15 | 9 | 127 | 2 | 27t |
| Charlie Mitchell | Denver | 12/4/66 | 4 | 126 | 1 | 79t |
| Wesley Walker | N.Y. Jets | 11/26/78 | 6 | 126 | 1 | 42 |
| Roy Williams | Detroit | 11/23/06 | 6 | 126 | 0 | 41 |
| Jared Cook | Oakland | 11/5/17 | 8 | 126 | 0 | 35 |
| Lance Alworth | San Diego | 11/12/67 | 4 | 125 | 1 | 54t |
| Stanley Morgan | New England | 10/5/86 | 6 | 125 | 1 | 27t |
| Tim Brown | Oakland | 11/30/97 | 8 | 125 | 1 | 36 |
| Raghib Ismail | Dallas | 11/25/99 | 5 | 125 | 1 | 65t |
| Marvin Harrison | Indianapolis | 12/5/99 | 8 | 125 | 0 | 36 |
| Randy Moss | New England | 11/23/08 | 8 | 125 | 3 | 29t |
| Emmanuel Sanders | Denver | 11/23/14 | 9 | 125 | 0 | 35 |
| Tyrell Williams | San Diego | 11/13/16 | 5 | 125 | 1 | 51t |
| T.Y. Hilton | Indianapolis | 11/25/18 | 7 | 125 | 0 | 36 |
| Stanley Morgan | New England | 11/29/79 | 5 | 124 | 1 | 38t |
| Rob Moore | N.Y. Jets | 9/12/93 | 6 | 124 | 0 | 51 |
| Rob Moore | N.Y. Jets | 11/27/94 | 7 | 124 | 0 | 35 |
| T.Y. Hilton | Indianapolis | 9/15/13 | 6 | 124 | 0 | 47 |
| * Antonio Brown | Pittsburgh | 1/8/17 | 5 | 124 | 2 | 62t |
| Will Fuller | Houston | 10/25/18 | 5 | 124 | 1 | 73t |
| Antonio Gates | San Diego | 12/11/05 | 13 | 123 | 1 | 25 |
| Jim Whalen | Boston | 12/17/67 | 4 | 122 | 0 | 33 |
| * Fred Biletnikoff | Oakland | 12/21/74 | 8 | 122 | 1 | 20 |
| Dokie Williams | L.A. Raiders | 12/2/84 | 2 | 122 | 1 | 75t |
| Andre Reed | Buffalo | 9/11/88 | 8 | 122 | 0 | 21 |
| * Andre Reed | Buffalo | 1/12/91 | 4 | 122 | 2 | 43 |
| Randy Moss | New England | 10/21/07 | 4 | 122 | 2 | 50t |
| Don Maynard | N.Y. Jets | 10/1/67 | 10 | 121 | 0 | – |
| Tony Martin | San Diego | 11/5/95 | 7 | 121 | 1 | 50t |
| Don Maynard | N.Y. Jets | 11/2/69 | 4 | 121 | 2 | 42t |
| Wayne Patrick | Buffalo | 10/18/70 | 6 | 121 | 0 | 48 |
| Joe Washington | Baltimore | 11/11/79 | 10 | 121 | 0 | 23 |
| Henry Ellard | L.A. Rams | 12/14/86 | 8 | 121 | 1 | 22 |
| Darrell Jackson | Seattle | 10/28/01 | 5 | 121 | 1 | 64 |
| Torrey Smith | Baltimore | 10/6/13 | 6 | 121 | 0 | 41 |
| George Sauer | N.Y. Jets | 10/1/67 | 10 | 120 | 0 | – |
| Sammy White | Minnesota | 12/11/76 | 9 | 120 | 3 | 36t |
| Butch Woolfolk | Houston | 9/8/85 | 3 | 120 | 1 | 80t |
| Wes Welker | New England | 11/23/08 | 8 | 120 | 0 | 64 |
| Vincent Jackson | San Diego | 9/27/09 | 5 | 120 | 0 | 55 |
| Lance Alworth | San Diego | 10/2/66 | 6 | 119 | 2 | – |
| Eric Sievers | San Diego | 11/18/84 | 12 | 119 | 2 | 24 |
| Fred Biletnikoff | Oakland | 10/4/69 | 9 | 119 | 1 | 23 |
| Mike Jones | New Orleans | 12/7/86 | 6 | 119 | 0 | 34 |
| Andre Johnson | Houston | 9/9/12 | 8 | 119 | 1 | 29 |
| Vincent Brisby | New England | 11/12/95 | 6 | 118 | 1 | 47t |
| Andre Roberts | Arizona | 9/30/12 | 6 | 118 | 2 | 46t |
| Richard Caster | N.Y. Jets | 10/7/74 | 3 | 117 | 1 | 89t |
| O.J. Simpson | Buffalo | 12/7/75 | 8 | 117 | 1 | 62t |
| Eric Sievers | New England | 12/10/89 | 6 | 117 | 0 | 41 |
| Carl Pickens | Cincinnati | 10/1/95 | 9 | 117 | 3 | 44t |
| Lee Evans | Buffalo | 12/4/05 | 5 | 117 | 3 | 56t |
| Sammy Watkins | Buffalo | 9/14/14 | 8 | 117 | 1 | 30 |
| Paul Coffman | Green Bay | 10/28/79 | 5 | 116 | 1 | 78t |
| Jimmie Giles | Tampa Bay | 10/20/85 | 7 | 116 | 4 | 39t |
| Irving Fryar | Philadelphia | 10/20/96 | 8 | 116 | 4 | 38t |
| Shawn Jefferson | New England | 10/25/98 | 4 | 116 | 0 | 54 |
| Lee Evans | Buffalo | 10/26/08 | 7 | 116 | 0 | 33 |
| Peyton Hillis | Denver | 11/2/08 | 7 | 116 | 1 | 47 |

## GAMES OF 100+ RECEIVING YARDS

| | PLAYER | TEAM | DATE | NO. | YDS. | TD | LG |
|---|---|---|---|---|---|---|---|
| | Tony Hill | Dallas | 12/17/84 | 6 | 115 | 1 | 66t |
| | Steve Breaston | Kansas City | 11/6/11 | 7 | 115 | 0 | 37 |
| | Julio Jones | Atlanta | 9/22/13 | 9 | 115 | 0 | 28 |
| | Isaac Curtis | Cincinnati | 11/28/83 | 4 | 114 | 1 | 80t |
| | Stanley Morgan | New England | 10/21/84 | 3 | 114 | 1 | 76t |
| | Dennis Northcutt | Cleveland | 12/26/04 | 4 | 114 | 1 | 58t |
| | Darren Sproles | New Orleans | 9/30/13 | 7 | 114 | 1 | 48 |
| | Martellus Bennett | New England | 9/18/16 | 5 | 114 | 1 | 37 |
| | Otis Taylor | Kansas City | 11/13/66 | 4 | 113 | 1 | 89t |
| | Otis Taylor | Kansas City | 9/28/68 | 3 | 113 | 1 | 44 |
| | Eric Crabtree | Cincinnati | 9/14/69 | 3 | 113 | 2 | 69t |
| | James Lofton | L.A. Raiders | 10/9/88 | 5 | 113 | 0 | 32 |
| | Tim Brown | Oakland | 10/31/99 | 7 | 113 | 0 | 32 |
| | Calvin Johnson | Detroit | 11/9/14 | 7 | 113 | 1 | 49t |
| | Rob Gronkowski | New England | 10/29/15 | 6 | 113 | 1 | 47t |
| | Jim Colclough | Boston | 12/17/67 | 3 | 112 | 0 | 52 |
| * | Mike Barber | Houston | 12/24/78 | 4 | 112 | 0 | 55 |
| | Wesley Walker | N.Y. Jets | 10/4/81 | 8 | 112 | 2 | 46 |
| | Will Moore | New England | 9/10/95 | 8 | 112 | 0 | 33 |
| | Terry Glenn | New England | 11/3/96 | 10 | 112 | 0 | 20 |
| | A.J. Green | Cincinnati | 10/7/18 | 6 | 112 | 0 | 23 |
| | Wayne Patrick | Buffalo | 10/18/70 | 6 | 111 | 0 | 48 |
| | Roy Jefferson | Washington | 10/13/74 | 7 | 111 | 1 | 37t |
| | John Holland | Buffalo | 9/13/76 | 2 | 111 | 2 | 58t |
| * | John Stallworth | Pittsburgh | 1/6/85 | 4 | 111 | 2 | 65t |
| | Kevin House | Tampa Bay | 10/20/85 | 4 | 111 | 0 | 57 |
| | Al Toon | N.Y. Jets | 9/21/86 | 7 | 111 | 0 | 31 |
| | Torry Holt | St. Louis | 9/30/01 | 4 | 111 | 1 | 45t |
| * | Ed Podolak | Kansas City | 12/25/71 | 8 | 110 | 1 | 29 |
| | Anthony Miller | San Diego | 12/27/93 | 7 | 110 | 2 | 41t |
| | Randy Moss | Minnesota | 12/21/02 | 7 | 110 | 0 | 60 |
| | Jeremy Shockey | N.Y. Giants | 10/5/03 | 11 | 110 | 0 | 20 |
| | Lee Evans | Buffalo | 12/5/04 | 4 | 110 | 2 | 69t |
| | Taylor Gabriel | Chicago | 10/14/18 | 5 | 110 | 0 | 54 |
| | Emerson Boozer | N.Y. Jets | 10/1/67 | 5 | 109 | 2 | – |
| | Richie Anderson | N.Y. Jets | 10/23/00 | 12 | 109 | 0 | 19 |
| | Golden Tate | Detroit | 11/9/14 | 11 | 109 | 0 | 28 |
| | Tyreek Hill | Kansas City | 12/24/17 | 6 | 109 | 0 | 52 |
| | Wesley Walker | N.Y. Jets | 9/3/78 | 4 | 108 | 2 | 47t |
| * | Charlie Joiner | San Diego | 1/2/82 | 7 | 108 | 0 | 39 |
| | Art Monk | N.Y. Jets | 11/27/94 | 5 | 108 | 0 | 69 |
| * | Steve Tasker | Buffalo | 12/30/95 | 5 | 108 | 1 | 37t |
| | Dedric Ward | N.Y. Jets | 11/9/97 | 6 | 108 | 0 | 33 |
| | Leon Washington | N.Y. Jets | 12/25/06 | 4 | 108 | 0 | 64 |
| | Jacoby Ford | Oakland | 11/28/10 | 4 | 108 | 1 | 52 |
| | Vincent Jackson | San Diego | 10/2/11 | 3 | 108 | 1 | 55t |
| | Donnie Avery | Indianapolis | 11/4/12 | 5 | 108 | 0 | 48 |
| | Jordan Cameron | Cleveland | 9/8/13 | 9 | 108 | 1 | 22 |
| | Jack Snow | L.A. Rams | 10/31/71 | 5 | 107 | 1 | 51t |
| | Jordy Nelson | Green Bay | 10/12/14 | 9 | 107 | 1 | 22 |
| | Javorius Allen | Baltimore | 12/6/15 | 12 | 107 | 1 | 41t |
| | Rob Gronkowski | New England | 12/9/18 | 8 | 107 | 1 | 17 |
| | Warren Wells | Oakland | 9/21/68 | 3 | 106 | 1 | 73t |
| | Raymond Chester | Baltimore | 10/10/76 | 5 | 106 | 0 | 48 |
| | Frank Lewis | Buffalo | 10/12/81 | 5 | 106 | 0 | 30 |
| | Tony Hill | Dallas | 10/25/81 | 5 | 106 | 0 | 38 |
| * | Wes Chandler | San Diego | 1/2/82 | 6 | 106 | 0 | 47 |
| | Andre Reed | Buffalo | 12/4/94 | 3 | 106 | 2 | 83t |
| | Warrick Dunn | Tampa Bay | 9/21/97 | 6 | 106 | 1 | 58t |
| | Laveranues Coles | N.Y. Jets | 10/15/06 | 5 | 106 | 2 | 58t |
| | Leonard Hankerson | Washington | 11/13/11 | 8 | 106 | 0 | 22 |
| | Bake Turner | N.Y. Jets | 12/14/69 | 4 | 105 | 2 | 34t |
| | Harold Jackson | New England | 11/29/79 | 5 | 105 | 1 | 33 |
| | Eddie Brown | Cincinnati | 11/8/87 | 8 | 105 | 0 | 32 |
| | Jermaine Lewis | Baltimore | 10/19/97 | 6 | 105 | 0 | 28 |
| | Wayne Chrebet | N.Y. Jets | 12/13/98 | 5 | 105 | 1 | 52 |
| | Tony Martin | Atlanta | 12/27/98 | 3 | 105 | 1 | 53 |
| | Ed McCaffrey | Denver | 9/13/99 | 6 | 105 | 3 | 61t |
| | Jeremy Shockey | New Orleans | 10/25/09 | 4 | 105 | 0 | 66 |
| | Art Powell | Oakland | 9/2/66 | 8 | 104 | 1 | 17t |
| * | Elmo Wright | Kansas City | 12/25/71 | 3 | 104 | 0 | 63 |

## GAMES OF 100+ RECEIVING YARDS

| | PLAYER | TEAM | DATE | NO. | YDS. | TD | LG |
|---|---|---|---|---|---|---|---|
| | Derrick Gaffney | N.Y. Jets | 9/30/79 | 4 | 104 | 0 | 43 |
| | Wayne Chrebet | N.Y. Jets | 10/12/97 | 5 | 104 | 1 | 70 |
| | Tim Brown | Oakland | 12/6/98 | 9 | 104 | 2 | 27 |
| | Wayne Chrebet | N.Y. Jets | 10/23/00 | 6 | 104 | 2 | 28 |
| | Gary Garrison | San Diego | 10/11/69 | 4 | 103 | 2 | 40t |
| * | Ken Burrough | Houston | 12/24/78 | 6 | 103 | 0 | 53 |
| | Thurman Thomas | Buffalo | 9/1/91 | 8 | 103 | 1 | 50t |
| * | Kimble Anders | Kansas City | 12/31/94 | 6 | 103 | 1 | 57t |
| | Aaron Hernandez | New England | 9/12/11 | 7 | 103 | 1 | 30 |
| | Wes Welker | New England | 12/2/12 | 12 | 103 | 1 | 14 |
| | Marvin Harrison | Indianapolis | 9/6/98 | 5 | 102 | 1 | 42 |
| | Troy Brown | New England | 12/24/00 | 8 | 102 | 0 | 22 |
| | David Patten | New England | 10/6/02 | 5 | 102 | 2 | 34t |
| | Doug Jolley | N.Y. Jets | 12/18/05 | 9 | 102 | 1 | 60t |
| | Jamaal Charles | Kansas City | 12/21/08 | 3 | 102 | 0 | 75 |
| | Kellen Winslow | Tampa Bay | 11/15/09 | 7 | 102 | 0 | 37 |
| | Rob Gronkowski | New England | 1/2/11 | 6 | 102 | 1 | 28 |
| | T.Y. Hilton | Indianapolis | 11/4/12 | 6 | 102 | 1 | 36t |
| | Elbert Dubenion | Buffalo | 9/18/66 | 5 | 101 | 0 | 26 |
| | Jerry LeVias | Houston | 11/23/69 | 4 | 101 | 1 | – |
| | Andre Rison | Atlanta | 10/11/92 | 7 | 101 | 1 | 22t |
| | Heath Miller | Pittsburgh | 9/7/06 | 3 | 101 | 1 | 87t |
| | Andre Johnson | Houston | 10/1/06 | 9 | 101 | 1 | 30 |
| | Cecil Shorts | Jacksonville | 12/16/12 | 6 | 101 | 0 | 30 |
| | Richard Caster | N.Y. Jets | 11/24/74 | 6 | 100 | 2 | 45t |
| | Al Toon | N.Y. Jets | 12/7/87 | 5 | 100 | 1 | 44t |
| | Lawrence Dawsey | Tampa Bay | 12/1/91 | 8 | 100 | 1 | 17t |
| | Curtis Conway | Chicago | 10/27/97 | 6 | 100 | 0 | 54 |
| | Ken Dilger | Indianapolis | 12/14/97 | 5 | 100 | 3 | 43 |
| | Ben Watson | Cleveland | 12/5/10 | 10 | 100 | 1 | 22 |
| | Jimmy Graham | New Orleans | 9/30/13 | 4 | 100 | 2 | 43t |
| | Keenan Allen | L.A. Chargers | 9/17/17 | 9 | 100 | 0 | 24 |

## GAMES OF 100+ RUSHING YARDS

| | PLAYER | TEAM | DATE | NO. | YDS. | TD | LG |
|---|---|---|---|---|---|---|---|
| | O.J. Simpson | Buffalo | 12/5/76 | 24 | 203 | 1 | 75t |
| | Rueben Mayes | New Orleans | 12/7/86 | 28 | 203 | 2 | 34t |
| | Earl Campbell | Houston | 11/20/78 | 28 | 199 | 4 | 81t |
| * | Terrell Davis | Denver | 1/9/99 | 21 | 199 | 2 | 62 |
| | Justin Fargas | Oakland | 9/30/07 | 22 | 179 | 0 | 48 |
| | Freeman McNeil | N.Y. Jets | 10/14/85 | 28 | 173 | 0 | 20 |
| | Ricky Watters | Philadelphia | 10/20/96 | 25 | 173 | 1 | 49t |
| | Gerald Riggs | Atlanta | 11/30/86 | 33 | 172 | 1 | 31 |
| | Eric Dickerson | Indianapolis | 12/4/88 | 31 | 169 | 1 | 19 |
| | Jamal Lewis | Baltimore | 1/2/05 | 34 | 167 | 1 | 20 |
| | C.J. Anderson | Denver | 11/23/14 | 27 | 167 | 1 | 26 |
| * | Le'Veon Bell | Pittsburgh | 1/8/17 | 29 | 167 | 2 | 26 |
| ** | John Riggins | Washington | 1/30/83 | 38 | 166 | 1 | 43t |
| | Reuben Droughns | Cleveland | 11/20/05 | 30 | 166 | 1 | 75t |
| | Chris Ivory | N.Y. Jets | 10/4/15 | 29 | 166 | 1 | 24 |
| | Thurman Thomas | Buffalo | 9/1/91 | 25 | 165 | 1 | 20 |
| | Jim Nance | Boston | 12/17/67 | 24 | 164 | 2 | 29 |
| | William Andrews | Atlanta | 12/10/83 | 21 | 161 | 1 | 24t |
| * | Earnest Byner | Cleveland | 1/4/86 | 16 | 161 | 2 | 66t |
| | Hoyle Granger | Houston | 12/23/67 | 21 | 160 | 1 | 23 |
| | Wayne Wilson | New Orleans | 10/2/83 | 34 | 160 | 0 | 12 |
| * | Thurman Thomas | Buffalo | 12/30/95 | 25 | 158 | 1 | 32 |
| | Kerryon Johnson | Detroit | 10/21/18 | 19 | 158 | 0 | 71 |
| | Don Woods | San Diego | 9/29/74 | 18 | 157 | 2 | 56t |
| | Earnest Byner | Washington | 12/2/90 | 32 | 157 | 3 | 21 |
| | Antowain Smith | New England | 12/22/01 | 26 | 156 | 1 | 44 |
| | Laurence Maroney | New England | 12/23/07 | 14 | 156 | 1 | 59t |
| | Marcus Allen | L.A. Raiders | 12/2/84 | 20 | 155 | 3 | 52t |
| | Eric Dickerson | Indianapolis | 11/15/87 | 30 | 154 | 1 | 13 |
| | Thurman Thomas | Buffalo | 12/23/90 | 30 | 154 | 1 | 13t |
| | Christian Okoye | Kansas City | 10/13/91 | 23 | 153 | 2 | 38t |
| | Dick Post | San Diego | 11/3/68 | 21 | 151 | 0 | 24 |
| | Travis Henry | Buffalo | 12/1/02 | 35 | 151 | 1 | 13 |
| | Thurman Thomas | Buffalo | 10/29/89 | 27 | 148 | 1 | 30t |
| | Christian Okoye | Kansas City | 12/3/89 | 32 | 148 | 1 | 13 |

## GAMES OF 100+ RUSHING YARDS

| | PLAYER | TEAM | DATE | NO. | YDS. | TD | LG |
|---|---|---|---|---|---|---|---|
| | Thurman Thomas | Buffalo | 12/17/95 | 35 | 148 | 1 | 15 |
| | Brian Westbrook | Philadelphia | 11/18/07 | 32 | 148 | 0 | 36 |
| | Adrian Peterson | Minnesota | 9/19/10 | 28 | 145 | 1 | 23 |
| | Aaron Jones | Green Bay | 11/11/18 | 15 | 145 | 2 | 67 |
| | Barry Sanders | Detroit | 9/15/91 | 32 | 143 | 0 | 14 |
| | Lee Suggs | Cleveland | 12/26/04 | 38 | 143 | 0 | 13 |
| | Lydell Mitchell | Baltimore | 10/9/77 | 17 | 142 | 1 | 64t |
| | Curtis Martin | New England | 11/12/95 | 30 | 142 | 2 | 23 |
| | Woody Campbell | Houston | 12/3/67 | 18 | 141 | 1 | 42 |
| * | Natrone Means | San Diego | 1/8/95 | 24 | 139 | 1 | 24t |
| | Earl Campbell | Houston | 12/4/83 | 28 | 138 | 1 | 35t |
| | Edgerrin James | Indianapolis | 9/15/02 | 30 | 138 | 0 | 13 |
| | C.J. Spiller | Buffalo | 12/23/12 | 22 | 138 | 0 | 62 |
| | Barry Sanders | Detroit | 12/7/97 | 30 | 137 | 1 | 19 |
| | Dalvin Cook | Minnesota | 12/16/18 | 19 | 136 | 2 | 26 |
| | Thurman Thomas | Buffalo | 11/18/91 | 23 | 135 | 1 | 30 |
| * | Fred Taylor | Jacksonville | 1/15/00 | 18 | 135 | 1 | 90t |
| | Josh Allen | Buffalo | 12/2/18 | 9 | 135 | 0 | 28 |
| | Paul Robinson | Cincinnati | 11/17/68 | 22 | 134 | 3 | 54t |
| | Jim Nance | Boston | 11/27/66 | 23 | 133 | 1 | 27t |
| | Lamar Miller | Houston | 10/25/18 | 18 | 133 | 1 | 58 |
| | Freeman McNeil | N.Y. Jets | 11/4/84 | 20 | 132 | 1 | 52 |
| | Johnny Hector | N.Y. Jets | 12/22/91 | 13 | 132 | 0 | 47 |
| | Travis Henry | Buffalo | 10/20/02 | 22 | 132 | 0 | 34 |
| | Knile Davis | Kansas City | 9/21/14 | 32 | 132 | 1 | 21t |
| | Mike Garrett | Kansas City | 9/24/67 | 20 | 131 | 0 | 28 |
| | Brandon Jacobs | N.Y. Giants | 10/28/07 | 23 | 131 | 0 | 15 |
| | Edgerrin James | Indianapolis | 12/5/99 | 23 | 130 | 2 | 41t |
| | Darren McFadden | Dallas | 11/22/15 | 29 | 129 | 0 | 35 |
| | LeSean McCoy | Buffalo | 12/24/16 | 24 | 128 | 1 | 19t |
| | Michael Pittman | Tampa Bay | 10/16/05 | 15 | 127 | 1 | 57t |
| | Ryan Mathews | San Diego | 11/17/13 | 19 | 127 | 0 | 51 |
| | Joe Washington | Baltimore | 10/29/78 | 20 | 126 | 0 | 29 |
| | Floyd Little | Denver | 10/27/68 | 25 | 126 | 1 | 19 |
| | Antowain Smith | Buffalo | 11/14/99 | 29 | 126 | 0 | 24 |
| | Chris Johnson | Tennessee | 11/11/12 | 23 | 126 | 1 | 21 |
| | Eric Dickerson | Indianapolis | 9/25/88 | 30 | 125 | 0 | 9 |
| | Thurman Thomas | Buffalo | 10/9/94 | 31 | 125 | 2 | 26t |
| | Earnest Jackson | San Diego | 11/18/84 | 28 | 124 | 0 | 16 |
| | Eric Dickerson | L.A. Rams | 12/14/86 | 28 | 124 | 1 | 25 |
| | Robert Holmes | Kansas City | 9/28/68 | 13 | 123 | 1 | 76t |
| | Neal Anderson | Chicago | 9/4/88 | 24 | 123 | 2 | 15 |
| | Scott Lockwood | New England | 12/27/92 | 30 | 123 | 0 | 23 |
| | Tatum Bell | Denver | 12/12/04 | 17 | 123 | 2 | 29 |
| | LeGarrette Blount | New England | 9/18/16 | 29 | 123 | 1 | 26 |
| | Tony Dorsett | Dallas | 10/25/81 | 24 | 122 | 0 | 18 |
| | DeAngelo Williams | Carolina | 11/19/09 | 13 | 122 | 0 | 50 |
| | Walter Payton | Chicago | 12/2/85 | 23 | 121 | 0 | 15 |
| | Larry Kinnebrew | Buffalo | 10/29/89 | 21 | 121 | 1 | 25 |
| | Dorsey Levens | Green Bay | 9/14/97 | 21 | 121 | 0 | 23 |
| | Corey Dillon | New England | 12/20/04 | 26 | 121 | 1 | 20 |
| | Alfred Morris | Washington | 9/13/15 | 25 | 121 | 0 | 14 |
| | DeMarco Murray | Tennessee | 10/9/16 | 27 | 121 | 0 | 14 |
| | O.J. Simpson | Buffalo | 11/18/73 | 20 | 120 | 0 | 28 |
| | Earl Campbell | Houston | 11/5/79 | 32 | 120 | 0 | 11 |
| * | Chuck Muncie | San Diego | 1/2/82 | 24 | 120 | 1 | 19 |
| | Curtis Martin | N.Y. Jets | 10/14/01 | 22 | 120 | 1 | 27t |
| | Jim Braxton | Buffalo | 11/18/73 | 17 | 119 | 0 | 36 |
| | Craig James | New England | 11/3/85 | 23 | 119 | 0 | 14 |
| | Ronnie Harmon | Buffalo | 11/29/87 | 23 | 119 | 0 | 19 |
| | Jerome Bettis | Pittsburgh | 11/25/96 | 27 | 119 | 0 | 14 |
| | Natrone Means | San Diego | 12/27/93 | 18 | 118 | 3 | 65t |
| | Edgerrin James | Indianapolis | 11/26/00 | 26 | 118 | 0 | 13 |
| | Ahman Green | Green Bay | 10/22/06 | 18 | 118 | 1 | 70t |
| | Warren Williams | Pittsburgh | 12/18/88 | 16 | 117 | 0 | 33 |
| * | Thurman Thomas | Buffalo | 1/12/91 | 32 | 117 | 2 | 14 |
| | Chris Johnson | Tennessee | 11/14/10 | 17 | 117 | 1 | 30 |
| | Franco Harris | Pittsburgh | 11/30/80 | 28 | 116 | 1 | 9t |
| | Freeman McNeil | N.Y. Jets | 9/12/82 | 13 | 116 | 0 | 48 |
| | Freeman McNeil | N.Y. Jets | 11/26/84 | 24 | 116 | 0 | 39 |
| | Curtis Martin | N.Y. Jets | 11/1/04 | 19 | 115 | 1 | 25t |

## GAMES OF 100+ RUSHING YARDS

| PLAYER | TEAM | DATE | NO. | YDS. | TD | LG |
|---|---|---|---|---|---|---|
| Lamont Jordan | N.Y. Jets | 11/1/04 | 14 | 115 | 1 | 25t |
| Willie Parker | Pittsburgh | 9/7/06 | 29 | 115 | 0 | 32 |
| Fred Jackson | Buffalo | 12/9/07 | 15 | 115 | 0 | 27 |
| Emerson Boozer | N.Y. Jets | 12/13/70 | 18 | 114 | 0 | 21 |
| Curtis Brown | Buffalo | 11/12/78 | 11 | 114 | 1 | 58t |
| James Jones | Detroit | 10/27/85 | 36 | 114 | 1 | 8 |
| Jim Nance | Boston | 10/15/67 | 20 | 113 | 0 | 19 |
| Mel Owens | Detroit | 12/15/73 | 27 | 113 | 1 | 10 |
| Horace Ivory | New England | 10/22/78 | 15 | 113 | 2 | 28 |
| * Curt Warner | Seattle | 12/31/83 | 29 | 113 | 2 | 18 |
| Terry Allen | Minnesota | 9/25/94 | 15 | 113 | 1 | 45 |
| Colin Kaepernick | San Francisco | 11/27/16 | 10 | 113 | 0 | 30 |
| Alex Collins | Baltimore | 10/26/17 | 18 | 113 | 0 | 19 |
| Edgerrin James | Indianapolis | 12/17/00 | 32 | 112 | 0 | 15 |
| LeSean McCoy | Buffalo | 11/8/15 | 16 | 112 | 1 | 48t |
| Dion Lewis | New England | 11/26/17 | 15 | 112 | 0 | 25 |
| Sony Michel | New England | 9/30/18 | 25 | 112 | 1 | 23 |
| Hoyle Granger | Houston | 12/3/67 | 25 | 111 | 1 | 13 |
| Jim Nance | Boston | 12/8/68 | 19 | 111 | 1 | 30t |
| Wilbert Montgomery | Philadelphia | 9/24/78 | 25 | 111 | 0 | 12 |
| Willis McGahee | Buffalo | 10/17/04 | 26 | 111 | 0 | 31 |
| Franco Harris | Pittsburgh | 11/14/76 | 22 | 110 | 1 | 26 |
| Rocky Bleier | Pittsburgh | 11/14/76 | 20 | 110 | 0 | 13 |
| Eric Dickerson | Indianapolis | 12/30/90 | 20 | 110 | 0 | 16 |
| Corey Dillon | Cincinnati | 10/1/00 | 22 | 110 | 0 | 19 |
| Curtis Martin | N.Y. Jets | 10/3/04 | 24 | 110 | 1 | 13 |
| Thomas Jones | N.Y. Jets | 9/23/07 | 25 | 110 | 0 | 12 |
| Karlos Williams | Buffalo | 9/27/15 | 12 | 110 | 1 | 41t |
| Karlos Williams | Buffalo | 11/8/15 | 9 | 110 | 2 | 38t |
| Jonathan Stewart | Carolina | 11/13/17 | 17 | 110 | 0 | 18 |
| Jim Nance | Boston | 11/9/69 | 17 | 109 | 0 | 23 |
| Stump Mitchell | St. Louis | 9/30/84 | 20 | 109 | 2 | 19 |
| * Terry Allen | Baltimore | 1/13/02 | 25 | 109 | 1 | 13 |
| Joe Cribbs | Buffalo | 12/27/82 | 19 | 108 | 1 | 62t |
| Curtis Martin | N.Y. Jets | 10/4/98 | 36 | 108 | 1 | 15 |
| Larry Johnson | Kansas City | 12/21/08 | 12 | 108 | 1 | 33 |
| Denard Robinson | Jacksonville | 10/26/14 | 18 | 108 | 0 | 41 |
| Freeman McNeil | N.Y. Jets | 11/10/85 | 26 | 107 | 0 | 13 |
| Eric Dickerson | Indianapolis | 12/17/89 | 21 | 107 | 2 | 17 |
| * Edgerrin James | Indianapolis | 12/30/00 | 21 | 107 | 0 | 34 |
| Marshawn Lynch | Buffalo | 12/9/07 | 23 | 107 | 0 | 11 |
| Lydell Mitchell | Baltimore | 11/23/75 | 26 | 106 | 1 | 32t |
| Sam Cunningham | New England | 9/19/76 | 21 | 106 | 0 | 15 |
| Eddie George | Tennessee | 9/7/97 | 23 | 106 | 1 | 13t |
| Raymont Harris | Chicago | 10/27/97 | 25 | 106 | 1 | 9 |
| Franco Harris | Pittsburgh | 12/3/73 | 15 | 105 | 1 | 21t |
| Marcus Allen | L.A. Raiders | 9/19/83 | 22 | 105 | 0 | 15 |
| * Craig James | New England | 1/12/86 | 22 | 105 | 0 | 21 |
| Willis McGahee | Baltimore | 10/19/08 | 19 | 105 | 1 | 17 |
| Fred Jackson | Buffalo Bills | 12/22/13 | 18 | 105 | 1 | 14 |
| Chris Johnson | N.Y. Jets | 12/1/14 | 17 | 105 | 0 | 47 |
| Lydell Mitchell | Baltimore | 12/9/73 | 35 | 104 | 0 | 9 |
| John Stephens | New England | 11/6/88 | 25 | 104 | 1 | 13t |
| Rod Bernstine | San Diego | 12/15/91 | 13 | 104 | 3 | 63t |
| Willis McGahee | Baltimore | 12/16/07 | 29 | 104 | 0 | 19 |
| Chris Johnson | Tennessee | 12/20/09 | 29 | 104 | 0 | 14 |
| Sammy Winder | Denver | 9/29/85 | 20 | 103 | 2 | 19 |
| Brad Baxter | N.Y. Jets | 11/1/92 | 20 | 103 | 0 | 28 |
| Jamal Anderson | Atlanta | 12/27/98 | 18 | 103 | 1 | 36t |
| Emmitt Smith | Dallas | 11/25/99 | 31 | 103 | 0 | 28 |
| Garrison Hearst | San Francisco | 12/16/01 | 26 | 103 | 0 | 23 |
| Ben Tate | Houston | 9/18/11 | 23 | 103 | 0 | 16 |
| Thomas Jones | N.Y. Jets | 11/1/09 | 27 | 102 | 0 | 11 |
| Eric Dickerson | L.A. Rams | 10/30/83 | 14 | 101 | 1 | 40 |
| Duce Staley | Pittsburgh | 9/26/04 | 22 | 101 | 0 | 38 |
| Thomas Jones | N.Y. Jets | 9/7/08 | 22 | 101 | 1 | 14 |
| * Wendell Hayes | Kansas City | 12/25/71 | 22 | 100 | 0 | 22 |
| Mark van Eeghen | New England | 12/12/82 | 22 | 100 | 0 | 11 |
| Chris Brown | Tennessee | 9/11/04 | 16 | 100 | 0 | 52 |

** Playoff game* *** Super Bowl*

# THE LAST TIME

## THE LAST TIME (TEAM)

| BY DOLPHINS | | BY OPPONENT |
|---|---|---|
| 31-28, vs. Chicago, 10/14/18 | WON IN OVERTIME | 21-24, at Arizona, 9/30/12 |
| 34-33, vs. New England, 12/9/18 | WON BY SCORING IN THE LAST 2 MINUTES | 24-27, at Indianapolis, 11/25/18 |
| 34-31, at Buffalo, 12/24/16 | TIED BY SCORING IN THE LAST 2 MINUTES | 21-24, at Arizona, 9/30/12 |
| 37-0, vs. San Diego, 11/2/14 | SHUTOUT AN OPPONENT | 0-40, at Baltimore, 10/26/17 |
| 35-9, vs. Denver, 12/3/17 | WON BY 20+ POINTS | 17-42, at Buffalo, 12/30/18 |
| 24-23, vs. Buffalo, 12/4/05 | WON AFTER TRAILING BY 20+ POINTS | 34-46, vs. New Orleans, 10/25/09 |
| 38-10, at Tennessee, 10/18/15 | HELD A 28+ POINT LEAD | 7-38, at New England, 9/30/18 |
| 35-9, vs. Denver, 12/3/17 | HELD A 21+ POINT LEAD | 17-42, at Buffalo, 12/30/18 |
| 21 (third quarter), at N.Y. Jets, 12/17/16 | SCORED 20+ POINTS IN A QUARTER | 21 (first quarter), at Minnesota, 12/16/18 |
| 21 (first half), vs. New England, 12/9/18 | SCORED 20+ POINTS IN A HALF | 28 (second half), at Buffalo, 12/30/18 |
| 13-6, vs. N.Y. Jets, 11/4/18 | HELD OPPONENT WITHOUT A TD | 12-31, at Green Bay, 11/11/18 |
| 1 offense & 1 defense, at Buffalo, 12/30/18 | SCORED TD ON OFFENSE AND DEFENSE | 1 offense & 1 defense, vs. Jacksonville, 12/23/18 |
| 1 offense, 1 defense, 2 special teams, at N.Y. Jets, 11/1/09 | SCORED TD ON OFFENSE, DEFENSE & SPECIAL TEAMS | 2 offense, 1 defense & 2 special teams, at New England, 10/4/10 |
| Twice vs. Denver, 12/3/17 | SCORED SAFETY | vs. Indianapolis, 12/26/15 |

## THE LAST TIME (OFFENSE)

| BY DOLPHINS | | BY OPPONENT |
|---|---|---|
| Has never happened | 600+ NET YARDS OF OFFENSE | 622, vs. New England, 9/12/11 |
| 541, vs. Chicago, 10/14/18 | 500+ NET YARDS OF OFFENSE | 548, at Carolina, 11/13/17 |
| 412, vs. New England, 12/9/18 | 400+ NET YARDS OF OFFENSE | 418, at Minnesota, 12/16/18 |
| 315, vs. Baltimore, 11/11/73 | 300+ NET RUSHING YARDS | 305, at Pittsburgh, 12/18/88 |
| 261, at Buffalo, 12/24/16 | 200+ NET RUSHING YARDS | 220, at Minnesota, 12/16/18 |
| 206, Jay Ajayi, at Buffalo, 12/24/16 | 200-YARD RUSHING GAME | 203, Rueben Mayes, vs. New Orleans, 12/7/86 |
| 206, Jay Ajayi, at Buffalo, 12/24/16 | 150-YARD RUSHING GAME | 158, Kerryon Johnson vs. Detroit, 10/21/18 |
| 123, Kalen Ballage, at Minnesota, 12/16/18 | 100-YARD RUSHING GAME | 136, Dalvin Cook, at Minnesota, 12/16/18 |
| Mercury Morris (125) and Don Nottingham (102), at Green Bay, 10/5/75 | TWO 100-YARD RUSHERS | LeSean McCoy (112) and Karlos Williams (110), at Buffalo, 11/8/15 |
| Kenyan Drake, 120, vs. Denver, 12/3/17, 114, vs. New England, 12/11/17 | CONSECUTIVE 100-YARD RUSHING GAMES | Kerryon Johnson, 158, vs. Detroit, 10/21/18 and Lamar Miller, 133, at Houston, 10/25/18 |
| Jay Ajayi (206) and Damien Williams (56), at Buffalo, 12/24/16 | COMBINED 200-YARDS RUSHING BY 2 PLAYERS | Dalvin Cook (136) and Latavius Murray (68), at Minnesota, 12/16/18 |
| 32, Jay Ajayi, at Buffalo, 12/24/16 | 30+ CARRIES | 32, Knile Davis, vs. Kansas City, 9/21/14 |
| 25, Kenyan Drake, vs. New England, 12/11/17 | 25+ CARRIES | 25, Sony Michel, at New England, 9/30/18 |
| 85t, Lamar Miller, vs. Houston, 10/25/15 | 80+ YARD RUSHING PLAY | Has never happened |

## THE LAST TIME (OFFENSE)

| BY DOLPHINS | | BY OPPONENT |
|---|---|---|
| 75t, Kalen Ballage, at Minnesota, 12/16/18 | 60+ YARD RUSHING PLAY | 67, Aaron Jones, at Green Bay, 11/11/18 |
| 75t, Kalen Ballage, at Minnesota, 12/16/18 | 40+ YARD RUSHING PLAY | 67, Aaron Jones, at Green Bay, 11/11/18 |
| 2, Brandon Bolden, vs. New England, 12/9/18 | 2+ RUSHING TOUCHDOWNS | 2, Josh Allen, at Buffalo, 12/30/18 |
| 442, at Cincinnati, 10/1/95 | 400+ NET PASSING YARDS (TEAM) | 419, at Indianapolis, 11/4/12 |
| 380, vs. Chicago, 10/14/18 | 300+ NET PASSING YARDS (TEAM) | 344, vs. New England, 12/9/18 |
| 58, Ryan Tannehill, at N.Y. Jets, 11/29/15 | 50+ PASS ATTEMPTS | 56, Tom Brady, vs. New England, 9/7/14 |
| 44, Brock Osweiler, vs. Chicago, 10/14/18 | 40+ PASS ATTEMPTS | 43, Tom Brady, vs. New England, 12/9/18 |
| 34, Jay Cutler, vs. Oakland, 11/5/17 | 30+ COMPLETIONS | 30, Andrew Luck, at Indianapolis, 11/25/18 |
| 28, Brock Osweiler, vs. Chicago, 10/14/18 | 25+ COMPLETIONS | 27, Tom Brady, vs. New England, 12/9/18 |
| vs. Chicago, 10/14/18 | NO SACKS ALLOWED | at Houston, 10/25/18 |
| Has never happened | PERFECT PASSER RATING (158.3) *(MIN. 20 ATTEMPTS)* | 158.3, Geno Smith, vs. N.Y. Jets, 12/28/14 |
| 380, Brock Osweiler, vs. Chicago, 10/14/18 | 300+ YARD PASSER | 358, Tom Brady, vs. New England, 12/9/18 |
| Ryan Tannehill, 389, at New England, 9/18/16 and 319, vs. Cleveland, 9/25/16 | CONSECUTIVE 300+ YARD PASSING GAMES | Sam Darnold, 334, at N.Y. Jets, 9/16/18 and Derek Carr, 345, vs. Oakland, 9/23/18 |
| 4, Matt Moore, at N.Y. Jets, 12/17/16 | 4+ TD PASSES | 5, Deshaun Watson, at Houston, 10/25/18 |
| 3, Ryan Tannehill, vs. New England, 12/9/18 | 3+ TD PASSES | 3, Josh Allen, at Buffalo, 12/30/18 |
| 15, Chris Chambers, vs. Buffalo, 12/4/05 | 15+ RECEPTIONS | 15, Isaac Bruce, at St. Louis, 12/24/95 |
| 10, Jarvis Landry, at Buffalo, 12/17/17 | 10+ RECEPTIONS | 10, Alvin Kamara, vs. New Orleans, 10/1/17 |
| 253, Brian Hartline, at Arizona, 9/30/12 | 200-YARD RECEIVER | 221, Eric Decker, vs. N.Y. Jets, 12/28/14 |
| 155, Albert Wilson, vs. Chicago, 10/14/18 | 150-YARD RECEIVER | 173, Jordy Nelson, vs. Oakland, 9/23/18 |
| 135, Kenny Stills, vs. New England, 12/9/18 | 100-YARD RECEIVER | 107, Rob Gronkowski, vs. New England, 12/9/18 |
| Jarvis Landry (137) and DeVante Parker (106) at New England, 9/18/16 | TWO 100-YARD RECEIVERS IN SAME GAME | Calvin Johnson (113) and Golden Tate (109) at Detroit, 11/9/14 |
| Jarvis Landry, 103, vs. Arizona, 12/11/16 and 108, at N.Y. Jets, 12/17/16 | CONSECUTIVE 100-YARD RECEIVING GAMES | A.J. Green, 112, at Cincinnati, 10/7/18 and Taylor Gabriel, 110, vs. Chicago, 10/14/18 |
| Albert Wilson, 150 (second half), vs. Chicago, 10/14/18 | 100 YARDS RECEIVING IN A HALF | Jordy Nelson, 151 (first half), vs. Oakland, 9/23/18 |
| Has never happened | 90+ YARD PASSING PLAY | 99t, Tom Brady to Wes Welker, vs. New England, 9/12/11 |
| 80, Ryan Tannehill to Brian Hartline, at Arizona, 9/30/12 | 80+ YARD PASSING PLAY | 84, Eli Manning to Odell Beckham Jr., vs. N.Y. Giants, 12/14/15 |
| 69t, Ryan Tannehill to Kenyan Drake, vs. New England, 12/9/18 | 60+ YARD PASSING PLAY | 73t, Deshaun Watson to Will Fuller, at Houston, 10/25/18 |
| 69t, Ryan Tannehill to Kenyan Drake, vs. New England, 12/9/18 | 50+ YARD PASSING PLAY | 73t, Deshaun Watson to Will Fuller, at Houston, 10/25/18 |
| 69t, Ryan Tannehill to Kenyan Drake, vs. New England, 12/9/18 | 40+ YARD PASSING PLAY | 46, Josh Allen to Chris Ivory, at Buffalo, 12/30/18 |
| 3, Lamar Thomas, vs. Denver, 12/21/98 | 3+ TD RECEPTIONS | 3, Danny Woodhead, at San Diego, 12/20/15 |
| 2, Albert Wilson, vs. Chicago, 10/14/18 | 2+ TD RECEPTIONS | 2, Zay Jones, at Buffalo, 12/30/18 |
| Kenyan Drake (114 rushing and 79 receiving), vs. New England, 12/11/17 | LED TEAM IN RUSHING & RECEIVING IN SAME GAME | C.J. Anderson (67 rushing and 43 receiving), vs. Denver, 12/3/17 |
| Frank Gore (101 rushing) and Albert Wilson (155 receiving) vs. Chicago, 10/14/18 | 100-YARD RUSHER & 100-YARD RECEIVER IN SAME GAME | Lamar Miller (133 rushing) and Will Fuller (124 receiving) at Houston, 10/25/18 |

## THE LAST TIME (OFFENSE)

| BY DOLPHINS | | BY OPPONENT |
|---|---|---|
| Brock Osweiler (380 passing), Frank Gore (101 rushing) and Albert Wilson (155 receiving) vs. Chicago, 10/14/18 | 100-YARD RUSHER, 100-YARD RECEIVER & 300-YARD PASSER IN SAME GAME | Tyrod Taylor (329 passing), LeSean McCoy (128 rushing), Sammy Watkins (154 receiving), at Buffalo, 12/24/16 |
| Kenyan Drake (1 rushing, 1 receiving), at Indianapolis, 11/25/18 | 1+ RUSHING TD & 1+ RECEIVING TD IN SAME GAME | James White (1 rushing, 1 receiving), at New England, 9/30/18 |
| David Fales (1 passing, 1 rushing), vs. Buffalo, 12/31/17 | 1+ PASSING TD & 1+ RUSHING TD IN SAME GAME | Josh Allen (3 passing, 2 rushing), at Buffalo, 12/30/18 |
| at Minnesota, 12/16/18 | NO TURNOVERS | vs. New England, 12/9/18 |
| vs. Jacksonville, 12/23/18 | TD SCORED ON FIRST DRIVE | at Buffalo, 12/30/18 |
| Brock Osweiler to Kenny Stills, vs. Chicago, 10/14/18 | SUCCESSFUL 2-POINT CONVERSION | Josh Allen to Zay Jones, vs. Buffalo, 12/2/18 |
| vs. Buffalo, 12/31/17 | FAILED 2-POINT CONVERSION | vs. Detroit, 10/21/18 |

## THE LAST TIME (DEFENSE)

| BY DOLPHINS | | BY OPPONENT |
|---|---|---|
| 76, vs. Buffalo, 10/21/73 | HELD OPPONENT UNDER 100 YARDS OF TOTAL OFFENSE | 88, at New England, 10/12/80 |
| 118, vs. Buffalo, 9/21/03 | HELD OPPONENT UNDER 150 YARDS OF TOTAL OFFENSE | 103, at Buffalo, 12/22/13 |
| 188, vs. Tennessee, 10/8/17 | HELD OPPONENT UNDER 200 YARDS OF TOTAL OFFENSE | 183, vs. Jacksonville, 12/23/18 |
| 244, vs. Jacksonville, 12/23/18 | HELD OPPONENT UNDER 300 YARDS OF TOTAL OFFENSE | 225, at Buffalo, 12/30/18 |
| 25, vs. New England, 12/11/17 | HELD OPPONENT UNDER 30 YARDS RUSHING | 12, at N.Y. Jets, 11/29/15 |
| 42, at N.Y. Jets, 9/16/18 | HELD OPPONENT UNDER 50 YARDS RUSHING | 41, vs. Oakland, 9/23/18 |
| 42, at N.Y. Jets, 9/16/18 | HELD OPPONENT UNDER 75 YARDS RUSHING | 62, vs. Jacksonville, 12/23/18 |
| 77, vs. New England, 12/9/18 | HELD OPPONENT UNDER 100 YARDS RUSHING | 99, at Buffalo, 12/30/18 |
| 49, at N.Y. Jets, 12/1/14 | HELD OPPONENT UNDER 100 YARDS NET PASSING | 37, at Minnesota, 12/16/18 |
| 118, vs. Jacksonville, 12/23/18 | HELD OPPONENT UNDER 150 YARDS NET PASSING | 126, at Buffalo, 12/30/18 |
| Louis Delmas (81) and Brent Grimes (22), at Jacksonville, 10/26/14 | 2+ INTERCEPTION RETURNS FOR TOUCHDOWNS BY TEAM IN SAME GAME | Darren Sharper (42) and Tracy Porter (54), vs. New Orleans, 10/25/09 |
| 29t, Reshad Jones, at Buffalo, 12/30/18 | INTERCEPTION RETURN FOR A TD | 33t, Telvin Smith, vs. Jacksonville, 12/23/18 |
| 3, Sam Madison, vs. Tennessee, 11/7/99 | 3+ INTERCEPTIONS | 3, Nate Clements, at Buffalo, 10/20/02 |
| 2, Xavien Howard, vs. Buffalo, 12/2/18 | 2+ INTERCEPTIONS | 2, Kyle Fuller, vs. Chicago, 10/14/18 |
| 8, at Arizona, 9/30/12 | 7+ SACKS BY TEAM | 9, at Minnesota, 12/16/18 |
| 6, vs. Jacksonville, 12/23/18 | 6+ SACKS BY TEAM | 9, at Minnesota, 12/16/18 |
| 6, vs. Jacksonville, 12/23/18 | 5+ SACKS BY TEAM | 9, at Minnesota, 12/16/18 |
| 4, Cameron Wake, at Tennessee, 10/18/15 | 4+ SACKS | Has never happened |
| 4, Cameron Wake, at Tennessee, 10/18/15 | 3+ Sacks | 3.5, Elvis Dumervil, vs. Baltimore, 12/7/14 |

## THE LAST TIME (DEFENSE)

| BY DOLPHINS | | BY OPPONENT |
|---|---|---|
| 2, Cameron Wake, vs. N.Y. Jets, 11/4/18<br>2, Akeem Spence, vs. N.Y. Jets, 11/4/18 | 2+ SACKS | 2, Shaq Lawson at Buffalo, 12/30/18 |
| 14t, Reshad Jones, at New England, 11/26/17 | FUMBLE RECOVERED FOR TOUCHDOWN | 19t, Sam Hubbard, at Cincinnati, 10/7/18 |

## THE LAST TIME (SPECIAL TEAMS)

| BY DOLPHINS | | BY OPPONENT |
|---|---|---|
| 102t, Jakeem Grant, vs. Tennessee, 9/9/18 | KICKOFF RETURN FOR A TD | 94t, Darius Jennings, vs. Tennessee, 9/9/18 |
| 94t, Mercury Morris, at New England, 12/5/71 | KICKOFF RETURN FOR A TD ON OPENING KICKOFF | 101t, Jacoby Ford, at Oakland, 11/28/10 |
| 102t, Jakeem Grant, vs. Tennessee, 9/9/18 | 50+ YARD KICKOFF RETURN | 94t, Darius Jennings, vs. Tennessee, 9/9/18 |
| 71t, Jakeem Grant, at Cincinnati, 10/7/18 | PUNT RETURN FOR A TD | 79t, Leodis McKelvin, at Buffalo, 11/15/12 |
| 71t, Jakeem Grant, at Cincinnati, 10/7/18 | 50+ YARD PUNT RETURN | 70, Marcus Sherels, at Minnesota, 12/16/18 |
| Walt Aikens, at N.Y. Jets, 12/17/16 | BLOCKED PUNT RECOVERED FOR A TD | Chris Burkett, vs. N.Y. Jets, 9/29/91 |
| Brandon Bolden, at Green Bay, 11/11/18 | BLOCKED PUNT | Albert McClellan, vs. New England, 12/9/18 |
| Walt Aikens return of blocked PAT, vs. Arizona, 12/11/16 | DEFENSIVE 2-POINT CONVERSION ON PAT | Has never happened |
| Jordan Phillips, vs. Arizona, 12/11/16 | BLOCKED PAT | Donald Penn, vs. Tampa Bay, 11/15/09 |
| Jason Sanders, at N.Y. Jets, 9/16/18 | MISSED (NOT BLOCKED) PAT | Stephen Gostkowski, vs. New England, 12/9/18 |
| Vincent Taylor, at Cincinnati, 10/7/18 | BLOCKED FIELD GOAL | Daniel McCullers, vs. Pittsburgh, 10/16/16 |
| 47t, Curtis Johnson, vs. Green Bay, 12/19/71 | BLOCKED FIELD GOAL RETURNED FOR TD | 62t, Kyle Arrington, vs. New England, 12/14/14 |
| 6, Dan Carpenter, at Oakland, 11/28/10 | 6+ FIELD GOALS ATTEMPTED | 6, Harrison Butker, at Kansas City, 12/24/17 |
| 5, Andrew Franks, vs. Pittsburgh, 10/16/16 | 5+ FIELD GOALS ATTEMPTED | 6, Harrison Butker, at Kansas City, 12/24/17 |
| 4, Jason Sanders, at Green Bay, 11/11/18 | 4+ FIELD GOALS ATTEMPTED | 4, Matt Prater, vs. Detroit, 10/21/18 |
| 4, Jason Sanders, at Green Bay, 11/11/18 | 3+ FIELD GOALS ATTEMPTED | 3, Stephen Gostkowski, vs. New England, 12/9/18 |
| 6, Olindo Mare, at New England, 10/17/99 | 6+ FIELD GOALS MADE | Never happened |
| 5, Dan Carpenter, at Cincinnati, 10/31/10 | 5+ FIELD GOALS MADE | 5, Harris Butker, at Kansas City, 12/24/17 |
| 4, Jason Sanders, at Green Bay, 11/11/18 | 4+ FIELD GOALS MADE | 4, Matt Prater, vs. Detroit, 10/21/18 |
| 4, Jason Sanders, at Green Bay, 11/11/18 | 3+ FIELD GOALS MADE | 4, Matt Prater, vs. Detroit, 10/21/18 |
| vs. Buffalo, 12/31/17 | SUCCESSFUL ONSIDE KICK | at Buffalo, 12/18/11 |
| at Houston, 10/25/18 | FAILED ONSIDE KICK ATTEMPT | vs. Oakland, 9/23/18 |

## DOLPHINS DRAFTED FROM FLORIDA COLLEGES

The Dolphins have selected a player from a Florida university in 25 of the team's 54 college drafts. Overall, the Dolphins have drafted 46 players from a Florida school. With the selection of center Mike Pouncey out of the University of Florida in 2011, the Dolphins have selected a player from the state of Florida eight times in the first round. The University of Miami leads the way with 17 Dolphins draftees, followed by 14 from the University of Florida, eight from Florida State University, four from the University of Tampa, two from Bethune-Cookman and one from Florida A&M.

# YEAR-BY-YEAR LEADERS

## RUSHING

| YEAR | PLAYER | G | NO | YDS | AVG | LG | TD |
|---|---|---|---|---|---|---|---|
| 1966 | Joe Auer | 14 | 121 | 416 | 3.4 | 41 | 4 |
| 1967 | Abner Haynes | 11 | 56 | 274 | 4.9 | 65t | 2 |
| 1968 | + Jim Kiick | 14 | 165 | 621 | 3.8 | 25 | 4 |
| 1969 | Jim Kiick | 14 | 180 | 575 | 3.2 | 27 | 9 |
| 1970 | Larry Csonka | 14 | 193 | 874 | 4.5 | 53 | 6 |
| 1971 | Larry Csonka | 14 | 195 | 1051 | 5.4 | 28 | 7 |
| 1972 | Larry Csonka | 14 | 213 | 1117 | 5.2 | 45 | 6 |
| 1973 | Larry Csonka | 14 | 219 | 1003 | 4.6 | 25 | 5 |
| 1974 | Larry Csonka | 12 | 197 | 749 | 3.8 | 24 | 9 |
| 1975 | Mercury Morris | 14 | 219 | 875 | 4.0 | 49 | 4 |
| 1976 | Benny Malone | 14 | 186 | 797 | 4.3 | 31 | 4 |
| 1977 | Benny Malone | 14 | 129 | 615 | 4.8 | 66t | 5 |
| 1978 | Delvin Williams | 16 | 272 | 1258 | 4.6 | 58t | 8 |
| 1979 | Larry Csonka | 16 | 220 | 837 | 3.8 | 22 | 12 |
| 1980 | Delvin Williams | 15 | 187 | 671 | 3.6 | 65 | 2 |
| 1981 | Tony Nathan | 13 | 147 | 782 | 5.3 | 46 | 5 |
| 1982 | Andra Franklin | 9 | 177 | 701 | 4.0 | 25t | 7 |
| 1983 | Andra Franklin | 15 | 224 | 746 | 3.3 | 18 | 8 |
| 1984 | Woody Bennett | 16 | 144 | 606 | 4.2 | 23 | 7 |
| 1985 | Tony Nathan | 16 | 143 | 667 | 4.7 | 22 | 5 |
| 1986 | Lorenzo Hampton | 16 | 186 | 830 | 4.5 | 54t | 9 |
| 1987 | + Troy Stradford | 12 | 145 | 619 | 4.3 | 51 | 6 |
| 1988 | Lorenzo Hampton | 16 | 117 | 414 | 3.5 | 33 | 9 |
| 1989 | + Sammie Smith | 13 | 200 | 659 | 3.3 | 25 | 6 |
| 1990 | Sammie Smith | 16 | 226 | 831 | 3.7 | 33 | 8 |
| 1991 | Mark Higgs | 14 | 231 | 905 | 3.9 | 24 | 4 |
| 1992 | Mark Higgs | 16 | 256 | 915 | 3.6 | 23 | 7 |
| 1993 | Mark Higgs | 16 | 186 | 693 | 3.7 | 31 | 3 |
| 1994 | Bernie Parmalee | 15 | 216 | 868 | 4.0 | 47t | 6 |
| 1995 | Bernie Parmalee | 16 | 236 | 878 | 3.7 | 40 | 9 |
| 1996 | + Karim Abdul-Jabbar | 16 | 307 | 1116 | 3.6 | 29 | 11 |
| 1997 | Karim Abdul-Jabbar | 16 | 283 | 892 | 3.2 | 22 | 15 |
| 1998 | Karim Abdul-Jabbar | 15 | 270 | 960 | 3.6 | 45 | 6 |
| 1999 | + J.J. Johnson | 13 | 164 | 558 | 3.4 | 34 | 4 |
| 2000 | Lamar Smith | 15 | 309 | 1139 | 3.7 | 68t | 14 |
| 2001 | Lamar Smith | 16 | 313 | 968 | 3.1 | 25 | 6 |
| 2002 | # Ricky Williams | 16 | 383 | 1853 | 4.8 | 63t | 16 |
| 2003 | Ricky Williams | 16 | 392 | 1372 | 3.5 | 45 | 9 |
| 2004 | Sammy Morris | 13 | 132 | 523 | 4.0 | 35t | 6 |
| 2005 | + Ronnie Brown | 15 | 207 | 907 | 4.4 | 65t | 4 |
| 2006 | Ronnie Brown | 13 | 241 | 1008 | 4.2 | 47 | 5 |
| 2007 | Ronnie Brown | 7 | 119 | 602 | 5.1 | 60 | 4 |
| 2008 | Ronnie Brown | 16 | 214 | 916 | 4.3 | 62t | 10 |
| 2009 | Ricky Williams | 16 | 241 | 1121 | 4.7 | 68t | 11 |
| 2010 | Ronnie Brown | 16 | 200 | 734 | 3.7 | 51 | 5 |
| 2011 | Reggie Bush | 15 | 216 | 1086 | 5.0 | 76t | 6 |
| 2012 | Reggie Bush | 16 | 227 | 986 | 4.3 | 65t | 6 |
| 2013 | Lamar Miller | 16 | 177 | 709 | 4.0 | 49 | 2 |
| 2014 | Lamar Miller | 16 | 216 | 1099 | 5.1 | 97t | 8 |
| 2015 | Lamar Miller | 16 | 194 | 872 | 4.5 | 85t | 8 |
| 2016 | Jay Ajayi | 15 | 260 | 1272 | 4.9 | 62t | 8 |
| 2017 | Kenyan Drake | 16 | 133 | 644 | 4.8 | 66t | 3 |
| 2018 | Frank Gore | 14 | 156 | 722 | 4.6 | 39 | 0 |

## RECEIVING

| YEAR | PLAYER | G | NO | YDS | AVG | LG | TD |
|---|---|---|---|---|---|---|---|
| 1966 | Dave Kocourek (TE) | 14 | 27 | 320 | 11.9 | 43 | 2 |
| 1967 | + Jack Clancy | 14 | 67 | 868 | 13.0 | 44 | 2 |
| 1968 | Karl Noonan | 14 | 58 | 760 | 13.1 | 50 | 11 |
| 1969 | Larry Seiple (TE) | 14 | 41 | 577 | 14.1 | 41t | 5 |
| 1970 | Jim Kiick (RB) | 14 | 42 | 497 | 11.8 | 47 | 0 |
| 1971 | Paul Warfield | 14 | 43 | 996 | 23.2 | 86t | 11 |
| 1972 | Paul Warfield | 12 | 29 | 606 | 20.9 | 47 | 3 |
| 1973 | Marlin Briscoe | 14 | 30 | 447 | 14.9 | 53 | 2 |
| 1974 | Nat Moore | 13 | 37 | 605 | 16.4 | 48 | 2 |
| 1975 | Nat Moore | 14 | 40 | 705 | 17.6 | 79t | 4 |

## RECEIVING

| YEAR | PLAYER | G | NO | YDS | AVG | LG | TD |
|---|---|---|---|---|---|---|---|
| 1976 | Nat Moore | 9 | 33 | 625 | 18.9 | 67t | 4 |
| 1977 | Nat Moore | 14 | 52 | 765 | 14.7 | 73t | 12 |
| 1978 | Nat Moore | 16 | 48 | 645 | 13.4 | 47 | 10 |
| 1979 | Nat Moore | 16 | 48 | 840 | 17.5 | 53 | 6 |
| 1980 | Tony Nathan (RB) | 16 | 57 | 588 | 10.3 | 61 | 5 |
| 1981 | Duriel Harris | 15 | 53 | 911 | 17.2 | 55 | 2 |
| 1982 | Tom Vigorito (RB) | 9 | 24 | 186 | 7.8 | 26 | 0 |
| 1983 | Tony Nathan (RB) | 16 | 52 | 461 | 8.9 | 25 | 1 |
| 1984 | Mark Clayton | 15 | 73 | 1389 | 19.0 | 65t | 18 |
| 1985 | Tony Nathan (RB) | 16 | 72 | 651 | 9.0 | 73 | 1 |
| 1986 | Mark Duper | 16 | 67 | 1313 | 19.6 | 85t | 11 |
| 1987 | + Troy Stradford (RB) | 12 | 48 | 457 | 9.5 | 34 | 1 |
| 1988 | Mark Clayton | 16 | 86 | 1129 | 13.1 | 45t | 14 |
| 1989 | Mark Clayton | 15 | 64 | 1011 | 15.8 | 78t | 9 |
| 1990 | Mark Duper | 16 | 52 | 810 | 15.6 | 69t | 5 |
| 1991 | Mark Duper | 16 | 70 | 1085 | 15.5 | 43t | 5 |
| | Mark Clayton | 16 | 70 | 1053 | 15.0 | 43t | 12 |
| 1992 | Bobby Humphrey (RB) | 16 | 54 | 507 | 9.4 | 26 | 1 |
| 1993 | + Terry Kirby (RB) | 16 | 75 | 874 | 11.7 | 47 | 3 |
| 1994 | Irving Fryar | 16 | 73 | 1270 | 17.4 | 54t | 7 |
| 1995 | Terry Kirby (RB) | 16 | 66 | 618 | 9.4 | 46 | 3 |
| 1996 | O.J. McDuffie | 16 | 74 | 918 | 12.4 | 36 | 8 |
| 1997 | O.J. McDuffie | 16 | 76 | 943 | 12.4 | 55 | 1 |
| 1998 | # O.J. McDuffie | 16 | 90 | 1050 | 11.7 | 61t | 7 |
| 1999 | Tony Martin | 16 | 67 | 1037 | 15.5 | 69t | 5 |
| 2000 | Oronde Gadsden | 16 | 56 | 786 | 14.0 | 61 | 6 |
| 2001 | James McKnight | 16 | 55 | 684 | 12.4 | 40 | 3 |
| | Oronde Gadsden | 14 | 55 | 674 | 12.3 | 61 | 3 |
| 2002 | Chris Chambers | 15 | 52 | 734 | 14.1 | 59t | 3 |
| 2003 | Chris Chambers | 16 | 64 | 963 | 15.0 | 57t | 11 |
| 2004 | Randy McMichael (TE) | 16 | 73 | 791 | 10.8 | 42t | 4 |
| 2005 | Chris Chambers | 16 | 82 | 1118 | 13.6 | 77t | 11 |
| 2006 | Wes Welker | 16 | 67 | 687 | 10.3 | 38 | 1 |
| 2007 | Marty Booker | 15 | 50 | 556 | 11.1 | 26 | 1 |
| 2008 | Ted Ginn, Jr. | 16 | 56 | 790 | 14.1 | 64 | 2 |
| 2009 | Davone Bess | 16 | 76 | 758 | 10.0 | 34t | 2 |
| 2010 | Brandon Marshall | 14 | 86 | 1014 | 11.8 | 46 | 3 |
| 2011 | Brandon Marshall | 16 | 81 | 1214 | 15.0 | 65t | 6 |
| 2012 | Brian Hartline | 16 | 74 | 1083 | 14.6 | 80t | 1 |
| 2013 | Brian Hartline | 16 | 76 | 1016 | 13.4 | 50 | 4 |
| 2014 | + Jarvis Landry | 16 | 84 | 758 | 9.0 | 25 | 5 |
| 2015 | + Jarvis Landry | 16 | 110 | 1157 | 10.5 | 50t | 4 |
| 2016 | Jarvis Landry | 16 | 94 | 1136 | 12.1 | 71 | 4 |
| 2017 | Jarvis Landry | 16 | 112 | 987 | 8.8 | 49 | 9 |
| 2018 | Danny Amendola | 15 | 59 | 575 | 9.7 | 39 | 1 |

## PASSING (min: 150 att.)

| YEAR | PLAYER | G | ATT. | CMP. | YDS. | PCT. | TD | INT. | RATE |
|---|---|---|---|---|---|---|---|---|---|
| 1966 | Dick Wood | 10 | 230 | 83 | 993 | 36.1 | 4 | 14 | 30.6 |
| 1967 | + Bob Griese | 12 | 331 | 166 | 2,005 | 50.2 | 15 | 18 | 61.6 |
| 1968 | Bob Griese | 13 | 355 | 186 | 2,473 | 52.4 | 21 | 16 | 75.7 |
| 1969 | Bob Griese | 9 | 252 | 121 | 1,695 | 48.0 | 10 | 16 | 56.9 |
| 1970 | Bob Griese | 14 | 245 | 142 | 2,019 | 58.0 | 12 | 17 | 72.1 |
| 1971 | Bob Griese | 14 | 263 | 145 | 2,089 | 55.1 | 19 | 9 | 90.9 |
| 1972 | Earl Morrall | 14 | 150 | 83 | 1,360 | 55.3 | 11 | 7 | 91.0 |
| 1973 | Bob Griese | 13 | 218 | 116 | 1,422 | 53.2 | 17 | 8 | 84.3 |
| 1974 | Bob Griese | 13 | 253 | 152 | 1,968 | 60.1 | 16 | 15 | 80.9 |
| 1975 | Bob Griese | 10 | 191 | 118 | 1,693 | 61.8 | 14 | 13 | 86.6 |
| 1976 | Bob Griese | 13 | 272 | 162 | 2,097 | 59.6 | 11 | 12 | 78.9 |
| 1977 | Bob Griese | 14 | 307 | 180 | 2,252 | 58.6 | 22 | 13 | 87.8 |
| 1978 | Bob Griese | 11 | 235 | 148 | 1,791 | 63.0 | 11 | 11 | 82.4 |
| 1979 | Bob Griese | 14 | 310 | 176 | 2,160 | 56.8 | 14 | 16 | 72.0 |
| 1980 | + David Woodley | 13 | 327 | 176 | 1,850 | 53.8 | 14 | 17 | 63.1 |
| 1981 | David Woodley | 15 | 366 | 191 | 2,470 | 52.2 | 12 | 13 | 69.8 |
| 1982 | David Woodley | 9 | 179 | 98 | 1,080 | 54.7 | 5 | 8 | 63.5 |
| 1983 | + Dan Marino | 11 | 296 | 173 | 2,210 | 58.4 | 20 | 6 | 96.0 |
| 1984 | # Dan Marino | 16 | 564 | 362 | 5,084 | 64.2 | 48 | 17 | 108.9 |
| 1985 | # Dan Marino | 16 | 567 | 336 | 4,137 | 59.3 | 30 | 21 | 84.1 |
| 1986 | # Dan Marino | 16 | 623 | 378 | 4,746 | 60.7 | 44 | 23 | 92.5 |
| 1987 | Dan Marino | 12 | 444 | 263 | 3,245 | 59.2 | 26 | 13 | 89.2 |

## PASSING (min: 150 att.)

| YEAR | PLAYER | G | ATT. | CMP. | YDS. | PCT. | TD | INT. | RATE |
|---|---|---|---|---|---|---|---|---|---|
| 1988 | # Dan Marino | 16 | 606 | 354 | 4,434 | 58.4 | 28 | 23 | 80.8 |
| 1989 | Dan Marino | 16 | 550 | 308 | 3,997 | 56.0 | 24 | 22 | 76.9 |
| 1990 | Dan Marino | 16 | 531 | 306 | 3,563 | 57.6 | 21 | 11 | 82.6 |
| 1991 | Dan Marino | 16 | 549 | 318 | 3,970 | 57.9 | 25 | 13 | 85.8 |
| 1992 | # Dan Marino | 16 | 554 | 330 | 4,116 | 59.6 | 24 | 16 | 85.1 |
| 1993 | Scott Mitchell | 13 | 233 | 133 | 1,773 | 57.1 | 12 | 8 | 84.2 |
| 1994 | Dan Marino | 16 | 615 | 385 | 4,453 | 62.6 | 30 | 17 | 89.2 |
| 1995 | Dan Marino | 14 | 482 | 309 | 3,668 | 64.1 | 24 | 15 | 90.8 |
| 1996 | Dan Marino | 13 | 373 | 221 | 2,795 | 59.2 | 17 | 9 | 87.8 |
| 1997 | Dan Marino | 16 | 548 | 319 | 3,780 | 58.2 | 16 | 11 | 80.7 |
| 1998 | Dan Marino | 16 | 537 | 310 | 3,497 | 57.7 | 23 | 15 | 80.0 |
| 1999 | Dan Marino | 11 | 369 | 204 | 2,448 | 55.3 | 12 | 17 | 67.4 |
| 2000 | Jay Fiedler | 15 | 357 | 204 | 2,402 | 57.1 | 14 | 14 | 74.5 |
| 2001 | Jay Fiedler | 16 | 450 | 273 | 3,290 | 60.7 | 20 | 19 | 80.3 |
| 2002 | Jay Fiedler | 11 | 292 | 179 | 2,024 | 61.3 | 14 | 9 | 85.2 |
| 2003 | Jay Fiedler | 12 | 314 | 179 | 2,138 | 57.0 | 11 | 13 | 72.4 |
| 2004 | A.J. Feeley | 11 | 356 | 191 | 1,893 | 53.7 | 11 | 15 | 61.7 |
| 2005 | Gus Frerotte | 16 | 494 | 257 | 2,996 | 52.0 | 18 | 13 | 71.9 |
| 2006 | Joey Harrington | 11 | 388 | 223 | 2,236 | 57.5 | 12 | 15 | 68.2 |
| 2007 | Cleo Lemon | 9 | 309 | 173 | 1,773 | 56.0 | 6 | 6 | 71.0 |
| 2008 | Chad Pennington | 16 | 476 | 321 | 3,653 | 67.4 | 19 | 7 | 97.4 |
| 2009 | Chad Henne | 14 | 451 | 274 | 2,878 | 60.8 | 12 | 14 | 75.2 |
| 2010 | Chad Henne | 15 | 490 | 301 | 3,301 | 61.4 | 15 | 19 | 75.4 |
| 2011 | Matt Moore | 13 | 347 | 210 | 2,497 | 60.5 | 16 | 9 | 87.1 |
| 2012 | + Ryan Tannehill | 16 | 484 | 282 | 3,294 | 58.3 | 12 | 13 | 76.1 |
| 2013 | Ryan Tannehill | 16 | 588 | 355 | 3,913 | 60.4 | 24 | 17 | 81.7 |
| 2014 | Ryan Tannehill | 16 | 590 | 392 | 4,045 | 66.4 | 27 | 12 | 92.8 |
| 2015 | Ryan Tannehill | 16 | 586 | 363 | 4,208 | 61.9 | 24 | 12 | 88.7 |
| 2016 | Ryan Tannehill | 13 | 389 | 261 | 2,995 | 67.1 | 19 | 12 | 93.5 |
| 2017 | Jay Cutler | 14 | 429 | 266 | 2,666 | 62.0 | 19 | 14 | 80.8 |
| 2018 | Ryan Tannehill | 11 | 274 | 176 | 1,979 | 64.2 | 17 | 9 | 92.7 |

## PUNT RETURNS

| YEAR | PLAYER | NO | YDS | AVG | LG | TD |
|---|---|---|---|---|---|---|
| 1966 | Joe Auer | 5 | 99 | 19.8 | 56 | 0 |
| 1967 | Joe Auer | 9 | 42 | 4.7 | 16 | 0 |
| 1968 | Bob Neff | 8 | 71 | 8.9 | 20 | 0 |
| 1969 | + Mercury Morris | 25 | 172 | 6.9 | 38 | 0 |
| 1970 | + Jake Scott | 27 | 290 | 10.7 | 77t | 1 |
| 1971 | Jake Scott | 33 | 318 | 9.6 | 31 | 0 |
| 1972 | Charlie Leigh | 22 | 210 | 9.5 | 27 | 0 |
| 1973 | Jake Scott | 22 | 266 | 12.1 | 33 | 0 |
| 1974 | Jake Scott | 31 | 346 | 11.2 | 30 | 0 |
| 1975 | + Freddie Solomon | 26 | 320 | 12.3 | 50t | 1 |
| 1976 | Freddie Solomon | 13 | 205 | 15.8 | 79t | 1 |
| 1977 | Freddie Solomon | 32 | 285 | 8.9 | 39 | 0 |
| 1978 | + Jimmy Cefalo | 28 | 232 | 8.3 | 26 | 0 |
| 1979 | + Tony Nathan | 28 | 306 | 10.9 | 86t | 1 |
| 1980 | Tony Nathan | 23 | 178 | 7.7 | 30 | 0 |
| 1981 | Tom Vigorito | 36 | 379 | 10.5 | 87t | 1 |
| 1982 | Tom Vigorito | 20 | 192 | 9.6 | 59t | 1 |
| 1983 | + Mark Clayton | 41 | 392 | 9.6 | 60t | 1 |
| 1984 | Fulton Walker | 21 | 169 | 8.0 | 33 | 0 |
| 1985 | Tom Vigorito | 22 | 197 | 9.0 | 21 | 0 |
| 1986 | Craig Ellis | 24 | 149 | 6.2 | 17 | 0 |
| 1987 | + Scott Schwedes | 24 | 203 | 8.5 | 31 | 0 |
| 1988 | Scott Schwedes | 24 | 230 | 9.6 | 36 | 0 |
| 1989 | Scott Schwedes | 18 | 210 | 11.7 | 70t | 1 |
| 1990 | Tony Martin | 26 | 140 | 5.4 | 35 | 0 |
| 1991 | + Scott Miller | 28 | 248 | 8.9 | 32 | 0 |
| 1992 | Scott Miller | 24 | 175 | 7.3 | 19 | 0 |
| 1993 | + O.J. McDuffie | 28 | 317 | 11.3 | 72t | 2 |
| 1994 | O.J. McDuffie | 32 | 228 | 7.1 | 26 | 0 |
| 1995 | O.J. McDuffie | 24 | 163 | 6.8 | 24 | 0 |
| 1996 | O.J. McDuffie | 22 | 212 | 9.6 | 19 | 0 |
| 1997 | Charles Jordan | 26 | 273 | 10.5 | 38 | 0 |
| 1998 | Terrell Buckley | 29 | 354 | 12.2 | 35 | 0 |
| 1999 | Nate Jacquet | 28 | 351 | 12.5 | 45 | 0 |
| 2000 | Jeff Ogden | 19 | 323 | 17.0 | 81t | 1 |
| 2001 | Jeff Ogden | 32 | 377 | 11.8 | 48 | 0 |

## PUNT RETURNS

| YEAR | PLAYER | NO | YDS | AVG | LG | TD |
|---|---|---|---|---|---|---|
| 2002 | Dedric Ward | 16 | 169 | 10.6 | 34 | 0 |
| 2003 | Charlie Rogers | 21 | 186 | 8.9 | 48 | 0 |
| 2004 | Wes Welker | 43 | 464 | 10.8 | 71 | 0 |
| 2005 | Wes Welker | 43 | 390 | 9.1 | 47 | 0 |
| 2006 | Wes Welker | 41 | 378 | 9.2 | 47 | 0 |
| 2007 | + Ted Ginn, Jr. | 24 | 230 | 9.6 | 87t | 1 |
| 2008 | + Davone Bess | 21 | 231 | 11.0 | 27 | 0 |
| 2009 | Davone Bess | 28 | 209 | 7.5 | 22 | 0 |
| 2010 | Davone Bess | 25 | 284 | 11.4 | 47 | 0 |
| 2011 | Davone Bess | 37 | 442 | 11.9 | 25 | 0 |
| 2012 | Marcus Thigpen | 26 | 316 | 12.2 | 72t | 1 |
| 2013 | Marcus Thigpen | 34 | 264 | 7.8 | 34 | 0 |
| 2014 | + Jarvis Landry | 25 | 204 | 8.2 | 32 | 0 |
| 2015 | Jarvis Landry | 36 | 356 | 9.9 | 69t | 1 |
| 2016 | + Jakeem Grant | 20 | 165 | 8.3 | 74t | 1 |
| 2017 | Jakeem Grant | 25 | 190 | 7.6 | 27 | 0 |
| 2018 | Jakeem Grant | 14 | 228 | 16.3 | 71t | 1 |

## KICKOFF RETURNS

| YEAR | PLAYER | NO | YDS | AVG | LG | TD |
|---|---|---|---|---|---|---|
| 1966 | Joe Auer | 28 | 698 | 24.9 | 95t | 1 |
| 1967 | Abner Haynes | 22 | 444 | 20.2 | 51 | 0 |
| 1968 | Gene Milton | 18 | 408 | 22.7 | 74 | 0 |
| 1969 | + Mercury Morris | 43 | 1,136 | 26.4 | 105t | 1 |
| 1970 | Mercury Morris | 28 | 812 | 29.0 | 96t | 1 |
| 1971 | Mercury Morris | 15 | 423 | 28.2 | 94t | 1 |
| 1972 | Mercury Morris | 14 | 334 | 23.9 | 33 | 0 |
| 1973 | Charlie Leigh | 9 | 251 | 27.9 | 51 | 0 |
| 1974 | + Nat Moore | 22 | 587 | 26.7 | 40 | 0 |
| 1975 | + Freddie Solomon | 17 | 348 | 20.5 | 31 | 0 |
| 1976 | Gary Davis | 26 | 617 | 23.7 | 47 | 0 |
| 1977 | Gary Davis | 14 | 414 | 29.6 | 73 | 0 |
| 1978 | Duriel Harris | 29 | 657 | 22.7 | 53 | 0 |
| 1979 | + Tony Nathan | 45 | 1,016 | 22.6 | 43 | 0 |
| 1980 | Don Bessillieu | 40 | 890 | 22.3 | 87 | 0 |
| 1981 | + Fulton Walker | 38 | 932 | 24.5 | 90t | 1 |
| 1982 | Fulton Walker | 20 | 433 | 21.7 | 32 | 0 |
| 1983 | # Fulton Walker | 36 | 962 | 26.7 | 78 | 0 |
| 1984 | Fulton Walker | 29 | 617 | 21.3 | 41 | 0 |
| 1985 | + Lorenzo Hampton | 45 | 1,020 | 22.7 | 46 | 0 |
| 1986 | Craig Ellis | 25 | 541 | 21.6 | 41 | 0 |
| 1987 | Lorenzo Hampton | 16 | 304 | 19.0 | 32 | 0 |
| 1988 | Joe Cribbs | 41 | 863 | 21.0 | 44 | 0 |
| 1989 | Marc Logan | 24 | 613 | 25.5 | 97t | 1 |
| 1990 | Marc Logan | 20 | 367 | 18.4 | 35 | 0 |
| 1991 | + Aaron Craver | 32 | 615 | 19.2 | 49 | 0 |
| 1992 | Mike Williams | 19 | 328 | 17.3 | 28 | 0 |
| 1993 | + O.J. McDuffie | 32 | 755 | 23.6 | 48 | 0 |
| 1994 | O.J. McDuffie | 36 | 767 | 21.3 | 46 | 0 |
| 1995 | O.J. McDuffie | 23 | 564 | 24.5 | 47 | 0 |
| 1996 | Irving Spikes | 28 | 681 | 24.3 | 59 | 0 |
| 1997 | Irving Spikes | 24 | 565 | 23.5 | 48 | 0 |
| 1998 | + John Avery | 43 | 1,085 | 25.2 | 55 | 0 |
| 1999 | Brock Marion | 62 | 1,524 | 24.6 | 93 | 0 |
| 2000 | Autry Denson | 20 | 495 | 24.8 | 56 | 0 |
| 2001 | + Chris Chambers | 36 | 811 | 22.5 | 47 | 0 |
| 2002 | Travis Minor | 46 | 1,071 | 23.3 | 66 | 0 |
| 2003 | Travis Minor | 34 | 727 | 21.4 | 49 | 0 |
| 2004 | Wes Welker | 57 | 1,313 | 23.0 | 95t | 1 |
| 2005 | Wes Welker | 61 | 1,379 | 22.6 | 46 | 0 |
| 2006 | Wes Welker | 48 | 1,064 | 22.2 | 46 | 0 |
| 2007 | + Ted Ginn, Jr. | 63 | 1,433 | 22.7 | 52 | 0 |
| 2008 | Ted Ginn, Jr. | 32 | 657 | 20.5 | 41 | 0 |
| 2009 | Ted Ginn, Jr. | 52 | 1,296 | 24.9 | 101t | 2 |
| 2010 | + Nolan Carroll | 27 | 655 | 24.3 | 46 | 0 |
| 2011 | + Clyde Gates | 34 | 843 | 24.8 | 77 | 0 |
| 2012 | Marcus Thigpen | 38 | 1,040 | 27.4 | 96t | 1 |
| 2013 | Marcus Thigpen | 39 | 878 | 22.5 | 50 | 0 |
| 2014 | + Jarvis Landry | 34 | 954 | 28.1 | 74 | 0 |
| 2015 | Damien Williams | 21 | 457 | 21.8 | 37 | 0 |

## KICKOFF RETURNS

| YEAR | PLAYER | NO | YDS | AVG | LG | TD |
|---|---|---|---|---|---|---|
| 2016 | + Jakeem Grant | 19 | 439 | 23.1 | 45 | 0 |
| 2017 | Jakeem Grant | 21 | 479 | 22.8 | 31 | 0 |
| 2018 | Jakeem Grant | 18 | 535 | 29.7 | 102t | 1 |

## INTERCEPTIONS

| YEAR | PLAYER | NO | YDS | AVG | LG | TD |
|---|---|---|---|---|---|---|
| 1966 | Willie West | 8 | 62 | 7.8 | 31 | 0 |
| 1967 | Dick Westmoreland | 10 | 127 | 12.7 | 29 | 1 |
| 1968 | + Dick Anderson | 8 | 230 | 28.8 | 96t | 1 |
| 1969 | + Lloyd Mumphord | 5 | 102 | 20.4 | 51 | 0 |
| 1970 | Dick Anderson | 8 | 191 | 23.9 | 86 | 0 |
| 1971 | Jake Scott | 7 | 34 | 4.9 | 21 | 0 |
| 1972 | Jake Scott | 5 | 73 | 14.6 | 31 | 0 |
| 1973 | Dick Anderson | 8 | 163 | 20.4 | 38t | 2 |
| 1974 | Jake Scott | 8 | 75 | 9.4 | 30 | 0 |
| 1975 | Jake Scott | 6 | 60 | 10.0 | 38 | 0 |
| 1976 | (four players) | (two interceptions) | | | | |
| 1977 | Curtis Johnson | 4 | 35 | 8.8 | 19 | 0 |
| 1978 | Tim Foley | 6 | 12 | 2.0 | 8 | 0 |
| 1979 | Neal Colzie | 5 | 86 | 17.2 | 56 | 0 |
| | Gerald Small | 5 | 74 | 14.8 | 40 | 0 |
| 1980 | Gerald Small | 7 | 46 | 6.6 | 22 | 0 |
| 1981 | Glenn Blackwood | 4 | 124 | 31.0 | 39 | 0 |
| 1982 | Don McNeal | 4 | 42 | 10.5 | 23 | 1 |
| 1983 | William Judson | 6 | 60 | 10.0 | 29 | 0 |
| 1984 | Glenn Blackwood | 6 | 169 | 28.2 | 50 | 0 |
| 1985 | Glenn Blackwood | 6 | 36 | 6.0 | 17 | 0 |
| 1986 | (four players) | (two interceptions) | | | | |
| 1987 | Paul Lankford | 3 | 44 | 14.7 | 44 | 0 |
| | Glenn Blackwood | 3 | 17 | 5.7 | 17 | 0 |
| 1988 | + Jarvis Williams | 4 | 62 | 15.5 | 23 | 0 |
| | William Judson | 4 | 57 | 14.3 | 52 | 0 |
| 1989 | + Louis Oliver | 4 | 32 | 8.0 | 23 | 0 |
| 1990 | Louis Oliver | 5 | 87 | 17.4 | 35 | 0 |
| | Jarvis Williams | 5 | 82 | 16.4 | 42t | 1 |
| 1991 | Louis Oliver | 5 | 80 | 16.0 | 37 | 0 |
| 1992 | Louis Oliver | 5 | 200 | 40.0 | 103t | 1 |
| 1993 | J.B. Brown | 5 | 43 | 8.6 | 29 | 0 |
| 1994 | Troy Vincent | 5 | 113 | 22.6 | 58t | 1 |
| 1995 | Troy Vincent | 5 | 95 | 19.0 | 69t | 1 |
| 1996 | Terrell Buckley | 6 | 164 | 27.3 | 91t | 1 |
| 1997 | Terrell Buckley | 4 | 26 | 6.5 | 12 | 0 |
| 1998 | Terrell Buckley | 8 | 157 | 19.6 | 61 | 1 |
| | Sam Madison | 8 | 114 | 14.3 | 35 | 0 |
| 1999 | Sam Madison | 7 | 164 | 23.4 | 42 | 1 |
| 2000 | Brian Walker | 7 | 80 | 11.4 | 31 | 0 |
| 2001 | Brock Marion | 5 | 227 | 45.4 | 100t | 2 |
| 2002 | Patrick Surtain | 6 | 79 | 13.2 | 40t | 1 |
| 2003 | Patrick Surtain | 7 | 59 | 8.4 | 32 | 0 |
| 2004 | Arturo Freeman | 4 | 59 | 14.8 | 47 | 0 |
| | Sammy Knight | 4 | 32 | 8.0 | 32 | 0 |
| | Patrick Surtain | 4 | 2 | 0.5 | 2 | 0 |
| 2005 | Lance Schulters | 4 | 78 | 19.5 | 37 | 0 |
| 2006 | Jason Taylor | 2 | 71 | 35.5 | 51t | 2 |
| | Renaldo Hill | 2 | 33 | 16.5 | 21 | 0 |
| 2007 | Jason Allen | 3 | 15 | 5.0 | 13 | 0 |
| 2008 | Andre' Goodman | 5 | 53 | 10.6 | 55 | 0 |
| 2009 | + Vontae Davis | 4 | 64 | 16.0 | 26 | 1 |
| 2010 | Jason Allen | 3 | 17 | 5.7 | 17 | 0 |
| 2011 | Vontae Davis | 4 | 60 | 15.0 | 28 | 0 |
| 2012 | Reshad Jones | 4 | 28 | 7.0 | 15 | 0 |
| 2013 | Brent Grimes | 4 | 102 | 25.5 | 94t | 1 |
| | Dimitri Patterson | 4 | 7 | 1.8 | 3 | 0 |
| 2014 | Brent Grimes | 5 | 80 | 16.0 | 32 | 1 |
| 2015 | Reshad Jones | 5 | 104 | 20.8 | 42 | 2 |
| 2016 | Tony Lippett | 4 | 0 | 0.0 | 0 | 0 |
| 2017 | Xavien Howard | 4 | 71 | 17.8 | 30t | 1 |
| 2018 | # Xavien Howard | 7 | 52 | 7.4 | 39 | 0 |

## SCORING

| YEAR | PLAYER | TD | RUSH | REC | PATs | FGs | PTS |
|---|---|---|---|---|---|---|---|
| 1966 | Joe Auer | 9^ | 4 | 4 | 0-0 | 0-0 | 54 |
| | Gene Mingo | 0 | 0 | 0 | 23-23 | 10-22 | 53 |
| 1967 | Booth Lusteg | 0 | 0 | 0 | 18-18 | 7-12 | 39 |
| | Jack Harper | 4 | 1 | 3 | 0-0 | 0-0 | 24 |
| | Stan Mitchell | 4 | 3 | 1 | 0-0 | 0-0 | 24 |
| 1968 | Karl Noonan | 11 | 0 | 11 | 0-0 | 0-0 | 66 |
| | + Jim Keyes | 0 | 0 | 0 | 30-30 | 7-16 | 51 |
| 1969 | Karl Kremser | 0 | 0 | 0 | 26-27 | 13-22 | 65 |
| | Jim Kiick | 10 | 9 | 1 | 0-0 | 0-0 | 60 |
| 1970 | Garo Yepremian | 0 | 0 | 0 | 31-31 | 22-29 | 97 |
| | Jim Kiick | 6 | 6 | 0 | 0-0 | 0-0 | 36 |
| 1971 | # Garo Yepremian | 0 | 0 | 0 | 33-33 | 28-40 | 117 |
| | Paul Warfield | 11 | 0 | 11 | 0-0 | 0-0 | 66 |
| 1972 | Garo Yepremian | 0 | 0 | 0 | 43-45 | 24-37 | 115 |
| | Mercury Morris | 12 | 12 | 0 | 0-0 | 0-0 | 72 |
| 1973 | Garo Yepremian | 0 | 0 | 0 | 38-38 | 25-37 | 113 |
| | Paul Warfield | 11 | 0 | 11 | 0-0 | 0-0 | 66 |
| 1974 | Garo Yepremian | 0 | 0 | 0 | 43-43 | 8-15 | 67 |
| | Larry Csonka | 9 | 9 | 0 | 0-0 | 0-0 | 54 |
| 1975 | Garo Yepremian | 0 | 0 | 0 | 40-46 | 13-16 | 79 |
| | Don Nottingham | 12 | 12 | 0 | 0-0 | 0-0 | 72 |
| 1976 | Garo Yepremian | 0 | 0 | 0 | 29-31 | 16-23 | 77 |
| | (five players) | | | | | | 24 |
| 1977 | Nat Moore | 13 | 1 | 12 | 0-0 | 0-0 | 78 |
| | Garo Yepremian | 0 | 0 | 0 | 37-40 | 10-22 | 67 |
| 1978 | Garo Yepremian | 0 | 0 | 0 | 41-45 | 19-23 | 98 |
| | Nat Moore | 10 | 0 | 10 | 0-0 | 0-0 | 60 |
| 1979 | + Uwe von Schamann | 0 | 0 | 0 | 36-40 | 21-29 | 99 |
| | Larry Csonka | 13 | 12 | 1 | 0-0 | 0-0 | 78 |
| 1980 | Uwe von Schamann | 0 | 0 | 0 | 32-32 | 14-23 | 74 |
| | Nat Moore | 7 | 0 | 7 | 0-0 | 0-0 | 42 |
| 1981 | Uwe von Schamann | 0 | 0 | 0 | 37-38 | 24-31 | 109 |
| | Tony Nathan | 8 | 5 | 3 | 0-0 | 0-0 | 48 |
| | Andra Franklin | 8 | 7 | 1 | 0-0 | 0-0 | 48 |
| 1982 | Uwe von Schamann | 0 | 0 | 0 | 21-22 | 15-20 | 66 |
| | Andra Franklin | 7 | 7 | 0 | 0-0 | 0-0 | 42 |
| 1983 | Uwe von Schamann | 0 | 0 | 0 | 45-48 | 18-27 | 99 |
| | Mark Duper | 10 | 0 | 10 | 0-0 | 0-0 | 60 |
| 1984 | Mark Clayton | 18 | 0 | 18 | 0-0 | 0-0 | 108 |
| | Uwe von Schamann | 0 | 0 | 0 | 66-70 | 9-19 | 93 |
| 1985 | + Fuad Reveiz | 0 | 0 | 0 | 50-52 | 22-27 | 116 |
| | + Ron Davenport | 13 | 11 | 2 | 0-0 | 0-0 | 78 |
| 1986 | Fuad Reveiz | 0 | 0 | 0 | 52-55 | 14-22 | 94 |
| | Lorenzo Hampton | 12 | 9 | 3 | 0-0 | 0-0 | 72 |
| 1987 | Fuad Reveiz | 0 | 0 | 0 | 28-30 | 9-11 | 55 |
| | Mark Duper | 8 | 0 | 8 | 0-0 | 0-0 | 48 |
| 1988 | Mark Clayton | 14 | 0 | 14 | 0-0 | 0-0 | 84 |
| | Fuad Reveiz | 0 | 0 | 0 | 31-32 | 8-12 | 55 |
| 1989 | + Pete Stoyanovich | 0 | 0 | 0 | 38-39 | 19-26 | 95 |
| | Mark Clayton | 9 | 0 | 9 | 0-0 | 0-0 | 54 |
| 1990 | Pete Stoyanovich | 0 | 0 | 0 | 37-37 | 21-25 | 100 |
| | Sammie Smith | 9 | 8 | 1 | 0-0 | 0-0 | 54 |
| 1991 | Pete Stoyanovich | 0 | 0 | 0 | 28-29 | 31-37 | 121 |
| | Mark Clayton | 12 | 0 | 12 | 0-0 | 0-0 | 72 |
| 1992 | # Pete Stoyanovich | 0 | 0 | 0 | 34-36 | 30-37 | 124 |
| | Mark Higgs | 7 | 7 | 0 | 0-0 | 0-0 | 42 |
| | Mark Duper | 7 | 0 | 7 | 0-0 | 0-0 | 42 |
| 1993 | Pete Stoyanovich | 0 | 0 | 0 | 37-37 | 24-32 | 109 |
| | (four players) | | | | | | 36 |
| 1994 | Pete Stoyanovich | 0 | 0 | 0 | 35-35 | 24-31 | 107 |
| | Irving Fryar | 7 | 0 | 7 | 0-0 | 0-0 | 46 |
| 1995 | Pete Stoyanovich | 0 | 0 | 0 | 37-37 | 27-34 | 118 |
| | Bernie Parmalee | 10 | 9 | 1 | 0-0 | 0-0 | 80 |
| 1996 | Joe Nedney | 0 | 0 | 0 | 35-36 | 18-29 | 89 |
| | + Karim Abdul-Jabbar | 11 | 11 | 0 | 0-0 | 0-0 | 66 |
| 1997 | Olindo Mare | 0 | 0 | 0 | 33-33 | 28-36 | 117 |
| | Karim Abdul-Jabbar | 16 | 15 | 1 | 0-0 | 0-0 | 96 |
| 1998 | Olindo Mare | 0 | 0 | 0 | 33-34 | 22-27 | 99 |
| | Oronde Gadsden | 7 | 0 | 7 | 0-0 | 0-0 | 42 |
| | O.J. McDuffie | 7 | 0 | 7 | 0-0 | 0-0 | 42 |
| 1999 | Olindo Mare | 0 | 0 | 0 | 27-27 | 39-46 | 144 |

## SCORING

| YEAR | PLAYER | TD | RUSH | REC | PATs | FGs | PTS |
|---|---|---|---|---|---|---|---|
| | Oronde Gadsden | 6 | 0 | 6 | 0-0 | 0-0 | 36 |
| 2000 | Olindo Mare | 0 | 0 | 0 | 33-34 | 28-31 | 117 |
| | Lamar Smith | 16 | 14 | 2 | 0-0 | 0-0 | 96 |
| 2001 | Olindo Mare | 0 | 0 | 0 | 39-40 | 19-21 | 96 |
| | Lamar Smith | 8 | 6 | 2 | 0-0 | 0-0 | 48 |
| 2002 | Olindo Mare | 0 | 0 | 0 | 42-43 | 24-31 | 114 |
| | Ricky Williams | 17 | 16 | 1 | 0-0 | 0-0 | 102 |
| 2003 | Olindo Mare | 0 | 0 | 0 | 33-34 | 22-29 | 99 |
| | Chris Chambers | 11 | 0 | 11 | 0-0 | 0-0 | 66 |
| 2004 | Olindo Mare | 0 | 0 | 0 | 18-18 | 12-16 | 54 |
| | Chris Chambers | 7 | 0 | 7 | 0-0 | 0-0 | 44@ |
| 2005 | Olindo Mare | 0 | 0 | 0 | 33-33 | 25-30 | 108 |
| | Chris Chambers | 11 | 0 | 11 | 0-0 | 0-0 | 66 |
| 2006 | Olindo Mare | 0 | 0 | 0 | 22-22 | 26-36 | 100 |
| | Marty Booker | 6 | 0 | 6 | 0-0 | 0-0 | 40@@ |
| 2007 | Jay Feely | 0 | 0 | 0 | 26-26 | 21-23 | 89 |
| | Ronnie Brown | 5 | 4 | 1 | 0-0 | 0-0 | 32@ |
| 2008 | + Dan Carpenter | 0 | 0 | 0 | 40-40 | 21-25 | 103 |
| | Ronnie Brown | 10 | 10 | 0 | 0-0 | 0-0 | 60 |
| 2009 | Dan Carpenter | 0 | 0 | 0 | 37-38 | 25-28 | 112 |
| | Ricky Williams | 13 | 11 | 2 | 0-0 | 0-0 | 80@ |
| 2010 | Dan Carpenter | 0 | 0 | 0 | 25-25 | 30-41 | 115 |
| | Davone Bess | 0 | 0 | 5 | 0-0 | 0-0 | 30 |
| | Ronnie Brown | 0 | 5 | 0 | 0-0 | 0-0 | 30 |
| 2011 | Dan Carpenter | 0 | 0 | 0 | 26-26 | 29-34 | 113 |
| | Reggie Bush | 7 | 6 | 1 | 0-0 | 0-0 | 42 |
| 2012 | Dan Carpenter | 0 | 0 | 0 | 26-26 | 22-27 | 92 |
| | Reggie Bush | 8 | 6 | 2 | 0-0 | 0-0 | 48 |
| 2013 | Caleb Sturgis | 0 | 0 | 0 | 33-33 | 26-34 | 111 |
| | Charles Clay | 7 | 1 | 6 | 0-0 | 0-0 | 42 |
| 2014 | Caleb Sturgis | 0 | 0 | 0 | 41-41 | 29-37 | 128 |
| | Mike Wallace | 10 | 0 | 10 | 0-0 | 0-0 | 60 |
| 2015 | Andrew Franks | 0 | 0 | 0 | 33-36 | 13-16 | 72 |
| | Lamar Miller | 10 | 8 | 2 | 0-0 | 0-0 | 60 |
| 2016 | Andrew Franks | 0 | 0 | 0 | 41-42 | 16-21 | 89 |
| | Kenny Stills | 9 | 0 | 9 | 0-0 | 0-0 | 54 |
| 2017 | Cody Parkey | 0 | 0 | 0 | 26-29 | 21-23 | 89 |
| | Jarvis Landry | 9 | 0 | 9 | 0-0 | 0-0 | 54 |
| 2018 | + Jason Sanders | 0 | 0 | 0 | 35-36 | 18-20 | 89 |
| | Kenyan Drake | 9 | 4 | 5 | 0-0 | 0-0 | 54 |

*@ includes 2-point conversion; @@ includes two 2-point conversions; ^ includes touchdown on kickoff return*

## TACKLES

| YEAR | PLAYER | G | SOLO | ASST | TOTAL |
|---|---|---|---|---|---|
| 1966 | Willie West | 14 | 95 | 23 | 118 |
| 1967 | Wahoo McDaniel | 14 | 69 | 49 | 118 |
| 1968 | Frank Emanuel | 14 | 82 | 37 | 119 |
| 1969 | Nick Buoniconti | 13 | 79 | 35 | 114 |
| 1970 | Nick Buoniconti | 14 | 96 | 49 | 145 |
| 1971 | Nick Buoniconti | 14 | 86 | 40 | 126 |
| 1972 | Nick Buoniconti | 14 | 72 | 74 | 146 |
| 1973 | Nick Buoniconti | 13 | 91 | 71 | 162 |
| 1974 | Bob Matheson | 14 | 71 | 32 | 103 |
| 1975 | + Steve Towle | 12 | 90 | 74 | 164 |
| 1976 | Steve Towle | 13 | 131 | 86 | 217 |
| 1977 | Steve Towle | 16 | 75 | 63 | 138 |
| 1978 | Rusty Chambers | 16 | 85 | 66 | 151 |
| 1979 | Rusty Chambers | 16 | 80 | 98 | 178 |
| 1980 | Bob Baumhower | 16 | 88 | 47 | 135 |
| 1981 | Earnie Rhone | 16 | 120 | 51 | 171 |
| 1982 | Earnie Rhone | 9 | 62 | 20 | 82 |
| 1983 | Bob Brudzinski | 16 | 73 | 31 | 104 |
| 1984 | Mark Brown | 16 | 59 | 18 | 77 |
| 1985 | Mark Brown | 15 | 78 | 18 | 96 |
| 1986 | + John Offerdahl | 15 | 109 | 26 | 135 |
| 1987 | Jackie Shipp | 12 | 63 | 16 | 79 |
| 1988 | John Offerdahl | 16 | 99 | 18 | 117 |
| 1989 | Barry Krauss | 16 | 100 | 19 | 119 |
| 1990 | John Offerdahl | 16 | 98 | 18 | 116 |

## TACKLES

| YEAR | PLAYER | G | SOLO | ASST | TOTAL |
|---|---|---|---|---|---|
| 1991 | Louis Oliver | 16 | 73 | 15 | 88 |
| 1992 | Bryan Cox | 16 | 84 | 43 | 127 |
| 1993 | Bryan Cox | 16 | 87 | 35 | 122 |
| 1994 | Bryan Cox | 16 | 106 | 41 | 147 |
| 1995 | Bryan Cox | 16 | 104 | 38 | 142 |
| 1996 | + Zach Thomas | 16 | 131 | 49 | 180 |
| 1997 | Zach Thomas | 15 | 107 | 42 | 149 |
| 1998 | Zach Thomas | 16 | 124 | 36 | 160 |
| 1999 | Zach Thomas | 16 | 117 | 50 | 167 |
| 2000 | Brock Marion | 16 | 85 | 24 | 109 |
| 2001 | Zach Thomas | 15 | 112 | 68 | 180 |
| 2002 | Zach Thomas | 16 | 124 | 71 | 195 |
| 2003 | Zach Thomas | 15 | 113 | 71 | 184 |
| 2004 | Zach Thomas | 13 | 95 | 73 | 168 |
| 2005 | Zach Thomas | 14 | 112 | 54 | 166 |
| 2006 | Zach Thomas | 16 | 103 | 62 | 165 |
| 2007 | Channing Crowder | 11 | 61 | 17 | 78 |
| 2008 | Yeremiah Bell | 16 | 100 | 20 | 120 |
| 2009 | Yeremiah Bell | 16 | 92 | 22 | 114 |
| 2010 | Yeremiah Bell | 16 | 83 | 18 | 101 |
| 2011 | Yeremiah Bell | 16 | 81 | 26 | 107 |
| 2012 | Karlos Dansby | 16 | 100 | 33 | 133 |
| 2013 | Philip Wheeler | 16 | 83 | 35 | 118 |
| 2014 | Jelani Jenkins | 15 | 81 | 27 | 108 |
| 2015 | Reshad Jones | 16 | 106 | 29 | 135 |
| 2016 | Kiko Alonso | 15 | 69 | 46 | 115 |
| 2017 | Reshad Jones | 16 | 94 | 28 | 122 |
| 2018 | Kiko Alonso | 15 | 79 | 46 | 125 |

## SACKS

**1968:** Mel Branch, 11.0; **1969:** Bill Stanfill, 8.0; **1970:** Bill Stanfill, 6.0; **1971:** Manny Fernandez, 8.0; **1972:** Vern Den Herder, 10.5; **1973:** Bill Stanfill, 18.5; **1974:** Bill Stanfill, 10.0; **1975:** Vern Den Herder, 11.0; **1976:** Don Reese and Bill Stanfill, 4.0; **1977:** +A.J. Duhe, 7.0; **1978:** Vern Den Herder, 11.0; **1979:** Vern Den Herder, 9.0; **1980:** Kim Bokamper and A.J. Duhe, 5.5; **1981:** Bob Baumhower, 9.0; **1982:** Bob Brudzinski, 4.5; **1983:** Doug Betters, 16.0; **1984:** Doug Betters, 14.0; **1985:** Mike Charles, 7.0; **1986:** Mark Brown, 5.0 (47 yards); **1987:** T.J. Turner, 4.0 (34 yards); **1988:** T.J. Turner, 5.0 (22 yards); **1989:** Jeff Cross, 10.0 (94 yards); **1990:** Jeff Cross, 11.5 (95.5 yards); **1991:** Jeff Cross 7.0 (60 yards); **1992:** Bryan Cox 14.0 (115 yards); **1993:** Jeff Cross 10.5 (62 yards); **1994:** Jeff Cross 9.5 (58.5 yards); **1995:** Bryan Cox 7.5 (46 yards); **1996:** Trace Armstrong 12.0 (81.5 yards); **1997:** Trace Armstrong 5.5 (45 yards); **1998:** Trace Armstrong 10.5 (63 yards); **1999:** Rich Owens 8.5 (61 yards); **2000:** Trace Armstrong 16.5 (96.5 yards); **2001:** Jason Taylor 8.5 (44.5 yards); **2002:** #Jason Taylor 18.5 (162.5 yards); **2003:** Adewale Ogunleye 15.0 (71 yards); **2004:** Jason Taylor 9.5 (62.5 yards); **2005:** Jason Taylor 12.0 (80 yards); **2006:** Jason Taylor 13.5 (74 yards); **2007:** Jason Taylor 11.0 (63 yards); **2008:** Joey Porter 17.0 (96 yards); **2009:** Joey Porter 9.0 (46.5 yards); **2010:** Cameron Wake 14.0 (89.5 yards); **2011:** Cameron Wake 8.5 (47.5 yards); **2012:** Cameron Wake 15.0 (92 yards); **2013:** Olivier Vernon 11.5 (65 yards); **2014:** Cameron Wake 11.5 (59.5 yards); **2015:** Olivier Vernon 7.5 (56.5 yards); **2016:** Cameron Wake 11.5 (90.5 yards); **2017:** Cameron Wake 10.5 (72.0 yards); **2018:** Robert Quinn 6.5 (48.0 yards).

*+ – Rookie* *# – League Leader*

# DOLPHINS OFFENSE YEAR-BY-YEAR

| YEAR | PLAYS | FIRST DOWNS | RUSH YARDS | PASS NET YARDS | TOTAL NET YARDS | NFL RANK* T-R-P | TOTAL POINTS |
|---|---|---|---|---|---|---|---|
| 1966 | 884 | 200 | 1410 | 2048 | 3458 | 22-21-19 | 213 |
| 1967 | 847 | 212 | 1323 | 2336 | 3659 | 17-18-17 | 219 |
| 1968 | 892 | 247 | 1704 | 2402 | 4106 | 12-15-11 | 276 |
| 1969 | 878 | 224 | 1513 | 2077 | 3590 | 23-23-21 | 233 |
| 1970 | 827 | 228 | 2082 | 1957 | 4039 | 11-3-20 | 297 |
| 1971 | 804 | 232 | 2429 | 1983 | 4412 | 5-1-19 | 315 |
| 1972 | 893 | 291 | 2960 | 2076 | 5036 | 1-1-16 | 385 |
| 1973 | 776 | 215 | 2521 | 1582 | 4103 | 9-3-21 | 343 |
| 1974 | 884 | 272 | 2191 | 2084 | 4275 | 11-4-16 | 327 |
| 1975 | 896 | 266 | 2500 | 2009 | 4509 | 11-4-20 | 357 |
| 1976 | 874 | 267 | 2118 | 2268 | 4386 | 13-13-10 | 263 |
| 1977 | 866 | 267 | 2366 | 1961 | 4327 | 10-5-16 | 313 |

| YEAR | PLAYS | FIRST DOWNS | RUSH YARDS | PASS NET YARDS | TOTAL NET YARDS | NFL RANK* T-R-P | TOTAL POINTS |
|---|---|---|---|---|---|---|---|
| 1978 | 954 | 270 | 2366 | 2469 | 4835 | 13-11-15 | 372 |
| 1979 | 1006 | 297 | 2187 | 2763 | 4950 | 16-17-14 | 341 |
| 1980 | 1015 | 284 | 1876 | 2688 | 4564 | 26-17-24 | 266 |
| 1981 | 1063 | 306 | 2173 | 3149 | 5322 | 16-10-16 | 345 |
| 1982 | 582 | 165 | 1344 | 1314 | 2658 | 19-3-27 | 198 |
| 1983 | 1033 | 314 | 2150 | 3045 | 5195 | 16-13-19 | 389 |
| 1984 | 1070 | 387 | 1918 | 5018 | 6936 | 1-16-1 | 513 |
| 1985 | 1039 | 361 | 1729 | 4114 | 5843 | 6-18-2 | 428 |
| 1986 | 1011 | 351 | 1545 | 4779 | 6324 | 2-25-1 | 430 |
| 1987 | 1005 | 331 | 1662 | 3876 | 5538 | 4-23-1 | 362 |
| 1988 | 963 | 321 | 1205 | 4516 | 5721 | 5-28-1 | 319 |
| 1989 | 1011 | 310 | 1330 | 4216 | 5546 | 7-27-3 | 331 |
| 1990 | 975 | 303 | 1535 | 3512 | 5047 | 11-22-4 | 336 |
| 1991 | 970 | 312 | 1352 | 3889 | 5241 | 7-25-3 | 343 |
| 1992 | 998 | 316 | 1525 | 3975 | 5500 | 5-24-2 | 340 |
| 1993 | 1030 | 309 | 1459 | 4353 | 5812 | 2-25-1 | 349 |
| 1994 | 1078 | 344 | 1658 | 4420 | 6078 | 1-13-2 | 389 |
| 1995 | 1034 | 345 | 1506 | 4210 | 5716 | 8-21-4 | 398 |
| 1996 | 1000 | 294 | 1622 | 3543 | 5165 | 14-19-11 | 339 |
| 1997 | 1028 | 311 | 1343 | 3792 | 5135 | 11-29-2 | 339 |
| 1998 | 1028 | 269 | 1535 | 3395 | 4930 | 16-24-10 | 321 |
| 1999 | 1071 | 287 | 1453 | 3485 | 4938 | 20-22-13t | 326 |
| 2000 | 945 | 251 | 1894 | 2567 | 4461 | 26-14-27 | 323 |
| 2001 | 953 | 263 | 1664 | 3157 | 4821 | 21-23-19 | 344 |
| 2002 | 1010 | 318 | 2502 | 2890 | 5392 | 15-2-26 | 378 |
| 2003 | 968 | 266 | 1817 | 2792 | 4609 | 24-17-26 | 311 |
| 2004 | 1022 | 267 | 1339 | 3065 | 4404 | 29-31-21 | 275 |
| 2005 | 1026 | 274 | 1898 | 3300 | 5198 | 14-12-16 | 318 |
| 2006 | 1034 | 281 | 1673 | 3287 | 4960 | 20-22-13 | 260 |
| 2007 | 989 | 283 | 1569 | 3031 | 4600 | 28-23-24 | 267 |
| 2008 | 965 | 308 | 1897 | 3632 | 5529 | 12-11-10 | 345 |
| 2009 | 1088 | 333 | 2231 | 3170 | 5401 | 17-4-20 | 360 |
| 2010 | 1040 | 300 | 1643 | 3527 | 5170 | 21-21-16 | 273 |
| 2011 | 990 | 287 | 1987 | 3091 | 5078 | 22-11-23 | 329 |
| 2012 | 981 | 288 | 1802 | 3182 | 4984 | 27-17-26 | 288 |
| 2013 | 1001 | 278 | 1440 | 3567 | 5007 | 27-26-20 | 317 |
| 2014 | 1040 | 361 | 1872 | 3729 | 5601 | 14-12-17 | 388 |
| 2015 | 977 | 291 | 1496 | 3811 | 5307 | 26-23-19 | 310 |
| 2016 | 912 | 278 | 1824 | 3500 | 5324 | 24-9-26 | 363 |
| 2017 | 995 | 284 | 1388 | 3535 | 4923 | 25-29-18 | 281 |
| 2018 | 878 | 252 | 1738 | 2900 | 4638 | 31-18-30 | 319 |

** 1966-69 are AFL-NFL combined rankings*

# DOLPHINS DEFENSE YEAR-BY-YEAR

| YEAR | PLAYS | FIRST DOWNS | RUSH YARDS | PASS NET YARDS | TOTAL NET YARDS | NFL RANK* T-R-P | TOTAL POINTS |
|---|---|---|---|---|---|---|---|
| 1966 | 857 | 237 | 1510 | 3101 | 4611 | 19-7-22 | 362 |
| 1967 | 843 | 269 | 2145 | 2835 | 4980 | 22-25-17 | 407 |
| 1968 | 808 | 240 | 2172 | 2712 | 4884 | 23-22-20 | 355 |
| 1969 | 851 | 206 | 1489 | 2637 | 4126 | 10-9-16 | 332 |
| 1970 | 808 | 228 | 1453 | 2551 | 4004 | 15-7-22 | 228 |
| 1971 | 800 | 214 | 1661 | 2000 | 3661 | 5-8-6 | 174 |
| 1972 | 770 | 186 | 1548 | 1749 | 3297 | 1-3-5 | 171 |
| 1973 | 878 | 195 | 1991 | 1290 | 3281 | 3-12-1 | 150 |
| 1974 | 807 | 208 | 1624 | 2182 | 3806 | 8-7-16 | 216 |
| 1975 | 858 | 224 | 1768 | 2021 | 3789 | 6-5-6 | 222 |
| 1976 | 892 | 268 | 2411 | 2670 | 5081 | 26-22-28 | 264 |
| 1977 | 901 | 227 | 1749 | 2233 | 3982 | 16-6-24 | 197 |
| 1978 | 1021 | 298 | 2261 | 2908 | 5169 | 23-16-26 | 254 |
| 1979 | 938 | 238 | 1702 | 2737 | 4439 | 4-2-12 | 257 |
| 1980 | 1062 | 309 | 2018 | 3206 | 5224 | 14-15-15 | 305 |
| 1981 | 1039 | 296 | 2032 | 3331 | 5363 | 15-14-19 | 275 |
| 1982 | 548 | 147 | 1285 | 1027 | 2312 | 1-24-1 | 131 |
| 1983 | 989 | 288 | 2037 | 3002 | 5039 | 7-13-8 | 250 |
| 1984 | 1051 | 314 | 2155 | 3265 | 5420 | 19-22-14 | 298 |
| 1985 | 1034 | 314 | 2256 | 3511 | 5767 | 23-23-22 | 320 |
| 1986 | 1058 | 337 | 2493 | 3557 | 6050 | 26t-27-22 | 405 |
| 1987 | 1013 | 314 | 2198 | 3247 | 5445 | 26-25-21 | 335 |

| YEAR | PLAYS | FIRST DOWNS | RUSH YARDS | PASS NET YARDS | TOTAL NET YARDS | NFL RANK* T-R-P | TOTAL POINTS |
|---|---|---|---|---|---|---|---|
| 1988 | 1072 | 359 | 2506 | 3275 | 5781 | 26-26-14 | 380 |
| 1989 | 1045 | 337 | 2153 | 3543 | 5696 | 24-25-18 | 379 |
| 1990 | 968 | 268 | 1831 | 2716 | 4547 | 7-16-5 | 242 |
| 1991 | 1019 | 327 | 2301 | 3105 | 5406 | 25-27-12 | 349 |
| 1992 | 976 | 273 | 1600 | 2983 | 4583 | 10t-6-14 | 281 |
| 1993 | 1061 | 332 | 1665 | 3485 | 5150 | 20-14-21 | 351 |
| 1994 | 1000 | 305 | 1430 | 3794 | 5224 | 19-6-25 | 327 |
| 1995 | 1000 | 309 | 1675 | 3569 | 5244 | 16-12-19 | 332 |
| 1996 | 987 | 306 | 1536 | 3655 | 5191 | 17-7-24 | 325 |
| 1997 | 1004 | 299 | 1813 | 3551 | 5364 | 26-17-25 | 327 |
| 1998 | 944 | 257 | 1511 | 2924 | 4435 | 3-6-6 | 265 |
| 1999 | 936 | 252 | 1476 | 2928 | 4404 | 5-8-5 | 336 |
| 2000 | 995 | 289 | 1736 | 2900 | 4636 | 6-14-5 | 226 |
| 2001 | 957 | 283 | 1779 | 2829 | 4608 | 5-17-1 | 290 |
| 2002 | 974 | 285 | 1554 | 3102 | 4656 | 3-5t-8 | 301 |
| 2003 | 1014 | 283 | 1452 | 3335 | 4787 | 10-5-19 | 261 |
| 2004 | 1009 | 281 | 2302 | 2592 | 4894 | 8-31-2 | 354 |
| 2005 | 1078 | 319 | 1771 | 3307 | 5078 | 18-17-20 | 317 |
| 2006 | 1005 | 267 | 1618 | 3007 | 4625 | 4-8-5 | 283 |
| 2007 | 983 | 318 | 2456 | 3019 | 5475 | 23-32-4 | 437 |
| 2008 | 979 | 296 | 1620 | 3644 | 5264 | 15-10-25 | 317 |
| 2009 | 968 | 297 | 1835 | 3754 | 5589 | 22-18-24 | 390 |
| 2010 | 988 | 264 | 1601 | 3348 | 4949 | 6-7-8 | 333 |
| 2011 | 1043 | 310 | 1530 | 3992 | 5522 | 15-3-25 | 313 |
| 2012 | 1073 | 320 | 1734 | 3974 | 5708 | 21-13-27 | 317 |
| 2013 | 1106 | 327 | 1998 | 3752 | 5750 | 21-24-16 | 335 |
| 2014 | 1029 | 309 | 1937 | 3557 | 5494 | 12-24-6 | 373 |
| 2015 | 1075 | 351 | 2019 | 4000 | 6019 | 25-28-21 | 389 |
| 2016 | 1088 | 349 | 2247 | 3875 | 6122 | 29-30-15 | 380 |
| 2017 | 989 | 319 | 1768 | 3603 | 5371 | 16-14-16 | 393 |
| 2018 | 1024 | 350 | 2325 | 3932 | 6257 | 29-31-21 | 433 |

** 1966-69 are AFL-NFL combined rankings*

# DOLPHINS IN OVERTIME

| LOCATION | W | L | T | WON TOSS | LOST TOSS |
|---|---|---|---|---|---|
| HOME* | 12 | 11 | 1 | 13 | 11 |
| ROAD* | 7 | 12 | 0 | 8 | 11 |
| **TOTALS** | **19** | **23** | **1** | **21** | **22** |

* Home record includes 1-1 mark in playoffs; Road record includes 1-0 mark in playoffs
When they have won the toss, the Dolphins are 12-9 (8-5 home, 4-4 road).
When they have lost the toss, the Dolphins are 7-14-1 (4-6-1 home, 3-8 road).

***Dec. 25, 1971 – Miami 27, at Kansas City 24 (2 OT):** Chiefs win toss. Jan Stenerud has 42-yard FG attempt blocked by Nick Buoniconti of Dolphins. Teams trade punts. Garo Yepremian misses FG try from 52 yards. K.C. QB Len Dawson is intercepted by Jake Scott and teams trade punts. Yepremian kicks a 37- yard FG at 7:40 of the second overtime.

**Dec. 14, 1975 – at Baltimore 10, Miami 7:** Dolphins win toss. Miami is forced to punt. Colts drive from their own 4 to the Miami 14. Toni Linhart kicks 31-yard FG at 12:44.

**Oct. 17, 1976 – Kansas City 20, at Miami 17:** Chiefs win toss. Kansas City punts and Miami drives to 20-yard line of Chiefs. Norm Bulaich fumbles into end zone and K.C. recovers for touchback. Chiefs drive to Miami 17 and Jan Stenerud kicks 34-yard FG at 14:48.

**Nov. 18, 1979 – at Cleveland 30, Miami 24:** Browns win toss. Brian Sipe throws 39-yard TD pass to Reggie Rucker at 1:59.

**Nov. 20, 1980 – San Diego 27, at Miami 24:** Chargers win toss. San Diego is forced to punt, but Woodrow Lowe intercepts David Woodley at theof the Dolphins. Rolf Benirschke kicks 28-yard FG for Chargers at 7:14.

**Dec. 8, 1980 – at Miami 16, New England 13:** Dolphins win toss. Miami drives from its own 13 to the 5 of New England with the big play being a 54-yard pass to Duriel Harris from David Woodley. Uwe von Schamann kicks 23-yard FG at 3:20.

**Oct. 4, 1981 – at Miami 28, N.Y. Jets 28 (tie):** Jets win toss. Teams trade punts twice. Pat Leahy of Jets misses 48-yard FG attempt near end of OT period.

**Nov. 8, 1981 – Miami 30, at New England 27:** Dolphins win toss. Miami punts, but Bob Brudzinski intercepts Steve Grogan at New England 45 and returns it to 26 of the Pats. Thirteen yards is tacked on for unnecessary roughness on tackle of Brudzinski, before Uwe von Schamann kicks 30-yard FG at 7:09.

***Jan. 2, 1981 – San Diego 41, at Miami 38:** Chargers win toss. Rolf Benirschke misses 27-yard FG for San Diego and Uwe von Schamann of Miami has 34-yard FG blocked by Leroy Jones of Chargers. Benirschke kicks 29-yard FG at 13:52.

**Oct. 9, 1983 – Buffalo 38, at Miami 35:** Dolphins win toss. Uwe von Schamann misses FGs of 52 and 43 yards for Miami. Joe Danelo kicks 36-yard FG at 13:58.

**Nov. 18, 1984 – at San Diego 34, Miami 28:** Chargers win toss. Buford McGee runs for 25-yard TD at 3:17. Sept. 21, 1986 – at N.Y. Jets 51, Miami 45: Jets win toss. Ken O'Brien throws a 43-yard TD pass to Wesley Walker at 2:35.

**Dec. 14, 1986 – Miami 37, at L.A. Rams 31:** Dolphins win toss. Dan Marino throws a 20-yard TD pass to Mark Duper at 3:04.

**Oct. 18, 1987 – at N.Y. Jets 37, Miami 31:** Jets win toss. Both teams exchange punts, then interceptions before Jets take over on another Dolphin interception. Pat Ryan passes eight yards to Eddie Hunter at 14:26.

**Oct. 25, 1987 – Buffalo 34, at Miami 31:** Bills win toss. Scott Norwood kicks 27-yard FG at 4:12.

**Oct. 8, 1989 – at Miami 13, Cleveland 10:** Browns win toss. Cleveland drives to Miami 26-yard line, but Matt Bahr misses 44-yard FG. Miami drives 55 yards and Pete Stoyanovich kicks 35-yard FG at 6:28.

**Dec. 9, 1990 – at Miami 23, Philadelphia 20:** Eagles win toss. Both teams exchange punts, then Eagles' Jeff Feagles boots 23-yard punt. Miami drives 35 yards and Pete Stoyanovich kicks 39-yard FG at 12:32.

**Nov. 24, 1991 – Miami 16, at Chicago 13:** Dolphins win toss. Pete Stoyanovich kicks 27-yard FG at 4:11.

**Dec. 22, 1991 – N.Y. Jets 23, at Miami 20:** Dolphins win toss. Miami is forced to punt. Raul Allegre kicks 30-yard FG at 6:15.

**Dec. 27, 1992 – Miami 16, at New England 13:** Patriots win toss. New England is forced to punt. Pete Stoyanovich kicks 35-yard FG at 6:43.

**Jan. 2, 1994 – at New England 33, Miami 27:** Dolphins win toss. Miami is forced to punt. Dolphins intercept pass but are forced to punt. Drew Bledsoe passes 36 yards to Michael Timpson for touchdown at 10:14.

**Oct. 16, 1994 – at Miami 20, L.A. Raiders 17:** Dolphins win toss. Pete Stoyanovich kicks 29-yard FG at 5:46.

**Nov. 20, 1994 – at Pittsburgh 16, Miami 13:** Steelers win toss. Pittsburgh stopped on fourth down. Dolphins forced to punt. Gary Anderson kicks 39-yard FG at 10:19.

**Oct. 8, 1995 – Indianapolis 27, at Miami 24:** Colts win toss. Cary Blanchard kicks 27-yard FG at 4:58.

**Sept. 7, 1997 – at Miami 16, Tennessee 13:** Dolphins win toss. Olindo Mare kicks 29-yard FG at 12:45.

**Oct. 27, 1997 – Chicago 36, at Miami 33:** Dolphins win toss. Both teams exchange punts, then Dan Marino is sacked and fumbles on Dolphins 17-yard line. Jeff Jaeger kicks 35-yard FG at 5:35.

**Oct. 25, 1998 – at Miami 12, New England 9:** Dolphins win toss. Olindo Mare kicks 43-yard FG at 10:24.

**Oct. 23, 2000 – at N.Y. Jets 40, Miami 37:** Dolphins win toss. Marcus Coleman intercepts Jay Fiedler pass then fumbles and Oronde Gadsden recovers. Coleman intercepts Fiedler again. John Hall kicks 40-yard field goal at 8:13.

***Dec. 30, 2000 – at Miami 23, Indianapolis 17:** Dolphins win toss. Miami forced to punt. Mike Vanderjagt misses 49-yard field goal wide right. Lamar Smith scores on 17-yard touchdown run at 3:34.

**Dec. 29, 2002 – at New England 27, Miami 24:** Patriots win toss. Adam Vinatieri kicks 35-yard FG at 12:57.

**Oct. 19, 2003 – New England 19, at Miami 13:** Dolphins win toss. Olindo Mare misses 35-yard FG. Patriots forced to punt. Tyrone Poole intercepts a Jay Fiedler pass on Patriots 18. Tom Brady connects with Troy Brown for an 82-yard TD pass on the following play at 9:15.

**Nov. 16, 2003 – at Miami 9, Baltimore 6:** Dolphins win toss. Miami forced to punt. Four plays afterward, Zach Thomas recovers a Jamal Lewis fumble at the Ravens 33, leading to an Olindo Mare 43-yard FG at 6:12.

**Sept. 9, 2007 – at Washington 16, Miami 13:** Redskins win toss. Shaun Suisham kicks 39-yard FG at 9:24.

**Dec. 16, 2007 – at Miami 22, Baltimore 16:** Ravens win toss. Matt Stover misses 44-yard FG wide left. Three plays later, Cleo Lemon connects with Greg Camarillo for a 64-yard touchdown at 8:14.

**Dec. 20, 2009 – at Tennessee 27, Miami 24:** Dolphins win toss. Chad Henne throws interception. Rob Bironas kicks 46-yard FG at 11:24.

**Oct. 17, 2010 – Miami 23, at Green Bay 20:** Dolphins win toss. Miami and Packers forced to punt. Dan Carpenter kicks 44-yard FG at 9:06.

**Oct. 23, 2011 – Denver 18, at Miami 15:** Dolphins win toss. Miami and Broncos forced to punt. Matt Moore fumbles. Matt Prater kicks 52-yard FG at 7:29.

**Sept. 23, 2012 – N.Y. Jets 23, at Miami 20:** Jets win toss. Jets forced to punt. Dan Carpenter misses 48-yard FG wide left. Nick Folk kicks 33-yard FG at 6:04.

**Sept. 30, 2012 – at Arizona 24, Miami 21:** Cardinals win toss. Cardinals forced to punt. Ryan Tannehill throws interception. Jay Feely kicks 46-yard FG at 8:34.

**Oct. 31, 2013 – at Miami 22, Cincinnati 20:** Dolphins win toss. Teams exchange punts. Brandon Fields punt down on Cincinnati 8. Cameron Wake sacks Andy Dalton in end zone for safety at 6:42.

**Sept. 25, 2016 – at Miami 30, Cleveland 24:** Browns win toss but elect to kick. Teams exchange punts. Ryan Tannehill hits Jarvis Landry for 32-yard gain. Jay Ajayi rushes for 11-yard touchdown at 8:26.

**Dec. 24, 2016 – Miami 34, at Buffalo 31:** Bills win toss. Dan Carpenter misses 45-yard field goal wide right. Teams exchange punts. Jay Ajayi rushes for 57 yards to Buffalo 28. Six plays later, Andrew Franks kicks 27- yard field goal at 0:47.

**Oct. 14, 2018 – at Miami 31, Chicago 28:** Dolphins win toss. Frank Gore rushes for 32 yards to Chicago 7. Kenyan Drake fumbles at Chicago 1. Cody Parkey misses 53-yard field goal wide right. Four plays later, Jason Sanders kicks 47-yard field goal at 0:03.

**Playoff Game*

## DOLPHINS NAME

Mariners, Marauders, Mustangs, Missiles, Moons, Sharks, Suns. None of those names suggested to the American Football League expansion franchise in 1965 could raise a fin to the runaway winner.

"Dolphins" was submitted by 622 entrants in a contest which attracted 19,843 entries and more than a 1,000 different names. The dozen finalists were delivered to a seven-member screening committee of local media.

The bottlenose dolphin, an intelligent creature with an irresistible built-in grin, has inspired wonder for centuries. Plutarch observed 1,900 years ago that the dolphin "is the only creature who loves man for his own sake." Every trainer will have a tale of the dolphin's cleverness and ingenuity, and scientists are fascinated by a dolphin's natural equipment which far surpasses the range of Navy sonar equipment.

*Mrs. Robert Swanson with Dolphins founder Joe Robbie.*

"The dolphin is one of the fastest and smartest creatures of the sea," Joe Robbie said in announcing the team name on October 8, 1965. "Dolphins can attack and kill a shark or a whale. Sailors say bad luck will come to anyone who harms one of them."

Mrs. Robert Swanson of West Miami won two lifetime passes to Dolphins games with her nickname entry. The tiebreaker was picking the winner and score of the 1965 game between the University of Miami and Notre Dame. It ended in a scoreless tie.

# LARGEST COMEBACKS

## DOLPHINS

| | MARGIN | SCORE/QUARTER | FINAL SCORE | DATE | OPPONENT |
|---|---|---|---|---|---|
| 1. | 24 points | 0-24 (2nd) | 34-27 | 12/15/74 | NEW ENGLAND |
| 2. | 21 points | 0-21 (2nd) | 24-23 | 12/4/05 | BUFFALO |
| 3. | 18 points | 3-21 (2nd) | 24-21 | 1/4/86 | CLEVELAND* |
| | 18 points | 6-24 (3rd) | 28-24 | 11/27/94 | at N.Y. Jets |
| | 18 points | 3-21 (2nd) | 24-21 | 11/14/71 | PITTSBURGH |
| 6. | 17 points | 0-17 (3rd) | 21-17 | 11/10/68 | at Buffalo |
| | 17 points | 3-20 (2nd) | 31-23 | 11/12/89 | at N.Y. Jets |
| | 17 points | 0-17 (2nd) | 28-20 | 10/29/00 | GREEN BAY |
| | 17 points | 0-17 (3rd) | 20-17 | 10/15/17 | at Atlanta |

*NOTE: Miami's largest fourth-quarter comeback was from a 20-point deficit (3-23 to 24-23) against Buffalo on December 4, 2005.*

## OPPONENTS

| | MARGIN | SCORE/QUARTER | FINAL SCORE | DATE | OPPONENT |
|---|---|---|---|---|---|
| 1. | 23 points | 7-30 (4th) | 40-37 (OT) | 10/23/00 | at N.Y. Jets |
| 2. | 21 points | 0-21 (2nd) | 34-31 (OT) | 10/25/87 | BUFFALO |
| | 21 points | 3-24 (3rd) | 27-24 (OT) | 10/8/95 | INDIANAPOLIS |
| | 21 points | 3-24 (2nd) | 46-34 | 10/25/09 | NEW ORLEANS |
| 5. | 18 points | 10-28 (2nd) | 45-28 | 10/9/77 | at Baltimore |
| 6. | 17 points | 0-17 (3rd) | 21-17 | 10/14/01 | at N.Y. Jets |
| | 17 points | 0-17 (3rd) | 27-24 | 12/14/11 | at New England |
| | 17 points | 0-17 (3rd) | 27-17 | 10/7/18 | at Cincinnati |

** Playoff Game*

# DOLPHINS' 10 LARGEST MARGINS

## ...OF VICTORY

| | MARGIN | SCORE | DATE | OPPONENT |
|---|---|---|---|---|
| 1. | 52 points | 52-0 | 11/12/72 | NEW ENGLAND |
| 2. | 44 points | 44-0 | 11/11/73 | BALTIMORE |
| 3. | 43 points | 43-0 | 10/19/75 | at N.Y. Jets |
| 4. | 42 points | 42-0 | 9/10/78 | at Baltimore |
| | 42 points | 45-3 | 11/24/86 | N.Y. JETS |
| | 42 points | 42-0 | 10/11/87 | KANSAS CITY |
| 7. | 41 points | 55-14 | 11/24/77 | at St. Louis |
| 8. | 38 points | 45-7 | 12/20/70 | BUFFALO |
| | 38 points | 41-3 | 10/17/71 | NEW ENGLAND |
| | 38 points | 52-14 | 9/3/95 | N.Y. JETS |

## ...OF DEFEAT

| | MARGIN | SCORE | DATE | OPPONENT |
|---|---|---|---|---|
| 1. | 55 points | 62-7 | 1/15/00 | at Jacksonville* |
| 2. | 45 points | 48-3 | 9/28/68 | KANSAS CITY |
| 3. | 41 points | 41-0 | 10/8/67 | at Kansas City |
| | 41 points | 41-0 | 12/14/97 | at Indianapolis |
| 5. | 40 points | 40-0 | 10/26/17 | at Baltimore |
| 6. | 35 points | 35-0 | 11/1/70 | at Baltimore |
| | 35 points | 42-7 | 10/13/91 | at Kansas City |
| | 35 points | 38-3 | 1/9/99 | at Denver* |
| 9. | 34 points | 58-24 | 9/18/66 | at Buffalo |
| | 34 points | 44-10 | 10/2/66 | at San Diego |
| | 34 points | 34-0 | 10/12/80 | at New England |
| | 34 points | 37-3 | 11/11/12 | TENNESSEE |

** Playoff Game*

# DOLPHINS HOME AND AWAY

*(Regular Season)*

| YEAR | HOME | PCT. | ROAD | PCT. | OVERALL | PCT. |
|---|---|---|---|---|---|---|
| 1966 | 2-5 | .286 | 1-6 | .143 | 3-11 | .214 |
| 1967 | 4-3 | .571 | 0-7 | .000 | 4-10 | .286 |
| 1968 | 1-5-1 | .214 | 4-3 | .571 | 5-8-1 | .393 |
| 1969 | 2-4-1* | .357 | 1-6* | .143 | 3-10-1 | .250 |
| 1970 | 6-1 | .857 | 4-3 | .571 | 10-4 | .714 |
| 1971 | 6-1 | .857 | 4-2-1 | .643 | 10-3-1 | .750 |
| 1972 | 7-0 | 1.000 | 7-0 | 1.000 | 14-0 | 1.000 |
| 1973 | 7-0 | 1.000 | 5-2 | .714 | 12-2 | .857 |
| 1974 | 7-0 | 1.000 | 4-3 | .571 | 11-3 | .786 |
| 1975 | 5-2 | .714 | 5-2 | .714 | 10-4 | .714 |
| 1976 | 3-4 | .429 | 3-4 | .429 | 6-8 | .429 |
| 1977 | 6-1 | .857 | 4-3 | .571 | 10-4 | .714 |
| 1978 | 7-1 | .875 | 4-4 | .500 | 11-5 | .688 |
| 1979 | 6-2 | .750 | 4-4 | .500 | 10-6 | .625 |
| 1980 | 5-3 | .625 | 3-5 | .375 | 8-8 | .500 |
| 1981 | 6-1-1 | .813 | 5-3 | .625 | 11-4-1 | .719 |
| 1982 | 4-0 | 1.000 | 3-2 | .600 | 7-2 | .778 |
| 1983 | 7-1 | .875 | 5-3 | .625 | 12-4 | .750 |
| 1984 | 7-1 | .875 | 7-1 | .875 | 14-2 | .875 |
| 1985 | 8-0 | 1.000 | 4-4 | .500 | 12-4 | .750 |
| 1986 | 4-4 | .500 | 4-4 | .500 | 8-8 | .500 |
| 1987 | 4-3 | .571 | 4-4 | .500 | 8-7 | .533 |
| 1988 | 4-4 | .500 | 2-6 | .250 | 6-10 | .375 |
| 1989 | 4-4 | .500 | 4-4 | .500 | 8-8 | .500 |
| 1990 | 7-1 | .875 | 5-3 | .625 | 12-4 | .750 |
| 1991 | 5-3 | .625 | 3-5 | .375 | 8-8 | .500 |
| 1992 | 6-2 | .750 | 5-3 | .625 | 11-5 | .688 |
| 1993 | 4-4 | .500 | 5-3 | .625 | 9-7 | .563 |
| 1994 | 6-2 | .750 | 4-4 | .500 | 10-6 | .625 |
| 1995 | 5-3 | .625 | 4-4 | .500 | 9-7 | .563 |
| 1996 | 4-4 | .500 | 4-4 | .500 | 8-8 | .500 |
| 1997 | 6-2 | .750 | 3-5 | .375 | 9-7 | .563 |
| 1998 | 7-1 | .875 | 3-5 | .375 | 10-6 | .625 |
| 1999 | 5-3 | .625 | 4-4 | .500 | 9-7 | .563 |
| 2000 | 5-3 | .625 | 6-2 | .750 | 11-5 | .688 |
| 2001 | 7-1 | .875 | 4-4 | .500 | 11-5 | .688 |
| 2002 | 7-1 | .875 | 2-6 | .250 | 9-7 | .563 |
| 2003 | 4-4 | .500 | 6-2 | .750 | 10-6 | .625 |
| 2004 | 3-5 | .375 | 1-7 | .125 | 4-12 | .250 |
| 2005 | 5-3 | .625 | 4-4 | .500 | 9-7 | .563 |
| 2006 | 4-4 | .500 | 2-6 | .250 | 6-10 | .375 |
| 2007 | 1-7# | .125 | 0-8 | .000 | 1-15 | .063 |
| 2008 | 5-3 | .625 | 6-2 | .750 | 11-5 | .688 |
| 2009 | 4-4 | .500 | 3-5 | .375 | 7-9 | .438 |
| 2010 | 1-7 | .125 | 6-2 | .750 | 7-9 | .438 |
| 2011 | 4-4 | .500 | 2-6 | .250 | 6-10 | .375 |
| 2012 | 5-3 | .625 | 2-6 | .250 | 7-9 | .438 |
| 2013 | 4-4 | .500 | 4-4 | .500 | 8-8 | .500 |
| 2014 | 4-4 | .500 | 4-4@ | .500 | 8-8 | .500 |
| 2015 | 3-5^ | .375 | 3-5 | .375 | 6-10 | .375 |
| 2016 | 6-2 | .750 | 4-4 | .500 | 10-6 | .625 |
| 2017 | 4-4& | .500 | 2-6 | .250 | 6-10 | .375 |
| 2018 | 6-2 | .750 | 1-7 | .125 | 7-9 | .438 |
| **TOTALS** | **259-145-3** | **.640** | **193-215-1** | **.473** | **452-360-4** | **.556** |

** Includes 38-23 loss to Boston at Tampa. # Includes 13-10 loss to N.Y. Giants at London, England. @ Includes 38-14 win over Oakland at London, England. ^ Includes 27-14 loss to N.Y. Jets at London, England. & Includes 20-0 loss to New Orleans at London, England.*

# DOLPHINS MONTH BY MONTH

*(Regular Season)*

| YEAR | SEPTEMBER | OCTOBER | NOVEMBER | DECEMBER | JANUARY | RECORD |
|---|---|---|---|---|---|---|
| 1966 | 0-3 | 2-2 | 0-4 | 1-2 | 0-0 | 3-11 |
| 1967 | 1-1 | 0-4 | 1-3 | 2-2 | 0-0 | 4-10 |
| 1968 | 0-3 | 2-1-1 | 2-2 | 1-2 | 0-0 | 5-8-1 |
| 1969 | 0-3 | 1-2-1 | 1-4 | 1-1 | 0-0 | 3-10-1 |
| 1970 | 1-1 | 3-1 | 3-2 | 3-0 | 0-0 | 10-4 |
| 1971 | 1-0-1 | 4-1 | 4-0 | 1-2 | 0-0 | 10-3-1 |
| 1972 | 2-0 | 5-0 | 4-0 | 3-0 | 0-0 | 14-0 |
| 1973 | 2-1 | 4-0 | 4-0 | 2-1 | 0-0 | 12-2 |
| 1974 | 2-1 | 3-1 | 3-1 | 3-0 | 0-0 | 11-3 |
| 1975 | 1-1 | 4-0 | 2-2 | 3-1 | 0-0 | 10-4 |
| 1976 | 2-1 | 2-3 | 1-3 | 1-1 | 0-0 | 6-8 |
| 1977 | 2-0 | 3-2 | 3-1 | 2-1 | 0-0 | 10-4 |
| 1978 | 2-2 | 4-1 | 2-2 | 3-0 | 0-0 | 11-5 |
| 1979 | 4-1 | 2-2 | 3-2 | 1-1 | 0-0 | 10-6 |
| 1980 | 3-1 | 1-3 | 2-3 | 2-1 | 0-0 | 8-8 |
| 1981 | 4-0 | 1-2-1 | 3-2 | 3-0 | 0-0 | 11-4-1 |
| 1982 | 2-0 | 0-0 | 1-1 | 3-1 | 1-0 | 7-2 |
| 1983 | 3-1 | 3-2 | 3-1 | 3-0 | 0-0 | 12-4 |
| 1984 | 5-0 | 4-0 | 3-1 | 2-1 | 0-0 | 14-2 |
| 1985 | 3-1 | 2-2 | 3-1 | 4-0 | 0-0 | 12-4 |
| 1986 | 1-3 | 2-2 | 3-2 | 2-1 | 0-0 | 8-8 |
| 1987 | 1-1 | 1-3 | 3-2 | 3-1 | 0-0 | 8-7 |
| 1988 | 1-3 | 4-1 | 0-4 | 1-2 | 0-0 | 6-10 |
| 1989 | 1-2 | 3-2 | 3-1 | 1-3 | 0-0 | 8-8 |
| 1990 | 3-1 | 3-0 | 3-1 | 3-2 | 0-0 | 12-4 |
| 1991 | 2-3 | 1-2 | 3-1 | 2-2 | 0-0 | 8-8 |
| 1992 | 3-0 | 3-1 | 2-3 | 3-1 | 0-0 | 11-5 |
| 1993 | 2-1 | 4-0 | 3-1 | 0-4 | 0-1 | 9-7 |
| 1994 | 3-1 | 3-1 | 2-2 | 2-2 | 0-0 | 10-6 |
| 1995 | 3-0 | 2-3 | 1-3 | 3-1 | 0-0 | 9-7 |
| 1996 | 3-1 | 1-3 | 2-2 | 2-2 | 0-0 | 8-8 |
| 1997 | 2-2* | 3-1 | 3-2 | 1-2 | 0-0 | 9-7 |
| 1998 | 3-0 | 2-2 | 3-2 | 2-2 | 0-0 | 10-6 |
| 1999 | 2-0 | 4-1 | 2-2 | 1-3 | 0-1 | 9-7 |
| 2000 | 3-1 | 3-1 | 3-1 | 2-2 | 0-0 | 11-5 |
| 2001 | 2-1 | 2-1 | 3-1 | 3-2 | 1-0 | 11-5 |
| 2002 | 3-1 | 2-1 | 2-2 | 2-3 | 0-0 | 9-7 |
| 2003 | 2-1 | 3-1 | 3-2 | 2-2 | 0-0 | 10-6 |
| 2004 | 0-3 | 1-3 | 1-3 | 2-2 | 0-1 | 4-12 |
| 2005 | 2-1 | 1-3 | 1-3 | 4-0 | 1-0 | 9-7 |
| 2006 | 1-2 | 0-4 | 4-0 | 1-4 | 0-0 | 6-10 |
| 2007 | 0-4 | 0-4 | 0-3 | 1-4 | 0-0 | 1-15 |
| 2008 | 1-2 | 2-2 | 4-1 | 4-0 | 0-0 | 11-5 |
| 2009 | 0-3 | 2-1 | 3-2 | 2-2 | 0-1 | 7-9 |
| 2010 | 2-1 | 2-2 | 2-2 | 1-3 | 0-1 | 7-9 |
| 2011 | 0-3 | 0-4 | 3-1 | 2-2 | 1-0 | 6-10 |
| 2012 | 1-3 | 3-0 | 1-3 | 2-3 | 0-0 | 7-9 |
| 2013 | 3-1 | 1-3 | 1-2 | 3-2 | 0-0 | 8-8 |
| 2014 | 2-2 | 2-1 | 2-2 | 2-3 | 0-0 | 8-8 |
| 2015 | 1-2 | 2-2 | 1-3 | 1-3 | 1-0 | 6-10 |
| 2016 | 1-3 | 2-1 | 4-0 | 3-1 | 0-1 | 10-6 |
| 2017 | 1-1 | 3-2 | 0-4 | 2-3 | 0-0 | 6-10 |
| 2018 | 3-1 | 1-3 | 1-2 | 2-3 | 0-0 | 7-9 |
| **TOTALS** | **98-75-1** | **118-90-3** | **120-100** | **111-89** | **5-6** | **452-360-4** |

** includes August 31, 1997, 16-10 win over Indianapolis*

# PRIME TIME DOLPHINS

| YEAR | DATE | OPPONENT | SCORE | W/L | NETWORK | ATTENDANCE |
|---|---|---|---|---|---|---|
| 1970 | Mon., Nov. 30 | at Atlanta | 20-7 | W | ABC | 53,303 |
| 1971 | Mon., Nov. 29 | CHICAGO | 34-3 | W | ABC | 73,071 |
| 1972 | Mon., Nov. 27 | ST. LOUIS | 31-10 | W | ABC | 78,190 |
| 1973 | Mon., Oct. 15 | at Cleveland | 17-9 | W | ABC | 72,070 |
| 1973 | Mon., Dec. 3 | PITTSBURGH | 30-26 | W | ABC | 68,901 |
| 1974 | Mon., Oct. 7 | N.Y. JETS | 21-17 | W | ABC | 61,527 |
| 1974 | Mon., Dec. 2 | CINCINNATI | 24-3 | W | ABC | 71,962 |
| 1975 | Mon., Sept. 22 | OAKLAND | 21-31 | L | ABC | 78,744 |
| 1975 | Mon., Dec. 1 | NEW ENGLAND | 20-7 | W | ABC | 61,963 |
| 1976 | Mon., Sept. 13 | at Buffalo | 30-21 | W | ABC | 77,683 |
| 1976 | Mon., Nov. 22 | BALTIMORE | 16-17 | L | ABC | 62,104 |
| 1977 | Mon., Dec. 5 | BALTIMORE | 17-6 | W | ABC | 68,977 |
| 1978 | Mon., Oct. 9 | CINCINNATI | 21-0 | W | ABC | 54,729 |
| 1978 | Mon., Nov. 20 | at Houston | 30-35 | L | ABC | 50,290 |
| 1978 | Mon., Dec. 18 | NEW ENGLAND | 23-3 | W | ABC | 72,071 |
| 1979 | Mon., Oct. 8 | at Oakland | 3-13 | L | ABC | 52,419 |
| 1979 | Mon., Nov. 5 | HOUSTON | 6-9 | L | ABC | 70,273 |
| 1979 | Thur., Nov. 29 | NEW ENGLAND | 39-24 | W | ABC | 69,174 |
| 1980 | Mon., Oct. 27 | at N.Y. Jets | 14-17 | L | ABC | 53,046 |
| 1980 | Thur., Nov. 20 | SAN DIEGO | 24-27 | L (OT) | ABC | 63,013 |
| 1980 | Mon., Dec. 8 | NEW ENGLAND | 16-13 | W (OT) | ABC | 63,292 |
| 1981 | Thur., Sept. 10 | PITTSBURGH | 30-10 | W | ABC | 74,190 |
| 1981 | Mon., Oct. 12 | at Buffalo | 21-31 | L | ABC | 78,576 |
| 1981 | Mon., Nov. 30 | PHILADELPHIA | 13-10 | W | ABC | 67,797 |
| 1982 | Mon., Nov. 29 | at Tampa Bay | 17-23 | L | ABC | 54,854 |
| 1982 | Mon., Dec. 27 | BUFFALO | 27-10 | W | ABC | 73,924 |
| 1983 | Mon., Sept. 19 | at L.A. Raiders | 14-27 | L | ABC | 57,796 |
| 1983 | Mon., Nov. 28 | CINCINNATI | 38-14 | W | ABC | 74,506 |
| 1983 | Fri., Dec. 16 | N.Y. JETS | 34-14 | W | ABC | 59,975 |
| 1984 | Mon., Sept. 17 | at Buffalo | 21-17 | W | ABC | 65,455 |
| 1984 | Mon., Nov. 26 | N.Y. JETS | 28-17 | W | ABC | 74,884 |
| 1984 | Mon., Dec. 17 | DALLAS | 28-21 | W | ABC | 74,139 |
| 1985 | Mon., Oct. 14 | at N.Y. Jets | 7-23 | L | ABC | 73,807 |
| 1985 | Mon., Dec. 2 | CHICAGO | 38-24 | W | ABC | 75,594 |
| 1985 | Mon., Dec. 16 | NEW ENGLAND | 30-27 | W | ABC | 69,489 |
| 1986 | Mon., Nov .10 | at Cleveland | 16-26 | L | ABC | 77,949 |
| 1986 | Mon., Nov. 24 | N.Y. JETS | 45-3 | W | ABC | 70,206 |
| 1986 | Mon., Dec. 22 | NEW ENGLAND | 27-34 | L | ABC | 74,516 |
| 1987 | Sun., Nov. 22 | at Dallas | 20-14 | W | ESPN | 56,519 |
| 1987 | Mon., Dec. 7 | N.Y. JETS | 37-28 | W | ABC | 62,592 |
| 1987 | Sun., Dec. 20 | WASHINGTON | 23-21 | W | ESPN | 65,715 |
| 1987 | Mon., Dec. 28 | NEW ENGLAND | 10-24 | L | ABC | 61,192 |
| 1988 | Mon., Nov. 14 | BUFFALO | 6-31 | L | ABC | 67,091 |
| 1988 | Sun., Nov. 20 | NEW ENGLAND | 3-6 | L | ESPN | 53,526 |
| 1988 | Mon., Dec. 12 | CLEVELAND | 38-31 | W | ABC | 61,884 |
| 1989 | Sun., Dec. 10 | NEW ENGLAND | 31-10 | W | ESPN | 55,918 |
| 1990 | Thur., Oct. 18 | NEW ENGLAND | 17-10 | W | TNT | 62,630 |
| 1990 | Mon., Nov. 19 | L.A. RAIDERS | 10-13 | L | ABC | 70,553 |
| 1990 | Sun., Dec. 9 | PHILADELPHIA | 23-20 | W (OT) | ESPN | 67,034 |
| 1991 | Sun., Nov. 10 | NEW ENGLAND | 30-20 | W | ESPN | 56,065 |
| 1991 | Mon., Nov. 18 | BUFFALO | 27-41 | L | ABC | 71,062 |
| 1991 | Mon., Dec. 9 | CINCINNATI | 37-13 | W | ABC | 60,616 |
| 1992 | Mon., Sept 14 | at Cleveland | 27-23 | W | ABC | 74,765 |
| 1992 | Mon., Nov. 16 | BUFFALO | 20-26 | L | ABC | 70,629 |
| 1992 | Mon., Dec. 14 | L.A. RAIDERS | 20-7 | W | ABC | 67,098 |
| 1992 | Sun., Dec. 20 | N.Y. JETS | 19-17 | W | ESPN | 68,275 |
| 1993 | Mon., Oct. 4 | WASHINGTON | 17-10 | W | ABC | 68,568 |
| 1993 | Sun., Oct. 24 | INDIANAPOLIS | 41-27 | W | TNT | 57,301 |
| 1993 | Mon., Dec 13 | PITTSBURGH | 20-21 | L | ABC | 70,232 |
| 1993 | Mon., Dec. 27 | at San Diego | 20-45 | L | ABC | 60,311 |
| 1994 | Sun., Oct. 2 | at Cincinnati | 23-7 | W | TNT | 55,056 |
| 1994 | Sun., Dec. 4 | BUFFALO | 31-42 | L | ESPN | 69,358 |
| 1994 | Mon., Dec. 12 | KANSAS CITY | 45-28 | W | ABC | 71,578 |
| 1994 | Sun., Dec. 25 | DETROIT | 27-20 | W | ESPN | 70,980 |
| 1995 | Mon., Sept. 18 | PITTSBURGH | 23-10 | W | ABC | 72,874 |
| 1995 | Sun., Nov. 5 | at San Diego | 24-14 | W | ESPN | 61,996 |
| 1995 | Mon., Nov. 20 | SAN FRANCISCO | 20-44 | L | ABC | 73,080 |
| 1995 | Mon., Dec. 11 | KANSAS CITY | 13-6 | W | ABC | 70,321 |

| YEAR | DATE | OPPONENT | SCORE | W/L | NETWORK | ATTENDANCE |
|---|---|---|---|---|---|---|
| 1996 | Sun., Sept. 8 | at Arizona | 38-10 | W | TNT | 55,444 |
| 1996 | Mon., Sept. 23 | at Indianapolis | 6-10 | L | ABC | 60,891 |
| 1996 | Mon., Nov. 25 | PITTSBURGH | 17-24 | L | ABC | 73,489 |
| 1996 | Mon., Dec. 16 | BUFFALO | 16-14 | W | ABC | 67,016 |
| 1997 | Sun., Sept. 21 | at Tampa Bay | 21-31 | L | TNT | 73,314 |
| 1997 | Mon., Oct. 27 | CHICAGO* | 33-36 | L (OT) | ABC | 73,156 |
| 1997 | Mon., Nov. 17 | BUFFALO | 30-13 | W | ABC | 74,155 |
| 1997 | Sun., Dec. 7 | DETROIT | 33-30 | W | ESPN | 72,266 |
| 1997 | Mon., Dec. 22 | NEW ENGLAND | 12-14 | L | ABC | 74,379 |
| 1998 | Mon., Oct. 12 | at Jacksonville | 21-28 | L | ABC | 74,051 |
| 1998 | Mon., Nov. 23 | at New England | 23-26 | L | ABC | 58,729 |
| 1998 | Sun., Dec. 13 | N.Y. JETS | 16-21 | L | ESPN | 74,369 |
| 1998 | Mon., Dec. 21 | DENVER | 31-21 | W | ABC | 74,363 |
| 1999 | Mon., Sept. 13 | at Denver | 38-21 | W | ABC | 75,623 |
| 1999 | Mon., Oct. 4 | BUFFALO | 18-23 | L | ABC | 74,073 |
| 1999 | Sun., Nov. 7 | TENNESSEE | 17-0 | W | ESPN | 74,109 |
| 1999 | Mon., Dec. 27 | N.Y. JETS | 31-38 | L | ABC | 74,230 |
| 2000 | Sun., Sept. 17 | BALTIMORE | 19-6 | W | ESPN | 73,464 |
| 2000 | Mon., Oct. 23 | at N.Y. Jets | 37-40 | L (OT) | ABC | 78,389 |
| 2001 | Sun., Sept. 9 | at Tennessee | 31-23 | W | ESPN | 68,798 |
| 2001 | Mon., Dec. 10 | INDIANAPOLIS | 41-6 | W | ABC | 73,858 |
| 2002 | Sun., Oct. 13 | at Denver | 24-22 | W | ESPN | 75,941 |
| 2002 | Mon., Nov. 4 | at Green Bay | 10-24 | L | ABC | 63,284 |
| 2002 | Sun., Nov. 10 | at N.Y. Jets | 10-13 | L | ESPN | 78,920 |
| 2002 | Mon., Dec. 9 | CHICAGO | 27-9 | W | ABC | 73,609 |
| 2003 | Sun., Sept. 21 | BUFFALO | 17-7 | W | ESPN | 73,458 |
| 2003 | Mon., Oct. 27 | at San Diego# | 26-10 | W | ABC | 73,014 |
| 2003 | Sun., Nov. 23 | WASHINGTON | 24-23 | W | ESPN | 73,578 |
| 2003 | Mon., Dec. 15 | PHILADELPHIA | 27-34 | L | ABC | 73,780 |
| 2004 | Sun., Sept. 19 | at Cincinnati | 13-16 | L | ESPN | 65,705 |
| 2004 | Sun., Sept. 26 | PITTSBURGH@ | 3-13 | L | CBS | 72,225 |
| 2004 | Mon., Nov. 1 | at N.Y. Jets | 14-41 | L | ABC | 78,216 |
| 2004 | Mon., Dec. 20 | NEW ENGLAND | 29-28 | W | ABC | 73,629 |
| 2004 | Sun., Dec. 26 | CLEVELAND | 10-7 | W | ESPN | 73,169 |
| 2005 | Fri., Oct. 21 | KANSAS CITY% | 20-30 | L | CBS | 68,350 |
| 2006 | Thur., Sept. 7 | at Pittsburgh | 17-28 | L | NBC | 64,927 |
| 2006 | Mon., Dec. 25 | N.Y. JETS | 10-13 | L | ESPN | 73,500 |
| 2007 | Mon., Nov. 26 | at Pittsburgh | 0-3 | L | ESPN | 57,704 |
| 2009 | Mon., Sept. 21 | INDIANAPOLIS | 23-27 | L | ESPN | 66,227 |
| 2009 | Mon., Oct. 12 | N.Y. JETS | 31-27 | W | ESPN | 69,767 |
| 2009 | Thur., Nov. 19 | at Carolina | 24-17 | W | NFLN | 73,475 |
| 2010 | Sun., Sept. 26 | N.Y. JETS | 23-31 | L | NBC | 70,481 |
| 2010 | Mon., Oct. 4 | NEW ENGLAND | 14-41 | L | ESPN | 69,090 |
| 2010 | Thur., Nov. 18 | CHICAGO | 0-16 | L | NFLN | 68,752 |
| 2011 | Mon., Sept. 12 | NEW ENGLAND | 24-38 | L | ESPN | 66,860 |
| 2011 | Mon., Oct. 17 | at N.Y. Jets | 6-24 | L | ESPN | 78,912 |
| 2012 | Thur., Nov. 11 | at Buffalo | 14-19 | L | NFLN | 69,118 |
| 2013 | Mon., Sept. 30 | at New Orleans | 17-38 | L | ESPN | 73,118 |
| 2013 | Thur., Oct. 31 | CINCINNATI | 22-20 | W (OT) | NFLN | 52,388 |
| 2013 | Mon. Nov. 11 | at Tampa Bay | 19-22 | L | ESPN | 64,448 |
| 2014 | Thur., Nov. 13 | BUFFALO | 22-9 | W | NFLN | 71,573 |
| 2014 | Mon., Dec. 1 | at N.Y. Jets | 16-13 | W | ESPN | 78,160 |
| 2015 | Thur., Oct. 29 | at New England | 7-36 | L | NFLN | 66,829 |
| 2015 | Mon., Dec. 14 | N.Y. GIANTS | 24-31 | L | ESPN | 65,408 |
| 2016 | Thur., Sept. 29 | at Cincinnati | 7-22 | L | NFLN | 60,834 |
| 2016 | Sat., Dec. 17 | at N.Y. Jets | 34-13 | W | NFLN | 78,160 |
| 2017 | Thur., Oct. 26 | at Baltimore | 0-40 | L | CBS/NFLN/ Amazon | 70,408 |
| 2017 | Sun., Nov. 5 | OAKLAND | 24-27 | L | NBC | 65,139 |
| 2017 | Mon., Nov. 13 | at Carolina | 21-45 | L | ESPN | 72,790 |
| 2017 | Mon., Dec. 11 | NEW ENGLAND | 27-20 | W | ESPN | 65,548 |
| 2018 | Thur., Oct. 25 | at Houston | 23-42 | L | FOX/NFLN/ Amazon | 71,726 |

***TOTALS: 42-42 Monday Night (34-22 home, 8-20 road); 27-18 Other (19-9 home, 8-9 road)***

** Game originally scheduled for Sun., Oct. 26 postponed to Mon., Oct. 27 due to Game 7 of World Series.*
*# Game played at Sun Devil Stadium in Tempe, Ariz. due to California wildfires.*
*@ Game originally scheduled to start at 1:00 p.m. but moved back to 8:30 p.m. because of Hurricane Jeanne.*
*% Game originally scheduled for Sunday, October 23 at 1:00 p.m. but moved up to Friday, October 21 at 7:00 p.m. because of the impending arrival of Hurricane Wilma.*

# DOLPHINS' 10 LARGEST CROWDS

(Regular Season and Postseason games only)

*1966-96 = actual attendance* *1997-2017 = paid attendance*

## HOME (Modernized Hard Rock Stadium, 2015-18)@

| | ATTENDANCE | DATE | OPPONENT | RESULT | W/L |
|---|---|---|---|---|---|
| 1. | 66,163 | 1/1/17 | New England | 14-35 | L |
| 2. | 66,087 | 12/9/18 | New England | 34-33 | W |
| 3. | 65,856 | 11/27/16 | San Francisco | 31-24 | W |
| 4. | 65,798 | 12/23/18 | Jacksonville | 7-17 | L |
| 5. | 65,791 | 10/14/18 | Chicago | 31-28 (OT) | W |
| 6. | 65,750 | 12/11/16 | Arizona | 26-23 | W |
| 7. | 65,722 | 11/6/16 | N.Y. Jets | 27-23 | W |
| 8. | 65,667 | 9/23/18 | Oakland | 28-20 | W |
| 9. | 65,658 | 10/23/16 | Buffalo | 28-25 | W |
| 10. | 65,571 | 12/31/17 | Buffalo | 16-22 | L |

## HOME (Hard Rock Stadium, 1987-14)@

| | ATTENDANCE | DATE | OPPONENT | RESULT | W/L |
|---|---|---|---|---|---|
| 1. | 75,283 | 10/27/96 | Dallas | 10-29 | L |
| 2. | 74,379 | 12/22/97 | New England | 12-14 | L |
| 3. | 74,369 | 12/13/98 | N.Y. Jets | 16-21 | L |
| 4. | 74,363 | 12/21/98 | Denver | 31-21 | W |
| 5. | 74,320 | 11/19/00 | N.Y. Jets | 3-20 | L |
| 6. | 74,307 | 12/10/00 | Tampa Bay | 13-16 | L |
| 7. | 74,295 | 11/21/99 | New England | 27-17 | W |
| 8. | 74,259 | 11/18/01 | N.Y. Jets | 0-24 | L |
| 9. | 74,240 | 1/4/09 | *Baltimore | 9-27 | L |
| 10. | 74,230 | 12/27/99 | N.Y. Jets | 31-38 | L |

## HOME (Orange Bowl, 1966-86)

| | ATTENDANCE | DATE | OPPONENT | RESULT | W/L |
|---|---|---|---|---|---|
| 1. | 78,939 | 1/2/72 | *Baltimore | 21-0 | W |
| 2. | 78,914 | 11/19/72 | N.Y. Jets | 28-24 | W |
| 3. | 78,744 | 9/22/75 | Oakland | 21-31 | L |
| 4. | 78,196 | 12/24/72 | *Cleveland | 20-14 | W |
| 5. | 77,596 | 10/15/72 | San Diego | 24-10 | W |
| 6. | 76,801 | 11/27/72 | St. Louis | 31-10 | W |
| 7. | 76,696 | 12/16/72 | Baltimore | 16-0 | W |
| 8. | 76,029 | 1/6/85 | *Pittsburgh | 45-28 | W |
| 9. | 75,770 | 12/23/73 | *Cincinnati | 34-16 | W |
| 10. | 75,594 | 12/2/85 | Chicago | 38-24 | W |

## ROAD

| | ATTENDANCE | DATE | OPPONENT | RESULT | W/L |
|---|---|---|---|---|---|
| 1. | 103,667 | 1/30/83 | **Washington (at Pasadena) | 17-27 | L |
| 2. | 90,163 | 9/9/07 | Washington | 13-16 (OT) | L |
| 3. | 87,418 | 11/24/11 | Dallas | 19-20 | L |
| 4. | 85,462 | 1/14/73 | **Washington (at L.A.) | 14-7 | W |
| 5. | 84,059 | 1/20/85 | **San Francisco (at Stanford) | 16-38 | L |
| 6. | 83,483 | 11/20/16 | Los Angeles | 14-10 | W |
| 7. | 83,436 | 9/28/14 | Oakland (at London, Eng.) | 38-14 | W |
| 8. | 80,591 | 1/16/72 | **Dallas (at New Orleans) | 3-24 | L |
| 9. | 80,374 | 11/18/79 | Cleveland | 24-30 | L |
| 10. | 80,368 | 10/4/92 | Buffalo | 37-10 | W |

*# Playoff Game* **Super Bowl*

*@ 81,176 saw the Dolphins and Giants play on October 28, 2007 at London's Wembley Stadium, which was designated as a Dolphins home game. 83,986 saw the Dolphins and Jets play on October 4, 2015 at London's Wembley Stadium, which was designated as a Dolphins home game. 84,423 saw the Dolphins and Saints play on October 1, 2017 at London's Wembley Stadium, which was designated as a Dolphins home game.*

*NOTE: The largest attendance for a Dolphins game was 104,629 for a preseason game against Denver in Mexico City on Aug. 4, 1997.*

# ATTENDANCE

*7 home, 7 away from 1966-1977; 8 home, 8 away from 1979-1981, 1983-86, 1988-17; 4 home, 5 away in 1982; 7 home, 8 away in 1987*

## TICKETS DISTRIBUTED, REGULAR SEASON

| YEAR | HOME TOTAL | HOME AVERAGE | ROAD TOTAL | ROAD AVERAGE | TICKETS DIST. |
|---|---|---|---|---|---|
| 1966 | 183,934 | 26,276 | 243,276 | 34,754 | 427,210 |
| 1967 | 202,874 | 28,982 | 256,029 | 36,576 | 458,903 |
| 1968 | 216,734 | 30,962 | 252,271 | 36,039 | 469,005 |
| 1969 | 242,815 | 34,687 | 280,957 | 40,137 | 523,772 |
| 1970 | 440,141 | 62,877 | 348,918 | 49,845 | 789,059 |
| 1971 | 482,879 | 68,982 | 413,194 | 59,028 | 896,073 |
| 1972 | 557,881 | 79,697 | 421,503 | 60,215 | 979,384 |
| 1973 | 551,270 | 78,753 | 474,477 | 67,782 | 1,025,747 |
| 1974 | 537,418 | 76,774 | 409,643 | 58,520 | 947,061 |
| 1975 | 487,758 | 69,680 | 424,325 | 60,618 | 912,083 |
| 1976 | 400,109 | 57,158 | 431,595 | 61,656 | 831,704 |
| 1977 | 370,282 | 52,898 | 405,979 | 57,997 | 776,261 |
| 1978 | 488,068 | 61,009 | 434,188 | 54,274 | 922,256 |
| 1979 | 498,080 | 62,260 | 498,262 | 62,283 | 996,342 |
| 1980 | 423,500 | 52,938 | 463,890 | 57,986 | 887,390 |
| 1981 | 515,103 | 64,388 | 468,204 | 58,526 | 983,307 |
| 1982 | 247,173 | 61,975 | 235,044 | 47,008 | 482,217 |
| 1983 | 527,358 | 65,920 | 490,497 | 61,312 | 1,017,855 |
| 1984 | 542,722 | 67,840 | 488,166 | 61,021 | 1,030,888 |
| 1985 | 560,447 | 70,055 | 514,831 | 64,354 | 1,075,278 |
| 1986 | 538,683 | 67,335 | 556,232 | 69,529 | 1,094,915 |
| 1987 | 476,610 | 68,087 | 451,943 | 56,493 | 928,553 |
| 1988 | 535,851 | 66,981 | 533,744 | 66,178 | 1,069,595 |
| 1989 | 492,455 | 61,557 | 504,448 | 63,056 | 996,903 |
| 1990 | 532,931 | 66,616 | 528,665 | 66,083 | 1,057,287 |
| 1991 | 507,935 | 63,492 | 527,132 | 65,892 | 1,035,067 |
| 1992 | 543,995 | 67,999 | 539,319 | 67,415 | 1,083,314 |
| 1993 | 570,676 | 71,335 | 540,515 | 67,564 | 1,111,191 |
| 1994 | 593,480 | 74,185 | 517,482 | 64,685 | 1,110,962 |
| 1995 | 601,954 | 75,244 | 528,517 | 65,940 | 1,130,471 |
| 1996 | 600,849 | 75,106 | 514,408 | 64,301 | 1,115,257 |

## ACTUAL, REGULAR SEASON

| YEAR | HOME TOTAL | HOME AVERAGE | ROAD TOTAL | ROAD AVERAGE | TICKETS DIST. |
|---|---|---|---|---|---|
| 1966 | 177,349 | 25,336 | 237,423 | 33,918 | 414,772 |
| 1967 | 189,815 | 27,116 | 238,289 | 34,041 | 428,104 |
| 1968 | 208,987 | 29,856 | 237,849 | 33,978 | 446,836 |
| 1969 | 226,348 | 32,335 | 264,191 | 37,742 | 490,539 |
| 1970 | 413,422 | 59,060 | 334,422 | 47,774 | 747,844 |
| 1971 | 464,658 | 66,380 | 403,174 | 57,596 | 867,832 |
| 1972 | 544,162 | 77,737 | 414,056 | 59,151 | 880,058 |
| 1973 | 442,482 | 63,212 | 437,554 | 62,508 | 880,036 |
| 1974 | 457,768 | 65,395 | 397,324 | 56,761 | 855,092 |
| 1975 | 453,353 | 64,765 | 401,731 | 57,390 | 855,084 |
| 1976 | 358,817 | 51,260 | 418,727 | 59,818 | 777,544 |
| 1977 | 339,698 | 48,528 | 383,253 | 54,750 | 722,951 |
| 1978 | 465,251 | 58,156 | 421,856 | 52,732 | 887,107 |
| 1979 | 455,137 | 56,892 | 475,116 | 59,390 | 930,253 |
| 1980 | 384,829 | 48,104 | 439,024 | 54,878 | 823,853 |
| 1981 | 489,292 | 61,161 | 459,962 | 57,495 | 949,254 |
| 1982 | 239,346 | 59,837 | 205,948 | 43,390 | 445,294 |
| 1983 | 487,939 | 60,992 | 451,995 | 56,499 | 939,934 |
| 1984 | 524,874 | 65,609 | 471,050 | 58,883 | 995,924 |
| 1985 | 542,228 | 67,812 | 491,990 | 61,499 | 1,034,218 |
| 1986 | 467,288 | 58,411 | 529,603 | 66,200 | 996,891 |
| 1987 | 394,672 | 56,382 | 392,118 | 49,015 | 786,790 |
| 1988 | 469,276 | 58,660 | 470,243 | 58,780 | 939,519 |
| 1989 | 447,663 | 55,958 | 481,003 | 60,125 | 928,666 |
| 1990 | 510,359 | 63,794 | 508,113 | 63,514 | 1,018,472 |
| 1991 | 476,858 | 59,607 | 496,006 | 62,001 | 972,864 |
| 1992 | 512,576 | 64,072 | 505,503 | 63,188 | 1,018,079 |
| 1993 | 537,920 | 67,240 | 519,542 | 64,943 | 1,057,462 |
| 1994 | 558,057 | 69,757 | 506,381 | 63,298 | 1,064,438 |
| 1995 | 560,917 | 70,115 | 501,583 | 62,698 | 1,062,500 |
| 1996 | 545,918 | 68,240 | 476,379 | 59,547 | 1,022,297 |

## PAID, REGULAR SEASON

| YEAR | HOME TOTAL | HOME AVERAGE | ROAD TOTAL | ROAD AVERAGE | TICKETS DIST. |
|---|---|---|---|---|---|
| 1997 | 574,811 | 71,851 | 522,208 | 65,276 | 1,097,019 |
| 1998 | 581,784 | 72,723 | 546,530 | 68,316 | 1,128,314 |
| 1999 | 592,161 | 74,020 | 547,485 | 68,436 | 1,139,646 |
| 2000 | 589,909 | 73,738 | 528,974 | 66,121 | 1,118,883 |
| 2001 | 588,127 | 73,515 | 531,480 | 66,435 | 1,119,607 |
| 2002 | 585,523 | 73,190 | 558,981 | 69,872 | 1,144,504 |
| 2003 | 587,787 | 73,473 | 570,449 | 71,306 | 1,158,236 |
| 2004 | 580,808 | 72,601 | 563,061 | 70,382 | 1,143,869 |
| 2005 | 575,256 | 71,907 | 532,541 | 66,567 | 1,107,797 |
| 2006 | 585,973 | 73,246 | 533,282 | 66,660 | 1,119,255 |
| 2007 | 577,835* | 72,229 | 577,126 | 72,140 | 1,154,961 |
| 2008 | 523,919 | 65,489 | 544,046 | 68,005 | 1,067,965 |
| 2009 | 540,342 | 67,543 | 554,353 | 69,294 | 1,094,695 |
| 2010 | 541,959 | 67,745 | 534,090 | 66,761 | 1,076,049 |
| 2011 | 487,089 | 60,886 | 577,292 | 72,162 | 1,064,381 |
| 2012 | 459,033 | 57,375 | 546,084 | 68,261 | 1,005,117 |
| 2013 | 514,553 | 64,319 | 526,992 | 65,874 | 1,041,545 |
| 2014 | 560,280 | 70,035 | 568,518** | 71,065 | 1,128,748 |
| 2015 | 537,548*** | 67,194 | 555,772 | 69,472 | 1,093,320 |
| 2016 | 524,101 | 65,513 | 549,031 | 68,629 | 1,073,132 |
| 2017 | 540,932**** | 67,617 | 510,139 | 63,767 | 1,051,071 |
| 2018 | 524,480 | 65,560 | 537,700 | 67,213 | 1,062,180 |

** Includes figure of 81,176 for game on October 28, 2007 against N.Y. Giants at London's Wembley Stadium that was designated as a home game.*
*** Includes figure of 83,436 for game on September 28, 2014 against Oakland at London's Wembley Stadium that was designated as a road game.*
**** Includes figure of 83,986 for game on October 4, 2015 against N.Y. Jets at London's Wembley Stadium that was designated as a home game.*
***** Includes figure of 84,423 for game on October 1, 2017 against New Orleans at London's Wembley Stadium that was designated as a home game.*

## PRESEASON

| YEAR | PRESEASON HOME | PRESEASON ROAD | PRESEASON TOTAL |
|---|---|---|---|
| 1966 | 1-36,366 | 3-55,154 | 4-91,520 |
| 1967 | 2-86,693 | 3-39,414 | 5-126,107 |
| 1968 | 3-145,257 | 2-27,003 | 5-172,260 |
| 1969 | 3-140,514 | 3-67,759 | 6-208,273 |
| 1970 | 4-246,176 | 2-46,008 | 6-292,184 |
| 1971 | 4-237,753 | 2-92,344 | 6-330,097 |
| 1972 | 3-222,821 | 3-161,100 | 6-383,921 |
| 1973 | 4-313,411 | 2-104,550 | 6-417,961 |
| 1974 | 3-193,442 | 3-157,681 | 6-351,123 |
| 1975 | 4-213,186 | 2-107,190 | 6-320,376 |
| 1976 | 2-102,338 | 4-227,598 | 6-329,936 |
| 1977 | 2-81,517 | 4-218,777 | 6-300,294 |
| 1978 | 2-97,461 | *3-142,278 | 5-239,739 |
| 1979 | 2-94,095 | 2-118,327 | 4-212,422 |
| 1980 | 2-83,331 | 2-115,230 | 4-198,561 |
| 1981 | 2-82,792 | 2-102,272 | 4-185,064 |
| 1982 | 2-91,938 | 2-115,581 | 4-207,519 |
| 1983 | 1-38,735 | 3-160,308 | 4-199,043 |
| 1984 | 1-46,705 | 3-147,125 | 4-193,830 |
| 1985 | 2-78,686 | 2-78,501 | 4-157,187 |
| 1986 | 2-96,581 | 2-104,500 | 4-201,081 |
| 1987 | 2-129,687 | 2-113,016 | 4-242,703 |
| 1988 | 2-101,065 | ≠3-152,384 | 5-253,449 |
| 1989 | 2-92,833 | 2-108,150 | 4-200,983 |
| 1990 | 2-89,586 | 2-108,853 | 4-198,439 |
| 1991 | 2-94,038 | #3-175,064 | 5-269,102 |
| 1992 | 2-92,939 | ‡3-183,934 | 5-276,873 |
| 1993 | 2-93,129 | 2-111,181 | 4-204,310 |
| 1994 | 2-98,466 | 3-161,412 | 5-259,878 |
| 1995 | 2-100,301 | 2-101,174 | 4-201,475 |
| 1996 | 2-106,739 | 2- 90,898 | 4-197,637 |
| 1997 | 2-115,182 | @3-198,742 | 5-313,924 |
| 1998 | 2-121,099 | 2-117,457 | 4-238,556 |
| 1999 | 2-121,038 | 2-124,347 | 4-245,385 |
| 2000 | 2-118,990 | 2- 92,826 | 4-211,816 |
| 2001 | 2-118,990 | $3-147,591 | 5-266,581 |
| 2002 | 2-114,043 | 2-134,440 | 4-248,483 |
| 2003 | 2-121,354 | 2-118,228 | 4-239,582 |
| 2004 | 2-140,090 | 2-129,892 | 4-269,982 |
| 2005 | 2-139,508 | %3-141,400 | 5-280,908 |
| 2006 | 2-139,982 | 2-136,617 | 4-276,599 |

| PRESEASON | | | |
|---|---|---|---|
| YEAR | PRESEASON HOME | PRESEASON ROAD | PRESEASON TOTAL |
| 2007 | 2-137,059 | 2-139,143 | 4-276,202 |
| 2008 | 2-124,276 | 2-133,935 | 4-258,211 |
| 2009 | 2-117,275 | 2-132,067 | 4-294,342 |
| 2010 | 2-118,252 | 2-133,129 | 4-251,381 |
| 2011 | 2-94,884 | 2-111,770 | 4-206,654 |
| 2012 | 2-87,880 | 2-142,076 | 4-229-956 |
| 2013 | 2-95,808 | +3-152,900 | 5-248,708 |
| 2014 | 2-98,963 | 2-119,045 | 4-218,058 |
| 2015 | 2-110,336 | 2-131,125 | 4-241,461 |
| 2016 | **2-94,166 | 2-156,437 | 4-250,603 |
| 2017 | 2-128,735 | 2-136,005 | 4-264,740 |
| 2018 | 2-111,113 | 2-143,392 | 4-254,505 |

** Includes 18,355 in Hall of Fame game at Canton, Ohio; ≠ Includes 70,535 in American Bowl game in London, England; # Includes 51,122 in American Bowl game in Tokyo, Japan; ‡ Includes 60,813 in American Bowl game in Berlin, Germany; @ Includes 104,629 in American Bowl game in Mexico City, Mexico; $ Includes 22,736 in Hall of Fame Game at Canton, Ohio; % Includes 22,792 in Hall of Fame Game at Canton, Ohio; + Includes 22,364 in Hall of Fame Game at Canton, Ohio; ** includes 45,974 in home game played at Orlando, Fla.*

# HISTORICAL HIGHLIGHTS

## 1965

| | |
|---|---|
| March 3 | Minneapolis lawyer Joseph Robbie meets AFL Commissioner Joe Foss in Washington, and Foss advises Robbie to apply for an expansion franchise in Miami. |
| May 6 | Joseph Robbie meets Miami Mayor Robert King High to ascertain the availability of the Orange Bowl stadium, and the mayor agrees to invite the AFL to Miami. |
| June 7 | AFL Executive Committee votes to expand in 1966 at a meeting in Monmouth Park, N.J. |
| Aug. 16 | AFL awards its first expansion franchise to Joseph Robbie and television star Danny Thomas for $7.5 million. |
| Nov. 27 | Miami picks Kentucky QB Rick Norton and Illinois RB Jim Grabowski in first round of AFL's college draft. |
| Dec. 16 | Miami Dolphins, Ltd. organizes as a Florida limited partnership. Joseph Robbie becomes Managing General Partner and Danny Thomas Sports, Inc., becomes the other general partner. |

## 1966

| | |
|---|---|
| Jan. 15 | Miami picks 31 players from eight teams in AFL expansion draft. One of the draftees, T Norm Evans of Houston, would play 10 seasons at right tackle. |
| Jan. 29 | George Wilson becomes first head coach after eight years coaching the Detroit Lions (57-46-6 and NFL champions in 1957) and one year as a Washington assistant. |
| June 8 | AFL merges into NFL with Pete Rozelle as commissioner. An AFL-NFL championship game is scheduled for the next January followed by a common draft. |
| July 5 | Dolphins open first training camp at St. Petersburg Beach as 83 players report. |
| Aug. 7 | Training camp moves to St. Andrews School in Boca Raton, Fla. |
| Sept. 2 | Joe Auer returns opening kickoff 95 yards for Dolphin TD in first regular-season game, but Oakland wins, 23-14, at Orange Bowl before 26,776 spectators. |
| Oct. 16 | Dolphins end string of nine losses (four in preseason) by defeating Denver, 24-7, for first win in franchise history. |
| Oct. 23 | Miami earns club's first road win with a 20-13 decision over Houston at Rice Stadium. |

## 1967

| | |
|---|---|
| June 1 | Joseph Robbie and W. H. Keland purchase the interest of Danny Thomas and agree to equalize present holdings in Miami Dolphins, Ltd., whenever either acquires outside holdings. |
| Aug. 19 | Record crowd of 50,822 sees first interleague game, which Atlanta wins, 27-17. |
| Sept. 17 | QB John Stofa breaks his right ankle shortly after scoring a TD, and rookie Bob Griese directs 35-21 victory over Denver at Orange Bowl. RB Abner Haynes gains 151 yards in season opener. Griese throws 68-yard TD pass to Joe Auer. |
| Nov. 26 | Dolphins end eight-game losing streak by defeating Buffalo, 17-14, on a fourth-down, 31-yard TD pass from Bob Griese to Howard Twilley with 1:01 remaining. |

## 1968

| | |
|---|---|
| Aug. 17 | Dolphins gain first interleague victory, 23-7 over Philadelphia at Orange Bowl. |
| Aug. 31 | AFL-record crowd of 68,125 at Orange Bowl sees Coach Don Shula's Baltimore Colts win interleague game, 22-13. |

## 1969

| | |
|---|---|
| May 10 | Pro football realignment for 1970 places Dolphins in AFC East with Boston, Buffalo, New York Jets and NFL's Baltimore. |
| May 16 | Joseph Robbie becomes majority partner of the Dolphins when he is joined by five Miami businessmen in purchasing the interest of W. H. Keland. |

## 1970

| | |
|---|---|
| Feb. 18 | Don Shula, 40, becomes head coach and vice president after seven years coaching the Baltimore Colts (71-23-4). |
| April 13 | NFL Commissioner Pete Rozelle gives the Dolphins' 1971 first-round draft pick to Baltimore as compensation for loss of Don Shula. |
| April 20 | Don Shula completes coaching staff with Mike Scarry (defensive line), Monte Clark (offensive line), Bill Arnsparger (defensive coordinator), Howard Schnellenberger (offensive coordinator), Carl Taseff (offensive backs) and holdover Tom Keane (defensive backs). |
| April 25 | Don Shula meets 47 players for indoctrination camp at University of Miami. |
| July 12 | Rookies report to new training headquarters at Biscayne College in North Miami. |
| Aug. 29 | Record crowd of 76,712 sees fourth consecutive preseason victory, 20-13 over Baltimore. |
| Dec. 20 | Dolphins extend winning streak to six games and clinch franchise's first playoff berth with 45-7 victory over Buffalo at Orange Bowl. |
| Dec. 27 | Dolphins drop a 21-14 decision to the Oakland Raiders at the Oakland-Alameda County Coliseum in club's first-ever playoff game. |

## 1971

| | |
|---|---|
| Oct. 17 | QB Bob Griese sets NFL record with three consecutive passes for TDs in first quarter of 41-3 victory over New England at Orange Bowl. |
| Nov. 7 | Dolphins post first-ever shutout, 34-0 over Buffalo at Orange Bowl, although Bills gained 364 yards. |
| Dec. 19 | Record regular-season crowd of 74,215 paid sees Dolphins win first AFC East title by defeating Green Bay, 27-6. FB Larry Csonka becomes club's first 1,000-yard rusher with 1,051 yards, and placekicker Garo Yepremian leads NFL with 117 points. |
| Dec. 25 | Dolphins win longest game (82 minutes, 40 seconds) in pro football history, 27-24 at Kansas City, as Garo Yepremian kicks 37-yard field goal in second overtime of AFC semifinal playoff. The victory marked the first postseason win in franchise history. |

## 1972

| | |
|---|---|
| Jan. 2 | Dolphins stymie Baltimore, 21-0, for first AFC Championship before 78,629 spectators at Orange Bowl. Colts are scoreless for first time in 97 games and strong safety Dick Anderson returns interception 62 yards for TD. |
| Jan. 16 | Dallas rushes for 252 yards in defeating Dolphins, 24-3, in Super Bowl VI before 81,035 spectators at Tulane Stadium in New Orleans. |
| April 25 | Dolphins claim 16-year pro QB Earl Morrall, age 38, on waivers from Baltimore. |
| Oct. 1 | Dolphins end season ticket sale at record 69,303. |
| Oct. 15 | QB Earl Morrall replaces injured Bob Griese (broken right leg, dislocated ankle) at Orange Bowl and finishes 24-10 victory over San Diego for 5-0 record. |
| Nov 12 | Don Shula becomes first NFL coach to win 100 regular-season games in 10 seasons as Dolphins smother New England, 52-0, with 501 total yards at Orange Bowl. |
| Dec. 16 | Dolphins achieve NFL's first 14-0 regular-season record and break NFL rushing record with 2,960 yards by defeating Baltimore 16-0 at Orange Bowl. |
| Dec. 31 | QB Bob Griese comes off bench in 7-7 battle in third quarter after 10-game absence and rallies Dolphins to 21-17 victory at Pittsburgh to repeat as AFC Champions. |

## 1973

| | |
|---|---|
| Jan. 14 | Dolphins cap a perfect season in Super Bowl VII at Los Angeles by defeating Washington, 14-7, for NFL's first and only unbeaten, untied record. A 28-yard TD pass from Bob Griese to Howard Twilley and interceptions by linebacker Nick Buoniconti and safety Jake Scott are key plays. Scott, who recorded two interceptions on the day, is named game's MVP, becoming the first defensive back to earn such recognition. |
| April 18 | Dolphins surpass NFL record with 74,961 season ticket sales. Kansas City held old record of 72,855 in 1972. |
| Sept. 30 | RB Mercury Morris sets a Dolphins single-game rushing record of 197 yards on 15 carries with three TDs (24, 70, 35) in 44-23 win over New England at Orange Bowl. It's a regular season record that stands until 2002 when Ricky Williams eclipses the mark. |
| Dec. 15 | WR Paul Warfield catches four TD passes (21, 7, 16, 4) from Bob Griese in first half of 34-7 victory over Detroit at Orange Bowl. Dolphins compile best two-year record (26-2) in NFL history. |
| Dec. 30 | Dolphins rush for 266 yards in defeating Oakland 27-10 for unprecedented third straight AFC Championship at Orange Bowl. |

## 1974

| | |
|---|---|
| Jan. 13 | Dolphins overpower Minnesota, 24-7, in Super Bowl VIII at Rice Stadium in Houston for second consecutive NFL Championship. FB Larry Csonka gains 145 yards on 33 carries as Dolphins outscore three playoff foes, 85-33. Csonka is honored as game's MVP. |
| Jan. 20 | Garo Yepremian kicks five field goals for AFC, including 42-yarder with 21 seconds remaining, for 15-13 victory in Pro Bowl at Kansas City. Yepremian becomes the first Dolphin to be named MVP of the Pro Bowl. |
| March 31 | FB Larry Csonka, WR Paul Warfield and RB Jim Kiick sign $3.3 million package deal in Toronto to play for John Bassett in World Football League. |
| July 1 | NFL Players Association declares strike, and Dolphin Managing General Partner Joseph Robbie charges NFLPA with search and destroy mission. |
| July 10 | Chicago Tribune Charities cancels July 26 College All-Star Game with Dolphins due to strike. |
| July 17 | Seven veterans cross picket line: C Jim Langer, S Jake Scott, TE Jim Mandich, LB Bob Matheson, QB Earl Morrall and RBs Don Nottingham and Mercury Morris. |
| Aug. 14 | Strike ends after seven weeks. |

## 1974

| | |
|---|---|
| Dec. 15 | Dolphins rally from 24-point deficit to defeat New England 34-27 for 31st consecutive victory (excluding preseason) at Orange Bowl. QB Earl Morrall passes for 288 yards as Miami closes with 11-3 record. |
| Dec. 21 | Raiders spoil Dolphins' bid for third consecutive NFL Championship, 28-26, in AFC semifinal at Oakland on 8-yard TD pass from Ken Stabler to Clarence Davis with 26 seconds remaining. |

## 1975

| | |
|---|---|
| Sept. 22 | Winning streak at Orange Bowl stops at 31 games after 31-21 loss to Oakland. |
| Oct. 22 | World Football League folds after losing $30 million, but three ex-Dolphins remain under contract to John Bassett. |

## 1976

| | |
|---|---|
| Jan. 22 | Prescription Athletic Turf (grass) approved for Orange Bowl stadium at a cost of $244,500. |

## 1977

| | |
|---|---|
| March 14 | Dolphins agree to 10-year lease for use of Orange Bowl with three-year cancellation notice. New lease doubles rent to $45,000 per game, but is less than City of Miami's proposed 10 percent of gross ticket sales. |
| Sept. 11 | QB Bob Griese, forced to wear eyeglasses because of problems with contact lenses, passes for two TDs in 27-21 preseason victory at New York Giants. Griese becomes the first quarterback to successfully wear eyeglasses in NFL game action. The glasses Griese wears in the 1978 AFC NFL Hall of Fame Game are on display in the Pro Football Hall of Fame. |
| Nov. 24 | QB Bob Griese becomes first NFL quarterback since 1972 to throw six TD passes in a game, and Dolphins set records of 55 points and 503 yards in 55-14 rout on Thanksgiving Day at St. Louis. |
| Dec. 15 | Maxwell Club of Philadelphia names QB Bob Griese as its Pro Player of Year. |

## 1978

| | |
|---|---|
| Feb. 17 | Chuck Connor, 40, becomes Director of Player Personnel after three years of scouting for BLESTO. |
| Nov. 12 | Delvin Williams becomes NFL's first 1,000-yard rusher of 1978 with 144 yards and two TDs in 25-24 triumph at Buffalo, marking 18th straight win over Bills. Williams sets a then-Dolphin record of 1,258 yards rushing in season. |
| Dec. 10 | LB Larry Gordon intercepts three passes in 23-6 rout of Oakland Raiders at Orange Bowl to clinch wild-card berth in playoffs. |
| Dec. 18 | Garo Yepremian ties NFL record with 16th consecutive field goal, capping 23-3 victory over New England and boosting Dolphins to 11-5 record. |

## 1979

| | |
|---|---|
| Feb. 22 | FB Larry Csonka, 32, re-signs with Dolphins as a free agent after four-year absence in World Football League (1975) and with NFL's New York Giants (1976-78). |
| Oct. 14 | Tony Nathan escapes on record 86-yard punt return for TD as Dolphins defeat Buffalo, 17-7, for 20th consecutive win in series, the NFL's longest consecutive win streak by one team over another. |
| Dec. 9 | QB Bob Griese completes 17 of 22 passes for 229 yards in 28-10 win at Detroit which clinches AFC East title. |

## 1980

| | |
|---|---|
| Sept. 5 | Don Shula signs four-year contract through 1983 season, canceling old pact which had one year remaining. |
| Sept. 7 | In season opener, running back Joe Cribbs rushes for 60 yards, catches nine passes for 71 yards and scores a TD in Buffalo's 17-7 win at Rich Stadium, ending the Dolphins' 20-game winning streak over the Bills. |
| Sept. 21 | QB Bob Griese wins his 100th game, coming off bench and passing for two TDs in fourth quarter for 20-17 victory at Atlanta. |

## 1981

| | |
|---|---|
| July 1 | Dolphin linebacker Rusty Chambers is killed in an automobile accident in Hammond, La. |
| Sept. 27 | Coach and son clash as Shula Bowl I has Don Shula opposed by Baltimore rookie punt returner David Shula. Dolphins outlast Colts, 31-28, for fourth straight win in Baltimore. |
| Oct. 4 | Wide receiver Nat Moore sets Dolphin record (since broken) with 210 receiving yards (on seven catches) as Miami and New York Jets play to 28-28 tie. |
| Nov. 1 | Shula Bowl II, as the Dolphins defeat the Colts and David Shula 27-0 in Miami. |
| Nov. 8 | Don Shula captures 200th NFL coaching victory when linebacker Bob Brudzinski intercepts pass in overtime to set up Uwe von Schamann for 30-yard field goal in 30-27 triumph at New England. |

## 1982

| | |
|---|---|
| Jan. 2 | Dolphins overcome 24-0 deficit but succumb in overtime, 41-38, to San Diego in highest-scoring playoff game in history. Rolf Benirschke ends four-hour struggle with 29-yard field goal. It is the first game in NFL history where two quarterbacks, Miami reliever Don Strock and San Diego star Dan Fouts, both passed for more than 400 yards. Orange Bowl crowd of 73,735 comprised fourth sell-out of season. |
| Sept. 21 | NFLPA calls players strike with games not resuming until November 21. |
| Dec. 12 | In one of the most bizarre incidents in Miami Dolphin history, a work release parolee (Mark Henderson) cleared a space on the snow-frozen turf at New England's Sullivan Stadium that enabled the Patriots to kick a late fourth-quarter field goal and win the game, 3-0, before 25,716 fans. |

| 1982 | |
|---|---|
| Dec. 27 | The incredible record of not having won in 16 years in the Orange Bowl continues as the Dolphins score 20 unanswered points in the second half to defeat the Buffalo. |

| 1983 | |
|---|---|
| Jan. 8 | For the first time in nine years, the Dolphins win a playoff game, defeating the New England Patriots, 28-13, before 68,842 fans at the Orange Bowl. |
| Jan. 16 | The Dolphins choke off the San Diego Chargers famed offense and defeat them, 34- 13, before 71,383 fans. The Chargers were held to only 247 yards in total offense, 203 yards below their league-leading average. The win enabled the Dolphins to reach their fourth conference title game in team history and the first since the 1973 season. |
| Jan. 23 | A.J. Duhe sets an AFC playoff record with three interceptions, including one for a 35-yard touchdown romp, as the Dolphins defeat the New York Jets for the third time in one season to win the AFC crown, 14-0. |
| Jan. 30 | In Pasadena, California, the Dolphins appear in their fourth Super Bowl, and in spite of leading with only 10 minutes to play, they lose, 27-17, to Washington before a sell-out crowd of 103,667 at the Rose Bowl and a TV audience estimated at 115 million. Fulton Walker sets a Super Bowl record with a 98-yard kickoff return for a touchdown as he returns four kickoffs for a total of 190 yards. |
| June 25 | Starting linebacker Larry Gordon dies of a rare heart disease while jogging in Arizona at the age of 28. Gordon had been the Dolphins' first-round draft choice in 1976 out of Arizona State. |
| Oct. 9 | Quarterback Dan Marino and wide receiver Mark Duper make their first-ever starts for the Miami Dolphins, with Marino passing for 322 yards and Duper netting seven catches for 202 yards. The offensive explosion produces 971 total yards between the Dolphins and Bills, with Buffalo winning the Orange Bowl encounter, 38-35 in overtime. |
| Nov. 28 | Dolphin Chairman of the Board and Managing General Partner Joseph Robbie announces the signing of Head Coach Don Shula to a multi-year contract. |
| Dec. 27 | The Dolphins name 54-year-old Chuck Studley as their Defense Coach to replace Bill Arnsparger. |

| 1984 | |
|---|---|
| March 5 | Miami Dolphin Chairman of the Board and Managing General Partner Joseph Robbie announces plans to build a new multi-purpose stadium in north Dade County. Mr. Robbie also announces acquisition of the land and discusses possible stadium funding. |
| June 24 | Running back David Overstreet is killed in an automobile accident in Winona, Texas. |
| Oct. 21 | Wide receiver Nat Moore catches a 19-yard TD pass from QB Dan Marino for the 58th touchdown of his Dolphin career, surpassing Larry Csonka's all-time club record of 57. |
| Nov. 11 | The Dolphins remain the NFL's only unbeaten team as they improve their record to 11-0 (16 straight regular-season wins) with a 24-23 victory over Philadelphia. DE Doug Betters' block of an Eagle PAT with 1:52 remaining in the game seals the win. |
| Dec. 2 | The Dolphins lose a 45-34 decision to the Raiders, but QB Dan Marino breaks the all-time NFL record for TD passes in a season with his 37th. His record-breaking touchdown pass, which came on a four-yard toss to Jimmy Cefalo in the first quarter, was the first of four on the day for Marino as he reached the 40-touchdown plateau. He also shatters Dolphin single-game records for most yards passing (470), most completions (35) and most attempts (57). |
| Dec. 17 | Miami ends the regular season with the best record in the AFC (14-2) following a 28-21 victory over Dallas. WR Mark Clayton catches three touchdown passes to give him 18 for the season as he eclipses the all-time NFL mark in that category. Dan Marino becomes the first-ever NFL quarterback to pass for over 5,000 yards in a season as he ends up with 5,084. The most prolific passing season in NFL history also consists of 48 touchdown passes, 564 attempts, 362 completions and only 17 interceptions for a franchise record passer rating of 108.9. Both Clayton (73-1,389) and WR Mark Duper (71-1,306) surpass prior Dolphin records for receptions and reception yardage in one season. |
| Dec. 20 | QB Dan Marino is named as the NFL's Most Valuable Player by the Associated Press. |

| 1985 | |
|---|---|
| Jan. 6 | The Dolphins defeat the Steelers, 45-28, in the AFC Championship game in Miami to earn a berth in Super Bowl XIX. |
| Jan. 8 | Joseph Robbie gives the go-ahead to prepare final plans and specifications to construct the new 75,000-seat Dolphin Stadium. |
| Jan. 20 | The Dolphins drop a 38-16 decision to the San Francisco 49ers in Super Bowl XIX before 84,059 fans at Stanford Stadium in Palo Alto, California. |
| Feb. 15 | Miami names 42-year-old Mel Phillips as its new defensive backfield coach. Phillips comes to the Dolphins after five seasons in the same capacity for the Detroit Lions. |
| March 14 | Following a presentation led by Joseph Robbie at the league meetings in Phoenix, Miami is selected as the site for Super Bowl XXIII (1989). |
| Dec. 1 | Chairman of the Board and Managing General Partner Joseph Robbie officially breaks ground on the new 75,000-seat Dolphin Stadium. |
| Dec. 2 | Led by a swarming defense that produces six sacks and three interceptions, the Dolphins administer the only defeat to be suffered by the eventual Super Bowl champion Chicago Bears, 38-24. A season-high Orange Bowl crowd of 75,594 witness the Monday night affair. |
| Dec. 8 | The Dolphins record a 34-24 victory over the Green Bay Packers at Lambeau Field. The mercury at kickoff registers 23 degrees, marking the then-coldest conditions in which the Dolphins have won a game in franchise history at that time. |
| Dec. 31 | Chairman of the Board and Managing General Partner Joseph Robbie obtains the construction loan and is granted permanent financing for the new Dolphin Stadium. |

## 1986

| | |
|---|---|
| Jan. 4 | The Dolphins rally from a 21-3 deficit to defeat the Cleveland Browns 24-21 in an AFC divisional playoff game. Miami is led offensively by Tony Nathan's 10 receptions for 101 yards and rookie Ron Davenport's two touchdowns. |
| Jan. 12 | Despite 20 tackles by LB Bob Brudzinski, the Dolphins commit six turnovers and lose, 31-14, to the New England Patriots in the AFC Championship game before 74,978 fans in the Orange Bowl. It marks Miami's first loss in an AFC title game in six tries. |
| Jan. 21 | Dolphin C Dwight Stephenson is named the recipient of the NFL's Man of the Year award at a press conference in New Orleans. The award is in recognition of Stephenson's outstanding performance on the playing field and in the community. |
| Jan. 22 | The Dolphins announce the retirement of Defensive Line Coach Mike Scarry, a member of Don Shula's staff since 1970. Dan Sekanovich, formerly of the Jets and Falcons, is named to replace him. |
| Feb. 19 | Miami appoints Receivers and Quarterbacks Coach David Shula to the position of Assistant Head Coach. In addition, the club names Mike Westhoff as the Special Teams/Tight Ends Coach. |
| June 3 | Chairman of the Board and Managing General Partner Joseph Robbie plants a ceremonial 30-foot Royal Palm tree to begin a million-dollar beautification project near Dolphin Stadium. |
| Sept. 21 | Miami suffers a heart-breaking 51-45 overtime loss to the N.Y. Jets in the Meadowlands as Dan Marino reaches 1,500 career attempts to qualify as the NFL's top-ranked passer of all-time. Marino finishes the afternoon 30 of 50 for 448 yards and six TDs. The six TDs are a personal high for Marino and tie the team record held by Bob Griese. Mark Duper (154) and Mark Clayton (174) each have over 100 yards receiving in the game. |
| Oct. 12 | In what was billed as "Marino-Kelly I," the Dolphins and Dan Marino (24 of 41 for 337 yards) defeat the Buffalo Bills and Jim Kelly (20 of 28 for 218 yards, two INTs) 27-14 at the Orange Bowl. |
| Nov. 24 | The N.Y. Jets enter the Orange Bowl with a nine-game winning streak and the league's best record at 10-1. They leave with a 45-3 loss as Lorenzo Hampton rushes for 148 yards and two TDs on 19 carries (7.8 average) including a 54-yard TD run. Hampton's 100 yards snap a streak of 36 regular-season games (41 overall) for Miami without a 100-yard rusher. Marino completes a personal-high 80.6 percent of his passes (29 of 36) for 288 yards and four TDs. |
| Nov. 25 | Less than 24 hours after the memorable 45-3 win over the Jets, General Manager Mike Robbie announces at a press conference that Don Shula has signed a multi-year contract to remain as head coach. |
| Dec. 14 | Dan Marino sets an NFL career record with the seventh 400-yard game of his career as he passes for 403 yards in a thrilling 37-31 overtime win in Anaheim, Calif., over the playoff-bound L.A. Rams. Marino completes 29 of 46 with five TDs, including a 20-yarder to Mark Duper in OT to win the game. Marino is named AFC Offensive Player of the Week for his efforts. |
| Dec. 22 | The Dolphins play their final game in the Orange Bowl – a 34-27 loss to the New England Patriots. New England captures the AFC East title with the win. The Dolphins finish 21 years in the Orange Bowl with an impressive 110-38-3 (.738) regular-season record. Marino sets NFL single-season records for completions (378) and attempts (623). |

## 1987

| | |
|---|---|
| Jan. 10 | John Offerdahl is named Old Spice NFL Rookie of the Year. |
| Jan. 20 | Tom Olivadotti, an assistant for the Cleveland Browns, is named Defensive Coach for Miami. He is put in charge of the overall defense with the prime responsibility of pass defense. Chuck Studley is re-assigned as Linebacker Coach, with prime responsibility of run defense. |
| Jan. 27 | Former Dolphin greats Larry Csonka and Jim Langer are among a group of seven named to the Pro Football Hall of Fame. They join Paul Warfield as the only members of the franchise to earn the honor, with induction scheduled for August 8. |
| Aug. 16 | The Dolphins play host to the Chicago Bears in the first game ever played in Joe Robbie Stadium. The date marks the 22nd anniversary of the Dolphin franchise. The Bears put a damper on the festive evening with a 10-3 preseason victory before 63,451. QB Dan Marino (dislocated ring finger on right hand) and LB John Offerdahl (torn right bicep) suffer injuries. Marino is out for three weeks; Offerdahl will miss the first six regular-season games. |
| Sept. 22 | NFL Players Association goes on strike; the Dolphins' home contest with New York Giants (first regular-season game in Joe Robbie Stadium) on September 27 is canceled because of strike. |
| Oct. 4 | The Dolphins' "replacement" team takes the field for the first time, traveling to Seattle to meet the Seahawks. The Dolphins lose, 24-20. |
| Oct. 11 | Miami's replacement team records a 42-0 shutout victory over the Kansas City Chiefs in the first regular season game played in Joe Robbie Stadium. Safety Liffort Hobley (two interceptions, 55-yard fumble recovery for a TD, four tackles, two passes defensed) is named AFC Defensive Player of the Week for his efforts. Don Shula and Joe Robbie are given game balls by the replacement team following the contest in honor of Miami's first win in the new stadium. The next week (October 18), the replacement team loses its last game, 37-31 in overtime, to the N.Y Jets at the Meadowlands. |
| Oct. 25 | After four missed weeks of action (one game cancellation, three replacement games), the regular Dolphin players return to action. Miami loses, 34-31, in overtime at home to the Buffalo Bills. The 21-point comeback by Buffalo is the best ever by an opponent against a Dolphins team at the time. |
| Nov. 1 | Don Shula wins his 250th regular-season game as the Dolphins defeat Pittsburgh 35-24 at Joe Robbie Stadium. |
| Dec. 30 | RB Troy Stradford is named NFL Offensive Rookie of the Year by the Associated Press |

## 1988

| | |
|---|---|
| Feb. 29 | Former Dolphin Larry Seiple is named receivers coach. |
| July 31 | The Dolphins make their first ever trip abroad and take on the San Francisco 49ers at Wembley Stadium in London for the third-annual American Bowl. Miami comes from behind to defeat the 49ers, 27-21, before 70,535 British fans to open the preseason. |

## 1988

| | |
|---|---|
| Oct. 9 | The Dolphins reverse history by defeating the Raiders, 24-17, at the Los Angeles Memorial Coliseum. It marks Miami's first win ever against the Raiders in their home stadium and the Dolphins' first victory over the Raiders in 10 years. The game is played in 96 degree heat - the warmest game in Dolphins' history. |
| Oct. 23 | Dan Marino records the second-best single-game passing yardage total in NFL history – 521 yards (Norm Van Brocklin holds the single-game record of 554 yards) and completes 35 of a team record 60 attempts, all to no avail as the N.Y Jets defeat the Dolphins, 44-30, at Joe Robbie Stadium. |
| Oct. 30 | Shula Bowl III – Head Coach Don Shula and his assistant head coach and son, David Shula, are on the opposite side of the field of Mike Shula, a coaches' assistant for Tampa Bay, as the Dolphins defeat the Bucs, 17-14, in Tampa Stadium. |
| Dec. 12 | Dan Marino becomes the first quarterback in NFL history to pass for over 4,000 yards four times in a career in the Dolphins' 37-31 win over Cleveland. He also throws for his 193rd career touchdown, setting a new Dolphin record and surpassing the total of former quarterback Bob Griese, who had previously held the mark. Marino tops the record that took Griese 14 seasons to accomplish in only six-plus seasons. Also, receiver Mark Clayton surpasses Nat Moore in the record books as he catches a pass in his 37th consecutive game. |

## 1989

| | |
|---|---|
| Jan. 25 | Former Miami Hurricanes defensive coordinator Dave Wannstedt joins the Dolphins coaching staff as linebackers coach. |
| Feb. 27 | David Shula, the Dolphins' assistant head coach and passing game coordinator, and Dave Wannstedt, the team's linebackers coach, resign their respective positions to accept new posts with the Dallas Cowboys. |
| March 1 | George Hill is named the new linebackers coach for the Dolphins, while John Sandusky, the Dolphins' offensive line coach, is promoted to assistant head coach. |
| March 6 | Gary Stevens, formerly of the University of Miami, is named quarterbacks/pass offense coach for the Dolphins. |
| June 12 | Tom Heckert is named Miami's Director of College Scouting. |
| Sept. 17 | In Miami's 24-10 win at New England, Dan Marino throws his 200th career touchdown pass, becoming the 13th player in NFL history to throw for 200 TDs. It was just his 89th career game, and he reaches the 200 touchdown pass mark faster than any quarterback in NFL history. |
| Oct. 8 | In Miami's 13-10 overtime win vs. Cleveland, Dan Marino goes over 25,000 yards passing in his career, becoming the 25th player in NFL history to reach the 25,000 yards passing milestone. Marino also breaks Bob Griese's Dolphin team record of 25,092 career passing yards. |
| Nov. 12 | Pete Stoyanovich kicks a then-team-record 59-yard field goal in a 31-23 victory over the New York Jets, a kick that also tied the third longest field goal in NFL history at the time. |
| Nov. 19 | Miami defeats Dallas, 17-14, in Shula Bowl IV, as Don Shula extends his record to 4-0 in Shula vs. Shula contests. This time Shula was opposed by son Dave, the Assistant Head Coach of the Cowboys. |
| Dec. 3 | Dan Marino goes over 3,000 yards passing for the year in Miami's 26-21 loss at Kansas City. It was his sixth season passing for 3,000 yards and he ties Dan Fouts' NFL record of six 3,000 yard seasons. |
| Dec. 24 | The Dolphins are eliminated from playoff contention with a 27-24 loss to the Kansas City Chiefs in the season finale at Joe Robbie Stadium. The game is played in 40-degree weather, the coldest home game in the history of the Dolphins. |

## 1990

| | |
|---|---|
| Jan. 7 | Joseph Robbie, founder, Chairman of the Board and Managing General Partner of the Dolphins and the driving force behind the construction of Joe Robbie Stadium, dies of respiratory failure at age 73. |
| Jan. 12 | The Miami Dolphins and Robbie Stadium Corporation undergo an organization realignment to ensure continued administration of both entities by the Robbie family. Tim Robbie becomes President of the Dolphins, Dan and Janet Robbie are named Executive Vice Presidents of the team, while Eddie Jones is named Executive Vice President and General Manager of the club. In addition, J. Michael Robbie is named Executive Vice President of Robbie Stadium Corporation. |
| Jan. 19 | Dolphin President Tim Robbie announces that the Dolphins have signed Don Shula to a three-year contract to remain as head coach. |
| Jan. 27 | Former Dolphins great Bob Griese is among a group of seven named to the Pro Football Hall of Fame. Griese becomes the fourth player in Miami history to earn the honor with induction scheduled for August 4. |
| Feb. 7 | Monte Clark, former San Francisco and Detroit Head Coach and Dolphin Assistant Coach, is named Miami's Director of Pro Personnel, while Charley Winner is given expanded duties and is named the club's Director of Player Personnel. |
| March 7 | H. Wayne Huizenga, Chairman of the Board and Chief Executive Officer of Blockbuster Video, purchases fifty percent of the Robbie Stadium Corporation (the parent company of Joe Robbie Stadium) as well as a fifteen percent limited partnership in the Miami Dolphins. |
| Sept. 9 | Sammie Smith rushes for an opening-day record 159 yards and a touchdown as the Dolphins break a five-year losing streak in season openers with a 27-24 win at the New England Patriots. |
| Sept. 16 | Team founder Joe Robbie is the first enshrinee on the "Dolphin Honor Roll" at Joe Robbie Stadium. The Dolphins record a 30-7 triumph over the Buffalo Bills, marking Don Shula's 200th career regular season win as the team's head coach. |
| Oct. 18 | In Miami's 17-10 win over the New England Patriots, Don Shula coaches in his 400th career regular season game as a head coach in the NFL. |
| Nov. 19 | During halftime of Miami's 13-10 loss to the Los Angeles Raiders, the team's four Hall of Fame enshrinees, Larry Csonka, Bob Griese, Jim Langer and Paul Warfield, are inducted into the "Dolphin Honor Roll." |
| Nov. 25 | Miami improves its record to 9-2 and clinches the team's first winning season since 1987 with a 30-13 win over the Cleveland Browns. Also, Dan Marino goes over 30,000 yards passing in his career, becoming the 11th player in NFL history to reach the 30,000-yard mark. It is just his 114th career game, and he reaches the 30,000-yard plateau faster than any quarterback in NFL history. |

## 1990

| | |
|---|---|
| Dec. 9 | The Dolphins earn a 23-20 overtime win over the Philadelphia Eagles and clinch the team's first playoff berth since 1985. |
| Dec. 16 | In Miami's 24-17 win over the Seattle Seahawks, Dan Marino goes over 3,000 yards passing for the year. It is his seventh season passing for 3,000 yards and he ties Joe Montana's NFL record of seven 3,000-yard seasons. |
| Dec. 19 | Richmond Webb becomes the first rookie offensive tackle – and second rookie offensive lineman overall – to be selected to the NFL's annual Pro Bowl contest. |
| Dec. 23 | Dan Marino throws his 20th touchdown pass of the season in Miami's 24-14 loss at the Buffalo Bills. It is his eighth season with 20 or more touchdown passes and he ties Johnny Unitas' NFL record of eight 20-plus touchdown seasons. |

## 1991

| | |
|---|---|
| Jan. 5 | The Dolphins return to the playoffs after a four-year absence with a 17-16 win over the Kansas City Chiefs at Joe Robbie Stadium. In the contest, Pete Stoyanovich sets an NFL playoff record with a 58-yard field goal. |
| Jan. 27 | Larry Csonka is named to the NFL's all-time Super Bowl Silver Anniversary team. |
| Feb. 2 | Richmond Webb is named NFL Rookie of the Year by The Sporting News. |
| March 8 | Mike Shula joins the Dolphins as a Coaches' Assistant. |
| March 26 | The Robbie Family and Wayne Huizenga purchase 107 acres of land adjacent to Joe Robbie Stadium for additional parking and future development. |
| May 23 | At the league meeting in Minneapolis, Joe Robbie Stadium is selected as the site for Super Bowl XXIX (1995). |
| Aug. 3 | The Dolphins make the longest road trip in team history as they travel 14,912 round-trip miles to Tokyo to battle the Los Angeles Raiders at the Tokyo Dome in American Bowl '91. Miami comes from behind to defeat the Raiders, 19-17, before 51,122 Japanese fans. |
| Aug. 20 | Dan Marino signs a five-year contract extension to remain as quarterback of the Miami Dolphins. |
| Sept. 22 | Don Shula captures the 300th win of his coaching career with Miami's 16-13 win over the Green Bay Packers. With career coaching win number 300, Shula joins the immortal George Halas (324 wins) as the only NFL coaches to win 300 or more games. |
| Nov. 10 | In Miami's 30-20 win over New England, both Mark Duper and Mark Clayton surpass Nat Moore's team record of 7,547 career receiving yards. Duper is the first to move past Moore with a 17-yard reception in the first quarter, while Clayton passes Moore with a 32-yard touchdown catch in the fourth quarter. |
| Nov. 18 | During halftime of Miami's 41-27 loss to the Buffalo Bills, former Dolphin great middle linebacker Nick Buoniconti is inducted into the Dolphin Honor Roll. |
| Dec. 1 | Dan Marino sets an NFL record as he goes over 3,000 yards passing in a season for the eighth time in his career in Miami's 33-14 win over Tampa Bay. Marino entered the 1991 campaign with seven such seasons and was tied with Joe Montana for the record. |
| Dec. 9 | Miami defeats Cincinnati 37-13 in Shula Bowl V as Don Shula extends his record to 5-0 in Shula vs. Shula contests. This time, Shula teamed with son Mike, a Dolphins coaches assistant, and was opposed by son David, the receivers coach for the Bengals. In the contest, Dan Marino sets an NFL record by throwing his 20th touchdown pass of the season. It is his ninth season with 20 or more touchdown passes. He entered 1991 with eight such seasons and was tied with Johnny Unitas for the record. Also, Mark Clayton breaks Nat Moore's team record for career TDs (75) and career receiving scores (74) with a 16-yard TD reception in the fourth quarter to give Clayton his 76th career score (75 catch, one punt return) and 75th receiving TD. |
| Dec. 15 | Pete Stoyanovich breaks Garo Yepremian's single-season team record of 28 field goals in Miami's 38-30 loss to the San Diego Chargers. Stoyanovich boots his 29th of the year with a 24-yarder in the first quarter. He would go on to hit on 31 field goals during the 1991 season which tied for the league high with Washington's Chip Lohmiller. |

## 1992

| | |
|---|---|
| Feb. 1 | Former Dolphin All-Pro center Dwight Stephenson rejoins Miami as assistant offensive line coach. |
| Feb. 3 | Hall of Fame defensive tackle Joe Greene is named as the Dolphins' defensive line coach. |
| May 20 | Dolphins sign a long-term agreement to build a new training facility at Nova University in Davie, to be ready by the start of the 1993 training camp. |
| June 1 | Charley Winner announces his retirement as Miami's Director of Player Personnel. Winner, who had served 37 years in the NFL as a coach and administrator, originally joined the Dolphins in 1981. |
| June 4 | Tom Heckert is named as the Dolphins' Director of Player Personnel. Heckert had worked the previous three years as Miami's Director of College Scouting. |
| June 12 | Tom Braatz, a 27-year NFL executive with the Atlanta Falcons and Green Bay Packers, is named as Miami's Director of College Scouting. |
| July 17 | Don Shula signs a two-year contract extension to continue as the Dolphins' Head Coach through the 1994 season. The extension takes effect at the conclusion of Shula's current contract which expires following the 1992 season. |
| Aug. 16 | The Dolphins travel 9,908 round-trip miles and earn a 31-27 preseason win over the Denver Broncos before a crowd of 60,813 fans at Berlin's Olympic Stadium. The game marks the third time overall and second consecutive season that the Dolphins have travelled abroad to play a preseason contest and the win improves Miami's record to 3-0 in games played on foreign soil. |
| Aug. 31 | Miami's season opening contest, scheduled for September 6 at Joe Robbie Stadium against the New England Patriots, is rescheduled for October 18, the National Football League announces. The date change is made in the aftermath of Hurricane Andrew, which struck the South Florida area on August 25. Both teams originally were off that weekend, based on the NFL's 16-games-over-17-weeks schedule which allows each team one bye during the season. The Patriots and Dolphins will have their Open Week on September 6, which marks the beginning of the 1992 regular season. |

| 1992 | |
|---|---|
| Sept. 29 | The Dolphins dip into the free agent market and sign perennial all-pro tight end Keith Jackson, a week after a federal-court ruling in Minneapolis made a free agent of Jackson, in addition to Garin Veris, Webster Slaughter and D.J. Dozier. |
| Oct. 4 | In a 37-10 win over the Buffalo Bills at Rich Stadium, safety Louis Oliver records three interceptions and returns one of his INTs for a 103-yard touchdown. Oliver's return ties for the NFL's all-time longest interception return with a 103-yard return by San Diego's Vencie Glenn against Denver on November 29, 1987. |
| Oct. 18 | Dan Marino throws four touchdown passes as Miami earns a 38-17 win over the Patriots at Joe Robbie Stadium in a game that is rescheduled from September 6 due to the effects of Hurricane Andrew. Marino throws four-or-more touchdowns in a game for the 17th time in his career and ties the all-time NFL record for most career games with four or more touchdown passes with Johnny Unitas. |
| Nov. 16 | During halftime ceremonies of Miami's 26-20 loss to the Buffalo Bills, the 1972 Miami Dolphins team, holders of the only perfect season in NFL history and winners of Super Bowl VII, are honored and inducted into the Dolphin Honor Roll. |
| Dec. 20 | The Dolphins clinch the team's second trip to the playoffs in the last three seasons with a 19-17 come-from-behind win over the New York Jets at Joe Robbie Stadium. In the contest, Dolphins quarterback Dan Marino throws the 290th touchdown pass of his NFL career and ties Johnny Unitas for second place on the NFL's all-time touchdown pass list. |
| Dec. 23 | Dan Marino is named to his team-record seventh Pro Bowl team. He breaks the former team record of six Pro Bowl appearances which he shared with Bob Griese, Bob Kuechenberg and Jim Langer. In addition, Marino is named as a starter in the NFL's annual all-star game for the fifth time in his career and he ties the team record held by Jim Langer. |
| Dec. 27 | The Dolphins clinch the AFC East title with a 16-13 overtime win over the New England Patriots at Foxboro Stadium. Miami closes the regular season with an 11-5 record and coupled with Buffalo's 27-3 loss at Houston later in the day, the Dolphins win the team's first division championship since 1985. In addition, the win marks the 300th regular season victory of Dolphins' Head Coach Don Shula's coaching career. |

| 1993 | |
|---|---|
| Jan. 10 | The Dolphins earn a 31-0 win over the San Diego Chargers in the AFC Divisional Playoffs before a crowd of 71,224 at Joe Robbie Stadium. Miami's 31-point margin of victory is the largest by the team in a playoff game. The previous largest margin of victory in the post-season by the Dolphins was three 21-point wins as Miami had a 21-0 win over the Baltimore Colts on Jan. 2, 1972; a 34-13 win over the San Diego Chargers on Jan. 16, 1983; and a 31-10 win over the Seattle Seahawks on Dec. 29, 1984. |
| Jan. 26 | Kim Helton is named the team's offensive line coach. John Sandusky, who served as assistant head coach/offensive line, remains with the team as assistant head coach and assumes the responsibility of coaching the tight ends. In addition, assistant offensive line coach Dwight Stephenson resigns to pursue his interests in the construction and real estate business. |
| Jan. 30 | Former Dolphins great Larry Little is among a group of five named to the Pro Football Hall of Fame. The former Dolphins guard becomes the fifth player in Miami history to earn the honor, joining RB Larry Csonka, QB Bob Griese, C Jim Langer and WR Paul Warfield. |
| Feb. 7 | The Dolphin coaching staff leads the AFC to a 23-20 overtime win over the NFC in the Pro Bowl contest played in Honolulu, Hawaii. |
| Feb. 11 | Mike Shula resigns as a coaches assistant and is named as tight ends coach of the Chicago Bears. |
| Feb. 22 | Tony Nathan, who spent the past five years as a coaches' assistant on the Miami Dolphins coaching staff, is promoted to offensive backs coach. In addition, Carl Taseff, who served as the team's offensive backs coach since joining the Dolphins in 1970, will become more active in other areas of the football operation, including personnel scouting and evaluation, and will maintain a continued involvement in various coaching responsibilities. |
| May 21 | Kim Helton resigns as offensive line coach to become head coach at the University of Houston. John Sandusky, who served as offensive line coach from 1976-92, resumes his offensive line coaching responsibilities. |
| June 1 | Rich McGeorge is named as assistant offensive line/tight ends coach of the Dolphins. |
| June 4 | Dolphins hold last practice session at St. Thomas University, which had served as host to team's training facility since July 12, 1970. |
| July 11 | Ribbon cutting ceremonies officially open the Dolphins' new training facility on campus of Nova University in Davie, Fla. |
| Sept. 12 | Dan Marino surpasses the 40,000-yard passing mark during Miami's 24-14 loss to the N.Y. Jets. He joins Fran Tarkenton (47,003), Dan Fouts (43,040) and Johnny Unitas (40,239) as the only quarterbacks to gain 40,000 passing yards. Marino attains the 40,000-yard mark in only 153 regular-season games and accomplishes the feat faster than any QB in league history. The previous record for fastest ascent to 40,000 yards was 168 games by Dan Fouts. |
| Oct. 10 | Scott Mitchell comes off the bench and replaces an injured Dan Marino (torn right Achilles) and throws a pair of touchdown passes to lead the Dolphins to a 24-14 win at the Cleveland Browns. Mitchell enters the game just before halftime and completes 10 of 16 passes for 118 yards with two touchdowns and an interception. Mitchell is named as AFC Offensive Player of the Week for his performance against the Browns. Marino is placed on Injured Reserve on October 13 and misses the remainder of the season. |
| Oct. 24 | Dan Marino misses his first starting assignment in 145 consecutive non-replacement regular season games as Miami earns a 41-27 win over Indianapolis. The game marks the first-career NFL start at quarterback for Scott Mitchell as he hits on 12 of 19 passes for 190 yards with a touchdown. Mitchell becomes the eighth player to start at quarterback for the Dolphins since Don Shula was named head coach in 1970. |

| 1993 | |
|---|---|
| Oct. 31 | Don Shula wins the 324th game of his coaching career and ties George Halas for the all-time record for most wins by an NFL head coach as Miami earns a 30-10 win over the Kansas City Chiefs. Shula achieves the coaching milestone in his 31st year (482nd game) of his NFL coaching career as compared to 40 seasons (506 games) for Halas to accomplish the feat. On the field, Scott Mitchell throws for 344 yards and three touchdowns and becomes the first Dolphin quarterback other than Dan Marino to pass for over 300 yards and throw three or more touchdown passes since David Woodley gained 408 yards and threw three scores on October 25, 1981, at the Dallas Cowboys. |
| Nov. 14 | The Dolphins endure another quarterback injury as Scott Mitchell suffers a separated shoulder during Miami's 19-14 win at Philadelphia. The win enables Don Shula to record the 325th triumph of his coaching career as he becomes the winningest coach in NFL history surpassing George Halas. In the contest, Doug Pederson replaces Mitchell and enters the game in the third quarter with Miami trailing 14-13. He guides the Dolphins to a pair of field goals and the defense holds the Eagles scoreless in the second half to garner the victory. |
| Nov. 25 | The Dolphins post a come-from-behind 16-14 win over the defending and eventual Super Bowl champion Dallas Cowboys on Thanksgiving Day on a sleet covered field at Texas Stadium. Miami improves 3-0 on Thanksgiving as the team had posted victories at St. Louis (55-14 on November 24, 1977) and at Dallas (14-7 on November 22, 1973). In the contest, Miami trails 14-13 with just 15 seconds left in regulation and Pete Stoyanovich's 41-yard field goal attempt for the win is blocked by the Cowboys' Jimmie Jones. However, Dallas' Leon Lett attempts to pick up the loose ball and fumbles and Miami's Jeff Dellenbach recovers the ball on the one-yard line with three seconds remaining. Stoyanovich converts on his second chance and boots a 19-yard field goal on the game's final play to win the contest. The win improves Miami's record to an NFL best 9-2, but the team will fail to win another game during the remainder of the season. |
| Dec. 13 | During halftime ceremonies of Miami's 21-20 loss to Pittsburgh, former Dolphin great and Hall of Famer Larry Little is honored and inducted into the Dolphin Honor Roll. |
| Dec. 14 | Don Shula is named Sports Illustrated Sportsman of the Year. He is the first professional coach to receive the honor. |

| 1994 | |
|---|---|
| Jan. 24 | The trustees of the Miami Dolphins sign a definitive agreement with H. Wayne Huizenga to purchase the Robbie family's interests in the Dolphin franchise. The agreement also includes an option for Huizenga to purchase the Robbies' interest in Joe Robbie Stadium. |
| Feb. 8 | Joel Collier joins the Dolphins as a staff assistant, replacing Carl Taseff. |
| March 16 | John Gamble is named as the Dolphins' strength coach. |
| March 23 | The National Football League clubs approve transfer of the majority interests in the Miami Dolphins from the Robbie family to H. Wayne Huizenga at the annual league meetings in Orlando, Fla. |
| May 6 | Rick Weaver, who had served as play-by-play announcer for the Dolphins since 1970, announces his retirement at the club's annual awards dinner. |
| June 28 | H. Wayne Huizenga's purchase of the Robbie Family's remaining 85% of the Miami Dolphins as well as their 50 percent share of the Joe Robbie Stadium is finalized. The closing leaves Huizenga with 100-percent controlling interest of both the Dolphins and Stadium. |
| July 21 | H. Wayne Huizenga announces that he has entered into a new agreement with Head Coach Don Shula that extends through the 1996 season. Under the new contract extension, Shula assumes the position of Vice President/Head Coach, and also becomes a partner of the team. |
| Sept. 4 | After missing the final 11 games of the 1993 season with a torn right Achilles' tendon, Dan Marino returns to action as he throws for 473 yards and five touchdowns to lead the Dolphins to a 39-35 win over the New England Patriots at Joe Robbie Stadium. Marino sets an NFL record by throwing for four or more touchdown passes in a game for the 18th time in his career, breaking his tie with Johnny Unitas, and also throws the 300th touchdown pass of his career to join Fran Tarkenton (343 touchdowns) as the only quarterbacks in NFL history with 300-plus career touchdowns. |
| Oct. 2 | Shula Bowl VI makes sports history as it marks the first time in the history of the four major American professional sports (football, baseball, hockey and basketball) that a father and son battle as head coaches with Don Shula and the Dolphins taking on his son, Head Coach David Shula, and the Cincinnati Bengals. The elder Shula improves to 6-0 when coaching against teams which feature one of his sons as a coach or player as the Dolphins earn a 23-7 win over the Bengals. |
| Nov. 27 | Quarterback Dan Marino makes history once again with his famous "Clock Play". With the Dolphins trailing the Jets by 18 points in the second half at the Meadowlands, Marino orchestrates a 28-point second-half outburst, including 22 straight to close the contest, as Miami claims a 28-24 victory. All four scores in the second half occur on Marino to Mark Ingram touchdown passes. The game winning points come on first-and-goal with just 22 seconds to play, when Marino approaches the line of scrimmage, appearing poised to clock the ball. However, he takes everyone in the stadium by surprise as he receives the snap, drops back and tosses an eight-yard touchdown pass to Ingram, who ties the Paul Warfield's single-game record of four touchdowns and 24 points, which Warfield achieved against Detroit on December 15, 1973. |
| Dec. 7 | Don Shula suffers a torn Achilles' tendon in his right leg and undergoes surgery on the injury on December 9 by Dr. Peter Indelicato and Dr. Dan Kanell. He misses a regular season practice for the first time in his 25 seasons with the team. Shula returns to practice on December 10 and coaches for the remainder of the season on a golf cart. |
| Dec. 12 | Bernie Parmalee rushes for 127 yards and scores a pair of touchdowns (one rushing and one receiving) as the Dolphins clinch a playoff spot with a 45-28 win over the Kansas City Chiefs at Joe Robbie Stadium. In the contest, Dolphins Head Coach Don Shula wins his 318th career regular season game and ties George Halas (318 regular season coaching wins) for the all-time record for most career regular season wins by an NFL coach. Center Dwight Stephenson is inducted into the Dolphin Honor Roll during halftime ceremonies. |

## 1994

| | |
|---|---|
| Dec. 25 | The Dolphins earn a 27-20 win over the Detroit Lions and clinch the AFC East title. Miami and the New England Patriots both finish with 10-6 records, however the Dolphins win the division title by virtue of a two-game head-to-head sweep over New England during the 1994 season. Dolphins Head Coach Don Shula wins the 319th regular season game of his coaching career and surpasses George Halas (318 regular season coaching wins) for the all-time record for most career regular season wins by an NFL coach. Miami plays on Christmas Day for the second time in team history with the only other Christmas game for the Dolphins being the longest game in NFL history as Miami earned a 27-24 playoff win in double overtime at Kansas City on December 25, 1971. |
| Dec. 27 | Defensive tackle Tim Bowens is named NFL Defensive Rookie of the Year by the Associated Press. He becomes the first Dolphins player to win A.P.'s defensive rookie award since A.J. Duhe in 1977. |
| Dec. 31 | Dan Marino throws a pair of touchdown passes to lead the Dolphins to a 27-17 win in a First-Round playoff contest against the Kansas City Chiefs at Joe Robbie Stadium. The game is billed as Marino-Montana III and the duel between the two future Hall of Famers lives up to its pregame hype. Marino completes 22 of 29 passes for 257 yards with two touchdowns and no interceptions and Montana counters by hitting on 26 of 37 passes for 314 yards with two scores and an interception. Marino sets an NFL playoff record as he throws for a touchdown pass in his 11th consecutive post-season game and moves past a tie with Montana (San Francisco/ Kansas City) and Ken Stabler (Oakland) for the longest all-time streak in NFL post-season history. |

## 1995

| | |
|---|---|
| Jan. 18 | Assistant head coach/offensive line John Sandusky announces his retirement. A veteran of over three decades of NFL coaching (he concluded his 36th season in 1994), Sandusky was one of only two coaches to serve as offensive line coach on a Don Shula coached team. Sandusky was offensive line coach with the Colts (1963-69) and Dolphins (1976-94) under Shula, while Monte Clark coached the offensive line with the Dolphins under Shula from 1970-75. |
| Feb. 6 | Monte Clark is named as the team's offensive line coach. Clark enters his third tour of duty with the Dolphins. |
| Feb. 9 | Dolphins Executive Vice President and General Manager Eddie Jones signs a two-year contract to remain in that capacity through the 1996 season. |
| May 19 | The Miami Dolphins sign a two-year agreement with WCMQ radio (1210 AM) to be the Spanish radio outlet for Dolphins games. WCMQ replaces WQBA radio, which had been the team's Spanish station for the previous 13 seasons. |
| Sept. 3 | The Dolphins open the season with an explosive offensive display in a 52-15 win over the N.Y. Jets at Joe Robbie Stadium. The 52 points are the second-highest single-game total in team history (behind 55 points at St. Louis on November 24, 1977). In addition, the game is played in 94-degree weather, making it the warmest home game in team history. |
| Oct. 1 | The Shula coaching family again makes sports history as father and son battle as head coaches with Don Shula and the Dolphins taking on his son, Head Coach David Shula, and the Cincinnati Bengals. The elder Shula improves to 7-1 when coaching against teams which feature one of his sons as a coach or player with a 26-23 win at the Bengals. |
| Oct. 8 | Dan Marino passes Fran Tarkenton (3,686 completions) to become the NFL's all-time leader in career pass completions with a six-yard toss to fullback Keith Byars during the Dolphins' 27-24 overtime loss at Joe Robbie Stadium. |
| Nov. 12 | Dan Marino becomes the NFL's all-time career passing yardage leader as he jumps past Fran Tarkenton (47,003 career yards) with a nine-yard pass to Irving Fryar in the first quarter of the Dolphins' 34-17 loss to the New England Patriots at Joe Robbie Stadium. |
| Nov. 26 | Dan Marino tosses a six-yard touchdown pass to fullback Keith Byars with 1:03 remaining in the first half for his 343rd career scoring pass and becomes the NFL's all-time touchdown pass leader (surpassing Fran Tarkenton's 342 TDs) during Miami's 36-28 loss at Indianapolis. |
| Dec. 11 | Guard/Tackle Bob Kuechenberg is inducted into the Dolphin Honor Roll during halftime ceremonies of Miami's 13-6 win over Kansas City at Joe Robbie Stadium. In the contest, Dan Marino breaks the last of Fran Tarkenton's major passing records (6,467 career attempts) with a pass attempt to wide receiver Randal Hill in the fourth quarter. |
| Dec. 24 | The Dolphins post a 41-22 win at St. Louis to finish the regular season with a 9-7 record. The team clinches a playoff berth for the second consecutive season later in the day as the Denver Broncos come from behind late in the contest to win at Oakland and eliminate the Raiders from playoff consideration. Miami's win marks the 347th and final victory in the illustrious head coaching career of Don Shula. |
| Dec. 30 | Miami's season ends following a 37-22 loss in an AFC First-Round Playoff Contest in Buffalo. The game is an offensive shootout as the teams combine for an NFL postseason record of 1,038 yards. Dan Marino leads the Dolphins by completing 33 of a career-high 64 pass attempts for 422 yards and a pair of scores, while WR O.J. McDuffie sets team playoff records with 11 catches for 154 yards. The game marks the final contest in Head Coach Don Shula's career. |

## 1996

| | |
|---|---|
| Jan. 5 | Don Shula, the winningest coach in the history of the NFL, moves from his role as head coach of the team as he assumes another role within the Dolphins organization. He continues to serve as a partner to Chairman of the Board and Managing General Partner H. Wayne Huizenga and becomes Vice Chairman of the Board of Directors in addition to his status as a partner of the team. Shula leaves the sidelines with an overall record 347-173-6 in his 33 years as a head coach, including the last 26 years with the Dolphins (1970-95). He won Super Bowl titles with Miami in 1972 and 1973, posting a combined 32-2 record in those two seasons, and his 1972 team went 17-0, the only undefeated season in NFL annals. |

## 1996

| | |
|---|---|
| Jan. 11 | Jimmy Johnson signs a four-year contract to become head coach of the Dolphins, becoming the third head coach in club history, joining George Wilson (1966-69) and Don Shula (1970-95). Johnson joins the team with one of the most successful coaching records in football on both the professional and collegiate levels before spending the previous two years as an NFL analyst for FOX Sports. He is the first head coach in football history to win both a Super Bowl title (Dallas, 1992 and 1993) and a national collegiate championship (University of Miami, 1987). |
| Jan. 16 | Dolphins Chairman of the Board and Managing General Partner H. Wayne Huizenga announces that Eddie Jones has been named President and Chief Operating Officer of the team, and Jimmy Johnson has been named as the club's General Manager/Head Coach. Jones had spent the last six seasons with the team as the club's Executive Vice President and General Manager. |
| Jan. 17 | The Dolphins name Cary Godette (defensive line), Pat Jones (tight ends) and Bill Lewis (defense nickel package) to the coaching staff. |
| Jan. 19 | Kippy Brown joins the Dolphins coaching staff as running backs coach. |
| Jan. 24 | Bob Ackles is named as the Dolphins Director of Football Operations. |
| Feb. 16 | The Dolphins name Larry Beightol as assistant head coach/offensive line, replacing Monte Clark. In addition to his coaching the offensive line, Beightol also assumes additional administrative responsibilities involving the entire football staff. |
| March 1 | The Dolphins name Kevin O'Neill as head athletic trainer and Brad Roll as assistant strength and conditioning coach. |
| Aug. 26 | Pro Player, a sports apparel company, enters into a 10-year agreement with Joe Robbie Stadium, home of the Dolphins since 1987, to re-name the stadium Pro Player Park. The deal is worth $2 million annually over the term of the contract. |
| Sept. 1 | The Dolphins defeat the New England Patriots, 24-10, at Pro Player Park, in Jimmy Johnson's debut as head coach. Of the three head coaches in team history, Johnson is the only one to record a victory in his initial game. Also, rookie running back Karim Abdul-Jabbar rushes for 115 yards and a TD on 26 carries in Miami's victory over the Patriots, the first Dolphin rookie since Sammie Smith on November 5, 1989, against Indianapolis to rush for 100 yards. He also becomes the first player in Dolphins history to rush for 100 yards in his NFL debut. |
| Sept. 10 | Pro Player Park is re-named Pro Player Stadium. |
| Oct. 27 | Quarterback Dan Marino plays in his 191st regular season game, against Dallas at Pro Player Stadium. In the process, he breaks Bob Kuechenberg's club career record for regular season games played of 190. The game is witnessed by 75,651 fans, the highest attendance figure in Pro Player Stadium history. The previous high was 75,129 for Super Bowl XXIII between San Francisco and Cincinnati on January 22, 1989. The former record for a Dolphins game was 73,080 for a November 20, 1995 contest against San Francisco. |
| Oct. 29 | WQAM Radio (560 AM) signs a five-year contract for broadcast rights to the Dolphins, Florida Marlins and Florida Panthers. Dolphins football will be aired on WQAM beginning in the 1997 season and through the year 2001. The Dolphins' flagship station had been WIOD Radio since the team's inception in 1966. |
| Oct. 31 | At the NFL fall meetings in New Orleans, the league awards the 1999 Super Bowl to the city of Miami. The game will be played at Pro Player Stadium. |
| Nov. 10 | A 36-yard completion to O.J. McDuffie in the second quarter puts quarterback Dan Marino over the 50,000-yard mark for his career, the first quarterback in NFL history to reach that plateau. His eight-yard completion to Fred Barnett in the second quarter is the 4,000th completion of Marino's career, also making him the first quarterback in league history to achieve that feat. These accomplishments occur in a 37-13 victory over Indianapolis at Pro Player Stadium. |
| Nov. 25 | At halftime of a 24-17 loss to the Pittsburgh Steelers on Monday Night Football at Pro Player Stadium, former Head Coach Don Shula is inducted into the Dolphin Honor Roll. |

## 1997

| | |
|---|---|
| Jan. 14 | Miami Dolphins unveil a modified team logo and new uniforms for the 1997 season. The basic logo and team colors remain the same. The sunburst on the logo is more prominently displayed with the elimination of the hashmarks around the sun's perimeters, while the dolphin's features are accentuated by navy highlights. The home and road jerseys added a script "Dolphins" below the collar, and several subtle accents were added to the uniform to highlight and strengthen the team's traditional colors. |
| Jan. 25 | Former head coach Don Shula (1970-95), the NFL's all-time winningest coach with 347 victories, is selected for induction into the Pro Football Hall of Fame in Canton, Ohio. |
| March 11 | At the NFL spring meetings in Palm Desert, Calif., the league approves limited cross ownership, finalizing H. Wayne Huizenga's controlling-interest of the Dolphins. |
| March 21 | Eddie Jones signs a two-year contract extension, which runs through 1998, to remain as the team's president and chief operating officer. |
| April 17 | Les Koenning is named as an offensive assistant. |
| April 18 | The Dolphins unveil the first "official" mascot in team history during a press conference at the team's training facility. He makes his public debut on April 19 at the team's Draft Day party at Pro Player Stadium. |
| June 3 | Doug Blevins is named as the team's kicking coach. |
| June 4 | "T.D." is picked as the name of the Dolphins official team mascot, it is announced at the team's annual Awards Banquet. Sarah Fernandez and her two sons, Nelson and Vincent, win the "Name the Mascot" contest, and receive two tickets to Super Bowl XXXII in San Diego. |
| July 26 | Don Shula becomes the sixth former Dolphin to be enshrined into the Pro Football Hall of Fame in Canton, Ohio. |

## 1997

| | |
|---|---|
| Aug. 4 | The Dolphins travel to Mexico City and earn a 38-19 preseason win over the Denver Broncos before a crowd of 104,629 fans at Estadio Guillermo Canedo. The attendance is the most to ever witness a Dolphins game, surpassing the previous high of 103,667 that saw Miami's 27-17 loss to the Washington Redskins in Super Bowl XVII on January 30, 1983, in the Rose Bowl. The game marks the fourth time overall that the Dolphins have travelled abroad to play a preseason contest and the win improves Miami's record to 4-0 in games played on foreign soil. Miami's previous American Bowl games had been in London (1988), Tokyo (1991) and Berlin (1992). The Dolphins became the first NFL team to win four American Bowl contests, and they also became the first team to win an American Bowl matchup in each of the three continents in which the games have been played. |
| Aug. 31 | The Dolphins defeat the Indianapolis Colts, 16-10, at Pro Player Stadium in their 1997 season-opener. It's the Dolphins' first-ever regular season game in the month of August. It also marks their sixth consecutive opening-day victory. |
| Oct. 5 | The Dolphins defeat the Kansas City Chiefs, 17-14, at Pro Player Stadium, marking the 300th victory in franchise history, including playoffs. The Dolphins become the second team from the old AFL to reach the 300-win plateau. The Oakland Raiders were the first. |
| Dec. 22 | In the season finale against New England at Pro Player Stadium, left tackle Richmond Webb starts his 110th consecutive regular season game, a new Dolphins record. His 109 straight starts were tied with Jim Langer. The Patriots win the game, 14-12, giving New England the AFC East title. A win by the Dolphins would have made them AFC East champions, but instead they enter the playoffs as a Wild Card team where they must go on the road to face the Patriots the following week, a 17-3 Dolphins loss on December 28. |

## 1998

| | |
|---|---|
| Jan. 24 | Former Dolphins center Dwight Stephenson (1980-87) is among a group of five who are elected into the Pro Football Hall of Fame. |
| Feb. 11 | Dolphins Head Coach Jimmy Johnson announces changes to the team's coaching staff: Kippy Brown, the Dolphins' running backs coach for the last two years, is named as offensive coordinator, replacing Gary Stevens; Larry Seiple, formerly the club's wide receiver coach, handles the quarterbacks; Joel Collier, a defensive assistant since 1994, coaches the running backs; Robert Ford, tight ends coach with the Dallas Cowboys since 1991, takes over as Miami's wide receivers coach; and Randy Shannon, an assistant at the University of Miami (Fla.), serves as a defensive assistant on the staff. |
| March 23 | Jimmy Johnson signs a one-year contract extension to remain the Dolphins General Manager and Head Coach through the year 2000. Johnson originally signed a four-year contract with the club on January 21, 1996. |
| Aug. 1 | Center Dwight Stephenson becomes the seventh former Dolphin to be enshrined into the Pro Football Hall of Fame in Canton, Ohio. He is inducted along with Anthony Muñoz, Mike Singletary, Tommy McDonald and Paul Krause. |
| Nov. 29 | In a 30-10 victory over the New Orleans Saints at Pro Player Stadium, quarterback Dan Marino throws three touchdown passes, all to O.J. McDuffie. The second one, a seven-yard strike in the fourth quarter, the 400th TD pass of Marino's career, the first quarterback in NFL history ever to reach that plateau. |
| Dec. 21 | The Dolphins record a 31-21 victory over the Denver Broncos at Pro Player Stadium in front of an ABC Monday Night Football audience. The win is Miami's 34th on Monday night, as they surpass Oakland as the winningest team in MNF history. |
| Dec. 27 | In a season-ending 38-16 loss to the Falcons in Atlanta, wide receiver O.J. McDuffie catches five passes for 82 yards. His second reception of the afternoon, a 28-yard catch in the second quarter, is his 87th of the season, surpassing Mark Clayton (86 in 1988) as the Dolphins' single-season reception leader. McDuffie finishes the year with an NFL-high 90 receptions, the first Dolphin ever to lead the league in this category. |

## 1999

| | |
|---|---|
| Jan. 2 | The Dolphins defeat the Buffalo Bills, 24-17, in an AFC First-Round Playoff game at Pro Player Stadium. It represents Miami's first playoff win since December 31, 1994, when they posted a 27-17 victory over the Kansas City Chiefs in a First-Round contest at Pro Player Stadium. |
| Jan. 14 | Dave Wannstedt, head coach with the Chicago Bears from 1993-98, is named the Dolphins' assistant head coach. |
| Jan. 21 | Paul Boudreau is named offensive line coach. |
| March 2 | Eddie Jones signs a three-contract to remain as the team's President and Chief Operating Officer. |
| Sept. 13 | The Dolphins defeat the two-time defending Super Bowl champion Denver Broncos, 38-21, in a season-opening Monday night game at Mile High Stadium. The win was the 300th during the regular season in Dolphins history. |
| Oct. 10 | The Dolphins set a franchise record by posting 25 fourth-quarter points, and in the process erase a pair of nine-point deficits to earn a 34-31 triumph over the Colts at the RCA Dome. Quarterback Dan Marino throws a pair of touchdowns in the final period, including a two-yard strike to Oronde Gadsden with 27 seconds to play, lifting Miami to victory. It marks the 35th time in Marino's career that he has led the Dolphins back from a fourth-quarter deficit for a win. |
| Oct. 17 | Dan Marino completes an eight-yard pass to Tony Martin in the first quarter against the New England Patriots at Foxboro Stadium. The completion, the first and only one of the game for Marino, puts him over the 60,000-yard passing plateau for his career, the only quarterback in NFL history to attain that mark. Marino leaves the game following the next series with a shoulder injury, forcing him to miss the next five contests. Damon Huard relieves Marino with the Dolphins trailing 7-0. After his first attempt in picked off and returned for a touchdown by Ty Law, Huard goes on to complete 24 of 42 passes for 240 yards with two touchdowns in leading the Dolphins to a 31-30 victory. The game-winning points occur on a five-yard TD pass to Stanley Pritchett with 23 seconds remaining in the game. The Dolphins become the first team in NFL history to win back-to-back road games when trailing by seven or more points after the third quarter. |

## 1999

| | |
|---|---|
| Dec. 5 | Former wide receiver Nat Moore becomes the 12th member of the Dolphin Honor Roll during halftime ceremonies against the Indianapolis Colts at Pro Player Stadium. |
| Dec. 12 | Kicker Olindo Mare accounts for two field goals against the Jets at the Meadowlands. His first field goal of the game, a 24-yarder, was his 32nd of the season, breaking Pete Stoyanovich's club single-season records of 31, which Stoyanovich had set in 1991. |
| Dec. 21 | Cornerback Sam Madison, kicker Olindo Mare and linebacker Zach Thomas are named to the AFC Pro Bowl squad, the first selection for all three. Madison becomes the first cornerback in team history to be voted to the Pro Bowl squad. |
| Dec. 27 | Kicker Olindo Mare boots a 37-yard field goal against the Jets in a Monday night gam at Pro Player Stadium. The field goal was his 38th of the season, as he became the NFL's single-season field goal leader, surpassing John Kasay, who had amassed 37 field goals with Carolina in 1996. Mare would finish the season with 39 field goals. |

## 2000

| | |
|---|---|
| Jan. 9 | The Dolphins defeat the Seattle Seahawks, 20-17, in an AFC First-Round Playoff game at the Kingdome, the final football game at the stadium. The win is Miami's first road playoff victory since they defeated the Pittsburgh Steelers in the 1972 AFC Championship Game at Three Rivers Stadium. Quarterback Dan Marino completes 17 of 30 passes for 196 yards with one touchdown and no interceptions in the victory, in which he guides a late drive that leads to the game-winning touchdown with 4:48 remaining. |
| Jan. 15 | The Dolphins drop a 62-7 decision to the Jacksonville Jaguars in an AFC Divisional Playoff game at ALLTEL Stadium. The contest is the final one in the playing career of quarterback Dan Marino and coaching career of Jimmy Johnson. |
| Jan. 16 | Jimmy Johnson, the Dolphins' General Manager/Head Coach since 1996, retires. Dave Wannstedt, the team's Assistant Head Coach in 1999, is named Head Coach. |
| Jan. 24 | Jim Bates is named defensive coordinator, replacing George Hill. Clarence Brooks is named defensive line coach, replacing Cary Godette. |
| Feb. 1 | Chan Gailey, the Head Coach with the Dallas Cowboys from 1998-99, is named offensive coordinator. Randy Shannon, a defensive assistant with the Dolphins from 1998-99, is promoted to linebackers coach. |
| Feb. 7 | Mike Shula, the offensive coordinator with the Tampa Bay Buccaneers from 1996-99, re-joins the Dolphins as quarterbacks coach, replacing Larry Seiple. Shula previously had served as an assistant on Miami's coaching staff from 1991-92. Judd Garrett is named as an offensive assistant, and Robert Nunn is named as a defensive assistant. |
| Feb. 10 | Quarterback Dan Marino, the Dolphins' first-round draft choice in 1983 and the NFL's all-time leading passer, voids the final two years of his contract, thus becoming a free agent. |
| Mar. 13 | Dan Marino announces his retirement from professional football. |
| Apr. 14 | The Dolphins unveil Dan Marino's permanent encased locker at the team's Nova Southeastern University training facility, the first of its kind in club history. |
| May 3 | The Dolphins name Rick Spielman as Vice President-Player Personnel. |
| June 12 | Huizenga Holdings, Inc., the private company that represents many of the non-publicly traded business interests of the Huizenga family, announces that it retained the investment banking firm of Morgan Stanley Dean Whitter to explore strategic alternatives regarding the financial structure of the Miami Dolphins and Pro Player Stadium. Alternatives include the potential of additional investors in the team and the stadium, as well as naming rights for the stadium. |
| Aug. 21 | The portion of N.W. 199 Street in front of Pro Player Stadium is re-named "Dan Marino Boulevard." The new address for the Dolphins' home becomes 2269 Dan Marino Boulevard. |
| Aug. 23 | More than 50,000 fans show up at Pro Player Stadium for the public tribute to Dan Marino. The night's festivities include appearances by the five other members of the famed quarterback "Class of '83" – John Elway, Jim Kelly, Todd Blackledge, Tony Eason and Ken O'Brien – as well as former Dolphins Head Coach Don Shula andformer Steelers quarterback Terry Bradshaw. The band "Hootie and the Blowfish" provide the musical entertainment, while the four-hour event concludes with a gala fireworks display. |
| Sept. 3 | Jay Fiedler opens at quarterback in the Dolphins' season-opener against Seattle at Pro Player Stadium. Fiedler is the first quarterback to start on opening day for the Dolphins other than Dan Marino since 1983. Fiedler completes 15 of 24 passes for 134 yards with one touchdown and no interceptions in the Dolphins' 23-0 win, the third shutout victory on opening day in franchise history and the first since 1983. |
| Sept. 17 | The Dolphins defeat the eventual Super Bowl champion Baltimore Ravens, 19-6, in a game that was played through a steady rain at Pro Player Stadium. At halftime of the game, former quarterback Dan Marino has his jersey No. 13 retired, the second Dolphin ever to receive that honor. He also becomes the 13th member of the Dolphin Honor Roll. |
| Dec. 24 | The Dolphins earn a 27-24 victory over the Patriots on Christmas Eve at Foxboro Stadium to claim the 12th AFC East title in club history and the first since 1994. Thirty-five minutes following the apparent conclusion of the game, both teams are summoned back onto the field after it is determined that three seconds still remain with the Patriots having the ball at their own 40. Michael Bishop's final pass attempt of the game falls incomplete at about the Dolphins' 25. |
| Dec. 30 | The Dolphins erase a 14-0 third-quarter deficit by scoring 23 of the next 26 points en route to a 23-17 overtime win against the Colts in an AFC First-Round Playoff game at Pro Player Stadium. It marks the second-largest comeback win in Dolphins postseason annals. The winning points are scored on a 17-yard run by running back Lamar Smith with 3:34 to play in the first overtime. It caps a day in which Smith set an NFL playoff record with 40 rushing attempts. His 209 rushing yards is the second-highest figure in NFL playoff history and the most-ever by a Dolphin (regular season or postseason) at the time. |

| 2001 | |
|---|---|
| Jan. 15 | Keith Armstrong is named special teams coach and Tony Wise is hired as offensive line coach. |
| Jan. 27 | Former linebacker Nick Buoniconti, who anchored Miami's "No-Name" defense, leading the Dolphins to two straight Super Bowl victories, becomes the eighth former Dolphin to be elected into the Pro Football Hall of Fame, and the first defensive player. |
| Feb. 2 | Head Coach Dave Wannstedt signs a one-year contract extension through the 2003 season. |
| Mar. 1 | Bob Sanders is named linebackers coach, replacing Randy Shannon, who became the defensive coordinator at the University of Miami. |
| May 9 | Vice President of Player Personnel Rick Spielman signs a one-year contract extension through the 2003 season. In addition, Ron Labadie is promoted to Director of College Scouting, after serving as the Dolphins' midwest scout since 1990. Tom Braatz, the team's Director of College Scouting since 1992, is named as a scout, and John Crea is named as the Dolphins' midwest area scout. |
| June 4 | George Paton is named Director of Pro Personnel. |
| Aug. 4 | Former linebacker Nick Buoniconti is inducted into the Pro Football Hall of Fame, the eighth Dolphin and first defensive player to earn that honor. |
| Sept. 13 | In the wake of the September 11 terrorist attacks, the NFL announces that it will cancel games for the weekend of September 16-17. The Dolphins game against the Buffalo Bills at Pro Player Stadium is re-scheduled for Sunday, January 6. |
| Dec. 10 | The Dolphins earn a resounding 41-6 victory over the Indianapolis Colts on a Monday night at Pro Player Stadium, the last game that these two teams would play as AFC East opponents, prior to realignment in 2002. For the Dolphins, it is their 36th victory on Monday Night Football, as they surpass San Francisco as the winningest team in MNF history. |
| Dec. 16 | The Dolphins are handed a 21-0 shutout by the San Francisco 49ers at 3Com Park. Coupled with their 24-0 loss to the Jets at Pro Player Stadium on November 18, it marks just the third time in franchise history and the first time since 1970 that the Dolphins suffer two shutout losses in the same season. |
| Dec. 22 | Playing their third game in 13 days, the Dolphins drop a 20-13 decision to the New England Patriots in the last regular season game ever played at Foxboro Stadium. |
| Dec. 30 | With a 21-14 win over Atlanta at Pro Player Stadium, the Dolphins clinch their fifth playoff appearance in a row, as they become the only NFL team to reach the postseason in each of these five years, a span ranging from 1997-01. |

| 2002 | |
|---|---|
| Jan. 28 | Bryan Wiedmeier is promoted to Executive Vice President and Chief Operating Officer and Rick Spielman is promoted to Senior Vice President – Football Operations/Player Personnel. |
| Feb. 5 | The Dolphins name Norv Turner as their Assistant Head Coach/Offensive Coordinator. |
| Feb. 13 | Head Coach Dave Wannstedt signs a one-year contract extension through the 2004 season. |
| March 14 | The Dolphins and WQAM Radio sign a new two-year contract for the station to continue to serve as the team's flagship through 2003. |
| June 5 | At the team's annual Kickoff Banquet, President Eddie Jones announces that former running back Larry Csonka will have his uniform jersey No. 39 retired during halftime ceremonies of the Dolphins' December 9 game against Chicago at Pro Player Stadium. Csonka will become the third player to receive this honor, joining QB Bob Griese (No. 12 on May 6, 1982) and QB Dan Marino (No. 13 on September 17, 2000). |
| Sept. 8 | The Dolphins record their 11th consecutive opening day victory with a 49-21 decision over the Detroit Lions at Pro Player Stadium. Making his Dolphins debut, RB Ricky Williams rushes for 111 yards and two touchdowns on 20 carries, the fifth-highest rushing total by a player in his initial appearance as a Dolphin. |
| Sept. 22 | The Dolphins snap an eight-game losing streak to the Jets with a convincing 30-3 win at Pro Player Stadium. The victory also marks the Dolphins' 17th straight at home during the regular season in the months of August/September. Ricky Williams rushes for 151 yards and a touchdown on 24 attempts, becoming the first player in team history to amass three straight 100-yard rushing games. Coupled with his 132-yard effort the previous week at Indianapolis, his two-game rushing total of 283 yards sets a new Dolphins record, surpassing the old mark of 273, which had been held by Bernie Parmalee since 1994. Williams will go on to break this two-game record three subsequent times during the course of the season. |
| Oct. 13 | In their first of four prime-time appearances of the year, the Dolphins register a 24-22 win over the Denver Broncos in their first-ever visit to INVESCO Field at Mile High. Jason Elam's 55-yard field goal with 45 seconds to play gives Denver a 22-21 lead. Olindo Mare counters with a 53-yarder with six seconds remaining to lift the Dolphins to the victory. It marks the first time in NFL history that a kicker from each team has accounted for a field goal of 50 yards or longer with less than a minute to play in a game. |
| Nov. 24 | Ricky Williams establishes a new club single-season standard with his sixth 100-yard rushing game of the season with a 143-yard, two-touchdown effort in a 30-3 victory over San Diego at Pro Player Stadium. He breaks the old mark of five, which was first set by Delvin Williams in 1978. |
| Dec. 1 | Ricky Williams further etches his name into the Dolphins' record book when he rushes for 228 yards and two touchdowns on 27 carries in a 38-21 loss to the Bills in Buffalo. This single-game total surpasses the previous record of 209 yards, set by Lamar Smith in a 2000 First-Round Playoff victory over Indianapolis. In the process, Williams also surpasses Delvin Williams' club single-season record of 1,258 yards, achieved in 1978. In addition, with Williams overtaking the 1,200-yard rushing mark, the conditional third-round draft choice in 2003 that the Dolphins sent to the Saints in the trade for Williams on March 8, now becomes a second-round pick. |

## 2002

| | |
|---|---|
| Dec. 9 | In a 27-9 victory over the Chicago Bears in a Monday night game at Pro Player Stadium, Ricky Williams becomes just the third player (fourth time) in NFL history to amass back-to-back 200-yard rushing games, as he runs for 216 yards and two touchdowns on 31 carries. He joins Hall of Famers O.J. Simpson (1973, 1976) and Earl Campbell (1980) as the only players to achieve this feat. His two-game rushing total of 444 yards is the fourth-most in NFL annals, while his 587 yards over the three-game span is third-most in league history. In the process, he breaks his own club record with his fourth consecutive 100-yard rushing performance. It also represents his fourth straight game with a pair of rushing scores. His total for the game gives him 1,500 yards for the season, as the second-round draft choice that the Saints get from the Dolphins as part of the trade now becomes a first-rounder in '03. At halftime of the game, former FB Larry Csonka has his jersey No. 39 retired, just the third Dolphin ever to receive that honor, joining quarterbacks Bob Griese (No. 12) and Dan Marino (No. 13). |
| Dec. 21 | Jason Taylor is credited with 1.5 sacks as he ties Bill Stanfill's club single-season record for sacks with 18.5, during the game against the Vikings at the Hubert H. Humphrey Metrodome. Taylor also extends his streak of consecutive games with a sack to eight. That streak will come to an end in the season finale the following week as he is shut out by the Patriots. Taylor's sack total leads the NFL in 2002, as he becomes the first Dolphin ever to achieve that feat. |
| Dec. 29 | Ricky Williams rushes for 185 yards and two touchdowns on 31 attempts against the Patriots in Miami's first-ever visit to Gillette Stadium. His second score of the game occurs on a 14-yard run in the second quarter, his 16th rushing score of the season and establishes a new Dolphins single-season record for rushing touchdowns, surpassing the previous mark of 15 set by Karim Abdul-Jabbar in 1997. Williams also finishes the year as the team's single-season leader for rushing yards (1,853), attempts (383), 100-yard rushing games (10) and total yards from scrimmage (2,216). His rushing yardage total also leads the NFL in 2002, as he becomes the first Dolphin ever to earn that distinction. |

## 2003

| | |
|---|---|
| Feb. 2 | Ricky Williams rushes for 56 yards and two touchdowns on 11 attempts, catches three passes for 18 yards while also forcing a fumble on special teams in the AFC's 45-20 victory over the NFC in the Pro Bowl in Honolulu. For his efforts, Williams is named the game's MVP, just the second Dolphin ever to win that honor, joining kicker Garo Yepremian who came away with the award in the 1974 game. |
| Feb. 13 | The Dolphins name Glenn Pires as assistant defensive line coach. |
| May 2 | Tom Braatz, a veteran of 38 seasons as an NFL front office executive, announces his retirement. Chris Grier, the team's southeast college scout the past three years, is promoted to national scout. |
| May 9 | Quarterbacks Coach Mike Shula, who played quarterback at the University of Alabama from 1983-86, is introduced as the school's head coach. |
| Oct. 27 | The Dolphins record a 26-10 victory over the San Diego Chargers in a Monday night game at Sun Devil Stadium in Tempe, Arizona. The game originally was scheduled to be played at Qualcomm Stadium in San Diego, but is moved because of wildfires that devastate Southern California. After arriving in San Diego Sunday evening, the Dolphins board a flight to Phoenix the morning of the game, at approximately 11:00 a.m. (PT). |
| Nov. 23 | In a Sunday night game against Washington at Pro Player Stadium, the Dolphins don orange jerseys in a 24-23 win over the Redskins. It is the first time in franchise history that the Dolphins have worn a jersey color other than white or aqua. |
| Nov. 27 | The Dolphins improve their Thanksgiving Day record to 4-1 with a 40-21 victory over the Dallas Cowboys at Texas Stadium. The Dolphins wear their "throwback" jerseys, commemorating the 30th anniversary of the 1973 team that captured the club's second straight Super Bowl title. |
| Dec. 15 | At halftime ceremonies against the Philadelphia Eagles at Pro Player Stadium, former wide receivers Mark Duper and Mark Clayton become the 14th and 15th members of the Dolphin Honor Roll. |
| Dec. 21 | In a 20-3 win over the Buffalo Bills at Ralph Wilson Stadium, DE Jason Taylor registers three sacks, and in the process becomes the Dolphins' all-time sack leader, surpassing Bill Stanfill, whose mark of 67.5 had stood since 1976. |
| Dec. 29 | Chairman of the Board and Managing General Partner H. Wayne Huizenga announces that the Dolphins will restructure their football operations for the 2004 season, including the search for a General Manager who will be responsible for all personnel matters on both the professional and college levels, as well as the makeup of the Dolphins roster. Head Coach Dave Wannstedt is given a two-year contract extension through the 2006 season. |

## 2004

| | |
|---|---|
| Jan. 12 | Rick Spielman is promoted to General Manager from Senior Vice President-Football Operations/Player Personnel, a position in which he had served since 2002. He first joined the club as Vice President-Player Personnel since 2000. In addition, Dan Marino is named Senior Vice President/Football Operations. |
| Jan. 26 | Joel Collier is promoted to offensive coordinator from running backs coach. He takes over the spot which became vacant when Norv Turner was named Head Coach with he Oakland Raiders. Marc Trestman is named assistant head coach/quarterbacks. Miami native Jerry Sullivan is appointed wide receivers coach. |
| Feb. 2 | Bernie Parmalee is promoted to running backs coach from assistant special teams/offensive assistant, while Chris Foerster is named tight ends coach after handling that same position with the Indianapolis Colts each of the previous two seasons. |
| Feb. 3 | Dan Marino resigns as Senior Vice President/Football Operations, saying, "I knew it would involve a significant lifestyle change but after further reflection, it became clear that those adjustments were ones that my family and I are not prepared to make at this time. As a result, I have decided that it would not be in the best interests of either my family or the Miami Dolphins to assume the role as the team's Senior Vice President of Football Operations." |

## 2004

| | |
|---|---|
| May 10 | Head Coach Dave Wannstedt announces several adjustments to the coaching staff for the 2004 season. Chris Foerster, who was hired earlier in the offseason to coach the team's tight ends, was named offensive coordinator. Joel Collier will return to coaching the running backs, a position that he had held since 1998. Bernie Parmalee, who had been named running backs coach in the offseason following two years as an offensive assistant, will tutor the Dolphins' tight ends. These changes were necessitated because of health-related reasons on the part of Collier. |
| July 25 | Running back Ricky Williams informs the Miami Herald of his intention of retiring from professional football. |
| July 30 | On the day the Dolphins report for the 39th training camp in franchise history, the club places Ricky Williams on its Reserve/Did Not Report list. |
| Sept. 9 | Because of the threat of Hurricane Ivan, the Dolphins regular season opener against Tennessee is moved up one day, from September 12 to September 11, at Pro Player Stadium. |
| Sept. 26 | Kickoff for the Dolphins-Steelers game at Pro Player Stadium is moved from 1:00 p.m. to 8:30 p.m., one day after South Florida feels the effects of Hurricane Jeanne. |
| Oct. 10 | Kicker Olindo Mare aggravates a calf injury during pre-game warm-ups prior to a game against New England at Gillette Stadium. It thrusts return man Wes Welker into kicking duties. Not only did Welker perform his usual punt and kickoff return chores, but he also converted both a 29-yard field goal attempt and a PAT, and kicked off as well, becoming the first player in NFL history to do all five in the same game. Although the Dolphins lost, 24-10, Welker was named AFC Special Teams Player of the Week. |
| Nov. 9 | Dave Wannstedt steps aside as head coach. Defensive coordinator Jim Bates takes over on an interim basis. |
| Nov. 21 | In Jim Bates' first game as head coach, the Dolphins suffer a 24-17 loss at Seattle, dropping their record to 1-9, clinching the franchise's first losing season since 1988. |
| Nov. 28 | After spending the entire week in San Francisco preparing for their game against the 49ers, the Dolphins give Jim Bates his first win as an NFL head coach by virtue of their 24-17 victory at Monster Park. |
| Dec. 25 | While in Orlando, Fla., preparing for his team's Capital One Bowl game against Iowa, LSU Head Coach Nick Saban announces that he will accept an offer to become the sixth head coach in Dolphins history. |
| Dec. 27 | Nick Saban signs a five-year contract to become head coach of the Dolphins. |

## 2005

| | |
|---|---|
| Jan. 10 | Chairman of the Board and Managing General Partner H. Wayne Huizenga announces major organizational and stadium changes through the creation of an innovative sports and entertainment company, Dolphins Enterprises, LLC. This company now will serve as an umbrella for all of the Huizenga sports and entertainment entities. In addition, Pro Player Stadium is re-named Dolphins Stadium. Improvements to the stadium include a remodeled club level and luxury suites, improved traffic flow, additional parking and state-of-art scoreboards. |
| Jan. 10 | Derek Dooley, Will Muschamp and Bobby Williams, all of whom were on Nick Saban's staff at LSU in 2004, are named as assistants on the Dolphins' staff. Scott O'Brien, the special teams coach with Carolina the past six seasons, is named Coordinator of Football Operations. Jim Bates informs Nick Saban that he will not be returning to the Dolphins' coaching staff in 2005. |
| Jan. 13 | Former Dallas Cowboys and NFL executive Joe Bailey is named Chief Executive Officer of Dolphins Enterprises, LLC. |
| Jan. 19 | Former Minnesota Vikings offensive coordinator Scott Linehan is named to the same post with the Dolphins. George Edwards, Travis Jones and Dan Quinn all are named assistants on the defensive side of the ball. |
| Jan. 25 | Charlie Baggett is named wide receivers coach and Hudson Houck is named offensive line coach. |
| Feb. 2 | Jason Garrett, who concluded his 12-year career as a player by spending the final six games of 2004 with the Dolphins, is named the team's quarterbacks coach. |
| Feb. 5 | In his first year of eligibility, former quarterback Dan Marino is one of four elected into the Pro Football Hall of Fame, becoming the ninth former Dolphin to earn this honor. |
| Feb. 14 | Tim Davis is named assistant offensive line coach and Bert Hill is named associate strength coach. |
| March 1 | Richard Smith is named defensive coordinator. In addition, Dolphins Head Coach Nick Saban announces the assignments of several coaches who had previously been hired to the staff; Derek Dooley-tight ends, George Edwards-linebackers, Travis Jones-assistant defensive line, Will Muschamp-assistant head coach/defense, Dan Quinn-defensive line, Bobby Williams-running backs. Among his responsibilities, Muschamp will work with the team's safeties and the nickel package. |
| March 15 | The Dolphins enter into a multi-year partnership with 790 The Ticket, in which the station will serve as the team's flagship through at least the 2006 season. |
| June 3 | General Manager Rick Spielman announces that he is leaving the organization. |
| June 6 | The Dolphins announce the hiring of Randy Mueller as general manager. |
| June 8 | At the team's annual Awards Banquet, it is announced that the Leadership Award is renamed the "Don Shula Leadership Award." In addition, former team President Eddie Jones is named the first winner of the new "Winning Edge Award." |
| June 9 | Former tackle Richmond Webb signs a one-day contract with the team, allowing him to retire as a Dolphin. |
| July 14 | Former wide receiver Nat Moore is added to the Dolphins radio broadcast team on 790 The Ticket as the sideline reporter. He joins fellow former Dolphins Jimmy Cefalo (play-by-play) and Joe Rose (analyst), as the Dolphins become the only NFL team to have three alumni on their game broadcasts. |
| Aug. 7 | QB Dan Marino becomes the ninth former Dolphin and eighth player to be inducted into the Pro Football Hall of Game in Canton. More than 20,000 – most of whom are Marino fans – pack Fawcett Stadium. Dolphins Chairman of the Board and Managing General Partner H. Wayne Huizenga flies team employees and their families to Canton for the ceremonies. |
| Oct. 6 | Dolphins Stadium is awarded Super Bowl XLIV following the 2009 season, the second time in a matter of four years and the 10th time overall that the Super Bowl will have been staged in South Florida. |

## 2005

| | |
|---|---|
| Oct. 7 | The Dolphins announce that the busts of their nine Hall of Famers will be on display at Dolphins Stadium from October 22-29 as part of the newly created "Gallery of Legends." |
| Oct. 20 | The impending arrival of Hurricane Wilma forces the Dolphins to move their Sunday, October 23 home against the Kansas City Chiefs up two days to Friday, October 21 at 7:00 p.m. It is the third time in two years that the Dolphins have had either the date or time of a home game altered because of a hurricane. The opening of the "Gallery of Legends," slated for October 22, also is postponed. |
| Nov. 2 | The "Gallery of Legends" makes its public debut at Dolphins Stadium. |
| Nov. 6 | At halftime of the Dolphins' game against the Atlanta Falcons at Dolphins Stadium, Dan Marino is presented with his Hall of Fame ring, an event that originally was scheduled to take place at the October 23 game against Kansas City, but postponed because of Hurricane Wilma. |
| Dec. 4 | Trailing the Buffalo Bills 21-0 in the second quarter, the Dolphins go on to score 24 of the game's next 26 points, including 21 in the fourth quarter, as they register the second-largest comeback win in team history, 24-23. Chris Chambers highlights the victory as he sets Dolphins single-game records for both receptions (15) and receiving yards (238). |
| Dec. 11 | The Dolphins earn a 23-21 victory over the San Diego Chargers at Qualcomm Stadium. It marks Miami's second win on the West Coast in a matter of three weeks, as they recorded a 33-21 victory over the Raiders in Oakland on November 27. It is the first time in team history that they have won two road games in the Pacific Time Zone in the same season. |
| Dec. 21 | WR Chris Chambers, DE Jason Taylor and LB Zach Thomas are named to the AFC Pro Bowl squad. For Thomas, it is the sixth selection of his career, the most of any defender in Dolphins history. |

## 2006

| | |
|---|---|
| Jan. 10 | Bryan Wiedmeier is elevated to President/COO of the Miami Dolphins. Wiedmeier had served the club since 1981, including the last four years as Executive Vice President/COO. |
| Jan. 22 | Former Buffalo Bills Head Coach Mike Mularkey is named offensive coordinator, taking over for Scott Linehan, who after just one year in his post with the Dolphins, was named head coach with the St. Louis Rams. |
| Jan. 24 | Former Carolina Panthers and Houston Texans Head Coach Dom Capers joins the Dolphins staff as a special assistant to Head Coach Nick Saban. |
| Apr. 8 | In conjunction with Season Ticket Holder Appreciation Day, Dolphins Enterprises CEO Joe Bailey announces a major repositioning of Dolphins Stadium. Anchored by the unveiling of a new stadium logo and the world's largest hi-definition video boards, the announcement included renaming the stadium "Dolphin Stadium" and a marketing strategy that will position the stadium to be one of the world's leading sports and entertainment facilities. |
| Apr. 25 | The NFL announces that running back Ricky Williams will be suspended for at least one year for violating the league's substance abuse policy. |
| Nov. 19 | Jason Taylor scores on a 51-yard interception return to lead the Dolphins to a 24-20 win over the Minnesota Vikings at Dolphin Stadium. Taylor's touchdown is the seventh of his career, which ties George Martin's NFL record for most career touchdowns by a defensive lineman. Taylor's interception return for a score, coupled with safety Renaldo Hill's 48-yard fumble return for a touchdown, marks just the second time in franchise history that the Dolphins have had a fumble return for a touchdown and an interception return for a touchdown in the same game. |
| Dec. 3 | Former safety Dick Anderson becomes the 16th member of the Dolphin Honor Roll during halftime ceremonies of the game against Jacksonville at Dolphin Stadium. |
| Dec. 19 | Linebacker Zach Thomas and defensive end Jason Taylor are named to the AFC Pro Bowl squad. For Thomas, it is the seventh such honor of his career, tying him with Richmond Webb for the second-most selections in franchise history. |
| Dec. 25 | At halftime ceremonies of the Jets game at Dolphin Stadium, former tackle Richmond Webb becomes the 17th member of the Dolphin Honor Roll. |

## 2007

| | |
|---|---|
| Jan. 3 | Head Coach Nick Saban resigns his post with the Dolphins after accepting the same position at University of Alabama. |
| Jan. 5 | Defensive end Jason Taylor is named the Associated Press Defensive Player of the Year, becoming the third Dolphin to earn that honor, joining safety Dick Anderson (1973) and defensive end Doug Betters (1983). |
| Jan. 19 | Cam Cameron, the offensive coordinator with the San Diego Chargers since 2002, is named the seventh head coach in Dolphins history. |
| Feb. 2 | At an international press conference at the Miami Beach Convention Center, it is announced that the Dolphins will take part in the first-ever NFL regular season game to be staged outside of North America, as they will face the New York Giants on October 28, 2007 at London's Wembley Stadium. |
| Mar. 16 | Dennis Sym, more commonly known to Dolphins Fans as "Dolfan Denny' dies at the age of 72. Sym led Miami crowds in cheers and chants in his glittering orange and aqua hat from the Dolphins' first game in 1966, starting in the stands. In 1976, then team Chairman of the Board and Managing General Partner Joe Robbie asked Denny to move down to the field as the team's official motivator. Sym retired in 2000. |
| Apr. 23 | WQAM Radio enters into an agreement with the Dolphins to air Dolphins games once again, starting in 2007 and running through at least 2009. |
| Oct. 7 | Jason Taylor starts his 119th straight game in a matchup against the Texans at Houston's Reliant Stadium, setting a new Dolphins record, one that was formerly held by Richmond Webb. |
| Oct. 21 | In a 49-28 loss to the New England Patriots at Dolphin Stadium, Jason Taylor intercepts a Matt Cassel pass and returns it 36 yards for a TD, giving him eight career touchdowns. In the process, he sets an NFL record for most career touchdowns by a defensive lineman. He had been tied with former New York Giant George Martin. |

## 2007

| | |
|---|---|
| Dec. 16 | Three plays after Matt Stover misses a 44-yard field goal attempt on the first possession of overtime, Cleo Lemon hits Greg Camarillo, who outraces a Ravens secondary for a 64-yard touchdown, as the Dolphins record a 22-16 victory over Baltimore at Dolphin Stadium, their lone win of 2007. At halftime of the game, the Dolphins honor their 1972 Perfect Season Team, who are celebrating its 35th anniversary of having gone 17-0. |
| Dec. 20 | Bill Parcells, a head coach in the NFL for 19 years, most recently with Dallas in 2006 and whose teams reached the Super Bowl three times, including a pair of championships, is named the Dolphins' Executive Vice President of Football Operations. |
| Dec. 23 | Jason Taylor plays in his 129th straight league game in a contest against the Patriots at Foxborough Stadium, establishing a new Dolphins record, one that was formerly held by Jim Langer. |
| Dec. 31 | It is announced that General Manager Randy Mueller will be leaving the club. |

## 2008

| | |
|---|---|
| Jan. 2 | Jeff Ireland, a member of the Dallas Cowboys personnel department since 2001, including the past three seasons as Vice President of College Scouting, is named General Manager. |
| Jan. 3 | Head Coach Cam Cameron and all but two members of his staff (George Edwards, Steve Hoffman) are released from their duties. |
| Jan. 16 | Tony Sparano, a veteran of nine seasons as an NFL assistant, including the past four with the Dallas Cowboys, is named the eighth head coach in Dolphins history. |
| Feb. 3 | Just prior to kickoff of Super Bowl XLII between the Patriots and Giants at University of Phoenix Stadium, Jason Taylor is named the Walter Payton NFL Man of the Year for his work off the field. He becomes the third player to win this prestigious award as a Dolphin, joining a pair of Hall of Famers in Dwight Stephenson (1985) and Dan Marino (1998). |
| Feb. 22 | Chairman of the Board and Managing General Partner Wayne Huizenga announces that Stephen M. Ross of New York and Palm Beach has become a 50 percent partner in the franchise, the stadium and the surrounding developable land. The transaction is contingent upon approval of the National Football League. |
| March 31 | At the NFL Annual Meeting in Palm Beach, Fla., the league unanimously approves the sale of 50 percent of the Miami Dolphins to Stephen M. Ross. |
| Apr. 22 | Owning the No. 1 pick in the NFL Draft for the first time in team history, the Dolphins sign University of Michigan tackle Jake Long to a multi-year contract, making him the top pick in the draft, four days before the first day of the draft (April 26). |
| Sept. 21 | The Dolphins defeat the New England Patriots, 38-13, at Gillette Stadium, snapping the Patriots' 19-game regular season winning streak. In the game, the Dolphins unveil their Wildcat offense, which produces four touchdowns, each of which involves Ronnie Brown. They include three rushing scores while Brown also throws a touchdown. Brown racks up four rushing scores overall on the afternoon, a new Dolphins record. |
| Dec. 7 | The Dolphins and Bills take part in the NFL's first-ever regular season game staged in Canada as the Dolphins record a 16-3 victory at the Rogers Centre in Toronto. |
| Dec. 14 | At halftime of a 14-9 win over San Francisco at Dolphin Stadium, Bob Baumhower and Doug Betters become the 18th and 19th members of the Dolphin Honor Roll during halftime ceremonies. |
| Dec. 21 | The Dolphins rack up 403 yards of total offense en route to a 38-31 victory over Kansas City at Arrowhead Stadium. It's a game in which the lead changes hands seven times. The mercury at kickoff read 10 degrees, making it the coldest game in Dolphins history. With a wind chill, the temperature is minus-12 degrees. |
| Dec. 28 | The Dolphins cap a 10-game turnaround from 2007 with a 24-17 victory over the Jets at the Meadowlands, giving the Dolphins a record of 11-5 and the AFC East title, just one year after finishing 1-15. The 10-game improvement ties the 1999 Indianapolis Colts for the largest in NFL history. |
| Dec. 30 | The National Football League announces that Dolphin Stadium will host the Pro Bowl on January 31, 2010, one week prior to also hosting Super Bowl XLIV. It will be the first time the game is played prior to a Super Bowl and only the second Pro Bowl played in the same city as the Super Bowl. The Los Angeles Coliseum hosted the first Super Bowl on January 15, 1967 as well as that year's Pro Bowl. |

## 2009

| | |
|---|---|
| Jan. 15 | Dave DeGuglielmo is named offensive line coach. |
| Jan. 20 | Wayne Huizenga and Stephen M. Ross jointly announce that Ross has closed on the purchase of an additional 45 percent of the Miami Dolphins and Dolphin Stadium. Coupled with his earlier purchase of 50 percent of the franchise, the stadium, and the excess developable land last Feb. 22, Ross now has 95-percent controlling-interest of the Dolphins and the stadium while Huizenga will retain a five-percent share of both and remains a 50 percent partner in that land. |
| Jan. 20 | Rookie tackle Jake Long is added to the AFC Pro Bowl squad. He becomes just the fourth No. 1 overall pick in the draft to earn this honor since 1970, and the first one who was not a running back. |
| Feb. 21 | Darren Rizzi is named assistant special teams coach. |
| May 3 | Mike Dee is named as Chief Executive Officer of the Miami Dolphins and Dolphin Stadium by Dolphins Chairman of the Board and Managing General Partner Stephen M. Ross. |
| May 8 | Chairman of the Board and Managing General Partner of the Miami Dolphins, Stephen M. Ross, and celebrated singer songwriter Jimmy Buffett announce that Dolphin Stadium will be renamed Land Shark Stadium. The unique branding brings Buffett's Margaritaville and Land Shark themes to enhance the game-day experience. To mark the announcement, Buffett performs three songs and unveils the new lyrics to his iconic song "FINS", written expressly for the team. |
| June 25 | Stephen M. Ross, Chairman of the Board and Managing General Partner of the Miami Dolphins, announces that 19-time Grammy Award-winning producer Emilio Estefan and international superstar Gloria Estefan are joining the organization as limited partners of the franchise. The Estefans are the first Cuban-Americans to hold a stake in an NFL franchise and one of the few Hispanics league-wide to hold this unique distinction. |

| 2009 | |
|---|---|
| July 21 | Chairman of the Board and Managing General Partner of the Miami Dolphins, Stephen M. Ross announces that Grammy Award-winning singer/songwriter Marc Anthony is joining the organization as a limited partner of the franchise. |
| Aug. 7 | Miami Dolphins Chairman of the Board and Managing General Partner Stephen Ross announces that world-renowned artist Romero Britto will bring Land Shark Stadium alive through his iconic art. The stadium's helixes and gate entrances will be adorned by Britto's high-energy and vibrant art, adding life and a touch of South Florida to the venue. In connection with the Dolphins celebration of Hispanic Heritage Month, children from various community organizations under the Brazilian artist's direction help paint the helixes with Britto's pulsating colors and pop themes. |
| Aug. 25 | Chairman of the Board and Managing General Partner of the Miami Dolphins, Stephen M. Ross announces that Venus and Serena Williams, who have 18 Grand Slam tennis singles titles combined and are residents of Palm Beach Gardens, are joining the organization as limited partners of the franchise. The Williams sisters are the first female African-Americans to hold a stake in an NFL franchise and one of the few African-Americans league-wide to hold this unique distinction. |
| Sept. 21 | The Dolphins open the 2009 home schedule with a prime time Monday night ESPN contest against the Indianapolis Colts, marking the team's first prime time home opener since a Thursday night against the Pittsburgh Steelers on September 10, 1981 and the first home opener on Monday night since September 22, 1975 against the Oakland Raiders. |
| Oct. 12 | For the third time in team history (all in home prime time games), the Dolphins wear orange jerseys and defeat the New York Jets, 31-27, at Land Shark Stadium in a Monday Night contest. The win gives the Dolphins a perfect 3-0 record in those contests, having defeated the Washington Redskins, 24-23, on Nov. 23, 2008, and the New England Patriots, 29-28, on Dec. 20, 2004. |
| Oct. 13 | The National Football League approves Stacy Ann Ferguson as a proposed limited partner of the franchise during the NFL Fall Meetings that were held in Boston. Ferguson, who is better known by the stage name 'Fergie', the female vocalist of the hip hop/pop group the Black Eyed Peas, is the sixth celebrity partner approved by the NFL and added to the franchise by Chairman of the Board and Managing General Partner Stephen M. Ross. |
| Nov. 1 | In the Dolphins' 30-25 victory over the New York Jets at Giants Stadium, Ted Ginn, Jr. becomes the first player in NFL history with two touchdowns of 100 yards or more in the same game, running kickoffs back 100 and 101 yards for touchdowns, both in the third quarter. The third-year veteran also becomes the eighth player in NFL history with two kick return touchdowns in a game. Additionally, Ginn becomes the first player to record two returns for touchdowns in the same quarter since Green Bay's Travis Williams accomplished the feat November 12, 1967 vs. the Cleveland Browns in Milwaukee County Stadium. Ginn also records the second most kickoff return yards in a game in NFL history with 299 yards, which is second to Tyrone Hughes of the New Orleans Saints who registered 304 yards against the L.A. Rams on October 23, 1994. |
| Dec. 20 | Ricky Williams has 19 carries for 80 yards at Tennessee, eclipsing the 1,000-yard mark for the season. Williams finishes the season with 1,121 rushing yards and breaks the NFL record for longest span between 1,000-yard seasons. Williams' last 1,000-yard season came in 2003, six seasons earlier. He finished second to Ernest Byner by 98 yards for the most yards in a single season between 1,000 yard rushing seasons. |

| 2010 | |
|---|---|
| Jan. 19 | Bill Sheridan is named linebackers coach. |
| Jan. 20 | Mike Nolan is named defensive coordinator, replacing Paul Pasqualoni. |
| Jan. 20 | The Miami Dolphins and the U.S. division of Sun Life Financial Inc. (NYSE: SLF, TSX: SLF) announce a multi-dimensional partnership that results in the team playing in what is now called "Sun Life Stadium." |
| Jan. 31 | The Miami Dolphins unveil the "Perfect Moment in Time" statue in honor of Hall of Fame Coach Don Shula. The bronze statue adorns the entrance of the new Dolphins corporate headquarters at Sun Life Stadium, marking the return of the Dolphins front office to Miami-Dade County after 16 years. In addition, the stadium address is announced as 347 Don Shula Drive in honor of the head coach's career victory total. |
| Jan. 31 | The 2010 Pro Bowl, the first contested prior to the Super Bowl and only the second Pro Bowl played in the same city as the Super Bowl, is staged at Sun Life Stadium. Houston Texans quarterback Matt Schaub is named the games' MVP while leading the AFC to a 41-34 win. |
| Feb. 24 | Joe Danna is named assistant defensive backs coach. |
| Mar. 1 | The Dolphins announce a six-year radio broadcast rights partnership with Clear Channel Communications that results in WBGG (105.9 FM) and WINZ (940 AM) becoming the Dolphins flagship stations. |
| May 20 | In an emotional press conference, Zach Thomas announces his retirement after signing a free agent contract with the Dolphins. It allows him to finish his career with the team that he played for in his first 12 seasons in the league (1996-2007), making seven Pro Bowls and registering 100 or more tackles in all but one season in that span. |
| Oct. 5 | Darren Rizzi is promoted to special teams coach. He had served as the team's assistant special teams coach since 2009. |
| Oct. 19 | The Dolphins break their own record for the largest total for a single-site, one-day blood drive in Florida history during the Second Annual Touchdown for Life Blood Drive at Sun Life Stadium. A record 1,567 participants registered, exceeding last year's record in which there were 1,003 blood donors. |
| Nov. 14 | The Miami Dolphins honor long-time Miami Herald columnist Edwin Pope by naming the press box at Sun Life Stadium the "Edwin Pope Press Box." |
| Nov. 18 | During halftime ceremonies of the team's game against the Chicago Bears, former Dolphins safety Jake Scott and defensive end Bill Stanfill become the 20th and 21st members to be inducted into the Dolphins Honor Roll. The pair were also teammates at the University of Georgia prior to joining the Dolphins. |
| Nov. 20-21 | More than 400 cyclists take part throughout two days of the inaugural Dolphins Cycling Challenge. DCC riders cycle across three South Florida counties and raised $533,106 to support cancer research and treatment for the Sylvester Comprehensive Cancer Center. |

| 2010 | |
|---|---|
| Dec. 5 | Dan Carpenter kicks a 60-yard field goal against the Cleveland Browns at Sun Life Stadium, which breaks the record for longest field goal in team history. The record had been set by Pete Stoyanovich who booted a 59-yard kick on November 12, 1989 at the New York Jets. |

| 2011 | |
|---|---|
| Jan. 2 | With six carries at New England, Ricky Williams sets the team record for most career rushing attempts with 1,509. Williams passes Hall of Famer Larry Csonka, who held the record with 1,506 attempts. |
| Jan. 8 | Head Coach Tony Sparano signs a contract extension through the end of 2013 season. |
| Jan. 19 | Brian Daboll is named offensive coordinator. |
| Jan. 20 | The Dolphins name Jeff Nixon as running backs coach and Darren Krein as head strength and conditioning coach. |
| Jan. 22 | General Manager Jeff Ireland signs a multi-year contract extension. |
| Jan. 24 | Dan Campbell is named tight ends coach. Campbell originally joined the staff prior to the 2010 season, serving as a coaching intern/offense. |
| Jan. 26 | The Dolphins announce several changes to their coaching staff. Special teams coach Darren Rizzi is promoted to special teams coordinator, Karl Dorrell is now the quarterbacks coach after directing the team's wide receivers, former offensive quality control coach Steve Bush is now the wide receivers coach, Dave Fipp is named as the assistant special teams coach, Tony Sparano, Jr. is named offensive quality control coach and Ike Hilliard joins the team as assistant wide receivers coach. |
| Feb. 21 | Former Dolphins Pro Bowl linebacker Bryan Cox returns to the organization as the team's pass rush coach. |
| May 4 | A public memorial service to celebrate the life and achievements of former Dolphins tight end and long-time broadcaster Jim "Mad Dog" Mandich, who passed alway on April 26 after a battle with bile-duct cancer, is held in front of a crowd of several thousand fans at Sun Life Stadium. At the celebration it is announced that Mandich will be the inducted to the Dolphin Honor Roll as a "Special Contributor." |
| Aug. 1 | Jason Taylor re-signs with the Dolphins for the third stint with the team. A veteran of 15 seasons, the former NFL Defensive Player of the Year (2006) and NFL Man of the Year (2007) has played with the Dolphins (1997-2007, 2009), Redskins (2008) and N.Y. Jets (2010). |
| Aug. 19 | Hall of Fame quarterback Bob Griese is added to the Dolphins radio booth, replacing Jim Mandich, who had passed away earlier that year in April. Griese rounds out the radio broadcast crew of play-by-play voice Jimmy Cefalo and color analyst Joe Rose. |
| Sept. 12 | Hours before the season opener against the Patriots, Dolphins Chairman of the Board and Managing General Partner Steve Ross is accompanied by Tim Robbie and Hall-of-Famers Dan Marino, Bob Griese, Larry Little and Dwight Stephenson as he re-dedicates a statue of team founder Joe Robbie on the newly named Joe Robbie Alumni Plaza, located at Gate C of Sun Life Stadium. The plaza will be the place where Dolphins legends from the player side and the fan side will be honored going forward. |
| Dec. 4 | A little more than an hour before the Dolphins and Raiders game at Sun Life Stadium, original Chairman of the Board and Managing General Partner Joe Robbie and nine Dolphins legends took their place on the newly minted Walk of Fame. The shrine surrounds a statue of the late Robbie as the centerpiece of the Joe Robbie Alumni Plaza. Hall-of-Famers Don Shula, Dan Marino, Bob Griese, Nick Buoniconti, Jim Langer, Larry Little, Larry Csonka and Dwight Stephenson and Paul Warfield joined Robbie in having their names immortalized in bronze. At halftime, former Dolphins tight end and broadcaster Jim Mandich became the 22nd member of the Dolphin Honor Roll. |
| Dec. 12 | Todd Bowles, who had served as Miami's Assistant Head Coach/Secondary since joining the organization prior to the 2008 season, is named as the team's interim head coach, replacing Tony Sparano. |
| Dec. 18 | Reggie Bush gains a career high 203 rushing yards in Miami's 30-23 win. The performance marks the fourth time in team history that a Dolphins running back surpasses the 200-yard rushing mark, joining Ricky Williams (228 yards at Buffalo on December 1, 2002 and 216 yards vs. Chicago on December 9, 2002) and Lamar Smith (209 yards vs. Indianapolis in an AFC Playoff contest on December 30, 2000). |
| Dec. 24 | Reggie Bush tops the 100-yard rushing mark for the fourth consecutive game with 113 yards at the Patriots and surpasses the 1,000-yard rushing mark. It marks the 12th time in team history that a Dolphins runner has posted a 1,000-yard rushing season. In the game, Bush and wide receiver Brandon Marshall become first 1,000-yard rushing and receiving tandem in a single season in franchise history. |

| 2012 | |
|---|---|
| Jan. 1 | Jason Taylor is carried off the field by his teammates in the final game of his record- setting career following Miami's 19-17 season-ending victory over the New York Jets. Taylor, who announced his retirement on December 28, 2011, finishes his career with 139.5 sacks (sixth-most in NFL history), an NFL-record six fumble returns for touchdowns and six Pro Bowl appearances. The win is the 400th regular season triumph in Dolphins history. |
| Jan. 20 | Joe Philbin is named as the tenth head coach in Miami Dolphins team history. Philbin joins Miami from the Green Bay Packers, where he originally joined the team on February 10, 2003 as assistant offensive line coach. He was promoted to tight ends/assistant offensive line on February 27, 2004 and was promoted by Head Coach Mike McCarthy to offensive line coach on January 17, 2006, and to offensive coordinator on January 15, 2007. |
| Jan. 27 | Mike Sherman is named as offensive coordinator and Kevin Coyle joins the organization as defensive coordinator. |
| Jan. 29 | Brandon Marshall catches six passes for 176 yards and four touchdowns in the Pro Bowl and is named as the game's MVP following a 59-41 AFC victory. Marshall joins kicker Garo Yepremian (1974) and running back Ricky Williams (2003) as the only Dolphins to be named as the MVP of the NFL's annual all-star game. |
| Jan. 30 | George Edwards is named as Miami's linebackers coach and Zac Taylor as assistant quarterbacks coach. The team also announces that tight ends coach Dan Campbell, strength coach Darren Krein and special teams coordinator Darren Rizzi have been retained on Head Coach Joe Philbin's staff. |

| 2012 | |
|---|---|
| Feb. 2 | Jim Turner is named as team's offensive line coach. The Dolphins also announce that defensive quality control coach David Corrao, assistant special teams coordinator Dave Fipp, assistant strength coach Dave Puloka and defensive line coach Kacy Rodgers have been retained on the coaching staff. |
| Feb. 4 | The Dolphins name Lou Anarumo as defensive backs coach, Phil McGeoghan as assistant wide receivers coach and Ken O'Keefe as the wide receivers coach. |
| Feb. 10 | Coach Joe Philbin completes his coaching staff by naming Blue Adams as assistant defensive backs coach, Charlie Bullen as defensive assistant, Ben Johnson as offensive assistant, Chris Mosley as assistant offensive line coach and announcing that running backs coach Jeff Nixon has been retained. |
| April 3 | The Miami Dolphins, Nike and the NFL reveal the team's new jersey at a special event in New York City. The primary change to the Dolphins uniform is performance-based with a new uniform material as well as cut of the jersey. The most noticeable design change is the "flywire technology" on the collar. |
| May 29 | Head Coach Joe Philbin announces that the Dolphins will participate in the 2012 season of Hard Knocks, a reality sports documentary television series produced by NFL Films and HBO. The show follows a single NFL team through its training camp and covers the team's preparation for the upcoming football season. |
| June 28 | Director of Player Personnel Brian Gaine is promoted to Assistant General Manager. |
| Aug. 8 | The Dolphins announce a comprehensive marketing and community partnership agreement with Doctors Hospital Center for Orthopedics & Sports Medicine, a division of Baptist Health South Florida. The partnership includes the naming rights to the team's training facility in Davie, Florida with the complex now officially known as the Doctors Hospital Training Facility at Nova Southeastern University. |
| Aug. 10 | Senior Vice President of Football Operations Dawn Aponte is promoted to Executive Vice President of Football Administration. |
| Sept. 9 | Ryan Tannehill becomes the first rookie quarterback in franchise history to start a season opener when he lines up behind center at the Texans. Tannehill would go on to start all 16 regular season games and become the first rookie signal caller to accomplish that feat as well. |
| Sept. 30 | Wide receiver Brian Hartline sets a team record with 253 receiving yards in Miami's game at the Cardinals. Hartline's receiving yardage total surpasses the previous record of 238 yards set by Chris Chambers on December 4, 2005. In addition, quarterback Ryan Tannehill's throws for 431 passing yards which are the second most (now third) in NFL history by a rookie passer. Lastly, defensive end Cameron Wake records 4.5 sacks, the most by a Dolphins player in team history (since 1982 when sacks became an NFL official statistic). |
| Oct. 14 | Former Dolphins defensive end/linebacker Jason Taylor and linebacker Zach Thomas are inducted into the Dolphin Honor Roll during halftime of Miami's 17-14 win over the St. Louis Rams at Sun Life Stadium. |
| Nov. 15 | Kick returner Marcus Thigpen scores on a 96-yard kickoff return at Buffalo and becomes the first Dolphins player to return both a kickoff and a punt for a touchdown in the same season. Thigpen ran back a punt 72 yards for a score in the season opener at Houston on September 9. |
| Nov. 25 | With a nine yard completion to wide receiver Davone Bess against the Seahawks, quarterback Ryan Tannehill sets a team record for most passing yards in a season by a Dolphins rookie quarterback. Tannehill passes Dan Marino, who passed for 2,210 yards as a rookie in 1983. Tannehill would go on to finish his rookie campaign with 3,294 yards. |
| Dec. 15 | The world premiere of "More Than Perfect. One Team, One Town. The Impact Of The 1972 Miami Dolphins" takes place at the historic Olympia Theater at the Gusman Center for the Performing Arts in Downtown Miami. The film, produced by Bombo Sports & Entertainment in cooperation with NFL Films, is a one of a kind feature which sheds new light on one of team sports greatest achievements through a series of never-before-seen footage and exclusive interviews with both players and community leaders. |
| Dec. 16 | During halftime ceremonies of Miami's 24-3 win over the Jacksonville Jaguars, the organization celebrates the 40th anniversary of the NFL's only perfect team, the 1972 Super Bowl champion Miami Dolphins. Led by Hall-of-Fame Head Coach Don Shula, a large contingent of the members of that championship team also honors their defensive coordinator, Bill Arnsparger, who has his name added to the Dolphin Honor Roll. Prior to the game, defensive tackle Manny Fernandez (1968-75), quarterback Don Strock (1974-87), quarterback Earl Morrall (1972-76), defensive tackle Tim Bowens (1994-2004) and wide receiver Nat Moore (1974-86) are added to the team's Walk of Fame at the Joe Robbie Alumni Plaza in front of Gate C at Sun Life Stadium. |

| 2013 | |
|---|---|
| Jan. 30 | Marwan Maalouf is named as assistant special teams coach. The team also announces a series of promotions, including defensive assistant coach Charlie Bullen to assistant defensive line coach, offensive assistant Ben Johnson to assistant quarterbacks coach and assistant quarterbacks coach Zac Taylor to quarterbacks coach. |
| March 29 | Dolphins CEO Mike Dee confirms the team's new logo, which still includes navy and white accents. The newly evolved logo remains aqua and orange, though the colors return to the hues worn by the '70s and '80s teams. |
| April 25 | The Dolphins officially debut the organization's logo and uniform evolution at the team's 2013 Fins on the Clock Draft Party at Sun Life Stadium. The event features a host of current and former Dolphins greats, including the evolution of the Dolphins uniforms featuring Bob Griese, Dan Marino and Jason Taylor in the uniforms of their time followed by the debut of the team's new uniform modeled by current players. |
| May 29 | Dolphins General Manager Jeff Ireland announces promotions within the player personnel department, including Anthony Hunt as Director of Pro Scouting, Joe Schoen as Assistant Director of College Scouting, Adam Engroff as National Scout and Cody Rager as West Coast Area Scout. |
| Aug. 4 | The Dolphins debut their new logo and uniforms as the team kicks off the 2013 season against the Dallas Cowboys and makes its fourth appearance in the Pro Football Hall of Fame Game in Canton, Ohio. |
| Aug. 20 | President Barack Obama welcomes Head Coach Don Shula and more than 20 members of the 1972 Super Bowl champion Miami Dolphins to the White House to honor the NFL's only perfect season. It did not become common practice for Super Bowl champions to visit the White House until after 1980. |
| Sept. 9 | Dolphins Chairman of the Board and Managing General Partner Stephen Ross names Tom Garfinkel as president and chief executive officer of the Miami Dolphins and Sun Life Stadium. |

| 2013 | |
|---|---|
| Sept. 22 | Quarterback Ryan Tannehill caps a 75-yard scoring drive with a 1-yard touchdown pass to rookie tight end Dion Sims with 38 seconds left in the game to give the Dolphins a 27-23 comeback win against the Atlanta Falcons. The win against Atlanta has the Dolphins sitting at 3-0 for the first time since 2002. |
| Oct. 24 | The NFL announces the Dolphins will play the Oakland Raiders at London's Wembley Stadium as a part of the International Series in 2014. The game, which will take place on Sept. 28, will be the second regular season visit by the Dolphins to the United Kingdom since the International Series began in 2007 and the third regular season game played outside the United States in the franchise's 48-year history. The first came on Oct. 28, 2007 when Miami hosted the New York Giants in the inaugural International Series game in front of 81,176 fans at Wembley Stadium. The matchup of the two storied franchises was the first-ever regular season NFL game played in the United Kingdom. In addition to the first-ever International Series game in London in 2007 against the Giants, the Dolphins also participated in the Bills' Toronto Series as they faced the Buffalo Bills on Dec. 7, 2008 in Toronto, Canada. |
| Oct. 31 | Defensive end Cameron Wake sacks Cincinnati quarterback Andy Dalton in the end zone for a safety to give the Dolphins a 22-20 overtime win on Halloween. This game marks only the third time in league history that a game in overtime ends on a safety. The other two times occurred when the Minnesota Vikings defeated the St. Louis Rams 23-21 (11/5/89) and when the Chicago Bears defeated the Tennessee Titans 19-17 (11/14/04). At halftime, former Dolphins linebacker and five-time Pro Bowl selection John Offerdahl becomes the 26th member of the Dolphins Honor Roll. |
| Dec. 15 | Signed off the San Francisco 49ers practice squad just five days prior to the game, safety Michael Thomas seals the Dolphins' first victory against the Patriots since Dec. 6, 2009 when he intercepts New England quarterback Tom Brady in the end zone with 2 seconds remaining to preserve the 24-20 victory at Sun Life Stadium. For his efforts, Thomas will be named AFC Defensive Player of the Week. |

| 2014 | |
|---|---|
| Jan. 15 | Head Coach Joe Philbin names Bill Lazor as offensive coordinator. |
| Jan. 21 | Mark Duffner is named linebackers coach by Head Coach Joe Philbin. |
| Jan. 28 | Dolphins Chairman of the Board and Managing General Partner Stephen Ross names Dennis Hickey as the team's general manager. |
| Jan. 29 | John Benton, who spent the previous eight seasons with the Houston Texans as their offensive line coach, is hired as Miami's assistant offensive line coach. |
| March 1 | Head Coach Joe Philbin announces the promotion of John Benton to offensive line coach and the hiring of Jack Bicknell Jr. as the team's assistant offensive line coach. |
| May 15 | Eric Stokes is named assistant general manager by General Manager Dennis Hickey. |
| May 19 | General Manager Dennis Hickey names Joe Schoen as director of player personnel. |
| June 17 | The Sun Life Stadium modernization plan moves forward as the Miami-Dade County Commission approves by a 7-4 vote a Performance-Based Marquee Event Grant Agreement. Under the agreement, Dolphins Chairman of the Board and Managing General Partner Stephen Ross agrees to fund the modernization project with private funds. Upon completion, the stadium will become eligible for performance grants tied to marquee events such as Super Bowls, college football championships, college football semifinals, World Cup soccer matches, as well as other international soccer events for a period of 20 years. |
| June 28 | The Dolphins commence work on the modernization of Sun Life Stadium. The multi-year construction project, which will encompass a host of improvements, including all-new seats, a shade canopy, new video boards, and concourse and concession improvements, is expected to be complete by the start of the 2016 football season. |
| Aug. 8 | Miami Dolphins General Manager Dennis Hickey officially announces promotions and recent additions to the football operations staff. Ryan Herman is promoted to director of football administration after serving as manager of football administration, while former scouting assistants Chris Buford and Max Gruder are named college scout and pro scout, respectively. Additionally, the Dolphins name Mike Tannenbaum as consultant, Dennis Lock as head analyst, Dave Regan as sports science analyst, Brad Forsyth and Marcus Hendrickson as college scouts, J.P. McGowan as scouting assistant and Jonathan Gress as assistant athletic trainer/physical therapist. |
| Aug. 24 | Miami Dolphins Chairman of the Board and Managing General Partner Stephen Ross announces that former Dolphins quarterback and Pro Football Hall of Famer Dan Marino has been named special advisor. In his role, Marino will work with the organization in a variety of different capacities. |
| Sept. 7 | The Dolphins outscore the New England Patriots 23-0 in the second half to pace a 33-20 win at Sun Life Stadium. The last time Miami blanked New England in the second half occurred on Dec. 23, 2007 at New England. Additionally, the last time Miami scored 30-or-more points in a season opener was in a 34-10 victory at home against Denver on September 11, 2005. |
| Sept. 21 | Prior to kickoff of the Dolphins and Chiefs game at Sun Life Stadium, former defensive end Jeff Cross, cornerback Sam Madison, running back Tony Nathan and guard Ed Newman become the fourth class of Dolphins greats to be inducted into the team's Walk of Fame. |
| Sept. 28 | The Dolphins make their second regular season trip to London's Wembley Stadium a successful one with a 38-14 triumph against the Oakland Raiders. The final score represents Miami's most lopsided victory since Nov. 20, 2011 when they beat the Buffalo Bills 35-8. |
| Oct. 26 | Safety Louis Delmas (81 yards) and cornerback Brent Grimes (22 yards) return interceptions for touchdowns to lead Miami to a 27-13 victory against the Jacksonville Jaguars at EverBank Field. This marks the fifth time in franchise history the Dolphins had two interception returns for touchdowns in the same game, and the first time since 1998 when they did it against the Oakland Raiders. It also happened in 1983 against the New York Jets, in 1982 also against the Jets, and in 1973 against the Pittsburgh Steelers. |

| 2014 | |
|---|---|
| Nov. 2 | The Dolphins earn a 37-0 win against the San Diego Chargers at Sun Life Stadium. It is the Dolphins' first shutout victory since Dec. 10, 2006 when they beat the New England Patriots 21-0 in Miami. It also is the Dolphins' most lopsided shutout victory since 1987 when they beat the Kansas City Chiefs 42-0 in a strike replacement game. Additionally, it is the widest margin of victory for a shutout in the NFL since the Carolina Panthers defeated the New York Giants 38-0 on Sept. 22, 2013. |
| Nov. 13 | The Dolphins wear their all aqua uniform combination (aqua pants and jerseys) for the fourth time in franchise history for the team's 22-9 prime-time win against the Buffalo Bills. Miami improves to 3-1 when wearing all aqua. The previous times the Dolphins went with all aqua uniforms were Monday night, Dec. 9, 2002 against the Chicago Bears (27-9 win), Monday night, Dec. 15, 2003 against the Philadelphia Eagles (34-27 loss) and Sunday night, December 26, 2004 against the Cleveland Browns (10-7 win). |
| Dec. 21 | Rookie defensive end Terrence Fede blocks a punt through the end zone for a safety with 41 seconds left to give the Dolphins a 37-35 victory against the Minnesota Vikings at Sun Life Stadium. Miami becomes the first team in NFL history to produce a go-ahead safety in final minute of a fourth quarter. It is a team-record third blocked punt of the season and the fifth blocked kick for the Dolphins on the season, the most since the team blocked seven in 1977. At halftime, former Dolphins defensive tackle Manny Fernandez became the 27th inductee to the team's Honor Roll. In the post game locker room, Dolphins Chairman of the Board and Managing General Partner Stephen Ross announces that Head Coach Joe Philbin will return as coach of the team in 2015. |
| Dec. 28 | In Miami's season finale game against the New York Jets, quarterback Ryan Tannehill throws for 259 yards to finish the season with 4,045 passing yards and running back Lamar Miller rushes for 178 yards to close with 1,099 rushing yards on the season as the Dolphins produce the first season in franchise history with a 4,000-yard passer and a 1,000-yard rusher. Miller records a 97-yard touchdown run in the third quarter of the game, setting the franchise record for longest run as well as the third-longest run in NFL history, behind a 98-yard run by Ahmad Green in 2003 and Tony Dorsett's 99-yard run for the Dallas Cowboys in 1982. |

| 2015 | |
|---|---|
| Jan. 6 | Miami Dolphins Chairman of the Board and Managing General Partner Stephen Ross names long-time NFL executive Mike Tannenbaum as executive vice president of football operations, effective Feb. 1. In his role, Tannenbaum will handle football administration. Tannenbaum had served as a consultant to the team since Aug. 8, 2014. |
| Jan. 13 | Dolphins President and CEO Tom Garfinkel names Todd Kline, formerly of the Anschutz Entertainment Group (AEG), to the newly created position of Senior Vice President and Chief Commercial Officer. In addition, Garfinkel announces Jeremy Walls and Jason Jenkins were promoted to Senior Vice President and Chief Marketing Officer and Senior Vice President of Communications and Community Affairs, respectively. |
| Feb. 6 | Dolphins Head Coach Joe Philbin announces Terrell Williams as the team's defensive line coach. |
| April 28 | Dolphins President/CEO Tom Garfinkel announces at a press conference at Miami Norland Senior High School that the team will donate $1 million each of the next four years to City Year Miami, a nonprofit organization that mentors at-risk students in public schools, for its programs at Norland and Carol City High School. The donation will come from the Miami Dolphins Foundation's educational pillar through funds raised during Fins Weekend. |
| May 9 | The Dolphins announce elements for the team's 50th season celebration, including a throwback jersey, commemorative book, voting for the top 50 players and greatest game in Dolphins history as well as themes that will surround each home game. The organization unveils a customized 50th season logo for the occasion. This logo will be displayed on all associated merchandise, campaigns, content on social platforms, video and all media as well as a patch on all player jerseys throughout the 2015 football season. Additionally, the Dolphins unveil the "Since" campaign, chronicling all five decades of the franchise from the fans' perspective and capturing the moments when the Dolphins became part of the fabric of their fandom. |
| June 17 | The Miami Dolphins name Myles Pistorius senior vice president, general counsel. |
| July 31 | The Miami Dolphins and 1210 ESPN Deportes (WNMA-1210 AM) announce they have entered into a multi-year agreement for the station to become the official Spanish radio broadcast partner of the franchise. |
| Oct. 5 | Stephen Ross relieves Joe Philbin of his duties as head coach. Later that day, the team announces that Dan Campbell will serve as interim head coach. Campbell had served as Miami's tight ends coach for the past five seasons (2011-15). He originally joined the Dolphins prior to the 2010 season as a coaching intern/offense. |
| Oct. 7 | The Dolphins announce coaching staff changes, including naming Ben Johnson as tight ends coach, Ken O'Keefe as senior offensive assistant, Al Saunders as senior offensive assistant and Mike Wahle as assistant tight ends coach. |
| Oct. 8 | The Dolphins announce changes to the coaching staff, including Lou Anarumo as defensive coordinator and Jeff Burris as assistant defensive backs coach. In addition, Kevin Coyle is relieved of his duties as defensive coordinator. |
| Oct. 12 | Special Teams Coordinator Darren Rizzi is promoted to assistant head coach/special teams coordinator. Rizzi is in his seventh season as both an NFL assistant and as a member of the Dolphins' coaching staff and fifth as special teams coordinator. He joined the Dolphins as assistant special teams coach in 2009. |
| Oct. 18 | With the win 38-10 win at the Tennessee Titans, Dan Campbell becomes the first interim head coach in the NFL to win his debut game since Romeo Crennel of Kansas City and Todd Bowles of the Dolphins both accomplished the feat on Dec. 18, 2011. |

## 2015

| | |
|---|---|
| Oct. 25 | Miami's 44-26 win against the Texans sets numerous NFL and team records. Quarterback Ryan Tannehill, by completing his last seven attempts the previous week at Tennessee and his first 18 attempts of this game, sets the NFL record with 25 consecutive completions. The previous mark was 24 by Philadelphia's Donovan McNabb in 2004. In addition, Tannehill completes 94.7 percent of his pass attempts (18-of-19), which sets the team record for highest completion percentage in a single-game, surpassing the previous record of 92.3 percent (12-of-13) by Bob Griese vs. New England on Dec. 18, 1978. With his 30-yard interception return against the Titans the previous week and his 23-yard interception return for a touchdown this week, safety Reshad Jones becomes the first player in Dolphins history to have interception returns for touchdowns in consecutive games. Lastly, with the win, Dan Campbell becomes the first head coach to take over a team during a season to win first his two games since Leslie Frazier (Minnesota) and Jason Garrett (Dallas) in 2010. |
| Nov. 30 | Dan Campbell announces that Zac Taylor will serve as the team's play caller and remain as quarterbacks coach. In addition, Phil McGeoghan is promoted to wide receivers coach and Bill Lazor is relieved of his duties as offensive coordinator. |
| Dec. 6 | Quarterback Ryan Tannehill surpasses the 3,000-yard passing mark for the season in the first quarter of Miami's 15-13 win against the Ravens with a 5-yard completion to RB Damien Williams. Tannehill has recorded 3,000-or-more yards passing in each of his four NFL seasons and joins Indianapolis' Peyton Manning (13 seasons), Cincinnati's Andy Dalton (four) and Carolina's Cam Newton (four) as the only quarterbacks in NFL history to record 3,000-yard passing seasons in each of their first four seasons. |
| Dec. 11 | The Dolphins host their Fifty Seasons Gala presented by Allegiance Crane & Equipment at the Diplomat Resort & Spa in Hollywood, Fla. Dick Enberg, one of the most renowned and versatile sportscasters in America, and Grammy award winning country music artist Darius Rucker serve as the master of ceremonies and entertainment, respectively. The once-in-a-generation event highlights the Dolphins' top 50 players and celebrates great moments in team history. |
| Dec. 14 | The Dolphins honor the top 50 players in franchise history and wear throwback jerseys styled after the team's inaugural season on a Monday night against the N.Y. Giants. The game marks the first time that the Dolphins wear throwback uniforms for a home game and just the second time overall in team history. The only other time the Dolphins wore a throwback uniform was on Nov. 27, 2003 in a 40-21 Thanksgiving Day game win at Dallas, where the organization commemorated the 30th anniversary of the 1973 team that captured Super Bowl VIII. |
| Dec. 27 | With his 15-yard reception in the fourth quarter at the Chargers, wide receiver Jarvis Landry records his 100th catch of the 2015 season and becomes the first player in team history to record 100-plus receptions in a season. |

## 2016

| | |
|---|---|
| Jan. 2 | The Dolphins announce that the team and General Manager Dennis Hickey have agreed to part ways. Hickey served as the team's general manager for the past two seasons (2014-15). |
| Jan. 3 | The Dolphins close the 2015 season with a 20-10 win against the Patriots. Miami wears its all-aqua uniforms for the fifth time in team history, the other games were against Chicago in 2002, Philadelphia in 2003, Cleveland in 2004 and Buffalo in 2014. This game marks the first time that the team wears their all-aqua uniforms during a day game. |
| Jan. 4 | Chris Grier is named as the team's general manager. In his role, Grier will oversee the draft and personnel departments, reporting directly to Executive Vice President, Football Operations Mike Tannenbaum. |
| Jan. 9 | Adam Gase is named the 12th head coach in franchise history. Gase brings a wealth of knowledge and success to Miami as the offensive coordinator for the greatest offense in NFL history. While Gase was the Denver Broncos' offensive coordinator in 2013 and 2014, the Broncos led the NFL in scoring offense (34.0 points per game), total offense (430.1 yards per game) and passing offense (315.8 yards per game). |
| Jan. 12 | The Dolphins announce that Vance Joseph has been named defensive coordinator, In addition, Matt Burke is named as linebackers coach, Shane Day as tight ends coach, Chris Foerster as offensive line coach and Shawn Jefferson as wide receivers coach. In addition, Eric Stokes will now serve as senior personnel executive. |
| Jan. 20 | Clyde Christensen is named as offensive coordinator. Additionally, Bo Hardegree is named as quarterbacks coach and Jeremiah Washburn as assistant offensive line coach. |
| Jan. 25 | The Dolphins announce several updates to the team's coaching staff. Additions to the offensive staff include Running Backs Coach Danny Barrett, Assistant Wide Receivers Coach Ben Johnson and Offensive Quality Control Chris Kuper. On defense, the Dolphins coaching staff additions include Defensive Backs Coach Lou Anarumo, Defensive Line Coach Terrell Williams, Assistant Linebackers Coach Charlie Bullen and Defensive Quality Control Rusty McKinney. The organization promotes Dave Puloka to head strength and conditioning coach and names Jim Arthur and Ted Rath as assistant strength and conditioning coaches. Additionally, Ken O'Keefe is named as the team's senior football research analyst and Blue Adams will serve as football research analyst. |
| Feb. 12 | Daronte Jones is named as assistant defensive backs coach. Additionally, the organization and Assistant General Manager Eric Stokes have mutually agreed to part ways. |
| March 18 | Jim Washburn is named senior defensive assistant/pass rush specialist. By joining with his son, Jeremiah, the team's assistant offensive line coach, the Washburns join the Shulas as the only father-son coaching duos in franchise history. Earlier, both Dave Shula (1982-88) and Mike Shula (1991-92, 2000-02) coached under their father, Don. |
| May 19 | The Miami Dolphins and Miami's Sportsradio 560 WQAM announce they have entered into a long-term partnership with the station becoming the official flagship radio partner of the franchise. The Dolphins previously had their games broadcast on Miami's Sportsradio 560 WQAM during the 1997-2004 and 2007-09 seasons. In addition, all Dolphins games will be simulcast on Kiss 99.9 "South Florida's NEW Country" and feature expanded pre, halftime and postgame shows. |
| Aug. 17 | The Miami Dolphins and Hard Rock International announce an 18-year agreement to name the newly renovated facility Hard Rock Stadium. Additionally, the iconic lifestyle brand becomes the official Miami Dolphins hotel and resort, casual restaurant partner and hospitality sponsor. |

| 2016 | |
|---|---|
| Sept. 25 | Running back Jay Ajayi scores on an 11-yard touchdown run with 8:26 left in overtime to give the Dolphins a 30-24 victory against the Cleveland Browns in the first regular season game at Hard Rock Stadium. |
| Oct. 16 | The Dolphins defeat the Pittsburgh Steelers 30-15 at Hard Rock Stadium as running back Jay Ajayi put together one of the great rushing performances in Dolphins history. Ajayi rushes for 204 yards and two touchdowns, including a game-clinching 62-yard run with 50 seconds left. Ajayi joins Ricky Williams (twice), Lamar Smith and Reggie Bush Bush as Dolphins players with 200-yard rushing performances. |
| Oct. 23 | Running back Jay Ajayi has a second consecutive tremendous rushing performance and the Dolphins defeat the Buffalo Bills 28-25 at Hard Rock Stadium. A week after rushing for 204 yards against Pittsburgh, Ajayi finishes with 214 yards as he joins O.J. Simpson, Earl Campbell and former Dolphins running back Ricky Williams as the only players in NFL history with back-to-back 200-yard games. The Dolphins handle the league's top-ranked rushing offense, holding Buffalo to 67 yards on 22 carries. |
| Nov. 13 | Linebacker Kiko Alonso returns an interception 60 yards for a touchdown with 1:01 left to give the Dolphins a 31-24 victory against the San Diego Chargers at Qualcomm Stadium. The play is the latest interception return in a game to give the Dolphins a lead since at least 1991 and the latest by any NFL player since Atlanta's Robert Alford had a 59-yard interception return in overtime to defeat Washington on Oct. 11, 2015. |
| Dec. 17 | Quarterback Matt Moore, starting for the first time since the 2011 season finale because of Ryan Tannehill's knee injury suffered the previous week against the Arizona Cardinals, throws a career-high four touchdown passes to lead the Dolphins to a 34-13 victory against the New York Jets at MetLife Stadium. The victory, the Dolphins' eighth in their past nine games, moves their record to 9-5 and clinches the Dolphins' first winning record since 2008 when they won the AFC East title with an 11-5 record. |
| Dec. 24 | The Dolphins outlast the Buffalo Bills to continue their playoff push as Andrew Franks kicks a 27-yard field goal in the final minute of overtime and the Dolphins defeated the Bills 34-31 at New Era Field. The victory improves the Dolphins record to 10-5 and they clinch a playoff berth with a Kansas City victory over Denver the following day. Running back Jay Ajayi ends up with 206 rushing yards, his second 200-yard game against Buffalo during the season and third overall. Ajayi becomes the fourth player in NFL history to rush for 200 yards in at least three games in the same season, joining Tiki Barber (2005), Earl Campbell (1980) and O.J. Simpson (1973). |

| 2017 | |
|---|---|
| Jan, 12 | Matt Burke, who served as linebackers coach for the Dolphins in 2016, is promoted to defensive coordinator. |
| Jan. 19 | Frank Bush is hired as assistant head coach/linebackers coach, Darren Rizzi is promoted to associate head coach/special teams coordinator and Chris Kuper is promoted to assistant offensive line coach. |
| Fab. 4 | Jason Taylor, who spent 13 of his 15 NFL seasons with the Dolphins, is elected as a member of the Pro Football Hall of Fame Class of 2017. Taylor becomes the Dolphins' 10th Hall of Fame member and only the second on the defensive side of the ball, joining linebacker Nick Buoniconti. He is the fifth former Dolphins player to be elected in his first year of eligibility, as he joins Don Shula, Dan Marino, Jim Langer and Paul Warfield. |
| Feb. 10 | Chris Foerster is promoted to run game coordinator/offensive Line coach, Andre Carter is named assistant defensive line coach and Josh Grizzard is named offensive quality control. |
| Feb. 22 | The Dolphins re-sign quarterbacks Bob Griese and Dan Marino, wide receiver Nat Moore, guard Larry Little, defensive end/linebacker Kim Bokamper and cornerback Sam Madison. Each player signs a contract and then officially retires as a member of the Dolphins. Each player was named as one of the top 50 players in franchise history and have combined for three Hall of Fame inductions, two NFL Most Valuable Player awards, two retired jerseys, 14 first-team All-Pro honors and 25 Pro Bowl selections (15 Pro Bowl starts). |
| Sept. 6 | Due to the potential impact of Hurricane Irma on South Florida, the NFL announces that the Dolphins' home game against the Tampa Bay Buccaneers, originally scheduled for Sunday, Sept. 10 at Hard Rock Stadium, will instead be played in Week 11 on Sunday, Nov. 19. Week 11 was previously an open date for both clubs. |
| Sept. 8 | As a result of the impending arrival of Hurricane Irma, the Dolphins travel 3,000 miles to hold practices at the Dallas Cowboys' training camp facility adjacent to the River Ridge Golf Club in Oxnard, California. Miami practices in California for three days (Sept. 13-15) before making the 90-minute drive to Los Angeles ahead of the game against the Chargers at the StubHub Center on Sunday. |
| Sept. 17 | Kicker Cody Parkey's 54-yard field goal with 1:05 remaining in regulation in Miami's 19-17 win at the Los Angeles Chargers is the longest game-winning field goal in Dolphins history and capped a perfect 4-for-4 day for the Jupiter, Florida native. |
| Oct. 1 | The Dolphins make their fourth regular-season visit to London and face the New Orleans Saints. Miami is 1-3 in its games in London, defeating Oakland in 2014 and falling to the N.Y. Giants in 2007, the N.Y. Jets in 2015 and Saints in 2017. |
| Oct. 11 | The Dolphins announce they have named Dave DeGuglielmo as senior offensive assistant. It is the second tour of duty for DeGuglielmo as he spent the 2009-11 seasons as the team's offensive line coach. |
| Oct. 15 | The Dolphins come back from a 17-0 deficit to defeat the defending NFC Champion Atlanta Falcons at Mercedes-Benz Stadium. It is tied for the sixth-largest comeback victory in Dolphins history and the team's largest since a 21-point comeback vs. Buffalo on Dec. 4, 2005. Additionally, the 17-point come-from-behind victory was Miami's largest comeback on the road since an 18-point comeback at the N.Y. Jets on Nov. 27, 1994, also known as the "Fake Spike" game. |
| Oct. 22 | Miami overcomes a 28-14 fourth-quarter deficit to the defeat the N.Y. Jets at Hard Rock Stadium by a 31-28 score. It follows a game in which the Dolphins' rallied from a 17-point halftime deficit to win the previous week at Atlanta. The last time the Dolphins won consecutive games trailing by 14-plus points in a second half was a three-game streak from Sept. 14-28, 1980. The Dolphins were down 14-0 and won 17-14 vs. Cincinnati on Sept. 14, trailed 17-3 and rallied back to a 20-17 win at Atlanta on Sept. 21 and down 16-0 vs. New Orleans and came back to a 21-16 win on Sept. 28. |
| Nov. 5 | Long snapper John Denney plays in his 200th NFL game against the Oakland Raiders, having played in every game since making his NFL debut on Sept. 11, 2005. He becomes one of just three Dolphins to appear in 200 games with the team, joining quarterback Dan Marino (242) and defensive end Jason Taylor (204). |

## 2017

| | |
|---|---|
| Dec. 11 | The Dolphins record a 27-20 win over the defending Super Bowl champion New England Patriots at Hard Rock Stadium. Miami holds the Patriots to zero third-down conversions (0-11). It's the first time in the Bill Belichick-era a New England offense was held without a third-down conversion. With the victory, the Dolphins defeat both Super Bowl participants from the previous season after Miami also defeated Atlanta in Week 6. The only other season the Dolphins have done this is 1993, when they beat the defending AFC champion Buffalo Bills on Sept. 26 and the Super Bowl champion Dallas Cowboys on Thanksgiving Day, Nov. 25. |
| Dec. 31 | Wide receiver Jarvis Landry records nine receptions against Buffalo and totals 112 receptions for the 2017, which leads the NFL and breaks his own single-season franchise record of 110 that he set in 2015. He joins O.J. McDuffie (90 receptions in 1998) as the only Dolphins to lead the NFL in that category. |

## 2018

| | |
|---|---|
| Jan. 19 | The Dolphins announce changes to their coaching staff. The team hires Dowell Loggains as offensive coordinator and Jeremiah Washburn as offensive line coach. Additionally, the following staff members have changed titles: Shawn Jefferson will be assistant head coach/offense, Ben Johnson will now serve as wide receivers coach and Clyde Christensen will be director of football and player development. |
| Jan. 31 | The Dolphins announce they have hired Eric Studesville as run game coordinator/running backs coach, Kris Kocurek as defensive line coach and Tony Oden as defensive backs coach. |
| Feb. 9 | Renaldo Hill is named assistant defensive backs coach. Hill, who played safery with the team from 2006-08, will be the 10th person to both play and coach with the Dolphins. |
| April 19 | The Dolphins re-sign tackle Vernon Carey, wide receiver Chris Chambers, defensive end Jeff Cross, linebacker/defensive end A.J. Duhe, punter Brandon Fields and defensive tackle Paul Soliai. Each player signs a one-day contract and officially retire as members of the Dolphins. The players combined to play 46 seasons for the Dolphins, totaling 681 games played and five Pro Bowl selections. |
| July 10 | Six former players are named to the team's Walk of Fame this season: safety Dick Anderson, wide receiver Mark Clayton, wide receiver Mark Duper, tackle Jon Giesler, linebacker John Offerdahl and defensive end/linebacker Jason Taylor. The six combined to earn 22 Pro Bowl selections, seven first-team All Pro nods, won seven AFC Championships and two Super Bowl titles. The group collectively played 61 seasons for the Dolphins, appearing in 828 games with 741 starts. |
| Sept. 9 | As a result of two separate delays due to lightning in the area, the Dolphins' 27-20 win against the Tennessee Titans at Hard Rock Stadium's official game time of seven hours and eight minutes marks the longest game in NFL history since the merger in 1970, per the Elias Sports Bureau. The previous longest game in league history was a 2013 Bears-Ravens matchup in Chicago that lasted five hours and 16 minutes. The first delay comes with 1:11 remaining in the second quarter and lasts one hour and 57 minutes. Following the conclusion of the half, both teams remain on the field for a halftime of three minutes and 30 seconds. The second delay occurs with 6:57 left in the third quarter and halts play for two hours and two minutes. Play resumes again at 6:55 p.m. |
| Sept. 16 | The Dolphins improve to 2-0 on the season with a 20-12 win against the New York Jets at MetLife Stadium, In the game, RB Frank Gore records an 8-yard run in the third quarter to surpass Hall of Famer Curtis Martin for fourth place on the NFL all-time rushing leaders chart. |
| Sept. 23 | Miami's 28-20 win against the Oakland Raiders at Hard Rock Stadium improves the team's record to 3-0. In the contest, WR Albert Wilson finds a streaking WR Jakeem Grant on a trick play for a go-ahead 52-yard touchdown with 7:18 remaining in the game. The play marks the longest touchdown pass by a non-quarterback in Dolphins history. With a 74-yard touchdown reception later in the fourth quarter, Wilson becomes the first Dolphins player to throw and catch a touchdown pass in the same game was WR Mark Clayton against Buffalo in 1983. According to Elias Sports Bureau, Wilson becomes the fourth player in NFL history to record a passing and receiving touchdown of 50-plus yards in the same game. The three previous players to accomplish the feat are David Patten in 2001, Tom Tracy in 1960 and Jimmy Conzelman in 1923. |
| Oct. 7 | With his 70-yard punt return touchdown at the end of the first half of Miami's game at the Cincinnati Bengals at Paul Brown Stadium, WR Jakeem Grant becomes the first player in Dolphins history to score a touchdown via reception, kickoff return and punt return in the same season. Grant returned a kickoff 102 yards against Tennessee in the season opener and had a pair of touchdown receptions, including one for 52 yards, against Oakland in Week 3. Grant also becomes the second player in league history (Dante Hall, 2003) with a 100+ yard kickoff-return touchdown, 70+ yard punt-return touchdown and 50+ yard touchdown catch in a single season. |
| Oct. 14 | Rookie K Jason Sanders hits a 47-yard field goal as overtime expires to give the Dolphins a 31-28 win against the Chicago Bears at Hard Roc k Stadium. RB Frank Gore rushes for 101 yards and becomes just the fifth NFL player since the merger in 1970 to rush for 100+ yards at the age of 35 or older. Additionally, WR Albert Wilson catches six passes for 155 yards. Wilson tied the game twice in the fourth quarter with a pair of touchdowns – one for 43 yards and one for 75 yards. His 150 receiving yards in the fourth quarter are the third-most in the fourth quarter of an NFL game since 1991. |
| Nov. 4 | With a 7-yard run in the third quarter, RB Frank Gore surpasses Hall of Fame RB Barry Sanders to move into sixth place in NFL history in career scrimmage yards during Miami's 13-6 win against the New York Jets at Hard frock Stadium. He finishes the game with 20 rushing attempts for 53 yards and one reception for 6 yards, increasing his total career yards from scrimmage to 18,204. |
| Dec. 9 | On a thrilling final play, the Dolphins get the ball into the hands of RB Kenyan Drake, who weaves through New England defenders for 52 yards and scores the winning touchdown in a 34-33 victory against the New England Patriots at Hard Rock Stadium in a game known as the "Miami Miracle." Trailing 33–28 with 7 seconds remaining in regulation, the Dolphins have the ball at their own 31-yard line. QB Ryan Tannehill throws a pass over the middle that is caught by WR Kenny Stills, who laterals the ball to the right side of the field that is caught by WR DeVante Parker at midfield. Parker then tosses the ball to Drake, who runs the ball 52 yards for a touchdown to win the game. The total game-winning play encompasses 69 yards, which is the longest play to win an NFL game with no time remaining in the fourth quarter since the 1970 AFL/NFL merger. It is the first time in team history that the Dolphins win a regular season game with a walk-off game-winning touchdown. The play goes on to win the Bridgestone Performance Play of the Year Award at the 8th Annual NFL Honors Award Show on Feb. 2, 2019. |

## 2018

| | |
|---|---|
| Dec. 18 | Cornerback Xavien Howard is selected to start for the AFC team in the 2019 Pro Bowl. It is the first Pro Bowl selection of Howard's career. His selection extends Miami's streak to 21 consecutive seasons with a defensive player elected to the Pro Bowl. |
| Dec. 31 | The Miami Dolphins announce that General Manager Chris Grier will oversee football operations reporting directly to Chairman of the Board and Managing General Partner Stephen Ross. The team will immediately conduct a search for a new head coach that will report to Grier. In addition, Head Coach Adam Gase has been relieved of his duties and Executive Vice President of Football Operations Mike Tannenbaum has been reassigned within the organization. |

## 2019

| | |
|---|---|
| Jan. 29 | Marvin Allen joins the organization as an assistant general manager. The team also announces the following promotions: Ron Brockington to senior national scout, J.P. Correia to player personnel scout, Adam Engroff and Anthony Hunt to co-directors of player personnel, Brandon Shore to vice president of football administration and Matt Winston to assistant director of college scouting. |
| Feb. 4 | Brian Flores is named the 13th head coach in franchise history. Flores joins the Dolphins after spending 15 years with the New England Patriots organization, where he helped the franchise win four Super Bowls – XXXIX, XLIX, LI and LIII. |
| Feb. 8 | The Miami Dolphins announce 16 members of their coaching staff for the 2019 season: Jim Caldwell (assistant head coach/quarterbacks), Danny Crossman (special teams coordinator), Patrick Graham (defensive coordinator), Chad O'Shea (offensive coordinator), Josh Boyer (defensive pass game coordinator/cornerbacks), Karl Dorrell (wide receivers), Pat Flaherty (offensive line), George Godsey (tight ends), Marion Hobby (defensive line), Rob Leonard (linebackers), Tony Oden (safeties), Jerry Schuplinski (assistant quarterbacks), Eric Studesville (running backs), Josh Grizzard (quality control), Matt Lombardi (quality control) and Tiquan Underwood (quality control). |
| Feb. 11 | Brendan Farrell is named assistant special teams coach. |
| Feb. 15 | The Miami Dolphins announce senior level additions to the organization with the marketing, partnerships and ticketing departments. Steve Mullins is named vice president of corporate partnerships; Laura Sandall is named vice president of marketing; Moni Gerbini is promoted to the role of vice president of ticket sales; and Jamie Weinstein is promoted to vice president of membership and premium service. |
| Feb. 18 | Mike Judge is named quality control coach. |
| Feb. 22 | Long-time NFL executive Reggie McKenzie is named as a senior personnel executive. McKenzie joins the Dolphins after spending the previous seven years (2012-18) as the general manager of the Oakland Raiders. |

# COLDEST AND WARMEST GAMES

## COLDEST GAMES

| DATE | TEAM | W/L | SCORE | CONDITIONS |
|---|---|---|---|---|
| 12/21/08 | at Kansas City | W | 38-31 | 10°, sunny |
| 12/11/77 | at New England | L | 10-14 | 14°, clear |
| 1/8/17 | *at Pittsburgh | L | 12-30 | 17°, partly cloudy |
| 12/12/82 | at New England | L | 0-3 | 22°, snowy |
| 12/17/17 | at Buffalo | L | 16-24 | 22°, mostly cloudy |
| 12/8/85 | at Green Bay | W | 34-24 | 23°, cloudy |
| 12/18/88 | at Pittsburgh | L | 24-40 | 23°, overcast, light snow |
| 12/3/89 | at Kansas City | L | 21-26 | 23°, clear |
| 12/27/92 | at New England (OT) | W | 16-13 | 23°, clear |
| 12/24/17 | at Kansas City | L | 13-29 | 23°, cloudy |

** Playoff Game*

*NOTE: Coldest game in Miami was 12/24/89 vs. Kansas City (27-24 win by Chiefs): 40° and clear.*

## WARMEST GAMES

| DATE | TEAM | W/L | SCORE | CONDITIONS |
|---|---|---|---|---|
| 9/8/96 | at Arizona | W | 38-10 | 101°, night and dry |
| 10/9/88 | at L.A. Raiders | W | 24-14 | 96°, clear and dry |
| 9/3/95 | N.Y. JETS | W | 52-14 | 94°, mostly sunny |
| 10/9/66 | at Oakland | L | 10-21 | 93°, sunny |
| 8/19/83 | **at Washington | W | 38-7 | 93°, fair and muggy |
| 9/1/96 | NEW ENGLAND | W | 24-10 | 93°, mostly sunny |
| 9/17/72 | at Kansas City | W | 20-10 | 91°, sunny |
| 9/24/89 | N.Y. JETS | L | 33-40 | 91°, partly sunny |
| 9/18/95 | PITTSBURGH | W | 23-10 | 91°, partly cloudy |
| 9/28/80 | NEW ORLEANS | W | 21-16 | 90°, partly cloudy |
| 9/4/83 | at Buffalo | W | 12-0 | 90°, sunny |
| 9/14/86 | INDIANAPOLIS | W | 30-10 | 90°, sunny |
| 8/17/17 | **BALTIMORE | L | 7-31 | 90°, partly cloudy |
| 9/23/18 | OAKLAND | W | 28-20 | 90°, partly cloudy |

*** Preseason Game*

# PLAYOFF HISTORY

## 1970 AFC PLAYOFF

**OAKLAND 21, MIAMI 14**
**DEC. 27, 1970**

**OAKLAND-ALAMEDA COUNTY COLISEUM**
**OAKLAND, CALIF.**

Oakland quarterback Daryle Lamonica unloaded an 82-yard touchdown pass to Rod Sherman with 9:34 left to play as Oakland spoiled the Dolphins' first appearance in the playoffs, 21-14, on a field oozing with mud. The Dolphins, who had won six consecutive games to finish the season 10-4 and gain a wild-card berth, took a 7-0 lead in the second quarter when Bob Griese fired a 16-yard strike to Paul Warfield in the end zone. Lamonica matched that TD with a 22-yard toss to Fred Biletnikoff only 1:50 before halftime. Raiders right cornerback Willie Brown intercepted a wet and wobbly pass by Griese and fled 50 yards along the sideline for the tie-breaking TD. It came minutes after Jake Scott recovered an Oakland fumble at the Miami 10-yard line. The heave to Sherman was insurance. Only three plays earlier, Dolphins kicker Garo Yepremian missed a 24-yard field goal attempt for the second time in the game. Oakland's George Blanda also missed a 23-yarder.

| | | | | | | |
|---|---|---|---|---|---|---|
| **MIAMI** | **0** | **7** | **0** | **7** | **–** | **14** |
| **OAKLAND** | **0** | **7** | **7** | **7** | **–** | **21** |

| TEAM | QTR | TIME | PLAY (EXTRA POINT) (DRIVE INFO) | MIA | OAK |
|---|---|---|---|---|---|
| Dolphins | 2 | 11:29 | Warfield 16 yd. pass from Griese (Yepremian kick) (2-19) | 7 | 0 |
| Raiders | 2 | 1:50 | Biletnikoff, 22 yd. pass from Lamonica (Blanda kick) (8-62) | 7 | 7 |
| Raiders | 3 | 2:34 | Brown 50 yd. interception return (Blanda kick) | 7 | 14 |
| Raiders | 4 | 9:34 | Sherman 82 yd. pass from Lamonica (Blanda kick) (3-80) | 7 | 21 |
| Dolphins | 4 | 10:32 | W. Richardson 7 yd. pass from Griese (Yepremian kick) (9-69) | 14 | 21 |

**ATT.** – 54,401

| TEAM STATS | MIA | OAK |
|---|---|---|
| First Downs | 16 | 12 |
| Rushing | 5 | 5 |
| Passing | 9 | 7 |
| Penalty | 2 | 0 |
| Total Net Yards | 242 | 307 |
| Total Net Plays | 63 | 52 |
| Average Gain | 3.8 | 5.9 |
| Net Yards Rushing | 118 | 120 |
| Rushes | 33 | 36 |
| Yards per Rush | 3.6 | 3.3 |
| Net Yards Passing | 124 | 187 |
| Completed - Attempted | 13-27 | 8-16 |
| Yards per Pass Play | 4.1 | 11.7 |
| Sacked - Yards Lost | 3-31 | 0-0 |
| Had Intercepted | 1 | 0 |
| Punts - Average | 5-196-39.2 | 4-129-32.3 |
| Return Yardage | 51 | 90 |
| Punts - Return Yards | 2-(-5) | 1-(-1) |
| Kickoffs - Return Yards | 4-56 | 3-41 |
| Interceptions - Return Yards | 0-0 | 1-50 |
| Penalties - Yards | 0-0 | 4-30 |
| Fumbles - Lost | 2-0 | 4-2 |

### INDIVIDUAL STATISTICS

**RUSHING (Att-Yds-TD):**
Miami: Kiick 14-64, Morris 8-29, Csonka 10-23, Griese 1-2.
Oakland: Hubbard 18-58, Smith 9-37, Dixon 8-31, Banaszak 1-(-6).

**PASSING (A-C-Y-TD-I):**
Miami: Griese 27-13-155-2-1.
Oakland: Lamonica 16-8-187-2-0.

**RECEIVING (Rec-Yds-TD):**
Miami: Warfield 4-62-1, Kiick 4-34, W. Richardson 2-30-1, Morris 2-15, Twilley 1-14.
Oakland: Biletnikoff 3-46-1, Chester 2-47, Sherman 1-82-1, Smith 1-9, Dixon 1-3.

**SACKS:**
Miami: None.
Oakland: Hilton 1, Curtis 1, Miller 1.
**INTERCEPTIONS (Int-Yds-TD):**
Miami: None.
Oakland: Brown 1-50-1.

## 1971 AFC PLAYOFF

**MIAMI 27, KANSAS CITY 24 (2 OTs)**
**DEC. 25, 1971**

**KANSAS CITY MUNICIPAL STADIUM**
**KANSAS CITY, MO.**

Garo Yepremian ended 82 minutes and 40 seconds of an epic struggle by booting a 37-yard field goal with 7:40 elapsed in the second overtime, lifting the Dolphins past Kansas City, 27-24, on Christmas Day. The Dolphins battled from behind three times to tie the AFC West champions, the third time on Bob Griese's five-yard pass to tight end Marv Fleming with 96 seconds remaining in regulation. Kansas City running back Ed Podolak, who amassed 350 yards of all-purpose running, returned the ensuing kickoff 78 yards to the Dolphin 22 where Curtis Johnson missed a desperation tackle. With 35 seconds on the clock, Jan Stenerud missed a 32-yard field-goal try. Stenerud had a 42-yarder blocked by Nick Buoniconti in the fifth quarter, and Yepremian was short with a 45-yard effort. But Larry Csonka crashed 29 yards to the Chiefs 36, and that put Yepremian, the NFL's scoring leader, in position to win it. Goal posts were on the goal line; in 1974 the uprights were moved to the end line.

| | | | | | | | |
|---|---|---|---|---|---|---|---|
| **MIAMI** | **0** | **10** | **7** | **7** | **0** | **3** | **27** |
| **KANSAS CITY** | **10** | **0** | **7** | **7** | **0** | **3** | **24** |

| TEAM | QTR | TIME | PLAY (EXTRA POINT) (DRIVE INFO) | MIA | KC |
|---|---|---|---|---|---|
| Chiefs | 1 | 8:54 | Stenerud 24 yd. field goal (9-40) | 0 | 3 |
| Chiefs | 1 | 3:29 | Podolak 7 yd. pass from Dawson (Stenerud kick) (6-35) | 0 | 10 |
| Dolphins | 2 | 12:38 | Csonka 1 yd. run (Yepremian kick) (9-80) | 7 | 10 |
| Dolphins | 2 | 0:13 | Yepremian 14 yd. field goal (4-5) | 10 | 10 |
| Chiefs | 3 | 5:16 | Otis 1 yd. run (Stenerud kick) (14-75) | 10 | 17 |
| Dolphins | 3 | 1:00 | Kiick 1 yd. run (Yepremian kick) (8-71) | 17 | 17 |
| Chiefs | 4 | 6:46 | Podolak 3 yd. run (Stenerud kick) (6-91) | 17 | 24 |
| Dolphins | 4 | 1:36 | Fleming 5 yd. pass from Griese (Yepremian kick) (9-71) | 24 | 24 |
| Dolphins | 2OT | 7:20 | Yepremian 37 yd. field goal (6-40) | 27 | 24 |

**ATT.** – 45,822

| TEAM STATS | MIA | KC |
|---|---|---|
| First Downs | 22 | 23 |
| Rushing | 6 | 13 |
| Passing | 14 | 10 |
| Penalty | 2 | 0 |
| Total Net Yards | 407 | 451 |
| Total Net Plays | 78 | 71 |
| Average Gain | 5.2 | 6.4 |
| Net Yards Rushing | 144 | 213 |
| Rushes | 43 | 44 |
| Yards per Rush | 3.3 | 4.8 |
| Net Yards Passing | 263 | 238 |
| Completed - Attempted | 20-35 | 18-26 |
| Yards per Pass Play | 7.5 | 8.8 |
| Sacked - Yards Lost | 0-0 | 1-8 |
| Had Intercepted | 2 | 2 |
| Punts - Average | 6-240-40.0 | 2-102-51.0 |
| Return Yardage | 92 | 172 |
| Punts - Return Yards | 1-18 | 2-1 |
| Kickoffs - Return Yards | 2-61 | 4-154 |
| Interceptions - Return Yards | 2-13 | 2-17 |
| Penalties - Yards | 5-26 | 6-44 |
| Fumbles - Lost | 1-0 | 3-2 |

### INDIVIDUAL STATISTICS

**RUSHING (Att-Yds-TD):**
Miami: Csonka 24-86-1, Kiick 15-56-1, Griese 2-9, Warfield 2-(-7).
Kansas City: Hayes 22-100, Podolak 17-85-1, Wright 2-15, Otis 3-13-1.

**PASSING (A-C-Y-TD-I):**
Miami: Griese 35-20-263-1-2.
Kansas City: Dawson 26-18-246-1-2.

**RECEIVING (Rec-Yds-TD):**
Miami: Warfield 7-140, Twilley 5-58, Fleming 4-37-1, Kiick 3-24, Mandich 1-4.
Kansas City: Podolak 8-110-1, Wright 3-104, Taylor 3-12, Hayes 3-6, Frazier 1-14.

**SACKS:**
Miami: Fernandez 0.5, Heinz 0.5.
Kansas City: None.

**INTERCEPTIONS (Int-Yds-TD):**
Miami: Scott 1-13, Johnson 1-0.
Kansas City: Lanier 1-7, Lynch 1-0.

## 1971 AFC CHAMPIONSHIP

**MIAMI 21, BALTIMORE 0** — **ORANGE BOWL**
**JAN. 2, 1972** — **MIAMI, FLA.**

Three lightning plays and a persistent defense propelled the Dolphins into Super Bowl VI with a 21-0 rout of Baltimore before an all-time Orange Bowl record crowd of 78,939. Strong safety Dick Anderson intercepted a Johnny Unitas pass which was deflected by Curtis Johnson, and behind a wall of six open-field blocks, Anderson weaved 62 yards for a third-quarter touchdown. "My eyes were popping as I ran," Anderson said. "I've never seen so many people land on their heads." Before Anderson's convoy made it 14-0, the Dolphins staggered the defending Super Bowl champions when Bob Griese and Paul Warfield hooked up for a 75-yard TD pass. Warfield applied the clincher when he escaped 50 yards with a Griese pass, setting up a five-yard TD slam by fullback Larry Csonka. The Colts had not been held scoreless for 97 games over seven seasons. They were stopped at the Dolphins' 9 in the second quarter. Jim O'Brien missed two field-goal attempts and had another blocked by Lloyd Mumphord.

| | | | | | | |
|---|---|---|---|---|---|---|
| **BALTIMORE** | **0** | **0** | **0** | **0** | **–** | **0** |
| **MIAMI** | **7** | **0** | **7** | **7** | **–** | **21** |

| TEAM | QTR | TIME | PLAY (EXTRA POINT) (DRIVE INFO) | BAL | MIA |
|---|---|---|---|---|---|
| Dolphins | 1 | 6:39 | Warfield 75 yd. pass from Griese (Yepremian kick) (2-80) | 0 | 7 |
| Dolphins | 3 | 4:39 | Anderson 62 yd. interception return (Yepremian kick) | 0 | 14 |
| Dolphins | 4 | 8:04 | Csonka 5 yd. run (Yepremian kick) (6-74) | 0 | 21 |

**ATT.** – 78,939

| TEAM STATS | BAL | MIA |
|---|---|---|
| First Downs | 16 | 13 |
| Rushing | 6 | 8 |
| Passing | 10 | 4 |
| Penalty | 0 | 1 |
| Total Net Yards | 302 | 286 |
| Total Net Plays | 68 | 45 |
| Average Gain | 4.4 | 6.4 |
| Net Yards Rushing | 93 | 144 |
| Rushes | 29 | 35 |
| Yards per Rush | 3.2 | 4.1 |
| Net Yards Passing | 209 | 142 |
| Completed - Attempted | 20-36 | 4-8 |
| Yards per Pass Play | 5.4 | 14.2 |
| Sacked - Yards Lost | 3-15 | 2-16 |
| Had Intercepted | 3 | 1 |
| Punts - Average | 3-136-45.3 | 6-256-42.7 |
| Return Yardage | 78 | 115 |
| Punts - Return Yards | 5-20 | 2-20 |
| Kickoffs - Return Yards | 2-58 | 1-22 |
| Interceptions - Return Yards | 1-0 | 3-73 |

| | | |
|---|---|---|
| Penalties - Yards | 2-20 | 1-12 |
| Fumbles - Lost | 1-0 | 0-0 |

**INDIVIDUAL STATISTICS**

**RUSHING (Att-Yds-TD):**
Baltimore: McCauley 15-50, Nottingham 11-33, Nowatzke 2-5, Unitas 2-1.
Miami: Kiick 18-66, Csonka 15-63-1, Griese 1-12, Morris 1-3.

**PASSING (A-C-Y-TD-I):**
Baltimore: Unitas 36-20-224-0-3.
Miami: Griese 8-4-158-1-1.

**RECEIVING (Rec-Yds-TD):**
Baltimore: Hinton 6-98, Nottingham 4-26, Perkins 3-19, Havrilak 2-31, McCauley 2-24, Mitchell 1-14, Mackey 1-6, Matte 1-6.
Miami: Warfield 2-125-1, Twilley 2-33.

**SACKS:**
Baltimore: Smith 1, M. Curtis 1.
Miami: Heinz 2.

**INTERCEPTIONS (Int-Yds-TD):**
Baltimore: Logan 1-0.
Miami: Anderson 1-62-1, Kolen 1-11, Scott 1-0.

## SUPER BOWL VI

**DALLAS 24, MIAMI 3** — **TULANE STADIUM**
**JAN. 16, 1972** — **NEW ORLEANS, LA.**

A 252-yard rushing attack and sharp passing by Roger Staubach spurred the Dallas Cowboys to a 24-3 victory over the Dolphins at Tulane Stadium. Duane Thomas pranced 95 yards on 19 carries, fullback Walt Garrison added 74 yards on 14 carries and Staubach passed twice for touchdowns to Lance Alworth and Mike Ditka. Staubach, who was sacked twice in the first quarter, bounced back to complete 12 of 19 passes, and he scrambled from the Dolphin pass rush five times. The Dolphins were frustrated all day; in the first quarter, Larry Csonka lost a fumble and Bob Griese was chased by tackle Bob Lilly for a 29-yard loss. Griese also fumbled away a snap at the Dallas 16 in the fourth period. Although it was an intriguing 10-3 at halftime, the Cowboys marched 71 yards in eight plays after the kickoff, and Thomas swept three yards for the touchdown.

| | | | | | | |
|---|---|---|---|---|---|---|
| **DALLAS** | **3** | **7** | **7** | **7** | **–** | **24** |
| **MIAMI** | **0** | **3** | **0** | **0** | **–** | **3** |

| TEAM | QTR | TIME | PLAY (EXTRA POINT) (DRIVE INFO) | DAL | MIA |
|---|---|---|---|---|---|
| Cowboys | 1 | 1:23 | Clark 9 yd. field goal (11-50) | 3 | 0 |
| Cowboys | 2 | 1:15 | Alworth 7 yd. pass from Staubach (Clark kick) (10-76) | 10 | 0 |
| Dolphins | 2 | 0:04 | Yepremian 31 yd. field goal (5-44) | 10 | 3 |
| Cowboys | 3 | 9:43 | D. Thomas 3 yd. run (Clark kick) (8-71) | 17 | 3 |
| Cowboys | 4 | 11:42 | Ditka 7 yd. pass from Staubach (Clark kick) (3-9) | 24 | 3 |

**ATT.** – 80,591

| TEAM STATS | DAL | MIA |
|---|---|---|
| First Downs | 23 | 10 |
| Rushing | 15 | 3 |
| Passing | 8 | 7 |
| Penalty | 0 | 0 |
| 3rd-Down Efficiency | 6 for 13 | 2 for 9 |
| 4th-Down Efficiency | 1 for 1 | 0 for 0 |
| Total Net Yards | 352 | 185 |
| Total Net Plays | 69 | 44 |
| Average Gain | 5.1 | 4.2 |
| Net Yards Rushing | 252 | 80 |
| Rushes | 48 | 20 |
| Yards per Rush | 5.3 | 4.0 |
| Net Yards Passing | 100 | 105 |
| Completed - Attempted | 12-19 | 12-23 |
| Yards per Pass Play | 4.8 | 4.4 |
| Sacked - Yards Lost | 2-19 | 1-29 |

| | | |
|---|---|---|
| Had Intercepted | 0 | 1 |
| Punts - Average | 5-186-37.2 | 5-200-40.0 |
| Return Yardage | 74 | 143 |
| Punts - Return Yards | 1-(-1) | 1-21 |
| Kickoffs - Return Yards | 2-34 | 5-122 |
| Interceptions - Return Yards | 1-41 | 0-0 |
| Penalties - Yards | 3-15 | 0-0 |
| Fumbles - Lost | 1-1 | 2-2 |
| Red Zone Efficiency | 3 for 5 | 0 for 1 |
| Goal-To-Go Efficiency | 3 for 5 | 0 for 0 |
| Time of Possession | 39:12 | 20:48 |

**INDIVIDUAL STATISTICS**

**RUSHING (Att-Yds-TD):**
Miami: Csonka 9-40, Kiick 10-40, Griese 1-0.
Dallas: Thomas 19-95-1, Garrison 14-74, Hill 7-25, Staubach 5-18, Ditka 1-17, Hayes 1-16, Reeves 1-7.

**PASSING (A-C-Y-TD-I):**
Miami: Griese 23-12-134-0-1.
Dallas: Staubach 19-12-119-2-0.

**RECEIVING (Rec-Yds-TD):**
Miami: Warfield 4-39, Kiick 3-21, Csonka 2-18, Fleming 1-27, Twilley 1-20, Mandich 1-9.
Dallas: Thomas 3-17, Alworth 2-28-1, Ditka 2-28-1, Hayes 2-23, Garrison 2-11, Hill 1-12.

**SACKS:**
Miami: Fernandez 1, Riley 1.
Dallas: Lilly 1.

**INTERCEPTIONS (Int-Yds-TD):**
Miami: None
Dallas: Howley 1-14.

## 1972 AFC PLAYOFF

**MIAMI 20, CLEVELAND 14** — **ORANGE BOWL**
**DEC. 24, 1972** — **MIAMI, FLA.**

On the ropes in the fourth quarter after an unprecedented 14 victories, the Dolphins responded to a poised Earl Morrall and drove 80 yards for a touchdown with 4:56 to play for a 20-14 victory over the Cleveland Browns. Morrall, the NFL's leading passer after replacing the injured Bob Griese 10 weeks earlier, had completed only four passes for 38 yards. But he threw 15 and 35 yards to Paul Warfield, reaching the Browns 20, and a pass interference call against linebacker Billy Andrews put the ball at the eight. Halfback Jim Kiick then bulled eight yards up the middle on a trap for the winning points. The triumph was sealed with a minute to play when Dolphins linebacker Doug Swift intercepted Cleveland QB Mike Phipps at the Dolphin 20. Despite stealing five of Phipps' passes, the Dolphins were stung by a 27-yard TD pass to Fair Hooker and trailed 14-13 with 8:11 to play.

| | | | | | | |
|---|---|---|---|---|---|---|
| **CLEVELAND** | **0** | **0** | **7** | **7** | **–** | **14** |
| **MIAMI** | **10** | **0** | **0** | **10** | **–** | **20** |

| TEAM | QTR | TIME | PLAY (EXTRA POINT) (DRIVE INFO) | CLE | MIA |
|---|---|---|---|---|---|
| Dolphins | 1 | 9:32 | Babb 5 yd. blocked punt return (Yepremian kick) | 0 | 7 |
| Dolphins | 1 | 2:30 | Yepremian 40 yd. field goal (11-51) | 0 | 10 |
| Browns | 3 | 7:38 | Phipps 5 yd. run (Cockroft kick) (5-44) | 7 | 10 |
| Dolphins | 4 | 13:32 | Yepremian 46 yd. field goal (8-32) | 7 | 13 |
| Browns | 4 | 8:11 | Hooker 27 yd. pass from Phipps (Cockroft kick) (11-90) | 14 | 13 |
| Dolphins | 4 | 4:54 | Kiick 8 yd. run (Yepremian kick) (6-80) | 14 | 20 |

**ATT.** – 78,196

| TEAM STATS | CLE | MIA |
|---|---|---|
| First Downs | 15 | 17 |
| Rushing | 9 | 11 |
| Passing | 6 | 4 |
| Penalty | 0 | 2 |
| Total Net Yards | 283 | 272 |
| Total Net Plays | 57 | 64 |

| | | |
|---|---|---|
| Average Gain | 5.0 | 4.3 |
| Net Yards Rushing | 165 | 198 |
| Rushes | 32 | 47 |
| Yards per Rush | 5.2 | 4.2 |
| Net Yards Passing | 118 | 74 |
| Completed - Attempted | 9-23 | 6-13 |
| Yards per Pass Play | 4.7 | 4.4 |
| Sacked - Yards Lost | 2-13 | 4-14 |
| Had Intercepted | 5 | 0 |
| Punts - Average | 6-208-34.7 | 5-210-42.0 |
| Return Yardage | 102 | 63 |
| Punts - Return Yards | 2-46 | 1-(-1) |
| Kickoffs - Return Yards | 3-56 | 0-0 |
| Interceptions - Return Yards | 0-0 | 5-64 |
| Penalties - Yards | 3-5 | 3-25 |
| Fumbles - Lost | 2-0 | 2-2 |

**INDIVIDUAL STATISTICS**

**RUSHING (Att-Yds-TD):**
Cleveland: Scott 16-94, Phipps 8-47-1, Brown 4-13, Kelly 4-11.
Miami: Morris 15-72, Kiick 14-50-1, Warfield 2-41, Csonka 12-32, Morrall 4-3.

**PASSING (A-C-Y-TD-I):**
Cleveland: Phipps 23-9-131-1-5.
Miami: Morrall 13-6-88-0-0.

**RECEIVING (Rec-Yds-TD):**
Cleveland: B. Scott 4-30, Hooker 3-53-1, Kelly 1-27, Morin 1-21.
Miami: Twilley 3-33, Warfield 2-50, Kiick 1-5.

**SACKS:**
Cleveland: Roman 2, Sherk 1, Johnson 1.
Miami: Fernandez 1, Stanfill 1.

**INTERCEPTIONS (Int-Yds-TD):**
Miami: Cleveland: None.
Miami: Swift 2-19, Anderson 2-12, Johnson 1-33.

## 1972 AFC CHAMPIONSHIP

**MIAMI 21, PITTSBURGH 17** — **THREE RIVERS STADIUM**
**DEC. 31, 1972** — **PITTSBURGH, PA.**

Quarterback Bob Griese, playing 11 weeks after he had broken his right leg, ignited a third-quarter touchdown drive with a 52-yard pass to Paul Warfield, and the Dolphins overtook the Pittsburgh Steelers, 21-17, in unusually warm 63-degree weather. Griese was given the nod in the second half after Earl Morrall had flipped a nine-yard touchdown pass to Larry Csonka for a 7-7 halftime deadlock. Punter Larry Seiple broke loose on a daring 37-yard run on fourth down to set up that TD. Trailing 10-7, Griese directed TD drives of 80 and 49 yards with Jim Kiick blasting two and three yards for the scores. Steelers quarterback Terry Bradshaw, who closed the gap with four straight completions on a 71-yard TD drive, was intercepted by Nick Buoniconti at midfield with 2 1/2 minutes to play. In addition to Seiple's dash, the Dolphins converted fourth-down situations on both Griese-led drives.

| | | | | | | |
|---|---|---|---|---|---|---|
| **MIAMI** | **0** | **7** | **7** | **7** | **–** | **21** |
| **PITTSBURGH** | **7** | **0** | **3** | **7** | **–** | **17** |

| TEAM | QTR | TIME | PLAY (EXTRA POINT) (DRIVE INFO) | MIA | PIT |
|---|---|---|---|---|---|
| Steelers | 1 | 4:15 | Mullins recovery of Bradshaw fumble (Gerela kick) (10-48) | 0 | 7 |
| Dolphins | 2 | 11:57 | Csonka 9 yd. pass from Morrall (Yepremian kick) (9-80) | 7 | 7 |
| Steelers | 3 | 10:56 | Gerela 14 yd. field goal (9-73) | 7 | 10 |
| Dolphins | 3 | 3:21 | Kiick 2 yd. run (Yepremian kick) (11-80) | 14 | 10 |
| Dolphins | 4 | 7:25 | Kiick 3 yd. run (Yepremian kick) (11-49) | 21 | 10 |
| Steelers | 4 | 5:21 | Young 12 yd. pass from Bradshaw (Gerela kick) (4-71) | 21 | 17 |

**ATT.** – 50,350

| TEAM STATS | MIA | PIT |
|---|---|---|
| First Downs | 19 | 13 |
| Rushing | 11 | 6 |
| Passing | 6 | 6 |
| Penalty | 2 | 1 |
| Total Net Yards | 314 | 250 |
| Total Net Plays | 65 | 48 |
| Average Gain | 4.8 | 5.2 |
| Net Yards Rushing | 193 | 128 |
| Rushes | 49 | 26 |
| Yards per Rush | 3.9 | 4.9 |
| Net Yards Passing | 121 | 122 |
| Completed - Attempted | 10-16 | 10-20 |
| Yards per Pass Play | 7.6 | 5.5 |
| Sacked - Yards Lost | 0-0 | 2-15 |
| Had Intercepted | 1 | 2 |
| Punts - Average | 4-142-35.5 | 4-205-51.3 |
| Return Yardage | 34 | 118 |
| Punts - Return Yards | 0-0 | 1-5 |
| Kickoffs - Return Yards | 1-23 | 3-85 |
| Interceptions - Return Yards | 2-11 | 1-28 |
| Penalties - Yards | 2-19 | 4-30 |
| Fumbles - Lost | 0-0 | 2-0 |

**INDIVIDUAL STATISTICS**

**RUSHING (Att-Yds-TD):**
Miami: Morris 16-76, Csonka 24-68, Seiple 1-37, Kiick 8-12-2.
Pittsburgh: Harris 16-76, Fuqua 8-47, Bradshaw 2-5.

**PASSING (A-C-Y-TD-I):**
Miami: Morrall 11-7-51-1-1, Griese 5-3-70-0-0.
Pittsburgh: Bradshaw 10-5-80-1-2, Hanratty 10-5-57-0-0.

**RECEIVING (Rec-Yds-TD):**
Miami: Fleming 5-50, Warfield 2-63, Csonka 1-9-1, Mandich 1-5, Morris 1-(-6).
Pittsburgh: Young 4-54-1, Shanklin 2-49, Harris 2-3, McMakin 1-22, Brown 1-9.

**SACKS:**
Miami: Stanfill 1-5, Den Herder 0.5.
Pittsburgh: None.

**INTERCEPTIONS (Int-Yds-TD):**
Miami: Buoniconti 1-6, Kolen 1-5.
Pittsburgh: Edwards 1-28.

## SUPER BOWL VII

**MIAMI 14, WASHINGTON 7**
**JAN. 14, 1973**

**MEMORIAL COLISEUM**
**LOS ANGELES, CALIF.**

"This is the ultimate," Coach Don Shula said quietly after his unbeaten Dolphins dominated the Washington Redskins, 14-7, to cap a perfect season. It was Shula's first Super Bowl triumph in three tries. A record Super Bowl paid crowd of 90,182 saw the Dolphins surge to a 14-0 halftime lead even as one touchdown was nullified by an offside penalty. Miami intercepted three of Bill Kilmer's passes, and Manny Fernandez scuttled the Redskin running game with 17 tackles. An original Dolphin, Howard Twilley, eluded cornerback Pat Fischer to snare a 28-yard touchdown pass from Bob Griese in the first quarter. Griese's 57-yard TD bomb to Paul Warfield was erased by the penalty, but a 32-yard interception return by linebacker Nick Buoniconti set up the Dolphins' second score. Safety Jake Scott thwarted Kilmer with an end zone interception and 55-yard runback. The Redskins finally scored on a bizarre 49-yard fumble recovery by Mike Bass after a blocked field goal and attempted pass by kicker Garo Yepremian. Scott was named MVP.

| | | | | | | |
|---|---|---|---|---|---|---|
| **MIAMI** | **7** | **7** | **0** | **0** | **–** | **14** |
| **WASHINGTON** | **0** | **0** | **0** | **7** | **–** | **7** |

| TEAM | QTR | TIME | PLAY (EXTRA POINT) (DRIVE INFO) | MIA | WAS |
|---|---|---|---|---|---|
| Dolphins | 1 | 0:01 | Twilley 28 yd. pass from Griese (Yepremian kick) (6-63) | 7 | 0 |
| Dolphins | 2 | 0:18 | Kiick 1 yd. run (Yepremian kick) (5-27) | 14 | 0 |
| Redskins | 4 | 2:07 | Bass 49 yd. fumble recovery (Knight kick) | 14 | 7 |

**ATT.** – 90,182

| TEAM STATS | MIA | WAS |
|---|---|---|
| First Downs | 12 | 16 |
| Rushing | 7 | 9 |
| Passing | 5 | 7 |
| Penalty | 0 | 0 |
| 3rd-Down Efficiency | 3 for 11 | 3 for 13 |
| 4th-Down Efficiency | 0 for 0 | 0 for 1 |
| Total Net Yards | 253 | 228 |
| Total Net Plays | 50 | 66 |
| Average Gain | 5.1 | 3.5 |
| Net Yards Rushing | 184 | 141 |
| Rushes | 37 | 36 |
| Yards per Rush | 5.0 | 3.9 |
| Net Yards Passing | 69 | 87 |
| Completed - Attempted | 8-11 | 14-28 |
| Yards per Pass Play | 5.3 | 2.9 |
| Sacked - Yards Lost | 2-19 | 2-17 |
| Had Intercepted | 1 | 3 |
| Punts - Average | 7-301-43.0 | 5-156-31.2 |
| Return Yardage | 132 | 54 |
| Punts - Return Yards | 2-4 | 4-9 |
| Kickoffs - Return Yards | 2-33 | 3-45 |
| Interceptions - Return Yards | 3-95 | 1-0 |
| Penalties - Yards | 3-35 | 3-25 |
| Fumbles - Lost | 2-1 | 1-0 |
| Red Zone Efficiency | 1 for 2 | 0 for 2 |
| Goal-To-Go Efficiency | 1 for 2 | 0 for 0 |
| Time of Possession | 27:29 | 32:31 |

**INDIVIDUAL STATISTICS**

**RUSHING (Att-Yds-TD):**
Miami: Csonka 15-112, Kiick 12-38-1, Morris 10-34.
Washington: Brown 22-72, Harraway 10-37, Kilmer 2-18, C.Taylor 1-8, Smith 1-6.

**PASSING (A-C-Y-TD-I):**
Miami: Griese 11-8-88-1-1.
Washington: Kilmer 28-14-104-0-3.

**RECEIVING (Rec-Yds-TD):**
Miami: Warfield 3-36, Kiick 2-6, Twilley 1-28-1, Mandich 1-19, Csonka 1-(-1).
Washington: Jefferson 5-50, Brown 5-26, C.Taylor 2-20, Smith 1-11, Harraway 1-(-3).

**SACKS:**
Miami: Fernandez 1, Stanfill 1.
Washington: Talbert 1, Biggs 1.

**INTERCEPTIONS (Int-Yds-TD):**
Miami: Scott 2-63, Buoniconti 1-32.
Washington: Owens 1-0.

## 1973 AFC PLAYOFF

**MIAMI 34, CINCINNATI 16** — **ORANGE BOWL**
**DEC. 23, 1973** — **MIAMI, FLA.**

A defense which had allowed only 15 touchdowns all season kept the Cincinnati Bengals out of the end zone while the Dolphins hammered 241 yards on the ground for a convincing 34-16 victory. Mercury Morris scooted 106 yards on 20 carries and Bob Griese completed 11 of 18 passes, including TDs of 13 yards to Paul Warfield and seven yards to Jim Mandich. Garo Yepremian converted field goals of 50 and 46 yards in the second half to widen the winning margin. The Dolphins led 21-3 when a lapse just before halftime gave life to the Bengals. Safety Neal Craig intercepted Griese and returned it 45 yards for a score, and Horst Muhlmann booted field goals of 46 and 12 yards – the second coming after Morris fumbled a kickoff – to make it 21-16.

| | | | | | | |
|---|---|---|---|---|---|---|
| **CINCINNATI** | **3** | **13** | **0** | **0** | **–** | **16** |
| **MIAMI** | **14** | **7** | **10** | **3** | **–** | **34** |

| TEAM | QTR | TIME | PLAY (EXTRA POINT) (DRIVE INFO) | CIN | MIA |
|---|---|---|---|---|---|
| Dolphins | 1 | 9:37 | Warfield 13 yd. pass from Griese (Yepremian kick) (10-80) | 0 | 7 |
| Bengals | 1 | 5:38 | Muhlmann 24 yd. field goal (10-55) | 3 | 7 |
| Dolphins | 1 | 0:21 | Csonka 1 yd. run (Yepremian kick) (12-80) | 3 | 14 |
| Dolphins | 2 | 7:37 | Morris 4 yd. run (Yepremian kick) (7-75) | 3 | 21 |
| Bengals | 2 | 3:26 | Craig 45 yd. interception return (Muhlmann kick) | 10 | 21 |
| Bengals | 2 | 0:08 | Muhlmann 46 yd. field goal (6-29) | 13 | 21 |
| Bengals | 2 | 0:04 | Muhlmann 12 yd. field goal (1-0) | 16 | 21 |
| Dolphins | 3 | 9:42 | Mandich 7 yd. pass from Griese (Yepremian kick) (7-72) | 16 | 28 |
| Dolphins | 3 | 4:48 | Yepremian 50 yd. field goal (7-16) | 16 | 31 |
| Dolphins | 4 | 11:20 | Yepremian 46 yd. field goal (8-32) | 16 | 34 |

**ATT.** – 80,047

| TEAM STATS | CIN | MIA |
|---|---|---|
| First Downs | 11 | 27 |
| Rushing | 5 | 18 |
| Passing | 6 | 9 |
| Penalty | 0 | 0 |
| Total Net Yards | 194 | 400 |
| Total Net Plays | 50 | 71 |
| Average Gain | 3.9 | 5.6 |
| Net Yards Rushing | 97 | 241 |
| Rushes | 20 | 52 |
| Yards per Rush | 4.9 | 4.6 |
| Net Yards Passing | 97 | 159 |
| Completed - Attempted | 14-27 | 11-19 |
| Yards per Pass Play | 3.2 | 8.4 |
| Sacked - Yards Lost | 3-16 | 0-0 |
| Had Intercepted | 1 | 2 |
| Punts - Average | 7-254-36.3 | 2-98-49.0 |
| Return Yardage | 113 | 39 |
| Punts - Return Yards | 2-26 | 2-6 |
| Kickoffs - Return Yards | 2-42 | 2-14 |
| Interceptions - Return Yards | 2-45 | 1-19 |
| Penalties - Yards | 2-19 | 1-5 |
| Fumbles - Lost | 0-0 | 2-1 |

**INDIVIDUAL STATISTICS**

**RUSHING (Att-Yds-TD):**
Cincinnati: Clark 7-40, Anderson 3-26, Johnson 2-17, Elliot 7-15, Curtis 1-(-1).
Miami: Morris 20-106-1, Csonka 20-71-1, Kiick 10-51, Leigh 1-8, Nottingham 1-5.

**PASSING (A-C-Y-TD-I):**
Cincinnati: Anderson 27-14-113-0-1.
Miami: Griese 18-11-159-2-1, Briscoe 1-0-0-0-1.

**RECEIVING (Rec-Yds-TD):**
Cincinnati: Elliott 9-53, Joiner 2-33, Clark 2-18, Curtis 1-9.
Miami: Warfield 4-95-1, Mandich 3-28-1, Kiick 3-19, Briscoe 1-17.

**SACKS:**
Cincinnati: None.
Miami: Matheson 2, Stanfill 1.

**INTERCEPTIONS (Int-Yds-TD):**
Cincinnati: Craig 1-45-1, Casanova 1-0.
Miami: Anderson 1-19.

## 1973 AFC CHAMPIONSHIP

**MIAMI 27, OAKLAND 10** — **ORANGE BOWL**
**DEC. 30, 1973** — **MIAMI, FLA.**

A relentless running attack with Larry Csonka and Mercury Morris accounting for 203 of the 266 yards, respectively, powered the Dolphins to a 27-10 triumph over the Oakland Raiders for a third straight American Conference title. Csonka, a 237-pound battering ram who had his third consecutive 1,000-yard season, scored three touchdowns with his 117 yards on 29 carries. The Dolphins covered 64 and 63 yards exclusively on the ground for a 14-0 halftime lead. Then as the Raiders battled to within 17-10, Bob Griese directed ground

assaults of 63 yards, culminating in a field goal, and 42 yards, ending in Csonka's third TD. Defensively, safety Dick Anderson forced a fourth-down fumble by Marv Hubbard at midfield, and the Dolphins took possession with a 20-10 lead and six minutes to play. Oakland had stopped Miami's 18-game winning streak, 12-7, three months earlier.

| | | | | | | |
|---|---|---|---|---|---|---|
| **OAKLAND** | **0** | **0** | **10** | **0** | **–** | **10** |
| **MIAMI** | **7** | **7** | **3** | **10** | **–** | **27** |

| TEAM | QTR | TIME | PLAY (EXTRA POINT) (DRIVE INFO) | OAK | MIA |
|---|---|---|---|---|---|
| Dolphins | 1 | 9:47 | Csonka 11 yd. run (Yepremian kick) (8-64) | 0 | 7 |
| Dolphins | 2 | 0:17 | Csonka 2 yd. run (Yepremian kick) (15-63) | 0 | 14 |
| Raiders | 3 | 9:49 | Blanda 21 yd. field goal (11-63) | 3 | 14 |
| Dolphins | 3 | 7:27 | Yepremian 42 yd. field goal (3-8) | 3 | 17 |
| Raiders | 3 | 2:38 | Siani 25 yd. pass from Stabler (Blanda kick) (10-79) | 10 | 17 |
| Dolphins | 4 | 9:42 | Yepremian 26 yd. field goal (11-63) | 10 | 20 |
| Dolphins | 4 | 1:49 | Csonka 2 yd. run (Yepremian kick) (10-42) | 10 | 27 |

**ATT.** – 75,105

| TEAM STATS | OAK | MIA |
|---|---|---|
| First Downs | 15 | 21 |
| Rushing | 4 | 18 |
| Passing | 9 | 2 |
| Penalty | 2 | 1 |
| Total Net Yards | 236 | 292 |
| Total Net Plays | 49 | 60 |
| Average Gain | 4.8 | 4.9 |
| Net Yards Rushing | 107 | 266 |
| Rushes | 26 | 53 |
| Yards per Rush | 4.1 | 5.0 |
| Net Yards Passing | 129 | 26 |
| Completed - Attempted | 15-23 | 3-6 |
| Yards per Pass Play | 5.6 | 3.7 |
| Sacked - Yards Lost | 0-0 | 1-8 |
| Had Intercepted | 1 | 1 |
| Punts - Average | 2-102-51.0 | 1-39-39.0 |
| Return Yardage | 89 | 129 |
| Punts - Return Yards | 1-0 | 2-10 |
| Kickoffs - Return Yards | 4-89 | 3-90 |
| Interceptions - Return Yards | 1-0 | 1-29 |
| Penalties - Yards | 3-35 | 3-26 |
| Fumbles - Lost | 1-0 | 1-0 |

**INDIVIDUAL STATISTICS**

**RUSHING (Att-Yds-TD):**
Oakland: Hubbard 10-54, C. Smith 10-35, Davis 4-15, Banaszak 2-3.
Miami: Csonka 29-117-3, Morris 14-86, Griese 3-39, Kiick 6-12, Nottingham 1-12.

**PASSING (A-C-Y-TD-I):**
Oakland: Stabler 23-15-129-1-1.
Miami: Griese 6-3-34-0-1.

**RECEIVING (Rec-Yds-TD):**
Oakland: C.Smith 5-43, Siani 3-45-1, Biletnikoff 2-15, Hubbard 2-11, Moore 2-9, Davis 1-6.
Miami: Warfield 1-27, Briscoe 1-6, Kiick 1-1.

**SACKS:**
Oakland: Sistrunk 1.
Miami: None.

**INTERCEPTIONS (Int-Yds-TD):**
Oakland: Brown 1-0.
Miami: Matheson 1-29.

## SUPER BOWL VIII

**MIAMI 24, MINNESOTA 7**
**JAN. 13, 1974**

**RICE STADIUM**
**HOUSTON, TEXAS**

Winning for the 32nd time in 34 games, the Dolphins repeated as Super Bowl champions and proved themselves "Best Ever" with a 24-7 rout of the Minnesota Vikings at Rice Stadium. There was no doubt from the beginning. The Dolphins swept 62 yards in 10 plays with the opening kickoff, scoring on Larry Csonka's five-yard smash. Minnesota punted, and the onslaught resumed with a 56-yard, 10-play Dolphin drive capped by Jim Kiick's one-yard plunge. It was 17-0 before the Vikings crossed their 40, and a fourth-down fumble by Minnesota's Oscar Reed was recovered by safety Jake Scott at the Dolphins' six-yard line. A brilliant, diving catch by Paul Warfield netted 27 yards on a third-quarter TD drive that hiked the score to 24-0. Csonka finished with his best-ever total of 145 yards on 33 carries. The Dolphins rushed for 703 yards and outscored opponents 85-33 in the three-game playoff blitz. Csonka's yardage was a Super Bowl record and he was named MVP.

| | | | | | | |
|---|---|---|---|---|---|---|
| **MINNESOTA** | **0** | **0** | **0** | **7** | **–** | **7** |
| **MIAMI** | **14** | **3** | **7** | **0** | **–** | **24** |

| TEAM | QTR | TIME | PLAY (EXTRA POINT) (DRIVE INFO) | MIN | MIA |
|---|---|---|---|---|---|
| Dolphins | 1 | | Csonka 5 yd. run (Yepremian kick) (10-62) | 0 | 7 |
| Dolphins | 1 | | Kiick 1 yd. run (Yepremian kick) (10-56) | 0 | 14 |
| Dolphins | 2 | | Yepremian 28 yd. field goal (8-44) | 0 | 17 |
| Dolphins | 3 | | Csonka 2 yd. run (Yepremian kick) (8-43) | 0 | 24 |
| Vikings | 4 | | Tarkenton 4 yd. run (Cox kick) (10-57) | 7 | 24 |

**ATT.** – 71,882

| TEAM STATS | MIN | MIA |
|---|---|---|
| First Downs | 14 | 21 |
| Rushing | 5 | 13 |
| Passing | 8 | 4 |
| Penalty | 1 | 4 |
| 3rd-Down Efficiency | 8 for 15 | 4 for 11 |
| 4th-Down Efficiency | 0 for 1 | 1 for 1 |
| Total Net Yards | 238 | 259 |
| Total Net Plays | 54 | 61 |
| Average Gain | 4.4 | 4.2 |
| Net Yards Rushing | 72 | 196 |
| Rushes | 24 | 53 |
| Yards per Rush | 3.0 | 3.7 |
| Net Yards Passing | 166 | 63 |
| Completed - Attempted | 18-28 | 6-7 |
| Yards per Pass Play | 5.5 | 7.9 |
| Sacked - Yards Lost | 2-16 | 1-10 |
| Had Intercepted | 1 | 0 |
| Punts - Average | 5-211-42.2 | 3-119-39.7 |
| Return Yardage | 69 | 77 |
| Punts - Return Yards | 0-0 | 3-20 |
| Kickoffs - Return Yards | 4-69 | 2-47 |
| Interceptions - Return Yards | 0-0 | 1-10 |
| Penalties - Yards | 7-65 | 1-4 |
| Fumbles - Lost | 2-1 | 1-0 |
| Red Zone Efficiency | 1 for 2 | 3 for 3 |
| Goal-To-Go Efficiency | 0 for 0 | 3 for 3 |
| Time of Possession | 26:15 | 33:45 |

### INDIVIDUAL STATISTICS

**RUSHING (Att-Yds-TD):**
Minnesota: Reed 11-32; Foreman 7-18; Tarkenton 4-17-1; Marinaro 1-3; B. Brown 1-2.
Miami: Csonka 33-145-2; Morris 11-34; Kiick 7-10-1; Griese 2-7.

**PASSING (A-C-Y-TD-I):**
Minnesota: Tarkenton 28-18-182-0-1.
Miami: Griese 7-6-73-0-0.

**RECEIVING (Rec-Yds-TD):**

Minnesota: Foreman 5-27; Gilliam 4-44; Voight 3-46; Marinaro 2-39; B. Brown 1-9; Kingsriter 1-9; Lash 1-9; Reed 1-(-1).
Miami: Warfield 2-33; Mandich 2-21; Briscoe 2-19.

**SACKS:**
Minnesota: Paige 1.
Miami: Fernandez 1; Den Herder 1.

**INTERCEPTIONS (Int-Yds-TD):**
Minnesota: None.
Miami: Johnson 1-10.

## 1974 AFC PLAYOFF

**OAKLAND 28, MIAMI 26** — **OAKLAND-ALAMEDA COUNTY COLISEUM**
**DEC. 21, 1974** — **OAKLAND, CALIF.**

Oakland quarterback Ken Stabler, falling in the clutches of Vern Den Herder, unloaded a wobbly eight-yard pass that Clarence Davis wrestled from three defenders in the end zone, and the Raiders scored a stunning 28-26 victory over the defending champion Dolphins. Stabler, who had spent the last of his timeouts, appeared to have thrown an interception. But running back Davis clutched the football when bodies were untangled with 26 seconds remaining. It was the fourth TD pass for lefthander Stabler and his second "freak" score. Four minutes earlier Cliff Branch fell while catching a pass at the Dolphins' 27, but defender Henry Stuckey also slipped, and Branch got up and escaped for a 72-yard TD. The Dolphins, trailing by two points, went ahead with 2:08 remaining as rookie Benny Malone broke two tackles on a 23-yard touchdown run along the sideline.

| | | | | | | |
|---|---|---|---|---|---|---|
| **MIAMI** | **7** | **3** | **6** | **10** | **–** | **26** |
| **OAKLAND** | **0** | **7** | **7** | **14** | **–** | **28** |

| TEAM | QTR | TIME | PLAY (EXTRA POINT) (DRIVE INFO) | MIA | OAK |
|---|---|---|---|---|---|
| Dolphins | 1 | 14:45 | N. Moore 89 yd. kickoff return (Yepremian kick) | 7 | 0 |
| Raiders | 2 | 7:39 | C. Smith 31 yd. pass from Stabler (Blanda kick) (7-78) | 7 | 7 |
| Dolphins | 2 | 1:01 | Yepremian 33 yd. field goal (11-47) | 10 | 7 |
| Raiders | 3 | 8:05 | Biletnikoff 13 yd. pass from Stabler (Blanda kick) (9-60) | 10 | 14 |
| Dolphins | 3 | 6:38 | Warfield 16 yd. pass from Griese (kick failed) (5-65) | 16 | 14 |
| Dolphins | 4 | 11:50 | Yepremian 46 yd. field goal (8-53) | 19 | 14 |
| Raiders | 4 | 4:37 | Brance 72 yd. pass from Stabler (Blanda kick) (2-83) | 19 | 21 |
| Dolphins | 4 | 2:08 | Malone 23 yd. run (Yepremian kick) (4-68) | 26 | 21 |
| Raiders | 4 | 0:26 | Davis 8 yd. pass from Stabler (Blanda kick) (8-68) | 26 | 28 |

**ATT.** – 54,020

| TEAM STATS | MIA | OAK |
|---|---|---|
| First Downs | 18 | 19 |
| Rushing | 10 | 8 |
| Passing | 6 | 11 |
| Penalty | 2 | 0 |
| Total Net Yards | 294 | 411 |
| Total Net Plays | 57 | 64 |
| Average Gain | 5.2 | 6.4 |
| Net Yards Rushing | 213 | 135 |
| Rushes | 41 | 32 |
| Yards per Rush | 5.2 | 4.2 |
| Net Yards Passing | 81 | 276 |
| Completed - Attempted | 7-14 | 20-30 |
| Yards per Pass Play | 5.1 | 8.6 |
| Sacked - Yards Lost | 2-20 | 2-17 |
| Had Intercepted | 1 | 1 |
| Punts - Average | 6-199-33.2 | 7-299-42.7 |
| Return Yardage | 202 | 156 |
| Punts - Return Yards | 3-5 | 3-16 |
| Kickoffs - Return Yards | 5-183 | 6-135 |
| Interceptions - Return Yards | 1-14 | 1-5 |
| Penalties - Yards | 3-15 | 3-59 |
| Fumbles - Lost | 0-0 | 0-0 |

### INDIVIDUAL STATISTICS

**RUSHING (Att-Yds-TD):**
Miami: Csonka 24-114, Malone 14-83-1, Griese 2-14, Kiick 1-2.
Oakland: Davis 12-59, Hubbard 14-55, Banaszak 3-14, Stabler 3-7.

**PASSING (A-C-Y-TD-I):**
Miami: Griese 14-7-101-1-1.
Oakland: Stabler 30-20-293-4-1.

**RECEIVING (Rec-Yds-TD):**
Miami: Warfield 3-47-1, N. Moore 2-40, Nottingham 1-9, Kiick 1-5.
Oakland: Biletnikoff 8-122-1, Branch 3-84-1, Moore 3-22, C. Smith 2-35-1, C. Davis 2-16-1, Hubbard 1-9, Pitts 1-5.

**SACKS:**
Miami: Den Herder 1, Fernandez 1.
Oakland: Sistrunk 1, Jones 1.

**INTERCEPTIONS (Int-Yds-TD):**
Miami: Anderson 1-14.
Oakland: Villapiano 1-5.

## 1978 AFC WILD-CARD PLAYOFF

**HOUSTON 17, MIAMI 9** — **ORANGE BOWL**
**DEC. 24, 1978** — **MIAMI, FLA.**

The Houston Oilers amassed a 455-209 margin in total yardage, and aided by five Dolphins turnovers, gained a 17-9 victory in a battle of AFC wild-card entries at the Orange Bowl. Toni Fritsch kicked a 35-yard field goal with 7:25 remaining to snap a 7-7 tie that existed since the first quarter. An interception by linebacker Greg Bingham led to a clinching 50-yard touchdown drive capped by Earl Campbell's one-yard dive with 1:55 to go. Campbell, the NFL rushing leader with 1,450 yards as a rookie, had been checked for only 16 yards on 13 carries in the first half. Dolphins quarterback Bob Griese, playing with very sore ribs, connected with tight end Andre Tillman for a 13-yard TD after Earnie Rhone had recovered a fumbled punt at the Houston 21. But Griese completed only 13 of 28 passes. Twice the Dolphins lost the ball inside the Oilers 10-yard line when the game was tied. Houston's Dan Pastorini wore a flak jacket to protect three broken ribs, and he passed for 261 of his 306-yard total in the first half.

| | | | | | | |
|---|---|---|---|---|---|---|
| **HOUSTON** | **7** | **0** | **0** | **10** | **–** | **17** |
| **MIAMI** | **7** | **0** | **0** | **2** | **–** | **9** |

| TEAM | QTR | TIME | PLAY (EXTRA POINT) (DRIVE INFO) | HOU | MIA |
|---|---|---|---|---|---|
| Dolphins | 1 | 5:02 | Tillman 13 yd. pass from Griese (Yepremian kick) (2-21) | 0 | 7 |
| Oilers | 1 | 0:03 | Wilson 13 yd. pass from Pastorini (Fritsch kick) (10-71) | 7 | 7 |
| Oilers | 4 | 7:25 | Fritsch 35 yd. field goal (10-53) | 10 | 7 |
| Oilers | 4 | 1:55 | Campbell 1 yd. run (Fritsch kick) (10-50) | 17 | 7 |
| Dolphins | 4 | 0:11 | Safety, Pastorini runs out of end zone | 17 | 9 |

**ATT.** – 70,036

| TEAM STATS | HOU | MIA |
|---|---|---|
| First Downs | 23 | 14 |
| Rushing | 9 | 6 |
| Passing | 14 | 7 |
| Penalty | 0 | 1 |
| 3rd-Down Efficiency | 8 for 16 | 5 for 12 |
| Total Net Yards | 455 | 209 |
| Total Net Plays | 77 | 57 |
| Average Gain | 5.9 | 3.7 |
| Net Yards Rushing | 165 | 91 |
| Rushes | 45 | 25 |
| Yards per Rush | 3.7 | 3.6 |
| Net Yards Passing | 290 | 118 |
| Completed - Attempted | 20-30 | 12-30 |
| Yards per Pass Play | 9.1 | 3.7 |
| Sacked - Yards Lost | 2-16 | 2-19 |
| Had Intercepted | 0 | 3 |
| Punts - Average | 5-220-44.0 | 5-243-48.6 |

| | | |
|---|---|---|
| Return Yardage | 70 | 133 |
| Punts - Return Yards | 3-11 | 1-24 |
| Kickoffs - Return Yards | 2-55 | 5-109 |
| Interceptions - Return Yards | 3-4 | 0-0 |
| Penalties - Yards | 5-37 | 1-5 |
| Fumbles - Lost | 3-1 | 2-2 |
| Time of Possession | 35:43 | 24:17 |

**INDIVIDUAL STATISTICS**

**RUSHING (Att-Yds-TD):**
Houston: Campbell 26-84-1, Wilson 14-76, Poole 1-12, Coleman 1-2, Pastorini 3-(-9).
Miami: L. Harris 9-43, Williams 13-41, N. Moore 1-7, Bulaich 2-0.

**PASSING (A-C-Y-TD-I):**
Houston: Pastorini 29-20-306-1-0, Barber 1-0-0-0-0.
Miami: Griese 28-11-114-1-2, Strock 2-1-23-0-1.

**RECEIVING (Rec-Yds-TD):**
Houston: Burrough 6-103, Wilson 5-40-1, Barber 4-112, Woods 2-22, Campbell 1-13, Caster 1-11, Coleman 1-5.
Miami: D. Harris 4-42, N. Moore 2-28, Tillman 2-24-1, Bulaich 2-14, L. Harris 1-21, Williams 1-8.

**SACKS:**
Houston: Washington 1, Bethea 1.
Miami: Bokamper 2.

**INTERCEPTIONS (Int-Yds-TD):**
Houston: Bingham 1-4, Reinfeldt 1-0, Stemrick 1-0.
Miami: None.

## 1979 AFC PLAYOFF

**PITTSBURGH 34, MIAMI 14** — **THREE RIVERS STADIUM**
**DEC. 30, 1979** — **PITTSBURGH, PA.**

Launching a drive to their fourth Super Bowl title in six years, the Pittsburgh Steelers scored touchdowns on their first three possessions and coasted to a 34-14 victory at Three Rivers Stadium. Miami managed only 25 yards rushing against the Steel Curtain and was stopped twice in the second quarter after achieving a first down inside the Steelers 10-yard line. The Dolphins got as close as 20-7 with a seven-yard TD pass from Bob Griese to Duriel Harris in the third period, but Pittsburgh responded with a 69-yard TD drive. The Steelers marched 62, 62 and 56 yards for their first-quarter scores when quarterback Terry Bradshaw completed 8 of 10 passes, including touchdowns to John Stallworth and Lynn Swann, who was standing alone in the end zone. Don Strock directed a 13-play, 76-yard TD drive after relieving Griese in the fourth quarter.

| | | | | | | |
|---|---|---|---|---|---|---|
| **MIAMI** | **0** | **0** | **7** | **7** | **–** | **14** |
| **PITTSBURGH** | **20** | **0** | **7** | **7** | **–** | **34** |

| TEAM | QTR | TIME | PLAY (EXTRA POINT) (DRIVE INFO) | MIA | PIT |
|---|---|---|---|---|---|
| Steelers | 1 | 7:58 | Thornton 1 yd. run (Bahr kick) (13-62) | 0 | 7 |
| Steelers | 1 | 3:57 | Stallworth 17 yd. pass from Bradshaw (kick blocked) (9-62) | 0 | 13 |
| Steelers | 1 | 0:51 | Swann 20 yd. pass from Bradshaw (Bahr kick) (6-56) | 0 | 20 |
| Dolphins | 3 | 11:05 | Harris 7 yd. pass from Griese (von Schamann kick) (2-11) | 7 | 20 |
| Steelers | 3 | 6:02 | Bleier 1 yd. run (Bahr kick) (12-69) | 7 | 27 |
| Steelers | 4 | 9:04 | Harris 5 yd. run (Bahr kick) (9-43) | 7 | 34 |
| Dolphins | 4 | 3:07 | Csonka 1 yd. run (von Schamann kick) (13-76) | 14 | 34 |

**ATT.** – 50,214

| TEAM STATS | MIA | PIT |
|---|---|---|
| First Downs | 16 | 27 |
| Rushing | 2 | 14 |
| Passing | 11 | 12 |
| Penalty | 3 | 1 |
| 3rd-Down Efficiency | 7 for 19 | 11 for 14 |
| Total Net Yards | 249 | 379 |
| Total Net Plays | 65 | 72 |
| Average Gain | 3.8 | 5.3 |
| Net Yards Rushing | 25 | 159 |

| | | |
|---|---|---|
| Rushes | 22 | 40 |
| Yards per Rush | 1.1 | 4.0 |
| Net Yards Passing | 224 | 220 |
| Completed - Attempted | 22-40 | 21-31 |
| Yards per Pass Play | 5.2 | 6.9 |
| Sacked - Yards Lost | 3-19 | 1-10 |
| Had Intercepted | 2 | 0 |
| Punts - Average | 4-145-36.3 | 2-59-29.5 |
| Return Yardage | 87 | 80 |
| Punts - Return Yards | 0-0 | 4-31 |
| Kickoffs - Return Yards | 6-87 | 2-46 |
| Interceptions - Return Yards | 0-0 | 2-3 |
| Penalties - Yards | 4-35 | 8-41 |
| Fumbles - Lost | 0-0 | 3-3 |
| Time of Possession | 27:15 | 32:45 |

**INDIVIDUAL STATISTICS**

**RUSHING (Att-Yds-TD):**
Miami: Csonka 10-20-1, Davis 2-12, Griese 1-1, Williams 8-1, Roberts 1-(-9).
Pittsburgh: Harris 21-83-1, Thornton 12-52-1, Hawthorne 2-15, Bleier 4-13-1, Anderson 1-(-4).

**PASSING (A-C-Y-TD-I):**
Miami: Griese 26-14-118-1-1, Strock 14-8-125-0-1.
Pittsburgh: Bradshaw 31-21-230-2-0.

**RECEIVING (Rec-Yds-TD):**
Miami: Williams 6-26, Moore 5-93, Harris 3-61-1, Nathan 3-27, Davis 2-24, Hardy 2-12, Torrey 1-0.
Pittsburgh: Stallworth 6-86-1, Harris 5-32, Smith 4-41, Swann 3-37-1, Thornton 3-34.

**SACKS:**
Miami: Barisich 0.5, Den Herder 0.5.
Pittsburgh: Dunn 1.5, Greene 1, Lambert 0.5.

**INTERCEPTIONS (Int-Yds-TD):**
Miami: None.
Pittsburgh: Winston 1-3, Woodruff 1-0.

## 1981 AFC PLAYOFF

**SAN DIEGO 41, MIAMI 38 (OT)** **ORANGE BOWL**
**JAN. 2, 1982** **MIAMI, FLA.**

A record-setting showcase of the passing game resulted in NFL playoff marks for most points (79), most total yards (1,036) and most drama as the San Diego Chargers outlasted the Dolphins 41-38 in overtime. "The Miracle That Died" was the Miami Herald headline after the Dolphins rallied behind reserve quarterback Don Strock to overcome a 24-point deficit. The Pro Football Hall of Fame voted the contest as the "NFL's Game of the '80s." Strock completed 29 of 43 passes for 403 yards and four touchdowns, spurring the Dolphins to a 38-31 lead. A 12-yard sweep by Tony Nathan on the first play of the fourth quarter put the Dolphins on top. But Chargers quarterback Dan Fouts, who passed for an NFL record 4,802 yards during the season, led an 82-yard drive capped by a 9-yard pass to James Brooks to tie the game with 58 seconds remaining. Five players had more than 100 yards in receptions, topped by Chargers tight end Kellen Winslow with 13 catches for 166 yards. Fouts, who finished with 433 yards on 33 of 53 marksmanship, hooked up with Charlie Joiner for 39 yards to the Dolphins 10-yard line. Rolf Benirschke then kicked a 29-yard field goal to end the struggle after 13:52 of overtime. Benirschke had missed a 27-yard attempt eight minutes earlier, and Miami's Uwe von Schamann had two attempts blocked – a 43-yarder on the last play of regulation and a 35-yarder after 11:27 of overtime. It was the first game in NFL history in which two quarterbacks passed for more than 400 yards.

| | | | | | | |
|---|---|---|---|---|---|---|
| **SAN DIEGO** | **24** | **0** | **7** | **7** | **3** | **41** |
| **MIAMI** | **0** | **17** | **14** | **7** | **0** | **38** |

| TEAM | QTR | TIME | PLAY (EXTRA POINT) (DRIVE INFO) | SD | MIA |
|---|---|---|---|---|---|
| Chargers | 1 | 9:49 | Benirschke 32 yd. field goal (9-64) | 3 | 0 |
| Chargers | 1 | 7:24 | Chandler 56 yd. punt return (Benirschke kick) | 10 | 0 |
| Chargers | 1 | 3:58 | Muncie 1 yd. run (Benirschke kick) (7-29) | 17 | 0 |
| Chargers | 1 | 1:31 | Brooks 8 yd. pass from Fouts (Benirschke kick) (3-11) | 24 | 0 |
| Dolphins | 2 | 8:31 | von Schamann 34 yd. field goal (10-63) | 24 | 3 |
| Dolphins | 2 | 2:45 | Rose 1 yd. pass from Strock (von Schamann kick) (7-39) | 24 | 10 |

| | | | | | |
|---|---|---|---|---|---|
| Dolphins | 2 | 0:00 | Nathan 25 yd. run after lateral from Harris who caught a 15 yd. pass from Strock (von Schamann kick) (4-63) | 24 | 17 |
| Dolphins | 3 | 10:50 | Rose 15 yd. pass from Strock (von Schamann kick) (8-74) | 24 | 24 |
| Chargers | 3 | 4:15 | Winslow 25 yd. pass from Fouts (Benirschke kick) (6-60) | 31 | 24 |
| Dolphins | 3 | 1:28 | Hardy 50 yd. pass from Strock (von Schamann kick) (6-83) | 31 | 31 |
| Dolphins | 4 | 14:53 | Nathan 12 yd. run (von Schamann kick) (2-15) | 31 | 38 |
| Chargers | 4 | 0:58 | Brooks 9 yd. pass from Fouts (Benirschke kick) (10-82) | 38 | 38 |
| Chargers | OT | 1:08 | Benirschke 29 yd. field goal | 41 | 38 |

**ATT.** – 73,735

| TEAM STATS | SD | MIA |
|---|---|---|
| First Downs | 34 | 25 |
| Rushing | 10 | 3 |
| Passing | 21 | 21 |
| Penalty | 3 | 1 |
| 3rd-Down Efficiency | 8 for 15 | 8 for 16 |
| Total Net Yards | 564 | 472 |
| Total Net Plays | 85 | 79 |
| Average Gain | 6.6 | 6.0 |
| Net Yards Rushing | 149 | 78 |
| Rushes | 29 | 28 |
| Yards per Rush | 5.1 | 2.8 |
| Net Yards Passing | 415 | 394 |
| Completed - Attempted | 33-54 | 31-48 |
| Yards per Pass Play | 7.4 | 7.7 |
| Sacked - Yards Lost | 2-18 | 3-29 |
| Had Intercepted | 1 | 2 |
| Punts - Average | 4-161-40.3 | 5-210-42.0 |
| Return Yardage | 199 | 140 |
| Punts - Return Yards | 2-64 | 1-12 |
| Kickoffs - Return Yards | 6-100 | 6-98 |
| Interceptions - Return Yards | 2-35 | 1-30 |
| Penalties - Yards | 9-55 | 7-50 |
| Fumbles - Lost | 3-3 | 2-1 |
| Time of Possession | 37:25 | 36:27 |

**INDIVIDUAL STATISTICS**

**RUSHING (Att-Yds-TD):**
San Diego: Muncie 24-120-1, Brooks 3-19, Fouts 2-10.
Miami: Nathan 14-48-1, Woodley 1-10, Hill 3-8, Vigorito 1-6, Franklin 9-6.

**PASSING (A-C-Y-TD-I):**
San Diego: Fouts 53-33-433-3-1, Muncie 1-0-0-0-0.
Miami: Strock 43-29-403-4-1, Woodley 5-2-20-0-1.

**RECEIVING (Rec-Yds-TD):**
San Diego: Winslow 13-166-1, Joiner 7-108, Chandler 6-106, Brooks 4-31-2, Muncie 2-5; Scales 1-17.
Miami: Nathan 9-114-1, Harris 6-106, Hardy 5-89-1, Rose 4-37-2, Cefalo 3-62, Vigorito 2-12, Hill 2-3.

**SACKS:**
San Diego: Johnson 2, Jones 1.
Miami: Bokamper 2.

**INTERCEPTIONS (Int-Yds-TD):**
San Diego: Edwards 1-35, Buchanon 1-0.
Miami: L. Blackwood 1-8.

## 1982 AFC PLAYOFF (FIRST ROUND)

**MIAMI 28, NEW ENGLAND 13** — **ORANGE BOWL**
**JAN. 8, 1983** — **MIAMI, FLA.**

For the first time in nine years, the Miami Dolphins won a playoff game, defeating the New England Patriots 28-13. Dolphins QB David Woodley had one of his finest games, completing 16 of 19 passes for 246 yards and two TDs. He was a perfect 8-8 in the second half. The Dolphins had not experienced a playoff win since January 13, 1974, when they downed Minnesota in Super Bowl VIII. The Dolphins took command in the second quarter, putting together back-to-back TD drives of 76 and 79 yards that turned a 3-0 deficit into a 14-3 halftime advantage. The four Miami TDs came on a pair of two-yard passes from Woodley to tight end Bruce Hardy, a one-yard run by Andra Franklin and Woody Bennett's two-yard burst up the middle. Franklin

finished with 112 yards on 26 carries, but lost the ball three times on fumbles. Two of those fumbles resulted in John Smith field goals of 23 and 42 yards for New England.

| | | | | | | |
|---|---|---|---|---|---|---|
| **NEW ENGLAND** | **0** | **13** | **3** | **7** | **–** | **13** |
| **MIAMI** | **0** | **14** | **7** | **7** | **–** | **28** |

| TEAM | QTR | TIME | PLAY (EXTRA POINT) (DRIVE INFO) | NE | MIA |
|---|---|---|---|---|---|
| Patriots | 2 | 11:53 | Smith 23 yd. field goal (8-24) | 3 | 0 |
| Dolphins | 2 | 6:36 | Hardy 2 yd. pass from Woodley (von Schamann kick) (9-76) | 3 | 7 |
| Dolphins | 2 | 2:08 | Franklin 1 yd. run (von Schamann kick) (9-79) | 3 | 14 |
| Patriots | 3 | 7:04 | Smith 42 yd. field goal (8-38) | 6 | 14 |
| Dolphins | 3 | 1:01 | Bennett 2 yd. run (von Schamann kick) (11-74) | 6 | 21 |
| Dolphins | 4 | 8:55 | Hardy 2 yd. pass from Woodley (von Schamann kick) (8-62) | 6 | 28 |
| Patriots | 4 | 5:22 | Hasselbeck 22 yd. pass from Grogan (Smith kick) (6-80) | 13 | 28 |

**ATT.** – 68,842

| TEAM STATS | NE | MIA |
|---|---|---|
| First Downs | 14 | 27 |
| Rushing | 6 | 12 |
| Passing | 8 | 14 |
| Penalty | 0 | 1 |
| 3rd-Down Efficiency | 1 for 9 | 7 for 9 |
| Total Net Yards | 237 | 448 |
| Total Net Plays | 52 | 66 |
| Average Gain | 4.6 | 6.8 |
| Net Yards Rushing | 77 | 214 |
| Rushes | 18 | 45 |
| Yards per Rush | 4.3 | 4.8 |
| Net Yards Passing | 160 | 234 |
| Completed - Attempted | 16-30 | 16-19 |
| Yards per Pass Play | 4.7 | 11.1 |
| Sacked - Yards Lost | 4-29 | 2-12 |
| Had Intercepted | 2 | 0 |
| Punts - Average | 5-218-43.6 | 1-51-51.0 |
| Return Yardage | 54 | 138 |
| Punts - Return Yards | 0-0 | 4-40 |
| Kickoffs - Return Yards | 3-54 | 3-73 |
| Interceptions - Return Yards | 0-0 | 2-25 |
| Penalties - Yards | 4-27 | 2-15 |
| Fumbles - Lost | 1-1 | 3-3 |
| Time of Possession | 24:09 | 35:51 |

## INDIVIDUAL STATISTICS

**RUSHING (Att-Yds-TD):**
New England: van Eeghen 9-40, Collins 7-35, Tatupu 1-4, Morgan 1-(-2).
Miami: Franklin 26-112-1, Nathan 12-71, Woodley 1-16, Bennett 5-10-1, Vigorito 1-5.

**PASSING (A-C-Y-TD-I):**
New England: Grogan 30-16-189-1-2.
Miami: Woodley 19-16-246-2-0.

**RECEIVING (Rec-Yds-TD):**
New England: Hasselbeck 7-87-1, Dawson 4-49, Collins 1-17, Toler 1-16, Brown 1-8, Johnson 1-7, van Eeghen 1-5.
Miami: Nathan 5-68, Hardy 3-23-2, Rose 2-47, Vigorito 2-40, Cefalo 2-27, Harris 1-36, Diana 1-5.

**SACKS:**
New England: Owens 2.
Miami: Rhone 1, Bokamper 1, Baumhower 1, Duhe 1.

**INTERCEPTIONS (Int-Yds-TD):**
New England: None.
Miami: McNeal 1-16, Small 1-0.

## 1982 AFC PLAYOFF (SECOND ROUND)

**MIAMI 34, SAN DIEGO 13** **ORANGE BOWL**
**JAN. 16, 1983** **MIAMI, FLA.**

The Dolphins choked off the famed Chargers offense and won 34-13. The Dolphins defense stopped the San Diego offense, holding it to a total of 247 yards – 203 yards below its league-leading average - while holding the Chargers scoreless in the second half. Dolphins defenders intercepted QB Dan Fouts five times, sacked him three times and held the Chargers to 15 completions for 191 yards – their lowest output since a January, 1982, playoff game in the ice at Cincinnati. The Dolphins offense kept Fouts and Company on the sideline by utilizing ball control that produced 80 plays to San Diego's 54 and an overwhelming time of possession advantage; the Dolphins had the ball for 40:46 to the Chargers' 19:14. Dolphins QB David Woodley guided his team to a 214-yard ground attack while connecting on 17-22 passes for 195 yards and two TDs. Woodley opened the scoring with a three-yard pass to Nat Moore in the first quarter and made it 14-0 by directing Miami 89 yards on 13 plays. Chargers kickoff returner Hank Bauer fumbled a kickoff which was recovered by Uwe von Schamann at the Chargers 23-yard line. Seven plays later, Woodley hit tight end Ronnie Lee on a six-yard look-in pass for the score. On the next kickoff, Dolphins rookie Rich Diana recovered a fumble by the Chargers' James Brooks, but this time Miami had to settle for a 29-yard von Schamann field goal. The Chargers scored two late TDs, one on a 28-yard pass from Fouts to Charlie Joiner and the other on Chuck Muncie's one-yard dive that ended the San Diego scoring. Von Schamann added a second field goal shortly before the end of the first half and Woodley scored on a seven-yard QB draw early in the fourth quarter.

| | | | | | | |
|---|---|---|---|---|---|---|
| **SAN DIEGO** | **0** | **13** | **0** | **0** | **–** | **13** |
| **MIAMI** | **7** | **20** | **0** | **7** | **–** | **34** |

| TEAM | QTR | TIME | PLAY (EXTRA POINT) (DRIVE INFO) | SD | MIA |
|---|---|---|---|---|---|
| Dolphins | 1 | 8:08 | Moore 3 yd. pass from Woodley (von Schamann kick) (5-26) | 0 | 7 |
| Dolphins | 2 | 13:32 | Franklin 3 yd. run (von Schamann kick) (13-89) | 0 | 14 |
| Dolphins | 2 | 10:29 | Lee 6 yd. pass from Woodley (von Schamann kick) (7-23) | 0 | 21 |
| Dolphins | 2 | 7:45 | von Schamann 24 yd. field goal | 0 | 24 |
| Chargers | 2 | 3:46 | Joiner 28 yd. pass from Fouts (kick failed) (3-28) | 6 | 24 |
| Dolphins | 2 | 1:05 | von Schamann 23 yd. field goal (7-70) | 6 | 27 |
| Chargers | 2 | 0:22 | Muncie 1 yd. run (Benirschke kick) (5-76) | 13 | 27 |
| Dolphins | 4 | 14:18 | Woodley 7 yd. run (von Schamann kick) (8-62) | 13 | 34 |

**ATT.** – 71,383

| TEAM STATS | SD | MIA |
|---|---|---|
| First Downs | 17 | 29 |
| Rushing | 5 | 15 |
| Passing | 9 | 11 |
| Penalty | 3 | 3 |
| 3rd-Down Efficiency | 4 for 11 | 7 for 14 |
| Total Net Yards | 247 | 413 |
| Total Net Plays | 54 | 80 |
| Average Gain | 4.6 | 5.2 |
| Net Yards Rushing | 79 | 214 |
| Rushes | 17 | 56 |
| Yards per Rush | 4.6 | 3.8 |
| Net Yards Passing | 168 | 199 |
| Completed - Attempted | 15-34 | 18-23 |
| Yards per Pass Play | 4.5 | 8.3 |
| Sacked - Yards Lost | 3-23 | 1-16 |
| Had Intercepted | 5 | 1 |
| Punts - Average | 4-165-41.3 | 3-121-40.3 |
| Return Yardage | 127 | 98 |
| Punts - Return Yards | 3-16 | 2-4 |
| Kickoffs - Return Yards | 7-93 | 3-40 |
| Interceptions - Return Yards | 1-18 | 5-54 |
| Penalties - Yards | 7-62 | 6-70 |
| Fumbles - Lost | 3-2 | 2-1 |
| Time of Possession | 19:14 | 40:46 |

## INDIVIDUAL STATISTICS

**RUSHING (Att-Yds-TD):**
San Diego: Muncie 11-62-1, Brooks 3-9, Capelletti 1-5, Fouts 2-3.
Miami: Franklin 23-96-1, Nathan 19-83, Woodley 3-14-1, Bennett 7-14, Orosz 1-11, Vigorito 1-2, Jensen 2-(-6).

**PASSING (A-C-Y-TD-I):**
San Diego: Fouts 34-15-191-1-5.
Miami: Woodley 22-17-195-2-1, Nathan 1-1-20-0-0.

**RECEIVING (Rec-Yds-TD):**
San Diego: Muncie 6-53, Chandler 2-38, Brooks 2-25, Sievers 2-21, Joiner 1-28-1, Winslow 1-18, Holohan 1-8.
Miami: Nathan 8-55, Hardy 3-45, Cefalo 2-69, Vigorito 2-22, Harris 1-15, Lee 1-6-1, Moore 1-3-1.

**SACKS:**
San Diego: Ferguson 1.
Miami: Duhe 2, Bokamper 1.

**INTERCEPTIONS (Int-Yds-TD):**
San Diego: Fox 1-18.
Miami: G. Blackwood 2-19, McNeal 1-20, Small 1-16, L. Blackwood 1-(-1).

## 1982 AFC CHAMPIONSHIP

**MIAMI 14, N.Y. JETS 0** — **ORANGE BOWL**
**JAN. 23, 1983** — **MIAMI, FLA.**

For the third time in as many games in 1982, the Miami Dolphins defeated the New York Jets, this time on a rainy, mud-soaked Orange Bowl field. The Dolphins set an AFC Championship Game record by holding the Jets to 139 total yards. A.J. Duhe set an AFC playoff record with three interceptions, including one he returned for a 35-yard TD. The Dolphins set an NFL record by being the first team to have defeated the same team three times in a season – two times during the regular season and once in a playoff game. On nine occasions since the AFL-NFL merger, teams had met three times in a season – but no team had won all three games. Before a crowd of 67,396, the Dolphins' Woody Bennett rumbled seven yards up the middle to score the only points the Dolphins would need. That came in the third quarter after the teams had trudged through a scoreless first half on the soggy Prescription Athletic Turf.

| | | | | | | |
|---|---|---|---|---|---|---|
| **N.Y. JETS** | **0** | **0** | **0** | **0** | **–** | **0** |
| **MIAMI** | **0** | **0** | **7** | **7** | **–** | **14** |

| TEAM | QTR | TIME | PLAY (EXTRA POINT) (DRIVE INFO) | NYJ | MIA |
|---|---|---|---|---|---|
| Dolphins | 3 | 12:55 | Bennett 7 yd. run (von Schamann kick) (7-48) | 0 | 7 |
| Dolphins | 4 | 12:52 | Duhe 35 yd. interception return (von Schamann kick) | 0 | 14 |

**ATT.** – 67,396

| TEAM STATS | NYJ | MIA |
|---|---|---|
| First Downs | 10 | 13 |
| Rushing | 2 | 7 |
| Passing | 6 | 5 |
| Penalty | 2 | 1 |
| 3rd-Down Efficiency | 4 for 17 | 8 for 18 |
| Total Net Yards | 139 | 198 |
| Total Net Plays | 65 | 66 |
| Average Gain | 2.1 | 3.0 |
| Net Yards Rushing | 62 | 138 |
| Rushes | 24 | 41 |
| Yards per Rush | 2.6 | 3.4 |
| Net Yards Passing | 77 | 60 |
| Completed - Attempted | 15-37 | 9-21 |
| Yards per Pass Play | 1.9 | 2.4 |
| Sacked - Yards Lost | 4-26 | 4-27 |
| Had Intercepted | 5 | 3 |
| Punts - Average | 10-357-35.7 | 10-333-33.3 |
| Return Yardage | 97 | 88 |
| Punts - Return Yards | 6-65 | 3-20 |
| Kickoffs - Return Yards | 1-31 | 1-20 |
| Interceptions - Return Yards | 3-1 | 5-48 |

| | | |
|---|---|---|
| Penalties - Yards | 6-42 | 3-15 |
| Fumbles - Lost | 1-0 | 3-1 |
| Time of Possession | 26:09 | 33:51 |

**INDIVIDUAL STATISTICS**

**RUSHING (Att-Yds-TD):**
N.Y. Jets: McNeil 17-46, Todd 4-10, Augustyniak 2-5, Dierking 1-1.
Miami: Woodley 8-46, Franklin 13-44, Nathan 7-24, Bennett 13-24-1.

**PASSING (A-C-Y-TD-I):**
N.Y. Jets: Todd 37-15-103-0-5.
Miami: Woodley 21-9-87-0-3.

**RECEIVING (Rec-Yds-TD):**
N.Y. Jets: Harper 4-14, Jones 3-35, Barkum 2-20, Augustyniak 2-12, McNeil 1-9, Gaffney 1-7, Dierking 1-6, Walker 1-0.
Miami: Vigorito 3-29, Harris 2-28, Nathan 2-4, Rose 1-20, Lee 1-6.

**SACKS:**
N.Y. Jets: Gastineau 2, Lyons 1, Neil 1.
Miami: Bokamper 2, Brudzinski 1, Baumhower 1.

**INTERCEPTIONS (Int-Yds-TD):**
N.Y. Jets: Schroy 2-1, Buttle 1-0.
Miami: Duhe 3-36-1, Small 1-8, G. Blackwood 1-4.

## SUPER BOWL XVII

**WASHINGTON 27, MIAMI 17** — **ROSE BOWL**
**JAN. 30, 1983** — **PASADENA, CALIF.**

The Washington Redskins, behind the power running of John Riggins, came from behind to win Super Bowl XVII in the famed Rose Bowl, beating Miami 27-17. Before the second-largest crowd for a Super Bowl – 103,667 fans – the Redskins took the lead for the first time with a little more than 10 minutes left on the clock. The game was marked by a Super Bowl record performance by Fulton Walker, who returned four kickoffs 190 yards, including a 98-yard TD that gave Miami a 17-10 halftime lead. It was the first kickoff returned for a TD in Super Bowl history and the longest kickoff return in playoff history. Riggins ran up 166 yards on 38 carries, both Super Bowl records. On a short-yardage play – fourth-and-one from the Redskin 43 with 10:01 to play – Riggins broke a tackle and scored on a 43-yard run. Riggins accounted for 181 total yards, five more yards than the entire Miami offense could manage in the game. In the first quarter, Miami jumped to a quick lead with a 76-yard David Woodley to Jimmy Cefalo pass for a TD.

| | | | | | | |
|---|---|---|---|---|---|---|
| **MIAMI** | **7** | **10** | **0** | **0** | **–** | **17** |
| **WASHINGTON** | **0** | **10** | **3** | **14** | **–** | **27** |

| TEAM | QTR | TIME | PLAY (EXTRA POINT) (DRIVE INFO) | MIA | WAS |
|---|---|---|---|---|---|
| Dolphins | 1 | 8:11 | Cefalo 76 yd. pass from Woodley (von Schamann kick) (2-80) | 7 | 0 |
| Redskins | 2 | 14:39 | Moseley 31 yd. field goal (9-32) | 7 | 3 |
| Dolphins | 2 | 6:00 | von Schamann 20 yd. field goal (14-50) | 10 | 3 |
| Redskins | 2 | 1:51 | Garrett 4 yd. pass from Theismann (Moseley kick) (11-80) | 10 | 10 |
| Dolphins | 2 | 1:38 | Walker 98 yd. kickoff return (von Schamann kick) | 17 | 10 |
| Redskins | 3 | 8:09 | Moseley 20 yd. field goal (7-61) | 17 | 13 |
| Redskins | 4 | 10:01 | Riggins 43 yd. run (Moseley kick) (4-52) | 17 | 20 |
| Redskins | 4 | 1:55 | Brown 6 yd. pass from Theismann (Moseley kick) (12-41) | 17 | 27 |

**ATT.** – 103,667

| TEAM STATS | MIA | WAS |
|---|---|---|
| First Downs | 9 | 24 |
| Rushing | 7 | 14 |
| Passing | 2 | 9 |
| Penalty | 0 | 1 |
| 3rd-Down Efficiency | 3 for 11 | 11 for 18 |
| 4th-Down Efficiency | 0 for 1 | 1 for 1 |
| Total Net Yards | 176 | 400 |
| Total Net Plays | 47 | 78 |
| Average Gain | 3.7 | 5.1 |
| Net Yards Rushing | 96 | 276 |

| | | |
|---|---|---|
| Rushes | 29 | 52 |
| Yards per Rush | 3.3 | 5.3 |
| Net Yards Passing | 80 | 124 |
| Completed - Attempted | 4-17 | 15-23 |
| Yards per Pass Play | 4.4 | 4.8 |
| Sacked - Yards Lost | 1-17 | 3-19 |
| Had Intercepted | 1 | 2 |
| Punts - Average | 6-227-37.8 | 4-168-42.0 |
| Return Yardage | 244 | 109 |
| Punts - Return Yards | 2-22 | 6-52 |
| Kickoffs - Return Yards | 6-222 | 3-57 |
| Interceptions - Return Yards | 2-0 | 1-0 |
| Penalties - Yards | 4-55 | 5-36 |
| Fumbles - Lost | 2-1 | 0-0 |
| Red Zone Efficiency | 0 for 1 | 2 for 5 |
| Goal-To-Go Efficiency | 0 for 1 | 1 for 2 |
| Time of Possession | 23:47 | 36:13 |

**INDIVIDUAL STATISTICS**

**RUSHING (Att-Yds-TD):**
Miami: Franklin 16-49, Nathan 7-26, Woodley 4-16, Vigorito 1-4, Harris 1-1.
Washington: Riggins 38-166-1, Garrett 1-44, Harmon 9-40, Theismann 3-20, Walker 1-6.

**PASSING (A-C-Y-TD-I):**
Miami: Woodley 14-4-97-1-1, Strock 3-0-0-0-0.
Washington: Theismann 23-15-143-2-2.

**RECEIVING (Rec-Yds-TD):**
Miami: Cefalo 2-82-1, Harris 2-15.
Washington: Brown 6-60-1, Warren 5-28, Garrett 2-13-1, Walker 1-27, Riggins 1-15.

**SACKS:**
Miami: Baumhower 1, Gordon 1, Rhone 1.
Washington: Manley 1.

**INTERCEPTIONS (Int-Yds-TD):**
Miami: Duhe 1-0, L. Blackwood 1-0.
Washington: Murphy 1-0.

## 1983 AFC PLAYOFF

**SEATTLE 27, MIAMI 20** — **ORANGE BOWL**
**DEC. 31, 1983** — **MIAMI, FLA.**

The Miami Dolphins saw their season end on a sour note as they lost a 27-20 decision to the Seattle Seahawks in the first round of the AFC playoffs. Before 71,032 fans in the Orange Bowl, Dolphins rookie quarterback Dan Marino returned from his December 4 knee injury. On their second possession, the Dolphins launched a 12-play, 80-yard drive ending with a 19-yard TD pass from Marino to tight end Dan Johnson (PAT missed). A 59-yard return by Zachary Dixon on the ensuing kickoff led to a six-yard scoring toss from Seattle's Dave Krieg to Cullen Bryant with the extra point, giving the Seahawks a one point lead. Miami immediately retaliated, using a 17-yard Marino to Mark Duper hook-up to pave the way for a 32-yard circus catch by Duper for the touchdown. Early in the third quarter, a David Overstreet fumble in Seattle territory set the Seahawks up for a 55-yard TD march featuring a 28-yard completion from Krieg to Paul Johns, and culminating in a one-yard run by Curt Warner. Norm Johnson's 27-yard field goal early in the fourth quarter gave Seattle a 17-13 lead. The Dolphins managed to regain the lead at 20-17 following a Gerald Small interception (18-yard return) and Woody Bennett's two-yard run with only 3:43 remaining. However, the lead was shortlived as the Seahawks came right back to score on Warner's short run following a pair of Krieg to Steve Largent completions for a total of 56 yards. Miami's Fulton Walker then fumbled the Seattle kickoff, thus leading to a 37-yard Johnson field goal. Another Walker kickoff fumble iced the game for the Seahawks, who were participating in the playoffs for the first time in their eight-year history.

| | | | | | | |
|---|---|---|---|---|---|---|
| **SEATTLE** | **0** | **7** | **7** | **13** | **–** | **27** |
| **MIAMI** | **0** | **13** | **0** | **7** | **–** | **20** |

| TEAM | QTR | TIME | PLAY (EXTRA POINT) (DRIVE INFO) | SEA | MIA |
|---|---|---|---|---|---|
| Dolphins | 2 | 12:37 | Johnson 19 yd. pass from Marino (kick failed) (12-80) | 0 | 6 |
| Seahawks | 2 | 9:19 | C. Bryant 6 yd. pass from Krieg (N. Johnson kick) (6-38) | 7 | 6 |
| Dolphins | 2 | 5:43 | Duper 32 yd. pass from Marino (von Schamann kick) (7-77) | 7 | 13 |

| | | | | | |
|---|---|---|---|---|---|
| Seahawks | 3 | 6:26 | Warner 1 yd. run (N. Johnson kick) (8-55) | 14 | 13 |
| Seahawks | 4 | 10:42 | N. Johnson 27 yd. field goal (9-40) | 17 | 13 |
| Dolphins | 4 | 3:43 | Bennett 2 yd. run (von Schamann kick) (3-16) | 17 | 20 |
| Seahawks | 4 | 1:48 | Warner 2 yd. run (N. Johnson kick) (5-66) | 24 | 20 |
| Seahawks | 4 | 1:15 | N. Johnson 37 yd. field goal (4-8) | 27 | 20 |

**ATT.** – 71,032

| TEAM STATS | SEA | MIA |
|---|---|---|
| First Downs | 21 | 21 |
| Rushing | 12 | 9 |
| Passing | 9 | 11 |
| Penalty | 0 | 1 |
| 3rd-Down Efficiency | 8 for 17 | 6 for 10 |
| 4th-Down Efficiency | 1 for 1 | 0 for 0 |
| Total Net Yards | 334 | 321 |
| Total Net Plays | 72 | 56 |
| Average Gain | 4.6 | 5.7 |
| Net Yards Rushing | 151 | 128 |
| Rushes | 42 | 30 |
| Yards per Rush | 3.6 | 4.3 |
| Net Yards Passing | 183 | 193 |
| Completed - Attempted | 15-29 | 15-26 |
| Yards per Pass Play | 6.1 | 7.4 |
| Sacked - Yards Lost | 1-9 | 0-0 |
| Had Intercepted | 1 | 2 |
| Punts - Average | 4-152-38.0 | 4-142-35.5 |
| Return Yardage | 130 | 154 |
| Punts - Return Yards | 0-0 | 2-32 |
| Kickoffs - Return Yards | 4-130 | 6-104 |
| Interceptions - Return Yards | 2-0 | 1-18 |
| Penalties - Yards | 2-15 | 5-30 |
| Fumbles - Lost | 0-0 | 3-3 |
| Time of Possession | 34:58 | 25:02 |

**INDIVIDUAL STATISTICS**

**RUSHING (Att-Yds-TD):**
Seattle: Warner 29-113-2, C. Bryant 5-22, Hughes 4-21, Krieg 4-(-5).
Miami: Overstreet 9-50, Bennett 7-31-1, Franklin 6-28, Nathan 8-19.

**PASSING (A-C-Y-TD-I):**
Seattle: Krieg 28-15-192-1-1, Zorn 1-0-0-0-0.
Miami: Marino 25-15-193-2-2, Clayton 1-0-0-0-0.

**RECEIVING (Rec-Yds-TD):**
Seattle: Warner 5-38, Johns 4-60, Largent 2-56, Doornink 2-26, C. Bryant 2-12-1.
Miami: Duper 9-117-1, Johnson 2-29-1, Moore 2-26, Rose 1-15, Nathan 1-6.

**SACKS:**
Seattle: None.
Miami: Baumhower 1.

**INTERCEPTIONS (Int-Yds-TD):**
Seattle: Harris 1-0, Justin 1-0.
Miami: Small 1-18.

## 1984 AFC PLAYOFF

**MIAMI 31, SEATTLE 10** — **ORANGE BOWL**
**DEC. 29, 1984** — **MIAMI, FLA.**

The Miami Dolphins, led by quarterback Dan Marino's three touchdown passes and a defense that shut out the opposition in three of four quarters, defeated the Seattle Seahawks 31-10 before 73,469 fans in the Orange Bowl. The Dolphins moved in front on their second possession and stayed there. Running back Tony Nathan keyed the 68-yard drive by gaining 38 yards on four carries, including the touchdown on a 14-yard run. A 26-yard Marino to Mark Clayton completion was the long play of the scoring march. A 32-yard interception return by Seattle's John Harris and a 25-yard pass from Dave Krieg to Steve Largent paved the way for Norm Johnson's 27-yard field goal that cut Miami's lead to 7-3. The Dolphins, however, came right back to score on their next series as a 20-yard reception by Woody Bennett preceded Marino's 34-yard scoring hook-up with Jimmy Cefalo. The Seahawks made it 14-10 at halftime when Largent scored on a 56-

yard catch-and-run play. After Miami's defense had stopped Seattle on the Dolphins 24-yard line to open the second half, the Dolphins embarked on a 13-play, 76-yard TD drive that included a Bruce Hardy touchdown catch from three yards out. After the Seahawks' Jeff West managed just a seven-yard punt, Clayton made an acrobatic catch on a tipped ball in the end zone for a 33-yard TD. Miami closed out the scoring on Uwe von Schamann's 37-yard field goal in a drive that featured a 32-yard Marino to Hardy pass.

| | | | | | | |
|---|---|---|---|---|---|---|
| **SEATTLE** | **0** | **10** | **0** | **0** | **–** | **10** |
| **MIAMI** | **7** | **7** | **14** | **3** | **–** | **31** |

| TEAM | QTR | TIME | PLAY (EXTRA POINT) (DRIVE INFO) | SEA | MIA |
|---|---|---|---|---|---|
| Dolphins | 1 | 4:09 | Nathan 14 yd. run (von Schamann kick) (8-68) | 0 | 7 |
| Seahawks | 2 | 13:36 | Johnson 27 yd. field goal | 3 | 7 |
| Dolphins | 2 | 10:53 | Cefalo 34 yd. pass from Marino (von Schamann kick) (4-60) | 3 | 14 |
| Seahawks | 2 | 3:23 | Largent 56 yd. pass from Krieg (Johnson kick) (4-70) | 10 | 14 |
| Dolphins | 3 | 4:25 | Hardy 3 yd. pass from Marino (von Schamann kick) (13-76) | 10 | 21 |
| Dolphins | 3 | 2:25 | Clayton 33 yd. pass from Marino (von Schamann kick) (2-33) | 10 | 28 |
| Dolphins | 4 | 11:28 | von Schamann 37 yd. field goal (8-69) | 10 | 31 |

**ATT.** – 73,469

| TEAM STATS | SEA | MIA |
|---|---|---|
| First Downs | 8 | 22 |
| Rushing | 2 | 8 |
| Passing | 6 | 12 |
| Penalty | 0 | 2 |
| 3rd-Down Efficiency | 5 for 15 | 4 for 13 |
| 4th-Down Efficiency | 0 for 1 | 1 for 1 |
| Total Net Yards | 267 | 405 |
| Total Net Plays | 55 | 70 |
| Average Gain | 4.9 | 5.8 |
| Net Yards Rushing | 51 | 143 |
| Rushes | 18 | 36 |
| Yards per Rush | 2.8 | 4.0 |
| Net Yards Passing | 216 | 262 |
| Completed - Attempted | 20-35 | 21-34 |
| Yards per Pass Play | 5.8 | 7.7 |
| Sacked - Yards Lost | 2-18 | 0-0 |
| Had Intercepted | 0 | 2 |
| Punts - Average | 7-259-37.0 | 3-111-37.0 |
| Return Yardage | 127 | 81 |
| Punts - Return Yards | 1-5 | 3-30 |
| Kickoffs - Return Yards | 4-77 | 3-51 |
| Interceptions - Return Yards | 2-45 | 0-0 |
| Penalties - Yards | 4-20 | 1-5 |
| Fumbles - Lost | 1-1 | 0-0 |
| Time of Possession | 24:12 | 35:48 |

**INDIVIDUAL STATISTICS**

**RUSHING (Att-Yds-TD):**
Seattle: Doornink 10-35, Hughes 7-14, Krieg 1-2
Miami: Nathan 18-76-1, Bennett 11-41, P. Johnson 6-22, Carter 1-4.

**PASSING (A-C-Y-TD-I):**
Seattle: Krieg 35-20-234-1-0.
Miami: Marino 34-21-262-3-2.

**RECEIVING (Rec-Yds-TD):**
Seattle: Largent 6-128-1, Doornink 6-23, Turner 3-38, Skansi 2-31, Hughes 1-8, C. Young 1-5, Krieg 1-1.
Miami: Clayton 5-75-1, Nathan 4-20, Hardy 3-48-1, Duper 3-32, Cefalo 2-43-1, Moore 2-11, Bennett 1-20, Rose 1-13.

**SACKS:**
Seattle: None.
Miami: Betters 1, Brudzinski 1.

**INTERCEPTIONS (Int-Yds-TD):**
Seattle: Harris 2-45.
Miami: None.

## 1984 AFC CHAMPIONSHIP

**MIAMI 45, PITTSBURGH 28** **ORANGE BOWL**
**JAN. 6, 1985** **MIAMI, FLA.**

The Miami Dolphins, led by Dan Marino's 421 yards passing (four touchdowns) and Mark Duper's 148 yards receiving, advanced to Super Bowl XIX by defeating the Pittsburgh Steelers, 45-28, in the AFC Championship Game before 76,029 fans in the Orange Bowl. The Dolphins scored on their first offensive series as they moved 67 yards in four plays following a William Judson interception, with the TD coming on a 40-yard pass from Marino to Mark Clayton. Pittsburgh's first score came on Rich Erenberg's seven-yard run that had been set up by Walter Abercrombie's 38 yards gained in the 66-yard march. A 26-yard Uwe von Schamann field goal preceded a 65-yard toss from the Steelers' Mark Malone to John Stallworth that gave Pittsburgh a 14-10 lead. The Dolphins then scored two TDs in the final 2:52 of the first half, the first score coming on a 41-yard reception by Duper. After Lyle Blackwood's interception, Marino hit TE Joe Rose for a 28-yard gain before Tony Nathan gave the Dolphins a 24-14 lead on a two-yard run. Miami then scored on its first three second-half possessions, leading off with Marino's 36-yard scoring strike to Duper. The Steelers closed the gap to 31-21 on Malone's 19-yarder to Stallworth (33-yarder to Louis Lipps in drive). Completions to Duper (41 yards), Nathan (20 yards) and Nat Moore (28 yards) then led to a one-yard TD dive by Woody Bennett. Moore then caught a six-yard touchdown pass before Wayne Capers closed out the scoring with a 29-yard TD reception.

| | | | | | | |
|---|---|---|---|---|---|---|
| **PITTSBURGH** | **7** | **7** | **7** | **7** | **–** | **28** |
| **MIAMI** | **7** | **17** | **14** | **7** | **–** | **45** |

| TEAM | QTR | TIME | PLAY (EXTRA POINT) (DRIVE INFO) | PIT | MIA |
|---|---|---|---|---|---|
| Dolphins | 1 | 7:45 | Clayton 40 yd. pass from Marino (von Schamann kick) (4-67) | 0 | 7 |
| Steelers | 1 | 3:30 | Erenberg 7 yd. run (Anderson kick) (7-66) | 7 | 7 |
| Dolphins | 2 | 9:04 | von Schamann 26 yd. field goal (8-55) | 7 | 10 |
| Steelers | 2 | 2:52 | Stallworth 65 yd. pass from Malone (Anderson kick) (3-71) | 14 | 10 |
| Dolphins | 2 | 1:30 | Duper 41 yd. pass from Marino (von Schamann kick) (5-77) | 14 | 17 |
| Dolphins | 2 | 0:36 | Nathan 2 yd. run (von Schamann kick) (5-35) | 14 | 24 |
| Dolphins | 3 | 13:12 | Duper 36 yd. pass from Marino (von Schamann kick) (4-78) | 14 | 31 |
| Steelers | 3 | 7:55 | Stallworth 19 yd. pass from Malone (Anderson kick) (9-72) | 21 | 31 |
| Dolphins | 3 | 1:40 | Bennett 1 yd. run (von Schamann kick) (10-80) | 21 | 38 |
| Dolphins | 4 | 11:05 | Moore 6 yd. pass from Marino (von Schamann kick) (9-66) | 21 | 45 |
| Steelers | 4 | 0:25 | Capers 29 yd. pass from Malone (Anderson kick) (5-84) | 28 | 45 |

**ATT.** – 76,029

| TEAM STATS | PIT | MIA |
|---|---|---|
| First Downs | 22 | 28 |
| Rushing | 8 | 10 |
| Passing | 14 | 18 |
| Penalty | 0 | 0 |
| 3rd-Down Efficiency | 6 for 11 | 4 for 11 |
| 4th-Down Efficiency | 0 for 1 | 0 for 1 |
| Total Net Yards | 455 | 569 |
| Total Net Plays | 68 | 71 |
| Average Gain | 6.7 | 8.0 |
| Net Yards Rushing | 143 | 134 |
| Rushes | 32 | 38 |
| Yards per Rush | 4.5 | 3.5 |
| Net Yards Passing | 312 | 435 |
| Completed - Attempted | 20-36 | 22-33 |
| Yards per Pass Play | 8.7 | 13.2 |
| Sacked - Yards Lost | 0-0 | 0-0 |
| Had Intercepted | 3 | 1 |
| Punts - Average | 3-131-43.7 | 2-85-42.5 |
| Return Yardage | 131 | 116 |
| Punts - Return Yards | 1-7 | 3-12 |
| Kickoffs - Return Yards | 5-106 | 3-62 |
| Interceptions - Return Yards | 1-18 | 3-42 |
| Penalties - Yards | 3-30 | 3-25 |
| Fumbles - Lost | 2-1 | 1-1 |
| Time of Possession | 27:27 | 32:33 |

## INDIVIDUAL STATISTICS

**RUSHING (Att-Yds-TD):**
Pittsburgh: Abercrombie 15-68, Pollard 11-48, Erenberg 6-27-1.
Miami: Nathan 19-64-1, P. Johnson 10-39, Bennett 8-33-1, Strock 1-(-2).

**PASSING (A-C-Y-TD-I):**
Pittsburgh: Malone 36-20-312-3-3.
Miami: Marino 32-21-421-4-1, Nathan 1-1-14-0-0.

**RECEIVING (Rec-Yds-TD):**
Pittsburgh: Erenberg 5-59, Stallworth 4-111-2, Lipps 3-45, Sweeney 3-42, Pollard 3-13, Capers 1-29-1, Abercrombie 1-13.
Miami: Nathan 8-114, Duper 5-148-2, Clayton 4-95-1, Moore 2-34-1, Hardy 2-16, Rose 1-28.

**SACKS:**
Pittsburgh: None.
Miami: None.

**INTERCEPTIONS (Int-Yds-TD):**
Pittsburgh: Shell 1-18.
Miami: Judson 1-34, G. Blackwood 1-4, L. Blackwood 1-4.

## SUPER BOWL XIX

**SAN FRANCISCO 38, MIAMI 16** — **STANFORD STADIUM**
**JAN. 20, 1985** — **PALO ALTO, CALIF.**

The Miami Dolphins, unable to score in the game's final two quarters, dropped a 38-16 decision to the San Francisco 49ers in Super Bowl XIX before 84,059 fans in Stanford Stadium. The Dolphins were outgained in the contest by a 537-314 margin with the 49ers maintaining possession for 37:11. Miami opened the scoring on its first possession as Uwe von Schamann converted a 37-yard field goal (key play – Dan Marino's 25-yard completion to Tony Nathan). San Francisco jumped ahead 7-3 when QB Joe Montana led the Niners on an eight-play, 78-yard drive that culminated in a 33-yard TD toss to Carl Monroe. The Dolphins scored their only touchdown of the game on their next series as two Marino completions to Mark Clayton (18, 13 yards) and a 21-yarder to Dan Johnson paved the way for Johnson's two-yard scoring catch. Touchdown runs of eight and two yards by Roger Craig and Montana's six-yard scamper gave San Francisco a 28-10 lead. Von Schamann then connected on field goals of 31 and 30 yards in the final 12 seconds of the first half to close the Dolphins' deficit to 28-16. The 49ers upped their lead on their initial second-half possession on Ray Wersching's 27-yard field goal, before closing out the scoring on Craig's 16-yard scoring reception (key play – 40-yard Montana to Wendell Tyler pass play).

| | | | | | | |
|---|---|---|---|---|---|---|
| **MIAMI** | **10** | **6** | **0** | **0** | **–** | **16** |
| **SAN FRANCISCO** | **7** | **21** | **10** | **0** | **–** | **38** |

| TEAM | QTR | TIME | PLAY (EXTRA POINT) (DRIVE INFO) | MIA | SF |
|---|---|---|---|---|---|
| Dolphins | 1 | 7:24 | von Schamann 37 yd. field goal (7-45) | 3 | 0 |
| 49ers | 1 | 3:12 | Monroe 33 yd. pass from Montana (Wersching kick) (8-78) | 3 | 7 |
| Dolphins | 1 | 0:45 | Johnson 2 yd. pass from Marino (von Schamann kick) (6-70) | 10 | 7 |
| 49ers | 2 | 11:34 | Craig 8 yd. pass from Montana (Wersching kick) (4-47) | 10 | 14 |
| 49ers | 2 | 6:58 | Montana 6 yd. run (Wersching kick) (6-55) | 10 | 21 |
| 49ers | 2 | 2:05 | Craig 2 yd. run (Wersching kick) (9-52) | 10 | 28 |
| Dolphins | 2 | 0:12 | von Schamann 31 yd. field goal (12-72) | 13 | 28 |
| Dolphins | 2 | 0:00 | von Schamann 30 yd. field goal (1-0) | 16 | 28 |
| 49ers | 3 | 10:12 | Wersching 27 yd. field goal (10-43) | 16 | 31 |
| 49ers | 3 | 6:18 | Craig 16 yd. pass from Montana (Wersching kick) (5-70) | 16 | 38 |

**ATT.** – 84,059

| TEAM STATS | MIA | SF |
|---|---|---|
| First Downs | 19 | 31 |
| Rushing | 2 | 16 |
| Passing | 17 | 15 |
| Penalty | 0 | 0 |
| 3rd-Down Efficiency | 4 for 12 | 6 for 11 |
| 4th-Down Efficiency | 0 for 0 | 0 for 1 |
| Total Net Yards | 314 | 537 |
| Total Net Plays | 63 | 76 |

| | | |
|---|---|---|
| Average Gain | 5.0 | 7.1 |
| Net Yards Rushing | 25 | 211 |
| Rushes | 9 | 40 |
| Yards per Rush | 2.8 | 5.3 |
| Net Yards Passing | 289 | 326 |
| Completed - Attempted | 29-50 | 24-35 |
| Yards per Pass Play | 5.4 | 9.1 |
| Sacked - Yards Lost | 4-29 | 1-5 |
| Had Intercepted | 2 | 0 |
| Punts - Average | 6-236-39.3 | 3-98-32.7 |
| Return Yardage | 155 | 91 |
| Punts - Return Yards | 2-15 | 5-51 |
| Kickoffs - Return Yards | 7-140 | 4-40 |
| Interceptions - Return Yards | 0-0 | 2-0 |
| Penalties - Yards | 1-10 | 2-10 |
| Fumbles - Lost | 1-0 | 2-2 |
| Red-Zone Efficiency | 1 for 4 | 4 for 6 |
| Goal-to-Go Efficiency | 1 for 1 | 1 for 1 |
| Time of Possession | 23:00 | 37:00 |

**INDIVIDUAL STATISTICS**

**RUSHING (Att-Yds-TD):**
Miami: Nathan 5-18, Bennett 3-7, Marino 1-0.
San Francisco: Tyler 13-65, Montana 5-59-1, Craig 15-58-1, Harmon 5-20, Solomon 1-5, Cooper 1-4.

**PASSING (A-C-Y-TD-I):**
Miami: Marino 50-29-318-1-2.
San Francisco: Montana 35-24-331-3-0.

**RECEIVING (Rec-Yds-TD):**
Miami: Nathan 10-83, Clayton 6-92, Rose 6-73, Johnson 3-28-1, Moore 2-17, Cefalo 1-14, Duper 1-11.
San Francisco: Craig 7-77-2, Clark 6-77, Francis 5-60, Tyler 4-70, Monroe 1-33-1, Solomon 1-14.

**SACKS:**
Miami: Betters 1.
San Francisco: Board 2, Johnson 1, Tuiasosopo 1

**INTERCEPTIONS (Int-Yds-TD):**
Miami: None.
San Francisco: Wright 1-0, Williamson 1-0.

## 1985 AFC PLAYOFF

**MIAMI 24, CLEVELAND 21** — **ORANGE BOWL**
**JAN. 4, 1986** — **MIAMI, FLA.**

Most people had not given them much of a chance to win, but the 8-8 Cleveland Browns nearly upset the 12-4 Dolphins in the Orange Bowl. It would take two Ron Davenport touchdowns in the final 17 minutes to send Miami to a 24-21 victory and the AFC Championship Game against New England the following week. Fuad Reveiz put the Dolphins on the board early with a 51-yard field goal on Miami's first drive of the game. But Cleveland came back to score 21 unanswered points, and held a 21-3 advantage midway through the third quarter. Cleveland rookie quarterback Bernie Kosar hit Ozzie Newsome with a 16-yard touchdown pass for the Browns first points of the day. Earnest Byner ran in from 21 yards out just before the half, and then he broke a 66-yard touchdown jaunt 3:38 into the second half. Just like that, the improbable began to look possible. Dan Marino connected with Nat Moore for a six-yard touchdown pass just over six minutes later and Miami had closed the margin to 21-10. Then it was time for Davenport to show his stuff. First, he hit the hole for a 31-yard touchdown run late in the third period and then he closed the scoring and put Miami up for good, going over from one yard out with just 1:57 remaining in the game.

| | | | | | | |
|---|---|---|---|---|---|---|
| **CLEVELAND** | **7** | **7** | **7** | **0** | **–** | **21** |
| **MIAMI** | **3** | **0** | **14** | **7** | **–** | **24** |

| TEAM | QTR | TIME | PLAY (EXTRA POINT) (DRIVE INFO) | CLE | MIA |
|---|---|---|---|---|---|
| Dolphins | 1 | 10:34 | Reveiz 51 yd. field goal (5-25) | 0 | 3 |
| Browns | 1 | 1:24 | Newsome 16 yd. pass from Kosar (Bahr kick) (10-82) | 7 | 3 |
| Browns | 2 | 0:58 | Byner 21 yd. run (Bahr kick) (8-55) | 14 | 3 |
| Browns | 3 | 11:22 | Byner 66 yd. run (Bahr kick) (4-80) | 21 | 3 |
| Dolphins | 3 | 5:13 | N. Moore 6 yd. pass from Marino (Reveiz kick) (13-74) | 21 | 10 |

| | | | | | |
|---|---|---|---|---|---|
| Dolphins | 3 | 1:41 | Davenport 31 yd. run (Reveiz kick) (5-48) | 21 | 17 |
| Dolphins | 4 | 1:57 | Davenport 1 yd. run (Reveiz kick) (9-73) | 21 | 24 |

**ATT.** – 75,128

| TEAM STATS | CLE | MIA |
|---|---|---|
| First Downs | 17 | 20 |
| Rushing | 11 | 6 |
| Passing | 5 | 13 |
| Penalty | 1 | 1 |
| 3rd-Down Efficiency | 6 for 14 | 4 for 11 |
| 4th-Down Efficiency | 1 for 1 | 0 for 0 |
| Total Net Yards | 313 | 330 |
| Total Net Plays | 57 | 64 |
| Average Gain | 5.5 | 5.2 |
| Net Yards Rushing | 251 | 92 |
| Rushes | 37 | 19 |
| Yards per Rush | 6.8 | 4.8 |
| Net Yards Passing | 62 | 238 |
| Completed - Attempted | 10-19 | 25-45 |
| Yards per Pass Play | 3.1 | 5.3 |
| Sacked - Yards Lost | 1-4 | 0-0 |
| Had Intercepted | 1 | 1 |
| Punts - Average | 6-223-37.2 | 5-208-41.6 |
| Return Yardage | 121 | 114 |
| Punts - Return Yards | 1-1 | 4-23 |
| Kickoffs - Return Yards | 3-75 | 4-89 |
| Interceptions - Return Yards | 1-45 | 1-2 |
| Penalties - Yards | 6-49 | 2-20 |
| Fumbles - Lost | 1-0 | 1-0 |
| Time of Possession | 29:17 | 30:43 |

**INDIVIDUAL STATISTICS**

**RUSHING (Att-Yds-TD):**
Cleveland: Byner 16-161-2, Mack 13-56, Dickey 6-28, Kosar 2-6.
Miami: Davenport 6-48-2, Nathan 7-21, Bennett 4-17, Carter 2-6.

**PASSING (A-C-Y-TD-I):**
Cleveland: Kosar 19-10-66-1-1.
Miami: Marino 45-25-238-1-1.

**RECEIVING (Rec-Yds-TD):**
Cleveland: Byner 4-25, Newsome 2-22-1, Holt 2-2, Cl. Weathers 1-12, Fontenot 1-5.
Miami: Nathan 10-101, Hardy 5-51, N. Moore 4-29-1, Johnson 2-17, Rose 1-17, Clayton 1-15, Bennett 1-6, Carter 1-2.

**SACKS:**
Cleveland: None.
Miami: Moore 1.

**INTERCEPTIONS (Int-Yds-TD):**
Cleveland: Rogers 1-45.
Miami: Lankford 1-2.

## 1985 AFC CHAMPIONSHIP

**NEW ENGLAND 31, MIAMI 14** — **ORANGE BOWL**
**JAN. 12, 1986** — **MIAMI, FLA.**

The New England Patriots garnered a bid to their first Super Bowl by snapping an 18-game losing streak to the Dolphins in Miami with a 31-14 triumph, in what would be the final NFL postseason game at the Orange Bowl. The Patriots' only previous victory in Miami came in the first meeting between the two teams in 1966. New England backs Craig James (22-105) and Robert Weathers (16-87) combined for 192 yards rushing and quarterback Tony Eason was on target with a 10-12 performance for 71 yards as the Pats set up a Super Bowl date with the Chicago Bears. After New England got on the board first with a Tony Franklin 23-yard field goal, the Dolphins stormed back for their only lead of the afternoon when Dan Marino passed 10 yards to Dan Johnson early in the second quarter. Eason brought New England right back with three touchdown tosses, and the Pats led 24-7 after three quarters. Miami's last score of the day came early in the fourth quarter when Tony Nathan grabbed a 10-yard TD pass from Marino. New England fullback Mosi Tatupu ended the game's scoring with a one-yard TD jaunt midway through the fourth quarter.

| | | | | | | |
|---|---|---|---|---|---|---|
| **NEW ENGLAND** | **3** | **14** | **7** | **7** | **–** | **31** |
| **MIAMI** | **0** | **7** | **0** | **7** | **–** | **14** |

| TEAM | QTR | TIME | PLAY (EXTRA POINT) (DRIVE INFO) | NE | MIA |
|---|---|---|---|---|---|
| Patriots | 1 | 8:20 | Franklin 23 yd. field goal (6-14) | 3 | 0 |
| Dolphins | 2 | 14:39 | Johnson 10 yd. pass from Marino (Reveiz kick) (11-80) | 3 | 7 |
| Patriots | 2 | 10:10 | Collins 4 yd. pass from Eason (Franklin kick) (8-66) | 10 | 7 |
| Patriots | 2 | 5:25 | D. Ramsey 1 yd. pass from Eason (Franklin kick) (7-36) | 17 | 7 |
| Patriots | 3 | 11:58 | Weathers 2 yd. pass from Eason (Franklin kick) (6-25) | 24 | 7 |
| Dolphins | 4 | 14:28 | Nathan 10 yd. pass from Marino (Reveiz kick) (1-10) | 24 | 14 |
| Patriots | 4 | 7:34 | Tatupu 1 yd. run (Franklin kick) (9-45) | 31 | 14 |

**ATT.** – 74,978

| TEAM STATS | NE | MIA |
|---|---|---|
| First Downs | 21 | 18 |
| Rushing | 15 | 3 |
| Passing | 6 | 15 |
| Penalty | 0 | 0 |
| 3rd-Down Efficiency | 7 for 16 | 3 for 10 |
| 4th-Down Efficiency | 2 for 2 | 0 for 2 |
| Total Net Yards | 326 | 302 |
| Total Net Plays | 71 | 62 |
| Average Gain | 4.6 | 4.9 |
| Net Yards Rushing | 255 | 68 |
| Rushes | 59 | 13 |
| Yards per Rush | 4.3 | 5.2 |
| Net Yards Passing | 71 | 234 |
| Completed - Attempted | 10-12 | 20-48 |
| Yards per Pass Play | 5.9 | 4.8 |
| Sacked - Yards Lost | 0-0 | 1-14 |
| Had Intercepted | 0 | 2 |
| Punts - Average | 5-201-40.2 | 4-165-41.3 |
| Return Yardage | 90 | 99 |
| Punts - Return Yards | 2-2 | 1-8 |
| Kickoffs - Return Yards | 3-67 | 6-91 |
| Interceptions - Return Yards | 2-21 | 0-0 |
| Penalties - Yards | 2-15 | 4-35 |
| Fumbles - Lost | 2-2 | 5-4 |
| Time of Possession | 39:51 | 20:09 |

## INDIVIDUAL STATISTICS

**RUSHING (Att-Yds-TD):**
New England: C. James 22-105, Weathers 16-87, Collins 12-61, Tatupu 6-9-1, Eason 3-(-7).
Miami: Carter 6-56, Davenport 3-6, Nathan 2-4, Bennett 1-2, Marino 1-0.

**PASSING (A-C-Y-TD-I):**
New England: Eason: 12-10-71-3-0.
Miami: Marino 48-20-248-2-2.

**RECEIVING (Rec-Yds-TD):**
New England: D. Ramsey 3-18-1, Collins 3-15-1, Morgan 2-30, Tatupu 1-6, Weathers 1-2-1.
Miami: Nathan 5-57-1, Hardy 3-52, Duper 3-45, Clayton 3-41, Davenport 3-23, Johnson 1-10-1, N. Moore 1-10, Rose 1-10.

**SACKS:**
New England: Veris 1.
Miami: None.

**INTERCEPTIONS (Int-Yds-TD):**
New England: Marion 1-21, Clayborn 1-0.
Miami: None.

## 1990 AFC FIRST ROUND PLAYOFF

**MIAMI 17, KANSAS CITY 16** **JOE ROBBIE STADIUM**
**JAN. 5, 1991** **MIAMI, FLA.**

Dan Marino threw two fourth quarter touchdown passes to lead the Dolphins to a dramatic come-from-behind 17-16 playoff win over the Kansas City Chiefs before a crowd of 67,276 at Joe Robbie Stadium. In the final period, Marino hit on all eight of his pass attempts for 101 yards and two touchdowns. Including the third quarter, Marino hit on his last ten pass attempts to lead the Dolphins back from a 13-3 deficit to a 17-16 win. The Chiefs opened the scoring in the first quarter when Charles Washington blocked a Reggie Roby punt and returned the ball to Miami's 37-yard line. However, Miami's defense stiffened and held the Chiefs to a 27-yard field goal by Nick Lowery. Miami kicker Pete Stoyanovich tied the score at 3-3 in the second period by booting an NFL playoff record 58-yard field goal. Stoyanovich's kick broke the previous record of 54 yards by Detroit's Eddie Murray on Dec. 24, 1983, against San Francisco and it was the second-longest kick of Stoyanovich's career. The Chiefs took a 10-3 halftime lead by scoring on a 26-yard touchdown strike from Steve DeBerg to Stephone Paige. The Chiefs extended their lead to 16-3 on a pair of third quarter field goals by Lowery from 25 and 38 yards. In the fourth quarter, the Dolphins closed the score to 16-10 as Marino hit fullback Tony Paige with a one-yard touchdown pass. The key play in the drive was a two-yard run by Sammie Smith on a fourth-and-two from Kansas City's 45-yard line. The Dolphins forced the Chiefs to punt on their next possession and received the ball on their own 15-yard line with 10:39 left in the game. The Dolphins converted three third downs and drove to the Chiefs' 12-yard line with 3:28 left in the contest before Marino hit Mark Clayton with a 12-yard touchdown pass to give Miami a 17-16 lead. However, the Chiefs had a chance to win the game as they drove from their own 22-yard line to the Dolphin 34 before Lowery's 52-yard field goal attempt was just short.

| | | | | | | |
|---|---|---|---|---|---|---|
| **KANSAS CITY** | **3** | **7** | **6** | **0** | **–** | **16** |
| **MIAMI** | **0** | **3** | **0** | **14** | **–** | **17** |

| TEAM | QTR | TIME | PLAY (EXTRA POINT) (DRIVE INFO) | KC | MIA |
|---|---|---|---|---|---|
| Chiefs | 1 | 5:04 | Lowery 27 yd. field goal (9-28) | 3 | 0 |
| Dolphins | 2 | 14:55 | Stoyanovich 58 yd. field goal (9-40) | 3 | 3 |
| Chiefs | 2 | 1:54 | Paige 26 yd. pass from DeBerg (Lowery kick) (4-61) | 10 | 3 |
| Chiefs | 3 | 4:46 | Lowery 25 yd. field goal (11-63) | 13 | 3 |
| Chiefs | 3 | 2:50 | Lowery 38 yd. field goal (4-8) | 16 | 3 |
| Dolphins | 4 | 12:18 | Paige 1 yd. pass from Marino (Stoyanovich kick) (10-66) | 16 | 10 |
| Dolphins | 4 | 3:28 | Clayton 12 yd. pass from Marino (Stoyanovich kick) (11-85) | 16 | 17 |

**ATT.** – 67,276

| TEAM STATS | KC | MIA |
|---|---|---|
| First Downs | 16 | 23 |
| Rushing | 4 | 7 |
| Passing | 11 | 14 |
| Penalty | 1 | 2 |
| 3rd-Down Efficiency | 1 for 11 | 6 for 12 |
| 4th-Down Efficiency | 1 for 2 | 1 for 1 |
| Total Net Yards | 367 | 311 |
| Total Net Plays | 55 | 64 |
| Average Gain | 6.7 | 4.9 |
| Net Yards Rushing | 103 | 98 |
| Rushes | 24 | 32 |
| Yards per Rush | 4.3 | 3.1 |
| Net Yards Passing | 264 | 213 |
| Completed - Attempted | 17-30 | 19-30 |
| Yards per Pass Play | 8.5 | 6.7 |
| Sacked - Yards Lost | 1-5 | 2-8 |
| Had Intercepted | 1 | 0 |
| Punts - Average | 4-140-35.0 | 3-119-39.7 |
| Return Yardage | 75 | 42 |
| Punts - Return Yards | 2-16 | 0-0 |
| Kickoffs - Return Yards | 3-59 | 3-42 |
| Interceptions - Return Yards | 0-0 | 1-0 |
| Penalties - Yards | 4-35 | 2-22 |
| Fumbles - Lost | 0-0 | 2-2 |
| Time of Possession | 25:44 | 34:16 |

**INDIVIDUAL STATISTICS**

**RUSHING (Att-Yds-TD):**
Kansas City: Okoye 13-83, Word 9-13, McNair 2-7.
Miami: Smith 20-82, Logan 7-17, Paige 1-2, Marino 4-(-3).

**PASSING (A-C-Y-TD-I):**
Kansas City: DeBerg 30-17-269-1-1.
Miami: Marino 30-19-221-2-0.

**RECEIVING (Rec-Yds-TD):**
Kansas City: Paige 8-142-1, McNair 3-22, Harry 2-59, Roberts 2-26, R. Thomas 1-15, Hayes 1-5.
Miami: Clayton 5-66-1, Paige 5-30-1, Duper 3-36, Edmunds 2-49, Smith 2-22, Jensen 1-11, Martin 1-7.

**SACKS:**
Kansas City: Smith 1.5; Cooper 0.5.
Miami: Griggs 1.

**INTERCEPTIONS (Int-Yds-TD):**
Kansas City: None.
Miami: Williams 1-0.

## 1990 AFC DIVISIONAL PLAYOFF

**BUFFALO 44, MIAMI 34** — **RICH STADIUM**
**JAN. 12, 1991** — **ORCHARD PARK, N.Y.**

The Miami Dolphins saw the 1990 season come to an end with a 44-34 loss to the Buffalo Bills in an AFC Divisional Playoff contest in the snow and ice at Rich Stadium. The game was an offensive shootout as the teams combined for 78 points, 48 first downs, 923 total net yards, 662 passing yards, 261 rushing yards, nine touchdowns and five field goals. Individually, Dan Marino (23 of 49 for 323 yards with three TDs and two INTs) and Jim Kelly (19-29-339-3-1) both passed for over 300 yards. Kelly became the only quarterback to throw for over 300 yards against the Dolphin defense in 1990. Mark Duper (three catches for 113 yards and a score) and Buffalo's Andre Reed (4-122-2) and James Lofton (7-149-1) all went over the 100-yard receiving mark. On the ground, the Bills' Thurman Thomas (32 carries for 117 yards and two TDs) and Miami's Sammie Smith (21-99) led the way. Buffalo dominated the first quarter and jumped out to a 13-3 lead. The Bills scored on their first possession as Kelly hit Reed with a 40-yard touchdown strike and the Dolphins answered the score with a 49-yard field goal to close the score to 7-3. Buffalo added a pair of Scott Norwood field goals – from 24 and 22 yards – to close the first quarter scoring. The Bills struck first in the second quarter on a five-yard run by Thomas to lead 20-3. Miami answered the score on its next possession as Marino and Duper combined for a 64-yard touchdown. The Bills came right back and scored as Kelly threw 13 yards for a score to Lofton to take a 27-10 lead. On their next possession Miami was forced to punt, however the Bills' Al Edwards fumbled the punt and Reggie Roby recovered for Miami on Buffalo's 47-yard line. Miami drove down to the two-yard line where Marino ran in for the score to narrow Buffalo's lead to 27-17 at the half. The Dolphins and Buffalo exchanged third quarter field goals as Stoyanovich hit from 22 yards and Norwood connected from 28 yards. Miami closed the score to 30-27 early in the fourth quarter as Marino threw a two-yard touchdown pass to offensive guard Roy Foster. It was the first reception and touchdown of Foster's career as he became the first offensive or defensive lineman to score an offensive touchdown in a post-season contest since Chicago Bears' defensive tackle William Perry rumbled in from a yard out in Super Bowl XX on January 26, 1986. However, the Bills struck back for 14 quick points to put the game away. First, Thomas scored his second touchdown of the game on a five-yard run. On the ensuing kickoff, Miami returner Marc Logan fumbled the ball and Norwood recovered for Buffalo on the Dolphins' 29-yard line. Two plays later, Kelly and Reed combined for a 26-yard scoring toss and a 44-27 lead. The Dolphins scored the final touchdown of the game with just 1:15 remaining as Marino hit Tony Martin with an eight-yard touchdown pass.

| | | | | | | |
|---|---|---|---|---|---|---|
| **MIAMI** | **3** | **14** | **3** | **14** | **–** | **34** |
| **BUFFALO** | **13** | **14** | **3** | **14** | **–** | **44** |

| TEAM | QTR | TIME | PLAY (EXTRA POINT) (DRIVE INFO) | MIA | BUF |
|---|---|---|---|---|---|
| Bills | 1 | 13:06 | Reed 40 yd. pass from Kelly (Norwood kick) (5-76) | 0 | 7 |
| Dolphins | 1 | 7:00 | Stoyanovich 49 yd. field goal (10-40) | 3 | 7 |
| Bills | 1 | 4:49 | Norwood 24 yd. field goal (6-57) | 3 | 10 |
| Bills | 1 | 0:51 | Norwood 22 yd. field goal (9-33) | 3 | 13 |
| Bills | 2 | 12:04 | Thomas 5 yd. run (Norwood kick) (5-67) | 3 | 20 |
| Dolphins | 2 | 9:54 | Duper 64 yd. pass from Marino (Stoyanovich kick) (4-80) | 10 | 20 |
| Bills | 2 | 5:11 | Lofton 13 yd. pass from Kelly (Norwood kick) (11-68) | 10 | 27 |
| Dolphins | 2 | 0:21 | Marino 2 yd. run (Stoyanovich kick) (7-47) | 17 | 27 |

| | | | | | |
|---|---|---|---|---|---|
| Dolphins | 3 | 10:03 | Stoyanovich 22 yd. field goal (8-62) | 20 | 27 |
| Bills | 3 | 1:38 | Norwood 28 yd. field goal (9-37) | 20 | 30 |
| Dolphins | 4 | 14:05 | Foster 2 yd. pass from Marino (Stoyanovich kick) (6-43) | 27 | 30 |
| Bills | 4 | 10:28 | Thomas 5 yd. run (Norwood kick) (10-63) | 27 | 37 |
| Bills | 4 | 9:52 | Reed 26 yd. pass from Kelly (Norwood kick) (2-29) | 27 | 44 |
| Dolphins | 4 | 1:15 | Martin 8 yd. pass from Marino (Stoyanovich kick) (15-91) | 34 | 44 |

**ATT.** – 77,087

| TEAM STATS | MIA | BUF |
|---|---|---|
| First Downs | 24 | 24 |
| Rushing | 9 | 7 |
| Passing | 13 | 16 |
| Penalty | 2 | 1 |
| 3rd-Down Efficiency | 10 for 19 | 6 for 12 |
| 4th-Down Efficiency | 2 for 3 | 2 for 2 |
| Total Net Yards | 430 | 493 |
| Total Net Plays | 76 | 66 |
| Average Gain | 5.7 | 7.5 |
| Net Yards Rushing | 107 | 154 |
| Rushes | 27 | 37 |
| Yards per Rush | 4.0 | 4.2 |
| Net Yards Passing | 323 | 339 |
| Completed - Attempted | 23-49 | 19-29 |
| Yards per Pass Play | 6.6 | 11.7 |
| Sacked - Yards Lost | 0-0 | 0-0 |
| Had Intercepted | 2 | 1 |
| Punts - Average | 2-80-40.0 | 1-47-47.0 |
| Return Yardage | 154 | 142 |
| Punts - Return Yards | 1-3 | 2-17 |
| Kickoffs - Return Yards | 9-151 | 6-116 |
| Interceptions - Return Yards | 1-0 | 2-9 |
| Penalties - Yards | 4-32 | 4-30 |
| Fumbles - Lost | 1-1 | 3-1 |
| Time of Possession | 32:26 | 27:34 |

**INDIVIDUAL STATISTICS**

**RUSHING (Att-Yds-TD):**
Miami: Smith 21-99, Logan 5-6, Marino 1-2-1.
Buffalo: Thomas 32-117-2, Kelly 5-37.

**PASSING (A-C-Y-TD-I):**
Miami: Marino 49-23-323-3-2.
Buffalo: Kelly: 29-19-339-3-1.

**RECEIVING (Rec-Yds-TD):**
Miami: Clayton 4-82, Martin 4-44-1, Jensen 4-38, Duper 3-113-1, Edmunds 3-21, Logan 2-8, Smith 1-9, Paige 1-6, Foster 1-2-1.
Buffalo: Lofton 7-149-1, Reed 4-122-2, Thomas 3-38, McKeller 3-15, Edwards 1-12, Davis 1-3.

**SACKS:**
Miami: None.
Buffalo: None.

**INTERCEPTIONS (Int-Yds-TD):**
Miami: Williams 1-0.
Buffalo: Odomes 1-9, Kelso 1-0.

## 1992 AFC DIVISIONAL PLAYOFF

**MIAMI 31, SAN DIEGO 0** — **JOE ROBBIE STADIUM**
**JAN. 10, 1993** — **MIAMI, FLA.**

Miami cornerback Troy Vincent recorded a pair of interceptions and quarterback Dan Marino threw three touchdown passes to lead the Miami Dolphins to a 31-0 win over the San Diego Chargers in the AFC Divisional Playoffs before a crowd of 71,224 at Joe Robbie Stadium. Miami's 31-point margin of victory was the largest by the team in a playoff game. The previous largest margin of victory in the post-season by the Dolphins was three 21-point wins as Miami had a 21-0 win over the Baltimore Colts on January 2, 1972 in the Orange Bowl, a 34-13 win over the San Diego Chargers on January 16, 1983 in the Orange Bowl and a 31-10 win over the Seattle Seahawks on December 29, 1984 in the Orange Bowl. Overall, the Miami

defense totaled four interceptions (also safety Louis Oliver and linebacker Bryan Cox), a forced fumble (by cornerback Stephen Braggs), a fumble recovery (by linebacker Dwight Hollier) and a sack (by defensive end Jeff Hunter). The Dolphins held the Chargers to just ten first downs (three rushing and seven passing), 202 yards of total offense (70 rushing and 132 passing) and three of 15 on third down conversions. The Chargers' 15 possessions ended in seven punts, four interceptions, twice on downs, once on a lost fumble and once at the end of the first half. Following a scoreless first quarter, the Dolphins exploded for 21 points in the second quarter to take a 21-0 lead at the half. Miami's 21 points in the second quarter was the most scored by the Dolphins in any quarter of a playoff game in team history. The previous team high for points in a quarter was 20 points which was scored by Miami in the second quarter against San Diego on January 6, 1983. Miami opened the scoring following a Vincent interception which gave the team possession on San Diego's 48-yard line. Marino led the Dolphins on a nine-play, 48-yard drive which was capped-off as Marino tossed a one-yard scoring pass to fullback Tony Paige. The Dolphins increased their lead to 14-0 later in the period as the team again gained possession of the ball following a Vincent interception and drove 37 yards and scored on a nine-yard connection from Marino to tight end Keith Jackson. Miami scored the final points of the first half as Marino again connected with Jackson and the tight end made a diving 30-yard reception in the end zone for the score. Jackson became just the fourth player in team history to record two touchdown receptions for the Dolphins in a playoff contest. Miami and San Diego played to a scoreless third quarter before the Dolphins scored the game's final ten points in the fourth quarter. Miami increased its lead to 24-0 early in the final stanza as kicker Pete Stoyanovich booted a 22-yard field goal. The Dolphins scored the final points of the game as running back Aaron Craver scored on a 25-yard run to increase the margin to 31-0.

| | | | | | | |
|---|---|---|---|---|---|---|
| **SAN DIEGO** | **0** | **0** | **0** | **0** | **–** | **0** |
| **MIAMI** | **0** | **21** | **0** | **10** | **–** | **31** |

| TEAM | QTR | TIME | PLAY (EXTRA POINT) (DRIVE INFO) | SD | MIA |
|---|---|---|---|---|---|
| Dolphins | 2 | 6:30 | Paige 1 yd. pass from Marino (Stoyanovich kick) (9-48) | 0 | 7 |
| Dolphins | 2 | 1:46 | Jackson 9 yd. pass from Marino (Stoyanovich kick) (2-37) | 0 | 14 |
| Dolphins | 2 | 0:27 | Jackson 30 yd. pass from Marino (Stoyanovich kick) (4-42) | 0 | 21 |
| Dolphins | 4 | 14:03 | Stoyanovich 22 yd. field goal (12-60) | 0 | 24 |
| Dolphins | 4 | 8:19 | Craver 25 yd. run (Stoyanovich kick) (6-53) | 0 | 31 |

**ATT.** – 71,224

| TEAM STATS | SD | MIA |
|---|---|---|
| First Downs | 10 | 18 |
| Rushing | 3 | 9 |
| Passing | 7 | 9 |
| Penalty | 0 | 0 |
| 3rd-Down Efficiency | 3 for 15 | 7 for 17 |
| 4th-Down Efficiency | 0 for 2 | 0 for 0 |
| Total Net Yards | 202 | 324 |
| Total Net Plays | 62 | 69 |
| Average Gain | 3.3 | 4.7 |
| Net Yards Rushing | 70 | 157 |
| Rushes | 16 | 40 |
| Yards per Rush | 4.4 | 3.9 |
| Net Yards Passing | 132 | 167 |
| Completed - Attempted | 18-45 | 17-29 |
| Yards per Pass Play | 2.9 | 5.8 |
| Sacked - Yards Lost | 1-8 | 0-0 |
| Had Intercepted | 4 | 0 |
| Punts - Average | 7-324-46.3 | 8-328-41.0 |
| Return Yardage | 143 | 93 |
| Punts - Return Yards | 1-7 | 5-45 |
| Kickoffs - Return Yards | 6-136 | 1-18 |
| Interceptions - Return Yards | 0-0 | 4-30 |
| Penalties - Yards | 4-39 | 0-0 |
| Fumbles - Lost | 3-1 | 3-1 |
| Red Zone Efficiency | 0 for 0 | 2 for 3 |
| Time of Possession | 22:52 | 37:08 |

**INDIVIDUAL STATISTICS**

**RUSHING (Att-Yds-TD):**

San Diego: Bieniemy 4-26, Butts 7-25, Humphries 1-10, Harmon 4-9.
Miami: Craver 8-72-1, Humphrey 23-71, Parmalee 5-18, Clayton 1-0, Mitchell 1-(-1), Saxon 2-(-3).

**PASSING (A-C-Y-TD-I):**
San Diego: Humphries 44-18-140-0-4, Kidd 1-0-0-0-0.
Miami: Marino 29-17-167-3-0.
**RECEIVING (Rec-Yds-TD):**
San Diego: Harmon 9-73, Walker 3-33, Lewis 2-12, Miller 2-12, Jefferson 1-10, Butts 1-0.
Miami: Paige 5-14-1, Jackson 4-53-2, Humphrey 4-30, Duper 3-57, Craver 1-13.
**SACKS:**
San Diego: None.
Miami: Hunter 1.
**INTERCEPTIONS (Int-Yds-TD):**
San Diego: None.
Miami: Vincent 2-2, Oliver 1-21, Cox 1-7.

## 1992 AFC CHAMPIONSHIP

**BUFFALO 29, MIAMI 10** — **JOE ROBBIE STADIUM**
**JAN. 7, 1993** — **MIAMI, FLA.**

The Miami Dolphins suffered five turnovers (two interceptions and three fumbles) as the team dropped a 29-10 decision to the Buffalo Bills in the AFC Championship Game before a crowd of 72,703 at Joe Robbie Stadium. Buffalo opened the scoring midway through the opening period as defensive end Bruce Smith sacked Miami quarterback Dan Marino and forced a fumble which was recovered by Bills linebacker Darryl Talley on the Dolphins' 47-yard line. Buffalo scored off the takeaway as Steve Christie converted on a 21-yard field goal. Miami tied the score at 3-3 later in the period as Pete Stoyanovich converted on a 51-yard field goal attempt. The Bills took a 10-3 lead early in the second period as quarterback Jim Kelly threw a 17-yard touchdown pass to running back Thurman Thomas. On Miami's next possession, Marino's pass attempt was batted in the air by Buffalo defensive end Phil Hansen and intercepted by Hansen on the Dolphins' 17-yard line. The Bills increased their lead to 13-3 as Christie kicked on a 33-yard field goal. Buffalo took a 20-3 lead early in the third quarter by capitalizing on another Miami turnover as kick returner Mike Williams fumbled the second half kickoff and Buffalo's Carwell Gardner recovered the ball on the Dolphins' 25-yard line. The Bills scored four plays later as running back Kenneth Davis ran into the end zone for a two-yard touchdown. Buffalo increased its lead to 26-3 as Christie hit on a pair of field goals from 21 and 31 yards. Miami closed the score to 26-10 as Marino connected with wide receiver Mark Duper on a 15-yard touchdown pass. With the TD pass, Marino extended his streak to ten consecutive playoff games with one or more touchdown passes which is tied with the Raiders' Ken Stabler (1973-77) for the NFL's all-time record for consecutive post-season games with a touchdown pass. In addition, Duper's touchdown reception was his fifth post-season touchdown catch and broke the team's playoff record for career touchdown receptions. Duper was tied with wide receiver Paul Warfield (four TDs on 34 career playoff catches) and tight end Bruce Hardy (four TDs on 26 catches). Buffalo closed the scoring later in the period as Christie converted his fifth field goal of the game with a 38-yarder.

| | | | | | | |
|---|---|---|---|---|---|---|
| **BUFFALO** | **3** | **10** | **10** | **6** | **–** | **29** |
| **MIAMI** | **3** | **0** | **0** | **7** | **–** | **10** |

| TEAM | QTR | TIME | PLAY (EXTRA POINT) (DRIVE INFO) | BUF | MIA |
|---|---|---|---|---|---|
| Bills | 1 | 5:43 | Christie 21 yd. field goal (6-43) | 3 | 0 |
| Dolphins | 1 | 1:57 | Stoyanovich 51 yd. field goal (7-39) | 3 | 3 |
| Bills | 2 | 14:20 | Thomas 17 yd. pass from Kelly (Christie kick) (7-64) | 10 | 3 |
| Bills | 2 | 12:01 | Christie 33 yd. field goal (4-2) | 13 | 3 |
| Bills | 3 | 13:02 | Davis 2 yd. run (Christie kick) (5-24) | 20 | 3 |
| Bills | 3 | 3:27 | Christie 21 yd. field goal (15-67) | 23 | 3 |
| Bills | 4 | 14:56 | Christie 31 yd. field goal (5-39) | 26 | 3 |
| Dolphins | 4 | 7:32 | Duper 15 yd. pass from Marino (Stoyanovich kick) (9-62) | 26 | 10 |
| Bills | 4 | 2:37 | Christie 38 yd. field goal (7-23) | 29 | 10 |

**ATT.** – 72,703

| TEAM STATS | BUF | MIA |
|---|---|---|
| First Downs | 20 | 15 |
| Rushing | 10 | 1 |
| Passing | 8 | 14 |
| Penalty | 2 | 0 |
| 3rd-Down Efficiency | 11 for 19 | 3 for 12 |

| | | |
|---|---|---|
| 4th-Down Efficiency | 0 for 0 | 1 for 2 |
| Total Net Yards | 358 | 276 |
| Total Net Plays | 73 | 60 |
| Average Gain | 4.9 | 4.6 |
| Net Yards Rushing | 182 | 33 |
| Rushes | 48 | 11 |
| Yards per Rush | 3.8 | 3.0 |
| Net Yards Passing | 176 | 243 |
| Completed - Attempted | 17-24 | 22-45 |
| Yards per Pass Play | 7.0 | 5.0 |
| Sacked - Yards Lost | 1-1 | 4-25 |
| Had Intercepted | 2 | 2 |
| Punts - Average | 2-69-34.5 | 4-148-37.0 |
| Return Yardage | 106 | 158 |
| Punts - Return Yards | 1-16 | 1-14 |
| Kickoffs - Return Yards | 2-59 | 7-112 |
| Interceptions - Return Yards | 2-31 | 2-32 |
| Penalties - Yards | 3-20 | 5-40 |
| Fumbles - Lost | 1-0 | 4-3 |
| Red Zone Efficiency | 2 for 7 | 0 for 2 |
| Time of Possession | 36:19 | 23:41 |

**INDIVIDUAL STATISTICS**

**RUSHING (Att-Yds-TD):**
Buffalo: Thomas 20-96, Davis 19-61-1, Lamb 1-16, Reed 2-6, Kelly 3-4, Gardner 3-(-1).
Miami: Humphrey 8-22, Craver 2-13, Marino 1-(-2).

**PASSING (A-C-Y-TD-I):**
Buffalo: Kelly 24-17-177-1-2.
Miami: Marino 45-22-268-1-2.

**RECEIVING (Rec-Yds-TD):**
Buffalo: Thomas 5-70-1, Davis 4-52, Reed 3-25, Lofton 2-19, McKeller 1-11, Metzelaars 1-6, Gardner 1-(-6).
Miami: Jackson 5-71, Humphrey 5-41, Martin 3-55, Clayton 3-32, Duper 2-36-1, Banks 2-18, Craver 2-15.

**SACKS:**
Buffalo: Smith 1.5, Hansen 1, Bennett 1, Talley 0.5.
Miami: Coleman 1.

**INTERCEPTIONS (Int-Yds-TD):**
Buffalo: Hicks 1-31, Hansen 1-0.
Miami: Brown 1-32, Oliver 1-0.

## 1994 AFC FIRST-ROUND PLAYOFF

**MIAMI 27, KANSAS CITY 17** — **JOE ROBBIE STADIUM**
**DEC. 31, 1994** — **MIAMI, FLA.**

Dan Marino threw a pair of touchdown passes to lead the Dolphins to a 27-17 win in a First-Round playoff contest against the Kansas City Chiefs before a crowd of 69,757 at Joe Robbie Stadium. The game was billed as Marino-Montana III and the duel between the two future Hall of Famers lived up to the pregame hype. Marino completed 22 of 29 passes for 257 yards with two touchdowns and no interceptions and Montana countered by hitting on 26 of 37 passes for 314 yards with two scores and an interception. The first half was an offensive shootout which was tied at 17-17 with neither team being forced to punt. Kansas City opened the scoring as Montana tossed a one-yard touchdown pass to tight end Derrick Walker. Miami answered the score on its first possession as Bernie Parmalee scored on a one-yard run. The Chiefs came right back to close the first quarter scoring at 14-7 as Montana threw a short pass to fullback Kimble Anders who turned the play into a 57-yard catch and run for the touchdown. Miami cut the score to 14-10 early in the second quarter as Pete Stoyanovich booted a 40-yard field goal. Kansas City upped its lead to 17-10 later in the quarter as Lin Elliott booted a 21-yard field goal. The Dolphins closed the first half scoring as Marino tossed a one-yard touchdown pass to tight end Ronnie Williams. The scoring pass set an NFL record as it marked Marino's 11th consecutive post-season game with a touchdown toss. He moved past a tie with Montana (San Francisco/Kansas City) and Ken Stabler (Oakland) for the longest all-time streak of playoff games with a touchdown pass in NFL history. The Dolphins dominated the second half and outscored the Chiefs by a 10-0 margin. Miami took its first lead of the ballgame at 24-17 on the first drive of the third quarter as Marino and Irving Fryar connected on a seven-yard touchdown pass. Miami increased its lead to 27-17 on a 40-yard field goal late in the third period. The Dolphins forced a pair of turnovers by the Chiefs in Miami territory to preserve the win. First, cornerback J.B. Brown intercepted a Montana aerial on the goal line to stop a drive and then safety Michael Stewart forced and recovered a fumble by Marcus Allen on the Dolphins' 34-yard line.

| | | | | | | |
|---|---|---|---|---|---|---|
| **KANSAS CITY** | **14** | **3** | **0** | **0** | **–** | **17** |
| **MIAMI** | **7** | **10** | **10** | **0** | **–** | **27** |

| TEAM | QTR | TIME | PLAY (EXTRA POINT) (DRIVE INFO) | KC | MIA |
|---|---|---|---|---|---|
| Chiefs | 1 | 8:32 | Walker 1 yd. pass from Montana (Elliott kick) (11-80) | 7 | 0 |
| Dolphins | 1 | 2:20 | Parmalee 1 yd. run (Stoyanovich kick) (10-72) | 7 | 7 |
| Chiefs | 1 | 0:40 | Anders 57 yd. pass from Montana (Elliott kick) (4-83) | 14 | 7 |
| Dolphins | 2 | 12:15 | Stoyanovich 40 yd. field goal (7-35) | 14 | 10 |
| Chiefs | 2 | 6:12 | Elliott 21 yd. field goal (12-69) | 17 | 10 |
| Dolphins | 2 | 0:22 | R. Williams 1 yd. pass from Marino (Stoyanovich kick) (13-80) | 17 | 17 |
| Dolphins | 3 | 11:58 | Fryar 7 yd. pass from Marino (Stoyanovich kick) (6-64) | 17 | 24 |
| Dolphins | 3 | 1:36 | Stoyanovich 40 yd. field goal (10-59) | 17 | 27 |

**ATT.** – 67,487

| TEAM STATS | KC | MIA |
|---|---|---|
| First Downs | 24 | 22 |
| Rushing | 7 | 7 |
| Passing | 17 | 13 |
| Penalty | 0 | 2 |
| 3rd-Down Efficiency | 4 for 9 | 8 for 14 |
| 4th-Down Efficiency | 1 for 2 | 1 for 1 |
| Total Net Yards | 414 | 381 |
| Total Net Plays | 60 | 61 |
| Average Gain | 6.9 | 6.2 |
| Net Yards Rushing | 100 | 132 |
| Rushes | 23 | 31 |
| Yards per Rush | 4.3 | 4.3 |
| Net Yards Passing | 314 | 249 |
| Completed - Attempted | 26-37 | 22-29 |
| Yards per Pass Play | 8.5 | 8.3 |
| Sacked - Yards Lost | 0-0 | 1-8 |
| Had Intercepted | 1 | 0 |
| Punts - Average | 2-80-40.0 | 3-130-43.3 |
| Return Yardage | 88 | 119 |
| Punts - Return Yards | 1-7 | 0-0 |
| Kickoffs - Return Yards | 5-81 | 3-95 |
| Interceptions - Return Yards | 0-0 | 1-24 |
| Penalties - Yards | 4-15 | 6-50 |
| Fumbles - Lost | 3-1 | 0-0 |
| Red Zone Efficiency | 1 for 4 | 3 for 3 |
| Time of Possession | 27:30 | 32:30 |

## INDIVIDUAL STATISTICS

**RUSHING (Att-Yds-TD):**
Kansas City: Allen 14-64, Anders 5-17, Hill 2-14, Montana 2-5.
Miami: Parmalee 18-57-1, Spikes 9-49, McDuffie 1-19, Marino 2-4, Craver 1-3.

**PASSING (A-C-Y-TD-I):**
Kansas City: Montana 37-26-314-2-1.
Miami: Marino 29-22-257-2-0.

**RECEIVING (Rec-Yds-TD):**
Kansas City: K. Anders 6-103-1, Allen 5-49, Birden 4-56, Cash 3-38, Walker 3-27-1, Dawson 3-21, Hill 1-11, Davis 1-9.
Miami: Fryar 6-71-1, Craver 4-35, Parmalee 2-34, K. Jackson 2-29, M. Williams 2-28, McDuffie 2-25, Saxon 2-24, Miller 1-10, R. Williams 1-1-1.

**SACKS:**
Kansas City: Thomas 1.
Miami: None.

**INTERCEPTIONS (Int-Yds-TD):**
Kansas City: None.
Miami: Brown 1-24.

## 1994 AFC DIVISIONAL PLAYOFF

**SAN DIEGO 22, MIAMI 21**
**JAN. 8, 1995**

**JACK MURPHY STADIUM**
**SAN DIEGO, CALIF.**

Natrone Means rushed for 139 yards and a touchdown to lead the Chargers to a 22-21 win over the Miami Dolphins in an AFC Divisional Playoff contest before a crowd of 63,381 at Jack Murphy Stadium. San Diego had the first scoring threat of the game as they drove down to Miami's 26-yard line, but Miami's Marco Coleman forced a fumble by Means to stop the drive. Following the takeaway, the Dolphins opened the scoring as Dan Marino capped a nine-play, 79-yard drive with an eight-yard scoring pass to tight end Keith Jackson. The Chargers closed the score to 7-3 on their next possession as John Carney booted a 20-yard field goal. Prior to the field goal attempt, San Diego had a first-and-goal from the Dolphins' six-yard line but the Miami defense stiffened and held the Chargers out of the end zone. The Dolphins increased their lead to 14-3 on their next possession as Marino and Jackson connected again in the end zone for a nine-yard touchdown pass. Jackson's two touchdown receptions in the contest tied Miami's all-time single-game playoff record, which was accomplished five previous times. San Diego answered the touchdown with another field goal as Carney connected on a 21-yard effort. Once again, San Diego had a first-and-goal on Miami's six-yard line and the Dolphin defense limited the Chargers to a field goal. Miami closed the first half scoring as Marino threw a 16-yard touchdown pass to Mike Williams with just 27 seconds left in the first half to take a 21-6 lead. San Diego opened the third quarter with a long drive which was halted when Means was held for no gain on a fourth-and-one play from Miami's one-yard line and the Dolphins took possession of the ball. However, on Miami's first play following the goal line stand, Dolphins running back Bernie Parmalee was tackled in the end zone for a safety to bring the score to 21-8. Following a free kick by Miami's John Kidd, the Chargers got the ball on their own 46-yard line and drove for a 24-yard touchdown run by Means to cut the score to 21-15. Miami had the ball for just one play — the safety by Parmalee – in the entire third quarter. San Diego took a 22-21 lead with just 35 seconds left in regulation as Stan Humphries threw an eight-yard touchdown pass to wide receiver Mark Seay. The Dolphins had one final chance to win the game as Marino drove the team down to the Chargers' 30-yard line but Pete Stoyanovich's 48-yard field goal attempt with just eight seconds remaining was wide right.

| | | | | | | |
|---|---|---|---|---|---|---|
| **MIAMI** | **7** | **14** | **0** | **0** | **–** | **21** |
| **SAN DIEGO** | **0** | **6** | **9** | **7** | **–** | **22** |

| TEAM | QTR | TIME | PLAY (EXTRA POINT) (DRIVE INFO) | MIA | SD |
|---|---|---|---|---|---|
| Dolphins | 1 | 2:24 | K. Jackson 8 yd. pass from Marino (Stoyanovich kick) (9-79) | 7 | 0 |
| Chargers | 2 | 10:36 | Carney 20 yd. field goal (15-72) | 7 | 3 |
| Dolphins | 2 | 7:21 | K. Jackson 9 yd. pass from Marino (Stoyanovich kick) (6-52) | 14 | 3 |
| Chargers | 2 | 2:47 | Carney 21 yd. field goal (9-70) | 14 | 6 |
| Dolphins | 2 | 0:27 | M. Williams 16 yd. pass from Marino (Stoyanovich kick) (9-70) | 21 | 6 |
| Chargers | 3 | 6:54 | Safety – Parmalee tackled in end zone by Davis | 21 | 8 |
| Chargers | 3 | 2:42 | Means 24 yd. run (Carney kick) (8-54) | 21 | 15 |
| Chargers | 4 | 0:35 | Seay 8 yd. pass from Humphries (Carney kick) (10-61) | 21 | 22 |

**ATT.** – 63,381

| TEAM STATS | MIA | SD |
|---|---|---|
| First Downs | 17 | 28 |
| Rushing | 2 | 12 |
| Passing | 12 | 15 |
| Penalty | 3 | 1 |
| 3rd-Down Efficiency | 5 for 10 | 9 for 17 |
| 4th-Down Efficiency | 0 for 0 | 2 for 3 |
| Total Net Yards | 282 | 466 |
| Total Net Plays | 47 | 85 |
| Average Gain | 6.0 | 5.5 |
| Net Yards Rushing | 26 | 202 |
| Rushes | 8 | 40 |
| Yards per Rush | 3.3 | 5.1 |
| Net Yards Passing | 256 | 264 |
| Completed - Attempted | 24-38 | 28-43 |
| Yards per Pass Play | 6.6 | 5.9 |
| Sacked - Yards Lost | 1-6 | 2-12 |
| Had Intercepted | 0 | 2 |
| Punts - Average | 5-226-45.2 | 2-87-43.5 |

| | | |
|---|---|---|
| Return Yardage | 140 | 102 |
| Punts - Return Yards | 1-14 | 2-14 |
| Kickoffs - Return Yards | 5-112 | 5-88 |
| Interceptions - Return Yards | 2-14 | 0-0 |
| Penalties - Yards | 7-47 | 5-67 |
| Fumbles - Lost | 1-0 | 2-1 |
| Red Zone Efficiency | 3 for 3 | 1 for 4 |
| Time of Possession | 20:40 | 39:20 |

**INDIVIDUAL STATISTICS**

**RUSHING (Att-Yds-TD):**
Miami: Parmalee 7-16, Craver 1-10.
San Diego: Means 24-139-1, Bieniemy 4-33, Culver 6-14, Harmon 3-12, Jefferson 1-3, Humphries 2-1.

**PASSING (A-C-Y-TD-I):**
Miami: Marino 38-24-262-3-0.
San Diego: Humphries 43-28-276-1-2.

**RECEIVING (Rec-Yds-TD):**
Miami: K. Jackson 8-109-2, Fryar 5-70, McDuffie 5-46, Craver 2-8, Parmalee 2-8, M. Williams 1-16-1, Saxon 1-5.
San Diego: Harmon 7-57, Seay 6-61-1, Martin 5-62, Jefferson 3-44, Means 3-16, Culver 2-23, Pupunu 2-13.

**SACKS:**
Miami: Coleman 2.
San Diego: Team 1.

**INTERCEPTIONS (Int-Yds-TD):**
Miami: Smith 1-14, Stewart 1-0.
San Diego: None.

## 1995 AFC FIRST-ROUND PLAYOFF

**BUFFALO 37, MIAMI 22** — **RICH STADIUM**
**DEC. 30, 1995** — **ORCHARD PARK, N.Y.**

The Buffalo Bills cruised out to a 24-0 halftime lead en route to a 37-22 victory in an AFC First Round Playoff game in front of 73,103 fans at Rich Stadium. The contest proved to be the last game for Don Shula as head coach of the Dolphins. The Bills, led by running back Thurman Thomas' 158 yards, grounded out an AFC Playoff record 341 rushing yards, breaking the old mark of 318 set by the San Diego Chargers against Boston in 1963. Miami quarterback Dan Marino tied an NFL postseason record, with Bernie Kosar while he was a member of the Cleveland Browns in 1986, with 64 passing attempts and completed 33 (tied for second-highest in NFL postseason) of them for 422 yards (third-highest in NFL postseason). The two teams set an NFL postseason record with 1,038 combined total net yards, breaking the old mark of 1,036 by the Dolphins and the San Diego Chargers in an overtime game in 1981. The Bills took an early 7-0 lead when Thomas scored on a one-yard touchdown run. Buffalo kicker Steve Christie put the Bills ahead 10-0 with a 48-yard field goal. Buffalo needed just four plays to go 68 yards and took a 17-0 advantage when fullback Darick Holmes ran 21 yards for a touchdown with 9:54 left in the half. On the Dolphins' next possession, they drove to the Buffalo 40-yard line but Marino was hit by Bills defensive end Phil Hansen as he threw and the tipped ball was intercepted by linebacker Marlo Perry. It took Buffalo just 49 seconds to make the score 24-0 as Kelly connected with Steve Tasker on a 37-yard touchdown pass. The Bills added to their lead in the third quarter by driving 55 yards on ten plays and extended their lead to 27-0 when Christie booted a 23-yard field goal late in the third quarter. Miami got on the board when they took the ball on their next possession and drove 67 yards on nine plays and made the score 27-7 when Marino hit wide receiver O.J. McDuffie on a five-yard touchdown pass. The Bills increased their lead to 34-7 when they culminated a 61-yard drive with a 44-yard touchdown run by fullback Tim Tindale with 9:31 remaining in the game. The Dolphins cut the lead to 34-14 on their next possession as Marino connected with wide receiver Randal Hill on a 45-yard touchdown to close out a seven-play, 68-yard drive. The Bills answered with an eight-play, 44-yard drive that saw Christie kick a 42-yard field goal to make the score 37-14. Miami then took its next possession and marched 73 yards on eight plays and cut the lead to 37-22 when running back Terry Kirby ran one-yard for the score and a two-point conversion from Marino to McDuffie was good. The Dolphins then attempted an onside kick and safety Michael Stewart recovered at the Buffalo 49-yard line. However, Miami's last threat of the game was stopped when Marino was intercepted by Bills cornerback Ken Irvin at Buffalo's 13-yard line with 1:51 left in the game. McDuffie set a club postseason record (tied with nine others for sixth-highest all-time in NFL postseason) with 11 receptions for 154 yards (a new Dolphin postseason record, surpassing Mark Duper's 148 yards vs. Pittsburgh in 1985).

| | | | | | | |
|---|---|---|---|---|---|---|
| MIAMI | 0 | 0 | 0 | 22 | – | 22 |
| BUFFALO | 10 | 14 | 3 | 10 | – | 37 |

| TEAM | QTR | TIME | PLAY (EXTRA POINT) (DRIVE INFO) | MIA | BUF |
|---|---|---|---|---|---|
| Bills | 1 | 9:58 | Thomas 1 yd. run (Christie kick) (7-58) | 0 | 7 |
| Bills | 1 | 7:02 | Christie 48 yd. field goal (6-26) | 0 | 10 |
| Bills | 2 | 9:54 | Holmes 21 yd. run (Christie kick) (4-68) | 0 | 17 |
| Bills | 2 | 7:21 | Tasker 37 yd. pass from Kelly (Christie kick) (3-62) | 0 | 24 |
| Bills | 3 | 11:03 | Christie 23 yd. field goal (10-55) | 0 | 27 |
| Dolphins | 4 | 13:53 | McDuffie 5 yd. pass from Marino (Stoyanovich kick) (9-67) | 7 | 27 |
| Bills | 4 | 9:31 | Tindale 44 yd. run (Christie kick) (3-61) | 7 | 34 |
| Dolphins | 4 | 8:01 | R. Hill 45 yd. pass from Marino (Stoyanovich kick) (7-68) | 14 | 34 |
| Bills | 4 | 4:36 | Christie 42 yd. field goal (8-44) | 14 | 37 |
| Dolphins | 4 | 2:09 | Kirby 1 yd. run (Marino pass to McDuffie) (8-73) | 22 | 37 |

**ATT.** – 73,103

| TEAM STATS | MIA | BUF |
|---|---|---|
| First Downs | 26 | 27 |
| Rushing | 5 | 18 |
| Passing | 20 | 9 |
| Penalty | 1 | 0 |
| 3rd-Down Efficiency | 2 for 14 | 6 for 14 |
| 4th-Down Efficiency | 3 for 6 | 0 for 0 |
| Total Net Yards | 502 | 536 |
| Total Net Plays | 80 | 74 |
| Average Gain | 6.3 | 7.2 |
| Net Yards Rushing | 70 | 341 |
| Rushes | 14 | 52 |
| Yards per Rush | 5.0 | 6.6 |
| Net Yards Passing | 432 | 195 |
| Completed - Attempted | 34-66 | 12-22 |
| Yards per Pass Play | 6.5 | 8.9 |
| Sacked - Yards Lost | 0-0 | 0-0 |
| Had Intercepted | 3 | 2 |
| Punts - Average | 3-115-38.3 | 4-138-34.5 |
| Return Yardage | 175 | 42 |
| Punts - Return Yards | 1-12 | 0-0 |
| Kickoffs - Return Yards | 7-137 | 2-37 |
| Interceptions - Return Yards | 2-26 | 3-5 |
| Penalties - Yards | 4-15 | 5-29 |
| Fumbles - Lost | 2-1 | 1-0 |
| Red Zone Efficiency | 2 for 2 | 1 for 3 |
| Time of Possession | 25:28 | 34:32 |

## INDIVIDUAL STATISTICS

**RUSHING (Att-Yds-TD):**

Miami: Byars 4-22, Kidd 1-18, Parmalee 5-13, McDuffie 1-9, Kirby 2-8-1, Marino 1-0.

Buffalo: Thomas 25-158-1, Holmes 15-87-1, Tindale 4-68-1, Brooks 2-28, Tasker 2-7, Kelly 3-(-3), Copeland 1-(-4).

**PASSING (A-C-Y-TD-I):**

Miami: Marino 64-33-422-2-3, Kosar 1-1-10-0-0, McDuffie 1-0-0-0-0.

Buffalo: Kelly 22-12-195-1-2.

**RECEIVING (Rec-Yds-TD):**

Miami: McDuffie 11-154-1, Kirby 8-68, Parmalee 4-51, Byars 4-30, Fryar 3-29, Hill 2-59-1, Clark 2-41.

Buffalo: Tasker 5-108-1, Thomas 3-42, Cline 2-32, Brooks 2-13.

**SACKS:**

Miami: None.

Buffalo: None.

**INTERCEPTIONS (Int-Yds-TD):**

Miami: Atkins 1-26, Vincent 1-0.

Buffalo: Perry 1-3, Johnson 1-2, Irvin 1-0.

## 1997 AFC FIRST-ROUND PLAYOFF

**NEW ENGLAND 17, MIAMI 3**
**DEC. 28, 1997**

**FOXBORO STADIUM**
**FOXBORO, MASS.**

The New England Patriots recorded their third win of the 1997 season over the Dolphins, and their fourth straight over Miami dating back to 1996, by holding Miami to just a field goal in their 17-3 triumph in a first-round playoff game at Foxboro Stadium. The loss was the Dolphins' third straight in the postseason. New England held Miami to 162 yards of total offense, the lowest total in the 32-game postseason history for the Dolphins, below a 176-yard performance against Washington in Super Bowl XVII. In addition, the three points scored by the Dolphins equalled the fewest points scored by the team in a playoff game with a 24-3 loss to the Dallas Cowboys in Super Bowl VI. Overall, New England forced three Miami turnovers, while the Patriots did not commit any miscues and 14 of New England's 17 points resulted from a Dolphins turnover. The Patriots sacked Dolphins quarterback Dan Marino four times on the day and Marino was held without a touchdown for the first time in 14 career playoff games. The Dolphins got to the Patriots' 39 late in the first quarter, but were stopped on third and fourth-and-one. The Patriots had an opportunity to take a 3-0 lead early in the second quarter, but Adam Vinatieri missed wide left on a 48-yard field goal attempt. Three plays later, Chris Slade intercepted a Dan Marino pass and returned it 22 yards to the Dolphins' 29. That led to a 24-yard touchdown pass from Drew Bledsoe to Troy Brown three plays afterward, on third-and-five, 4:33 into the second quarter. New England took over at its own 40 with 2:16 left in the first half and drove to the Dolphins' 30 before Vinatieri missed wide right on a 47-yard field goal try with 30 seconds on the clock. On the second play of the second half, Todd Collins picked off a Marino pass and brought it back 40 yards for a touchdown. The Patriots extended their lead to 17 points with 1:58 left in the third quarter when Vinatieri capped a 15-play, 67-yard drive with a 22-yard field goal. The Dolphins got their only points of the game nine seconds into the fourth quarter, on an Olindo Mare 38-yard field goal. Miami had gained possession at the Patriots' 43 after a Corey Harris 40-yard kickoff return and a ten-yard tripping penalty on the Patriots. Harris recovered the ensuing onside kick, and the Dolphins took over at their own 44. On the next play, however, Chris Canty stripped the ball from Marino and Slade recovered at the Dolphins' 41. Miami got into New England territory on each of its last two possessions – getting as far as the 45 and 43 – but were stopped on fourth down on each occasion.

| | | | | | | |
|---|---|---|---|---|---|---|
| **MIAMI** | **0** | **0** | **0** | **3** | **–** | **3** |
| **NEW ENGLAND** | **0** | **7** | **10** | **0** | **–** | **17** |

| TEAM | QTR | TIME | PLAY (EXTRA POINT) (DRIVE INFO) | MIA | NE |
|---|---|---|---|---|---|
| Patriots | 2 | 10:27 | Brown 24 yd. pass from Bledsoe (Vinatieri kick) (3-29) | 0 | 7 |
| Patriots | 3 | 14:05 | Collins 40 yd. interception return (Vinatieri kick) | 0 | 14 |
| Patriots | 3 | 1:58 | Vinatieri 22 yd. field goal (15-67) | 0 | 17 |
| Dolphins | 4 | 14:51 | Mare 38 yd. field goal (8-23) | 3 | 17 |

**ATT.** – 60,041

| TEAM STATS | MIA | NE |
|---|---|---|
| First Downs | 10 | 15 |
| Rushing | 2 | 7 |
| Passing | 6 | 7 |
| Penalty | 2 | 1 |
| 3rd-Down Efficiency | 5 for 17 | 7 for 17 |
| 4th-Down Efficiency | 0 for 3 | 0 for 0 |
| Total Net Yards | 162 | 228 |
| Total Net Plays | 64 | 66 |
| Average Gain | 2.5 | 3.5 |
| Net Yards Rushing | 42 | 108 |
| Rushes | 17 | 31 |
| Yards per Rush | 2.5 | 3.5 |
| Net Yards Passing | 120 | 120 |
| Completed - Attempted | 17-43 | 16-32 |
| Yards per Pass Play | 2.6 | 3.4 |
| Sacked - Yards Lost | 4-21 | 3-19 |
| Had Intercepted | 2 | 0 |
| Punts - Average | 7-262-37.4 | 7-257-36.7 |
| Return Yardage | 122 | 89 |
| Punts - Return Yards | 5-45 | 2-10 |
| Kickoffs - Return Yards | 3-77 | 1-17 |

| | | |
|---|---|---|
| Interceptions - Return Yards | 0-0 | 2-62 |
| Penalties - Yards | 5-21 | 5-31 |
| Fumbles - Lost | 2-1 | 2-0 |
| Red Zone Efficiency | 0 for 0 | 0 for 1 |
| Goal-To-Go Efficiency | 0 for 0 | 0 for 1 |
| Time of Possession | 26:09 | 33:51 |

**INDIVIDUAL STATISTICS**

**RUSHING (Att-Yds-TD):**

Miami: Parmalee 9-22, Abdul-Jabbar 5-16, McPhail 1-4, Marino 1-2, Pritchett 1-(-2).

New England: Cullors 22-86, Grier 6-16, Bledsoe 2-4, Meggett 1-2.

**PASSING (A-C-Y-TD-I):**

Miami: Marino 43-17-141-0-2.

New England: Bledsoe 32-16-139-1-0.

**RECEIVING (Rec-Yds-TD):**

Miami: McPhail 5-28, L. Thomas 3-62, Parmalee 3-13, McDuffie 3-6, Perriman 1-13, Jordan 1-11, Drayton 1-8.

New England: Glenn 4-57, Coates 4-25, Brown 2-32-1, Meggett 2-11, Jefferson 1-7, Purnell 1-4, Gash 1-3, Cullors 1-0.

**SACKS:**

Miami: Armstrong 1, Brigance 1, Gardener 1.

New England: Canty 1, Johnson 1, McGinest 1, Slade 1.

**INTERCEPTIONS (Int-Yds-TD):**

Miami: None.

New England: Collins 1-40-1, Slade 1-22.

## 1998 AFC FIRST-ROUND PLAYOFF

**MIAMI 24, BUFFALO 17** — **PRO PLAYER STADIUM**
**JAN. 2, 1999** — **MIAMI, FLA.**

The Dolphins recorded their first playoff win since the 1994 season, snapping a three-game losing streak in the postseason with a 24-17 win in an AFC First-Round Playoff game over the Buffalo Bills at Pro Player Stadium. Doug Flutie connected with Eric Moulds for a 65-yard completion on the game's first play from scrimmage, but Terrell Buckley stripped the ball and Brock Marion returned the fumble 17 yards to the Dolphins' 29-yard line. That led to a 16-play, 57-yard drive which used 8:23 of the clock and ended with an Olindo Mare 31-yard field goal. Miami made it a 6-0 game on Mare's second field goal of the afternoon, from 40 yards out, 4:24 into the second quarter. The score capped an 11-play, 66-yard drive that consumed 6:22 of the clock. Mare attempted an onside kick on the ensuing kickoff that was recovered by the Bills' Dan Brandenburg. Three plays later, Buffalo took its first lead of the game when Thurman Thomas ran it in from one-yard out, two plays after Flutie and Moulds combined for a 37-yard completion to the Dolphins' five-yard line. Buffalo got to the Dolphins' six-yard line with 24 seconds remaining in the first half, but Marion picked off a Flutie pass and returned it 19 yards. A personal foul penalty on the Bills put the Dolphins at their own 35. Dan Marino then completed a 52-yard pass to Oronde Gadsden who then lateraled the ball to O.J. McDuffie, putting the Dolphins at the Bills' nine-yard line. Mare, however, hit the right upright on a 26-yard field goal attempt as time expired in the half. The Dolphins regained the lead at 13-7 on Karim Abdul-Jabbar's three-yard touchdown run with 2:32 left in the third quarter. Abdul-Jabbar rushed for 21 yards on the 52-yard drive, which was accomplished in 12 plays and saw the Dolphins connect on three third down conversions. Stanley Pritchett punched it in for the two-point conversion. Buffalo answered less than two minutes later with a 32-yard touchdown pass from Flutie to Moulds which tied the game at 14 with 48 seconds left in the third quarter. Miami got the ball back and embarked on a 17-play, 77-yard drive that ended with Mare's third field goal of the game, from 23 yards out, 5:15 into the fourth period. Four plays afterward, Jerry Wilson forced the ball loose from Andre Reed after a reception and Terrell Buckley recovered, returning it six yards to midfield. The Dolphins capitalized off that turnover when Marino connected with Lamar Thomas for an 11-yard scoring strike on third-and-seven with 3:32 remaining in the game, capping the eight play drive. The Bills took over at their own 20 and got to the Dolphins' 15-yard line before Steve Christie connected on a 33-yard field goal with 1:33 left in the game. Kurt Schulz recovered the ensuing onside kick for Buffalo, giving them possession at their own 31 with 1:30 to play. The first play of the drive was a 30-yard completion from Flutie to Moulds, putting the Bills at the Dolphins' 39-yard line. From there, Buffalo converted three consecutive third downs, giving them a first-and-goal from the Dolphins' five-yard line with 17 seconds remaining. Trace Armstrong then sacked Flutie, forcing the ball loose, which was recovered by Shane Burton to preserve the victory. Moulds finished the game with an NFL playoff record 240 receiving yards.

| | | | | | | |
|---|---|---|---|---|---|---|
| **BUFFALO** | **0** | **7** | **7** | **3** | **–** | **17** |
| **MIAMI** | **3** | **3** | **8** | **10** | **–** | **24** |

| TEAM | QTR | TIME | PLAY (EXTRA POINT) (DRIVE INFO) | BUF | MIA |
|---|---|---|---|---|---|
| Dolphins | 1 | 6:07 | Mare 31 yd. field goal (16-57) | 0 | 3 |
| Dolphins | 2 | 10:36 | Mare 40 yd. field goal (11-66) | 0 | 6 |
| Bills | 2 | 8:54 | T. Thomas 1 yd. run (Christie kick) (3-42) | 7 | 6 |
| Dolphins | 3 | 2:32 | Abdul-Jabbar 3 yd. run (Pritchett run) (12-52) | 7 | 14 |
| Bills | 3 | 0:48 | Moulds 32 yd. pass from Flutie (Christie kick) (4-81) | 14 | 14 |
| Dolphins | 4 | 9:45 | Mare 23 yd. field goal (11-77) | 14 | 17 |
| Dolphins | 4 | 3:42 | L. Thomas 11 yd. pass from Marino (Mare kick) (8-50) | 14 | 24 |
| Bills | 4 | 1:33 | Christie 33 yd. field goal (7-65) | 17 | 24 |

**ATT.** – 72,698

| TEAM STATS | BUF | MIA |
|---|---|---|
| First Downs | 23 | 25 |
| Rushing | 7 | 10 |
| Passing | 13 | 10 |
| Penalty | 3 | 5 |
| 3rd-Down Efficiency | 6 for 10 | 9 for 14 |
| 4th-Down Efficiency | 0 for 0 | 0 for 1 |
| Total Net Yards | 416 | 345 |
| Total Net Plays | 57 | 69 |
| Average Gain | 7.3 | 5.0 |
| Net Yards Rushing | 77 | 117 |
| Rushes | 18 | 34 |
| Yards per Rush | 4.3 | 3.4 |
| Net Yards Passing | 339 | 228 |
| Completed - Attempted | 21-36 | 23-34 |
| Yards per Pass Play | 8.7 | 6.5 |
| Sacked - Yards Lost | 3-21 | 1-7 |
| Had Intercepted | 1 | 1 |
| Punts - Average | 2-73-36.5 | 1-34-34.0 |
| Return Yardage | 54 | 104 |
| Punts - Return Yards | 0-0 | 1-20 |
| Kickoffs - Return Yards | 4-54 | 3-65 |
| Interceptions - Return Yards | 1-0 | 1-19 |
| Penalties - Yards | 9-93 | 6-75 |
| Fumbles - Lost | 4-4 | 0-0 |
| Red Zone Efficiency | 1 for 4 | 2 for 5 |
| Goal-To-Go Efficiency | 1 for 3 | 1 for 3 |
| Time of Possession | 22:28 | 37:32 |

## INDIVIDUAL STATISTICS

**RUSHING (Att-Yds-TD):**

Buffalo: T. Thomas 7-33-1, Flutie 4-29, A. Smith 7-15.

Miami: Abdul-Jabbar 27-95-1, Parmalee 2-10, Pritchett 2-7, Avery 1-3, McDuffie 1-3, Marino 1-(-1).

**PASSING (A-C-Y-TD-I):**

Buffalo: Flutie 36-21-360-1-1.

Miami: Marino 34-23-235-1-1.

**RECEIVING (Rec-Yds-TD):**

Buffalo: Moulds 9-240-1, Reed 5-60, Williams 2-20, Loud 1-12, A. Smith 1-12, Gash 1-9, Riemersma 1-4, T. Thomas 1-3.

Miami: McDuffie 6-53, Gadsden 5-85, L. Thomas 4-36-1, Drayton 3-20, Perry 2-29, Abdul-Jabbar 2-4, Ruddy 1-8.

**SACKS:**

Buffalo: Wiley 1.

Miami: Armstrong 1, Gardener 0.5, Jones 0.5, Rodgers 0.5, Tanner 0.5.

**INTERCEPTIONS (Int-Yds-TD):**

Buffalo: Jackson 1-0.

Miami: Marion 1-19.

## 1998 AFC DIVISIONAL PLAYOFF

**DENVER 38, MIAMI 3**
**JAN. 9, 1999**

**MILE HIGH STADIUM**
**DENVER, COLO.**

Miami failed to score a touchdown in its second straight road playoff game, as they dropped their seventh consecutive postseason road game overall, with a 38-3 loss to the Broncos at Mile High Stadium. After stopping the Dolphins on the first series of the game, the Broncos took over at their own eight and embarked on a 14-play, 92-yard drive that used 7:56 of the clock and ended with a Terrell Davis one-yard touchdown run with 5:55 left in the opening quarter. Davis ran for 38 yards on seven carries on the drive, and John Elway completed five of six passes for 48 yards. Denver took a two-touchdown advantage before the first quarter was over when Davis scored on a 20-yard run with 1:02 remaining in the opening period. The touchdown came three plays after Elway connected with Ed McCaffrey for a 33-yard completion to the Dolphins' 33-yard line. Miami answered with an 11-play, 76-yard drive that consumed 5:55 of the clock and ended with an Olindo Mare 22-yard field goal, 4:53 into the second quarter. Dan Marino completed six of seven passes for 55 yards on the march. Denver scored a touchdown on their third consecutive series when Derek Loville ran it in from 11 yards out with 4:39 left in the second quarter. The score capped an 11-play, 87-yard drive that used 5:28 of the clock. As a team, the Broncos rushed for 62 yards on the drive, including 47 yards by Davis. Davis broke loose for a 62-yard run to the Dolphins' 18-yard line on the first play of the second half, leading to a Jason Elam 32-yard field goal four plays afterward. Denver opened a 28-point advantage 1:37 into the fourth quarter when Elway combined with Rod Smith for a 28-yard touchdown strike. The Broncos finished off the scoring when Neil Smith recovered an Oronde Gadsden fumble following a reception and rumbled 79 yards for a touchdown.

| | | | | | | |
|---|---|---|---|---|---|---|
| **MIAMI** | **0** | **3** | **0** | **0** | **–** | **3** |
| **DENVER** | **14** | **7** | **3** | **14** | **–** | **38** |

| TEAM | QTR | TIME | PLAY (EXTRA POINT) (DRIVE INFO) | MIA | DEN |
|---|---|---|---|---|---|
| Broncos | 1 | 5:55 | Davis 1 yd. run (Elam kick) (14-92) | 0 | 7 |
| Broncos | 1 | 1:02 | Davis 20 yd. run (Elam kick) (4-66) | 0 | 14 |
| Dolphins | 2 | 10:07 | Mare 22 yd. field goal (11-76) | 3 | 14 |
| Broncos | 2 | 4:39 | Loville 11 yd. run (Elam kick) (11-87) | 3 | 21 |
| Broncos | 3 | 11:52 | Elam 32 yd. field goal (5-66) | 3 | 24 |
| Broncos | 4 | 13:23 | R. Smith 28 yd. pass from Elway (Elam kick) (5-52) | 3 | 31 |
| Broncos | 4 | 9:49 | N. Smith 79 yd. fumble return (Elam kick) | 3 | 38 |

**ATT.** – 75,729

| TEAM STATS | MIA | DEN |
|---|---|---|
| First Downs | 14 | 24 |
| Rushing | 1 | 13 |
| Passing | 11 | 10 |
| Penalty | 2 | 1 |
| 3rd-Down Efficiency | 2 for 10 | 5 for 11 |
| 4th-Down Efficiency | 1 for 2 | 2 for 3 |
| Total Net Yards | 252 | 424 |
| Total Net Plays | 51 | 62 |
| Average Gain | 4.9 | 6.8 |
| Net Yards Rushing | 14 | 250 |
| Rushes | 13 | 38 |
| Yards per Rush | 1.1 | 6.6 |
| Net Yards Passing | 238 | 174 |
| Completed - Attempted | 26-37 | 14-23 |
| Yards per Pass Play | 6.3 | 7.3 |
| Sacked - Yards Lost | 1-5 | 1-8 |
| Had Intercepted | 2 | 0 |
| Punts - Average | 5-228-45.6 | 2-97-48.5 |
| Return Yardage | 132 | 81 |
| Punts - Return Yards | 1-11 | 2-14 |
| Kickoffs - Return Yards | 5-121 | 1-19 |
| Interceptions - Return Yards | 0-0 | 2-48 |
| Penalties - Yards | 10-57 | 5-41 |
| Fumbles - Lost | 1-1 | 0-0 |
| Red Zone Efficiency | 0 for 2 | 2 for 4 |

| | | |
|---|---|---|
| Goal-To-Go Efficiency | 0 for 0 | 1 for 2 |
| Time of Possession | 27:36 | 32:24 |

**INDIVIDUAL STATISTICS**

**RUSHING (Att-Yds-TD):**
Miami: Parmalee 7-14, Abdul-Jabbar 3-5, Huard 2-(-2), Pritchett 1-(-3).
Denver: Davis 21-199-2, Loville 8-34-1, Elway 3-19, Brister 6-(-2).

**PASSING (A-C-Y-TD-I):**
Miami: Marino 37-26-243-0-2.
Denver: Elway 23-14-182-1-0.

**RECEIVING (Rec-Yds-TD):**
Miami: McDuffie 9-118, Parmalee 5-24, Gadsden 4-36, L. Thomas 3-31, Pritchett 3-23, Jacquet 1-6, Abdul-Jabbar 1-5.
Denver: Sharpe 5-38, R. Smith 4-71-1, McCaffrey 3-52, Griffith 1-14, Davis 1-7.

**SACKS:**
Miami: Wilson 1.
Denver: Washington 1.

**INTERCEPTIONS (Int-Yds-TD):**
Miami: None.
Denver: Johnson 1-48, Romanowski 1-0.

## 1999 AFC FIRST-ROUND PLAYOFF

**MIAMI 20, SEATTLE 17** — **KINGDOME**
**JAN. 9, 2000** — **SEATTLE, WASH.**

In the last game ever played at the Kingdome, the Dolphins recorded their first road playoff win since 1972 with a 20-17 triumph over the Seattle Seahawks. The Seahawks' second possession of the game started at the Dolphins' 47 after Miami was forced to punt from its own four-yard line. From there, Seattle needed eight plays before Jon Kitna connected with Sean Dawkins for a nine-yard touchdown pass on third-and-three, with 6:18 to play in the first quarter. The score marked the second third-down conversion on the drive for the Seahawks. Kitna and Mike Pritchard hooked up for a pair of completions on the drive, totaling 29 yards. Brock Marion returned the ensuing kickoff 47 yards to midfield. The Dolphins then moved 37 yards in seven plays, leading to an Olindo Mare 32-yard field goal with 2:05 remaining in the opening quarter. The Seahawks re-gained their seven-point advantage with 45 seconds left in the first half on Todd Peterson's 50-yard field goal, which capped an eight-play, 49-yard drive that used 3:45 of the clock. The Dolphins took over at their own 40 on the opening possession of the second half after Peterson's kickoff went out of bounds. Led by Dan Marino, who completed all six of his passes, totaling 56 yards, Miami embarked on a ten-play, 60-yard drive that consumed 6:05 of the clock and ended with a one-yard touchdown pass from Marino to Oronde Gadsden on third-and-goal. The touchdown pass was the 31st for Marino in his playoff career, moving him past Terry Bradshaw into sole possession of second on the NFL's all-time postseason list. The key play on the march was a 27-yard completion from Marino to O.J. McDuffie on third-and-seven from the Seattle 46. Charlie Rogers took the ensuing kickoff and raced 85 yards for a touchdown to give Seattle the lead once again. The Dolphins pulled to within four points on Mare's 50-yard field goal with 2:22 to play in the third quarter, culminating a six-play, 32-yard drive in which Autry Denson rushed for 25 yards. The ensuing onside kick was recovered by Miami's Shawn Wooden, and the Dolphins took over at their own 42. Although they could not take advantage of that opportunity, Tom Hutton's punt that followed pinned Seattle at their own six. Down by four points with 9:09 to play, Miami gained possession at their own 15. On the third play of the series, they faced a third-and-17 from their own 8 when Marino hit Tony Martin for a 23-yard completion. From there, Miami marched the length of the field in just eight more plays, the final one being a two-yard TD run by J.J. Johnson with 4:48 to play in the game. Two plays prior to the score Marino connected with Gadsden for a 24-yard completion on third-and-10 from the Seahawks 29, giving them a first-and-goal from the 5. Seattle went three and out on their next series, and a Terrell Buckley interception with 23 seconds remaining ended any Seattle comeback hopes. The Dolphins dominated the second half of the game, as they gained 230 yards while holding Seattle to just 32 yards over the final 30 minutes of the game. Miami registered a club playoff record six sacks on the afternoon, including three by Trace Armstrong, who was named NFL Defensive Player of the Week for the Wild Card Round of the playoffs.

| | | | | | | |
|---|---|---|---|---|---|---|
| **MIAMI** | **3** | **0** | **10** | **7** | **–** | **20** |
| **SEATTLE** | **7** | **3** | **7** | **0** | **–** | **17** |

| TEAM | QTR | TIME | PLAY (EXTRA POINT) (DRIVE INFO) | MIA | SEA |
|---|---|---|---|---|---|
| Seahawks | 1 | 6:18 | Dawkins 9 yd. pass from Kitna (Peterson kick) (8-47) | 0 | 7 |
| Dolphins | 1 | 2:05 | Mare 32 yd. field goal (7-37) | 3 | 7 |

| | | | | | |
|---|---|---|---|---|---|
| Seahawks | 2 | 0:45 | Peterson 50 yd. field goal (8-49) | 3 | 10 |
| Dolphins | 3 | 8:55 | Gadsden 1 yd. pass from Marino (Mare kick) (10-60) | 10 | 10 |
| Seahawks | 3 | 8:55 | Rogers 85 yd. kickoff return (Peterson kick) | 10 | 17 |
| Dolphins | 3 | 2:22 | Mare 50 yd. field goal (6-32) | 13 | 17 |
| Dolphins | 4 | 4:48 | Johnson 2 yd. run (Peterson kick) (11-85) | 20 | 17 |

**ATT.** – 66,170

| TEAM STATS | MIA | SEA |
|---|---|---|
| First Downs | 18 | 12 |
| Rushing | 7 | 0 |
| Passing | 10 | 10 |
| Penalty | 1 | 2 |
| 3rd-Down Efficiency | 6 for 16 | 5 for 15 |
| 4th-Down Efficiency | 0 for 0 | 1 for 1 |
| Total Net Yards | 299 | 171 |
| Total Net Plays | 68 | 56 |
| Average Gain | 4.4 | 3.1 |
| Net Yards Rushing | 108 | 41 |
| Rushes | 37 | 20 |
| Yards per Rush | 2.9 | 2.1 |
| Net Yards Passing | 191 | 130 |
| Completed - Attempted | 17-30 | 14-30 |
| Yards per Pass Play | 6.2 | 3.6 |
| Sacked - Yards Lost | 1-5 | 6-32 |
| Had Intercepted | 0 | 2 |
| Punts - Average | 8-330-41.3 | 7-335-47.9 |
| Return Yardage | 188 | 183 |
| Punts - Return Yards | 6-63 | 3-24 |
| Kickoffs - Return Yards | 3-88 | 4-159 |
| Interceptions - Return Yards | 2-37 | 0-0 |
| Penalties - Yards | 6-67 | 2-10 |
| Fumbles - Lost | 0-0 | 0-0 |
| Red Zone Efficiency | 2 for 3 | 1 for 1 |
| Goal-To-Go Efficiency | 2 for 2 | 0 for 0 |
| Time of Possession | 34:48 | 25:12 |

**INDIVIDUAL STATISTICS**

**RUSHING (Att-Yds-TD):**
Miami: Johnson 27-86-1, Denson 7-19, Pritchett 2-4, Marino 1-(-1).
Seattle: Watters 19-40, Kitna 1-1.

**PASSING (A-C-Y-TD-I):**
Miami: Marino 30-17-196-1-0.
Seattle: Kitna 30-14-162-1-2.

**RECEIVING (Rec-Yds-TD):**
Miami: McDuffie 5-82, Martin 5-70, Gadsden 2-25-1, Johnson 2-3, Konrad 1-7, Goodwin 1-6, Perry 1-3.
Seattle: Dawkins 3-35-1, Pritchard 3-34, Fauria 3-31, Watters 2-22, Brown 2-18, Galloway 1-22.

**SACKS:**
Miami: Armstrong 3, Owens 1.5, Z. Thomas 1, Wilson 0.5.
Seattle: Adams 1.

**INTERCEPTIONS (Int-Yds-TD):**
Miami: Marion 1-31, Buckley 1-6.
Seattle: None.

## 1999 AFC DIVISIONAL PLAYOFF

**JACKSONVILLE 62, MIAMI 7** — **ALLTELL STADIUM**
**JAN. 15, 2000** — **JACKSONVILLE, FLA.**

The Dolphins allowed the most points in club history and suffered their worst defeat ever as well. The Jaguars took a 7-0 lead on an eight-yard touchdown pass from Mark Brunell to Jimmy Smith on the first series of the game, 4:28 into the contest. A 41-yard completion from Brunell to Smith to the Dolphins' 22 was the key play on the 73-yard drive, in which Jacksonville converted all three of their third down attempts, including the touchdown. On the next play from scrimmage, Aaron Beasley intercepted a Dan Marino pass and Jacksonville took over at the Dolphins' 41. From there, the Jaguars moved 14 yards, setting up a Mike

Hollis 45-yard field goal, with 6:19 to play in the opening quarter. The Jaguars scored for the third time in as many possessions when Fred Taylor broke loose for a 90-yard touchdown run with 3:46 remaining in the first quarter. On the following play from scrimmage, Tony Brackens stripped the ball from Marino, Brackens recovered and went 16 yards for the score. On the first play of the second quarter, Jacksonville scored again on a 39-yard touchdown pass from Brunell to Taylor on third-and-14. The Jaguars gained possession at the Dolphins' 21 on their next series after Corey Chamblin blocked a Tom Hutton punt. That led to a James Stewart 25-yard TD run three plays later. Hollis added a 28-yard field goal 1:51 prior to the half. That score came five plays after Carnell Lake recovered a J.J. Johnson fumble at the Dolphins' 30. Miami got its first points of the game three seconds before halftime when Marino and Oronde Gadsden combined for a 20-yard TD pass, on third-and-10. Jay Fiedler connected with Jimmy Smith for a 70-yard touchdown pass, 2:57 into the third quarter, giving Jacksonville 48 points on the afternoon, marking the most points that Miami had ever given up in the postseason. Fiedler fired his second touchdown pass of the day with 6:19 to play in the third quarter when he hit Alvis Whitted for a 38-yard scoring pass. Jacksonville finished the scoring with a Chris Howard five-yard touchdown run 4:23 into the fourth quarter, one play after Donovin Darius recovered an Autry Denson fumble.

| | | | | | | |
|---|---|---|---|---|---|---|
| **MIAMI** | **0** | **7** | **0** | **0** | **–** | **7** |
| **JACKSONVILLE** | **24** | **17** | **14** | **7** | **–** | **62** |

| TEAM | QTR | TIME | PLAY (EXTRA POINT) (DRIVE INFO) | MIA | JAX |
|---|---|---|---|---|---|
| Jaguars | 1 | 10:32 | Smith 8 yd. pass from Brunell (Hollis kick) (9-73) | 0 | 7 |
| Jaguars | 1 | 6:19 | Hollis 45 yd. field goal (9-14) | 0 | 10 |
| Jaguars | 1 | 3:46 | Taylor 90 yd. run (Hollis kick) (2-91) | 0 | 17 |
| Jaguars | 1 | 3:21 | Brackens 16 yd. fumble return (Hollis kick) | 0 | 24 |
| Jaguars | 2 | 14:48 | Taylor 39 yd. pass from Brunell (Hollis kick) (4-53) | 0 | 31 |
| Jaguars | 2 | 12:05 | Stewart 25 yd. run (Hollis kick) (3-21) | 0 | 38 |
| Jaguars | 2 | 1:51 | Hollis 28 yd. field goal (5-20) | 0 | 41 |
| Dolphins | 2 | 0:01 | Gadsden 20 yd. pass from Marino (Mare kick) (9-80) | 7 | 41 |
| Jaguars | 3 | 12:03 | Smith 70 yd. pass from Fiedler (Hollis kick) (3-78) | 7 | 48 |
| Jaguars | 3 | 6:19 | Whitted 38 yd. pass from Fiedler (Hollis kick) (5-69) | 7 | 55 |
| Jaguars | 4 | 10:37 | Howard 5 yd. run (Hollis kick) (1-5) | 7 | 62 |

**ATT.** – 75,193

| TEAM STATS | MIA | JAX |
|---|---|---|
| First Downs | 10 | 21 |
| Rushing | 0 | 10 |
| Passing | 6 | 10 |
| Penalty | 4 | 1 |
| 3rd-Down Efficiency | 2 for 14 | 8 for 16 |
| 4th-Down Efficiency | 0 for 2 | 0 for 0 |
| Total Net Yards | 133 | 520 |
| Total Net Plays | 65 | 68 |
| Average Gain | 2.0 | 7.6 |
| Net Yards Rushing | 23 | 257 |
| Rushes | 19 | 46 |
| Yards per Rush | 1.2 | 5.6 |
| Net Yards Passing | 110 | 263 |
| Completed - Attempted | 16-41 | 12-20 |
| Yards per Pass Play | 2.4 | 12.0 |
| Sacked - Yards Lost | 5-31 | 2-14 |
| Had Intercepted | 2 | 1 |
| Punts - Average | 9-356-39.6 | 5-195-39.0 |
| Return Yardage | 276 | 73 |
| Punts - Return Yards | 3-70 | 5-44 |
| Kickoffs - Return Yards | 9-206 | 2-24 |
| Interceptions - Return Yards | 1-0 | 2-5 |
| Penalties - Yards | 9-87 | 7-51 |
| Fumbles - Lost | 6-5 | 1-1 |
| Red Zone Efficiency | 0 for 0 | 3 for 5 |
| Goal-To-Go Efficiency | 0 for 0 | 1 for 2 |
| Time of Possession | 24:37 | 35:23 |

**INDIVIDUAL STATISTICS**

**RUSHING (Att-Yds-TD):**
Miami: Denson 6-10, Pritchett 2-10, Johnson 8-9, Huard 1-2, Marino 1-0, Hutton 1-(-8).
Jacksonville: Taylor 18-135-1, Stewart 11-62-1, Howard 15-54-1, Brunell 1-6, Shelton 1-0.

**PASSING (A-C-Y-TD-I):**
Miami: Marino 25-11-95-1-2, Huard 16-5-46-0-0.
Jacksonville: Fiedler 11-7-172-2-1, Brunell 9-5-105-2-0.

**RECEIVING (Rec-Yds-TD):**
Miami: Gadsden 6-62-1, Konrad 3-30, McDuffie 2-19, Pritchett 2-17, Johnson 2-11, Drayton 1-2.
Jacksonville: Smith 5-136-2, McCardell 4-52, Taylor 1-39-1, Whitted 1-38-1, Shelton 1-12.

**SACKS:**
Miami: Bowens 1, Mixon 1.
Jacksonville: Walker 2, Brackens 1, Leroy 1, Marts 1.

**INTERCEPTIONS (Int-Yds-TD):**
Miami: Jackson 1-0.
Jacksonville: Beasley 2-5.

## 2000 AFC FIRST-ROUND PLAYOFF

**MIAMI 23, INDIANAPOLIS 17 (OT)** — **PRO PLAYER STADIUM**
**DEC. 30, 2000** — **MIAMI, FLA.**

The Miami Dolphins recorded the second-largest comeback win in team playoff history as they rallied from a 14-0 halftime deficit to earn a 23-17 overtime win against the Indianapolis Colts at Pro Player Stadium. The Dolphins faced a fourth-and-six from the Colts' 39 on their first possession of the game, but could not convert. The Colts took over and marched 47 yards in seven plays, en route to a Mike Vanderjagt 32-yard field goal. The Dolphins made it to the Colts' 33 late in the first quarter, but on third-and-14, Chad Cota intercepted a Jay Fiedler pass in the end zone. Vanderjagt lined up to attempt his second field goal in as many series, but the run by holder Hunter Smith on the fake was short of the first down. On the next play from scrimmage, Chad Bratzke intercepted a Fiedler pass and returned it four yards to the Dolphins' 25. That led to a seven-play, 17-yard drive that culminated with a Vanderjagt 26-yard field goal. Fiedler suffered his third interception in as many series three plays later when Cota picked off his second pass of the day, giving the Colts the ball at the Dolphins' 18. Two plays later, Peyton Manning connected with Jerome Pathon for a 17-yard score. That was followed by a Manning to Ken Dilger pass for the two-point conversion. The Dolphins had a chance to put their first points on the board with 31 seconds left in the first half, but Olindo Mare missed wide right on a 38-yard field goal attempt. The Dolphins opened the second half with a two-yard scoring run by Lamar Smith, 6:51 into the half. The Dolphins cut the lead to four points 4:37 into the fourth quarter on a 38-yard field goal by Mare, which capped a nine-play, 53-yard drive. The Colts answered with a nine-play, 45-yard march which ended with a Vanderjagt 50-yard field goal. The Dolphins took over at their own 20 with 4:55 to play in the game, and marched the length of the field in 14 plays towards the game-tying score, a nine-yard touchdown pass from Fiedler to Jed Weaver on third-and-goal, with 34 seconds remaining in the game. Fiedler threw for 52 yards on the drive, as he completed six of 10 passes while also rushing three times for 15 yards. The Colts got into field goal position 5:44 into the overtime period, but Vanderjagt missed wide right on a 49-yard field goal attempt. The Dolphins took over at their own 39, and on the third play from scrimmage, they got into Colts territory at the 48 on a six-yard completion from Fiedler to Jeff Ogden on third-and-three. Eight plays later, Smith gave the Dolphins their third straight victory in the first round of the playoffs on a 17-yard touchdown run with 3:34 left in overtime. Smith's 40 attempts represented a new NFL playoff single-game best. His yardage figure was the second-most ever in an NFL postseason contest.

| | | | | | | |
|---|---|---|---|---|---|---|
| **INDIANAPOLIS** | **3** | **11** | **0** | **3** | **0** | **17** |
| **MIAMI** | **0** | **0** | **7** | **10** | **6** | **23** |

| TEAM | QTR | TIME | PLAY (EXTRA POINT) (DRIVE INFO) | IND | MIA |
|---|---|---|---|---|---|
| Colts | 1 | 7:49 | Vanderjagt 32 yd. field goal (7-47) | 3 | 0 |
| Colts | 2 | 9:33 | Vanderjagt 26 yd. field goal (7-17) | 6 | 0 |
| Colts | 2 | 7:47 | Pathon 17 yd. pass from Manning (Manning pass to Dilger) (2-18) | 14 | 0 |
| Dolphins | 3 | 8:09 | L. Smith 2 yd. run (Mare kick) (11-70) | 14 | 7 |
| Dolphins | 4 | 10:23 | Mare 38 yd. field goal (9-53) | 14 | 10 |
| Colts | 4 | 4:55 | Vanderjagt 50 yd. field goal (9-45) | 17 | 10 |
| Dolphins | 4 | 0:34 | Weaver 9 yd. pass from Fiedler (Mare kick) (14-80) | 17 | 17 |
| Dolphins | OT | 3:34 | L. Smith 17 yd. run (11-61) | 17 | 23 |

**ATT.** – 73,193

| TEAM STATS | IND | MIA |
|---|---|---|
| First Downs | 14 | 26 |
| Rushing | 6 | 16 |
| Passing | 8 | 10 |
| Penalty | 0 | 0 |
| 3rd-Down Efficiency | 2 for 11 | 8 for 17 |
| 4th-Down Efficiency | 0 for 1 | 1 for 2 |
| Total Net Yards | 293 | 434 |
| Total Net Plays | 55 | 84 |
| Average Gain | 5.3 | 5.2 |
| Net Yards Rushing | 99 | 258 |
| Rushes | 23 | 48 |
| Yards per Rush | 4.3 | 5.4 |
| Net Yards Passing | 194 | 176 |
| Completed - Attempted | 17-32 | 19-34 |
| Yards per Pass Play | 6.1 | 4.9 |
| Sacked - Yards Lost | 0-0 | 2-9 |
| Had Intercepted | 0 | 3 |
| Punts - Average | 4-171-42.8 | 3-138-46.0 |
| Return Yardage | 62 | 120 |
| Punts - Return Yards | 1-0 | 3-30 |
| Kickoffs - Return Yards | 2-35 | 4-90 |
| Interceptions - Return Yards | 3-27 | 0-0 |
| Penalties - Yards | 1-10 | 7-55 |
| Fumbles - Lost | 0-0 | 0-0 |
| Red Zone Efficiency | 1 for 3 | 3 for 4 |
| Goal-To-Go Efficiency | 0 for 1 | 2 for 2 |
| Time of Possession | 27:46 | 43:40 |

**INDIVIDUAL STATISTICS**

**RUSHING (Att-Yds-TD):**
Indianapolis: James 21-107, Manning 1-(-2), Smith 1-(-6).
Miami: L. Smith 40-209-2, Fiedler 7-43, Martin 1-6.

**PASSING (A-C-Y-TD-I):**
Indianapolis: Manning 32-17-194-1-0.
Miami: Fiedler 34-19-185-1-3.

**RECEIVING (Rec-Yds-TD):**
Indianapolis: Pathon 5-69-1, Harrison 5-63, James 3-33, Dilger 3-16, Pollard 1-13.
Miami: McDuffie 4-57, Gadsden 4-38, L. Smith 3-18, Martin 2-21, Johnson 2-18, Denson 2-18, Weaver 1-9-1, Ogden 1-6.

**SACKS:**
Indianapolis: Johnson 1, Belser 0.5, Whittington 0.5.
Miami: None

**INTERCEPTIONS (Int-Yds-TD):**
Indianapolis: Cota 2-23, Bratzke 1-4.
Miami: None.

## 2000 AFC DIVISIONAL PLAYOFF

**OAKLAND 27, MIAMI 0** — **NETWORK ASSOCIATES COLISEUM**
**JAN. 6, 2001** — **OAKLAND, CALIF.**

The Miami Dolphins suffered the first shutout in the team's playoff history with a 27-0 loss to the Oakland Raiders. The Raiders got on the board first 3:34 into the contest when Tory James intercepted a Jay Fiedler pass and returned it 90 yards for a touchdown, the longest interception return ever against the Dolphins in the postseason. The Raiders opened a ten-point lead with 4:52 to play in the first quarter on a Sebastian Janikowski 36-yard field goal. Janikowski converted his second field goal in as many offensive series when he hit from 33 yards out, 6:24 into the second quarter. The Raiders took a 20-point advantage with 1:53 to play in the first half on a six-yard touchdown pass from Rich Gannon to James Jett on third-and-four. The drive began at the Dolphins' 43 after Charles Woodson recovered a Lamar Smith fumble that was forced by Tory James. The final points of the day were scored on the Raiders' first possession of the second half when Tyrone Wheatley ran it in from two yards out, culminating a 12-play, 54-yard drive that used 6:50 of the clock.

| | | | | | | |
|---|---|---|---|---|---|---|
| **MIAMI** | **0** | **0** | **0** | **0** | **–** | **0** |
| **OAKLAND** | **10** | **10** | **7** | **0** | **–** | **27** |

| TEAM | QTR | TIME | PLAY (EXTRA POINT) (DRIVE INFO) | MIA | OAK |
|---|---|---|---|---|---|
| Raiders | 1 | 11:36 | James 90 yd. interception return (Janikowski kick) | 0 | 7 |
| Raiders | 1 | 4:52 | Janikowski 36 yd. field goal (8-46) | 0 | 10 |
| Raiders | 2 | 8:36 | Janikowski 33 yd. field goal (12-78) | 0 | 13 |
| Raiders | 2 | 1:53 | Jett 6 yd. pass from Gannon (Janikowski kick) (9-43) | 0 | 20 |
| Raiders | 3 | 5:56 | Wheatley 2 yd. run (Janikowski kick) (12-54) | 0 | 27 |

**ATT.** – 61,998

| TEAM STATS | MIA | OAK |
|---|---|---|
| First Downs | 10 | 20 |
| Rushing | 0 | 10 |
| Passing | 8 | 7 |
| Penalty | 2 | 3 |
| 3rd-Down Efficiency | 2 for 12 | 8 for 16 |
| 4th-Down Efficiency | 1 for 4 | 0 for 0 |
| Total Net Yards | 205 | 267 |
| Total Net Plays | 56 | 66 |
| Average Gain | 3.7 | 4.0 |
| Net Yards Rushing | 41 | 140 |
| Rushes | 17 | 45 |
| Yards per Rush | 2.4 | 3.1 |
| Net Yards Passing | 164 | 127 |
| Completed - Attempted | 18-37 | 12-18 |
| Yards per Pass Play | 4.2 | 6.0 |
| Sacked - Yards Lost | 2-12 | 3-16 |
| Had Intercepted | 3 | 0 |
| Punts - Average | 6-205-34.2 | 5-234-46.8 |
| Return Yardage | 192 | 152 |
| Punts - Return Yards | 4-76 | 2-26 |
| Kickoffs - Return Yards | 5-116 | 1-28 |
| Interceptions - Return Yards | 0-0 | 3-98 |
| Penalties - Yards | 8-55 | 6-40 |
| Fumbles - Lost | 1-1 | 1-1 |
| Red Zone Efficiency | 0 for 2 | 2 for 4 |
| Goal-To-Go Efficiency | 0 for 0 | 1 for 1 |
| Time of Possession | 22:36 | 37:24 |

**INDIVIDUAL STATISTICS**

**RUSHING (Att-Yds-TD):**
Miami: Johnson 3-12, Denson 3-12, Fiedler 3-12, L. Smith 8-5.
Oakland: Wheatley 19-56-1, Kirby 11-37, Gannon 5-31, Jordan 5-15, Kaufman 1-4, Crockett 1-3, Hoying 2-(-2), Jett 1-(-4).

**PASSING (A-C-Y-TD-I):**
Miami: Fiedler 37-18-176-0-3.
Oakland: Gannon 18-12-143-0-0, Hoying 0-0-0-0-0.

**RECEIVING (Rec-Yds-TD):**
Miami: Denson 6-42, Shepherd 4-20, McDuffie 3-43, Martin 2-27, Gadsden 1-33, Johnson 1-7, L. Smith 1-4.
Oakland: Kirby 2-35, Rison 2-28, Brown 2-27, Jordan 2-14, Jett 2-13-1, Brigham 1-17, Crockett 1-9.

**SACKS:**
Miami: Armstrong 1, Bromell 1, Jones 1.
Oakland: Bryant 1, Coleman 1.

**INTERCEPTIONS (Int-Yds-TD):**
Miami: None.
Oakland: James 2-98-1, Allen 1-0.

## 2001 AFC DIVISIONAL PLAYOFF

**BALTIMORE 20, MIAMI 3** — **PRO PLAYER STADIUM**
**JAN. 13, 2002** — **MIAMI, FLA.**

The Dolphins dropped their first home playoff game since January 17, 1993, snapping a three-game home playoff win streak. Twan Russell stripped the ball from Jermaine Lewis on the game's opening kickoff and Tommy Hendricks recovered at the Ravens' 24-yard line, leading to an Olindo Mare 33-yard field goal four plays later. The score remained that way until the third play of the second quarter when Terry Allen scored

on a four-yard run, culminating a 17-play, 90-yard drive in which Baltimore ran the ball 12 times totaling 61 yards, led by Allen, who rushed for 27 yards on four carries. With just more than a minute remaining in the first half, Jamie Sharper recovered a Travis Minor fumble at the Dolphins' 41-yard line. The Ravens were unable to capitalize, however, as Matt Stover's 40-yard field goal attempt as time expired hit the left upright. Baltimore extended its lead to 11 points with 1:20 to play in the third quarter when Elvis Grabc hit Travis Taylor in the end zone for a four-yard touchdown pass on third-and-goal, capping an 11-play, 99-yard drive. The key play was a 45-yard completion from Grbac to Taylor on third-and-one from the Ravens' 10-yard line. Peter Boulware stripped the ball from Jay Fiedler on a sack on the third play of the fourth quarter, and Boulware recovered at the Dolphins' 37-yard line. That resulted in a Matt Stover 35-yard field goal six plays afterward. Stover added his second field goal in as many series with a 40-yarder with 2:01 to play in the game. That three-pointer came 11 plays after a Duane Starks interception after the Dolphins had made it to the Ravens' 42-yard line. Baltimore rushed for 49 yards on eight attempts on the scoring drive.

| | | | | | | |
|---|---|---|---|---|---|---|
| **BALTIMORE** | **0** | **7** | **7** | **6** | **–** | **20** |
| **MIAMI** | **3** | **0** | **0** | **0** | **–** | **3** |

| TEAM | QTR | TIME | PLAY (EXTRA POINT) (DRIVE INFO) | BAL | MIA |
|---|---|---|---|---|---|
| Dolphins | 1 | 12:46 | Mare 33 yd. field goal (4-9, 2:03) | 0 | 3 |
| Ravens | 2 | 13:34 | Allen 4 yd. run (Stover kick) (17-90, 8:51) | 7 | 3 |
| Ravens | 3 | 1:20 | Taylor 4 yd. pass from Grbac (Stover kick) (11-99, 5:42) | 14 | 3 |
| Ravens | 4 | 11:05 | Stover 35 yd. field goal (6-20, 3:33) | 17 | 3 |
| Ravens | 4 | 2:01 | Stover 40 yd. field goal (11-50, 6:33) | 20 | 3 |

**ATT.** – 72,251

| TEAM STATS | BAL | MIA |
|---|---|---|
| First Downs | 20 | 9 |
| Rushing | 12 | 1 |
| Passing | 7 | 6 |
| Penalty | 1 | 2 |
| 3rd-Down Efficiency | 10 for 16 | 3 for 11 |
| 4th-Down Efficiency | 0 for 0 | 0 for 1 |
| Total Net Yards | 347 | 151 |
| Total Net Plays | 69 | 46 |
| Average Gain | 5.0 | 3.3 |
| Net Yards Rushing | 226 | 46 |
| Rushes | 50 | 15 |
| Yards per Rush | 4.5 | 3.1 |
| Net Yards Passing | 121 | 105 |
| Completed - Attempted | 12-18 | 15-28 |
| Yards per Pass Play | 6.4 | 3.4 |
| Sacked - Yards Lost | 1-12 | 3-17 |
| Had Intercepted | 0 | 1 |
| Punts - Average | 4-182-45.5 | 5-237-47.4 |
| Return Yardage | 51 | 124 |
| Punts - Return Yards | 2-3 | 2-9 |
| Kickoffs - Return Yards | 2-22 | 5-115 |
| Interceptions - Return Yards | 1-26 | 0-0 |
| Penalties - Yards | 5-35 | 6-36 |
| Fumbles - Lost | 1-1 | 3-2 |
| Red Zone Efficiency | 2 for 4 | 0 for 1 |
| Goal-To-Go Efficiency | 2 for 2 | 0 for 0 |
| Time of Possession | 37:54 | 22:06 |

**INDIVIDUAL STATISTICS**

**RUSHING (Att-Yds-TD):**

Baltimore: Allen 25-109-1, Brookins 10-65, Williams 6-24, Taylor 1-15, Ayanbadejo 2-8, J. Lewis 2-4, Grbac 2-3, Redman 2-(-2).

Miami: Fiedler 3-16, Minor 5-14, Lucas 1-10, Smith 6-6.

**PASSING (A-C-Y-TD-I):**

Baltimore: Grbac 18-12-133-1-0.

Miami: Fiedler 28-15-122-0-1.

**RECEIVING (Rec-Yds-TD):**

Baltimore: Sharpe 4-23, Taylor 2-49-1, Ismail 1-16, Gash 1-13, Heap 1-11, Stokley 1-11, Ayanbadejo 1-7, Brookins 1-3.

Miami: Ward 5-55, McKnight 4-26, Weaver 2-22, Minor 2-4, Gadsden 1-9, Smith 1-6.

**SACKS:**

Baltimore: Boulware 1, Mitchell 1, Sharper 1.

Miami: Galyon 1.

**INTERCEPTIONS (Int-Yds-TD):**

Baltimore: Starks 1-26.

Miami: None.

## 2008 AFC WILD CARD PLAYOFF

**BALTIMORE 27, MIAMI 9** — **DOLPHINS STADIUM**
**JAN. 4, 2009** — **MIAMI, FLA.**

The Dolphins dropped their third straight playoff decision, and their second in a row to the Ravens. Miami took a 3-0 lead on their opening series of the game when Dan Carpenter connected on a 19-yard field goal. The Ravens knotted the score on their ensuing series when a Matt Stover 23-yard field goal capped an 11-play, 59-yard drive. The key play was a 31-yard completion from Joe Flacco to Todd Heap, giving the Ravens a first-and-goal from the 4. The Ravens claimed their initial lead of the afternoon when Ed Reed intercepted a Chad Pennington pass and weaved his way 64 yards for a touchdown. Baltimore added three points, 16 seconds before the half on a 31-yard field goal by Stover. The score came four plays after Flacco connected with Derrick Mason for a 31-yard hookup to the Dolphins' 17. The Ravens opened a 17-point advantage 7:27 into the second half on an 8-yard TD run by Le'Ron McClain. The Dolphins tallied their first touchdown of the day 1:51 into the fourth period on a 2-yard TD pass from Pennington to Ronnie Brown, two plays after Pennington and Davone Bess combined for a 45-yard completion to the Ravens' 5. The PAT was blocked. Flacco finished the scoring on a 5-yard TD run with 3:53 remaining in the contest, as the he crossed the goal line three plays after Willis McGahee broke loose for a 48-yard run to the Dolphins' 4.

| | | | | | | |
|---|---|---|---|---|---|---|
| **BALTIMORE** | **3** | **10** | **7** | **7** | **–** | **27** |
| **MIAMI** | **3** | **0** | **0** | **6** | **–** | **9** |

| TEAM | QTR | TIME | PLAY (EXTRA POINT) (DRIVE INFO) | BAL | MIA |
|---|---|---|---|---|---|
| Dolphins | 1 | 8:17 | Carpenter 19 yd. field goal (8-50, 4:15) | 0 | 3 |
| Ravens | 1 | 2:47 | Stover 23 yd. field goal (11-59, 5:30) | 3 | 3 |
| Ravens | 2 | 2:30 | Reed 64 yd. interception return (Stover kick) | 10 | 3 |
| Ravens | 2 | 0:16 | Stover 31 yd. field goal (7-46, 1:21) | 13 | 3 |
| Ravens | 3 | 7:33 | McClain 8 yd. run (Stover kick) (4-19, 2:09) | 20 | 3 |
| Dolphins | 4 | 13:09 | Brown 2 yd. pass from Pennington (kick blocked) (5-74, 1:51) | 20 | 9 |
| Ravens | 4 | 3:53 | Flacco 5 yd. run (Stover kick) (8-71, 3:44) | 27 | 9 |

**ATT.** – 74,240

| TEAM STATS | BAL | MIA |
|---|---|---|
| First Downs | 16 | 18 |
| Rushing | 8 | 5 |
| Passing | 7 | 11 |
| Penalty | 1 | 2 |
| 3rd-Down Efficiency | 5 for 12 | 2 for 10 |
| 4th-Down Efficiency | 0 for 0 | 0 for 1 |
| Total Net Yards | 286 | 276 |
| Total Net Plays | 56 | 62 |
| Average Gain | 5.1 | 4.5 |
| Net Yards Rushing | 151 | 52 |
| Rushes | 33 | 21 |
| Yards per Rush | 4.6 | 2.5 |
| Net Yards Passing | 135 | 224 |
| Completed - Attempted | 9-23 | 25-38 |
| Yards per Pass Play | 5.9 | 5.5 |
| Sacked - Yards Lost | 0-0 | 3-28 |
| Had Intercepted | 0 | 4 |
| Punts - Average | 5-217-43.4 | 3-132-44.0 |
| Return Yardage | 183 | 79 |
| Punts - Return Yards | 2-21 | 2-10 |
| Kickoffs - Return Yards | 2-54 | 3-69 |
| Interceptions - Return Yards | 4-108 | 0-0 |

| | | |
|---|---|---|
| Penalties - Yards | 7-59 | 4-34 |
| Fumbles - Lost | 1-1 | 2-1 |
| Red Zone Efficiency | 2 for 4 | 1 for 3 |
| Goal-To-Go Efficiency | 2 for 3 | 1 for 2 |
| Time of Possession | 26:34 | 33:26 |

**INDIVIDUAL STATISTICS**

**RUSHING (Att-Yds-TD):**
Baltimore: McClain 19-75-1, McGahee 7-62, Flacco 5-8-1, Neal 1-4, T. Smith 1-2.
Miami: Brown 12-19, Williams 4-17, Polite 3-15, Cobbs 1-1, Pennington 1-0.

**PASSING (A-C-Y-TD-I):**
Baltimore: Flacco 23-9-135-0-0.
Miami: Pennington 38-25-252-1-4.

**RECEIVING (Rec-Yds-TD):**
Baltimore: Mason 4-71, Clayton 2-16, Heap 1-31, McGahee 1-9, Neal 1-8.
Miami: Brown 6-43-1, Ginn 5-38, Cobbs 4-55, London 4-38, Martin 3-16, Bess 2-54, Williams 1-8.

**SACKS:**
Baltimore: Pryce 1, Suggs 1, Leonhard 0.5, Nakamura 0.5.
Miami: None.

**INTERCEPTIONS (Int-Yds-TD):**
Baltimore: Reed 2-76-1, Leonhard 1-20, Washington 1-12.
Miami: None.

## 2016 AFC WILD CARD PLAYOFF

**PITTSBURGH 30, MIAMI 12** — **HEINZ FIELD**
**JAN. 8, 2017** — **PITTSBURGH, PA.**

he Dolphins' magical 2016 season came to a disappointing end. The Dolphins quickly fell behind 14-0 and could never recover in a 30-12 loss against the Pittsburgh Steelers in a first-round playoff game at Heinz Field. Antonio Brown and Le'Veon Bell each scored two touchdowns for the Steelers, who racked up 219 yards of offense in the first quarter alone. Brown ended Pittsburgh's first two possessions with touchdown catches of 50 and 69 yards. Bell set a Steelers postseason record with 169 rushing yards. Damien Williams scored the Dolphins' only touchdown on a 4-yard reception with 5:57 left in regulation. Andrew Franks kicked two first-half field goals. The Dolphins committed turnovers on three consecutive possessions, spanning the second and third quarters, the last of which led to Bell's second touchdown after cornerback Tony Lippett tried to time a jump over the center to block a field goal attempt but instead was offside to give Pittsburgh a first down. Matt Moore, making his fourth consecutive start in place of an injured Ryan Tannehill, completed 29 of 36 passes for 289 yards and one touchdown, but he lost two fumbles and threw an interception. Moore also was sacked five times after being sacked only once in his three starts in the regular season. He left the game for one play in the second quarter after taking a big hit from linebacker Bud Dupree that drew a roughing-the-passer penalty but returned to finish the game. After burning the Steelers for 204 rushing yards in the Dolphins' 30-15 victory at Hard Rock Stadium on Oct. 16, Jay Ajayi was held to only 33 yards on 16 rushing attempts Sunday before leaving the game with a shoulder injury late in the fourth quarter.

| | | | | | | |
|---|---|---|---|---|---|---|
| **MIAMI** | **3** | **3** | **0** | **6** | **–** | **12** |
| **PITTSBURGH** | **14** | **6** | **10** | **0** | **–** | **30** |

| TEAM | QTR | TIME | PLAY (EXTRA POINT) (DRIVE INFO) | MIA | PIT |
|---|---|---|---|---|---|
| Steelers | 1 | 12:15 | Brown 50 yd. pass from Roethlisberger (Boswell kick) (5-85, 2:45) | 0 | 7 |
| Steelers | 1 | 6:50 | Brown 62 yd. pass from Roethlisberger (Boswell kick) (6-90, 3:10) | 0 | 14 |
| Dolphins | 1 | 3:06 | Franks 38 yd. field goal (7-39, 3:44) | 3 | 14 |
| Steelers | 2 | 12:39 | Bell 1 yd. run (kick failed) (10-83, 5:27) | 3 | 20 |
| Dolphins | 2 | 4:52 | Franks 47 yd. field goal (12-39, 7:47) | 6 | 20 |
| Steelers | 3 | 6:32 | Boswell 34 yd. filed goal (8-43, 4:16) | 6 | 23 |
| Steelers | 3 | 2:05 | Bell 8 yd. run (Boswell kick) (7-25, 4:18) | 6 | 30 |
| Dolphins | 4 | 5:57 | D. Williams 4 yd. pass from Moore (pass failed) (9-70, 4:20) | 12 | 30 |

**ATT.** – 62,726

| TEAM STATS | MIA | PIT |
|---|---|---|
| First Downs | 18 | 19 |
| Rushing | 1 | 9 |
| Passing | 16 | 7 |
| Penalty | 1 | 3 |
| 3rd-Down Efficiency | 6 for 14 | 4 for 9 |
| 4th-Down Efficiency | 2 for 4 | 0 for 0 |
| Total Net Yards | 305 | 367 |
| Total Net Plays | 62 | 54 |
| Average Gain | 4.9 | 6.8 |
| Net Yards Rushing | 52 | 179 |
| Rushes | 21 | 35 |
| Yards per Rush | 2.5 | 5.1 |
| Net Yards Passing | 253 | 188 |
| Completed - Attempted | 29-36 | 13-18 |
| Yards per Pass Play | 6.2 | 9.9 |
| Sacked - Yards Lost | 5-36 | 1-9 |
| Had Intercepted | 1 | 2 |
| Punts - Average | 2-102-51.0 | 2-79-39.5 |
| Return Yardage | 155 | 68 |
| Punts - Return Yards | 1-9 | 1-9 |
| Kickoffs - Return Yards | 4-119 | 4-49 |
| Interceptions - Return Yards | 2-27 | 1-10 |
| Penalties - Yards | 6-64 | 6-60 |
| Fumbles - Lost | 3-2 | 0-0 |
| Red Zone Efficiency | 1 for 2 | 2 for 3 |
| Goal-To-Go Efficiency | 1 for 2 | 1 for 2 |
| Time of Possession | 32:02 | 27:58 |

### INDIVIDUAL STATISTICS

**RUSHING (Att-Yds-TD):**
Miami: Ajayi 16-33, D. Williams 3-14, M. Thomas 1-3, Moore 1-2.
Pittsburgh: Bell 29-167-2, Roethlisberger 4-10, D. Williams 2-2.

**PASSING (A-C-Y-TD-I):**
Miami: Moore 36-29-289-1-1.
Pittsburgh: Roethlisberger 18-13-197-2-2.

**RECEIVING (Rec-Yds-TD):**
Miami: Landry 11-102, Stills 5-82, Sims 5-34, Parker 4-55, Ajayi 3-12, D. Williams 1-4-1.
Pittsburgh: Brown 5-124-2, Ayers 2-21, Bell 2-7, Rogers 1-19, Heyward-Bey 1-10, Hamilton 1-10, James 1-6.

**SACKS:**
Miami: N. Suh 1-9.
Pittsburgh: L. Timmons 2-21, J. Harrison 1.5-8, M. Mitchell 1-4, B. Dupree 0.5-3.

**INTERCEPTIONS (Int-Yds-TD):**
Miami: M. Thomas 1-16, Howard 1-11.
Pittsburgh: R. Shazier 1-10.

# DOLPHINS INDIVIDUAL PLAYOFF RECORDS

*The following individual records relate solely to service with the Miami Dolphins. They include National Football League playoff and Super Bowl statistics only. Super Bowl games are marked with a "**."*

## SERVICE

### MOST GAMES PLAYED

| | |
|---|---|
| 19 | Bob Kuechenberg (1970-84) |
| 18 | Dan Marino (1983-99) |
| 13 | by six players |

### MOST STARTS

| | |
|---|---|
| 19 | Bob Kuechenberg (1970-84) |
| 18 | Dan Marino (1983-99) |
| 13 | Kim Bokamper (1977-85) |
| 13 | Richmond Webb (1990-00) |

## SCORING

### MOST POINTS

**CAREER**

| | |
|---|---|
| 64 | Garo Yepremian (12 games), 28 XPs |
| 60 | Larry Csonka (12 games), 10 TDs |

**GAME**

| | |
|---|---|
| 18 | Larry Csonka (12/30/73 vs. Oakland) |

### MOST TOUCHDOWNS

**CAREER**

| | |
|---|---|
| 10 | Larry Csonka (12 games), 9 run, 1 pass |
| 6 | Jim Kiick (11 games), 6 run |

**GAME**

| | |
|---|---|
| 3 | Larry Csonka (12/30/73 vs. Oakland), 3 run |

### MOST FIELD GOALS

**CAREER**

| | |
|---|---|
| 12 | Garo Yepremian (12 games), 20 attempts |
| 9 | Uwe von Schamann (ten games), 15 attempts |
| 9 | Olindo Mare (eight games), 11 attempts |

**GAME**

| | |
|---|---|
| **3 | Uwe von Schamann (1/20/85 vs. San Francisco), 3 attempts |
| 3 | Olindo Mare (1/2/99 vs. Buffalo), 4 attempts |

### LONGEST FIELD GOALS

| | |
|---|---|
| 58 | Pete Stoyanovich (1/5/91 vs. Kansas City) |
| 51 | Fuad Reveiz (1/4/86 vs. Cleveland) |
| 51 | Pete Stoyanovich (1/17/93 vs. Buffalo) |

### MOST POINTS AFTER TOUCHDOWNS

**CAREER**

| | |
|---|---|
| 32 | Uwe von Schamann (ten games), 33 attempts |
| 28 | Garo Yepremian (12 games), 29 attempts |

**GAME**

| | |
|---|---|
| 6 | Uwe von Schamann (1/6/85 vs. Pittsburgh), 6 attempts |
| 5 | Uwe von Schamann (1/2/82 vs. San Diego), 5 attempts |

### MOST 2-POINT CONVERSIONS

**CAREER**

| | |
|---|---|
| 1 | O.J. McDuffie (six games) |
| 1 | Stanley Pritchett (three games) |

**GAME**

| | |
|---|---|
| 1 | O.J. McDuffie (12/30/95 at Buffalo) |
| 1 | Stanley Pritchett (1/2/99 vs. Buffalo) |

## RUSHING

### MOST RUSHING YARDS

**CAREER**

| | |
|---|---|
| 891 | Larry Csonka (12 games), 225 attempts |
| 454 | Tony Nathan (12 games), 118 attempts |

**GAME**

| | |
|---|---|
| 209 | Lamar Smith (12/30/00 vs. Indianapolis) |
| **145 | Larry Csonka (1/13/74 vs. Minnesota) |

### MOST RUSHING ATTEMPTS

**CAREER**

| | |
|---|---|
| 225 | Larry Csonka (12 games) |
| 118 | Tony Nathan (12 games) |

**GAME**

| | |
|---|---|
| 40 | Lamar Smith (12/30/00 vs. Indianapolis) |
| **33 | Larry Csonka (1/13/74 vs. Minnesota) |

### MOST RUSHING TOUCHDOWNS

**CAREER**

| | |
|---|---|
| 9 | Larry Csonka (12 games) |
| 6 | Jim Kiick (11 games) |

**GAME**

| | |
|---|---|
| 3 | Larry Csonka (12/30/73 vs. Oakland) |
| 2 | Four times, last: Lamar Smith (12/30/00 |

### MOST 100-YARD RUSHING GAMES

| | |
|---|---|
| 4 | Larry Csonka (12 games) |
| 1 | Mercury Morris (ten games) |
| 1 | Andra Franklin (six games) |
| 1 | Lamar Smith (three games) |

### LONGEST RUNS FROM SCRIMMAGE

| | |
|---|---|
| **49 | Larry Csonka (1/14/73 vs. Washington) |
| 37 | Larry Seiple (12/31/72 at Pittsburgh) |

## PASSING

### MOST PASSING YARDS

**CAREER**

| | |
|---|---|
| 4,510 | Dan Marino (18 games) |
| 1,467 | Bob Griese (12 games) |

**GAME**

| | |
|---|---|
| 422 | Dan Marino (12/30/95 at Buffalo), 33 of 64 |
| 421 | Dan Marino (1/6/85 vs. Pittsburgh), 21 of 32 |

### MOST PASS ATTEMPTS

**CAREER**

| | |
|---|---|
| 687 | Dan Marino (18 games) |
| 208 | Bob Griese (12 games) |

**GAME**

| | |
|---|---|
| 64 | Dan Marino (12/30/95 at Buffalo), 33 completions |
| **50 | Dan Marino (1/20/85 vs. San Francisco), 29 completions |

### MOST PASS COMPLETIONS

**CAREER**

| | |
|---|---|
| 385 | Dan Marino (18 games) |
| 112 | Bob Griese (12 games) |

**GAME**

| | |
|---|---|
| 33 | Dan Marino (12/30/95 at Buffalo), 64 attempts |
| 29 | Don Strock (1/2/82 vs. San Diego), 43 attempts |
| **29 | Dan Marino (1/20/85 vs. San Francisco), 50 attempts |
| 29 | Matt Moore (1/8/17 at Pittsburgh), 36 attempts |

### MOST CONSECUTIVE PASS COMPLETIONS

| | |
|---|---|
| 14 | Matt Moore (1/8/17 at Pittsburgh) |
| 13 | Don Strock (1/2/82 vs. San Diego) |

### MOST TOUCHDOWN PASSES

**CAREER**

| | |
|---|---|
| 32 | Dan Marino (18 games) |
| 10 | Bob Griese (12 games) |

**GAME**

| | |
|---|---|
| 4 | Don Strock (1/2/82 vs. San Diego) |
| 4 | Dan Marino (1/6/85 vs. Pittsburgh) |

### MOST PASSES HAD INTERCEPTED

**CAREER**

| | |
|---|---|
| 24 | Dan Marino (18 games) |
| 12 | Bob Griese (12 games) |

**GAME**

| | |
|---|---|
| 4 | Chad Pennington (1/4/09 vs. Baltimore), 38 attempts |
| 3 | David Woodley (1/23/83 vs. N.Y. Jets), 21 attempts |
| 3 | Dan Marino (12/30/95 at Buffalo), 64 attempts |
| 3 | Jay Fiedler (12/30/00 vs. Indianapolis), 34 attempts |
| 3 | Jay Fiedler (1/6/01 at Oakland), 37 attempts |

### HIGHEST COMPLETION PERCENTAGE

**CAREER (min. 50 completions)**

| | |
|---|---|
| 56.0 | Dan Marino (18 games), 385 of 687 attempts |
| 53.8 | Bob Griese (12 games), 112 of 208 attempts |

**GAME (min. 12 completions)**

| | |
|---|---|
| 84.2 | David Woodley (1/8/83 vs. New England), 16 of 19 attempts |
| 80.6 | Matt Moore (1/8/17 at Pittsburgh), 29 of 36 attempts |

### MOST 300-YARD PASSING GAMES

**CAREER**

| | |
|---|---|
| 4 | Dan Marino (18 games) |
| 1 | Don Strock (13 games) |

### LONGEST PASS PLAYS

| | |
|---|---|
| **76t | David Woodley to Jimmy Cefalo (1/30/83 vs. Washington) |
| 75t | Bob Griese to Paul Warfield (1/2/72 vs. Baltimore) |

## RECEIVING

### MOST RECEPTIONS

**CAREER**

| | |
|---|---|
| 65 | Tony Nathan (12 games) |
| 50 | O.J. McDuffie (10 games) |

**GAME**

| | |
|---|---|
| 11 | O.J. McDuffie (12/30/95 at Buffalo), 154 yards |
| 11 | Jarvis Landry (1/8/17 at Pittsburgh), 102 yards |

### MOST RECEIVING YARDS

**CAREER**

| | |
|---|---|
| 717 | Paul Warfield (11 games), 21.1 per catch |
| 649 | Tony Nathan (12 games), 10.0 per catch |

**GAME**

| | |
|---|---|
| 154 | O.J. McDuffie (12/30/95 at Buffalo), 11 receptions |
| 148 | Mark Duper (1/6/85 vs. Pittsburgh), 5 receptions |

### MOST RECEIVING TOUCHDOWNS

**CAREER**

| | |
|---|---|
| 5 | Mark Duper (ten games), 32 receptions |
| 4 | Paul Warfield (11 games), 34 receptions |
| 4 | Bruce Hardy (13 games), 26 receptions |
| 4 | Keith Jackson (four games), 19 receptions |

**GAME**

| | |
|---|---|
| 2 | Joe Rose (1/2/82 vs. San Diego) |
| 2 | Bruce Hardy (1/8/83 vs. New England) |
| 2 | Mark Duper (1/6/85 vs. Pittsburgh) |
| 2 | Keith Jackson (1/10/93 vs. San Diego) |
| 2 | Keith Jackson (1/8/95 at San Diego) |

### MOST 100-YARD RECEIVING GAMES

| | |
|---|---|
| 3 | Mark Duper (10 games) |
| 3 | Tony Nathan (11 games) |

## PUNTING

### MOST PUNTS

**CAREER**

| | |
|---|---|
| 50 | Larry Seiple (11 games), 2,000 yards |
| 40 | Reggie Roby (ten games), 1,622 yards |

**GAME**

| | |
|---|---|
| 10 | Tom Orosz (1/23/83 vs. N.Y. Jets), 333 |
| 8 | Three times, last: Tom Hutton (1/15/00 |

### HIGHEST PUNTING AVERAGE

**CAREER (min. 25 punts)**

| | |
|---|---|
| 40.6 | Reggie Roby (ten games), 40 punts |
| 40.0 | Larry Seiple (11 games), 50 punts |

**GAME (min. 4 punts)**

| | |
|---|---|
| 48.6 | George Roberts (12/24/78 vs. Houston), 5-243 |
| 47.4 | Matt Turk (1/13/02 vs. Baltimore), 5-237 |

### LONGEST PUNTS

| | |
|---|---|
| 64 | Reggie Roby (1/5/91 vs. Kansas City), net 53 |
| 62 | Reggie Roby (1/4/86 vs. Cleveland), net 62 |

## PUNT RETURNS

### MOST PUNT RETURNS

**CAREER**

| | |
|---|---|
| 16 | Tom Vigorito (seven games) |
| 14 | Jake Scott (11 games) |

**GAME**

| | |
|---|---|
| 6 | Nate Jacquet (1/9/00 at Seattle), 10.5 avg. |
| 5 | Scott Miller (1/10/93 vs. San Diego), 9.0 avg. |

### MOST PUNT RETURN YARDS

**CAREER**

| | |
|---|---|
| 129 | Tom Vigorito (seven games) |
| 113 | O.J. McDuffie (10 games) |
| 110 | Nate Jacquet (four games) |

**GAME**

| | |
|---|---|
| 66 | Jeff Ogden (1/6/01 at Oakland), 3 returns |
| 63 | Nate Jacquet (1/9/00 at Seattle), 6 returns |

### LONGEST PUNTS

| | |
|---|---|
| 45 | Jeff Ogden (1/6/01 at Oakland) |
| 29 | Nate Jacquet (1/15/00 at Jacksonville) |

### HIGHEST PUNT RETURN AVERAGE

**CAREER (min. 10 returns)**

| | |
|---|---|
| 8.1 | Tom Vigorito (seven games), 16 returns |
| 6.8 | Jake Scott (10 games), 14 returns |

**GAME (min. 3 returns)**

| | |
|---|---|
| 22.0 | Jeff Ogden (1/6/01 at Oakland), 3-66 |
| 10.5 | Nate Jacquet (1/9/00 at Seattle), 6-63 |

### MOST FAIR CATCHES

**CAREER**

| | |
|---|---|
| 11 | Jake Scott (seven games) of 25 punts |
| 7 | O.J. McDuffie (10 games) of 16 punts |

**GAME**

| | |
|---|---|
| 4 | Jake Scott (12/23/73 vs. Cincinnati) of five punts |

## KICKOFF RETURNS

### MOST KICKOFF RETURNS

**CAREER**

| | |
|---|---|
| 23 | Fulton Walker (nine games) |
| 13 | Mercury Morris (10 games) |

**GAME**

| | |
|---|---|
| 8 | Marc Logan (1/12/91 at Buffalo), 17.3 average |
| 6 | Fulton Walker (12/31/83 vs. Seattle), 17.3 average |
| 6 | Lorenzo Hampton (1/12/86 vs. New England), 15.2 average |

### MOST KICKOFF RETURN YARDS

**CAREER**

| | |
|---|---|
| 618 | Fulton Walker (nine games) |
| 293 | Brock Marion (seven games) |

**GAME**

| | |
|---|---|
| **190 | Fulton Walker (1/30/83 vs. Washington) |
| 138 | Marc Logan (1/12/91 at Buffalo), long 44 |

### LONGEST KICKOFF RETURNS

| | |
|---|---|
| **98t | Fulton Walker (1/30/83 vs. Washington) |
| 89t | Nat Moore (12/21/74 at Oakland) |

### HIGHEST KICKOFF RETURN AVERAGE

**CAREER (min. 10 returns)**

| | |
|---|---|
| 24.9 | O.J. McDuffie (ten games), 10 returns |
| 24.4 | Brock Marion (seven games), 12 returns |

**GAME (min. 3 returns)**

| | |
|---|---|
| **47.5 | Fulton Walker (1/30/83 vs. Washington) |
| 24.2 | John Avery (1/9/99 at Denver), 5-121 |

## INTERCEPTIONS

### MOST INTERCEPTIONS

**CAREER**

| | |
|---|---|
| 5 | Dick Anderson (11 games) |
| 4 | by five players |

**GAME**

| | |
|---|---|
| 3 | A.J. Duhe (1/23/83 vs. N.Y. Jets), 36 yards |
| 2 | Five times, last 1992 |

### LONGEST INTERCEPTION RETURNS

| | |
|---|---|
| 62t | Dick Anderson (1/2/72 vs. Baltimore), John Unitas |
| **55t | Jake Scott (1/14/73 vs. Washington), Bill Kilmer |

## SACKS

### MOST SACKS

**CAREER**

| | |
|---|---|
| 8 | Kim Bokamper (13 games) |
| 6 | Trace Armstrong (eight games) |

**GAME**

| | |
|---|---|
| 3 | Trace Armstrong (1/9/00 at Seattle) |
| 2 | Bob Heinz (1/2/72 vs. Baltimore) |
| 2 | Bob Matheson (12/23/73 vs. Cincinnati) |
| 2 | Kim Bokamper (12/24/78 vs. Houston) |
| 2 | Kim Bokamper (1/2/82 vs. San Diego) |
| 2 | A.J. Duhe (1/16/83 vs. San Diego) |
| 2 | Kim Bokamper (1/23/83 vs. N.Y. Jets) |
| 2 | Marco Coleman (1/8/95 at San Diego) |

## FUMBLES

### MOST FUMBLES

**CAREER**

| | |
|---|---|
| 8 | Dan Marino (18 games) |
| 5 | Andra Franklin (six games) |

**GAME**

| | |
|---|---|
| 3 | Andra Franklin (1/8/83 vs. New England) |
| 2 | Eight times, last Matt Moore (1/8/17 at Pittsburgh) |

### MOST OWN FUMBLE RECOVERIES

**CAREER**

| | |
|---|---|
| 3 | Dan Marino (18 games) |
| 2 | Bob Griese (12 games) |

**GAME**

| | |
|---|---|
| 2 | Bob Griese (12/27/70 at Oakland) |

### MOST OPPONENT FUMBLE RECOVERIES

**CAREER**

| | |
|---|---|
| 2 | Doug Betters (13 games) |
| 2 | Larry Gordon (seven games) |
| 2 | Jake Scott (11 games) |

**GAME**

| | |
|---|---|
| 2 | Larry Gordon (12/31/72 at Pittsburgh) |

# DOLPHINS TEAM PLAYOFF RECORDS

*The following team records include National Football League playoff and Super Bowl statistics only. Super Bowl games are marked with a "**."*

## SCORING

### MOST POINTS SCORED

| | |
|---|---|
| 45 | 1/6/85 vs. Pittsburgh |
| 38 | 1/2/82 vs. San Diego |

### FEWEST POINTS SCORED

| | |
|---|---|
| 0 | 1/6/01 at Oakland |
| 3 | 1/16/72 vs. Dallas |
| **3 | 12/28/97 at New England |
| 3 | 1/9/99 at Denver |
| 3 | 1/13/02 vs. Baltimore |

### MOST POINTS ALLOWED

| | |
|---|---|
| 62 | 1/15/00 at Jacksonville |
| 44 | 1/12/91 at Buffalo |

### FEWEST POINTS ALLOWED

| | |
|---|---|
| 0 | 1/2/72 vs. Baltimore |
| 0 | 1/23/83 vs. N.Y. Jets |
| 0 | 1/10/93 vs. San Diego |

### MOST POINTS, BOTH TEAMS

| | |
|---|---|
| 79 | San Diego 41, at Miami 38, OT (1/2/82) |
| 78 | at Buffalo 44, Miami 34 (1/12/91) |

### FEWEST POINTS, BOTH TEAMS

| | |
|---|---|
| 14 | at Miami 14, N.Y. Jets 0 (1/23/83) |
| 20 | at New England 17, Miami 3 (12/28/97) |

### MOST DECISIVE WIN

| | |
|---|---|
| 31 | 31-0 vs. San Diego (1/10/93) |
| 21 | 21-0 vs. Baltimore (1/2/72) |
| 21 | 34-13 vs. San Diego (1/16/83) |
| 21 | 31-10 vs. Seattle (12/29/84) |

### MOST DECISIVE LOSS

| | |
|---|---|
| 55 | 62-7 at Jacksonville (1/15/00) |
| 35 | 38-3 at Denver (1/9/99) |

### MOST TOUCHDOWNS SCORED BY

**RUSHING**

| | |
|---|---|
| 3 | 12/30/73 vs. Oakland |
| **3 | 1/13/74 vs. Minnesota |

**PASSING**

| | |
|---|---|
| 4 | 1/2/82 vs. San Diego |
| 4 | 1/6/85 vs. Pittsburgh |

**INTERCEPTION**

| | |
|---|---|
| 1 | 1/2/72 vs. Baltimore |
| 1 | 1/23/83 vs . N. Y. Jets |

### PUNT RETURN

None

### KICKOFF RETURN

| | |
|---|---|
| 1 | 12/21/74 at Oakland |
| **1 | 1/30/83 vs. Washington |

### FUMBLE RETURN

None

### BLOCKED PUNT

| | |
|---|---|
| 1 | 12/24/72 vs. Cleveland |

### MOST TOUCHDOWNS ALLOWED BY

#### RUSHING

| | |
|---|---|
| 3 | 12/30/79 at Pittsburgh |
| 3 | 12/30/95 at Buffalo |
| 3 | 1/9/99 at Denver |
| 3 | 1/15/00 at Jacksonville |

#### PASSING

| | |
|---|---|
| 4 | 12/21/74 at Oakland |
| 4 | 1/15/00 at Jacksonville |
| 3 | Five times, last 1990 |

#### INTERCEPTION

| | |
|---|---|
| 1 | 12/27/70 at Oakland |
| 1 | 12/23/73 vs. Cincinnati |
| 1 | 12/28/97 at New England |
| 1 | 1/6/01 at Oakland |
| 1 | 1/4/09 vs. Baltimore |

#### PUNT RETURN

| | |
|---|---|
| 1 | 1/2/82 vs. San Diego |

#### KICKOFF RETURN

| | |
|---|---|
| 1 | 1/9/00 at Seattle |

#### FUMBLE RETURN

| | |
|---|---|
| 1 | 12/31/72 at Pittsburgh |
| **1 | 1/14/73 vs. Washington |
| 1 | 1/9/99 at Denver |
| 1 | 1/15/00 at Indianapolis |

#### BLOCKED PUNT

None

### MOST POINTS IN A QUARTER, DOLPHINS

| | | |
|---|---|---|
| 1st – | 14 | 12/23/73 vs. Cincinnati |
| | **14 | 1/13/74 vs. Minnesota |
| 2nd – | 21 | 1/10/93 vs. San Diego |
| | 20 | 1/16/83 vs. San Diego |
| 3rd – | 14 | 1/2/82 vs. San Diego |
| | 14 | 12/29/84 vs. Seattle |
| | 14 | 1/6/85 vs. Pittsburgh |
| | 14 | 1/4/86 vs. Cleveland |
| 4th – | 22 | 12/30/95 at Buffalo |
| | 14 | 1/5/91 vs. Kansas City |
| | 14 | 1/12/91 at Buffalo |

### MOST POINTS IN A QUARTER, OPPONENT

| | | |
|---|---|---|
| 1st – | 24 | 1/2/82 vs. San Diego |
| | 24 | 1/15/00 at Jacksonville |
| | 20 | 12/30/79 at Pittsburgh |
| 2nd – | **21 | 1/20/85 vs. San Francisco |
| | 17 | 1/15/00 at Jacksonville |

## FIRST DOWNS

### MOST FIRST DOWNS

| | |
|---|---|
| 29 | 1/16/83 vs. San Diego |
| 28 | 1/6/85 vs. Pittsburgh |

### FEWEST FIRST DOWNS

| | |
|---|---|
| **9 | 1/30/83 vs. Washington |
| 9 | 1/13/02 vs. Baltimore |
| **10 | 1/16/72 vs. Dallas |
| 10 | 12/28/97 at New England |
| 10 | 1/15/00 at Jacksonville |
| 10 | 1/6/01 at Oakland |

### MOST FIRST DOWNS ALLOWED

| | |
|---|---|
| 34 | 1/2/82 vs. San Diego |
| **31 | 1/20/85 vs. San Francisco |

### FEWEST FIRST DOWNS ALLOWED

| | |
|---|---|
| 8 | 12/29/84 vs. Seattle |
| 10 | 1/23/83 vs. N.Y. Jets |
| 10 | 1/10/93 vs. San Diego |

### MOST FIRST DOWNS BY

#### RUSHING

| | |
|---|---|
| 18 | 12/23/73 vs. Cincinnati |
| 18 | 12/30/73 vs. Oakland |

#### PASSING

| | |
|---|---|
| 21 | 1/2/82 vs. San Diego |
| 20 | 12/30/95 at Buffalo |

#### PENALTY

| | |
|---|---|
| 5 | 1/2/99 vs. Buffalo |

### FEWEST FIRST DOWNS BY

#### RUSHING

| | |
|---|---|
| 0 | 1/15/00 at Jacksonville |
| 0 | 1/6/01 at Oakland |
| 1 | 1/9/99 at Denver |
| 1 | 1/13/02 vs. Baltimore |
| 1 | 1/8/17 at Pittsburgh |

#### PASSING

| | |
|---|---|
| 2 | 12/30/73 vs. Oakland |
| **2 | 1/30/83 vs. Washington |

### MOST FIRST DOWNS ALLOWED BY

#### RUSHING

| | |
|---|---|
| 18 | 12/30/95 at Buffalo |
| **16 | 1/20/85 vs. San Francisco |

#### PASSING

| | |
|---|---|
| 21 | 1/2/82 vs. San Diego |
| 17 | 12/31/94 vs. Kansas City |

#### PENALTY

| | |
|---|---|
| 3 | Five times, last at Pittsburgh, 1/8/17 |

### FEWEST FIRST DOWNS ALLOWED BY

#### RUSHING

| | |
|---|---|
| 0 | 1/9/00 at Seattle |
| 2 | 1/23/83 vs. N.Y. Jets |
| 2 | 12/29/84 vs. Seattle |

#### PASSING

| | |
|---|---|
| 5 | 1/4/86 vs. Cleveland |
| 6 | Six times, last 1985 |

## NET YARDS

### MOST NET YARDS GAINED

| | |
|---|---|
| 569 | 1/6/85 vs. Pittsburgh |
| 502 | 12/30/95 at Buffalo |

### FEWEST NET YARDS GAINED

| | |
|---|---|
| 133 | 1/15/00 at Jacksonville |
| 151 | 1/13/02 vs. Baltimore |

### MOST NET YARDS ALLOWED

| | |
|---|---|
| 564 | 1/2/82 vs. San Diego |
| **537 | 1/20/85 vs. San Francisco |

### FEWEST NET YARDS ALLOWED

| | |
|---|---|
| 139 | 1/23/83 vs. N.Y. Jets |
| 171 | 1/9/00 at Seattle |

## RUSHING

### MOST RUSHING YARDS

| | |
|---|---|
| 266 | 12/30/73 vs. Oakland, 53 att. |
| 258 | 12/30/00 vs. Indianapolis, 48 att. |

### FEWEST RUSHING YARDS

| | |
|---|---|
| 14 | 1/9/99 at Denver |
| 23 | 1/15/00 at Jacksonville |

### MOST RUSHING YARDS ALLOWED

| | |
|---|---|
| 341 | 12/30/95 at Buffalo, 52 att. |
| **276 | 1/30/83 vs. Washington, 52 att. |

### FEWEST RUSHING YARDS ALLOWED

| | |
|---|---|
| 41 | 1/9/00 at Seattle, 20 att. |
| 51 | 12/29/84 vs. Seattle, 18 att. |

### MOST RUSHING ATTEMPTS

| | |
|---|---|
| 56 | 1/16/83 vs. San Diego, 214 yards |
| 53 | Two times, last: 1974 |

### FEWEST RUSHING ATTEMPTS

| | |
|---|---|
| 8 | 1/8/95 at San Diego |
| **9 | 1/20/85 vs. San Francisco, 25 yards |
| 11 | 1/13/93 vs. Buffalo, 33 yards |

### MOST RUSHING ATTEMPTS, OPPONENTS

| | |
|---|---|
| 59 | 1/12/86 vs. New England, 255 yards |
| **52 | 1/30/83 vs. Washington, 276 yards |
| 52 | 12/30/95 at Buffalo, 341 yards |

### FEWEST RUSHING ATTEMPTS, OPPONENTS

| | |
|---|---|
| 16 | 1/10/93 vs. San Diego, 70 yards |
| 17 | 1/16/83 vs. San Diego, 79 yards |

## PASSING

### MOST NET YARDS PASSING

| | |
|---|---|
| 435 | 1/6/85 vs. Pittsburgh |
| 432 | 12/30/95 at Buffalo |

### FEWEST NET YARDS PASSING

| | |
|---|---|
| 26 | 12/30/73 vs. Oakland |
| 60 | 1/23/83 vs. N.Y. Jets |

### MOST NET YARDS PASSING ALLOWED

| | |
|---|---|
| 415 | 1/2/82 vs. San Diego |
| 339 | 1/12/91 at Buffalo |
| 339 | 1/2/99 vs. Buffalo |

### FEWEST NET YARDS PASSING ALLOWED

| | |
|---|---|
| 62 | 1/4/86 vs. Cleveland |
| 71 | 1/12/86 vs. New England |

### MOST PASS ATTEMPTS

| | |
|---|---|
| 66 | 12/30/95 at Buffalo |
| **50 | 1/20/85 vs. San Francisco |

### FEWEST PASS ATTEMPTS

| | |
|---|---|
| 6 | 12/30/73 vs. Oakland |
| ** 7 | 1/13/74 vs. Minnesota |

### MOST PASS ATTEMPTS, OPPONENT

| | |
|---|---|
| 54 | 1/2/82 vs. San Diego |
| 45 | 1/10/93 vs. San Diego |

### FEWEST PASS ATTEMPTS, OPPONENT

| | |
|---|---|
| 12 | 1/2/86 vs. New England |
| 16 | 12/27/70 at Oakland |

### MOST PASS COMPLETIONS

| | |
|---|---|
| 34 | 12/30/95 at Buffalo |
| 31 | 1/2/82 vs. San Diego |

### FEWEST PASS COMPLETIONS

| | |
|---|---|
| 3 | 12/30/73 vs. Oakland |
| 4 | Two times, last: 1983 |

### FEWEST PASS ATTEMPTS

| | |
|---|---|
| 6 | 12/30/73 vs. Oakland |
| ** 7 | 1/13/74 vs. Minnesota |

### MOST PASS COMPLETIONS, OPPONENT

| | |
|---|---|
| 33 | 1/2/82 vs. San Diego |
| 28 | 1/8/95 at San Diego |
| 26 | 12/31/94 vs. Kansas City |

### FEWEST PASS COMPLETIONS, OPPONENT

| | |
|---|---|
| 8 | 1/27/70 at Oakland |
| 9 | 1/24/72 vs. Cleveland |
| 9 | 1/4/09 vs. Baltimore |

## INTERCEPTIONS

### MOST INTERCEPTIONS

| | |
|---|---|
| 5 | 12/24/72 vs. Cleveland |
| 5 | 1/16/83 vs. San Diego |
| 5 | 1/23/83 vs. N.Y. Jets |

### MOST INTERCEPTIONS, OPPONENT

| | |
|---|---|
| 4 | 1/4/09 vs. Baltimore |
| 3 | 12/24/78 vs. Houston |
| 3 | 1/23/83 vs. N.Y. Jets |
| 3 | 12/30/95 at Buffalo |
| 3 | 12/30/00 vs. Indianapolis |
| 3 | 1/6/01 at Oakland |

## PUNTING

### MOST PUNTS

| | |
|---|---|
| 10 | 1/23/83 vs. N.Y. Jets |
| 9 | 1/15/00 at Jacksonville |

### MOST PUNT YARDS

| | |
|---|---|
| 356 | 1/15/00 at Jacksonville |
| 333 | 1/23/83 vs. N.Y. Jets |

### FEWEST PUNTS

| | |
|---|---|
| 1 | 12/30/73 vs. Oakland |
| 1 | 1/8/83 vs. New England |
| 1 | 1/2/99 vs. Buffalo |

### MOST PUNTS, OPPONENT

| | |
|---|---|
| 10 | 1/23/83 vs. N.Y. Jets |
| 7 | Six times, last: 1/9/00 at Seattle |

### MOST PUNT YARDS, OPPONENT

| | |
|---|---|
| 357 | 1/23/83 vs. N.Y. Jets |
| 335 | 1/9/00 at Seattle |

### FEWEST PUNTS, OPPONENT

| | |
|---|---|
| 1 | 1/12/91 at Buffalo |
| 2 | Eight times, last: at Pittsburgh, 1/8/17 |

### MOST PUNTS, BOTH TEAMS

| | |
|---|---|
| 20 | 1/23/83 vs. N.Y. Jets |
| 15 | 1/10/93 vs. San Diego |
| 15 | 1/9/00 at Seattle |

### FEWEST PUNTS, BOTH TEAMS

| | |
|---|---|
| 3 | 12/30/73 vs. Oakland |
| 3 | 1/12/91 at Buffalo |
| 3 | 1/2/99 vs. Buffalo |

### HIGHEST PUNTING AVERAGE

| | |
|---|---|
| x-48.6 | 12/24/72 vs. Houston |

### HIGHEST PUNTING AVERAGE, OPPONENT

| | |
|---|---|
| x-51.3 | 12/31/72 at Pittsburgh |

*x – minimum 4 punts*

## SACKS

### MOST SACKS

| | |
|---|---|
| 6-32 | 1/9/00 at Seattle |
| 4-29 | 1/8/83 vs. New England |
| 4-26 | 1/23/83 vs. N.Y. Jets |

### MOST SACKS, OPPONENT

| | |
|---|---|
| 5-31 | 1/15/00 at Jacksonville |
| 5-36 | 1/8/17 at Pittsburgh |

## FUMBLES

### MOST FUMBLES

| | |
|---|---|
| 6 | 1/15/00 at Jacksonville |
| 5 | 1/12/86 vs. New England |

### MOST FUMBLES LOST

| | |
|---|---|
| 6-5 | 1/15/00 at Jacksonville |
| 5-4 | 1/12/86 vs. New England |

### MOST FUMBLES, OPPONENT

| | |
|---|---|
| 4 | 12/27/70 vs. Oakland |
| 4 | 1/2/99 vs. Buffalo |
| 3 | Eight times, last: 1994 |

### MOST FUMBLES LOST, OPPONENT

| | |
|---|---|
| 4-4 | 1/2/99 vs. Buffalo |
| 3-3 | 12/30/79 at Pittsburgh |
| 3-3 | 1/2/82 vs. San Diego |
| 3-3 | 1/8/83 vs. New England |

# OPPONENTS PLAYOFF RECORDS

*The following individual records relate solely to play against the Miami Dolphins. They include National Football League playoff and Super Bowl statistics only. Super Bowl games are marked with a "**."*

## RUSHING

### MOST RUSHING YARDS

**CAREER**

| | |
|---|---|
| 404 | Thurman Thomas, Buffalo (four games) |
| 199 | Terrell Davis, Denver (one game) |

**GAME**

| | |
|---|---|
| 199 | Terrell Davis, Denver (1/9/99 at Denver), 21 attempts |
| 167 | Le'Veon Bell, Pittsburgh (1/8/17 at Pittsburgh), 29 attempts |

### MOST RUSHING ATTEMPTS

**CAREER**

| | |
|---|---|
| 84 | Thurman Thomas, Buffalo (four games) |
| 42 | Marv Hubbard, Oakland (three games) |

**GAME**

| | |
|---|---|
| **38 | John Riggins, Washington (1/30/83 at Pasadena), 166 yards |
| 32 | Thurman Thomas, Buffalo (1/12/91 at Buffalo), 117 yards |

### MOST RUSHING TOUCHDOWNS

**CAREER**

| | |
|---|---|
| 4 | Thurman Thomas, Buffalo (four games) |
| 2 | Earnest Byner, Cleveland (one game) |
| 2 | Chuck Muncie, San Diego (two games) |
| 2 | Curt Warner, Seattle (one game) |
| 2 | Terrell Davis, Denver (one game) |
| 2 | Le'Veon Bell, Pittsburgh (one game) |

**GAME**

| | |
|---|---|
| 2 | Earnest Byner, Cleveland (1/4/86 at Miami) |
| 2 | Thurman Thomas, Buffalo (1/12/91 at Buffalo) |
| 2 | Curt Warner, Seattle (12/31/83 at Miami) |
| 2 | Terrell Davis, Denver (1/9/99 at Denver) |
| 2 | Le'Veon Bell, Pittsburgh (1/8/17 at Pittsburgh) |

### LONGEST RUNS FROM SCRIMMAGE

| | |
|---|---|
| 90t | Fred Taylor, Jacksonville (1/15/00 at Jacksonville) |
| 66t | Earnest Byner, Cleveland (1/4/86 at Miami) |

## PASSING

### MOST YARDS PASSING

**CAREER**

| | |
|---|---|
| 711 | Jim Kelly, Buffalo (three games) |
| 645 | Joe Montana, S.F., K.C. (two games) |

**GAME**

| | |
|---|---|
| 433 | Dan Fouts, San Diego (1/2/82 at Miami), 33 of 53 |
| 360 | Doug Flutie, Buffalo (1/2/99 at Miami), 21 of 36 |

### MOST PASS ATTEMPTS

**CAREER**

| | |
|---|---|
| 87 | Stan Humphries, San Diego (two games) |
| 87 | Dan Fouts, San Diego (two games) |

**GAME**

| | |
|---|---|
| 53 | Dan Fouts, San Diego (1/2/82 at Miami), 33 comp. |
| 44 | Stan Humphries, San Diego (1/10/93 at Miami), 18 comp. |

### MOST PASS COMPLETIONS

**CAREER**

| | |
|---|---|
| 50 | Joe Montana, S.F., K.C. (two games) |
| 48 | Dan Fouts, San Diego (two games) |
| 48 | Jim Kelly, Buffalo (three games) |

**GAME**

| | |
|---|---|
| 33 | Dan Fouts, San Diego (1/2/82 at Miami), 53 attempts |
| 28 | Stan Humphries, San Diego (1/8/95 at San Diego), 43 attempts |

### MOST TOUCHDOWN PASSES

**CAREER**

| | |
|---|---|
| 5 | Ken Stabler, Oakland (two games) |
| 5 | Joe Montana, S.F., K.C. (two games) |
| 5 | Jim Kelly, Buffalo (three games) |

**GAME**

| | |
|---|---|
| 4 | Ken Stabler, Oakland (12/21/74 at Oakland) |
| 3 | Tony Eason, New England (1/12/86 at Miami) |
| 3 | Dan Fouts, San Diego (1/2/82 at Miami) |
| 3 | Jim Kelly, Buffalo (1/12/91 at Buffalo) |
| 3 | Mark Malone, Pittsburgh (1/6/85 at Miami) |
| **3 | Joe Montana, San Francisco (1/20/85 vs. Miami) |

### MOST PASSES HAD INTERCEPTED

**CAREER**

| | |
|---|---|
| 6 | Dan Fouts, San Diego (two games) |
| 6 | Stan Humphries, San Diego (two games) |

**GAME**

| | |
|---|---|
| 5 | Dan Fouts, San Diego (1/16/83 at Miami), 34 attempts |
| 5 | Mike Phipps, Cleveland (12/24/72 at Miami), 23 attempts |
| 5 | Richard Todd, N.Y. Jets (1/23/83 at Miami), 37 attempts |

### LONGEST PASSES FROM SCRIMMAGE

| | |
|---|---|
| 82t | Daryle Lamonica to Rod Sherman, Oakland (12/27/70 at Oakland) |
| 72t | Ken Stabler to Cliff Branch, Oakland (12/21/74 at Oakland) |

## RECEIVING

### MOST RECEPTIONS

**CAREER**

| | |
|---|---|
| 16 | Ronnie Harmon, San Diego (two games) |
| 14 | Kellen Winslow, San Diego (two games) |

**GAME**

| | |
|---|---|
| 13 | Kellen Winslow, San Diego (1/2/82 at Miami), 166 yards |
| 9 | Lenvil Elliott, Cincinnati (12/23/73 at Miami), 53 yards |
| 9 | Ronnie Harmon, San Diego (1/10/93 at Miami), 73 yards |
| 9 | Eric Moulds, Buffalo (1/2/99 at Miami), 240 yards |

### MOST RECEIVING YARDS

**CAREER**

| | |
|---|---|
| 240 | Eric Moulds, Buffalo (one game) |
| 207 | Andre Reed, Buffalo (four games) |

**GAME**

| | |
|---|---|
| 240 | Eric Moulds, Buffalo (1/2/99 at Miami), 9 receptions |
| 166 | Kellen Winslow, San Diego (1/2/82 at Miami), 13 receptions |

### MOST RECEIVING TOUCHDOWNS

**CAREER**

| | |
|---|---|
| 3 | John Stallworth, Pittsburgh (two games) |
| 2 | James Brooks, San Diego (two games) |
| 2 | Fred Biletnikoff, Oakland (three games) |
| 2 | Roger Craig, San Francisco (one game) |
| 2 | Andre Reed, Buffalo (four games) |
| 2 | Jimmy Smith, Jacksonville (one game) |
| 2 | Antonio Brown, Jacksonville (one game) |

**GAME**

| | |
|---|---|
| 2 | James Brooks, San Diego (1/2/82 at Miami) |
| **2 | Roger Craig, San Francisco (1/20/85 vs. Miami) |
| 2 | Andre Reed, Buffalo (1/21/91 at Buffalo) |
| 2 | John Stallworth, Pittsburgh (1/6/85 at Miami) |
| 2 | Jimmy Smith, Jacksonville (1/15/00 at Jacksonville) |
| 2 | Antonio Brown, Pittsburgh (1/8/17 at Pittsburgh) |

## FIELD GOALS

### MOST FIELD GOALS

**CAREER**

| | |
|---|---|
| 9 | Steve Christie, Buffalo (three games) |
| 4 | Matt Stover, Baltimore (two games) |

**GAME**

| | |
|---|---|
| 5 | Steve Christie, Buffalo (1/17/93 at Miami) of 6 |
| 3 | Five times, last: Mike Vanderjagt, Indianapolis (12/30/00 at Miami) |

### LONGEST FIELD GOALS

| | |
|---|---|
| 50 | Todd Peterson, Seattle (1/9/00 at Seattle) |
| 50 | Mike Vanderjagt, Indianapolis (12/30/00 at Miami) |

## INTERCEPTIONS

### MOST INTERCEPTIONS

**CAREER**

| | |
|---|---|
| 3 | John Harris, Seattle (two games) |

**GAME**

| | |
|---|---|
| 2 | Ken Schroy, N.Y. Jets (1/23/83 at Miami), 1 yd. |
| 2 | John Harris, Seattle (12/29/84 at Miami), 45 yds. |
| 2 | Aaron Beasley, Jacksonville (1/15/00 at Jacksonville), 5 yds. |
| 2 | Chad Cota, Indianapolis (12/30/00 at Miami), 23 yds. |
| 2 | Tory James, Oakland (1/6/01 at Oakland), 98 yds. |

### LONGEST INTERCEPTION RETURNS

| | |
|---|---|
| 90t | Tory James, Oakland (Jay Fiedler), 1/6/01 at Oakland |
| 64t | Ed Reed, Baltimore (Chad Pennington), 1/4/09 at Miami |

## LONGEST PLAYS

### PUNTS

| | |
|---|---|
| 63 | Ray Guy, Oakland (12/30/73 at Miami) |
| 60 | Bob Walden, Pittsburgh (12/31/72 at Pittsburgh) |

### PUNT RETURNS

| | |
|---|---|
| 56t | Wes Chandler, San Diego (1/2/82 at Miami) |
| 38 | Thom Darden, Cleveland (12/24/72 at Miami) |

### KICKOFF RETURNS

| | |
|---|---|
| 85t | Charlie Rogers, Seattle (1/9/00 at Seattle) |
| 59 | Zachary Dixon, Seattle (12/31/83 at Miami) |

### FUMBLE RECOVERIES

| | |
|---|---|
| 79t | Neil Smith, Denver (Oronde Gadsden), 1/9/99 at Denver |
| **49t | Mike Bass, Washington (Garo Yepremian), 1/14/73 at Los Angeles |

# ALL-TIME PLAYOFF LEADERS

(**boldface** *indicates active player*

## RUSHING

| | PLAYER | GAMES | NO. | YDS. | AVG. | LG | TD |
|---|---|---|---|---|---|---|---|
| 1. | Larry Csonka | 12 | 225 | 891 | 4.0 | 49 | 9 |
| 2. | Tony Nathan | 12 | 118 | 454 | 3.8 | 26 | 3 |
| 3. | Mercury Morris | 10 | 95 | 440 | 4.6 | 27 | 1 |
| 4. | Jim Kiick | 11 | 115 | 401 | 3.5 | 27 | 6 |
| 5. | Andra Franklin | 6 | 93 | 335 | 3.6 | 29 | 2 |
| 6. | Lamar Smith | 3 | 54 | 219 | 4.1 | 24 | 2 |
| 7. | Sammie Smith | 2 | 41 | 181 | 4.4 | 17 | 0 |
| 8. | Woody Bennett | 10 | 59 | 179 | 3.0 | 17 | 4 |
| 9. | Bernie Parmalee | 7 | 53 | 150 | 2.8 | 16 | 1 |
| 10. | Karim Abdul-Jabbar | 3 | 35 | 116 | 3.3 | 18 | 1 |
| 11. | J.J. Johnson | 5 | 38 | 107 | 2.8 | 18 | 1 |
| 12. | David Woodley | 5 | 17 | 102 | 6.0 | 12 | 1 |
| 13. | Aaron Craver | 4 | 12 | 98 | 8.2 | 25t | 1 |
| 14. | Bobby Humphrey | 2 | 31 | 93 | 3.0 | 15 | 0 |
| 15. | Bob Griese | 12 | 13 | 84 | 6.5 | 25 | 0 |
| 16. | Benny Malone | 3 | 14 | 83 | 5.9 | 23t | 1 |
| 17. | Jay Fiedler | 3 | 13 | 71 | 5.5 | 11 | 0 |
| 18. | Joe Carter | 4 | 9 | 66 | 7.3 | 19 | 0 |
| 19. | Pete Johnson | 3 | 16 | 61 | 3.8 | 14 | 0 |
| 20. | Ron Davenport | 2 | 9 | 54 | 6.0 | 31t | 2 |
| 21. | David Overstreet | 1 | 9 | 50 | 5.6 | 13 | 0 |
| 22. | Irving Spikes | 3 | 9 | 49 | 5.4 | 23 | 0 |
| 23. | Leroy Harris | 1 | 9 | 43 | 4.8 | 9 | 0 |
| 24. | Delvin Williams | 2 | 21 | 42 | 2.0 | 9 | 0 |
| 25. | Autry Denson | 4 | 16 | 41 | 2.6 | 17 | 0 |
| 26. | Larry Seiple | 11 | 1 | 37 | 37.0 | 37 | 0 |
| 27. | Paul Warfield | 11 | 4 | 34 | 8.5 | 25 | 0 |
| 28. | Jay Ajayi | 1 | 16 | 33 | 2.1 | 8 | 0 |
| 29. | O.J. McDuffie | 10 | 3 | 31 | 10.3 | 19 | 0 |
| 30. | Marc Logan | 2 | 12 | 23 | 1.9 | 7 | 0 |
| 31. | Keith Byars | 1 | 4 | 22 | 5.5 | 10 | 0 |
| 32. | Ronnie Brown | 1 | 12 | 19 | 1.6 | 6 | 0 |
| 33. | John Kidd | 4 | 1 | 18 | 18.0 | 18 | 0 |
| 34. | Don Nottingham | 6 | 2 | 17 | 8.5 | 12 | 0 |
| | Tom Vigorito | 7 | 4 | 17 | 4.3 | 6 | 0 |
| | Ricky Williams | 1 | 4 | 17 | 4.3 | 7 | 0 |
| 37. | Stanley Pritchett | 5 | 8 | 16 | 2.0 | 7 | 0 |
| 38. | Lousaka Polite | 1 | 3 | 15 | 5.0 | 11 | 0 |
| 39. | Damien Williams | 1 | 3 | 14 | 4.7 | 15 | 0 |
| | Travis Minor | 1 | 5 | 14 | 2.8 | 5 | 0 |
| 41. | Gary Davis | 1 | 2 | 12 | 6.0 | 9 | 0 |
| 42. | Tom Orosz | 5 | 1 | 11 | 11.0 | 11 | 0 |
| 43. | Ray Lucas | 1 | 1 | 10 | 10.0 | 10 | 0 |
| 44. | Eddie Hill | 12 | 3 | 8 | 2.7 | 4 | 0 |
| | Terry Kirby | 1 | 2 | 8 | 4.0 | 7 | 1 |
| | Charles Leigh | 9 | 1 | 8 | 8.0 | 8 | 0 |
| 47. | Nat Moore | 13 | 1 | 7 | 7.0 | 7 | 0 |
| 48. | Tony Martin | 8 | 1 | 6 | 6.0 | 6 | 0 |
| 49. | Jerris McPhail | 1 | 1 | 4 | 4.0 | 4 | 0 |
| 50. | John Avery | 2 | 1 | 3 | 3.0 | 3 | 0 |
| | Michael Thomas | 1 | 1 | 3 | 3.0 | 3 | 0 |
| | Earl Morrall | 2 | 4 | 3 | 0.8 | 3 | 0 |
| 53. | Matt Moore | 1 | 1 | 2 | 2.0 | 2 | 0 |
| | Tony Paige | 4 | 1 | 2 | 2.0 | 2 | 0 |
| 55. | Patrick Cobbs | 1 | 1 | 1 | 1.0 | 1 | 0 |
| | Duriel Harris | 7 | 1 | 1 | 1.0 | 1 | 0 |
| | Dan Marino | 18 | 15 | 1 | 0.1 | 5 | 1 |
| 58. | Norm Bulaich | 2 | 2 | 0 | 0.0 | 0 | 0 |
| | Mark Clayton | 10 | 1 | 0 | 0.0 | 0 | 0 |
| | Damon Huard | 4 | 3 | 0 | 0.0 | 2 | 0 |
| | Chad Pennington | 1 | 1 | 0 | 0.0 | 0 | 0 |
| 62. | Scott Mitchell | 2 | 1 | -1 | -1.0 | -1 | 0 |
| 63. | Don Strock | 13 | 1 | -2 | -2.0 | -2 | 0 |
| 64. | James Saxon | 4 | 2 | -3 | -1.5 | 0 | 0 |
| 65. | Jim Jensen | 13 | 2 | -6 | -3.0 | -3 | 0 |
| 66. | Tom Hutton | 2 | 1 | -8 | -8.0 | -8 | 0 |
| 67. | George Roberts | 2 | 1 | -9 | -9.0 | -9 | 0 |

## PASSING

| | PLAYER | GAMES | ATT. | COMP. | YDS. | PCT. | TD | INT | RATE |
|---|---|---|---|---|---|---|---|---|---|
| 1. | Dan Marino | 18 | 687 | 385 | 4510 | 56.0 | 32 | 24 | 77.1 |
| 2. | Bob Griese | 12 | 208 | 112 | 1467 | 53.8 | 10 | 12 | 68.3 |
| 3. | David Woodley | 5 | 81 | 48 | 645 | 59.3 | 0 | 1 | 74.4 |
| 4. | Don Strock | 13 | 62 | 38 | 551 | 61.3 | 4 | 3 | 91.5 |
| 5. | Jay Fiedler | 3 | 99 | 52 | 483 | 52.5 | 1 | 7 | 40.1 |
| 6. | Matt Moore | 1 | 36 | 29 | 289 | 80.6 | 1 | 1 | 97.8 |
| 7. | Chad Pennington | 1 | 38 | 25 | 252 | 65.8 | 1 | 4 | 53.7 |
| 8. | Earl Morrall | 2 | 24 | 13 | 139 | 54.2 | 1 | 1 | 67.9 |
| 9. | Damon Huard | 4 | 16 | 5 | 46 | 31.3 | 0 | 0 | 40.6 |
| 10. | Tony Nathan | 12 | 2 | 2 | 34 | 1.000 | 0 | 0 | 118.8 |
| 11. | Bernie Kosar | 1 | 1 | 1 | 10 | 1.000 | 0 | 0 | 108.3 |
| 12. | Marlin Briscoe | 7 | 1 | 0 | 0 | 0.0 | 0 | 1 | 0.0 |
| | Mark Clayton | 10 | 1 | 0 | 0 | 0.0 | 0 | 0 | 39.6 |
| | O.J. McDuffie | 10 | 1 | 0 | 0 | 0.0 | 0 | 0 | 39.6 |

## RECEIVING

| | PLAYER | GAMES | NO. | YDS. | AVG. | LG | TD |
|---|---|---|---|---|---|---|---|
| 1. | Tony Nathan | 12 | 65 | 649 | 10.0 | 39 | 2 |
| 2. | O.J. McDuffie | 10 | 50 | 603 | 12.1 | 31 | 1 |
| 3. | Paul Warfield | 11 | 34 | 717 | 21.1 | 75t | 4 |
| 4. | Mark Duper | 10 | 32 | 595 | 18.6 | 64t | 5 |
| 5. | Mark Clayton | 10 | 31 | 498 | 16.1 | 40t | 3 |
| 6. | Bruce Hardy | 13 | 26 | 336 | 12.9 | 50t | 4 |
| 7. | Nat Moore | 12 | 23 | 291 | 12.7 | 40 | 3 |
| | Oronde Gadsden | 7 | 23 | 288 | 12.5 | 52 | 2 |
| 9. | Duriel Harris | 7 | 19 | 303 | 15.9 | 36 | 1 |
| | Keith Jackson | 4 | 19 | 262 | 13.8 | 31 | 4 |
| 11. | Joe Rose | 11 | 18 | 260 | 14.4 | 35 | 2 |
| | Jim Kiick | 11 | 18 | 115 | 6.4 | 21 | 0 |
| 13. | Tony Martin | 8 | 17 | 224 | 13.2 | 23 | 1 |
| 14. | Bernie Parmalee | 7 | 16 | 130 | 8.1 | 26 | 0 |
| 15. | Irving Fryar | 3 | 14 | 170 | 12.1 | 24 | 1 |
| 16. | Howard Twilley | 11 | 13 | 186 | 14.3 | 28t | 1 |
| 17. | Jimmy Cefalo | 10 | 12 | 297 | 24.8 | 76t | 2 |
| 18. | Jarvis Landry | 1 | 11 | 102 | 9.3 | 17 | 0 |
| | Tony Paige | 4 | 11 | 50 | 4.5 | 9 | 2 |
| 20. | Lamar Thomas | 3 | 10 | 129 | 12.9 | 42 | 1 |
| | Marv Fleming | 10 | 10 | 114 | 11.4 | 27 | 1 |
| 22. | Tom Vigorito | 7 | 9 | 103 | 11.4 | 33 | 0 |
| | Jim Mandich | 11 | 9 | 86 | 9.6 | 19 | 1 |
| | Bobby Humphrey | 2 | 9 | 71 | 7.9 | 20 | 0 |
| | Aaron Craver | 4 | 9 | 71 | 7.9 | 15 | 0 |
| 26. | Dan Johnson | 5 | 8 | 84 | 10.5 | 21 | 3 |
| | Terry Kirby | 1 | 8 | 68 | 8.5 | 19 | 0 |
| | Autry Denson | 4 | 8 | 60 | 7.5 | 14 | 0 |
| 29. | J.J. Johnson | 5 | 7 | 39 | 5.6 | 11 | 0 |
| | Delvin Williams | 2 | 7 | 34 | 4.9 | 8 | 0 |
| 31. | Ronnie Brown | 1 | 6 | 43 | 7.2 | 23 | 1 |
| **32.** | **Kenny Stills** | **1** | **5** | **82** | **16.4** | **36** | **0** |
| | Ferrell Edmunds | 4 | 5 | 70 | 14.0 | 37 | 0 |
| | Dedric Ward | 1 | 5 | 55 | 11.0 | 19 | 0 |
| | Jim Jensen | 13 | 5 | 49 | 9.8 | 12 | 0 |
| | Stanley Pritchett | 5 | 5 | 40 | 8.0 | 12 | 0 |
| | Ted Ginn, Jr. | 1 | 5 | 38 | 7.6 | 9 | 0 |
| | Dion Sims | 1 | 5 | 34 | 6.8 | 17 | 0 |
| | Troy Drayton | 3 | 5 | 30 | 6.0 | 10 | 0 |
| | Jerris McPhail | 1 | 5 | 28 | 5.6 | 16 | 0 |
| | Lamar Smith | 3 | 5 | 28 | 5.6 | 8 | 0 |
| 42. | Patrick Cobbs | 1 | 4 | 55 | 13.8 | 30 | 0 |
| | **DeVante Parker** | **1** | **4** | **55** | **13.8** | **37** | **0** |
| | Marlin Briscoe | 7 | 4 | 42 | 10.5 | 18 | 0 |
| | Brandon London | 1 | 4 | 38 | 9.5 | 10 | 0 |
| | Rob Konrad | 4 | 4 | 37 | 9.3 | 13 | 0 |
| | Keith Byars | 1 | 4 | 30 | 7.5 | 12 | 0 |
| | Larry Csonka | 12 | 4 | 26 | 6.5 | 9t | 1 |
| | James McKnight | 1 | 4 | 26 | 6.5 | 12 | 0 |
| | Leslie Shepherd | 1 | 4 | 20 | 5.0 | 11 | 0 |
| 51. | Mike Williams | 4 | 3 | 44 | 14.7 | 19 | 1 |
| | Ed Perry | 6 | 3 | 32 | 10.7 | 22 | 0 |
| | Sammie Smith | 2 | 3 | 31 | 10.3 | 13 | 0 |

## RECEIVING

| | PLAYER | GAMES | NO. | YDS. | AVG. | LG | TD |
|---|---|---|---|---|---|---|---|
| | Jed Weaver | 3 | 3 | 31 | 10.3 | 20 | 1 |
| | James Saxon | 4 | 3 | 29 | 9.7 | 9 | 0 |
| | Ron Davenport | 2 | 3 | 23 | 7.7 | 9 | 0 |
| | David Martin | 1 | 3 | 16 | 5.3 | 15 | 0 |
| | Jay Ajayi | 1 | 3 | 12 | 4.0 | 5 | 0 |
| | Karim Abdul-Jabbar | 3 | 3 | 9 | 3.0 | 5 | 0 |
| | Mercury Morris | 10 | 3 | 9 | 3.0 | 9 | 0 |
| 61. | Randal Hill | 1 | 2 | 59 | 29.5 | 45t | 1 |
| | Davone Bess | 1 | 2 | 54 | 27.0 | 45 | 0 |
| | Gary Clark | 1 | 2 | 41 | 20.5 | 31 | 0 |
| | Willie Richardson | 1 | 2 | 30 | 15.0 | 19 | 1 |
| | Woody Bennett | 10 | 2 | 26 | 13.0 | 20 | 0 |
| | Gary Davis | 1 | 2 | 24 | 12.0 | 14 | 0 |
| | Andre Tillman | 1 | 2 | 24 | 12.0 | 13t | 1 |
| | Fred Banks | 2 | 2 | 18 | 9.0 | 13 | 0 |
| | Norm Bulaich | 2 | 2 | 14 | 7.0 | 8 | 0 |
| | Ronnie Lee | 11 | 2 | 12 | 6.0 | 6t | 1 |
| | Marc Logan | 2 | 2 | 8 | 4.0 | 6 | 0 |
| | Travis Minor | 1 | 2 | 4 | 2.0 | 4 | 0 |
| | Eddie Hill | 12 | 2 | 3 | 1.5 | 2 | 0 |
| 74. | Leroy Harris | 1 | 1 | 21 | 21.0 | 21 | 0 |
| | Brett Perriman | 1 | 1 | 13 | 13.0 | 13 | 0 |
| | Charles Jordan | 1 | 1 | 11 | 11.0 | 11 | 0 |
| | Scott Miller | 4 | 1 | 10 | 10.0 | 10 | 0 |
| | Don Nottingham | 6 | 1 | 9 | 9.0 | 9 | 0 |
| | Tim Ruddy | 11 | 1 | 8 | 8.0 | 8 | 0 |
| | Ricky Williams | 1 | 1 | 8 | 8.0 | 8 | 0 |
| | Hunter Goodwin | 5 | 1 | 6 | 6.0 | 6 | 0 |
| | Nate Jacquet | 4 | 1 | 6 | 6.0 | 6 | 0 |
| | Jeff Ogden | 3 | 1 | 6 | 6.0 | 6 | 0 |
| | Rich Diana | 4 | 1 | 5 | 5.0 | 5 | 0 |
| | Damien Williams | 1 | 1 | 4 | 4.0 | 4t | 1 |
| | Joe Carter | 4 | 1 | 2 | 2.0 | 2t | 0 |
| | Roy Foster | 12 | 1 | 2 | 2.0 | 2t | 1 |
| | Ronnie Williams | 3 | 1 | 1 | 1.0 | 1 | 1 |
| | Bob Torrey | 1 | 1 | 0 | 0.0 | 0 | 0 |

## SCORING

| | PLAYER | GAMES | TD | TDR | TDP | TDRT | FG | PAT | PTS. |
|---|---|---|---|---|---|---|---|---|---|
| 1. | Garo Yepremian | 12 | 0 | 0 | 0 | 0 | 12 | 28 | 64 |
| 2. | Larry Csonka | 12 | 10 | 9 | 1 | 0 | 0 | 0 | 60 |
| 3. | Uwe von Schamann | 10 | 0 | 0 | 0 | 0 | 9 | 32 | 59 |
| 4. | Pete Stoyanovich | 7 | 0 | 0 | 0 | 0 | 7 | 19 | 40 |
| 5. | Jim Kiick | 11 | 6 | 6 | 0 | 0 | 0 | 0 | 36 |
| 6. | Olindo Mare | 8 | 0 | 0 | 0 | 0 | 9 | 6 | 33 |
| 7. | Mark Duper | 10 | 5 | 0 | 5 | 0 | 0 | 0 | 30 |
| | Tony Nathan | 11 | 5 | 3 | 2 | 0 | 0 | 0 | 30 |
| 9. | Woody Bennett | 10 | 4 | 4 | 0 | 0 | 0 | 0 | 24 |
| | Bruce Hardy | 13 | 4 | 0 | 4 | 0 | 0 | 0 | 24 |
| | Keith Jackson | 4 | 4 | 0 | 4 | 0 | 0 | 0 | 24 |
| | Nat Moore | 13 | 4 | 0 | 3 | 1 | 0 | 0 | 24 |
| | Paul Warfield | 11 | 4 | 0 | 4 | 0 | 0 | 0 | 24 |
| 14. | Mark Clayton | 10 | 3 | 0 | 3 | 0 | 0 | 0 | 18 |
| | Dan Johnson | 5 | 3 | 0 | 3 | 0 | 0 | 0 | 18 |
| 16. | Jimmy Cefalo | 10 | 2 | 0 | 2 | 0 | 0 | 0 | 12 |
| | Ron Davenport | 2 | 2 | 2 | 0 | 0 | 0 | 0 | 12 |
| | Andra Franklin | 6 | 2 | 2 | 0 | 0 | 0 | 0 | 12 |
| | Oronde Gadsden | 7 | 2 | 0 | 2 | 0 | 0 | 0 | 12 |
| | Tony Paige | 4 | 2 | 0 | 2 | 0 | 0 | 0 | 12 |
| | Joe Rose | 11 | 2 | 0 | 2 | 0 | 0 | 0 | 12 |
| | Lamar Smith | 3 | 2 | 2 | 0 | 0 | 0 | 0 | 12 |
| 23. | O.J. McDuffie | 10 | 1 | 0 | 1 | 0 | 0 | 0 | 8# |
| 24. | Fuad Reveiz | 2 | 0 | 0 | 0 | 0 | 1 | 5 | 8 |
| 25. | Karim Abdul-Jabbar | 3 | 1 | 1 | 0 | 0 | 0 | 0 | 6 |
| | Dick Anderson | 11 | 1 | 0 | 0 | 1 | 0 | 0 | 6 |
| | Charlie Babb | 9 | 1 | 0 | 0 | 1 | 0 | 0 | 6 |
| | Ronnie Brown | 1 | 1 | 0 | 1 | 0 | 0 | 0 | 6 |
| | Aaron Craver | 4 | 1 | 1 | 0 | 0 | 0 | 0 | 6 |
| | A.J. Duhe | 11 | 1 | 0 | 0 | 1 | 0 | 0 | 6 |
| | Randal Hill | 1 | 1 | 0 | 1 | 0 | 0 | 0 | 6 |

## SCORING

| | PLAYER | GAMES | TD | TDR | TDP | TDRT | FG | PAT | PTS. |
|---|---|---|---|---|---|---|---|---|---|
| | Marv Fleming | 10 | 1 | 0 | 1 | 0 | 0 | 0 | 6 |
| | Roy Foster | 12 | 1 | 0 | 1 | 0 | 0 | 0 | 6 |
| | Andrew Franks | 1 | 0 | 0 | 0 | 0 | 2 | 0 | 6 |
| | Irving Fryar | 3 | 1 | 0 | 1 | 0 | 0 | 0 | 6 |
| | Duriel Harris | 7 | 1 | 0 | 1 | 0 | 0 | 0 | 6 |
| | J.J. Johnson | 5 | 1 | 1 | 0 | 0 | 0 | 0 | 6 |
| | Terry Kirby | 1 | 1 | 1 | 0 | 0 | 0 | 0 | 6 |
| | Ronnie Lee | 11 | 1 | 0 | 1 | 0 | 0 | 0 | 6 |
| | Benny Malone | 3 | 1 | 1 | 0 | 0 | 0 | 0 | 6 |
| | Jim Mandich | 11 | 1 | 0 | 1 | 0 | 0 | 0 | 6 |
| | Dan Marino | 18 | 1 | 1 | 0 | 0 | 0 | 0 | 6 |
| | Tony Martin | 8 | 1 | 0 | 1 | 0 | 0 | 0 | 6 |
| | Mercury Morris | 10 | 1 | 1 | 0 | 0 | 0 | 0 | 6 |
| | Bernie Parmalee | 7 | 1 | 1 | 0 | 0 | 0 | 0 | 6 |
| | Willie Richardson | 1 | 1 | 0 | 1 | 0 | 0 | 0 | 6 |
| | Lamar Thomas | 3 | 1 | 0 | 1 | 0 | 0 | 0 | 6 |
| | Andre Tillman | 1 | 1 | 0 | 1 | 0 | 0 | 0 | 6 |
| | Howard Twilley | 11 | 1 | 0 | 1 | 0 | 0 | 0 | 6 |
| | Fulton Walker | 9 | 1 | 0 | 0 | 1 | 0 | 0 | 6 |
| | Jed Weaver | 3 | 1 | 0 | 1 | 0 | 0 | 0 | 6 |
| | Damien Williams | 1 | 1 | 0 | 1 | 0 | 0 | 0 | 6 |
| | Mike Williams | 4 | 1 | 0 | 1 | 0 | 0 | 0 | 6 |
| | Ronnie Williams | 3 | 1 | 0 | 1 | 0 | 0 | 0 | 6 |
| | David Woodley | 5 | 1 | 1 | 0 | 0 | 0 | 0 | 6 |
| 56. | Dan Carpenter | 1 | 0 | 0 | 0 | 0 | 1 | 0 | 3 |
| 57. | Stanley Pritchett | 5 | 0 | 0 | 0 | 0 | 0 | 0 | 2# |

## INTERCEPTIONS

| | PLAYER | GAMES | NO. | YDS. | AVG. | LG | TD |
|---|---|---|---|---|---|---|---|
| 1. | Dick Anderson | 11 | 5 | 107 | 21.4 | 62 | 1 |
| 2. | Jake Scott | 11 | 4 | 76 | 19.0 | 55 | 0 |
| | Gerald Small | 7 | 4 | 42 | 10.5 | 18 | 0 |
| | A.J. Duhe | 11 | 4 | 36 | 9.0 | 35 | 1 |
| | Glenn Blackwood | 11 | 4 | 27 | 6.8 | 19 | 0 |
| | Lyle Blackwood | 9 | 4 | 11 | 2.8 | 8 | 0 |
| 7. | Curtis Johnson | 11 | 3 | 43 | 14.3 | 33 | 0 |
| | Troy Vincent | 5 | 3 | 2 | 0.7 | 2 | 0 |
| 9. | J.B. Brown | 7 | 2 | 56 | 28.0 | 32 | 0 |
| | Brock Marion | 7 | 2 | 50 | 25.0 | 31 | 0 |
| | Nick Buoniconti | 11 | 2 | 38 | 19.0 | 32 | 0 |
| | Don McNeal | 10 | 2 | 36 | 18.0 | 20 | 0 |
| | Louis Oliver | 5 | 2 | 21 | 10.5 | 21 | 0 |
| | Mike Kolen | 10 | 2 | 16 | 8.0 | 11 | 0 |
| | Doug Swift | 11 | 2 | 12 | 6.0 | 12 | 0 |
| | Jarvis Williams | 4 | 2 | 0 | 0.0 | 0 | 0 |
| 17. | William Judson | 10 | 1 | 34 | 34.0 | 34 | 0 |
| | Bob Matheson | 12 | 1 | 29 | 29.0 | 29 | 0 |
| | Gene Atkins | 3 | 1 | 26 | 26.0 | 26 | 0 |
| | Michael Thomas | 1 | 1 | 16 | 16.0 | 16 | 0 |
| | Frankie Smith | 2 | 1 | 14 | 14.0 | 14 | 0 |
| | **Xavien Howard** | **1** | **1** | **11** | **11.0** | **11** | **0** |
| | Bryan Cox | 5 | 1 | 7 | 7.0 | 7 | 0 |
| | Terrell Buckley | 6 | 1 | 6 | 6.0 | 6 | 0 |
| | Paul Lankford | 12 | 1 | 2 | 2.0 | 2 | 0 |
| | Calvin Jackson | 6 | 1 | 0 | 0.0 | 0 | 0 |
| | Michael Stewart | 3 | 1 | 0 | 0.0 | 0 | 0 |

# THE LAST TIME IN THE PLAYOFFS

## THE LAST TIME IN THE PLAYOFFS (TEAM)

| BY DOLPHINS | | BY OPPONENT |
|---|---|---|
| 23-17, vs. Indianapolis, 12/30/00 | WON IN OVERTIME | 38-41, vs. San Diego, 1/2/82 |
| 31-0, vs. San Diego, 1/10/93 | SHUTOUT AN OPPONENT | 0-27, at Oakland, 1/6/01 |
| 31-0, vs. San Diego, 1/10/93 | WON BY 20+ POINTS | 0-27, at Oakland, 1/6/01 |
| 22 (4th quarter), at Buffalo, 12/30/95 | SCORED 20+ POINTS IN A QUARTER | 21 (2nd quarter), vs. San Francisco (SB XIX), 1/20/85 |
| 21 (1st half), at San Diego, 1/8/95 | SCORED 20+ POINTS IN A HALF | 20 (1st half), at Pittsburgh, 1/8/17 |
| 31-0, vs. San Diego, 1/10/93 | HELD OPPONENT WITHOUT A TD | 3-20, vs. Baltimore, 1/13/02 |
| vs. Houston, 12/24/78 | SCORED SAFETY | at San Diego, 1/8/95 |

## THE LAST TIME IN THE PLAYOFFS (OFFENSE)

| BY DOLPHINS | | BY OPPONENT |
|---|---|---|
| Has never happened | 600+ NET YARDS OF OFFENSE | Has never happened |
| 502, at Buffalo, 12/30/95 | 500+ NET YARDS OF OFFENSE | 520, at Jacksonville, 1/15/00 |
| 434, vs. Indianapolis, 12/30/00 | 400+ NET YARDS OF OFFENSE | 520, at Jacksonville, 1/15/00 |
| Has never happened | 300+ NET RUSHING YARDS | 341, at Buffalo, 12/30/95 |
| 258, vs. Indianapolis, 12/30/00 | 200+ NET RUSHING YARDS | 226, vs. Baltimore, 1/13/02 |
| 209, Lamar Smith, vs. Indianapolis, 12/30/00 | 200-YARD RUSHING GAME | Has never happened |
| 209, Lamar Smith, vs. Indianapolis, 12/30/00 | 100-YARD RUSHING GAME | 167, Le'Veon Bell, at Pittsburgh, 1/8/17 |
| Has never happened | TWO 100-YARD RUSHERS | Has never happened |
| 2, Lamar Smith, vs. Indianapolis, 12/30/00 | 2+ RUSHING TOUCHDOWNS | 2, Le'Veon Bell, at Pittsburgh, 1/8/17 |
| 432, at Buffalo, 12/30/95 | 400+ NET PASSING YARDS (TEAM) | 415, vs. San Diego, 1/2/82 |
| 432, at Buffalo, 12/30/95 | 300+ NET PASSING YARDS (TEAM) | 339, vs. Buffalo, 1/2/99 |
| 64, Dan Marino, at Buffalo, 12/30/95 | 50+ PASS ATTEMPTS | 53, Dan Fouts, vs. San Diego, 1/2/82 |
| 43, Dan Marino, at New England, 12/28/97 | 40+ PASS ATTEMPTS | 43, Stan Humphries, at San Diego, 1/8/95 |
| 33, Dan Marino, at Buffalo, 12/30/95 | 30+ COMPLETIONS | 33, Dan Fouts, vs. San Diego, 1/2/82 |
| 29, Matt Moore, at Pittsburgh, 1/8/17 | 25+ COMPLETIONS | 28, Stan Humphries, at San Diego, 1/8/95 |
| at Buffalo, 12/30/95 | NO SACKS ALLOWED | vs. Baltimore, 1/4/09 |
| Has never happened | PERFECT PASSER RATING (158.3) (MIN. 20 ATTEMPTS) | Has never happened |
| 422, Dan Marino, at Buffalo, 12/30/95 | 300+ YARD PASSER | 360, Doug Flutie, vs. Buffalo, 1/2/99 |
| 4, Dan Marino, vs. Pittsburgh, 1/6/85 | 4+ TD PASSES | 4, Ken Stabler, at Oakland, 12/21/74 |
| 3, Dan Marino, at San Diego, 1/8/95 | 3+ TD PASSES | 3, Joe Montana, vs. San Francisco (SB XIX), 1/20/85 |
| Has never happened | 15+ RECEPTIONS | Has never happened |
| 11, Jarvis Landry, at Pittsburgh, 1/8/17 | 10+ RECEPTIONS | 13, Kellen Winslow, vs. San Diego, 1/2/82 |
| Has never happened | 200-YARD RECEIVER | 240, Eric Moulds, vs. Buffalo, 1/2/99 |
| 154, O.J. McDuffie, at Buffalo, 12/30/95 | 150-YARD RECEIVER | 240, Eric Moulds, vs. Buffalo, 1/2/99 |
| 102, Jarvis Landry, at Pittsburgh, 1/8/17 | 100-YARD RECEIVER | 124, Antonio Brown, at Pittsburgh, 1/8/17 |

## THE LAST TIME IN THE PLAYOFFS (OFFENSE)

| BY DOLPHINS | | BY OPPONENT |
|---|---|---|
| Mark Duper (148) and Tony Nathan (114), vs. Pittsburgh, 1/6/85 | TWO 100-YARD RECEIVERS IN SAME GAME | James Lofton (149) and Andre Reed (122), at Buffalo, 1/12/91 |
| 111 (2nd half), O.J. McDuffie, at Buffalo, 12/30/95 | 100-YARDS RECEIVING IN A HALF | 125 (1st half), Antonio Brown, at Pittsburgh, 1/8/17 |
| Has never happened | 3+ TD RECEPTIONS | Has never happened |
| 2, Keith Jackson, at San Diego, 1/8/85 | 2+ TD RECEPTIONS | 2, Antonio Brown, at Pittsburgh, 1/8/17 |
| at Seattle, 1/9/00 | NO TURNOVERS | vs. Indianapolis, 12/30/00 |
| Stanley Pritchett, vs. Buffalo, 1/2/99 | SUCCESSFUL 2-POINT CONVERSION | Peyton Manning to Ken Dilger, vs. Indianapolis, 12/30/00 |

## THE LAST TIME IN THE PLAYOFFS (DEFENSE)

| BY DOLPHINS | | BY OPPONENT |
|---|---|---|
| Has never happened | HELD OPPONENT UNDER 100 YARDS OF TOTAL OFFENSE | Has never happened |
| 139, vs. N.Y. Jets, 1/23/83 | HELD OPPONENT UNDER 150 YARDS OF TOTAL OFFENSE | 133, at Jacksonville, 1/15/00 |
| 171, at Seattle, 1/9/00 | HELD OPPONENT UNDER 200 YARDS OF TOTAL OFFENSE | 151, vs. Baltimore, 1/13/02 |
| 286, vs. Baltimore, 1/4/09 | HELD OPPONENT UNDER 300 YARDS OF TOTAL OFFENSE | 276, vs. Baltimore, 1/4/09 |
| Has never happened | HELD OPPONENT UNDER 30 YARDS RUSHING | 23, at Jacksonville, 1/15/00 |
| 41, at Seattle, 1/9/00 | HELD OPPONENT UNDER 50 YARDS RUSHING | 46, vs. Baltimore, 1/13/02 |
| 41, at Seattle, 1/9/00 | HELD OPPONENT UNDER 75 YARDS RUSHING | 52, at Pittsburgh, 1/8/17 |
| 99, vs. Indianapolis, 12/30/00 | HELD OPPONENT UNDER 100 YARDS RUSHING | 52, at Pittsburgh, 1/8/17 |
| 71, vs. New England, 1/12/86 | HELD OPPONENT UNDER 100 YARDS NET PASSING | 80, vs. Washington (SB XVII), 1/30/83 |
| 135, vs. Baltimore, 1/4/09 | HELD OPPONENT UNDER 150 YARDS NET PASSING | 105, vs. Baltimore, 1/13/02 |
| 35t, A.J. Duhe, vs. N.Y. Jets, 1/23/83 | INTERCEPTION RETURN FOR A TD | 64t, Ed Reed, vs. Baltimore, 1/4/09 |
| 3, A.J. Duhe, vs. N.Y. Jets, 1/23/83 | 3+ INTERCEPTIONS | Has never happened |
| 2, Troy Vincent, vs. San Diego, 1/10/93 | 2+ INTERCEPTIONS | 2, Ed Reed, vs. Baltimore, 1/4/09 |
| Has never happened | 7+ SACKS BY TEAM | Has never happened |
| 6, at Seattle, 1/9/00 | 6+ SACKS BY TEAM | Has never happened |
| 6, at Seattle, 1/9/00 | 5+ SACKS BY TEAM | 5, at Pittsburgh, 1/8/17 |
| Has never happened | 4+ SACKS | Has never happened |
| 3, Trace Armstrong, at Seattle, 1/9/00 | 3+ SACKS | Has never happened |
| 3, Trace Armstrong, at Seattle, 1/9/00 | 2+ SACKS | 2, Lawrence Timmons, at Pittsburgh, 1/8/17 |
| Has never happened | FUMBLE RECOVERED FOR TOUCHDOWN | 16t, Tony Brackens, at Jacksonville, 1/15/00 |

## THE LAST TIME IN THE PLAYOFFS (SPECIAL TEAMS)

| BY DOLPHINS | | BY OPPONENT |
|---|---|---|
| 98t, Fulton Walker, vs. Washington (SB XVII), 1/30/83 | KICKOFF RETURN FOR A TD | 85t, Charlie Rogers, at Seattle, 1/9/00 |
| Has never happened | PUNT RETURN FOR A TD | 56t, Wes Chandler, vs. San Diego, 1/2/82 |
| Charlie Babb, vs. Cleveland, 12/24/72 | BLOCKED PUNT RECOVERED FOR A TD | Has never happened |
| Don McNeal, vs. N.Y. Jets, 1/23/83 | BLOCKED PUNT | Corey Chamblin, at Jacksonville, 1/15/00 |
| Dan Carpenter, vs. Baltimore, 1/4/09 | MISSED PAT | Chris Boswell, at Pittsburgh, 1/8/17 |
| William Judson, vs. Seattle, 12/31/83 | BLOCKED FIELD GOAL | Leroy Jones, vs. San Diego, 1/2/82 |
| Has never happened | BLOCKED FIELD GOAL RETURNED FOR TD | Has never happened |
| Has never happened | 6+ FIELD GOALS MADE | Has never happened |
| Has never happened | 5+ FIELD GOALS MADE | 5, Steve Christie, vs. Buffalo, 1/17/93 |
| Has never happened | 4+ FIELD GOALS MADE | 5, Steve Christie, vs. Buffalo, 1/17/93 |
| 3, Olindo Mare, vs. Buffalo, 1/2/99 | 3+ FIELD GOALS MADE | 3, Mike Vanderjagt, vs. Indianapolis, 12/30/00 |

# HONORS

## ALL-NFL (FIRST TEAM)

**Will Allen (cornerback)** – SI 2007.
**Dick Anderson (safety)** – AP 1972-73; Writers 1972-73; NEA 1972-74; PFW 1973.
**Bob Baumhower (defensive tackle)** – SN 1981; AP 1983; PFW 1983.
**Doug Betters (defensive end)** – AP 1983; NEA 1983; SN 1983; Writers 1983; PFW 1983.
**Vernon Carey (tackle)** – SI 2009.
**Larry Csonka (fullback)** – AP 1971, 1973; PFW 1972-73; Writers 1971.
**Mark Dixon (guard)** – SI 2000.
**Brandon Fields (punter)** – SN 2013.
**Bob Griese (quarterback)** – AP 1971, 1977; Writers 1971, 1977; NEA 1971; PFW 1971, 1977.
**Duriel Harris (kick returner)** – PFW 1976.
**Keith Jackson (tight end)** – SN 1992.
**Bob Kuechenberg (guard)** – NEA 1975; AP 1978; PFW 1978.
**Eric Laakso (tackle)** – SN 1983.
**Jarvis Landry (punt returner)** – PFF 2015.
**Jim Langer (center)** – AP 1974-75, 1977; Writers 1974-77; NEA 1974-77; PFW 1974-77.
**Larry Little (guard)** – Writers 1971-75, 1977; AP 1971-75; PFW 1971-73, 1975; NEA 1972-73.
**Jake Long (tackle)** – SN 2009-10; AP 2010; PFW 2010; SI 2010.
**Sam Madison (cornerback)** – AP 1999-00; PFW 1999-00; SI 1999; SN 1999-00.
**Olindo Mare (kicker)** – AP 1999, PFW 1999, SN 1999.
**Dan Marino (quarterback)** – AP 1984-86; Writers 1984-86; NEA 1984; PFW 1984-86; SN 1984-86.
**Nat Moore (wide receiver)** – AP 1977; Writers 1977.
**Earl Morrall (quarterback)** – AP 1972.
**Tony Nathan (kick returner)** – AP 1979.
**Ed Newman (guard)** – NEA 1982; AP 1984; PFW 1984.
**John Offerdahl (linebacker)** – AP 1990; Writers 1990; PFW 1990; SN 1990; NEA 1990.
**Lousaka Polite (fullback)** – SI 2009.
**Fuad Reveiz (kicker)** – PFW 1985.
**Reggie Roby (punter)** – AP 1984; Writers 1984; NEA 1984; PFW 1984-85; SN 1984.
**Jake Scott (safety)** – Writers 1973; AP 1973-74; PFW 1972, 1974.
**Bill Stanfill (defensive end)** – AP 1972; Writers 1973; NEA 1973.
**Dwight Stephenson (center)** – Writers 1983-87; NEA 1983-86; PFW 1983-87; AP 1984-87; SN 1984-86.
**Pete Stoyanovich (kicker)** – NEA 1991; AP 1992; SN 1992.
**Patrick Surtain (cornerback)** – AP 2002; FD 2002; PFW 2002; SI 2000; SN 2002-03.
**Jason Taylor (defensive end)** – AP 2000, 2002, 2006; FD 2002; PFW 2000, 2002, 2006; SI 2002, 2006; SN 2000, 2002, 2006.
**Michael Thomas (special teams)** – PFF 2015.
**Zach Thomas (linebacker)** – AP 1998-99, 2002-03, 2006; SI 2003, 2005.
**Cameron Wake (linebacker/defensive end)** – SN 2010, 2012; AP 2012; PFW 2012; SI 2012.
**Fulton Walker (kick returner)** – Writers 1983; PFW 1983; SN 1983.
**Paul Warfield (wide receiver)** – AP 1971, 1973; NEA 1971-72; Writers 1971; PFW 1971.
**Richmond Webb (tackle)** – AP 1992, 1994; SN 1992, 1994; PFW 1994; Writers 1994.
**Delvin Williams (running back)** – AP 1978.

## ALL-NFL (FIRST TEAM)

**Ricky Williams (running back)** – AP 2002; FD 2002; PFW 2002; SN 2002.
**Garo Yepremian (kicker)** – Writers 1971, 1973; AP 1971, 1973; PFW 1971, 1973; NEA 1973.

## ALL-NFL (SECOND TEAM)

**Dick Anderson (safety)** – Writers 1973.
**Trace Armstrong (defensive end)** – AP 2000.
**Jay Ajayi (running back)** – PFF 2016.
**Bob Baumhower (defensive tackle)** – AP 1979, 1981-82, 1984; NEA 1981-82.
**Nick Buoniconti (linebacker)** – AP 1972; Writers 1972; PFW 1973.
**Mark Clayton (wide receiver)** – AP 1984.
**Larry Csonka (fullback)** – AP 1972; Writers 1972; NEA 1973.
**Manny Fernandez (defensive tackle)** – NEA 1973.
**Brandon Fields (punter)** – AP 2013.
**Tim Foley (safety)** – NEA 1979.
**Irving Fryar (wide receiver)** – AP 1994.
**Brent Grimes (cornerback)** – AP 2014.
**Xavien Howard (cornerback)** – AP 2018.
**Keith Jackson (tight end)** – AP 1992.
**Bob Kuechenberg (guard)** – Writers 1975; NEA 1977-78.
**Jim Langer (center)** – PFW 1973; AP 1976; NEA 1978.
**Larry Little (guard)** – NEA 1975, 1978; AP 1977-78.
**Jake Long (tackle)** – AP 2009.
**Sam Madison (cornerback)** – AP 1998; AP 2001.
**Dan Marino (quarterback)** – AP 1983, 1994-95; NEA 1985-86, 1992.
**Earl Morrall (quarterback)** – NEA 1972.
**Ed Newman (guard)** – AP 1981-83; NEA 1981, 1983.
**John Offerdahl (linebacker)** – AP 1986.
**Louis Oliver (safety)** – AP 1992.
**Joey Porter (linebacker)** – AP 2008.
**Reggie Roby (punter)** – NEA 1985, 1991; AP 1991.
**Jake Scott (safety)** – Writers 1972, 1975; AP 1972; NEA 1972-73.
**Keith Sims (guard)** – AP 1994.
**Bill Stanfill (defensive end)** – Writers 1974; NEA 1974; PFW 1973.
**Dwight Stephenson (center)** – AP 1983.
**Pete Stoyanovich (kicker)** – AP 1990; NEA 1992.
**Ndamukong Suh (defensive tackle)** – AP 2016, PFF 2016.
**Patrick Surtain (cornerback)** – AP 2003.
**Jason Taylor (defensive end)** – AP 2001.
**Zach Thomas (linebacker)** – AP 2001, 2005; FD 2003.
**Uwe von Schamann (kicker)** – AP 1982.
**Cameron Wake (linebacker/defensive end)** – AP 2010, 2014, 2016.
**Paul Warfield (wide receiver)** – AP 1972; Writers 1973; NEA 1973; PFW 1973.
**Richmond Webb (tackle)** – AP 1993, 1995.
**Delvin Williams (running back)** – NEA 1978.
**Richmond Webb (tackle)** – AP 1992, 1994; SN 1992, 1994; PFW 1994; Writers 1994.
**Delvin Williams (running back)** – AP 1978.

*† Writers discontinued Second Team in 1976*

## ALL-AFC SELECTIONS*

**Dick Anderson (safety)** – AP 1972-73; UPI 1972-73; SN 1972-74; PFW 1973.
**Trace Armstrong (defensive end)** – PFW 2000.
**Bob Baumhower (defensive tackle)** – SN 1979; PFW 1979, 1981, 1983; UPI 1981-83.
**Doug Betters (defensive end)** – UPI 1983; PFW 1983.
**Nick Buoniconti (linebacker)** – AP 1972.
**Mark Clayton (wide receiver)** – PFW 1984; UPI 1985.
**Bryan Cox (linebacker)** – UPI 1992; FN 1992.
**Larry Csonka (fullback)** – PFW 1970, 1973; AP 1972-73; UPI 1971-73; SN 1971-73.
**Vern Den Herder (defensive end)** – AP 1972.
**A.J. Duhe (linebacker)** – UPI 1981.
**Mark Duper (wide receiver)** – UPI 1984.
**Norm Evans (tackle)** – AP 1973; SN 1974.
**Manny Fernandez (defensive tackle)** – SN 1971.
**Brandon Fields (punter)** – PFW 2013.
**Roy Foster (guard)** – UPI 1985-86; PFW 1986.
**Irving Fryar (wide receiver)** – UPI 1994.
**Bob Griese (quarterback)** – SN 1970-71, 1973; AP 1971; UPI 1971, 1977; PFW 1971, 1977.
**Brent Grimes (cornerback)** – PFW 2013.
**Duriel Harris (kick returner)** – PFW 1976.
**Xavien Howard (cornerback)** – PFW 2018.

## ALL-AFC SELECTIONS*

**Larry Izzo (special teamer)** – PFW 2000.
**Keith Jackson (tight end)** – UPI 1992.
**Bob Kuechenberg (guard)** – PFW 1974, 1978; SN 1975, 1978 (tackle).
**Jarvis Landry (punt retuner)** – PFW 2015.
**Jim Langer (center)** – PFW 1973-77; AP 1974-76; UPI 1973-77; SN 1973-77.
**Larry Little (guard)** – AP 1971-75; UPI 1971-75; SN 1971-74; PFW 1971, 1973, 1975.
**Jake Long (tackle)** – PFW 2010.
**Sam Madison (cornerback)** – FN 1998-99; PFW 1999-01.
**Olindo Mare (kicker)** – PFW 1999.
**Dan Marino (quarterback)** – UPI 1983-86, 1992, 1994; FN 1992, 1994; PFW 1983-86.
**Brock Marion (safety)** – PFW 2000.
**Nat Moore (wide receiver)** – PFW 1977; SN 1977; UPI 1977.
**Earl Morrall (quarterback)** – AP 1972; SN 1972.
**Tony Nathan (punt returner)** – SN 1979.
**Ed Newman (guard)** – UPI 1982-84; PFW 1984.
**John Offerdahl (linebacker)** – UPI 1986, 1988, 1990; PFW 1986; FN 1990.
**Adewale Ogunleye (defensive end)** – PFW 2003.
**Louis Oliver (safety)** – UPI 1992.
**Joey Porter (linebacker)** – PFW 2008.
**Reggie Roby (punter)** – UPI 1984-85, 1991; PFW 1984-85, 1987; FN 1991.
**Jake Scott (safety)** – FN 1970; AP 1971-75; UPI 1971-73, 1975; SN 1972-73, 1975; PFW 1974.
**Keith Sims (guard)** – UPI 1994; FN 1994.
**Bill Stanfill (defensive end)** – UPI 1971-74; AP 1972-74; SN 1972-74; PFW 1973.
**Dwight Stephenson (center)** – UPI 1983-87; PFW 1983-87; FN 1983, 1986-87.
**Pete Stoyanovich (kicker)** – UPI 1992.
**Ndamukong Suh (defensive tackle)** – PFW 2015, 2016.
**Patrick Surtain (cornerback)** – PFW 2002-03; FD 2003.
**Jason Taylor (defensive end)** – PFW 2000, 2002, 2004, 2006; FN 2000.
**Zach Thomas (linebacker)** – PFW 2002, 2006.
**Matt Turk (punter)** – FN 2001.
**Cameron Wake (defensive end)** – PFW 2010, 2012, 2013.
**Fulton Walker (kick returner)** – PFW 1983.
**Paul Warfield (wide receiver)** – AP 1971-73; UPI 1971, 1973; SN 1970-73; PFW 1971, 1973-74.
**Richmond Webb (tackle)** – UPI 1992-95; FN 1992-94.
**Delvin Williams (running back)** – UPI 1978; SN 1978; PFW 1978.
**Ricky Williams (running back)** – PFW 2002.
**Garo Yepremian (kicker)** – PFW 1971, 1973; SN 1971, 1973; AP 1973.

**Only UPI, PFW and FN continue to choose All-AFC*

**KEY TO AWARDS**

*AP – Associated Press; UPI – United Press International; NEA – Newspaper Enterprise Association; SN – Sporting News; PFW – Pro Football Weekly; Writers – Pro Football Writers; FN – Football News; FD – Football Digest; SI – Sports Illustrated; PFF – Pro Football Focus.*

## PRO BOWL SELECTIONS

1970 RB Larry Csonka, QB Bob Griese, WR Paul Warfield.
1971 RB LARRY CSONKA, QB BOB GRIESE, G Larry Little, RB Mercury Morris, S Jake Scott (dnp), DE Bill Stanfill, WR PAUL WARFIELD.
1972 S Dick Anderson, LB Nick Buoniconti (dnp), RB Larry Csonka (dnp), T Norm Evans, G LARRY LITTLE, RB Mercury Morris, S JAKE SCOTT, DE Bill Stanfill (dnp), WR Paul Warfield (dnp).
1973 S DICK ANDERSON, LB Nick Buoniconti, RB Larry Csonka (dnp), QB Bob Griese, C JIM LANGER, G LARRY LITTLE, T Wayne Moore (dnp), RB Mercury Morris (dnp), S JAKE SCOTT, DE Bill Stanfill (dnp), WR Paul Warfield (dnp), K GARO YEPREMIAN.
1974 S DICK ANDERSON, RB Larry Csonka, T Norm Evans, QB Bob Griese, G Bob Kuechenberg, C JIM LANGER, G LARRY LITTLE, DE BILL STANFILL, S Jake Scott (dnp), WR Paul Warfield.
1975 G BOB KUECHENBERG, C JIM LANGER, S JAKE SCOTT.
1976 C JIM LANGER.
1977 QB BOB GRIESE, G Bob Kuechenberg, C JIM LANGER, WR NAT MOORE.
1978 QB Bob Griese, G Bob Kuechenberg, C Jim Langer, RB DELVIN WILLIAMS, K GARO YEPREMIAN.
1979 DT BOB BAUMHOWER, LB Kim Bokamper, S Tim Foley.
1980 NO SELECTIONS.
1981 DT BOB BAUMHOWER, G Ed Newman.
1982 DT Bob Baumhower, RB Andra Franklin, G Ed Newman (dnp), G Bob Kuechenberg[1].
1983 DT BOB BAUMHOWER, DE DOUG BETTERS, WR Mark Duper, G Bob Kuechenberg[2], QB DAN MARINO (dnp), G ED NEWMAN, C DWIGHT STEPHENSON.
1984 DT Bob Baumhower (dnp), WR Mark Clayton, LB A.J. Duhe, WR MARK DUPER, QB DAN MARINO, G ED NEWMAN, P REGGIE ROBY, C DWIGHT STEPHENSON.
1985 WR Mark Clayton, G Roy Foster, QB DAN MARINO (dnp), C DWIGHT STEPHENSON.
1986 WR Mark Clayton[3], WR Mark Duper (dnp), G Roy Foster, QB DAN MARINO (dnp), LB JOHN OFFERDAHL, C DWIGHT STEPHENSON (dnp).
1987 QB Dan Marino (dnp), LB John Offerdahl, C Dwight Stephenson (dnp).
1988 WR Mark Clayton, LB JOHN OFFERDAHL (dnp), NT Brian Sochia[4].

## PRO BOWL SELECTIONS

| | |
|---|---|
| 1989 | TE Ferrell Edmunds, LB JOHN OFFERDAHL, P REGGIE ROBY. |
| 1990 | DE Jeff Cross, TE Ferrell Edmunds, LB JOHN OFFERDAHL, T Richmond Webb. |
| 1991 | WR MARK CLAYTON, QB Dan Marino (dnp), T Richmond Webb. |
| 1992 | LB BRYAN COX, TE KEITH JACKSON (dnp), QB DAN MARINO, T Richmond Webb. |
| 1993 | FB Keith Byars, WR Irving Fryar[5], TE Keith Jackson (dnp), G Keith Sims, T Richmond Webb. |
| 1994 | LB Bryan Cox, WR Irving Fryar, QB Dan Marino (dnp), G Keith Sims, T Richmond Webb. |
| 1995 | LB Bryan Cox, QB Dan Marino (dnp), G Keith Sims, T Richmond Webb. |
| 1996 | T Richmond Webb. |
| 1997 | NO SELECTIONS. |
| 1998 | DT TIM BOWENS (dnp). |
| 1999 | CB SAM MADISON, K OLINDO MARE, LB Zach Thomas[6]. |
| 2000 | DE TRACE ARMSTRONG, ST Larry Izzo, CB SAM MADISON, S Brock Marion, C Tim Ruddy[7], DE JASON TAYLOR, LB Zach Thomas[8]. |
| 2001 | CB SAM MADISON (dnp), LB Zach Thomas (dnp). |
| 2002 | DT Tim Bowens, CB Sam Madison[9], S Brock Marion, CB PATRICK SURTAIN (dnp), DE JASON TAYLOR, LB Zach Thomas, RB RICKY WILLIAMS[10]. |
| 2003 | DE Adewale Ogunleye, S Brock Marion, CB PATRICK SURTAIN, LB Zach Thomas. |
| 2004 | DE JASON TAYLOR[11], CB Patrick Surtain (dnp)[12]. |
| 2005 | WR Chris Chambers, DE JASON TAYLOR (dnp), LB Zach Thomas (dnp). |
| 2006 | DE JASON TAYLOR, LB ZACH THOMAS[13]. |
| 2007 | DE Jason Taylor (dnp). |
| 2008 | RB Ronnie Brown, T Jake Long[14], LB JOEY PORTER. |
| 2009 | S Yeremiah Bell[15], K Dan Carpenter[16], T Jake Long (dnp). |
| 2010 | LS John Denney[17], T Jake Long (dnp), DE Randy Starks[18], LB CAMERON WAKE. |
| 2011 | T Jake Long (dnp), WR Brandon Marshall, DT Paul Soliai[19]. |
| 2012 | LS John Denney[20], G Richie Incognito[21], DT Randy Starks[22], DE CAMERON WAKE. |
| 2013 | P BRANDON FIELDS, CB Brent Grimes, C Mike Pouncey, DE Cameron Wake. |
| 2014 | CB Brent Grimes, G Mike Pouncey[23], DE Cameron Wake. |
| 2015 | T Branden Albert[24], CB Brent Grimes[25], S Reshad Jones[26], WR Jarvis Landry[27], C Mike Pouncey (dnp). |
| 2016 | RB Jay Ajayi[28], WR Jarvis Landry[29], DE Cameron Wake, DE NDAMUKONG SUH (dnp). |
| 2017 | S Reshad Jones, WR Jarvis Landry[30] |
| 2018 | CB Xavien Howard |

*[1]Replaced injured Ed Newman, [2]Replaced injured John Hannah, [3]Replaced injured Mark Duper, [4]Replaced injured Tim Krumrie, [5]Replaced injured Webster Slaughter, [6]Replaced Ray Lewis as starter, [7]Replaced injured Tom Nalen, [8]Selected as need player, [9]Replaced injured Patrick Surtain, [10]Replaced Priest Holmes as starter, [11]Replaced John Abraham as starter, [12]Replaced injured Chris McAllister, [13]Replaced injured Al Wilson as starter, [14]Replaced injured Jason Peters, [15]Replaced Antoine Bethea (Super Bowl), [16]Replaced injured Nate Kaeding, [17]Coaches selection, [18]Replaced Brett Keisel (Super Bowl), [19]Replaced Vince Wilfork (Super Bowl), [20]Coaches selection, [21]Replaced Marshal Yanda (Super Bowl), [22]Replaced injured Vince Wilfork, [23]Replaced injured Mike Iupati, [24]Replaced injured Trent Williams, [25]Replaced Aqib Talib (Super Bowl), [26]Replaced injured Reggie Nelson, [27]Replaced injured Antonio Brown, [28]Replaced injured LeSean McCoy, [29]Replaced injured A.J. Green, [30]Replaced injured DeAndre Hopkins.*

## AFL ALL-STAR GAME

| | |
|---|---|
| 1966 | DE Ed Cooke, LB Tom Erlandson, CB Jimmy Warren, S Willie West |
| 1967 | LB John Bramlett, WR Jack Clancy, QB Bob Griese, CB Dick Westmoreland |
| 1968 | QB Bob Griese, RB Jim Kiick, WR Karl Noonan |
| 1969 | George Wilson (coach), LB Nick Buoniconti, C Tom Goode, RB Jim Kiick, G Larry Little, DE Bill Stanfill |

## NFL ALL-DECADE TEAMS

| DECADE | FIRST TEAM | SECOND TEAM |
|---|---|---|
| 1960s* | LB Nick Buoniconti (1969) | FB Cookie Gilchrist (1966-67)<br>TE Dave Kocourek (1966) |
| 1970s | C Jim Langer (1970–79)<br>G Larry Little (1970-79)<br>HC Don Shula (1970-79)<br>K Garo Yepremian (1970-78) | S Dick Anderson (1970-77)<br>WR Paul Warfield (1970-74) |
| 1980s | C Dwight Stephenson (1980-87) | P Reggie Roby (1983-89) |
| 1990s | | T Richmond Webb (1990-99) |
| 2000s | | LB Joey Porter (2007-09)<br>DE Jason Taylor (2000-07, 2009)<br>LB Zach Thomas (2000-07) |

** 1960s represents the AFL All-Decade team*

## DON SHULA LEADERSHIP AWARD

| | |
|---|---|
| 1989 | WR/RB Jim Jensen |
| 1990 | LB Hugh Green |
| 1991 | LB Cliff Odom |
| 1992 | LB Bryan Cox |
| 1993 | CB Troy Vincent |
| 1994 | WR Irving Fryar |
| 1995 | QB Dan Marino |
| 1996 | WR Fred Barnett |
| 1997 | QB Dan Marino |
| 1998 | LB Zach Thomas |
| 1999 | LB Zach Thomas |
| 2000 | LB Derrick Rodgers |
| 2001 | LB Derrick Rodgers |
| 2002 | DE Jason Taylor |
| 2003 | LB Junior Seau |
| 2004 | LB Junior Seau |
| 2005 | LB Zach Thomas |
| 2006 | DE Jason Taylor |
| 2007 | DE Jason Taylor |
| 2008 | QB Chad Pennington |
| 2009 | S Yeremiah Bell, LB Jason Taylor |
| 2010 | LB Karlos Dansby |
| 2011 | LB Karlos Dansby |
| 2012 | C Mike Pouncey |
| 2013 | DE Cameron Wake |
| 2014 | DE Cameron Wake |
| 2015 | C Mike Pouncey |
| 2016 | DE Cameron Wake |
| 2017 | DE Cameron Wake |
| 2018 | RB Frank Gore |

## NAT MOORE COMMUNITY SERVICE AWARD

| | |
|---|---|
| 1987 | CB Don McNeal |
| 1988 | K Fuad Reveiz |
| 1989 | LB John Offerdahl |
| 1990 | LB John Offerdahl |
| 1991 | FB Tony Paige |
| 1992 | S Liffort Hobley |
| 1993 | LB John Offerdahl |
| 1994 | LB Bryan Cox |
| 1995 | LB Bryan Cox |
| 1996 | QB Dan Marino |
| 1997 | S Shawn Wooden |
| 1998 | QB Dan Marino |
| 1999 | CB Terrell Buckley, CB Ray Hill, S Calvin Jackson, CB Greg Jeffries, S Brock Marion, CB Patrick Surtain, CB Jerry Wilson, S Shawn Wooden |
| 2000 | DE Trace Armstrong, DE Jason Taylor, LB Zach Thomas |
| 2001 | LB Twan Russell |
| 2002 | LB Tommy Hendricks |
| 2003 | S Shawn Wooden |
| 2004 | CB Sam Madison |
| 2005 | WR Wes Welker |
| 2006 | S Renaldo Hill |
| 2007 | T Vernon Carey, TE Justin Peelle |
| 2008 | LB Akin Ayodele |
| 2009 | FB Lousaka Polite |
| 2010 | FB Lousaka Polite |
| 2011 | K Dan Carpenter, P Brandon Fields |
| 2012 | P Brandon Fields |
| 2013 | LS John Denny, P Brandon Fields |
| 2014 | T Jason Fox |
| 2015 | S Michael Thomas |
| 2016 | WR Kenny Stills |
| 2017 | WR Kenny Stills |
| 2018 | WR Kenny Stills |

## WINNING EDGE AWARD

2005 Team President Eddie Jones

## ED BLOCK COURAGE AWARD

| | |
|---|---|
| 1984 | WR Nat Moore |
| 1985 | RB Woody Bennett |
| 1986 | LB Charles Bowser |
| 1987 | T Jon Giesler |
| 1988 | S Glenn Blackwood |
| 1989 | CB Don McNeal, Special Teams Coach Mike Westhoff |
| 1990 | S Liffort Hobley |
| 1991 | RB Sammie Smith |
| 1992 | LB John Grimsley |
| 1993 | LB John Offerdahl |
| 1994 | CB Troy Vincent |
| 1995 | QB Dan Marino |
| 1996 | RB Bernie Parmalee |
| 1997 | WR O.J. McDuffie |
| 1998 | LB Larry Izzo, Team President Eddie Jones |
| 1999 | LB O.J. Brigance |
| 2000 | DT Daryl Gardener |
| 2001 | LB Scott Galyon |
| 2002 | RB Robert Edwards |
| 2003 | G Jamie Nails |
| 2004 | DE David Bowens |
| 2005 | S Yeremiah Bell |
| 2006 | LB Zach Thomas |
| 2007 | CB André Goodman |
| 2008 | RB Ronnie Brown |
| 2009 | G Justin Smiley |
| 2010 | RB Patrick Cobbs |
| 2011 | T Jake Long |
| 2012 | DT Tony McDaniel |
| 2013 | DT Paul Soliai |
| 2014 | WR Brandon Gibson |
| 2015 | T Branden Albert |
| 2016 | DE Cameron Wake |
| 2017 | C Mike Pouncey |
| 2018 | QB Ryan Tannehill |

## COACH OF THE YEAR

**NFL**

| | |
|---|---|
| 1970 | Don Shula, SN, PFW |
| 1971 | Don Shula, FN |
| 1972 | Don Shula, SN, PFW, FN |

**AFC**

| | |
|---|---|
| 1971 | Don Shula, AP, UPI, PFW |
| 1972 | Don Shula, PFW |
| 1993 | Don Shula, FN |

## NFL MAN OF THE YEAR

| | |
|---|---|
| 1971 | Joe Robbie, FN |
| 1982 | Don Shula, FN |
| 1985 | Dwight Stephenson, NFL |
| 1998 | Dan Marino, NFL |
| 2007 | Jason Taylor, NFL |

## BERT BELL AWARD

| | |
|---|---|
| 1977 | QB Bob Griese |
| 1984 | QB Dan Marino |

*(NFL MVP as awarded by Maxwell Club)*

## NFL DEFENSIVE PLAYER OF THE YEAR

| | |
|---|---|
| 1973 | S Dick Anderson |
| 1983 | DE Doug Betters |
| 2006 | DE Jason Taylor |

## ROOKIE OF THE YEAR

| | |
|---|---|
| 1977 | DE A.J. Duhe, AP, PFW (NFL Defensive), UPI, SN (AFC) |
| 1983 | QB Dan Marino, SN |
| 1986 | LB John Offerdahl, Old Spice NFL, PFW (NFL Defensive, co-winner) |
| 1987 | RB Troy Stradford, AP, NFL Films (Offensive), PFW (NFL Offensive) |
| 1990 | T Richmond Webb, UPI (AFC), PFW, SN |
| 1992 | DE Marco Coleman, FN (NFL Defensive) |
| 1994 | DT Tim Bowens, AP (NFL Defensive), PFW (NFL Defensive) |
| 1996 | LB Zach Thomas, Mackey Award (AFC Defensive) |
| 1997 | LB Derrick Rodgers, Sports Illustrated (NFL Defensive) |
| 2001 | WR Chris Chambers, FN, FD (NFL Offensive) |

## SUPER BOWL MVP

| | |
|---|---|
| 1972 | S Jake Scott (Super Bowl VII) |
| 1973 | FB Larry Csonka (Super Bowl VIII)* |

** All-Time Silver Anniversary Super Bowl Team*

## PRO BOWL MVP

| | |
|---|---|
| 1974 | K Garo Yepremian |
| 2003 | RB Ricky Williams |
| 2011 | WR Brandon Marshall |

## NFL COMEBACK PLAYER OF THE YEAR

| | |
|---|---|
| 1972 | QB Earl Morrall |
| 1979 | FB Larry Csonka |
| 1994 | QB Dan Marino |
| 2008 | QB Chad Pennington |

## NFL ALUMNI ASSOCIATION AWARDS

| | |
|---|---|
| 1984 | Dan Marino, NFL Quarterback of the Year |
| 1985 | Dan Marino, NFL Quarterback of the Year |
| | Dwight Stephenson, NFL Offensive Lineman of the Year |
| 1986 | Dan Marino, NFL Quarterback of the Year |
| 1998 | Zach Thomas, NFL Linebacker of the Year |
| 1999 | Sam Madison, NFL Defensive Back of the Year |
| | Olindo Mare, NFL Special Teams Player of the Year |
| 2002 | Patrick Surtain, NFL Defensive Back of the Year |
| | Jason Taylor, NFL Pass Rusher of the Year |
| 2005 | Jason Taylor, NFL Defensive Lineman of the Year |
| 2006 | Jason Taylor, NFL Defensive Lineman of the Year |
| | Zach Thomas, NFL Linebacker of the Year |
| 2008 | Tony Sparano, NFL Coach of the Year |

## NFL PLAYERS ASSOCIATION AWARDS

| | |
|---|---|
| 1970 | Larry Little, AFC Offensive Lineman of the Year |
| 1971 | Bob Griese, AFC Quarterback of the Year |
| | Larry Little, AFC Offensive Lineman of the Year |
| | Mercury Morris, AFC Kick Returner of the Year |
| | Garo Yepremian, AFC Kicker of the Year |
| 1972 | Larry Little, AFC Offensive Lineman of the Year |
| | Earl Morrall, AFC Quarterback of the Year |
| 1977 | A.J. Duhe, AFC Defensive Rookie of the Year |
| | Leroy Harris, AFC Offensive Rookie of the Year |
| 1983 | Doug Betters, AFC Defensive Lineman of the Year |
| | Dwight Stephenson, AFC Offensive Lineman of the Year |
| 1984 | Dan Marino, AFC Most Valuable Player |
| | Dwight Stephenson, AFC Offensive Lineman of the Year |
| 1985 | Dwight Stephenson, AFC Offensive Lineman of the Year |
| 1986 | Dan Marino, AFC Most Valuable Player |
| | Dwight Stephenson, AFC Offensive Lineman of the Year |
| 1987 | Dwight Stephenson, AFC Offensive Lineman of the Year |
| | Troy Stradford, AFC Offensive Rookie of the Year |
| 1992 | Richmond Webb, AFC Offensive Lineman of the Year |
| | Marco Coleman, AFC Defensive Rookie of the Year |
| 1993 | Richmond Webb, AFC Co-Offensive Lineman of the Year |
| 1994 | Dan Marino, AFC Most Valuable Player; AFC Comeback Player of the Year |
| | Richmond Webb, AFC Offensive Lineman of the Year |
| 1996 | Zach Thomas, AFC Defensive Rookie of the Year |

## DOLPHINS IN THE FLORIDA SPORTS HALL OF FAME

| |
|---|
| 1972 Miami Dolphins, 1972 |
| S Dick Anderson, 1968-77 |
| LB Nick Buoniconti, 1969-76 |
| RB Rick Casares, 1966 |
| FB Larry Csonka, 1968-74, 1979 |
| QB Bob Griese, 1967-80 |
| Chairman of the Board and Managing General Partner Wayne Huizenga, 1990-06 |
| Head Coach Jimmy Johnson, 1996-99 |
| QB Bernie Kosar, 1994-96 |
| G Larry Little, 1969-80 |
| QB Dan Marino, 1983-99 |
| QB George Mira, 1971 |
| WR Nat Moore, 1974-86 |
| QB Earl Morrall, 1972-76 |
| Founder Joe Robbie, 1966-89 |
| Coach Howard Schnellenberger, 1970-72, 1975-79 |
| Head Coach Don Shula, 1970-95 |
| WR Freddie Solomon, 1975-77 |
| LB Zach Thomas, 1996-2007 |
| WR Paul Warfield, 1970-74 |
| K Garo Yepremian, 1970-78 |

## COLLEGE ALL-STAR GAME, CHICAGO

| | |
|---|---|
| 1966 | LB Frank Emanuel, Tennessee |
| 1967 | WR Jack Clancy, Michigan; QB Bob Griese, Purdue; T Jim Riley, Oklahoma |
| 1968 | TE Jim Cox, Miami (Fla.); RB Larry Csonka, Syracuse (MVP); RB Jim Kiick, Wyoming |
| 1969 | DT Bob Heinz, Pacific; DE Bill Stanfill, Georgia |
| 1970 | none selected |
| 1971 | CB Ron Dickerson, Kansas State |
| 1972 | DT Mike Kadish, Notre Dame |
| 1973 | Dolphins 14, All-Stars 3 |
| 1974 | DE Don Reese, Jackson State; RB Benny Malone, Arizona State; CB Jeris White, Hawaii; Game cancelled during players' strike |
| 1975 | T Darryl Carlton, Tampa; QB/WR Freddie Solomon, Tampa; RB Stan Winfrey, Arkansas State |
| 1976 | LB Kim Bokamper, San Jose State; LB Larry Gordon, Arizona State; WR Duriel Harris, New Mexico State |

## THIRD DOWN AWARD

| | |
|---|---|
| 1966 | S Willie West |
| 1967 | C Tom Goode |
| 1968 | QB Bob Griese |
| 1969 | LB Nick Buoniconti |
| 1970 | WR Paul Warfield |
| 1971 | FB Larry Csonka |
| 1972 | FB Larry Csonka |

## THIRD DOWN AWARD

1973 LB Nick Buoniconti
1974 QB Bob Griese
1975 QB Bob Griese
1976 WR Nat Moore
1977 WR Nat Moore
1978 RB Delvin Williams
1979 DE Vern Den Herder

*(Discontinued in 1980)*

## NFL'S UNSUNG PLAYER AWARD

1973 DE Manny Fernandez

## NFL PLAY OF THE YEAR AWARD

2018 The Miami Miracle (Week 14 vs. New England)

## DOLPHINS HONOR ROLL

| | |
|---|---|
| Sept. 16, 1990 | Founder Joe Robbie (1966-89) |
| Nov. 19, 1990 | FB Larry Csonka (1968-74, 1979), QB Bob Griese (1967-80), C Jim Langer (1970-79) and WR Paul Warfield (1970-74) |
| Nov. 18, 1991 | LB Nick Buoniconti (1969-76) |
| Nov. 16, 1992 | 1972 Undefeated Team |
| Dec. 13, 1993 | G Larry Little (1969-80) |
| Dec. 12, 1994 | C Dwight Stephenson (1980-87) |
| Dec. 11, 1995 | G Bob Kuechenberg (1970-84) |
| Nov. 25, 1996 | Head Coach Don Shula (1970-95) |
| Dec. 5, 1999 | WR Nat Moore (1974-86) |
| Sept. 17, 2000 | QB Dan Marino (1983-99) |
| Dec. 15, 2003 | WR Mark Clayton (1983-92) and Mark Duper (1982-92) |
| Dec. 3, 2006 | S Dick Anderson (1968-77) |
| Dec. 25, 2006 | T Richmond Webb (1990-2000) |
| Dec. 14, 2008 | DT Bob Baumhower (1977-86) and DE Doug Betters (1978-87) |
| Nov. 18, 2010 | S Jake Scott (1970-75) and DE Bill Stanfill (1969-76) |
| Dec. 4, 2011 | TE Jim Mandich (1970-77) |
| Oct. 14, 2012 | DE/LB Jason Taylor |
| Dec. 14, 2012 | Defensive Coordinator Bill Arnsparger (1969-74, 1976-83) |
| Oct. 31, 2013 | LB John Offerdahl (1986-93) |
| Dec. 21, 2014 | DT Manny Fernandez (1968-1975) |

## DOLPHINS WALK OF FAME

| | |
|---|---|
| Dec. 4, 2011 | LB Nick Buoniconti (1969-76), FB Larry Csonka (1968-74, 1979), QB Bob Griese (1967-80), C Jim Langer (1970-79), G Larry Little (1969-80), QB Dan Marino (1983-99), Founder Joe Robbie (1966-89), Head Coach Don Shula (1970-95), C Dwight Stephenson (1980-87) and WR Paul Warfield (1970-74). |
| Dec. 16, 2012 | DT Tim Bowens (1994-2004), LB A.J. Duhe (1977-84), DT Manny Fernandez (1968-75), WR Nat Moore (1974-86), QB Earl Morrall (1972-76), QB Don Strock (1974-87). |
| Dec. 29, 2013 | DE/LB Kim Bokamper (1977-85), WR O.J. McDuffie (1993-2001), RB Mercury Morris (1969-75), G Keith Sims (1990-97). |
| Sept. 21, 2014 | DE Jeff Cross (1988-96), CB Sam Madison (1997-2005), RB Tony Nathan (1979-87), G Ed Newman (1973-84). |

## DOLPHINS WALK OF FAME

| | |
|---|---|
| Dec. 2, 2018 | S Dick Anderson (1968-77), WR Mark Clayton (1983-92), WR Mark Duper (1982-92), T Jon Giesler (1979-88), LB John Offerdahl (1986-93), DE/LB Jason Taylor (1997-07, 2009, 2011) |

## 50TH SEASON ALL-TIME TEAM

S Dick Anderson (1968-77)
NT Bob Baumhower (1977-86)
DE Doug Betters (1978-87)
S Glenn Blackwood (1979-87)
DE Kim Bokamper (1977-85)
DT Tim Bowens (1994-2004)
LB Bob Brudzinski (1981-89)
LB Nick Buoniconti (1969-76)
WR Mark Clayton (1983-92)
LB Bryan Cox (1991-95)
FB Larry Csonka (1968-74, 1979)
DE Vern Den Herder (1971-82)
LB A.J. Duhe (1977-84)
WR Mark Duper (1982-92)
T Norm Evans (1966-75)
DT Manny Fernandez (1968-75)
QB Bob Griese (1967-80)
CB Brent Grimes (2013-15)
TE Bruce Hardy (1978-89)
TE Keith Jackson (1992-94)
ST Jim Jensen (1981-92)
RB Jim Kiick (1968-74)
G Bob Kuechenberg (1970-84)
C Jim Langer (1970-79)
G Larry Little (1969-80)
CB Sam Madison (1997-2005)
TE Jim Mandich (1970-77)
QB Dan Marino (1983-99)
WR O.J. McDuffie (1993-2001)
WR Nat Moore (1974-86)
QB Earl Morrall (1972-76)
RB Mercury Morris (1969-75)
RB Tony Nathan (1979-87)
G Ed Newman (1973-84)
LB John Offerdahl (1986-93)
S Louis Oliver (1989-93, 1995-96)
C Mike Pouncey (2011-17)
P Reggie Roby (1983-92)
S Jake Scott (1970-75)
G Keith Sims (1990-97)
DE Bill Stanfill (1969-76)
C Dwight Stephenson (1980-87)
CB Patrick Surtain (1998-04)
DE Jason Taylor (1997-07, 2009, 2011)
LB Zach Thomas (1996-2007)
DE Cameron Wake (2009-17)
WR Paul Warfield (1970-74)
T Richmond Webb (1990-2000)
RB Ricky Williams (2002-03, 05, 07-10)
K Garo Yepremian (1970-78)

*(Greatest Game - Miami 38 vs. Chicago 24 on Dec. 2, 1985)*

## SILVER ANNIVERSARY TEAM

QB Bob Griese (1967-80)
RB Mercury Morris (1969-75)
FB Larry Csonka (1968-74, 1979)
WR Paul Warfield (1970-74)
WR Mark Clayton (1983-92)
TE Bruce Hardy (1978-89)
G Bob Kuechenberg (1970-84)
G Larry Little (1969-80)
T Norm Evans (1966-75)
T Jon Giesler (1979-88)

## SILVER ANNIVERSARY TEAM

| | |
|---|---|
| C | Dwight Stephenson (1980-87) |
| K | Garo Yepremian (1970-78) |
| DE | Vern Den Herder (1971-82) |
| DE | Doug Betters (1978-87) |
| NT | Manny Fernandez (1968-75) |
| LB | Bob Brudzinski (1981-89) |
| LB | Larry Gordon (1976-82) |
| LB | John Offerdahl (1986-93) |
| LB | Nick Buoniconti (1969-76) |
| CB | Tim Foley (1970-80) |
| CB | Don McNeal (1980-89) |
| S | Dick Anderson (1968-77) |
| S | Jake Scott (1970-75) |
| P | Reggie Roby (1983-92) |

*(Greatest Game - San Diego 41 at Miami 38 (OT) on Jan. 2, 1982)*

## SPORTS ILLUSTRATED SPORTSMAN OF THE YEAR

1993 Head Coach Don Shula

## PFWA GEORGE HALAS AWARD

2002 RB Robert Edwards

## PFWA "GOOD GUY" AWARD

| | |
|---|---|
| 2001 | LB Zach Thomas |
| 2002 | T/G Mark Dixon |
| 2003 | DT Larry Chester |
| 2004 | DE David Bowens |
| 2005 | DT Vonnie Holliday/RB Ricky Williams |
| 2006 | DE Kevin Carter |
| 2007 | CB André Goodman |
| 2008 | DE Vonnie Holliday |
| 2009 | WR Greg Camarillo |
| 2010 | RB Ronnie Brown |
| 2011 | S Yeremiah Bell |
| 2012 | RB Reggie Bush/G Richie Incognito |
| 2013 | WR Mike Wallace |
| 2014 | DT Jared Odrick |
| 2015 | C Mike Pouncey |
| 2016 | S Michael Thomas |
| 2017 | G/T Jermon Bushrod |
| 2018 | S T.J. McDonald |

# DOLPHINS ANNUAL PERFORMANCE AWARDS

## DAN MARINO MOST VALUABLE PLAYER

| | |
|---|---|
| 1966 | RB Joe Auer |
| 1967 | QB Bob Griese |
| 1968 | QB Bob Griese |
| 1969 | LB Nick Buoniconti |
| 1970 | QB Bob Griese, WR Paul Warfield |
| 1971 | QB Bob Griese |
| 1972 | QB Earl Morrall |
| 1973 | FB Larry Csonka |
| 1974 | QB Bob Griese |
| 1975 | C Jim Langer |
| 1976 | LB Steve Towle |
| 1977 | QB Bob Griese |
| 1978 | RB Delvin Williams |
| 1979 | FB Larry Csonka |
| 1980 | QB David Woodley |
| 1981 | RB Tony Nathan |
| 1982 | FB Andra Franklin |
| 1983 | QB Dan Marino |
| 1984 | QB Dan Marino |
| 1985 | QB Dan Marino |
| 1986 | QB Dan Marino |
| 1987 | QB Dan Marino |
| 1988 | QB Dan Marino |
| 1989 | QB Dan Marino |
| 1990 | QB Dan Marino |
| 1991 | QB Dan Marino |
| 1992 | QB Dan Marino |
| 1993 | FB Keith Byars |
| 1994 | QB Dan Marino |
| 1995 | QB Dan Marino |
| 1996 | LB Zach Thomas |
| 1997 | WR O.J. McDuffie |
| 1998 | WR O.J. McDuffie |
| 1999 | CB Sam Madison |
| 2000 | DE Jason Taylor |
| 2001 | LB Zach Thomas |
| 2002 | DE Jason Taylor, RB Ricky Williams |
| 2003 | DE Adewale Ogunleye |
| 2004 | DE Jason Taylor |
| 2005 | WR Chris Chambers |
| 2006 | DE Jason Taylor |
| 2007 | Vacant |
| 2008 | QB Chad Pennington, LB Joey Porter |

## DAN MARINO MOST VALUABLE PLAYER

| | |
|---|---|
| 2009 | RB Ricky Williams |
| 2010 | Vacant |
| 2011 | QB Matt Moore |
| 2012 | DE Cameron Wake |
| 2013 | CB Brent Grimes |
| 2014 | QB Ryan Tannehill |
| 2015 | S Reshad Jones, WR Jarvis Landry |
| 2016 | RB Jay Ajayi |
| 2017 | DT Ndamukong Suh |
| 2018 | CB Xavien Howard |

## NEWCOMER OF THE YEAR

*(1996-2003)*

| | |
|---|---|
| 1996 | LB Zach Thomas |
| 1997 | DE Jason Taylor |
| 1998 | LB Robert Jones |
| 1999 | WR Tony Martin |
| 2000 | RB Lamar Smith |
| 2001 | WR Chris Chambers |
| 2002 | RB Ricky Williams |
| 2003 | T Wade Smith |

## OUTSTANDING OFFENSIVE BACK

*(1966-95)*

| | |
|---|---|
| 1966 | RB Joe Auer |
| 1967 | QB Bob Griese |
| 1968 | WR Karl Noonan |
| 1969 | RB Jim Kiick |
| 1970 | FB Larry Csonka, RB Jim Kiick |
| 1971 | FB Larry Csonka |
| 1972 | FB Larry Csonka |
| 1973 | FB Larry Csonka |
| 1974 | FB Larry Csonka |
| 1975 | FB Don Nottingham, FB Norm Bulaich |
| 1976 | QB Bob Griese |
| 1977 | QB Bob Griese |
| 1978 | RB Delvin Williams |
| 1979 | FB Larry Csonka |
| 1980 | QB David Woodley |
| 1981 | RB Tony Nathan |
| 1982 | FB Andra Franklin |
| 1983 | QB Dan Marino |

## OUTSTANDING OFFENSIVE BACK

| | |
|---|---|
| 1984 | QB Dan Marino |
| 1985 | QB Dan Marino |
| 1986 | QB Dan Marino |
| 1987 | QB Dan Marino |
| 1988 | QB Dan Marino |
| 1989 | QB Dan Marino |
| 1990 | QB Dan Marino |
| 1991 | RB Mark Higgs |
| 1992 | QB Dan Marino |
| 1993 | FB Keith Byars |
| 1994 | QB Dan Marino |
| 1995 | RB Bernie Parmalee |

## OUTSTANDING RECEIVER

*(1971-95)*

| | |
|---|---|
| 1971 | Paul Warfield |
| 1972 | Paul Warfield |
| 1973 | Paul Warfield |
| 1974 | Nat Moore |
| 1975 | Nat Moore |
| 1976 | Nat Moore |
| 1977 | Nat Moore |
| 1978 | Nat Moore |
| 1979 | Nat Moore |
| 1980 | Duriel Harris |
| 1981 | Duriel Harris |
| 1982 | Duriel Harris |
| 1983 | Mark Duper |
| 1984 | Mark Clayton |
| 1985 | Mark Clayton |
| 1986 | Mark Duper |
| 1987 | Mark Clayton |
| 1988 | Mark Clayton |
| 1989 | Mark Clayton |
| 1990 | Mark Duper |
| 1991 | Mark Clayton |
| 1992 | Keith Jackson (TE) |
| 1993 | Irving Fryar |
| 1994 | Irving Fryar |
| 1995 | O.J. McDuffie |

## OUTSTANDING OFFENSIVE LINEMAN

*(1966-95)*

| | |
|---|---|
| 1966 | C Tom Goode |
| 1967 | T Norm Evans |
| 1968 | T Norm Evans |
| 1969 | C Tom Goode |
| 1970 | G Larry Little |
| 1971 | G Larry Little |
| 1972 | G Larry Little |
| 1973 | C Jim Langer |
| 1974 | C Jim Langer |
| 1975 | C Jim Langer |
| 1976 | C Jim Langer |
| 1977 | C Jim Langer |
| 1978 | G Bob Kuechenberg |
| 1979 | G Bob Kuechenberg |
| 1980 | G Ed Newman |
| 1981 | G Ed Newman |
| 1982 | C Dwight Stephenson |
| 1983 | C Dwight Stephenson |
| 1984 | C Dwight Stephenson |
| 1985 | C Dwight Stephenson |
| 1986 | C Dwight Stephenson |
| 1987 | C Dwight Stephenson |
| 1988 | T Ronnie Lee |
| 1989 | T Jeff Dellenbach |
| 1990 | T Richmond Webb |
| 1991 | T Richmond Webb |
| 1992 | T Richmond Webb |

## OUTSTANDING OFFENSIVE LINEMAN

| | |
|---|---|
| 1993 | T Richmond Webb |
| 1994 | T Richmond Webb |
| 1995 | T Richmond Webb |

## OUTSTANDING DEFENSIVE BACK

*(1966-95)*

| | |
|---|---|
| 1966 | S Willie West |
| 1967 | CB Jimmy Warren |
| 1968 | CB Jimmy Warren |
| 1969 | to linebacker |
| 1970 | to linebacker |
| 1971 | S Jake Scott |
| 1972 | S Dick Anderson |
| 1973 | S Dick Anderson |
| 1974 | CB Curtis Johnson |
| 1975 | CB Curtis Johnson |
| 1976 | S Charlie Babb |
| 1977 | S Tim Foley |
| 1978 | S Tim Foley |
| 1979 | S Tim Foley |
| 1980 | CB Don McNeal |
| 1981 | S Glenn Blackwood |
| 1982 | CB Don McNeal |
| 1983 | CB William Judson |
| 1984 | CB William Judson |
| 1985 | CB William Judson |
| 1986 | CB William Judson |
| 1987 | CB Paul Lankford |
| 1988 | S Jarvis Williams |
| 1989 | S Jarvis Williams |
| 1990 | S Jarvis Williams |
| 1991 | S Louis Oliver |
| 1992 | S Louis Oliver |
| 1993 | CB Troy Vincent |
| 1994 | CB Troy Vincent |
| 1995 | CB Troy Vincent |

## OUTSTANDING LINEBACKER

*(1969-95)*

| | |
|---|---|
| 1969 | Ed Weisacosky |
| 1970 | Nick Buoniconti |
| 1971 | Nick Buoniconti |
| 1972 | Nick Buoniconti |
| 1973 | Nick Buoniconti |
| 1974 | Nick Buoniconti |
| 1975 | Bob Matheson |
| 1976 | Steve Towle |
| 1977 | Steve Towle |
| 1978 | Larry Gordon |
| 1979 | Larry Gordon |
| 1980 | Kim Bokamper |
| 1981 | Earnie Rhone |
| 1982 | A.J. Duhe |
| 1983 | Bob Brudzinski |
| 1984 | Bob Brudzinski |
| 1985 | Hugh Green |
| 1986 | John Offerdahl |
| 1987 | John Offerdahl |
| 1988 | John Offerdahl |
| 1989 | Barry Krauss |
| 1990 | John Offerdahl |
| 1991 | Bryan Cox |
| 1992 | Bryan Cox |
| 1993 | Bryan Cox |
| 1994 | Bryan Cox |
| 1995 | Bryan Cox |

## OUTSTANDING DEFENSIVE LINEMAN

*(1966-95)*

| | |
|---|---|
| 1966 | DE Ed Cooke |
| 1967 | DT Ray Jacobs |
| 1968 | DT Manny Fernandez |
| 1969 | DT Manny Fernandez |
| 1970 | DT Manny Fernandez |
| 1971 | DT Manny Fernandez |
| 1972 | DT Manny Fernandez |
| 1973 | DT Manny Fernandez |
| 1974 | DE Vern Den Herder |
| 1975 | DE Vern Den Herder |
| 1976 | DE Vern Den Herder |
| 1977 | DE A.J.Duhe, DT Bob Baumhower |
| 1978 | DE Vern Den Herder |
| 1979 | DE Vern Den Herder |
| 1980 | DT Bob Baumhower |
| 1981 | DT Bob Baumhower |
| 1982 | DT Bob Baumhower |
| 1983 | DE Doug Betters |
| 1984 | DE Doug Betters |
| 1985 | DT Mike Charles |
| 1986 | DE T.J. Turner |
| 1987 | DE John Bosa |
| 1988 | DT Brian Sochia |
| 1989 | DE Jeff Cross |
| 1990 | DE Jeff Cross |
| 1991 | DE Jeff Cross |
| 1992 | DE Marco Coleman |
| 1993 | DE Jeff Cross |
| 1994 | DT Tim Bowens |
| 1995 | DE Marco Coleman |

## ROOKIE OF THE YEAR

*(1966-95)*

| | |
|---|---|
| 1966 | LB Frank Emanuel |
| 1967 | WR Jack Clancy |
| 1968 | RB Jim Kiick |
| 1969 | DE Bill Stanfill |
| 1970 | S Jake Scott |
| 1971 | none |
| 1972 | none |
| 1973 | none |
| 1974 | WR Nat Moore |
| 1975 | LB Steve Towle |
| 1976 | WR Duriel Harris |
| 1977 | CB Norris Thomas |
| 1978 | CB Gerald Small |
| 1979 | K Uwe von Schamann |
| 1980 | QB David Woodley |
| 1981 | FB Andra Franklin |
| 1982 | LB Charles Bowser |
| 1983 | QB Dan Marino |
| 1984 | LB Jay Brophy |
| 1985 | K Fuad Reveiz |
| 1986 | LB John Offerdahl |
| 1987 | RB Troy Stradford |
| 1988 | S Jarvis Williams |
| 1989 | S Louis Oliver |
| 1990 | T Richmond Webb |
| 1991 | LB Bryan Cox |
| 1992 | DE Marco Coleman |
| 1993 | RB Terry Kirby |
| 1994 | DT Tim Bowens |
| 1995 | T Billy Milner |

## OUTSTANDING SPECIAL TEAMS PLAYER

*(1972-95)*

| | |
|---|---|
| 1972 | CB Lloyd Mumphord |
| 1973 | LB Bruce Bannon |
| 1974 | FB Don Nottingham |
| 1975 | S Barry Hill |
| 1976 | KR Freddie Solomon |
| 1977 | G Ed Newman |
| 1978 | CB Charles Cornelius, P George |
| 1979 | RB Tony Nathan |
| 1980 | S Don Bessillieu |
| 1981 | RB Tom Vigorito |
| 1982 | K Uwe von Schamann |
| 1983 | CB Robert Sowell |
| 1984 | P Reggie Roby |
| 1985 | TE Bruce Hardy |
| 1986 | CB Reyna Thompson |
| 1987 | S Liffort Hobley |
| 1988 | WR/RB Jim Jensen |
| 1989 | K Pete Stoyanovich |
| 1990 | CB Kerry Glenn |
| 1991 | P Reggie Roby, K Pete Stoyanovich |
| 1992 | K Pete Stoyanovich |
| 1993 | WR O.J. McDuffie |
| 1994 | CB Sean Hill |
| 1995 | CB Sean Hill |

## TOMMY FITZGERALD AWARD

*(outstanding rookie in training camp, 1969-94)*

| | |
|---|---|
| 1969 | CB Lloyd Mumphord |
| 1970 | LB Mike Kolen |
| 1971 | WR Otto Stowe |
| 1972 | S Charlie Babb |
| 1973 | WR Bo Rather |
| 1974 | WR Nat Moore |
| 1975 | S Barry Hill |
| 1976 | LB Larry Gordon |
| 1977 | DE A.J. Duhe, DT Bob Baumhower |
| 1978 | CB Gerald Small |
| 1979 | K Uwe von Schamann |
| 1980 | CB Don McNeal |
| 1981 | RB Tom Vigorito |
| 1982 | LB Charles Bowser |
| 1983 | QB Dan Marino |
| 1984 | RB Joe Carter |
| 1985 | RB Lorenzo Hampton |
| 1986 | LB John Offerdahl |
| 1987 | RB Troy Stradford |
| 1988 | S Jarvis Williams |
| 1989 | C Jeff Uhlenhake |
| 1990 | T Richmond Webb |
| 1991 | LB Bryan Cox |
| 1992 | DE Marco Coleman |
| 1993 | RB Terry Kirby |
| 1994 | DT Tim Bowens |

# PLAYERS OF THE WEEK AND MONTH

## 1984

**PLAYER OF THE WEEK (4):**

QB Dan Marino (Week 1 at Washington) – Offense
QB Dan Marino (Week 5 at St. Louis) – Offense
QB Dan Marino (Week 14 vs. L.A. Raiders) – Offense
WR Mark Clayton (Week 16 vs. Dallas) – Offense

## 1985

**PLAYER OF THE WEEK (3):**

QB Dan Marino (Week 4 at Denver) – Offense
QB Dan Marino (Week 14 at Green Bay) – Offense
S Glenn Blackwood (Week 15 vs. Buffalo) – Defense

## 1986

**PLAYER OF THE WEEK (2):**

LB John Offerdahl (Week 8 at Indianapolis) – Defense
QB Dan Marino (Week 15 at L.A. Rams) – Offense

**PLAYER OF THE MONTH (1):**

QB Dan Marino (November) – Offense

## 1987

**PLAYER OF THE WEEK (2):**

RB Troy Stradford (Week 11 at Dallas) – Offense
WR Mark Duper (Week 15 vs. Washington) – Offense

## 1988

**PLAYER OF THE WEEK (3):**

LB Mark Brown (Week 5 vs. Minnesota) – Defense
QB Dan Marino (Week 7 vs. San Diego) – Offense
QB Dan Marino (Week 15 vs. Cleveland) – Offense

**PLAYER OF THE MONTH (1):**

QB Dan Marino (October) – Offense

## 1989

**PLAYER OF THE WEEK (3):**

QB Dan Marino (Week 2 at New England) – Offense
S Louis Oliver (Week 5 vs. Cleveland) – Defense
QB Dan Marino (Week 10 at N.Y. Jets) – Offense

## 1990

**PLAYER OF THE WEEK (3):**

RB Sammie Smith (Week 1 at New England) – Offense
QB Dan Marino (Week 14 vs. Philadelphia) – Offense
QB Dan Marino (AFC First-Round Playoff Game vs. Kansas City) – Offense (NFL)

**PLAYER OF THE MONTH (1):**

LB John Offerdahl & DE Jeff Cross (October) – Defense

## 1991

**PLAYER OF THE WEEK (1):**

QB Dan Marino (Week 15 vs. Cincinnati) – Offense

## 1992

**PLAYER OF THE WEEK (3):**

LB Bryan Cox (Week 4 at Seattle) – Defense
S Louis Oliver (Week 5 at Buffalo) – Defense
CB Troy Vincent (AFC Divisional Playoff Game vs. San Diego) – Defense (NFL)

**PLAYER OF THE MONTH (1):**

LB Bryan Cox (September) – Defense

## 1993

**PLAYER OF THE WEEK (4):**

QB Dan Marino (Week 4 at Buffalo) – Offense
QB Scott Mitchell (Week 6 at Cleveland) – Offense
QB Scott Mitchell (Week 9 vs. Kansas City) – Offense
P Dale Hatcher (Week 12 vs. New England) – Special Teams

**PLAYER OF THE MONTH (1):**

QB Scott Mitchell (October) – Offense

## 1994

**PLAYER OF THE WEEK (5):**

QB Dan Marino (Week 1 vs. New England) – Offense
K Pete Stoyanovich (Week 9 at New England) – Special Teams
WR Mark Ingram (Week 13 at N.Y. Jets) – Offense
RB Bernie Parmalee (Week 15 vs. Kansas City) – Offense
QB Dan Marino (AFC First-Round Playoff Game vs. Kansas City) – Offense (NFL)

## 1995

**PLAYER OF THE WEEK (2):**

QB Dan Marino (Week 14 vs. Atlanta) – Offense
CB Terrell Buckley (Week 17 at St. Louis) – Defense

## 1996

**PLAYER OF THE WEEK (2):**

RB Karim Abdul-Jabbar (Week 1 vs. New England) – Offense
K Joe Nedney (Week 16 vs. Buffalo) – Special Teams

**PLAYER OF THE MONTH (1):**

LB Zach Thomas (October) – Defense

## 1997

**PLAYER OF THE WEEK (3):**

S Shawn Wooden (Week 1 vs. Indianapolis) – Defense
LB Derrick Rodgers (Week 7 at N.Y. Jets) – Defense
CB Terrell Buckley (Week 15 vs. Detroit) – Defense

## 1998

**PLAYER OF THE WEEK (2):**

LB Robert Jones (Week 11 at Carolina) – Defense
QB Dan Marino (Week 16 vs. Denver) – Offense

**PLAYER OF THE MONTH (2):**

LB Zach Thomas (September) – Defense
LB Robert Jones (December) – Defense

## 1999

**PLAYER OF THE WEEK (9):**

QB Dan Marino (Week 1 at Denver) – Offense
CB Sam Madison (Week 2 vs. Arizona) – Defense
QB Dan Marino (Week 5 at Indianapolis) – Offense
CB Sam Madison (Week 6 at New England) – Defense
K Olindo Mare (Week 6 at New England) – Special Teams
PR Nate Jacquet (Week 8 at Oakland) – Special Teams
CB Sam Madison (Week 9 vs. Tennessee) – Defense
K Olindo Mare (Week 15 vs. San Diego) – Special Teams
DE Trace Armstrong (AFC First-Round Playoff Game vs. Seattle) – Defense (NFL)

**PLAYER OF THE MONTH (1):**

K Olindo Mare (October) – Special Teams

## 2000

**PLAYER OF THE WEEK (4):**

RB Lamar Smith (Week 1 vs. Seattle) – Offense
S Brian Walker (Week 11 at San Diego) – Defense
RB Lamar Smith (AFC First-Round Playoff Game vs. Indianapolis) – Offense (NFL)
P Matt Turk (AFC First-Round Playoff Game vs. Indianapolis) – Special Teams (NFL)

**PLAYER OF THE MONTH (1):**

T Todd Wade (October) – Offense

## 2001

**PLAYER OF THE WEEK (5):**

LB Zach Thomas (Week 1 at Tennessee) – Defense
P Matt Turk (Week 4 vs. New England) – Special Teams
P Matt Turk (Week 12 vs. Denver) – Special Teams
S Brock Marion (Week 13 vs. Indianapolis) – Defense
LB Zach Thomas (Week 16 vs. Atlanta) – Defense

**PLAYER OF THE MONTH (1):**

S Brock Marion (December) – Defense

**ROOKIE OF THE MONTH (1):**

WR Chris Chambers (November) – Offense

## 2002

**PLAYER OF THE WEEK (5):**

DE Jason Taylor (Week 6 at Denver) – Defense
DE Adewale Ogunleye (Week 11 vs. Baltimore) – Defense
RB Ricky Williams (Week 12 vs. San Diego) – Offense
RB Ricky Williams (Week 14 vs. Chicago) – Offense
DE Jason Taylor (Week 15 vs. Oakland) – Defense

**PLAYER OF THE MONTH (2):**

DE Jason Taylor (October) – Defense
DE Jason Taylor (November) – Defense

## 2003

**PLAYER OF THE WEEK (3):**

DE Adewale Ogunleye (Week 3 vs. Buffalo) – Defense
DE Jason Taylor (Week 12 vs. Washington) – Defense
QB Jay Fiedler (Week 13 at Dallas) – Offense

**PLAYER OF THE MONTH (1):**

CB Patrick Surtain (October) – Defense

## 2004

**PLAYER OF THE WEEK (2):**

Wes Welker (Week 5 at New England) – Special Teams
DE Jason Taylor (Week 12 at San Francisco) – Defense

## 2005

**PLAYER OF THE WEEK (2):**

S Lance Schulters (Week 3 vs. Carolina) – Defense
DE Jason Taylor (Week 12 at Oakland) – Defense
WR Chris Chambers (Week 13 vs. Buffalo) – Offense
LB Zach Thomas (Week 14 at San Diego) – Defense

## 2006

**PLAYER OF THE WEEK (2):**

DE Jason Taylor (Week 9 at Chicago) – Defense
DE Jason Taylor (Week 11 vs. Minnesota) – Defense

**PLAYER OF THE MONTH (1):**

DE Jason Taylor (November) – Defense

## 2007

**PLAYER OF THE WEEK (1):**

QB Cleo Lemon (Week 15 vs. Baltimore) – Offense

## 2008

**PLAYER OF THE WEEK (3):**

RB Ronnie Brown (Week 3 at New England) – Offense
QB Chad Pennington (Week 8 vs. Buffalo) – Offense
K Dan Carpenter (Week 14 vs. Buffalo at Toronto) – Special Teams

**PLAYER OF THE MONTH (2):**

LB Joey Porter (October) – Defense
K Dan Carpenter (November) – Special Teams

## 2009

**PLAYER OF THE WEEK (3):**

KR Ted Ginn, Jr. (Week 7 at N.Y. Jets) – Special Teams
RB Ricky Williams (Week 11 at Carolina) – Offense
K Dan Carpenter (Week 13 vs. New England) – Special Teams

**PLAYER OF THE MONTH (1):**

KR Ted Ginn, Jr. (November) – Special Teams

## 2010

**PLAYER OF THE WEEK (2):**

K Dan Carpenter (Week 6 at Green Bay) – Special Teams
K Dan Carpenter (Week 8 at Cincinnati) – Special Teams

**PLAYER OF THE MONTH (1):**

K Dan Carpenter (October) – Special Teams

## 2011

**PLAYER OF THE WEEK (2):**

QB Matt Moore (Week 9 at Kansas City) – Offense
RB Reggie Bush (Week 15 at Buffalo) – Offense

## 2012

**PLAYER OF THE WEEK (3):**

RB Reggie Bush (Week 2 vs. Oakland) – Offense
DT Randy Starks (Week 5 at Cincinnati) – Defense
DE Oliver Vernon (Week 8 at N.Y. Jets) – Special Teams

**PLAYER OF THE MONTH (1):**

DE Cameron Wake (October) – Defense

## 2013

**PLAYER OF THE WEEK (3):**

DE Cameron Wake (Week 9 vs. Cincinnati) – Defense
DE Olivier Vernon (Week 13 at N.Y. Jets) – Defense
S Michael Thomas (Week 15 vs. New England) – Defense

## 2014

**PLAYER OF THE WEEK (2):**

DE Cameron Wake (Week 1 vs. New England) – Defense
S Louis Delmas (Week 8 at Jacksonville) – Defense
CB Brent Grimes (Week 9 vs. San Diego) – Defense

**PLAYER OF THE MONTH (1):**

Ret. Jarvis Landry (October) – Special Teams

## 2015

**PLAYER OF THE WEEK (3):**

Ret. Jarvis Landry (Week 1 at Washington) – Special Teams
DE Cameron Wake (Week 6 at Tennessee) – Defense
QB Ryan Tannehill (Week 7 vs. Houston) – Offense

## 2016

**PLAYER OF THE WEEK (4):**

RB Jay Ajayi (Week 6 vs. Pittsburgh) – Offense
RB Jay Ajayi (Week 7 vs. Buffalo) – Offense
QB Matt Moore (Week 15 at N.Y. Jets) – Offense
RB Jay Ajayi (Week 16 at Buffalo) – Offense

## 2017

**PLAYER OF THE WEEK (2):**

K Cody Parkey (Week 2 at L.A. Chargers) – Special Teams
CB Xavien Howard (Week 14 vs. New England) – Defense

## 2018

**PLAYER OF THE WEEK (4):**

Ret. Jakeem Grant (Week 1 vs. Tennessee) – Special Teams
WR Albert Wilson (Week 6 vs. Chicago) – Offense
P Matt Haack (Week 9 vs. N.Y. Jets) – Special Teams
CB Xavien Howard (Week 13 vs. Buffalo) – Defense

# LEAGUE LEADERS – INDIVIDUAL

### POINTS

| YEAR | PLAYER | TOTAL |
|---|---|---|
| 1971 | Garo Yepremian | 117 |
| 1992 | Pete Stoyanovich | 124 |

### TOTAL TOUCHDOWNS

| YEAR | PLAYER | TOTAL |
|---|---|---|
| 1984 | Mark Clayton (tied, Marcus Allen of L.A. Raiders) | 18 |
| 1997 | Karim Abdul-Jabbar | 16 |

### RUSHING TOUCHDOWNS

| YEAR | PLAYER | TOTAL |
|---|---|---|
| 1972 | Mercury Morris | 12 |
| 1997 | Karim Abdul-Jabbar (tied, Terrell Davis of Denver) | 15 |

### RECEIVING TOUCHDOWNS

| YEAR | PLAYER | TOTAL |
|---|---|---|
| 1971 | Paul Warfield | 11 |
| 1977 | Nat Moore | 12 |
| 1984 | Mark Clayton | 18 |
| 1988 | Mark Clayton | 14 |

### FIELD GOALS

| YEAR | PLAYER | TOTAL |
|---|---|---|
| 1991 | Pete Stoyanovich (tied, Chip Lohmiller of Washington) | 31 |
| 1992 | Pete Stoyanovich (tied, Chip Lohmiller of Washington) | 30 |
| 1999 | Olindo Mare | 39 |

### RUSHING

| YEAR | PLAYER | TOTAL |
|---|---|---|
| 2002 | Ricky Williams | 1,853 |

### QUARTERBACK RATING

| YEAR | PLAYER | TOTAL |
|---|---|---|
| 1977 | Bob Griese | 88.0 |
| 1984 | Dan Marino | 108.9 |

### PASSING YARDS

| YEAR | PLAYER | TOTAL |
|---|---|---|
| 1984 | Dan Marino | 5,084 |
| 1985 | Dan Marino | 4,137 |
| 1986 | Dan Marino | 4,746 |
| 1988 | Dan Marino | 4,434 |
| 1992 | Dan Marino | 4,116 |

### TOUCHDOWN PASSES

| YEAR | PLAYER | TOTAL |
|---|---|---|
| 1977 | Bob Griese | 22 |
| 1984 | Dan Marino | 48 |
| 1985 | Dan Marino | 30 |
| 1986 | Dan Marino | 44 |

### PASS COMPLETIONS

| YEAR | PLAYER | TOTAL |
|---|---|---|
| 1984 | Dan Marino | 362 |
| 1985 | Dan Marino | 336 |
| 1986 | Dan Marino | 378 |
| 1988 | Dan Marino | 354 |
| 1992 | Dan Marino | 330 |

### PASS ATTEMPTS

| YEAR | PLAYER | TOTAL |
|---|---|---|
| 1984 | Dan Marino | 564 |
| 1986 | Dan Marino | 623 |
| 1988 | Dan Marino | 606 |
| 1992 | Dan Marino | 554 |

### COMPLETION PERCENTAGE

| YEAR | PLAYER | TOTAL |
|---|---|---|
| 2008 | Chad Pennington | 67.4 |

### RECEPTIONS

| YEAR | PLAYER | TOTAL |
|---|---|---|
| 1998 | O.J. McDuffie | 90 |
| 2017 | Jarvis Landry | 112 |

### GROSS PUNTING

| YEAR | PLAYER | TOTAL |
|---|---|---|
| 1991 | Reggie Roby | 45.7 |
| 1996 | John Kidd | 46.3 |
| 2012 | Brandon Fields | 50.2 |

### NET PUNTING

| YEAR | PLAYER | TOTAL |
|---|---|---|
| 2005 | Donnie Jones | 39.3 |

### INTERCEPTIONS

| YEAR | PLAYER | TOTAL |
|---|---|---|
| 1967 | Dick Westmoreland | 10 |
| 1973 | Dick Anderson | 8 |
| 1999 | Sam Madison (tied, four others) | 7 |
| 2018 | Xavien Howard (tied, two others) | 7 |

### KICKOFF RETURNS

| YEAR | PLAYER | TOTAL |
|---|---|---|
| 1976 | Duriel Harris | 32.9 |
| 1983 | Fulton Walker | 26.7 |

### SACKS

| YEAR | PLAYER | TOTAL |
|---|---|---|
| 2002 | Jason Taylor | 18.5 |

# LEAGUE LEADERS – TEAM

## MOST POINTS SCORED

| YEAR | TOTAL |
|---|---|
| 1972 | 385 |
| 1984 | 513 |
| 1986 | 430 |

## FEWEST POINTS ALLOWED

| YEAR | TOTAL |
|---|---|
| 1972 | 171 |
| 1973 | 150 |
| 1983 | 250 |
| 1998 | 265 |

## MOST TOTAL YARDS

| YEAR | TOTAL |
|---|---|
| 1972 | 5036 |
| 1984 | 6936* |
| 1994 | 6078 |

## FEWEST TOTAL YARDS ALLOWED

| YEAR | TOTAL |
|---|---|
| 1972 | 2312 |
| 1983 | 3297 |

## MOST RUSHING YARDS

| YEAR | TOTAL |
|---|---|
| 1971 | 2429 |
| 1972 | 2960 |

## MOST PASSING YARDS

| YEAR | TOTAL |
|---|---|
| 1984 | 5018* |
| 1986 | 4779 |
| 1987 | 3876 |
| 1988 | 4516 |
| 1993 | 4353 |

## FEWEST PASSING YARDS ALLOWED

| YEAR | TOTAL |
|---|---|
| 1972 | 1290 |
| 1982 | 1027 |
| 2001 | 2829 |

# RECORDS OF DOLPHINS STARTING QBs

## QUARTERBACK WON-LOSS RECORD (1966-2018)

| PLAYER | YEARS | REGULAR SEASON | PLAYOFFS | TOTAL |
|---|---|---|---|---|
| Dan Marino | 1983-99 | 147-93-0 | 8-10 | 155-103-0 |
| Bob Griese | 1967-80 | 92-56-3 | 6-5 | 98-61-3 |
| Ryan Tannehill | 2012-18 | 42-46-0 | 0-0 | 42-46-0 |
| Jay Fiedler | 2000-04 | 36-23-0 | 1-2 | 37-25-0 |
| David Woodley | 1980-83 | 27-12-1 | 3-2 | 30-14-1 |
| Don Strock | 1974-87 | 14-6-0 | 0-0 | 14-6-0 |
| Earl Morrall | 1972-76 | 11-1-0 | 2-0 | 13-1-0 |
| Chad Henne | 2008-10 | 13-19-0 | 0-0 | 13-19-0 |
| Chad Pennington | 2008-10 | 12-8-0 | 0-1 | 12-9-0 |
| Gus Frerotte | 2005 | 9-6-0 | 0-0 | 9-6-0 |
| Matt Moore | 2011-17 | 8-9-0 | 0-1 | 8-10-0 |
| Jay Cutler | 2017 | 6-8-0 | 0-0 | 6-8-0 |
| Damon Huard | 1997-2000 | 5-1-0 | 0-0 | 5-1-0 |
| Joey Harrington | 2006 | 5-6-0 | 0-0 | 5-6-0 |
| Brian Griese | 2003 | 3-2-0 | 0-0 | 3-2-0 |
| Scott Mitchell | 1990-93 | 3-4-0 | 0-0 | 3-4-0 |
| A.J. Feeley | 2004 | 3-5-0 | 0-0 | 3-5-0 |
| John Stofa | 1966-67, 1969-70 | 2-0-0 | 0-0 | 2-0-0 |
| Steve DeBerg | 1993 | 2-2-0 | 0-0 | 2-2-0 |
| Brock Osweiler | 2018 | 2-3-0 | 0-0 | 2-3-0 |
| Ray Lucas | 2001-02 | 2-4-0 | 0-0 | 2-4-0 |
| George Wilson, Jr. | 1966 | 2-5-0 | 0-0 | 2-5-0 |
| George Mira | 1971 | 1-0-0 | 0-0 | 1-0-0 |
| Craig Erickson | 1996-98 | 1-2-0 | 0-0 | 1-2-0 |
| Kyle Mackey | 1987 | 1-2-0 | 0-0 | 1-2-0 |
| Daunte Culpepper | 2006 | 1-3-0 | 0-0 | 1-3-0 |
| Cleo Lemon | 2005-07 | 1-7-0 | 0-0 | 1-7-0 |
| Rick Norton | 1966-69 | 1-10-0 | 0-0 | 1-10-0 |
| Tyler Thigpen | 2009-10 | 0-1-0 | 0-0 | 0-1-0 |
| Sage Rosenfels | 2002-05 | 0-2-0 | 0-0 | 0-2-0 |
| Bernie Kosar | 1994-96 | 0-2-0 | 0-0 | 0-2-0 |
| John Beck | 2007 | 0-4-0 | 0-0 | 0-4-0 |
| Dick Wood | 1966 | 0-4-0 | 0-0 | 0-4-0 |
| Trent Green | 2007 | 0-5-0 | 0-0 | 0-5-0 |

# DOLPHINS IN THE HALL OF FAME



## DON SHULA

**INDUCTED: 1997 // BORN: 1/4/30 // COLLEGE: JOHN CARROLL**
**PLAYER: 1951-57 // ASSISTANT COACH: 1960-62**
**HEAD COACH: 1963-95 // DOLPHINS HEAD COACH: 1970-95**
**PRESENTED INTO HALL BY: DAVID AND MIKE SHULA**

On July 26, 1997, Don Shula capped an illustrious career when he was inducted into the Pro Football Hall of Fame in Canton, Ohio, following his election into that shrine on Jan. 25, 1997, his first year of eligibility. Shula's unanimous election to the Hall was the ultimate honor in a career full of record-setting accomplishments.

For the past 24 years, Shula has served as Vice Chairman of the Miami Dolphins, having been named to that position on Jan. 5, 1996. This year marks his 50th season with the Dolphins, a tenure that started when he was named head coach of the club in 1970. He was enshrined on the Dolphins Honor Roll at Hard Rock Stadium on Nov. 25, 1996, and was inducted in the Dolphins Walk of Fame on Dec. 4, 2011.

Shula's record as head coach of the Dolphins (1970-95) and before that as head coach of the Baltimore Colts (1963-69) is unmatched in National Football League history. In 1995, he concluded his 33rd season as an NFL head coach and his 26th season as head coach of the Dolphins. He owns a career record of 347-173-6 (.665), including a regular season mark of 328-156-6 (.676), and is the winningest coach in NFL history. On Nov. 14, 1993 in Philadelphia, when the Dolphins defeated the Philadelphia Eagles 19-14, Shula won his 325th career game, moving him past the immortal George Halas (324-151-31) and setting an NFL record for most career victories, a mark once thought to be unreachable. Shula's 328 regular season wins also is an NFL record, surpassing Halas' former NFL mark of 318 regular season victories. Shula and Halas are the only NFL coaches to win 300 or more career games, as Shula recorded his 300th career win on September 22, 1991, with a 16-13 triumph over Green Bay in just his 29th year as an NFL head coach, as compared to 36 seasons for Halas to accomplish that feat.

In addition, Shula won Super Bowl titles in 1972 and 1973, one of only six coaches in NFL history to win consecutive Super Bowls. His 1972 team went 17-0, recording the only undefeated season in NFL annals. He is one of only two coaches (along with New England's Bill Belichick) to appear in six or more Super Bowls, and is one of only two coaches (along with Buffalo's Marv Levy) to reach the Super Bowl three straight seasons (1971-73). He also advanced to the Super Bowl with the Dolphins in 1982 and 1984, as well as in 1968 as head coach of the Baltimore Colts.

A remarkable 20 times in 33 seasons, Shula's teams reached the playoffs. His teams won at least 10 games 21 times in those 33 years, and he suffered only two losing seasons (6-8 in 1976 and 6-10 in 1988) in that span. He averaged more than 10 wins per season in his career (347 wins in 33 years as a head coach), and he was the youngest coach to win 100, 200 and 300 games.

During Shula's tenure with the Dolphins, from the time he replaced George Wilson on Feb. 18, 1970 to become the franchise's second-ever head coach through his final season in 1995, his winning percentage of .658 (257-133-2) during that time was the best record in all of professional sports. The Dolphins either won or shared first place in the AFC East 15 times in the 26 years under Shula, and reached the playoffs 16 times. His ultimate achievement was the NFL's only unbeaten, untied record of 17-0 in 1972, capped by a 14-7 win over the Washington Redskins in Super Bowl VII. He won a second consecutive Super Bowl title in 1973, defeating the Minnesota Vikings 24-7 in Super Bowl VIII, and compiled an overall record of 32-2 in those back-to-back seasons, a two-year mark that has yet to be surpassed.

Before joining the Dolphins, Shula spent seven years (1963-69) as head coach of the Colts. In that span he compiled a record of 73-26-4 (.728) and advanced to the playoffs four times, including two appearances in the NFL Championship Game, in 1964 and 1968 after 12-2 and 13-1 campaigns, respectively. He became the youngest head coach (33 years old) in the history of the NFL when he was named the Colts' head coach in 1963.

Shula succeeded Weeb Ewbank as head coach in Baltimore after serving three years (1960-62) as defensive coordinator of the Detroit Lions, with the team going 26-13-1 in that period. Shula entered the coaching ranks with an assistant's job at Virginia (1958) and Kentucky (1959) before joining the Lions.

Shula broke into the NFL as the lone rookie on Coach Paul Brown's defending NFL champion Cleveland

Browns in 1951. He was involved in the largest trade in modern NFL history, a 15-player deal with Baltimore in 1953, and Shula played four seasons with the Colts (1953-56) and one season at Washington (1957) at right cornerback. He had 21 career interceptions for 247 yards in seven seasons. In college, he was a running back at John Carroll University in Cleveland, and in 1950 he gained 125 yards when the Blue Streaks upset Syracuse, 21-15.

Shula also contributed to the growth of the NFL off the field by serving from 1975 though 1995 (including the last two years in that span as co-chairman along with George Young of the New York Giants) on the league's influential Competition Committee, which evaluates and recommends changes in playing rules to make the game more open and exciting, and to improve player safety.

In addition to his own election to the Pro Football Hall of Fame, Shula was selected to present five other members for induction into the Hall (Larry Csonka, Bob Griese, Jim Langer, Larry Little and Dwight Stephenson), including two (Csonka and Langer) on the same day. Shula is one of three individuals (along with Al Davis and Edward DeBartolo) to present five or more inductees into the Hall.

Shula was further honored on Jan. 31, 2010, when NFL Commissioner Roger Goodell announced the establishment of a new league award – "The Don Shula NFL High School Coach of the Year Award" – which honors high school football coaches that display the integrity, achievement and leadership that Coach Shula exemplified throughout his NFL career. The Don Shula Award winner is recognized at the Super Bowl and receives $10,000 and his high school football program is awarded $15,000.

In addition, on that same day the Dolphins unveiled the "Perfect Moment in Time" statue in honor of Coach Shula. The 10-foot sculpture depicts Coach Shula raised upon the shoulders of two players, Nick Buoniconti and Al Jenkins, and captures the perfect moment in time immediately after the Dolphins completed their undefeated season in 1972. The statue adorns the entrance of the Dolphins' corporate headquarters at Hard Rock Stadium, and that office bears the address of "347 Don Shula Drive" to reflect the total number of victories Shula amassed during his career.

Along with his football responsibilities, Shula always has given considerable time, plus financial and emotional support, to many area charities. The Don Shula Foundation, formed primarily to assist breast cancer research, was established as a tribute to his late wife, Dorothy. Shula also has been active in the American Cancer Society, March of Dimes, American Red Cross, the United Way and Catholic Charities.

A member of the Class of 1951 at John Carroll, Shula helps fund a $1 million chair in the University's Department of Philosophy. On September 27, 2003, John Carroll University showed its appreciation for Shula's support of the school by naming its new stadium Don Shula Stadium. Shula also has received honorary doctorate degrees from John Carroll, St. Thomas University, the University of Miami and Florida Atlantic University.

Because of his success on the football field and his long-time civic and charitable service, Shula has received countless prestigious awards recognizing his contributions, including the 1993 Sports Illustrated Sportsman of the Year Award and the 1994 Horatio Alger Award. In addition, along with Ken Blanchard, in 1995 Shula co-authored "Everyone's A Coach," a highly acclaimed book that outlines the application of their managerial philosophies for business and personal success. Shula personifies those business principles himself, serving as an equity partner in two highly successful undertakings, Shula Enterprises, Inc. along with Don Shula's Steakhouse, LLLP. At age 82, Shula started a hamburger chain, "Shula Burger," and has opened 10 stores in the past four years under that umbrella.

Shula's oldest son, David, 60, and his wife, Leslie, have three sons, Danny, Christopher and Matthew. David served as the head coach of the Cincinnati Bengals from 1992-96, and when Don Shula's Dolphins played David Shula's Bengals on October 2, 1994 and October 1, 1995, both at Cincinnati's Riverfront Stadium, it marked the only two times in the history of professional sports that a father and son faced each other as head coaches. David currently is an assistant coach at Dartmouth. His son, Chris, is an assistant linebackers coach for the Los Angeles Rams, becoming a third-generation Shula to coach in the NFL, following his father and grandfather.

Shula's other son, Mike, 54, currently is in his first season as offensive coordinator for the New York Giants. He spent the previous seven years with the Carolina Panthers as the team's offensive coordinator (2013-17) and quarterbacks coach (2011-12). He joined the Panthers after serving four years as the QB coach of the Jacksonville Jaguars (2007-10). He spent four seasons (2003-06) as the head coach at the University of Alabama and led the Crimson Tide to a Cotton Bowl win and a 10-2 record in 2005. He had rejoined the Dolphins' staff as quarterbacks coach in 2000 after serving the four previous seasons as the offensive coordinator of the Tampa Bay Buccaneers; he also spent the 1991-92 seasons as a coaches' assistant under his father in Miami. Mike and his wife, Shari, have three daughters, Samantha, Brooke and Ryan.

Mike and David Shula presented their father for induction into the Pro Football Hall of Fame in 1997, becoming the first pair ever to present a Hall of Famer for induction.

Shula's oldest daughter, Donna, has five children, Alex, Lindsey, Tyler, and twins Calvin and Carly. Another daughter, Sharon, resides in New York, while youngest daughter, Annie, lives and works in Broward County.

Shula and his wife, Mary Anne, who serves as Chairman of the Board for Shula Steak Houses, LLLP, reside in Miami Beach and continue to be very active in charitable and community affairs. They visited U.S. soldiers stationed in Iraq and Afghanistan as part of a USO tour to raise troop morale. They were married on Oct. 15, 1993, and their family together now includes eight children, 16 grandchildren and five great-grandchildren.

## DON SHULA'S CAREER RECORD

| YEAR | TEAM | W | L | T | PCT. | FINISH |
|---|---|---|---|---|---|---|
| 1963 | Baltimore | 8 | 6 | 0 | .571 | 3rd, NFL West Conf. |
| 1964* | Baltimore | 12 | 2 | 0 | .857 | 1st, NFL West Conf. |
| 1965 | Baltimore | 10 | 3 | 1 | .750 | T-1st, NFL West Conf. |
| 1966 | Baltimore | 9 | 5 | 0 | .643 | 2nd, NFL West Conf. |
| 1967 | Baltimore | 11 | 1 | 2 | .857 | T-1st, NFL Coastal |
| 1968* | Baltimore | 13 | 1 | 0 | .929 | 1st, NFL Coastal |
| 1969 | Baltimore | 8 | 5 | 1 | .607 | 2nd, NFL Coastal |
| 1970 | Miami | 10 | 4 | 0 | .714 | 2nd, AFC East |
| 1971* | Miami | 10 | 3 | 1 | .750 | 1st, AFC East |
| 1972** | Miami | 14 | 0 | 0 | 1.000 | 1st, AFC East |
| 1973** | Miami | 12 | 2 | 0 | .857 | 1st, AFC East |
| 1974 | Miami | 11 | 3 | 0 | .786 | 1st, AFC East |
| 1975 | Miami | 10 | 4 | 0 | .714 | T-1st, AFC East |
| 1976 | Miami | 6 | 8 | 0 | .429 | 3rd, AFC East |
| 1977 | Miami | 10 | 4 | 0 | .714 | T-1st, AFC East |
| 1978 | Miami | 11 | 5 | 0 | .688 | T-1st, AFC East |
| 1979 | Miami | 10 | 6 | 0 | .625 | 1st, AFC East |
| 1980 | Miami | 8 | 8 | 0 | .500 | 3rd, AFC East |
| 1981 | Miami | 11 | 4 | 1 | .719 | 1st, AFC East |
| 1982* | Miami | 7 | 2 | 0 | .777 | 1st, AFC East |
| 1983 | Miami | 12 | 4 | 0 | .750 | 1st, AFC East |
| 1984* | Miami | 14 | 2 | 0 | .875 | 1st, AFC East |
| 1985 | Miami | 12 | 4 | 0 | .750 | 1st, AFC East |
| 1986 | Miami | 8 | 8 | 0 | .500 | 3rd, AFC East |
| 1987 | Miami | 8 | 7 | 0 | .533 | T-2nd, AFC East |
| 1988 | Miami | 6 | 10 | 0 | .375 | 5th, AFC East |
| 1989 | Miami | 8 | 8 | 0 | .500 | T-2nd, AFC East |
| 1990 | Miami | 12 | 4 | 0 | .750 | 2nd, AFC East |
| 1991 | Miami | 8 | 8 | 0 | .500 | T-2nd, AFC East |
| 1992 | Miami | 11 | 5 | 0 | .688 | 1st, AFC East |
| 1993 | Miami | 9 | 7 | 0 | .563 | 2nd, AFC East |
| 1994 | Miami | 10 | 6 | 0 | .625 | 1st, AFC East |
| 1995 | Miami | 9 | 7 | 0 | .563 | T-2nd, AFC East |

** NFL runner-up* *** NFL Champion*

| | REGULAR SEASON | | | | ALL GAMES | | | |
|---|---|---|---|---|---|---|---|---|
| | W | L | T | PCT. | W | L | T | PCT. |
| Baltimore Totals | 71 | 23 | 4 | .745 | 73 | 26 | 4 | .728 |
| Miami Totals | 257 | 133 | 2 | .658 | 274 | 147 | 2 | .650 |
| **33-YEAR TOTALS** | **328** | **156** | **6** | **.676** | **347** | **173** | **6** | **.665** |

## NFL'S TOP 20 COACHES

*(based on career wins)*

| | | | REGULAR SEASON | | | | CAREER | | | |
|---|---|---|---|---|---|---|---|---|---|---|
| COACH | YRS | TEAMS | W | L | T | PCT. | W | L | T | PCT. |
| **DON SHULA** | **33** | **COLTS, DOLPHINS** | **328** | **156** | **6** | **.676** | **347** | **173** | **6** | **.665** |
| George Halas | 40 | Bears | 318 | 148 | 31 | .671 | 324 | 151 | 31 | .671 |
| Bill Belichick | 24 | Browns, Patriots | 261 | 123 | 0 | .680 | 292 | 134 | 0 | .685 |
| Tom Landry | 29 | Cowboys | 250 | 162 | 6 | .605 | 270 | 178 | 6 | .601 |
| Curly Lambeau | 33 | Packers, Cardinals, Redskins | 226 | 132 | 22 | .623 | 229 | 134 | 22 | .623 |
| Chuck Noll | 23 | Steelers | 193 | 148 | 1 | .563 | 209 | 156 | 1 | .572 |
| Andy Reid | 20 | Eagles, Chiefs | 195 | 124 | 1 | .611 | 207 | 138 | 1 | .600 |
| M. Schottenheimer | 21 | Browns, Chiefs, Redskins, Chargers | 200 | 126 | 1 | .613 | 205 | 139 | 1 | .596 |
| Dan Reeves | 23 | Broncos, Giants, Falcons | 190 | 165 | 2 | .535 | 201 | 174 | 2 | .536 |
| Chuck Knox | 22 | Rams, Bills, Seahawks | 186 | 147 | 1 | .558 | 193 | 158 | 1 | .550 |
| Bill Parcells | 19 | Giants, Patriots, Jets, Cowboys | 172 | 130 | 1 | .569 | 183 | 138 | 1 | .570 |
| Tom Coughlin | 20 | Jaguars, Giants | 170 | 150 | 0 | .531 | 182 | 157 | 0 | .537 |
| Mike Shanahan | 20 | Raiders, Broncos, Redskins | 170 | 138 | 0 | .552 | 178 | 144 | 0 | .553 |
| Jeff Fisher | 22 | Oilers/Titans, Rams | 173 | 165 | 1 | .512 | 178 | 171 | 1 | .510 |
| Mike Holmgren | 17 | Packers, Seahawks | 161 | 111 | 0 | .592 | 174 | 122 | 0 | .588 |
| Joe Gibbs | 16 | Redskins | 154 | 94 | 0 | .621 | 171 | 101 | 0 | .629 |
| Paul Brown | 21 | Browns, Bengals | 166 | 100 | 6 | .621 | 170 | 108 | 6 | .609 |
| Bud Grant | 18 | Vikings | 158 | 96 | 5 | .620 | 168 | 108 | 5 | .607 |
| Bill Cowher | 15 | Steelers | 149 | 90 | 1 | .623 | 161 | 99 | 1 | .619 |
| Steve Owen | 24 | Giants | 153 | 100 | 17 | .605 | 155 | 108 | 17 | .584 |

## DON SHULA'S MILESTONES

Don Shula passed the immortal George Halas to become the winningest coach in NFL history when he registered victory number 325 in Miami's 19-14 win at Philadelphia on Nov. 14, 1993. Shula concluded coaching with a career record of 347-173-6 (.665). On Dec. 25, 1994, in Miami's 27-20 win over Detroit, Shula won the 319th regular season game of his career and broke the NFL record for most regular season coaching wins by Halas (318 wins). Shula owned a 328-156-6 (.676) regular season record. In 1991, Shula joined Halas (324 wins) as the only NFL coaches with 300 or more career wins. Shula accomplished his milestone 300th career win with a 16-13 triumph over the Green Bay Packers on Sept. 22, 1991. Shula won the 300th regular-season game of his coaching career with a 16-13 overtime win at New England on Dec. 27, 1992.

Shula added another historic career milestone in Miami's 30-7 win over the Buffalo Bills on Sept. 16, 1990, as he recorded his 200th regular season victory since joining the Dolphins in 1970. Shula joined Hall of Fame coaches Curly Lambeau (Green Bay), George Halas (Chicago) and Tom Landry (Dallas) as the only NFL coaches to earn 200 or more regular season wins with one NFL club.

### CAREER NFL WINS

| CAREER WIN NO. | OPPONENT | SCORE | DATE | OPPOSING HEAD COACH |
|---|---|---|---|---|
| 1 | at San Francisco | 20-14 | 9/22/63 | Red Hickey |
| 50 | New Orleans | 30-10 | 12/10/67 | Tom Fears |
| 100 | San Diego | 24-10 | 10/15/72 | Harland Svare |
| 150 | N.Y. Jets | 16-0 | 9/26/76 | Lou Holtz |
| 200 | at New England | 30-27 (OT) | 11/8/81 | Ron Erhardt |
| 250 | at Buffalo | 23-14 | 11/24/85 | Hank Bullough |
| 300 | Green Bay | 16-13 | 9/22/91 | Lindy Infante |
| 324 | Kansas City | 30-10 | 10/31/93 | Marty Schottenheimer |
| 325 | at Philadelphia | 19-14 | 11/14/93 | Rich Kotite |
| 347 | at St. Louis | 41-22 | 12/24/95 | Rich Brooks |

### REGULAR-SEASON NFL WINS

| REGULAR SEASON WIN NO. | OPPONENT | SCORE | DATE | OPPOSING HEAD COACH |
|---|---|---|---|---|
| 1 | at San Francisco | 20-14 | 9/22/63 | Red Hickey |
| 50 | New Orleans | 30-10 | 12/10/67 | Tom Fears |
| 100 | New England | 52-0 | 11/12/72 | Phil Bengtson |
| 150 | at N.Y. Jets | 14-10 | 11/6/77 | Walt Michaels |
| 200 | Buffalo | 27-10 | 12/27/82 | Chuck Knox |
| 250 | Pittsburgh | 35-24 | 11/1/87 | Chuck Noll |
| 300 | at New England | 16-13(OT) | 12/27/92 | Dick MacPherson |
| 318 | Kansas City | 45-28 | 12/12/94 | Marty Schottenheimer |
| 319 | Detroit | 27-20 | 12/25/94 | Wayne Fontes |
| 328 | at St. Louis | 41-22 | 12/24/95 | Rich Brooks |

### REGULAR-SEASON WINS WITH DOLPHINS

| REGULAR SEASON WIN NO. | OPPONENT | SCORE | DATE | OPPOSING HEAD COACH |
|---|---|---|---|---|
| 1 | at Houston | 20-10 | 9/27/70 | Wally Lemm |
| 50 | Kansas City | 9-3 | 10/20/74 | Hank Stram |
| 100 | Green Bay | 27-7 | 10/28/79 | Bart Starr |
| 150 | at New England | 44-24 | 10/21/84 | Ron Meyer |
| 200 | Buffalo | 30-7 | 9/16/90 | Marv Levy |
| 250 | at New England | 20-3 | 9/10/95 | Bill Parcells |

### REGULAR-SEASON GAMES AS NFL COACH

| REGULAR SEASON GAME NO. | OPPONENT | SCORE | DATE | OPPOSING HEAD COACH |
|---|---|---|---|---|
| 1 | N.Y. Giants | 28-37 | 9/15/63 | Allie Sherman |
| 50 | Washington | 37-10 | 11/6/66 | Otto Graham |
| 100 | at Houston | 20-10 | 9/27/70 | Wally Lemm |
| 150 | Kansas City | 9- 3 | 10/20/74 | Hank Stram |
| 200 | Buffalo | 31-14 | 12/17/77 | Jim Ringo |
| 250 | Pittsburgh | 30-10 | 9/10/81 | Chuck Noll |
| 300 | at San Diego | 28-34 | 11/18/84 | Don Coryell |
| 350 | at Philadelphia | 28-10 | 12/13/87 | Buddy Ryan |
| 400 | New England | 17-10 | 10/18/90 | Rod Rust |
| 450 | at N.Y. Jets | 10-27 | 11/7/93 | Bruce Coslet |



# 85 NICK BUONICONTI

**LINEBACKER**
**INDUCTED: 2001 // BORN: 1/15/40 // COLLEGE: NOTRE DAME '62**
**NFL: 1962-76 // DOLPHINS: 1969-76**
**PRESENTED INTO HALL BY: MARC BUONICONTI**

Nick Buoniconti, the driving force of the Dolphins' famed "No-Name Defense," inspired his teammates with his outstanding play and fiery leadership. During his seven years with the Dolphins, the team advanced to three straight Super Bowls (1971-73) and won twice (1972, 1973), with one of those wins coming after their unparalleled undefeated season in 1972. Buoniconti was only 5-11 and 220 pounds and was considered to be too small to play middle linebacker. However, as many coaches noted, he always "played bigger than his size" during a stellar 14-year career with the Dolphins and the Boston Patriots.

Until Jason Taylor was elected in 2017, Buoniconti was the only member of the Dolphins defense to be elected to the Hall of Fame. He joined the team in 1969 after playing seven seasons with the Patriots. During his tenure with the Dolphins, he was honored as the team's Most Valuable Player three times (1969, 1970, 1973), named to the AFL All-Star game in 1969 and was selected to two Pro Bowls (1973, 1974) following the merger of the two leagues. In 1990, he was voted as a linebacker on the Dolphins' Silver Anniversary all-time team, and on Nov. 18, 1991, he was enshrined on the Dolphins Honor Roll at Hard Rock Stadium. He also was a charter inductee in the Dolphins' Walk of Fame on Dec. 4, 2011 and was voted as one of the Dolphins' all-time top 50 players, as part of the franchise's 50th season celebration in 2015.

Before joining the Dolphins, Buoniconti helped the Patriots capture the 1963 AFL Eastern Division title, and he played in five AFL All-Star games. Overall in his 14-year career, he played in 183 games and recorded 32 career interceptions. He was named to the All-Time AFL team in 1970, and overall was named a first team All-AFL/AFC choice eight times.

A native of Springfield, Massachusetts, Buoniconti had an outstanding collegiate career at Notre Dame. Following his retirement from the Dolphins, he and his son, Marc, were the driving forces behind the establishment of the Miami Project to Cure Paralysis, one of the world's leading research and treatment centers for spinal cord injuries.

Buoniconti was elected to the Hall of Fame in 2001 after being named for the first time that year as a nominee from the pre-1976 era by the Hall's Seniors Committee.

## NICK BUONICONTI'S CAREER STATISTICS

| YEAR | TEAM | GP | TACK | ASST | TOTAL | FR | INT | YDS | AVG. | TD |
|---|---|---|---|---|---|---|---|---|---|---|
| 1962 | BOSTON | 14 | NA | NA | NA | NA | 2 | 3 | 1.5 | 0 |
| 1963 | BOSTON | 14 | NA | NA | NA | NA | 3 | 42 | 14.0 | 0 |
| 1964 | BOSTON | 14 | NA | NA | NA | NA | 5 | 75 | 15.0 | 0 |
| 1965 | BOSTON | 14 | NA | NA | NA | NA | 3 | 31 | 10.3 | 0 |
| 1966 | BOSTON | 14 | NA | NA | NA | NA | 4 | 43 | 10.8 | 0 |
| 1967 | BOSTON | 13 | NA | NA | NA | NA | 4 | 7 | 1.8 | 0 |
| 1968 | BOSTON | 8 | NA | NA | NA | NA | 3 | 22 | 7.3 | 0 |
| 1969 | MIAMI | 13 | 79 | 35 | 114 | 1 | 3 | 27 | 9.0 | 0 |
| 1970 | MIAMI | 14 | 96 | 49 | 145 | 0 | 0 | 0 | 0.0 | 0 |
| 1971 | MIAMI | 14 | 86 | 40 | 126 | 0 | 1 | 16 | 16.0 | 0 |
| 1972 | MIAMI | 14 | 72 | 74 | 146 | 0 | 2 | 17 | 8.5 | 0 |
| 1973 | MIAMI | 13 | 91 | 71 | 162 | 2 | 0 | 0 | 0.0 | 0 |
| 1974 | MIAMI | 13 | 51 | 49 | 100 | 0 | 2 | 29 | 14.5 | 0 |
| 1975 | MIAMI | | | | INJURED RESERVE | | | | | |
| 1976 | MIAMI | 11 | 32 | 38 | 70 | 0 | 0 | 0 | 0.0 | 0 |
| **15-YEAR TOTALS** | | **183** | **NA** | **NA** | **NA** | **3** | **32** | **312** | **9.8** | **0** |
| **MIAMI TOTALS** | | **92** | **507** | **356** | **863** | **3** | **8** | **89** | **11.1** | **0** |

## ADDITIONAL STATS

**Sacks:** 2 in 1969, 1 in 1971, 1 in 1972, 1 in 1973, 1 in 1976
**Touchdowns:** 1 fumble recovery in 1973
**Kickoff Returns:** 1 for 8 yards in 1962
**Blocked Kicks:** 1 PAT in 1976



# 39 LARRY CSONKA

**FULLBACK**
**INDUCTED: 1987 // BORN: 12/25/46 // COLLEGE: SYRACUSE '68**
**NFL: 1968-74, 1976-79 // DOLPHINS: 1968-74, 1979**
**PRESENTED INTO HALL BY: DON SHULA**

Larry Csonka ranks as the Dolphins' all-time leading rusher with 1,506 carries for 6,737 yards (4.5 avg.) and 53 touchdowns. A five-time Pro Bowl selection, he put together three consecutive 1,000-yard seasons (1971-73) as Miami advanced to the Super Bowl each year. Csonka shined in those three Super Bowls, averaging 6.3 yards a carry and going over 100 yards rushing in two of them. Originally drafted in the first round out of Syracuse in 1968, he was named the MVP of Super Bowl VIII after carrying 33 times for 145 yards (4.4 avg.) and two touchdowns as the Dolphins steamrolled the Minnesota Vikings, 24-7, for their second straight NFL title. Called a "modern-day Bronko Nagurski" by Dolphins Coach Don Shula, "Zonk" also played three seasons with the N.Y. Giants (1976-78) and one year with the Memphis Southmen of the World Football League (1975). His career rushing totals in the NFL when he retired following the 1979 season are: 1,891 carries for 8,081 yards (4.3 avg.) and 64 touchdowns. At the time of his retirement, he ranked No. 5 in NFL history for most total rushing attempts and sixth for most career rushing yards and rushing touchdowns. He was elected to the Hall of Fame in his second year of eligibility. In 1990, he also was voted the fullback on the Dolphins' Silver Anniversary all-time team and was named as a running back on the Super Bowl Silver Anniversary all-time team. On Nov. 19, 1990, he was enshrined on the Dolphins Honor Roll at Hard Rock Stadium. Csonka was further honored when his number 39 was retired by the team during halftime ceremonies on Dec. 9, 2002, becoming the third Dolphin to have his number retired. He also was a charter inductee in the Dolphins' Walk of Fame on Dec. 4, 2011 and was voted as one of the Dolphins' all-time top 50 players, as part of the franchise's 50th season celebration in 2015.

## LARRY CSONKA'S CAREER STATISTICS

| | | | RUSHING | | | | | RECEIVING | | | |
|---|---|---|---|---|---|---|---|---|---|---|---|
| YEAR | TEAM | G-S | ATT. | YDS. | AVG. | LG | TD | NO. | YDS. | LG | TD |
| 1968 | MIAMI | 11-11 | 138 | 540 | 3.9 | 40 | 6 | 11 | 118 | 65 | 1 |
| 1969 | MIAMI | 11-11 | 131 | 566 | 4.3 | 54t | 2 | 21 | 183 | 42 | 1 |
| 1970 | MIAMI | 14-14 | 193 | 874 | 4.5 | 53 | 6 | 11 | 94 | 54 | 0 |
| 1971 | MIAMI | 14-14 | 195 | 1051 | 5.4 | 28 | 7 | 13 | 113 | 25 | 1 |
| 1972 | MIAMI | 14-14 | 213 | 1117 | 5.2 | 45 | 6 | 5 | 48 | 14 | 0 |
| 1973 | MIAMI | 14-14 | 219 | 1003 | 4.6 | 25 | 5 | 7 | 22 | 9 | 0 |
| 1974 | MIAMI | 12-12 | 197 | 749 | 3.8 | 24 | 9 | 7 | 35 | 11 | 0 |
| 1975 | MEMPHIS* | 7-NA | 99 | 421 | 4.3 | – | 1 | 5 | 54 | – | 1 |
| 1976 | N.Y. GIANTS | 12-12 | 160 | 569 | 3.6 | 13 | 4 | 6 | 39 | 14 | 0 |
| 1977 | N.Y. GIANTS | 14-14 | 134 | 464 | 3.5 | 15 | 1 | 2 | 20 | 12 | 0 |
| 1978 | N.Y. GIANTS | 14-13 | 91 | 311 | 3.4 | 12 | 6 | 7 | 73 | 23 | 0 |
| 1979 | MIAMI | 16-16 | 220 | 837 | 3.8 | 22 | 12 | 16 | 75 | 18 | 1 |
| **MIAMI TOTALS** | | **106-106** | **1506** | **6737** | **4.5** | **54t** | **53** | **91** | **688** | **65** | **4** |
| **GIANTS TOTALS** | | **40-39** | **385** | **1344** | **3.5** | **15** | **11** | **15** | **132** | **23** | **0** |
| **NFL TOTALS** | | **146-145** | **1891** | **8081** | **4.3** | **54t** | **64** | **106** | **820** | **65** | **4** |
| **PLAYOFFS** | | **12-12** | **225** | **891** | **4.0** | **49** | **9** | **4** | **26** | **16** | **1** |

** stats with WFL Memphis not included in career totals*

# 12 BOB GRIESE

QUARTERBACK
INDUCTED: 1990 // BORN: 2/3/45 // COLLEGE: PURDUE '67
NFL: 1967-80 // DOLPHINS: 1967-80
PRESENTED INTO HALL BY: DON SHULA

He was unquestionably the "thinking man's quarterback." Bob Griese, renowned for his poised leadership and ingenious play-calling, sustained the Dolphins offense with a flair for winning from 1967-80.

The bespectacled quarterback became the 14th passer in the NFL's 25,000-yard club in 1980. On the same day he reached that milestone, he suffered a shoulder injury which ultimately forced his retirement on June 25, 1981. His No. 12 jersey became the first in Dolphins history to be retired, on May 6, 1982, in ceremonies at the team's annual awards banquet. In 1990 he was also voted the quarterback on the Dolphins' Silver Anniversary all-time team, and on Nov. 19, 1990, he was enshrined on the Dolphins Honor Roll at Hard Rock Stadium. He also was a charter inductee in the Dolphins' Walk of Fame on Dec. 4, 2011. On June 16, 2015, a street next to Griese's high school stadium in Evansville, Indiana, was re-named "Bob Griese Pass" in his honor. And in 2015, he was voted as one of the Dolphins' all-time top 50 players, as part of the franchise's 50th season celebration.

Including playoffs, he had a .681 winning percentage (88-41-1) under Coach Don Shula. "Cornerstone of the franchise," Dolphins founder Joe Robbie called him. He was a consensus All-Pro quarterback in 1971 and 1977, made six appearances in the Pro Bowl and was voted the team's Most Valuable Player six times by South Florida media.

After becoming eligible for induction into the Hall of Fame in 1985, Griese was named as a finalist all five years before being elected to the Hall of Fame in 1990.

"He's probably the most unselfish guy I've ever been around," Shula said. "He got as much of a thrill calling the right running play for a touchdown as he did connecting on a bomb. That's just his makeup."

## BOB GRIESE'S CAREER STATISTICS

| YEAR | TEAM | G-S | ATT. | COMP. | YDS. | PCT. | TD | INT. | LG | SCK/YDS |
|---|---|---|---|---|---|---|---|---|---|---|
| 1967 | MIAMI | 12-10 | 331 | 166 | 2005 | 50.2 | 15 | 18 | 68t | 25/240 |
| 1968 | MIAMI | 13-13 | 355 | 186 | 2473 | 52.4 | 21 | 16 | 50t | 43/372 |
| 1969 | MIAMI | 9-9 | 252 | 121 | 1695 | 48.0 | 10 | 16 | 53t | 33/289 |
| 1970 | MIAMI | 14-14 | 245 | 142 | 2019 | 58.0 | 12 | 17 | 54t | 31/282 |
| 1971 | MIAMI | 14-13 | 263 | 145 | 2089 | 55.1 | 19 | 9 | 86t | 23/248 |
| 1972 | MIAMI | 6-5 | 97 | 53 | 638 | 54.6 | 4 | 4 | 39 | 7/45 |
| 1973 | MIAMI | 13-13 | 218 | 116 | 1422 | 53.2 | 17 | 8 | 46 | 11/75 |
| 1974 | MIAMI | 13-13 | 253 | 152 | 1968 | 60.1 | 16 | 15 | 54 | 27/202 |
| 1975 | MIAMI | 10-10 | 191 | 118 | 1693 | 61.8 | 14 | 13 | 79t | 16/131 |
| 1976 | MIAMI | 13-13 | 272 | 162 | 2097 | 59.6 | 11 | 12 | 47t | 30/266 |
| 1977 | MIAMI | 14-14 | 307 | 180 | 2252 | 58.6 | 22 | 13 | 73t | 36/303 |
| 1978 | MIAMI | 11-9 | 235 | 148 | 1791 | 63.0 | 11 | 11 | 63t | 18/165 |
| 1979 | MIAMI | 14-12 | 310 | 176 | 2160 | 56.8 | 14 | 16 | 51 | 26/223 |
| 1980 | MIAMI | 5-3 | 100 | 61 | 790 | 61.0 | 6 | 4 | 54 | 9/89 |
| **TOTALS** | | **161-151** | **3429** | **1926** | **25092** | **56.2** | **192** | **172** | **86t** | **335/2930** |
| **PLAYOFFS** | | **12-11** | **208** | **112** | **1467** | **53.8** | **10** | **12** | **75t** | **15/152** |



# 62 JIM LANGER

**CENTER**
**INDUCTED: 1987 // BORN: 5/16/48 // COLLEGE: SOUTH DAKOTA STATE '70**
**NFL: 1970-81 // DOLPHINS: 1970-79**
**PRESENTED INTO HALL BY: DON SHULA**

Jim Langer was the anchor of the Miami offensive line during the Dolphins' championship years of the 1970s. Coming out of South Dakota State in 1970, he was signed as a free agent by Cleveland but was released on the final cut. Langer was picked up on waivers by the Dolphins and, after spending most of the year on the taxi squad, played in the final five games of 1970, mainly on special teams. After serving as a backup at center the following season, he won the starting job in 1972, which he would hold until sidelined with a knee injury in 1979. A consensus All-Pro from 1973-77, Langer was a six-time Pro Bowl selection (five times as a starter). Over a 10-year period from 1970-79, he played in 128 straight games. He also made 109 consecutive starts between 1972-79. Voted the team's Most Valuable Player by South Florida media in 1975, Langer also holds the distinction of having played every offensive down in the Dolphins' perfect 1972 season. Wanting to spend the final years of his career near his Royalton, Minn. home, at his own request, Langer was traded to the Minnesota Vikings in 1980, where he played for two seasons (1980-81). He was elected to the Hall of Fame in his first year of eligibility. In addition, on Nov. 19, 1990, he was enshrined on the Dolphins Honor Roll at Hard Rock Stadium. He also was a charter inductee in the Dolphins' Walk of Fame on Dec. 4, 2011 and was voted as one of the Dolphins' all-time top 50 players, as part of the franchise's 50th season celebration in 2015.



# 66 LARRY LITTLE

**GUARD**
**INDUCTED: 1993 // BORN: 11/2/45 // COLLEGE: BETHUNE COOKMAN '67**
**NFL: 1969-80 // DOLPHINS: 1969-80**
**PRESENTED INTO HALL BY: DON SHULA**

A rumbling giant in the Dolphins' trenches for 12 seasons, Larry Little's very presence in leading a sweep was an intimidating force in a Miami running attack which led the NFL during the 1970s at 2,372 yards per season. Coming out of Bethune-Cookman in 1967, Little entered the NFL as an undrafted free agent with the San Diego Chargers for a $750 bonus. He was traded to the Dolphins on July 2, 1969, in exchange for Miami cornerback Mack Lamb, a former high school teammate. After having started just four games during his two seasons with the Chargers, Little emerged with the Dolphins and played in 158 regular season games with 152 starting assignments. He also started 12 playoff games for Miami and was a key ingredient of the Dolphins' back-to-back Super Bowl championship teams of 1972 and '73. Little earned All-Pro honors six times (1971-75 and 1977) and was a Pro Bowl selection on four occasions (1971-74). He was the first player in league history to be named as AFC Offensive Lineman of the Year three straight seasons (1970-72) by the NFL Players' Association. Little, who anchored the offensive line which helped set a then-NFL record with 2,960 rushing yards during the Dolphins' "perfect season" in 1972, was named by the National 1,000-Yard Club as the league's Outstanding Blocker for the '72 campaign. A native Floridian, Little was the first Dolphins player inducted into the Florida Sports Hall of Fame, on March 6, 1978. In 1990, he was voted as a guard on the Dolphins' Silver Anniversary all-time team. Little was elected into the Hall of Fame in his eighth year of eligibility after having been a finalist on three occasions. On Dec. 13, 1993, he was enshrined on the Dolphins Honor Roll at Hard Rock Stadium and was a charter inductee in the Dolphins' Walk of Fame on Dec. 4, 2011. He was voted as one of the Dolphins' all-time top 50 players, as part of the franchise's 50th season celebration in 2015.

# 13 DAN MARINO

QUARTERBACK
INDUCTED: 2005 // BORN: 9/15/61 // COLLEGE: PITTSBURGH '83
NFL: 1983-99 // DOLPHINS: 1983-99
PRESENTED INTO HALL BY: DANIEL MARINO

Elected to the Pro Football Hall of Fame on Feb. 5, 2005 and enshrined on Aug. 7, 2005 ... Others included in the Class of 2005 were Steve Young, Benny Friedman and Fritz Pollard ... Marino's No. 13 jersey became the second Dolphins uniform number to be retired, on Sunday, Sept. 17, 2000, at halftime of the Dolphins-Baltimore Ravens game at Hard Rock Stadium ... He was also inducted into the Dolphins Honor Roll on that date ... The only other Dolphins player to wear No. 13 was safety Jake Scott, who wore that number from 1970 through 1975 ... Was a charter inductee in the Dolphins' Walk of Fame on Dec. 4, 2011 ... In 2015 was voted as one of the Dolphins' all-time top 50 players, as part of the franchise's 50th season celebration ... He announced his retirement on March 13, 2000 ... Marino ranks among the NFL's all-time top ranked passers ... In his 17-year career, Marino played in 242 games (240 starts) and he was 4,967 of 8,358 (59.4 percent) for 61,361 yards, 420 touchdowns and 252 interceptions for an 86.4 passing efficiency rating, which ranked fourth among the all-time passing leaders when he retired ... At the time of his retirement, Marino held 25 regular season NFL records and was tied for five others ... He also held 38 regular season Dolphins records (50, including playoffs) and was tied for six others (eight, including playoffs) ... Currently, Marino holds 29 Dolphins regular season team records (41 overall, including playoffs) and is tied for two others (three, including playoffs) ...

**AMONG NFL LEADERS:** With a career passing efficiency of 86.4, Marino ranked No. 4 on the all-time list of passers at the time of his retirement ... He currently ranks 28th on that list ... Marino also is among the winningest quarterbacks in NFL regular season history, ranking No. 6 in all time regular season victories as a starter:

**MOST ALL-TIME VICTORIES BY NFL STARTING QUARTERBACKS**

| | PLAYER | TEAMS | SEASONS | W-L-T | PCT. |
|---|---|---|---|---|---|
| 1. | Tom Brady | New England | 19 | 207-60-0 | .775 |
| 2. | Peyton Manning | Indianapolis, Denver | 17 | 186-79-0 | .702 |
| | Brett Favre | Atlanta, Green Bay, N.Y. Jets, Minnesota | 20 | 186-112-0 | .624 |
| 4. | Drew Brees | San Diego, New Orleans | 18 | 155-108-0 | .589 |
| 5. | John Elway | Denver | 16 | 148-82-1 | .643 |
| **6.** | **DAN MARINO** | **MIAMI** | **17** | **147-93-0** | **.613** |

In his career, with 8,358 attempts, Marino ranks fifth in NFL history in pass attempts ... With 4,967 pass completions, Marino ranks fifth in NFL history in completions ... With 61,361 yards passing, Marino ranks fifth in NFL history in total yards passing ... With 420 touchdown passes, Marino ranks fifth in NFL history in touchdown passes ... He broke Fran Tarkenton's NFL records in all four categories ...

**YARDAGE:** Marino's 61,361 yards passing ranks fifth on the NFL's all-time career passing yardage list ... On Nov. 12, 1995 vs. New England, with a 9-yard completion to Irving Fryar in the first quarter, Marino passed Fran Tarkenton (47,003 career passing yards), breaking Tarkenton's NFL record for most career passing yards and moving into first place on the NFL all-time career passing yardage list:

**NFL CAREER PASSING YARDAGE LEADERS**

| | PLAYER | YARDS | SEASONS | | PLAYER | YARDS | SEASONS |
|---|---|---|---|---|---|---|---|
| *1. | Drew Brees | 74,437 | (18) | 11. | Fran Tarkenton | 47,003 | (18) |
| 2. | Peyton Manning | 71,940 | (17) | *12. | Matt Ryan | 46,720 | (11) |
| 3. | Brett Favre | 71,838 | (20) | 13. | Carson Palmer | 46,247 | (14) |
| *4. | Tom Brady | 70,514 | (19) | 14. | Vinny Testaverde | 46,233 | (21) |
| **5.** | **DAN MARINO** | **61,361** | **(17)** | 15. | Drew Bledsoe | 44,611 | (14) |
| *6. | Ben Roethlisberger | 56,194 | (15) | 16. | Dan Fouts | 43,040 | (15) |
| *7. | Eli Manning | 55,981 | (15) | *17. | Aaron Rodgers | 42,944 | (14) |
| *8. | Philip Rivers | 54,656 | (15) | 18. | Kerry Collins | 40,922 | (17) |
| 9. | John Elway | 51,475 | (16) | 19. | Joe Montana | 40,551 | (15) |
| 10. | Warren Moon | 49,325 | (17) | 20. | Johnny Unitas | 40,239 | (18) |

*( ) – number of years played* ** – active players in 2018*

Marino reached the 40,000 and 30,000 yards passing plateaus faster than any quarterback in NFL history ... In 1984, Marino set an NFL record for most yards passing in a single season with 5,084 yards ... He broke the former record of 4,802 yards passing, which was set by Dan Fouts of the San Diego Chargers in 1981 ... Marino's record was broken by Drew Brees of the New Orleans Saints in 2011 (5,476 yards passing) ... Marino, Brees (five times; 2008, 2011-13, 2016), Tom Brady (2011), Matthew Stafford (2011), Peyton Manning (2013), Patrick Mahomes (2018) and Ben Roethlisberger (2018) are the only quarterbacks in NFL history to throw for 5,000 or more yards ... Marino led the NFL in passing yards during a season five times, having accomplished that feat in 1984-86, 1988, and 1992 ... Marino tied the NFL record for most seasons leading the league in passing yardage (five) with Sonny Jurgensen until Brees broke that record in 2015 ... Marino had 13 career 400-yard games (15, including playoffs) and the Dolphins were 8-5 in those 13 games (9-6 overall, including the playoffs) ... Marino had 63 career regular season 300-yard games (67, including playoffs), and the Dolphins were 37-26 in those 63 300-yard games (38-29 overall, including playoffs) ... Marino's 63 career regular season 300-yard passing games extended his own NFL record for most career 300-yard passing games until it was broken by Manning in 2010 ... Marino owns 11 of the top 12 and 30 of the top 50 passing yardage games overall in Dolphins history as well as 66 of the 114 300-yard passing games overall in club history ...

**TOUCHDOWN PASSES:** Marino's first touchdown pass on November 26, 1995 at Indianapolis, a 6-yard TD pass to Keith Byars with 13:54 elapsed in the second quarter, was Marino's 343rd TD pass of his career, breaking Fran Tarkenton's former NFL record of most career touchdown passes (342), making Marino the league's all-time leader in career TD passes until Brett Favre broke his record in 2007 ... Marino recorded 420 touchdown passes in his career, ranking fifth in NFL history:

**NFL CAREER PASSING TOUCHDOWN LEADERS**

| | PLAYER | TDs | SEASONS | | PLAYER | TDs | SEASONS |
|---|---|---|---|---|---|---|---|
| 1. | Peyton Manning | 539 | (17) | 11. | John Elway | 300 | (16) |
| *2. | Drew Brees | 520 | (18) | *12. | Matt Ryan | 295 | (11) |
| *3. | Tom Brady | 517 | (19) | 13. | Carson Palmer | 294 | (14) |
| 4. | Brett Favre | 508 | (20) | 14. | Warren Moon | 291 | (17) |
| **5.** | **DAN MARINO** | **420** | **(17)** | 15. | Johnny Unitas | 290 | (18) |
| *6. | Philip Rivers | 374 | (15) | 16. | Vinny Testaverde | 275 | (21) |
| *7. | Ben Roethlisberger | 363 | (15) | 17. | Joe Montana | 273 | (15) |
| *8. | Eli Manning | 360 | (15) | 18. | Dave Krieg | 261 | (19) |
| 9. | Fran Tarkenton | 342 | (18) | 19. | Sonny Jurgensen | 255 | (18) |
| *10. | Aaron Rodgers | 338 | (14) | 20. | Dan Fouts | 254 | (15) |

*( ) – number of years played* ** – active players in 2018*

Marino reached the 200 touchdown passes plateau faster than any quarterback in NFL history ... In his career, Marino threw at least one touchdown pass in 203 of his 242 regular-season games as well as in 16 of his 18 playoff games (219 of 260 overall) ... Marino had six career games of throwing five or more touchdown passes, and the Dolphins were 4-2 in those contests ... Marino had 21 career games passing for four or more touchdowns, and he was 16-5 in those 21 contests ... Overall in his career he threw three or more touchdowns in 62 games (67, including playoffs), and he was 41-21 in those contests (44-23 including post-season games) ... Marino threw for 20 or more touchdown passes in 13 of his 17 years in the NFL ... The only seasons when he failed to reach 20 touchdown passes came in 1999, 1997, 1996 and in 1993, a season when he played only five games due to injury ... By throwing for 20 touchdown passes in 1998, he extended his own NFL record for most years throwing for 20 or more touchdown passes to 13 seasons, a record that Favre broke in 2008 ... Marino and Peyton Manning are the only players in NFL history to throw 20 or more touchdown passes in their first 10 NFL seasons and is one of six players (along with Peyton Manning, Brett Favre, Drew Brees, Philip Rivers and Tom Brady) to throw 20 or more touchdown passes in 10 consecutive seasons ... Four times in his career (1984-86, 1994) Marino threw for 30 or more touchdowns, and he is seventh behind Brees (10), Favre (nine), Peyton Manning (nine), Brady (seven), Aaron Rodgers (six) and Rivers (six), for the NFL record of most seasons throwing 30 or more touchdown passes ... Marino (1984, 1986), Brees (2011-12), Manning (2004, 2013) and Rodgers (2011, 2016) are the only QBs to throw 40 or more touchdowns in two different seasons ... In 1984, Marino threw for 48 touchdown passes, breaking the former NFL record of 36 TD passes that was set by George Blanda of the Houston Oilers in 1961 and tied by Y.A. Tittle of the New York Giants in 1963 ... Marino's record was broken by Peyton Manning of the Indianapolis Colts, who threw for 49 touchdown in 2004 ...

**COMEBACKS:** Over the course of Marino's 17-year career with the Dolphins, he brought the team back from a fourth-quarter deficit a total of 36 times, with 21 fourth-quarter triumphs at home and 15 on the road ... Included in that total were three playoff games in which Marino led Miami back in the fourth quarter ... With 36 fourth-quarter comeback victories, Marino ranks tied for third in that category with Drew Brees and Johnny Unitas trailing Peyton Manning, who had 45 final period come-from-behind wins, and New England's Tom Brady who has 44:

| NFL ALL-TIME FOURTH QUARTER COMEBACK DRIVES (incl. playoffs) | | | |
|---|---|---|---|
| | PLAYER | TEAMS | FOURTH QUARTER COMEBACK DRIVES |
| 1. | Peyton Manning | Indianapolis, Denver | 45 |
| 2. | Tom Brady | New England | 44 |
| **3.** | **DAN MARINO** | **MIAMI** | **36** |
| | Drew Brees | San Diego, New Orleans | 36 |
| | Johnny Unitas | Baltimore, San Diego | 36 |

**MAN OF THE YEAR AWARD:** On Jan. 28, 1999, Marino was named as the 1998 Sprint/NFL Man of the Year ... It is the only league-sponsored award that recognizes player community service as well as excellence on the field ... Off the field, Marino established the Dan Marino Foundation, which was created to benefit children's charities in South Florida ... Marino became the second Dolphin player to win the NFL Man of the Year Award; Dwight Stephenson won that honor in 1985 and Jason Taylor became the third Dolphin to win that award in 2007 ...

**PRO BOWL:** Marino was selected to nine Pro Bowls (1983-87, 1991-92, 1994-95), including seven as a starter (1983-86, 1992, 1994-95), but due to injuries he was able to play in only two games (1984, 1992) ... Marino's nine Pro Bowl selections set a Dolphins record for most career selections, surpassing the former record of six selections that had previously been set by quarterback Bob Griese (1970-71, 1973-74, 1977-78), center Jim Langer (1973-78), and guard Bob Kuechenberg (1974-75, 1977-78, 1982-83) ... Marino's seven Pro Bowl starts set a Dolphins record for career starts, surpassing the former record of five starts that had previously been set by Langer (1973-77) ... Marino was first selected to the AFC Pro Bowl squad following his rookie season of 1983

## PERSONAL

Married to Claire (1/30/85), Marino and his wife have six children, Daniel Charles (9/4/86), Michael Joseph (5/18/88), Joseph Donald (7/26/89), Alexandra Claire (5/13/92), Niki Lin (12/15/96), and Lia (7/12/95) and reside in Weston ... Following his retirement, worked with HBO, followed by 11 years with CBS "The NFL Today" as a studio analyst ... Played himself in movie "Ace Ventura: Pet Detective," which starred Jim Carrey, Sean Young and Courtney Cox; it was one of the top films in 1994 ... Appeared in 1998 movie "Holy Man," that starred Eddie Murphy ... Appears in music video by Hootie and the Blowfish for song "Only Want To Be With You" ... Established in 1992 and continues as its Chairman, The Dan Marino Foundation, raising over $50 million focusing on children and young adults with autism ... Founded "first-of-its-kind" initiatives including: the MCH Dan Marino Center in Weston, which has over 50,000 visits annually, nationally developed the Marino Autism Research Institute, and in 2014 opened Marino Campus, a unique post-secondary educational program for young adults with autism and other developmental disabilities ... Hosts the annual DMF WalkAbout Autism at Hard Rock Stadium, attended by more than 18,000 children and families; event has raised over $2 million to support autism programs in South Florida ... Advocates on both a national and statewide level for better services for children with autism ... Chairing Governor's Autism Taskforce in 2008, was instrumental in both the passing of the Autism Insurance Bill and the State of Florida Marino Adaptive Aquatics Certification ... He also raised funds for his foundation through the Dolphin's "Touchdown for Tots" program, where he donated $500 for every touchdown he threw, raising more than $830,000 ... Named Sprint/NFL Man of the Year in 1998 ... Named Miami Dolphins Man of the Year each year from 1996-98; NFL's MVP in 1994; Dolphins MVP 12 times; and was 9-time Pro Bowl selection ... In 1998, served as one of three NFL representatives appearing in a national public service announcement in honor of the NFL's 25-year partnership with the United Way ... Had a street (Dan Marino Boulevard) named after him next to Hard Rock Stadium ... Had his neighborhood field in Pittsburgh named "Dan Marino Field" in March 1990 ... Had been a fourth-round choice of baseball's Kansas City Royals in 1979 ... Attended University of Pittsburgh where he earned a degree in communications; received an Honorary Doctorate Degree in broadcast journalism from Pitt in 2008 ... Attended Central Catholic High School in Pittsburgh, lettering in football and baseball ... Full name is Daniel Constantine Marino, Jr., born Sept. 15, 1961 in Pittsburgh, Pennsylvania.

## DAN MARINO'S CAREER REGULAR SEASON STATISTICS

| YEAR | TEAM | G-S | ATT. | COMP. | YDS. | PCT. | TD | INT. | LG | SCK/YDS | RATE |
|---|---|---|---|---|---|---|---|---|---|---|---|
| 1983 | MIAMI | 11-9 | 296 | 173 | 2210 | 58.4 | 20 | 6 | 85t | 10/80 | 96.0 |
| 1984 | MIAMI | 16-16 | 564 | 362 | 5084 | 64.2 | 48 | 17 | 80t | 13/120 | 108.9 |
| 1985 | MIAMI | 16-16 | 567 | 336 | 4137 | 59.3 | 30 | 21 | 73t | 18/157 | 84.1 |
| 1986 | MIAMI | 16-16 | 623 | 378 | 4746 | 60.7 | 44 | 23 | 85t | 17/119 | 92.5 |
| 1987 | MIAMI | 12-12 | 444 | 263 | 3245 | 59.2 | 26 | 13 | 59t | 9/77 | 89.2 |
| 1988 | MIAMI | 16-16 | 606 | 354 | 4434 | 58.4 | 28 | 23 | 80t | 6/31 | 80.8 |
| 1989 | MIAMI | 16-16 | 550 | 308 | 3997 | 56.0 | 24 | 22 | 78t | 10/86 | 76.9 |
| 1990 | MIAMI | 16-16 | 531 | 306 | 3563 | 57.6 | 21 | 11 | 69t | 15/90 | 82.6 |
| 1991 | MIAMI | 16-16 | 549 | 318 | 3970 | 57.9 | 25 | 13 | 54t | 27/182 | 85.8 |
| 1992 | MIAMI | 16-16 | 554 | 330 | 4116 | 59.6 | 24 | 16 | 62t | 28/173 | 85.1 |
| 1993 | MIAMI | 5-5 | 150 | 91 | 1218 | 60.7 | 8 | 3 | 80t | 7/42 | 95.9 |
| 1994 | MIAMI | 16-16 | 615 | 385 | 4453 | 62.6 | 30 | 17 | 64t | 17/113 | 89.2 |
| 1995 | MIAMI | 14-14 | 482 | 309 | 3668 | 64.1 | 24 | 15 | 67t | 22/153 | 90.8 |
| 1996 | MIAMI | 13-13 | 373 | 221 | 2795 | 59.2 | 17 | 9 | 74t | 18/131 | 87.8 |
| 1997 | MIAMI | 16-16 | 548 | 319 | 3780 | 58.2 | 16 | 11 | 55 | 20/142 | 80.7 |
| 1998 | MIAMI | 16-16 | 537 | 310 | 3497 | 57.7 | 23 | 15 | 61t | 23/178 | 80.0 |
| 1999 | MIAMI | 11-11 | 369 | 204 | 2448 | 55.3 | 12 | 17 | 62 | 9/66 | 67.4 |
| **17-YEAR TOTALS** | | **242-240** | **8358** | **4967** | **61361** | **59.4** | **420** | **252** | **85t** | **269/1940** | **86.4** |

## DAN MARINO'S CAREER PLAYOFF STATISTICS

| YEAR | TEAM | G-S | ATT. | COMP. | YDS. | PCT. | TD | INT. | LG | SCK/YDS | RATE |
|---|---|---|---|---|---|---|---|---|---|---|---|
| 1983 | MIAMI | 1-1 | 25 | 15 | 193 | 60.0 | 2 | 2 | 32t | 0/0 | 77.6 |
| 1984 | MIAMI | 3-3 | 116 | 71 | 1001 | 61.2 | 8 | 5 | 41t | 4/29 | 94.1 |
| 1985 | MIAMI | 2-2 | 93 | 45 | 486 | 48.4 | 3 | 3 | 39t | 1/14 | 61.5 |
| 1990 | MIAMI | 2-2 | 79 | 42 | 544 | 53.2 | 5 | 2 | 64t | 2/8 | 85.6 |
| 1992 | MIAMI | 2-2 | 74 | 39 | 435 | 52.7 | 4 | 2 | 30t | 4/25 | 77.3 |
| 1994 | MIAMI | 2-2 | 67 | 46 | 519 | 68.7 | 5 | 0 | 31t | 2/13 | 116.4 |
| 1995 | MIAMI | 1-1 | 64 | 33 | 422 | 51.6 | 2 | 3 | 45t | 0/0 | 63.4 |
| 1997 | MIAMI | 1-1 | 43 | 17 | 141 | 39.5 | 0 | 2 | 42 | 4/21 | 29.3 |
| 1998 | MIAMI | 2-2 | 71 | 49 | 478 | 69.0 | 1 | 3 | 56 | 2/12 | 74.7 |
| 1999 | MIAMI | 2-2 | 55 | 28 | 291 | 50.9 | 2 | 2 | 27 | 3/19 | 63.5 |
| **PLAYOFF TOTALS** | | **18-18** | **687** | **385** | **4510** | **56.0** | **32** | **24** | **64t** | **22/141** | **77.1** |

## ADDITIONAL STATS

**Rushing:** 28 for 45 yards, 1.6 avg., long 15, 2 TDs in 1983; 28 for -7 yards, -.3 avg., long 10 in 1984; 26 for -24 yards, -.9 avg., long 2 in 1985; 12 for -3 yards, -.3 avg., long 13 in 1986; 12 for -5 yards, -.4 avg., long 5t, 1 TD in 1987; 20 for -17 yards, -.9 avg., long 6 in 1988; 14 for -7 yards, -.5 avg., long 2, 2 TDs in 1989; 16 for 29 yards, 1.8 avg., long 15 in 1990; 27 for 32 yards, 1.2 avg., long 11, 1 TD in 1991; 20 for 66 yards, 3.3 avg., long 12 in 1992; 9 for -4 yards, -.4 avg., long 4t, 1 TD in 1993; 23 for -6 yards, -.3 avg., long 10, 1 TD in 1994, 11 for 14 yards, 1.3 avg., long 12 in 1995; 11 for -3, -0.3 avg., long 7 in 1996; 18 for -14 yards, -.8 avg., long 1 in 1997; 21 for -3 yards, -0.1 avg., long 10, 1 TD in 1998; 6 for -6 yards, -1.0 avg., long 0 in 1999 for total of 302 for 87 yards, 0.3 avg., long 15, 9 TDs (P-15 for 0 yard, 0.0 avg., long 5, 1 TD).

**Receiving:** 1 for -6 yards in 1995.

**Miscellaneous Tackles:** 2 in 1984, 1 in 1988, 2 in 1989, 1 in 1990, 1 in 1992 for total of 7.

**Fumble Recoveries:** 1 in 1988.

# 57 DWIGHT STEPHENSON

**CENTER**

**INDUCTED: 1998 // BORN: 11/20/57 // COLLEGE: ALABAMA '80**

**NFL: 1980-87 // DOLPHINS: 1980-87**

**PRESENTED INTO HALL BY: DON SHULA**

Dwight Stephenson spent his entire career with the Dolphins, and was considered by many to be the "best at his position ever" in the NFL. He was selected to five straight Pro Bowls (1983-87), and earned starting honors in four of those contests (1983-86). His four Pro Bowl starts is tied for the fourth-most in team history. Stephenson anchored an offensive line which allowed the fewest sacks in the NFL each of his seasons as a starter and enabled Miami quarterback Dan Marino to set numerous passing records. His playing career ended prematurely after suffering torn anterior cruciate and lateral colateral ligaments in his left knee against the New York Jets on Dec. 7, 1987, when he was hit unexpectedly by Marty Lyons on a New York fumble return. Stephenson's greatest honor during his playing days came in 1985 when he was selected as the Miller Lite/NFL Man of the Year for

his work in charity and community projects, the first Dolphin to win that award. Stephenson also served as an assistant offensive line coach on Don Shula's Dolphins staff in 1992. Before joining the Dolphins as a second-round draft choice in 1980, he had an outstanding college career at Alabama, where he was called "the greatest center I have ever coached" by the late Paul "Bear" Bryant. He was elected to the Pro Football Hall of Fame in his sixth year of eligibility after having been a finalist on five occasions. In 1990, he also was voted as the center on the Dolphins' Silver Anniversary all-time team, and on Dec. 12, 1994, he was enshrined on the Dolphins Honor Roll at Hard Rock Stadium. He also was a charter inductee in the Dolphins' Walk of Fame on Dec. 4, 2011 and was voted as one of the Dolphins' all-time top 50 players, as part of the franchise's 50th season celebration in 2015.



# 99 JASON TAYLOR

**DEFENSIVE END**
**INDUCTED: 2017 // BORN: 9/1/74 // COLLEGE: AKRON '97**
**NFL: 1997-2011 // DOLPHINS: 1997-2007, 2009, 2011**
**PRESENTED INTO HALL BY: JIMMY JOHNSON**

Elected to the Pro Football Hall of Fame on Feb. 4, 2017 ... Became only the second Dolphins defensive player to be elected to the Hall, joining Nick Buoniconti … Among Dolphins Hall of Famers, Taylor was the fifth to be elected in his first year of eligibility, as he joined Don Shula, Dan Marino, Jim Langer and Paul Warfield ... He was the 10th defensive lineman elected to the Football Hall of Fame in his first year of eligibility, joining Joe Greene, Deacon Jones, Bob Lilly, Gino Marchetti, Merlin Olsen, Warren Sapp, Bruce Smith, Randy White and Reggie White ... Played in the NFL from 1997-2011, including 1997-07, 2009, and 2011 with the Dolphins, 2008 with Washington, and 2010 with the N.Y. Jets ... Originally a third-round draft pick by the Dolphins in 1997...

**SACKS:** Taylor had a total of 139.5 career sacks and ranked No. 6 among the NFL's all-time sack leaders at the time of his retirement ... He currently ranks No. 7:

**NFL'S ALL-TIME QUARTERBACK SACK LEADERS**

| | PLAYER | TEAMS | YEARS | GAMES | SACKS |
|---|---|---|---|---|---|
| 1. | Bruce Smith | Buffalo, Washington | 1985-2003 | 207 | 200.0 |
| 2. | Reggie White | Philadelphia, Green Bay, Carolina | 1985-98, 2000 | 232 | 198.0 |
| 3. | Kevin Greene | L.A. Rams, Pit., Car., SF | 1985-99 | 228 | 160.0 |
| 4. | Julius Peppers | Carolina, Chicago, Green Bay | 2002-18 | 266 | 159.5 |
| 5. | Chris Doleman | Minnesota, Atlanta, San Francisco | 1985-99 | 232 | 150.5 |
| 6. | Michael Strahan | N.Y. Giants | 1993-2007 | 216 | 141.5 |
| **7.** | **JASON TAYLOR** | **MIAMI, WASHINGTON, N.Y. JETS** | **1997-2011** | **233** | **139.5** |
| 8. | DeMarcus Ware | Dallas, Denver | 2005-16 | 178 | 138.5 |
| 9. | Richard Dent | Chi., SF, Ind., Phi. | 1983-97 | 203 | 137.5 |
| | John Randle | Minnesota, Seattle | 1990-2003 | 219 | 137.5 |

**SACKS IN THE 2000s:** In the decade of the 2000s (2000-09), Taylor recorded a total of 111 sacks, which was the highest total in that span in the NFL ... His total is 21 more than second-most in the decade (Joey Porter, 90 sacks) ...

**DOUBLE-DIGIT SACK SEASONS:** Taylor had six seasons of 10-plus sacks in his career (all with Miami), including 14.5 in 2000, 18.5 in 2002, 13.0 in 2003, 12.0 in 2005, 13.5 in 2006 and 11.0 in 2007 ... His total of 18.5 sacks in 2002 led the NFL that season and tied for the Dolphins' single-season team record (with Bill Stanfill in 1973) … He was in the top five four other times — 2000 (fifth with 14.5), 2003 (fourth with 13), 2005 (fifth with 12) and 2006 (fourth with 13.5) ...

**MULTIPLE-SACK GAMES:** Taylor had 26 multi-sack games, including six with three sacks ...

**TOUCHDOWNS:** Taylor had nine touchdowns (all with Miami) in his career, including three via interception and six via fumble returns ... The Dolphins were 8-1 in games where Taylor scored a touchdown ... Taylor's nine touchdowns are the most by a player whose primary position was as a defensive lineman or linebacker:

| MOST DEFENSIVE TDs AMONG DL/LBs IN NFL HISTORY | | | | | | |
|---|---|---|---|---|---|---|
| | PLAYER | TEAMS | YEARS | FR | INT | TOTAL |
| 1. | JASON TAYLOR | MIAMI, WASHINGTON, N.Y. JETS | 1997-2011 | 6 | 3 | 9 |
| 2. | Bobby Bell | Kansas City | 1963-74 | 2 | 6 | 8 |
| 3. | Derrick Brooks | Tampa Bay | 1995-2008 | 1 | 6 | 7 |
| 4. | Several players | | | | | 6 |

**OPPONENT FUMBLE RECOVERIES:** Taylor's 29 career opponents' fumble recoveries is tied for the NFL record wit Jim Marshall ...

**FORCED FUMBLES:** Since 1994, Taylor's 48 forced fumbles are tied for third in the NFL with John Abraham, behind only Robert Mathis (52) and Julius Peppers (51) ... Taylor's 10 forced fumbles in 2006 are tied for most by an NFL player from 1997-2016, along with Charles Tillman in 2012 and Osi Umenyiora in 2010 ...

**FUMBLE RETURNS:** Taylor's six fumble returns for touchdowns is the highest total in NFL history, breaking Jessie Tuggle's NFL record with his sixth fumble recovery for a touchdown on Nov. 1, 2009 at the N.Y. Jets when he returned a Shonn Green fumble 48 yards for a TD ... Taylor's 246 fumble return yards ranks No. 4 in NFL history, behind only the 328 for DeAngelo Hall, 310 for Osi Umenyiora and 268 for Aeneas Williams ...

| MOST FUMBLE RETURNS FOR TOUCHDOWNS IN NFL HISTORY | | | | |
|---|---|---|---|---|
| | PLAYER | TEAMS | YEARS | TDs |
| 1. | JASON TAYLOR | MIAMI, WASHINGTON, N.Y. JETS | 1997-2011 | 6 |
| 2. | Jessie Tuggle | Atlanta | 1987-2000 | 5 |
| | DeAngelo Hall | Atlanta, Oakland, Washington | 2004-2016 | 5 |
| 4. | Ronde Barber | Tampa Bay | 1997-2012 | 4 |
| | Keith Bulluck | Tennessee, N.Y. Giants | 2000-2010 | 4 |
| | Link Lyman | Chicago, Frankfurt | 1922-1934 | 4 |
| | Bill Thompson | Denver | 1969-1981 | 4 |
| | Derrick Thomas | Kansas City | 1989-1999 | 4 |
| | Osi Umenyiora | N.Y. Giants, Atlanta | 2003-2014 | 4 |

**INTERCEPTIONS:** Taylor had eight interceptions (all with Miami) in his career, which is tied for the fourth-most in NFL history among defensive linemen ... Taylor had three interceptions which he returned for a touchdown (all with Miami) in his career, which is tied for the most in NFL history among defensive linemen:

| MOST INTERCEPTION RETURN TDs AMONG DEFENSIVE LINEMEN IN NFL HISTORY | | | | |
|---|---|---|---|---|
| | PLAYER | TEAMS | YEARS | TOTAL |
| 1. | JASON TAYLOR | MIAMI, WASHINGTON, N.Y. JETS | 1997-2011 | 3 |
| | Larry Cole | Dallas | 1968-1980 | 3 |
| | Larry Hand | Detroit | 1965-1977 | 3 |
| | Lamar Lundy | Los Angeles Rams | 1957-1969 | 3 |
| | George Martin | N.Y. Giants | 1975-1988 | 3 |

**GRAND SLAMS:** Taylor had two games in his career with a sack, forced fumble, fumble recovery and a touchdown return on the same play (all with Miami), which is tied for the most in NFL history with S Carnell Lake (1989-2001), DE Osi Umenyiora (2003-14) and CB Antoine Winfield (1999-2012) ...

**TRIPLE PLAYS:** Taylor had five games in his career with a sack, forced fumble and fumble recovery on the same play (all with Miami) ...

**SACK AND FORCED FUMBLES:** Taylor had 39 sack/forced fumble plays, which is second-most in NFL history behind Robert Mathis (47) ...

**FORCED FUMBLES:** Taylor had 48 forced fumbles in his career (including 45 as a member of the Dolphins) ...

**FUMBLE RECOVERIES:** Taylor had 29 career opponent fumble recoveries (27 as a member of the Dolphins), which is tied for NFL record with DE Jim Marshall (1960-79):

| MOST OPPONENTS' FUMBLES RECOVERED IN NFL HISTORY | | | | |
|---|---|---|---|---|
| | PLAYER | TEAMS | YEARS | TOTAL |
| 1. | JASON TAYLOR | MIAMI, WASHINGTON, N.Y. JETS | 1997-2011 | 29 |
| | Jim Marshall | Cleveland, Minnesota | 1960-1979 | 29 |
| 3. | Rickey Jackson | New Orleans, San Francisco | 1981-1995 | 28 |
| 4. | Kevin Greene | L.A. Rams, Pit., Car., SF | 1985-1999 | 26 |
| | Cornelius Bennett | Buffalo, Atlanta, Indianapolis | 1987-2000 | 26 |

**SAFETIES:** Taylor had three safeties in his career, including two with the Dolphins (one each in 2003 and 2005) and one with the Jets in 2011 ... His three career safeties are tied with 17 others for the fourth-most total in NFL history ...

**PASSES DEFENSED:** Taylor had 99 passes defensed in his career, which is the most in the NFL by any defensive lineman since the stat became official in 1994 ...

**DEFENSIVE PLAYER OF THE YEAR:** Taylor enjoyed one of the best years of his career in 2006 when he recorded 13.5 sacks, 9 forced fumbles, 2 fumble recoveries, and two interceptions (both of which were returned for touchdowns), an effort which resulted in his selection as the 2006 NFL Defensive Player of the

Year ...

**NFL MAN OF THE YEAR:** Taylor was named the Walter Payton NFL Man of the Year in 2007, the only league honor that recognizes both on-field achievements and off-the-field contributions ...

**PRO BOWLS:** Taylor was named to six AFC Pro Bowl teams in his Dolphins career (2000, 2002, 2004-2007) ... Those six selections are the second-most by any defensive player in Dolphins history (behind LB Zach Thomas) and are tied for fourth (along with Bob Griese, Jim Langer, and Bob Kuechenberg) for most selections overall (behind Dan Marino, Richmond Webb, and Thomas) in club history ... Taylor started five Pro Bowls, and his five starts is tied for second in team history (along with Jim Langer) behind Marino ...

**NFL HONORS:** Taylor was named first-team All-NFL three times (2000, 2002, 2006) and second-team All-NFL once (2001) ... Additionally, he was named first-team All-AFC four times (2000, 2002, 2004, 2006) ... Taylor was a second-team member of the NFL's All-Decade team of the 2000s ...

**DOLPHINS HONORS:** On Oct. 14, 2012, Taylor along with his fellow teammate Zach Thomas, together became the 23rd and 24th members to be inducted into the Dolphins Honor Roll ... In 2015, Taylor was named as one of the Dolphins' all-tine Top 50 players as part of the franchise's 50th season celebration ... Taylor was a four-time winner of the team's Dan Marino Most Valuable Player Award (2000, 2002, 2004, 2006) and the Don Shula Leadership Award (2002, 2006-07, 2009) ...

**DEFENSIVE PLAYER OF THE WEEK/MONTH:** Taylor earned seven Player of the Week honors in his career, having earned the honor twice in 2006 (at Chicago 11/5, vs. Minnesota 11/19) and in 2002 (at Denver 10/13, vs. Oakland 12/15) and once each in 2003 (vs. Washington, 11/23), 2004 (at San Francisco, 11/28), and 2005 (at Oakland, 11/27) ... Since the award was first instituted by the NFL in 1984, Taylor was the first player to win Defensive Player of the Week accolades in five straight seasons ... He also won three Defensive Player of the Month awards in his career ...

**DECADES:** When Taylor played on Jan. 3, 2010 vs. Pittsburgh, it was the third decade (1997-2007, 2009-10) in which he played a regular season game for the Dolphins ... He joined Hall of Famers Bob Griese (1967-1980), Larry Little (1969-1980), and Dan Marino (1983-1999/00) as the only Dolphins to have played at least one regular season game in each of three decades ...

**TOURS OF DUTY:** When Taylor played in the season opener on Sept. 12, 2011 vs. New England, he became the first player in team history to have been a member of the Dolphins' roster in three different tours of duty interrupted by stints with other teams (1997-07, 2009, 2011) ... The last player to appear in a game in three different stints with one franchise was LB Jeremiah Trotter, who played for the Philadelphia Eagles for a third time in 2009.

**GAMES PLAYED AND STARTS:** With 204 games played, Taylor has the third-highest total of games played in Dolphins history, behind only Dan Marino (242) and John Denney (224) ... Taylor played in his 200th game as with the Dolphins on Dec. 4, 2011 vs. Oakland ... Taylor also has the highest total of games played among defensive players in Dolphins history ... With 186 games started with the Dolphins, Taylor had the second highest total of games started in Dolphins history ... He also has the most starts among defensive players in Dolphins history.

## COLLEGE

Was a four-year letterman (1993-96) and three-year starter at Akron ... In his collegiate career, collected 279 tackles, 41 stops for loss, 21 sacks, seven fumble recoveries, eight forced fumbles and three interceptions ... Was a first-team All-Mid-American Conference choice as a senior, when he started at left defensive end ... Tallied 64 tackles (43 solo), and led team with 10 sacks and 18 stops for loss ... Added four fumble recoveries, three forced fumbles, six passes defensed and also had a 1-yard reception for a score against Illinois ... Earned National Defensive Player of the Week honors for his performance against Virginia Tech when he posted 12 tackles, two sacks, two fumble recoveries, three stops for loss and tackled a punt returner in the end zone for a safety ... Was an honorable mention All-America pick and a first-team All-MAC selection as a junior, when he started at weakside linebacker ... Led team with 99 tackles ... Added five sacks, 11 tackles for loss, three forced fumbles, a fumble recovery, five passes defensed and an interception ... Played in all 11 contests with nine starts at weakside linebacker in his sophomore campaign ... Had 70 tackles, and led team with six sacks and four stops for loss ... Also had an interception ... Saw reserve action as a redshirt freshman ... Finished with 46 tackles, including two for loss, one fumble recovery, one forced fumble, an interception and two passes defensed ... Also lettered on the Akron basketball team ... Majored in political science/criminal justice.

## PERSONAL

Taylor was homeschooled from grades 10-12, but played high school football for Woodland Hills High School in Pittsburgh, Pennsylvania … He has served as an NFL analyst for ESPN, NBC Sports and Sirius/XM NFL Radio and as an in-game analyst for NFL and college football for Westwood One … Was an analyst during the Dolphins' preseason games on Sportsradio 560 WQAM in 2016 and for WFOR CBS4 in 2019 … Teamed with professional golfer, Aaron Wise, to take first place in the 2019 Memorial Tournament Celebrity Pro-Am event at Muirfield Village Golf Club in Dublin, Ohio ... Taylor posted a second-place finish on the sixth season of Dancing with the Stars … He helped launch a limited edition collection of timepieces with the Invicta Watch Group … People Magazine named him to its 2008 "100 Most Beautiful" list and US

Weekly tabbed him one of "TV's New Top 10 Dream Men" … In addition, he has been considered one of the "10 Hottest Men in Sports" by Sports Illustrated for Women and one of the Top 20 Best Looking Male Athletes by a panel of Sports Illustrated swimsuit models … Taylor was the first-ever male spokesperson for the Neutrogena line of health and skin products ... He was a Jordan Brand Sports member of "Team Jordan" … Taylor appeared in national television commercials for Home Depot and Sprint and has been a featured model in several national and international print ad campaigns as well as in Men's Health, GQ, Sports Illustrated, TV Guide, Maxim and FHM magazines … He has appeared on The Tonight Show, MTV Cribs, Entertainment Tonight, Wheel of Fortune, BET's 106 & Park, The Jamie Kennedy Experiment and made a cameo appearance in the box office smash Jackass: Number Two ... Taylor was recognized by The Sporting News on multiple occasions with their annual "Good Guys" award … He received a prestigious JB Award following the 2006 season from James Brown, host of CBS Sports' "THE NFL TODAY" … Taylor was presented with the Henry P. Iba Citizen Athlete Award, given annually to America's premier athletes who excel in their sport and have shown by their actions a desire to help others … He was named as a co-winner of the Dolphins' Nat Moore Community Service Award in 2000 … Taylor worked with numerous charitable organizations during his playing career, including the Miami Project to Cure Paralysis, United Way, the Cystic Fibrosis Foundation, First Book, Habitat for Humanity and the Urban League … In the spring of 2002, Taylor participated in two USO Tours during which he visited military bases and hospitals in Kuwait, Iraq and Germany … In 2004, Taylor established the Jason Taylor Foundation in an effort to build a better future for the children of South Florida … The JTF has contributed more than $7 million in programs and services to benefit youth … In 2007, the Jason Taylor Reading Room, a comprehensive after-school program designed to address academic challenges among inner-city youth, particularly in the areas of literacy, was proudly launched in Miramar … The Reading Room also features a Spoken Word Poetry component that incubated a full-blown network, now featuring more than 60 schools and thousands of participating students … The bluapple Poetry Network is rapidly expanding through Louder Than a Bomb Florida, which brings school-based poetry teams together to showcase this art form through a friendly competition, while providing teens from diverse backgrounds a common vehicle for written and performance-based self-expression … Holtz Children's Hospital officially renamed its recreational and educational hub as "The Jason Taylor Children's Learning Center" … A total of 52 middle-school students have been awarded college scholarships as a result of the Foundation's work with Take Stock in Children, and more than $250,000 in new clothes have been distributed to deserving students through Taylor's "Cool Gear for the School Year" program during which children are given a $300 back-to-school shopping opportunity at Old Navy … Has two sons, Isaiah and Mason, and a daughter, Zoe … Full name is Jason Paul Taylor, born Sept. 1, 1974 in Pittsburgh, Pa.

## JASON TAYLOR'S NFL REGULAR SEASON STATS

| | | | | TACKLES | | | | | INTERCEPTIONS | | | | | FUMBLES | | |
|---|---|---|---|---|---|---|---|---|---|---|---|---|---|---|---|---|
| YEAR | TEAM | GP | GS | TOT | SOLO | ASST | SK | YDS | INT | YDS | LG | TD | PD | FF | FR | YDS |
| 1997 | MIAMI | 13 | 11 | 42 | 30 | 12 | 5.0 | 39.0 | 0 | 0 | 0 | 0 | 4 | 2 | 2 | 0 |
| 1998 | MIAMI | 16 | 15 | 52 | 34 | 18 | 9.0 | 38.0 | 0 | 0 | 0 | 0 | 8 | 4 | 0 | 0 |
| 1999 | MIAMI | 15 | 15 | 40 | 25 | 15 | 2.5 | 19.5 | 1 | 0 | 0 | 0 | 4 | 0 | 2 | 4 |
| 2000 | MIAMI | 16 | 16 | 63 | 35 | 28 | 14.5 | 92.0 | 1 | 2 | 2 | 0 | 6 | 1 | 4 | 29 |
| 2001 | MIAMI | 16 | 16 | 71 | 48 | 23 | 8.5 | 44.5 | 1 | 4 | 4 | 0 | 8 | 4 | 4 | 7 |
| 2002 | MIAMI | 16 | 16 | 69 | 46 | 23 | 18.5 | 162.5 | 0 | 0 | 0 | 0 | 8 | 7 | 2 | 5 |
| 2003 | MIAMI | 16 | 16 | 59 | 39 | 20 | 13.0 | 70.0 | 0 | 0 | 0 | 0 | 3 | 3 | 2 | 34 |
| 2004 | MIAMI | 16 | 16 | 68 | 41 | 27 | 9.5 | 64.5 | 1 | -3 | -3 | 0 | 11 | 2 | 3 | 1 |
| 2005 | MIAMI | 16 | 16 | 73 | 52 | 21 | 12.0 | 80.0 | 0 | 0 | 0 | 0 | 10 | 4 | 2 | 85 |
| 2006 | MIAMI | 16 | 16 | 62 | 42 | 20 | 13.5 | 74.0 | 2 | 71 | 51t | 2 | 11 | 10 | 2 | 33 |
| 2007 | MIAMI | 16 | 16 | 56 | 47 | 9 | 11.0 | 63.0 | 1 | 36 | 36t | 1 | 4 | 4 | 3 | 0 |
| 2008 | WASHINGTON | 13 | 8 | 29 | 21 | 8 | 3.5 | 29.5 | 0 | 0 | 0 | 0 | 9 | 1 | 0 | 0 |
| 2009 | MIAMI | 16 | 15 | 42 | 33 | 9 | 7.0 | 37.0 | 1 | 0 | 0 | 0 | 5 | 3 | 1 | 0 |
| 2010 | N.Y. JETS | 16 | 5 | 36 | 25 | 11 | 5.0 | 23.0 | 0 | 0 | 0 | 0 | 6 | 2 | 2 | 0 |
| 2011 | MIAMI | 16 | 2 | 18 | 13 | 5 | 7.0 | 33.0 | 0 | 0 | 0 | 0 | 2 | 1 | 0 | 0 |
| | **NFL TOTALS** | **233** | **199** | **780** | **531** | **249** | **139.5** | **869.5** | **8** | **110** | **51t** | **3** | **99** | **48** | **29** | **198** |

## JASON TAYLOR'S NFL PLAYOFF STATS

| | | | | TACKLES | | | | | INTERCEPTIONS | | | | | FUMBLES | | |
|---|---|---|---|---|---|---|---|---|---|---|---|---|---|---|---|---|
| YEAR | TEAM | GP | GS | TOT | SOLO | ASST | SK | YDS | INT | YDS | LG | TD | PD | FF | FR | YDS |
| 1997 | MIAMI | 1 | 1 | 3 | 2 | 1 | 0.0 | 0.0 | 0 | 0 | 0 | 0 | 0 | 0 | 0 | 0 |
| 1998 | MIAMI | | | | INJURED RESERVE | | | | | | | | | | | |
| 1999 | MIAMI | 2 | 2 | 2 | 2 | 0 | 0.0 | 0.0 | 0 | 0 | 0 | 0 | 0 | 0 | 0 | 0 |
| 2000 | MIAMI | 2 | 2 | 11 | 7 | 4 | 0.0 | 0.0 | 0 | 0 | 0 | 0 | 0 | 0 | 0 | 0 |
| 2001 | MIAMI | 1 | 1 | 10 | 6 | 4 | 0.0 | 0.0 | 0 | 0 | 0 | 0 | 0 | 0 | 0 | 0 |
| 2010 | N.Y. JETS | 3 | 0 | 7 | 6 | 1 | 0.0 | 0.0 | 0 | 0 | 0 | 0 | 0 | 0 | 0 | 0 |
| | **PLAYOFF TOTALS** | **9** | **6** | **33** | **23** | **10** | **0.0** | **0.0** | **0** | **0** | **0** | **0** | **0** | **0** | **0** | **0** |

## ADDITIONAL STATS

**Defensive Touhdowns:** 1 fumble return (4 yards) in 1999, 1 fumble return (29 yards) in 2000, 1 fumble return (1 yard) in 2001, 1 fumble return (34 yards) in 2003, 1 fumble return (85 yards) in 2005, 2 interception returns (20 yards, 51 yards) in 2006, 1 interception return (36 yards), 1 fumble return (48 yards) in 2010 for total of 6 fumble returns, 3 interception returns.
**Safeties:** (Miami) 1 in 2003, 1 in 2005, (N.Y. Jets) 1 in 2010 for total of 3.
**Special Teams Tackles:** 6 in 1997, 7 in 1999, 2 in 2000, 1 in 2002 for total of 16 (P-2).
**Blocked Field Goals:** 1 in 2006, 1 in 2007 for total of 2.



# 42 PAUL WARFIELD

WIDE RECEIVER
INDUCTED: 1983 // BORN: 11/28/42 // COLLEGE: OHIO STATE '64
NFL: 1964-74, 1976-77 // DOLPHINS: 1970-74
PRESENTED INTO HALL BY: GENE SLAUGHTER

Paul Warfield sandwiched two stints with the Cleveland Browns (1964-69 and 1976-77) around a five-year career with the Dolphins. After spending his first six seasons in the NFL with the Browns, Warfield was acquired by Miami in January of 1970 in exchange for a first-round pick in the upcoming draft. In his five seasons with the Dolphins, Warfield had 156 receptions for 3,355 yards (21.5 avg.) and 33 touchdowns. When he left Miami following the 1974 season, Warfield ranked first on the team's career receiving yards and receiving touchdowns lists, while he was third on the Dolphins all-time record list for receptions. His 21.5 average per reception is still the highest in Miami history. His career receiving totals in the NFL are 427 receptions for 8,565 yards (20.1 avg.) and 85 touchdowns. At the time of his retirement following the 1977 season, Warfield's career catches were tied for the 17th most in NFL history, his career receiving yards were the sixth-most and his 85 touchdown catches were tied for the third-highest total in the league's history. A member of both the '72 and '73 Super Bowl championship teams, he was selected to play in the Pro Bowl all five years he was with the Dolphins (once as a starter), in addition to being named to three Pro Bowl squads with the Browns. Warfield, one of two Dolphins (along with Mark Ingram) in the team's history to score four touchdowns in one game, also played one season with the Memphis Southmen of the World Football League (1975) before finishing his career with Cleveland. He was elected to the Hall of Fame in his first year of eligibility. In 1990, he also was voted as a wide receiver on the Dolphins' Silver Anniversary all-time team, and on Nov. 19, 1990, he was enshrined on the Dolphins Honor Roll at Hard Rock Stadium. He also was a charter inductee in the Dolphins' Walk of Fame on Dec. 4, 2011 and was voted as one of the Dolphins' all-time top 50 players, as part of the franchise's 50th season celebration in 2015.

## PAUL WARFIELD'S CAREER STATISTICS

| YEAR | TEAM | G-S | ATT. | YDS. | AVG. | LG | TD |
|---|---|---|---|---|---|---|---|
| 1964 | CLEVELAND | 14-NA | 52 | 920 | 17.7 | 62t | 9 |
| 1965 | CLEVELAND | 1-NA | 3 | 30 | 10.0 | 13 | 0 |
| 1966 | CLEVELAND | 14-NA | 36 | 741 | 20.6 | 51 | 5 |
| 1967 | CLEVELAND | 14-NA | 32 | 702 | 21.9 | 49t | 8 |
| 1968 | CLEVELAND | 14-NA | 50 | 1067 | 21.3 | 65t | 12 |
| 1969 | CLEVELAND | 11-NA | 42 | 886 | 21.1 | 82t | 10 |
| 1970 | MIAMI | 14-14 | 28 | 703 | 25.1 | 54 | 6 |
| 1971 | MIAMI | 12-11 | 43 | 996 | 23.2 | 86t | 11 |
| 1972 | MIAMI | 14-14 | 29 | 606 | 20.9 | 47 | 3 |
| 1973 | MIAMI | 14-14 | 29 | 514 | 17.7 | 45 | 11 |
| 1974 | MIAMI | 14-14 | 27 | 536 | 19.9 | 54 | 2 |
| 1975 | MEMPHIS* | 10-NA | 25 | 422 | 16.9 | 44t | 3 |
| 1976 | CLEVELAND | 14-14 | 38 | 613 | 16.1 | 37t | 6 |
| 1977 | CLEVELAND | 14-9 | 18 | 251 | 13.9 | 52t | 2 |
| **MIAMI TOTALS** | | **68-67** | **156** | **3355** | **21.5** | **86t** | **33** |
| **CLEVELAND TOTALS** | | **96-NA** | **271** | **5210** | **19.2** | **82t** | **52** |
| **NFL TOTALS** | | **164-NA** | **427** | **8565** | **20.1** | **86t** | **85** |
| **MIAMI PLAYOFFS** | | **11-11** | **34** | **717** | **21.1** | **75t** | **4** |
| **CLEVELAND PLAYOFFS** | | **7-7** | **24** | **404** | **16.8** | **56** | **1** |
| **PLAYOFF TOTALS** | | **18-18** | **58** | **1121** | **19.3** | **75t** | **5** |

** stats with WFL Memphis not included in career totals*

# OTHER DOLPHINS HALL OF FAMERS



## BOBBY BEATHARD

**COACH/EXECUTIVE** **YEAR INDUCTED: 2018**
**NFL CAREER: 1963-2000** **DOLPHINS: 1972–77**
**PRESENTED INTO HALL BY: JOE GIBBS**

Bobby Beathard served as director of player personnel for the Miami Dolphins from 1972-77 and was a part of the team's back-to-back Super Bowl championships from 1972-77, including the NFL's only perfect season in 1972. He is credited with helping build both the Dolphins' famous No Name and Killer B defenses.

Over the course of his 38 years in the NFL, his teams competed in seven Super Bowls (winning four times), beginning with the Kansas City Chiefs in 1966, Dolphins in 1972 and 1973, Washington Redskins in 1982, 1983, and 1987, and the San Diego Chargers in 1994.

Beathard first joined pro football in 1963 as a part-time scout for the Chiefs. He left the Chiefs briefly to scout for the American Football League and returned to Kansas City full-time in 1966. He earned an AFL championship ring as a member of the 1966 Chiefs organization. Beathard served as a scout for the Atlanta Falcons from 1968-71. In 1972, Beathard was named director of player personnel for the Dolphins, where he served with the team throughthe 1977 season. In 1978, the Redskins named Beathard general manager. During his tenure in Washington, he helped lead the Redskins to three Super Bowls and two championships. After a year as a studio analyst with NBC in 1989, Beathard joined the Chargers as general manager. In just his third season in San Diego, the organization won its first division title in more than a decade and, after five years, appeared in its first Super Bowl. He retired in 2000.

## CRIS CARTER

**WIDE RECEIVER** **YEAR INDUCTED: 2013**
**NFL CAREER: 1987-2002** **DOLPHINS: 2002**
**PRESENTED INTO HALL BY: DURON CARTER**

A fourth-round pick of the Philadelphia Eagles in the 1987 Supplemental Draft, Cris Carter developed into one of the most prolific receivers in the NFL. He spent his first three seasons as a member of the Eagles (1987-1989) and then played with the Minnesota Vikings for 12 years (1990-2001), where he helped re-write the team's record book.

Carter finished his NFL career as a member of the Miami Dolphins, coming out of retirement to sign with Miami as a free agent on Oct. 21, 2002. He remained on the team's roster until the conclusion of the season, playing in five games with the Dolphins, including one start, and recorded eight catches for 66 yards (8.3 avg.) and one touchdown. He also was inactive for four games during that span due to a kidney injury.

Carter's career regular season totals include 1,101 receptions for 13,899 yards (12.6 avg.) and 130 touchdowns. At the time of his retirement, Carter ranked No. 2 in NFL history in receptions and receiving touchdowns (behind Jerry Rice) and was fourth in reception yardage. During his tenure in Minnesota, he led the Vikings in receptions for 10 straight years, recorded eight straight 1,000-yard seasons and also earned eight consecutive Pro Bowl berths. In 1994, Carter set a then-NFL record for receptions in a season when he hauled in 122 passes for 1,256 yards (10.3 avg.) and scored seven touchdowns. A year later in 1995 he registered his second straight 122-catch season and amassed a career-high 1,371 yards (11.2 avg.) and 17 touchdowns. His two-year total of 244 catches was the most in NFL history. He was named to the NFL's All-Decade Team of the 1990s, and was inducted into the Pro Football Hall of Fame in 2013.

An Ohio native, he played collegiately at Ohio State.

# BILL PARCELLS

**COACH/EXECUTIVE** **YEAR INDUCTED: 2013**
**NFL CAREER: 1983-90, 1993-99, 2003-06, 2008-10** **DOLPHINS: 2008-10**
**PRESENTED INTO HALL BY: GEORGE MARTIN**

Bill Parcells served the Miami Dolphins in an executive capacity, but he is best known for his success as a head coach in the NFL. In his 19 years as a head coach in the league, he experienced just five losing seasons. Four times he took struggling teams and turned them into winners. He won two Super Bowls, and his teams finished in either first or second place in their division 11 times.

Parcells spent almost three full seasons (2008-10) as the Executive Vice President of Football Operations of the Dolphins. He had an immediate impact, inheriting a 1-15 team and turning them around his first year, leading the Dolphins to an 11-5 record in 2008 along with the AFC East title and a playoff berth. The team's 10-game turnaround was tied for the biggest improvement in NFL history.

Parcells had the most success as head coach of the New York Giants. He took over that position in 1983, inheriting a Giants team that had just one winning season in its previous 10 years. After a 3-12-1 season in his first year, the Giants made the postseason as a wild-card team the next two years. In 1986, however, the Giants finished 14-2 and capped the year with a victory over the Denver Broncos in Super Bowl XXI. And in 1990 the team captured its second Lombardi Trophy with a dramatic 20-19 victory over the Buffalo Bills in Super Bowl XXV. Parcells took over as head coach of the New England Patriots, and in 1996 he led them to a berth in Super Bowl XXXI. After that he moved to the New York Jets, and in 1998 he guided them to a 12-4 record and advanced to the AFC championship game. His final stint as a head coach in the NFL came with the Dallas Cowboys from 2003-06. He led the team to playoff appearances twice during that tenure.

Overall Parcells spent 26 seasons as a coach and executive in the NFL. He compiled an overall coaching record of 172-130-1 in the regular season and 11-8 in the playoffs. He was named NFL Coach of the Year in 1986 and 1994 and was inducted into the Pro Football Hall of Fame in 2013.

# JUNIOR SEAU

**LINEBACKER** **YEAR INDUCTED: 2015**
**NFL CAREER: 1990-2009** **DOLPHINS: 2003-05**
**PRESENTED INTO HALL BY: SYDNEY SEAU**

Junior Seau played three years (2003-05) as a linebacker for the Dolphins, but is best known as a perennial Pro Bowl performer for 13 seasons with the San Diego Chargers and also spent his last four years in the NFL as a member of the New England Patriots. During his 20-year career, he recorded 56.5 sacks along with 18 interceptions and was known for his leadership and his passionate style of play.

Seau was acquired by the Dolphins on April 16, 2003 from the Chargers in exchange for a 2004 fifth-round draft choice. During his tenure in Miami, Seau teamed with Jason Taylor, Zach Thomas and others to form the nucleus of one the strongest defensive units in the NFL. In 2003, his first season with the Dolphins, he started 15 games and finished second on the team with 133 tackles, the ninth time in his career he recorded 100 or more tackles in a season. He also added three sacks. He proved to be a key addition to a defense that allowed only 90.8 yards rushing per game, the fifth-best mark in the NFL, as the Dolphins became the only team in the league not to permit an individual 100-yard rusher. In 2004 he started the first eight games of the season, recording 68 tackles and a sack before being placed on injured reserve with a torn right pectoral muscle he injured on Nov. 1 at the New York Jets. At the time of the injury he was averaging eight tackles a game and ranked second on the team in tackles. Limited by injuries in 2005, Seau only played in seven games with the Dolphins (including five starts) and had 43 tackles and one sack before being placed on injured reserve on Nov. 24 with an Achilles tendon injury. He was released by Miami on March 6, 2006. In two of his three years with the Dolphins (2003-04) his teammates voted him the recipient of the Don Shula Leadership Award.

During his 13 years in San Diego (1990-2002), Seau was voted to 12 consecutive Pro Bowls, becoming just the fourth player since 1970 to be selected 10 or more straight times to the Pro Bowl. He recorded 100 or more tackles in eight of his seasons in San Diego and was selected the Chargers' Most Valuable Player six times. He was named the NFL Defensive Player of the Year in 1992 by UPI and also was named to the All-Decade Team of the 1990s by the Pro Football Hall of Fame. In 1994 he led the Chargers to a berth in Super Bowl XXIX, the franchise's only Super Bowl appearance, and in the AFC Championship Game that

season against the Pittsburgh Steelers he recorded 16 tackles despite playing with a pinched nerve in his neck. That same year he was named the NFL Man of the Year for his philanthropic efforts, and he was a constant and active contributor to his community throughout his career.

Following his tenure in Miami, Seau spent his final four seasons (2006-09) in the league with the New England Patriots. In 2007, he recorded 74 tackles and 3.5 while playing in all 16 games for Patriots' AFC Championship team that went undefeated in the regular season before losing to the New York Giants in Super Bowl XLII. Seau retired following his final season with the Patriots in 2009, and he died on May 2, 2012 in San Diego at the age of 43. He was elected to the Hall of Fame on Jan. 31, 2015 in his first year of eligibility.

A native of San Diego, Seau played collegiately at the University of Southern California (USC).

## THURMAN THOMAS

**RUNNING BACK** — **YEAR INDUCTED: 2007**
**NFL CAREER: 1988-2000** — **DOLPHINS: 2000**
**PRESENTED INTO HALL BY: MARV LEVY**

A second-round draft choice of Buffalo in 1988, Thurman Thomas went on to enjoy a stellar 13-year NFL career (1988-2000), the first 12 with the Bills. He was a critical component that catapulted Buffalo to an unprecedented four straight Super Bowl appearances, following the 1990-93 seasons.

Thomas concluded his career as a Dolphin after signing with the team as a free agent on March 7, 2000. He played in nine games that season and rushed for 136 yards on 28 carries (4.9 avg.) and caught 16 passes for 117 yards (7.3 avg.) and a touchdown. He sustained a career-ending knee injury in a game at San Diego on Nov. 12, 2000.

Thomas' career regular season statistics include 12,074 rushing yards and 65 touchdowns on 2,877 attempts (4.2 avg.), and 472 receptions for 4,458 yards (9.4 avg.) and 23 touchdowns. At the time of his retirement following the 2000 season, his rushing yardage total ranked ninth in NFL annals while his 16,532 total yards from scrimmage were sixth-most and fifth among running backs. He was named to the NFL's All-Decade Team of the 1990s, was selected as a first- or second-team All-Pro five times and was voted to the Pro Bowl five straight years. His election into the Pro Football Hall of Fame was announced on Feb. 2, 2007 in Miami.

A native of Houston, Thomas played collegiately at Oklahoma State.

### THREE DOLPHINS NAMED NFL MAN OF THE YEAR

The NFL's Man of the Year award is the highest off-the-field honor attainable by an NFL player. It recognizes players for their excellence both on the field and in their communities.

Center Dwight Stephenson (1985), quarterback Dan Marino (1998) and defensive end Jason Taylor (2007) have each won the award while playing for the Dolphins. Miami is one of only eight teams to have three or more of its players receive the honor since it was instituted by the league in 1970. Kansas City and Chicago have had five players win the award, Pittsburgh and San Diego both have had four players, while Miami, Cincinnati, Dallas and Philadelphia each boast three award winners.

*Dwight Stephenson*

*Dan Marino*

*Jason Taylor*

# DOLPHINS RETIRED JERSEYS

## BOB GRIESE #12

Bob Griese's No. 12 jersey became the first Dolphin number to be retired, on May 6, 1982, in ceremonies at the Dolphins' annual awards banquet.

No other player in the history of the Dolphins, either before or after Griese, wore No. 12 in regular season play.

Griese was further recognized when he was elected to the Pro Football Hall of Fame in 1990.

For a full bio of Griese, please see the Hall of Fame section of the media guide.

## DAN MARINO #13

Dan Marino's No. 13 jersey became the second Dolphins uniform number to be retired, on Sunday, Sept. 17, 2000, at halftime of the Dolphins-Baltimore Ravens game. He was also inducted into the Dolphins Honor Roll on that date. Marino was further honored when he was elected to the Pro Football Hall of Fame in 2005.

The only other Dolphin player to wear No. 13 was safety Jake Scott, who wore that number from 1970 through 1975.

For a full bio of Marino, please see the Hall of Fame section of the media guide.

## LARRY CSONKA #39

Larry Csonka's jersey No. 39 became the third number in club history to be retired, during halftime ceremonies of the Dolphins' game against the Chicago Bears on Dec. 9, 2002.

No player other than Csonka ever wore No. 39 in regular season play. Csonka wore that number in his eight years with the Dolphins, from 1968 through 1974 and again in 1979.

Csonka also was honored when he was elected to the Pro Football Hall of Fame in 1987.

For a full bio of Csonka, please see the Hall of Fame section of the media guide.

# ALL-TIME ROSTER – HEAD COACHES

*Bold = active Dolphins coach as of May 20, 2019*

| COACH | SCHOOL | YEARS |
|---|---|---|
| Bates, Jim | Tennessee | 2004 |
| Bowles, Todd | Temple | 2011 |
| Cameron, Cam | Indiana | 2007 |
| Campbell, Dan | Texas A&M | 2015 |
| Gase, Adam | Michigan State | 2016-18 |
| Johnson, Jimmy | Arkansas | 1996-99 |
| Philbin, Joe | Washington & Jefferson | 2012-15 |
| Saban, Nick | Kent State | 2005-06 |
| Shula, Don | John Carroll | 1970-95 |
| Sparano, Tony | New Haven | 2008-11 |
| Wannstedt, Dave | Pittsburgh | 2000-04 |
| Wilson, George | Northwestern | 1966-69 |

# ALL-TIME ROSTER – ASSISTANT COACHES

*Bold = active Dolphins coach as of May 20, 2019*

| COACH | SCHOOL | TITLE | YEARS |
|---|---|---|---|
| Adams, Blue | Cincinnati | Assistant Defensive Backs | 2012-15 |
| Anarumo, Lou | Wagner | Defensive Backs<br>Defensive Coordinator | 2012-17<br>2015 |
| Armstrong, Keith | Temple | Special Teams | 2001-07 |
| Arnsparger, Bill | Miami (Ohio) | Defense, Linebackers<br>Assistant Head Coach/Defense | 1970-72<br>1973,<br>1976-83 |
| **Arthur, Jim** | **Springfield College** | **Assistant Strength and Conditioning** | **2016-18** |
| Baggett, Charlie | Michigan State | Assistant Head Coach/Offense/WRs | 2005-06 |
| Barrett, Danny | Cincinnati | Running Backs | 2016-17 |
| Bates, Jim | Tennessee | Defensive Coordinator | 2000-04 |
| Beightol, Larry | Catawba | Assistant Head Coach/Offensive Line<br>Offensive Line | 1996-97<br>1998 |
| Benton, John | Colorado State | Offensive Line | 2014-15 |
| Bicknell Jr., Jack | Boston College | Assistant Offensive Line | 2014-15 |
| Bingaman, Les | Illinois | Defensive Line | 1966-69 |
| Blevins, Doug | E. Tennessee State | Kicking | 1997-02 |
| Bonamego, John | Central Michigan | Special Teams Coordinator | 2008-10 |
| Boudreau, Paul | Boston College | Offensive Line | 1999-00 |
| Bowles, Todd | Temple | Assistant Head Coach/Secondary | 2008-11 |
| Brooks, Clarence | Massachusetts | Defensive Line | 2000-04 |
| Brown, Kippy | Memphis | Running Backs<br>Offensive Coordinator | 1996-97<br>1998-99 |
| Bullen, Charlie | Iowa | Defensive Assistant<br>Assistant Defensive Line<br>Assistant Linebackers | 2012<br>2013-15<br>2016-18 |
| Burke, Matt | Dartmouth | Linebackers<br>Defensive Coordinator | 2016<br>2017-18 |
| Burris, Jeff | Notre Dame | Defensive Assistant<br>Assistant Defensive Backs | 2013-15<br>2015 |
| Bush, Steve | S. Connecticut State | Offensive Quality Control<br>Wide Receivers | 2008-10<br>2011 |
| Bush, Frank | North Carolina State | Assistant Head Coach/Linebackers | 2017-18 |
| Campbell, Dan | Texas A&M | Coaching Intern/Offense<br>Tight Ends | 2010<br>2011-15 |
| Capers, Dom | Mount Union | Special Assistant to the Head Coach<br>Defensive Coordinator | 2006<br>2007 |
| Carter, Andre | California | Assistant Defensive Line | 2017-18 |
| Christensen, Clyde | North Carolina | Offensive Coordinator | 2016-17 |
| Clark, Monte | Southern California | Offensive Line<br>Offense<br>Offense/Offensive Line, Run Offense<br>Offensive Line | 1970-73<br>1974<br>1975<br>1995 |
| Coley, James | Florida State | Offensive Assistant<br>Offensive Quality Control | 2005<br>2006 |

| COACH | SCHOOL | TITLE | YEARS |
|---|---|---|---|
| Collier, Joel | Northern Colorado | Staff Assistant | 1994 |
| | | Defensive Staff Assistant | 1995-97 |
| | | Running Backs | 1998-04 |
| Corrao, David | Arizona | Defensive Quality Control | 2008-09 |
| | | Defensive Quality Control/Ass't LBs | 2010-11 |
| | | Assistant Linebackers | 2012-15 |
| Costello, Vince | Ohio University | Defense | 1974 |
| Coyle, Kevin | Massachusetts | Defensive Coordinator | 2012-15 |
| Cox, Bryan | Western Illinois | Pass Rush | 2011 |
| Craig, Dameyune | Auburn | Special Teams Assistant | 2005 |
| Crosby, Steve | Fort Hays State | Special Teams | 1979-82 |
| Daboll, Brian | Rochester | Offensive Coordinator | 2011 |
| Danna, Joe | Central Michigan | Assistant Secondary | 2010-11 |
| Davis, Bo | Louisiana State | Assistant Strength and Conditioning/ Assist with the Defensive Line | 2006 |
| Davis, Tim | Utah | Assistant Offensive Line | 2005-07 |
| Day, Shane | Kansas State | Tight Ends | 2016-18 |
| DeGuglielmo, Dave | Boston University | Offensive Line | 2009-11 |
| | | Senior Offensive Asst. | 2017 |
| DeLeone, George | Connecticut | Tight Ends | 2008-10 |
| Dellenbach, Jeff | Wisconsin | Fellowship Coach-Offense/Special Teams | 2004 |
| Doll, Don | Southern California | Linebackers, Pass Defense | 1975-76 |
| Dooley, Derek | Virginia | Tight Ends | 2005-06 |
| Dorrell, Karl | UCLA | Wide Receivers | 2008-10 |
| | | Quarterbacks | 2011 |
| Duffner, Mark | William & Mary | Linebackers | 2014-15 |
| Dumas, Michael | Indiana | Defensive Secondary Coaches Ass't | 2007 |
| Edwards, George | Duke | Linebackers | 2005-07 |
| | | Inside Linebackers | 2008-09 |
| | | Linebackers | 2012-13 |
| English, Wally | Louisville | Quarterbacks, Receivers | 1981-82 |
| Fears, Eric | Virginia | Assistant Strength and Conditioning | 2004-05 |
| Fipp, Dave | Arizona | Assistant Special Teams | 2011-12 |
| Foerster, Chris | Colorado State | Offensive Coordinator | 2004 |
| | | Offensive Line | 2016 |
| | | Run Game Coordinator/Offensive Line | 2017 |
| Ford, Robert | Houston | Wide Receivers | 1998-03 |
| Gailey, Chan | Florida | Offensive Coordinator | 2000-01 |
| Gamble, John | Hampton Institute | Strength | 1994-95 |
| | | Strength and Conditioning | 1996-05 |
| | | Director of Player Development/Special Assistant to the Head Coach | 2006 |
| Garrett, Jason | Princeton | Quarterbacks | 2005-06 |
| Garrett, Judd | Princeton | Offensive Assistant | 2000 |
| | | Offensive Quality Control | 2001-02, 05 |
| | | Offensive Quality Control/QBs | 2003 |
| | | Offensive Quality Control/WRs | 2004 |
| Godette, Cary | East Carolina | Defensive Line | 1996-99 |
| Greene, Joe | North Texas State | Defensive Line | 1992-95 |
| **Grizzard, Josh** | **Yale** | **Offensive Quality Control** | **2017-18** |
| Hardegree, Bo | Tennessee | Quarterbacks | 2016-18 |
| Hefferle, Ernie | Duquesne | Offensive Line | 1966-69 |
| Henning, Dan | William & Mary | Quarterbacks, Receivers | 1979-80 |
| | | Offensive Coordinator | 2008-10 |
| Hill, Bert | Auburn-Montgomery | Associate Strength and Conditioning | 2005 |
| | | Strength and Conditioning | 2006 |
| Hill, George | Denison | Linebackers | 1989-95 |
| | | Defensive Coordinator/Linebackers | 1996-99 |
| Hill, Renaldo | Michigan State | Assistant Defensive Backs | 2018 |
| Hilliard, Ike | Florida | Assistant Wide Receivers | 2011 |
| Hoffman, Steve | Dickinson | Assistant Special Teams | 2007 |
| | | Kicking | 2008 |
| Houck, Hudson | Southern California | Offensive Line | 2005-07 |
| Idzik, John | Maryland | Offensive Backs | 1966-69 |
| Jackson, Bobby | Samford | Running Backs | 2007 |
| Jefferson, Shawn | Central Florida | Wide Receivers | 2016-17 |
| | | Assistant Head Coach/Offense | 2018 |
| Johnson, Ben | North Carolina | Offensive Assistant | 2012 |
| | | Assistant Quarterbacks | 2013-15 |
| | | Tight Ends | 2015 |
| | | Assistant Wide Receivers | 2016-17 |
| | | Wide Receivers | 2018 |
| Jones, Daronte | Morgan State | Assistant Defensive Backs | 2016-17 |

| COACH | SCHOOL | TITLE | YEARS |
|---|---|---|---|
| Jones, Pat | Arkansas | Tight Ends | 1996-03 |
| Jones, Travis | Georgia | Assistant Defensive Line | 2005 |
| | | Outside Linebackers | 2006 |
| | | Defensive Line (Ends) | 2007 |
| Joseph, Vance | Colorado | Defensive Coordinator | 2016 |
| Keane, Tom | West Virginia | Defensive Backs | 1966-75 |
| | | Defensive Backs, Punting | 1976-84 |
| | | Special Teams | 1985 |
| Kocurek, Kris | Texas Tech | Defensive Line | 2018 |
| Koenning, Les | Texas | Offensive Staff Assistant | 1997 |
| Krein, Darren | Miami (Fla.) | Strength and Conditioning | 2011-15 |
| Kuper, Chris | North Dakota State | Offensive Quality Control | 2016 |
| | | Asst. Offensive Line | 2017-18 |
| Lazor, Bill | Cornell | Offensive Coordinator | 2014-15 |
| Lee, David | Vanderbilt | Quarterbacks | 2008-10 |
| Lewis, Bill | East Stroudsburg | Defensive Nickel Package | 1996-04 |
| Linehan, Scott | Idaho | Offensive Coordinator | 2005 |
| Loggains, Dowell | Arkansas | Offensive Coordinator | 2018 |
| Maalouf, Marwan | Baldwin-Wallace | Assistant Special Teams | 2013-18 |
| Marcus, Evan | Ithaca | Strength and Conditioning | 2008-10 |
| Marshall, Marvin | South Carolina State | Offensive Quality Control | 2007 |
| Martin, Ben | Trinity College (Conn.) | Offensive Assistant | 2014-15 |
| Maser, Mike | Buffalo | Offensive Line | 2008 |
| Matheson, Bob | Duke | Special Teams | 1983 |
| | | Special Teams, Linebackers | 1984 |
| | | Linebackers | 1985-86 |
| Maxie, Brett | Texas Southern | Secondary (Safeties) | 2007 |
| McGeoghan, Phil | Maine | Assistant Wide Receivers | 2012-15 |
| | | Wide Receivers | 2015 |
| McGeorge, Rich | Elon | Assistant Offensive Line, Tight Ends | 1993-95 |
| | | Assistant Offensive Line | 1996-99 |
| McKinney, Rusty | Towson | Defensive Quality Control | 2016-18 |
| McPeak, Bill | Pittsburgh | Offense | 1973-74 |
| Mosley, Chris | Washington & Jefferson | Assistant Offensive Line | 2012-13 |
| Mularkey, Mike | Florida | Offensive Coordinator | 2006 |
| | | Tight Ends | 2007 |
| Muschamp, Will | Georgia | Assistant Head Coach/Defense | 2005 |
| Nathan, Tony | Alabama | Coaches' Assistant | 1989-92 |
| | | Offensive Backs | 1993-95 |
| Nixon, Jeff | Penn State | Running Backs | 2011-15 |
| Nolan, Mike | Oregon | Defensive Coordinator | 2010-11 |
| Nunn, Robert | Oklahoma State | Assistant Defensive Line/Def. Assistant | 2000 |
| | | Assistant Def. Line/Def. Qual. Control | 2001-02 |
| **Oden, Tony** | **Baldwin-Wallace** | **Defensive Backs** | **2018** |
| Ohrt, Brad | Appalachian State | Assistant Strength and Conditioning | 2007 |
| O'Keefe, Ken | John Carroll | Wide Receivers | 2012-15 |
| | | Senior Offensive Assistant | 2015 |
| Olivadotti, Tom | Upsala | Defense | 1987-95 |
| Parmalee, Bernie | Ball State | Assistant Special Teams | 2002 |
| | | Assistant Special Teams/Off. Assistant | 2003 |
| | | Tight Ends | 2004 |
| Pasqualoni, Paul | Penn State | Defensive Coordinator | 2008-09 |
| Pelligrini, Bob | Maryland | Linebackers | 1966-67 |
| Phillips, Mel | North Carolina A&T | Defensive Backs | 1985-95 |
| | | Secondary | 1996-06 |
| | | Secondary (Cornerbacks) | 2007 |
| Pires, Glenn | Springfield College | Assistant Defensive Line | 2003-04 |
| | | Defensive Quality Control | 2005-06 |
| | | Assistant Linebackers | 2007 |
| **Puloka, Dave** | **Holy Cross** | **Assistant Strength and Conditioning** | **2008-15** |
| | | **Head Strength and Conditioning** | **2016-18** |
| Quinn, Dan | Salisbury | Defensive Line | 2005-06 |
| Rath, Ted | Toledo | Assistant Strength and Conditioning | 2016 |
| Reid, Jim | Maine | Outside Linebackers | 2008-09 |
| Reynolds, Diron | Wake Forest | Defensive Line (Tackles) | 2007 |
| Rizzi, Darren | Rhode Island | Assistant Special Teams | 2009-10 |
| | | Special Teams Coordinator | 2010-15 |
| | | Asst. Head Coach/Special Teams Coord. | 2015-16 |
| | | Assoc. Head Coach/Special Teams Coord. | 2017-18 |
| Robiskie, Terry | Louisiana State | Wide Receivers | 2007 |
| Rodgers, Kacy | Tennessee | Defensive Line | 2008-14 |
| Roll, Brad | Stephen F. Austin | Assistant Strength and Conditioning | 1996-03 |
| Sanders, Bob | Davidson | Linebackers | 2001-04 |

| COACH | SCHOOL | TITLE | YEARS |
|---|---|---|---|
| Sandusky, John | Villanova | Offensive Line, Running Game | 1976-81 |
| | | Offensive Line | 1982-88 |
| | | Assistant Head Coach/Offensive Line | 1989-94 |
| Saunders, Al | San Jose State | Senior Offensive Assistant | 2015 |
| Saxon, James | San Jose State | Running Backs | 2008-10 |
| Scarry, Mike | Waynesburg | Defensive Line | 1970-74 |
| | | Defensive Line, Run Defense | 1975-85 |
| Schiotz, Matt | Wisconsin-La Crosse | Strength and Conditioning | 2007 |
| Schnelker, Bob | Bowling Green | Receivers | 1974 |
| Schnellenberger, Howard | Kentucky | Offense, Receivers | 1970-72 |
| | | Offense, Receivers, Passing Game | 1975-78 |
| Seiple, Larry | Kentucky | Wide Receivers | 1988-97 |
| | | Quarterbacks | 1998-99 |
| Sekanovich, Dan | Tennessee | Defensive Line | 1986-91 |
| Shannon, Randy | Miami (Fla.) | Defensive Staff Assistant | 1998-99 |
| | | Linebackers | 2000 |
| Shea, Terry | Oregon | Quarterbacks | 2007 |
| Sheridan, Bill | Grand Valley State | Linebackers | 2010-11 |
| Sherman, Mike | Central Connecticut St. | Offensive Coordinator | 2012-13 |
| Shula, David | Dartmouth | Receivers | 1982-84 |
| | | Receivers, Quarterbacks | 1985 |
| | | Assistant Head Coach/Rec., QBs | 1986-87 |
| | | Assistant Head Coach/QBs, Pass Game | 1988 |
| Shula, Mike | Alabama | Coaches' Assistant | 1991-92 |
| | | Quarterbacks | 2000-02 |
| Smart, Kirby | Georgia | Safeties | 2006 |
| Smith, Richard | Fresno State | Defensive Coordinator | 2005 |
| Sparano, Jr., Tony | Albany | Offensive Quality Control | 2011 |
| Stephenson, Dwight | Alabama | Assistant Offensive Line | 1992 |
| Stevens, Gary | John Carroll | Quarterbacks, Pass Offense | 1989-91 |
| | | Offense, Quarterbacks | 1992-95 |
| | | Offensive Coordinator | 1996-97 |
| **Studesville, Eric** | **Wisconsin-Whitewater** | **Run Game Coordinator/Running Backs** | **2018** |
| Studley, Chuck | Illinois | Defense | 1984-86 |
| | | Linebackers | 1987-88 |
| Sullivan, Jerry | Delta State | Wide Receivers | 2004 |
| Taseff, Carl | John Carroll | Offensive Backs | 1970-74 |
| | | Offensive Backs, Kickers | 1975 |
| | | Offensive Backs, Special Teams | 1976-82 |
| | | Offensive Backs | 1983-92 |
| | | Staff Assistant | 1993 |
| Taylor, Zac | Nebraska | Assistant Quarterbacks | 2012 |
| | | Quarterbacks | 2013-15 |
| Trestman, Marc | Minnesota | Assistant Head Coach/Quarterbacks | 2004 |
| Turner, Jim | Boston College | Offensive Line | 2012-13 |
| Turner, Norv | Oregon | Asst. Head Coach/Off. Coord. | 2002-03 |
| Wade, Junior | South Carolina State | Strength and Flexibility | 1983-84 |
| | | Strength and Conditioning | 1985-93 |
| | | Conditioning | 1994-95 |
| Wahle, Mike | Naval Academy | Assistant Tight Ends | 2015 |
| Walker, Chad | Louisiana State | Defensive Quality Control | 2007 |
| Walston, Bobby | Georgia | Receivers, Kicking | 1966-67 |
| Wannstedt, Dave | Pittsburgh | Assistant Head Coach | 1999 |
| Washburn, Jeremiah | Arkansas | Assistant Offensive Line | 2016 |
| | | Offensive Line | 2018 |
| Washburn, Jim | Gardner-Webb | Sr. Defensive Ass't./Pass Rush | 2016 |
| Westhoff, Mike | Wichita State | Special Teams, Tight Ends | 1986-88 |
| | | Special Teams, Ass't Off. Line | 1989 |
| | | Special Teams | 1990-00 |
| Williams, Bobby | Purdue | Running Backs | 2005-06 |
| Williams, Terrell | East Carolina | Defensive Line | 2015-17 |
| Wise, Tony | Ithaca | Offensive Line | 2001-04 |

# ALL-TIME ROSTER – PLAYERS

*(1966-2018 – Players must participate in at least one regular-season or postseason game to qualify*
*Bold = active on Dolphins roster as of May 20, 2019*

## A

| PLAYER | POS | SCHOOL | NUM | YEARS |
|---|---|---|---|---|
| Aaitui, Isaako | DT | Nevada-Las Vegas | 97 | 2013 |
| Abdul-Jabbar, Karim | RB | UCLA | 33 | 1996-99 |
| Abdul-Quddus, Isa | S | Fordham | 24 | 2016 |
| Adams, Keith | LB | Clemson | 57 | 2006 |
| Adams, Stefon | S | East Carolina | 47 | 1990 |
| Ahanotu, Chidi | DE | California | 75 | 2004 |
| Ahrens, Dave | LB | Wisconsin | 50 | 1989 |
| **Aikens, Walt** | **CB/S** | **Liberty** | **35** | **2014-18** |
| Ajayi, Jay | RB | Boise State | 23 | 2015-17 |
| Alabi, Anthony | T | TCU | 79 | 2005-07 |
| Alama-Francis, Ikaika | LB | Hawaii | 59 | 2010-11 |
| Albert, Branden | T | Virginia | 71, 76 | 2014-16 |
| Albright, Ethan | T | North Carolina | 71 | 1995 |
| Alexander, Bruce | CB | Stephen F. Austin | 32 | 1992-93 |
| Alexander, John | DE | Rutgers | 76 | 1977-78 |
| Alleman, Andy | G | Akron | 57 | 2008 |
| **Allen, Chase** | **LB** | **Southern Illinois** | **59** | **2017-18** |
| Allen, Jason | S/CB | Tennessee | 32 | 2006-10 |
| Allen, Jeff | CB | California-Davis | 43 | 1980 |
| Allen, Nate | S | South Florida | 29 | 2017 |
| Allen, Will | CB | Syracuse | 25 | 2006-11 |
| Alexander, Gerald | CB | Boise State | 40 | 2011 |
| **Alonso, Kiko** | **LB** | **Oregon** | **47** | **2016-18** |
| Amaya, Jonathon | CB | Nevada | 40, 29 | 2010, 2012 |
| Amendola, Danny | WR | Texas Tech | 80 | 2018 |
| Anderson, Bennie | G | Tennessee State | 63 | 2006 |
| Anderson, Charlie | LB | Mississippi | 56 | 2008-09 |
| Anderson, Dick | S | Colorado | 40 | 1968-77 |
| Anderson, Dunstan | DE | Tulsa | 71 | 1997 |
| Anderson, Terry | WR | Bethune-Cookman | 85 | 1977-78 |
| Andrew, Troy | C/G | Duke | 65 | 2001-02 |
| Andrews, John | DE | Morgan State | 70 | 1975-76 |
| Anthony, Stephone | LB | Clemson | 44 | 2017-18 |
| Arkin, David | G | Missouri State | 66 | 2013 |
| Armstrong, Anthony | WR | West Texas A&M | 87 | 2012 |
| Armstrong, Antonio | LB | Texas A&M | 58 | 1995 |
| **Armstrong, Cornell** | **CB** | **Southern Mississippi** | **31** | **2018** |
| Armstrong, Trace | DE | Florida | 93 | 1995-00 |
| Arnold, Jim | P | Vanderbilt | 6 | 1994 |
| Asiata, Isaac | G | Utah | 68 | 2017-18 |
| Atkins, Gene | S | Florida A&M | 28 | 1994-96 |
| Auer, Joe | RB | Georgia Tech | 32 | 1966-67 |
| Austin, Marvin | DT | North Carolina | 58 | 2013 |
| Avery, John | RB | Mississippi | 20 | 1998-99 |
| Ayanbadejo, Brendon | LB | UCLA | 50 | 2003-04 |
| Ayanbadejo, Obafemi | FB | San Diego State | 30 | 2003 |
| Ayodele, Akin | LB | Purdue | 51 | 2008-09 |

## B

| PLAYER | POS | SCHOOL | NUM | YEARS |
|---|---|---|---|---|
| Babb, Charlie | S | Memphis State | 49 | 1972-79 |
| Bachman, Ted | CB | New Mexico State | 47 | 1976 |
| Bailey, Clarence | FB | Hampton Institute | 38 | 1987 |
| Bailey, Elmer | WR | Minnesota | 88 | 1980-81 |
| Bailey, Robert | CB | Miami (Fla.) | 23 | 1996 |
| Baker, Chris | DT | Hampton | 95 | 2010 |
| **Baker, Jerome** | **LB** | **Ohio State** | **55** | **2018** |
| Baker, Mel | WR | Texas Southern | 82 | 1974 |
| Baker, Robert | WR | Auburn | 16, 83 | 1999, 2002 |
| Baker, Ryan | DE | Purdue | 90 | 2009-12 |
| Ball, Larry | LB | Louisville | 51, 52 | 1972-74, 1977-78 |
| **Ballage, Kalen** | **RB** | **Arizona State** | **27** | **2018** |
| Banks, Fred | WR | Liberty | 86 | 1987-93 |
| Bannon, Bruce | LB | Penn State | 58 | 1973-74 |

| B | | | | |
|---|---|---|---|---|
| PLAYER | POS | SCHOOL | NUM | YEARS |
| Barber, Kantroy | FB | West Virginia | 48 | 1999 |
| Barber, Rudy | LB | Bethune-Cookman | 72 | 1968 |
| Barisich, Carl | DT | Princeton | 78 | 1977-80 |
| Barnes, Darian | FB | Hampton | 36 | 2005-06 |
| Barnes, Rodrigo | LB | Rice | 51 | 1975 |
| Barnett, Bill | DT | Nebraska | 70 | 1980-85 |
| Barnett, Fred | WR | Arkansas State | 80 | 1996-97 |
| Bartholomew, Brent | P | Ohio State | 6 | 1999 |
| Baty, Greg | TE | Stanford | 84 | 1990-94 |
| Baumann, Charlie | K | West Virginia | 7 | 1991 |
| Baumhower, Bob | DT | Alabama | 73 | 1977-86 |
| Bealles, Bill | T | Northern Iowa | 65 | 1987 |
| Beaudoin, Doug | S | Minnesota | 44 | 1980 |
| Beavers, Aubrey | LB | Oklahoma | 53 | 1994-95 |
| Beck, John | QB | Brigham Young | 9 | 2007-08 |
| Beecher, Willie | K | Utah State | 2 | 1987 |
| Beier, Tom | S | Miami (Fla.) | 47 | 1967, 1969 |
| Bell, Yeremiah | S | Eastern Kentucky | 37 | 2004-11 |
| Bellamy, Ronald | WR | Michigan | 15 | 2004 |
| Benjamin, Guy | QB | Stanford | 7 | 1978-79 |
| Bennett, Charles | DE | Southwestern Louisiana | 93 | 1987 |
| Bennett, Woody | FB | Miami (Fla.) | 34 | 1980-88 |
| Benson, Charles | DE | Baylor | 78 | 1983-84 |
| Berger, Joe | G/C | Michigan Tech | 65, 67 | 2005-06, 2010 |
| Berger, Ron | DE | Wayne State | 76 | 1973 |
| Bess, Davone | WR | Hawaii | 15 | 2008-12 |
| Bessilleu, Don | S | Georgia Tech | 46 | 1979-81 |
| Betters, Doug | DE | Nevada | 75 | 1978-87 |
| Binns, Armon | WR | Cincinnati | 19 | 2012-13 |
| Bishop, Richard | DE | Louisville | 72 | 1982 |
| Blackwood, Glenn | S | Texas | 47 | 1979-87 |
| Blackwood, Lyle | S | Texas Christian | 42 | 1981-86 |
| Bock, John | G | Indiana State | 60 | 1996-00 |
| Bokamper, Kim | LB/DE | San Jose State | 58 | 1977-85 |
| Bolcar, Ned | LB | Notre Dame | 53 | 1991-92 |
| Booker, Lorenzo | RB | Florida State | 20 | 2007 |
| Booker, Marty | WR | Louisiana-Monroe | 86 | 2004-07 |
| Bosa, John | DE | Boston College | 97 | 1987-89 |
| Bosarge, Wade | S | Tulsa | 48 | 1977 |
| Boston, David | WR | Ohio State | 80 | 2004-05 |
| Boutwell, Tom | QB | Southern Mississippi | 16 | 1969 |
| Bowens, David | DE | Western Illinois | 96 | 2001-06 |
| Bowens, Tim | DT | Mississippi | 95 | 1994-04 |
| Bowman, Zack | CB | Nebraska | 30 | 2015 |
| Bowser, Charles | LB | Duke | 56 | 1982-85 |
| Boyer, Brant | LB | Arizona | 52 | 1994 |
| Boynton, John | T | Tennessee | 71 | 1969 |
| Braggs, Stephen | CB/S | Texas | 36 | 1992-93 |
| Bramlett, John | LB | Memphis State | 57 | 1967-68 |
| Branch, Andre | DE | Clemson | 50 | 2016-18 |
| Branch, Mel | DE | Louisiana State | 86 | 1966-68 |
| Braxton, Jim | FB | West Virginia | 34 | 1978 |
| Braxton, Tyrone | S | North Dakota State | 34 | 1994 |
| Brendel, Jake | C | UCLA | 64 | 2016-18 |
| Brenner, Sam | G/C | Utah | 65 | 2013-15 |
| Brigance, O.J. | LB | Rice | 58, 57 | 1996-99 |
| Brightful, Lamont | CB | Eastern Washington | 45 | 2004 |
| Briscoe, Marlin | WR | Omaha | 86 | 1972-74 |
| Bromell, Lorenzo | DE | Clemson | 91 | 1998-01 |
| Brophy, Jay | LB | Miami (Fla.) | 53 | 1984-86 |
| Brown, Andre | WR | Miami (Fla.) | 82 | 1989-90 |
| Brown, Bud | S | Southern Mississippi | 43 | 1984-88 |
| Brown, Dean | S | Fort Valley State | 44 | 1970 |
| Brown, Donald | CB | Maryland | 32 | 1986 |
| Brown, J.B. | CB | Maryland | 37 | 1989-96 |
| Brown, James | T | Virginia State | 76 | 1996-99 |
| Brown, Mark | LB | Purdue | 51 | 1983-88 |
| Brown, Ronnie | RB | Auburn | 23 | 2005-10 |
| Brown, Tom | FB | Pittsburgh | 36 | 1987-89 |
| Brownlee, Claude | DE | Benedict College | 79 | 1967 |
| Brudzinski, Bob | LB | Ohio State | 59 | 1981-89 |

## B

| PLAYER | POS | SCHOOL | NUM | YEARS |
|---|---|---|---|---|
| Bruggers, Bob | LB | Minnesota | 56, 54 | 1966-68 |
| Bryan, Courtney | S | New Mexico State | 47 | 2007-08 |
| Bryant, Anthony | DT | Alabama | 62 | 2007 |
| Bryant, Matt | K | Baylor | 5 | 2004 |
| Bua, Tony | LB | Arkansas | 51 | 2004 |
| Buckey, Jeff | G/T | Stanford | 77 | 1996-98 |
| Buckley, Terrell | CB | Florida State | 27 | 1995-99, 2003 |
| Bulaich, Norm | FB | Texas Christian | 31 | 1975-79 |
| Bullough, Chuck | LB | Michigan State | 54 | 1993-94 |
| Buoniconti, Nick | LB | Notre Dame | 85 | 1969-76 |
| Burgess, Fernanza | WR | Morris Brown | 82 | 1984 |
| Burgess, Marvell | S | Henderson State | 49 | 1987 |
| Burnett, Kevin | LB | Tennessee | 56 | 2011-12 |
| Burnett, Rob | DE | Syracuse | 90 | 2002-03 |
| Burton, Shane | DE | Tennessee | 75 | 1996-98 |
| Bush, Reggie | RB | Southern California | 22 | 2011-12 |
| Bushrod, Jermon | G | Towson | 74 | 2016-17 |
| **Butler, Brice** | **WR** | **San Diego State** | **14** | **2018** |
| Butler, Donald | LB | Washington | 56 | 2016 |
| Byars, Keith | FB | Ohio State | 41 | 1993-96 |

## C

| PLAYER | POS | SCHOOL | NUM | YEARS |
|---|---|---|---|---|
| Camarillo, Greg | WR | Stanford | 83 | 2007-09 |
| Cameron, Jordan | TE | Southern California | 84 | 2015-16 |
| Campbell, D.J. | S | California | 37 | 2013 |
| Canale, Whit | DE | Tennessee | 72 | 1966 |
| Carey, Vernon | T | Miami (Fla.) | 72 | 2004-11 |
| Carlton, Darryl | T | Tampa | 71 | 1975-76 |
| Carolan, Brett | TE | Washington State | 84, 86 | 1996 |
| Carpenter, Bobby | LB | Ohio State | 50 | 2010 |
| Carpenter, Dan | K | Montana | 5 | 2008-12 |
| Carpenter, Preston | TE | Arkansas | 36 | 1966 |
| Carroll, Nolan | CB | Maryland | 28 | 2010-13 |
| Carroo, Leonte | WR | Rutgers | 88 | 2016-18 |
| Carter, Cris | WR | Ohio State | 88 | 2002 |
| Carter, Joe | RB | Alabama | 23 | 1984-86 |
| Carter, Kevin | DE | Florida | 93 | 2005-06 |
| Casares, Rick | RB | Florida | 35 | 1966 |
| Caterbone, Mike | WR | Franklin and Marshall | 81 | 1987 |
| Cefalo, Jimmy | WR | Penn State | 81 | 1978-84 |
| Cesare, Billy | S | Miami (Fla.) | 33 | 1980 |
| Chalenski, Mike | DE | UCLA | 70 | 1997 |
| Chambers, Chris | WR | Wisconsin | 84 | 2001-07 |
| Chambers, Rusty | LB | Tulane | 60, 51 | 1976-80 |
| Charles, Mike | DT | Syracuse | 71 | 1983-86 |
| Chatman, Jesse | RB | Eastern Washington | 22, 28 | 2005, 2007 |
| Chavez, Laz | LB | Iona | 92 | 1987 |
| Chavis, Eddie | WR | Montclair State | 85 | 1987 |
| Cheek, Louis | T | Texas A&M | 77 | 1988-89 |
| Chekwa, Chimdi | CB | Ohio State | 38 | 2016 |
| Chesley, John | TE | Oklahoma State | 86 | 1984 |
| Chesser, George | RB | Delta State | 28, 31 | 1966-67 |
| Chester, Larry | DT | Temple | 64 | 2002-04 |
| Clabo, Tyson | T | Wake Forest | 77 | 2013 |
| Clancy, Jack | WR | Michigan | 24 | 1967-69 |
| Clancy, Sean | LB | Amherst | 57 | 1978 |
| Clark, Desmond | TE | Wake Forest | 85 | 2002 |
| Clark, Gary | WR | James Madison | 84 | 1995 |
| Clark, Greg | LB | Arizona State | 51 | 1989 |
| Clark, Robert | WR | North Carolina Central | 81 | 1992 |
| Clark, Steve | G | Utah | 76 | 1982-85 |
| Clay, Charles | FB/TE | Tulsa | 31, 42 | 2011-14 |
| Clayton, Mark | WR | Louisville | 83 | 1983-92 |
| Clemons, Chris | S | Clemson | 30 | 2009-13 |
| Cleveland, Greg | T | Florida | 61 | 1987 |
| Cline, Jackie | DT | Alabama | 98 | 1987-89 |
| Clutts, Tyler | FB | Fresno State | 40 | 2013 |
| Cobbs, Patrick | RB | North Texas | 38 | 2006-10 |
| Coe, Michael | CB | Alabama State | 32 | 2012 |

## C

| PLAYER | POS | SCHOOL | NUM | YEARS |
|---|---|---|---|---|
| Cole, Terry | RB | Indiana | 31 | 1971 |
| Coleman, Deandre | DT | California | 62 | 2014-15 |
| Coleman, Marco | DE | Georgia Tech | 90 | 1992-95 |
| Colledge, Daryn | G | Boise State | 67 | 2014 |
| Collins, Cecil | RB | McNeese State | 34 | 1999 |
| Collins, Roosevelt | LB | Texas Christian | 52 | 1992 |
| Collins, Tony | RB | East Carolina | 34 | 1990 |
| Colombo, Marc | T | Boston College | 71 | 2011 |
| Colzie, Neal | S | Ohio State | 20 | 1979 |
| Condren, Brannon | S | Troy | 28 | 2008 |
| Conlin, Chris | G/C | Penn State | 67 | 1987 |
| Cook, Ryan | C | New Mexico | 62 | 2011 |
| Cooke, Ed | DE | Maryland | 80 | 1966-67 |
| Cooper, Louis | LB | Western Carolina | 50 | 1991 |
| Coples, Quinton | DE | North Carolina | 98 | 2015 |
| Copeland, Horace | WR | Miami (Fla.) | 80 | 1998 |
| Cornelius, Charles | CB | Bethune-Cookman | 44 | 1977-78 |
| Cornish, Frank | DT | Grambling | 71 | 1970-71 |
| Cousin, Terry | CB | South Carolina | 21 | 2001 |
| Cowan, Larry | RB | Jackson State | 43 | 1982 |
| Cox, Arthur | TE | Texas Southern | 88 | 1991 |
| Cox, Bryan | LB | Western Illinois | 51 | 1991-95 |
| Cox, Jim | TE | Miami (Fla.) | 83 | 1968 |
| Cramer, Casey | FB | Dartmouth | 30 | 2008 |
| Craver, Aaron | RB | Fresno State | 34, 32, 44 | 1991-94 |
| Crawford, Mike | LB | Nevada-Las Vegas | 56 | 1997-98 |
| Cribbs, Joe | RB | Auburn | 20 | 1988 |
| Crocker, Chris | S | Marshall | 20 | 2008 |
| Cronin, Bill | TE | Boston College | 90 | 1966 |
| Cross, Jeff | DE | Missouri | 91 | 1988-95 |
| Crowder, Channing | LB | Florida | 52 | 2005-10 |
| Crowder, Randy | DT | Penn State | 74 | 1974-76 |
| Crusan, Doug | T | Indiana | 77 | 1968-74 |
| Csonka, Larry | FB | Syracuse | 39 | 1968-74, 1979 |
| Culpepper, Daunte | QB | Central Florida | 8 | 2006 |
| Culver, Tyrone | S | Fresno State | 29, 36 | 2008-12 |
| Current, Mike | T | Ohio State | 79, 71 | 1967, 1977-79 |
| Curtis, Kevin | WR | Utah State | 83 | 2010 |
| Cutler, Jay | QB | Vanderbilt | 6 | 2017 |

## D

| PLAYER | POS | SCHOOL | NUM | YEARS |
|---|---|---|---|---|
| Daniels, Travis | CB | Louisiana State | 21, 29 | 2005-07 |
| Dar Dar, Kirby | WR | Syracuse | 15, 87, 80 | 1995-98 |
| Darius, Donovin | S | Syracuse | 40 | 2007 |
| Dansby, Karlos | LB | Auburn | 58 | 2010-12 |
| Darkwa, Orleans | RB | Tulane | 32 | 2014 |
| Darnall, Bill | WR | North Carolina | 42 | 1968-69 |
| Darr, Matt | P | Tennessee | 4 | 2015-16 |
| Davenport, Ron | FB | Louisville | 30 | 1985-89 |
| Davis, Gary | RB | Cal Poly-SLO | 27 | 1976-79 |
| **Davis, Jalen** | **CB** | **Utah State** | **36** | **2018** |
| **Davis, Jesse** | **G/T** | **Idaho** | **77** | **2017-18** |
| Davis, Ted | LB | Georgia Tech | 54 | 1970 |
| Davis, Vontae | CB | Illinois | 21 | 2009-11 |
| Davis, Will | CB | Utah State | 29 | 2013-15 |
| DeBerg, Steve | QB | San Jose State | 17 | 1993 |
| DeMarco, Bob | C | Dayton | 61 | 1970-71 |
| Del Gaizo, Jim | QB | Tampa | 11 | 1972, 1975 |
| Dellenbach, Jeff | T/C | Wisconsin | 65 | 1985-94 |
| Delmas, Louis | S | Western Michigan | 25 | 2014-15 |
| Den Herder, Vern | DE | Central College (Iowa) | 86, 83 | 1971-82 |
| Dennard, Mark | C | Texas A&M | 63 | 1978-83 |
| Dennery, Mike | LB | Southern Mississippi | 52 | 1976 |
| **Denney, John** | **LS** | **Brigham Young** | **97, 92** | **2005-18** |
| Dennis, Mark | T | Illinois | 74 | 1987-93 |
| Denson, Autry | RB | Notre Dame | 21 | 1999-00 |
| Derby, A.J. | TE | Arkansas | 85 | 2017-18 |
| Diamond, Lorenzo | TE | Auburn | 87 | 2005 |
| Diana, Rich | RB | Yale | 33 | 1982 |

## D

| PLAYER | POS | SCHOOL | NUM | YEARS |
|---|---|---|---|---|
| Dixon, Cal | C | Florida | 63 | 1996 |
| Dixon, Mark | G/T | Virginia | 63 | 1998-03 |
| Dobbins, Tim | LB | Iowa State | 51 | 2010 |
| Donnalley, Kevin | G | North Carolina | 65 | 1998-00 |
| Dornbrook, Thom | G | Kentucky | 61 | 1980 |
| Dotson, Al | DT | Grambling | 79 | 1966 |
| Dotson, Dewayne | LB/FB | Mississippi | 59, 49 | 1994-95, 1997 |
| Dotson, Lionel | DE | Arizona | 71, 95 | 2008-10 |
| Douglas, Jamil | G/C | Arizona State | 75 | 2015-16 |
| Douglas, Leland | WR | Baylor | 89 | 1987 |
| Doxzon, Todd | WR/QB | Iowa State | 17 | 1998 |
| **Drake, Kenyan** | **RB** | **Alabama** | **32** | **2016-18** |
| Drayton, Troy | TE | Penn State | 84 | 1996-99 |
| Drougas, Tom | T | Oregon | 78 | 1975-76 |
| Duarte, Thomas | TE | UCLA | 83 | 2016-17 |
| Duhe, A.J. | LB/DE | Louisiana State | 77 | 1977-84 |
| Dunaway, Jim | DT | Mississippi | 78 | 1972 |
| Duper, Mark | WR | Northwestern State (La.) | 85 | 1982-92 |
| Dvorak, Rick | DE | Wichita State | 75 | 1977 |
| Dyer, Deon | FB | North Carolina | 33 | 2000-02 |

## E

| PLAYER | POS | SCHOOL | NUM | YEARS |
|---|---|---|---|---|
| Easlick, Doug | FB | Virginia Tech | 42 | 2004 |
| Edmunds, Ferrell | TE | Maryland | 80 | 1988-92 |
| Edmunds, Randall | LB | Georgia Tech | 55 | 1968-69 |
| Edwards, Antuan | S | Clemson | 21 | 2004 |
| Edwards, Robert | RB | Georgia | 47 | 2002 |
| Egnew, Michael | TE | Missouri | 84 | 2012-13 |
| Elia, Bruce | LB | Ohio State | 50 | 1975 |
| Ellerbe, Dannell | LB | Georgia | 59 | 2013-14 |
| Ellis, Craig | RB | San Diego State | 33 | 1986 |
| Ellis, Ken | CB | Southern | 48 | 1976 |
| Emanuel, Bert | WR | Rice | 87 | 2000 |
| Emanuel, Frank | LB | Tennessee | 50 | 1966-69 |
| Emtman, Steve | DT | Washington | 94 | 1995-96 |
| Ephraim, Alonzo | C/G | Alabama | 63 | 2005 |
| Epps, Dedrick | TE | Miami (Fla.) | 81 | 2010 |
| Erickson, Craig | QB | Miami (Fla.) | 7 | 1996-98 |
| Erlandson, Tom | LB | Washington State | 53 | 1966-67 |
| Evans, Frederick | DT | Texas State | 62 | 2006 |
| Evans, Heath | FB | Auburn | 44 | 2005 |
| Evans, Norm | T | Texas Christian | 73 | 1966-75 |

## F

| PLAYER | POS | SCHOOL | NUM | YEARS |
|---|---|---|---|---|
| Faaola, Nuu | FB | Hawaii | 34 | 1989 |
| Faison, Earl | DE | Indiana | 84 | 1966 |
| Fales, David | QB | San Jose State | 9 | 2017 |
| Farley, Dale | LB | West Virginia | 58 | 1971 |
| Farmer, George | WR | Southern | 86 | 1987 |
| Fasano, Anthony | TE | Notre Dame | 80 | 2008-12, 2017 |
| Faulkner, Jeff | DE | Southern | 75 | 1990 |
| Fede, Terrence | DE | Marist | 78 | 2014-17 |
| Feeley, A.J. | QB | Oregon | 7 | 2004-05 |
| Feely, Jay | K | Michigan | 3 | 2007 |
| Feinga, Ray | G | Brigham Young | 69 | 2010-11 |
| Feldman, Todd | WR | Kent State | 82 | 1987 |
| Ferguson, Jason | DT | Georgia | 95 | 2008-09 |
| Fernandez, Manny | DT | Utah | 75 | 1968-75 |
| Fiedler, Jay | QB | Dartmouth | 9 | 2000-04 |
| Fields, Brandon | P | Michigan State | 4, 2 | 2007-14 |
| Fifita, Steve | DT | Utah | 60 | 2007 |
| Finnegan, Cortland | CB | Samford | 24 | 2014 |
| **Fitzpatrick, Minkah** | **S** | **Alabama** | **29** | **2018** |
| Fleming, Marv | TE | Utah | 80 | 1970-74 |
| Flemons, Ronald | DE | Texas A&M | 79 | 2004 |
| Fletcher, Jamar | CB | Wisconsin | 24, 21 | 2001-03 |
| Fluellen, Andre | DT | Florida State | 90 | 2012 |

## F

| PLAYER | POS | SCHOOL | NUM | YEARS |
|---|---|---|---|---|
| Folau, Spencer | T | Idaho | 60 | 2001 |
| Foley, Tim | CB/S | Purdue | 25 | 1970-80 |
| Folsom, J.D. | LB | Weber State | 59 | 2009 |
| Fonoti, Toniu | G | Nebraska | 71 | 2006 |
| **Ford, Isaiah** | **WR** | **Virginia Tech** | **84** | **2018** |
| Forsey, Brock | RB | Boise State | 43 | 2004 |
| Foster, Arian | RB | Tennessee | 29 | 2016 |
| Foster, Jerome | DT | Ohio State | 78 | 1986 |
| Foster, Roy | G | Southern California | 61 | 1982-90 |
| Fowler, Charlie | G | Houston | 71 | 1967-68 |
| Fowlkes, Dennis | LB | West Virginia | 52 | 1987 |
| Fox, Jason | T | Miami (Fla.) | 74 | 2014-15 |
| Foxx, Dion | LB | James Madison | 57 | 1994-95 |
| Francis, A.J. | DT | Maryland | 96 | 2015 |
| Franklin, Andra | FB | Nebraska | 37 | 1981-84 |
| Franklin, Tony | K | Texas A&M | 1 | 1988 |
| Franks, Andrew | K | Rensselaer Polytechnic Inst. | 3 | 2015-16 |
| Freeman, Arturo | S | South Carolina | 27, 20 | 2000-04 |
| Freeny, Jonathan | LB | Rutgers | 59, 56 | 2012-14 |
| Frerotte, Gus | QB | Tulsa | 11 | 2005 |
| Fryar, Irving | WR | Nebraska | 80 | 1993-95 |
| Frye, Brandon | T | Virginia Tech | 76 | 2008 |
| Frye, David | LB | Purdue | 53 | 1986-89 |
| Fultz, Mike | DT | Nebraska | 76, 72 | 1981 |
| Funchess, Tom | T | Jackson State | 70 | 1974 |
| Furjanic, Tony | LB | Notre Dame | 58 | 1988 |

## G

| PLAYER | POS | SCHOOL | NUM | YEARS |
|---|---|---|---|---|
| Gado, Samkon | RB | Liberty | 27 | 2007 |
| Gadsden, Oronde | WR | Winston-Salem State | 86 | 1998-03 |
| Gaffney, Jabar | WR | Florida | 10 | 2012 |
| Gaines, Chris | LB | Vanderbilt | 58 | 1988 |
| Gaines, William | DT | Florida | 93 | 1994 |
| Galbreath, Harry | G | Tennessee | 62 | 1988-92 |
| Galyon, Scott | LB | Tennessee | 58 | 2000-02 |
| Gamble, Trent | S | Wyoming | 42 | 2000-03 |
| Gardener, Daryl | DT | Baylor | 92 | 1996-01 |
| Gardner, Andrew | T | Georgia Tech | 63 | 2009 |
| Gardner, Donnie | DE | Kentucky | 79 | 1991 |
| Garner, Nate | G/T | Arkansas | 75 | 2009-14 |
| Gary, Cleveland | RB | Miami (Fla.) | 32 | 1994 |
| Gary, Shamiel | S | Oklahoma State | 27 | 2015 |
| Gates, Clyde | WR | Abilene-Christian | 10 | 2011 |
| Gbaja-Biamila, Akbar | DE | San Diego State | 93 | 2007 |
| Geathers, Clifton | DE | South Carolina | 62 | 2010 |
| **Gesicki, Mike** | **TE** | **Penn State** | **86** | **2018** |
| Giaquinto, Nick | RB | Connecticut | 35 | 1980-81 |
| Gibson, Brandon | WR | Washington State | 10 | 2013-14 |
| Gibson, Ernest | CB | Furman | 42 | 1989 |
| Giesler, Jon | T | Michigan | 79 | 1979-88 |
| Gilchrist, Cookie | RB | None | 2 | 1966 |
| Gillislee, Mike | RB | Florida | 23 | 2013-14 |
| Gilmore, Bryan | WR | Midwestern State | 82 | 2004-05 |
| Gilmore, Jim | G | Ohio State | 66 | 1987 |
| Ginn, Hubert | RB | Florida A&M | 32, 33, 28 | 1970-75 |
| Ginn, Ted Jr. | WR | Ohio State | 19 | 2007-09 |
| Glenn, Jason | LB | Texas A&M | 51 | 2005 |
| Glenn, Kerry | CB | Minnesota | 35 | 1990-92 |
| Goar, Guy | C | Colorado State | 67 | 1987 |
| **Godchaux, Davon** | **DT** | **Louisiana State** | **56** | **2017-18** |
| Gogan, Kevin | G | Washington | 66 | 1999 |
| Golic, Mike | DT | Notre Dame | 96 | 1993 |
| Goode, Irv | C/G | Kentucky | 55 | 1973-74 |
| Goode, Kerry | RB | Alabama | 22 | 1989 |
| Goode, Tom | C | Mississippi State | 58 | 1966-69 |
| Goodman, André | CB | South Carolina | 29, 21 | 2006-08 |
| Goodwin, Hunter | TE | Texas A&M | 83 | 1999-01 |
| Gordon, Lamar | RB | North Dakota State | 30 | 2004 |
| Gordon, Larry | LB | Arizona State | 50 | 1976-82 |

## G

| PLAYER | POS | SCHOOL | NUM | YEARS |
|---|---|---|---|---|
| Gore, Frank | RB | Miami (Fla.) | 21 | 2018 |
| Gore, Stacy | P | Arkansas State | 3 | 1987 |
| Grady, Garry | S | Eastern Michigan | 29 | 1969 |
| Graf, Rick | LB | Wisconsin | 58, 99 | 1987-90 |
| Graham, Shayne | K | Virginia Tech | 16 | 2011 |
| Gramatica, Bill | K | South Florida | 11 | 2004 |
| Grant, African | S | Illinois | 41 | 1990 |
| Grant, Ernest | DT | Arkansas Pine-Bluff | 97 | 2000-01 |
| **Grant, Jakeem** | **WR** | **Texas Tech** | **19** | **2016-18** |
| Grau, Jeff | LS | UCLA | 47 | 2003 |
| Gray, Chris | G | Auburn | 62 | 1993-96 |
| Gray, Jonas | RB | Notre Dame | 29 | 2015 |
| Gray, MarQueis | TE | Minnesota | 48 | 2016-17 |
| Green, Chris | CB/S | Illinois | 42 | 1991-94 |
| Green, Cleveland | T | Southern | 61, 74 | 1979-86 |
| Green, Eric | TE | Liberty | 86 | 1995 |
| Green, Hugh | LB | Pittsburgh | 55 | 1985-91 |
| Green, Ray | S | South Carolina | 40 | 2001-02 |
| Green, Trent | QB | Indiana | 10 | 2007 |
| Green, Yatil | WR | Miami (Fla.) | 87 | 1997-99 |
| Greene, Andrew | G | Indiana | 68 | 1995 |
| Greenwood, Morlon | LB | Syracuse | 52 | 2001-04 |
| Gregory, Damian | DT | Illinois State | 75, 98 | 2000-01 |
| Griese, Bob | QB | Purdue | 12 | 1967-80 |
| Griese, Brian | QB | Michigan | 14 | 2003 |
| Griggs, David | LB/DE | Virginia | 92 | 1989-93 |
| Grigsby, Boomer | FB | Illinois State | 46 | 2008 |
| Grimes, Brent | CB | Shippensburg | 21 | 2013-15 |
| Grimsley, John | LB | Kentucky | 59 | 1991-93 |
| Groth, Jeff | WR | Bowling Green | 85 | 1979 |
| Grove, Jake | C | Virginia Tech | 64 | 2009 |
| Gruber, Bob | T | Pittsburgh | 71 | 1987 |

## H

| PLAYER | POS | SCHOOL | NUM | YEARS |
|---|---|---|---|---|
| **Haack, Matt** | **P** | **Arizona State** | **16, 2** | **2017-18** |
| Hadnot, Rex | C/G | Houston | 66 | 2004-07 |
| Hagan, Derek | WR | Arizona State | 82 | 2006-08 |
| Haley, Jermaine | DT | Butte College | 94 | 2000-02 |
| Halterman, Aaron | TE | Indiana | 80 | 2007 |
| Hamilton, Michael | LB | North Carolina A&T | 50 | 2000 |
| Hammond, Kim | QB | Florida State | 15 | 1968 |
| Hampton, Lorenzo | RB | Florida | 27 | 1985-89 |
| Hand, Norman | DT | Mississippi | 96, 98 | 1995-96 |
| Harden, Bobby | S | Miami (Fla.) | 45 | 1990-93 |
| Hardy, Bruce | TE | Arizona State | 84 | 1978-89 |
| Harper, Jack | RB | Florida | 29 | 1967-68 |
| Harrington, Joey | QB | Oregon | 3 | 2006 |
| Harris, Al | CB | Texas A&M-Kingsville | 31 | 2010 |
| Harris, Anthony | LB | Auburn | 51 | 1996-99 |
| **Harris, Charles** | **DE** | **Missouri** | **90** | **2017-18** |
| Harris, Corey | S | Vanderbilt | 25 | 1997 |
| Harris, Duriel | WR | New Mexico State | 26, 82 | 1976-83, 1985 |
| Harris, Leroy | FB | Arkansas State | 38 | 1977-78 |
| Harris, Tuff | S | Montana | 35 | 2007 |
| Harrison, Lloyd | CB | North Carolina State | 20 | 2002 |
| Hartline, Andrew | G | Central Michigan | 60 | 2009 |
| Hartline, Brian | WR | Ohio State | 82 | 2009-14 |
| Hatcher, Dale | P | Clemson | 7 | 1993 |
| Hawthorne, Ed | NT | Minnesota | 74 | 1995 |
| Hayes, Jeff | P | North Carolina | 5 | 1987 |
| Hayes, William | DE | Winston-Salem State | 95 | 2017-18 |
| Haynes, Abner | RB | North Texas State | 28 | 1967 |
| Haynos, Joey | TE | Maryland | 81 | 2008-09 |
| Hazel, Matt | WR | Coastal Carolina | 83 | 2015 |
| Heath, Clayton | RB | Wake Forest | 35 | 1976 |
| Heath, T.J. | CB | Jacksonville State | 36 | 2014 |
| Heffner-Liddiard, Brody | TE | Colorado | 48 | 2000 |
| Heflin, Vince | WR | Central State (Ohio) | 88 | 1982-85 |
| Heinz, Bob | DT | Pacific | 72 | 1969-77 |

## H

| PLAYER | POS | SCHOOL | NUM | YEARS |
|---|---|---|---|---|
| Heller, Ron | T | Penn State | 73 | 1993-95 |
| Heller, Will | TE | Georgia Tech | 85 | 2005 |
| Hendel, Andy | LB | North Carolina State | 90 | 1986 |
| Hendricks, Tommy | LB | Michigan | 51 | 2000-03 |
| Hendy, A.J. | S | Maryland | 37 | 2016 |
| Henne, Chad | QB | Michigan | 7 | 2008-11 |
| Henry, Charles | TE | Miami (Fla.) | 87 | 1991 |
| Henry, Leonard | RB | East Carolina | 26 | 2002-04 |
| Hester, Ron | LB | Florida State | 53 | 1982-84 |
| Hewitt, Neville | LB | Marshall | 46 | 2015-17 |
| Higgins, Jim | G | Xavier | 65 | 1966 |
| Higgs, Mark | RB | Kentucky | 21 | 1990-94 |
| Hill, Barry | S | Iowa State | 44 | 1975-76 |
| Hill, Eddie | RB | Memphis State | 31 | 1981-84 |
| Hill, Ike | WR | Catawba | 81 | 1976 |
| Hill, Nate | DE | Auburn | 92 | 1988 |
| Hill, Randal | WR | Miami (Fla.) | 81, 89 | 1991, 1995-96 |
| Hill, Ray | CB | Michigan State | 28 | 1998-00 |
| Hill, Renaldo | S | Michigan State | 24 | 2006-08 |
| Hill, Sean | CB/S | Montana State | 31 | 1994-96 |
| Hilliard, Lex | RB | Montana | 26 | 2009-11 |
| Hines, Jimmy | WR | Texas Southern | 99 | 1969 |
| Hobley, Liffort | S | Louisiana State | 29 | 1987-93 |
| Holliday, Vonnie | DT/DE | North Carolina | 91 | 2005-08 |
| Hollier, Dwight | LB | North Carolina | 50 | 1992-99 |
| Holmes, Alex | TE | Southern California | 89 | 2005 |
| Holmes, John | DE | Florida A&M | 85 | 1966 |
| Holmes, Mike | WR | Texas Southern | 43 | 1976 |
| Hood, Ziggy | DT | Missouri | 97 | 2018 |
| Hooper, Trell | CB | Memphis State | 45 | 1987 |
| Hoover, Houston | G | Jackson State | 64 | 1994 |
| Hopkins, Jerry | LB | Texas A&M | 51 | 1967-68 |
| Hoskins, Gator | TE | Marshall | 89 | 2014 |
| Howard, Reggie | CB | Memphis | 25 | 2004-05 |
| **Howard, Xavien** | **CB** | **Baylor** | **25** | **2016-18** |
| Howell, Mike | S | Grambling | 44 | 1972 |
| Howell, Steve | FB | Baylor | 36 | 1979-81 |
| Huard, Damon | QB | Washington | 11 | 1997-00 |
| Huddleston, Jim | G | Virginia | 68 | 1987 |
| Hudock, Mike | C | Miami (Fla.) | 52 | 1966 |
| **Hull, Mike** | **LB** | **Penn State** | **45** | **2015-18** |
| Humphrey, Bobby | RB | Alabama | 44 | 1992 |
| Hunt, Jack | S | Louisiana State | 43 | 2006 |
| Hunter, Billy | RB | Syracuse | 24 | 1966 |
| Hunter, Jeff | DE | Albany (Ga.) State | 97 | 1992-93 |
| Hunter, Justin | WR | Tennessee | 15 | 2016 |
| Hutton, Tom | P | Tennessee | 4 | 1999 |

## I

| PLAYER | POS | SCHOOL | NUM | YEARS |
|---|---|---|---|---|
| Iaquaniello, Mike | S | Michigan State | 48 | 1991 |
| Incognito, Richie | G/C | Nebraska | 68 | 2010-13 |
| Ingram, Mark | WR | Michigan State | 82 | 1993-94 |
| Irvin, Mark | S | Bethune-Cookman | 46 | 1987 |
| Irwin, Heath | G | Colorado | 66 | 2000-01 |
| Irwin, Tim | T | Tennessee | 76 | 1994 |
| Ismail, Qadry | WR | Syracuse | 86 | 1997 |
| Isom, Rickey | FB | North Carolina State | 20 | 1987 |
| Izzo, Larry | LB | Rice | 53 | 1996-00 |

## J

| PLAYER | POS | SCHOOL | NUM | YEARS |
|---|---|---|---|---|
| Jackson, Calvin | CB/S | Auburn | 38 | 1994-99 |
| Jackson, Eddie | CB | Arkansas | 35, 20 | 2005-06 |
| Jackson, Frank | WR | Southern Methodist | 26 | 1966-67 |
| Jackson, Keith | TE | Oklahoma | 88 | 1992-94 |
| Jackson, Tyoka | DE | Penn State | 97 | 1994 |
| Jackson, Vestee | CB | Washington | 24 | 1991-93 |
| Jacobs, Ray | DT | Howard Payne | 84 | 1967-68 |

## J

| PLAYER | POS | SCHOOL | NUM | YEARS |
|---|---|---|---|---|
| Jacobs, Tim | CB | Delaware | 34 | 1996-97 |
| Jacobson, Steve | DE | Abilene-Christian | 72 | 1987 |
| Jacox, Kendyl | G | Kansas State | 64 | 2006 |
| Jacquet, Nate | WR | San Diego State | 19, 88 | 1998-99 |
| James, Ja'Wuan | T | Tennessee | 70 | 2014-18 |
| James, Jeno | G | Auburn | 78 | 2004-06 |
| James, LaMichael | RB | Oregon | 33 | 2014-15 |
| Jaquess, Pete | S | Eastern New Mexico | 44 | 1966-67 |
| Jarostchuk, Ilia | LB | New Hampshire | 58 | 1988 |
| Jaworski, Ron | QB | Youngstown State | 17 | 1987-88 |
| Jeffries, Greg | S | Virginia | 25 | 1999-00 |
| Jenkins, Al | G/T | Tulsa | 60 | 1972 |
| Jenkins, Corey | LB | South Carolina | 57 | 2003-04 |
| Jenkins, Ed | RB | Holy Cross | 28 | 1972 |
| Jenkins, Jelani | LB | Florida | 53 | 2013-16 |
| Jennings, Greg | WR | Western Michigan | 85 | 2015 |
| Jensen, Jim | QB/WR/RB | Boston University | 11 | 1981-92 |
| Jerman, Greg | G/T | Baylor | 60 | 2002-04 |
| Jerry, John | G | Mississippi | 74 | 2010-13 |
| Joe, Billy | RB | Villanova | 33 | 1966 |
| John, Ulrick | T | Georgia State | 68 | 2015 |
| Johnson, Al | C | Wisconsin | 60 | 2008 |
| Johnson, Albert | WR | Southern Methodist | 16, 83 | 2001-02 |
| Johnson, Anthony | DT | Louisiana State | 76 | 2014 |
| Johnson, Curtis | CB | Toledo | 45 | 1970-78 |
| Johnson, Dan | TE | Iowa State | 87 | 1983-87 |
| Johnson, Demetrious | S | Missouri | 23 | 1987 |
| Johnson, Greg | G | Oklahoma | 73 | 1988 |
| Johnson, J.J. | RB | Mississippi State | 32 | 1999-01 |
| Johnson, James-Michael | LB | Nevada | 56 | 2015 |
| Johnson, Larry | RB | Penn State | 23 | 2011 |
| Johnson, Micah | LB | Kentucky | 57 | 2010 |
| Johnson, Pat | S | Purdue | 24 | 1995 |
| Johnson, Pete | FB | Ohio State | 46 | 1984 |
| Johnson, Wesley | C | Vanderbilt | 73 | 2018 |
| Jones, Aaron | DE | Eastern Kentucky | 97 | 1996 |
| Jones, Chris | DT | Bowling Green | 52 | 2016 |
| Jones, Dominque | TE | Shepherd | 85 | 2016 |
| Jones, Don | S | Arkansas State | 36, 38 | 2013-14 |
| Jones, Donnie | P | Louisiana State | 5 | 2005-06 |
| Jones, Jason | DE | Eastern Michigan | 98 | 2016 |
| Jones, Nate | CB | Rutgers | 33, 32 | 2008-09, 2011 |
| Jones, Ray | CB | Southern | 49 | 1971 |
| **Jones, Reshad** | **S** | **Georgia** | **20** | **2010-18** |
| Jones, Robert | LB | East Carolina | 52 | 1998-00 |
| Jones, Tebucky | S | Syracuse | 24 | 2005 |
| Jordan, Charles | WR | Long Beach City College | 88 | 1996-98 |
| Jordan, Dion | DE | Oregon | 95 | 2013-14 |
| Joswick, Bob | DE | Tulsa | 80 | 1968-69 |
| Judie, Ed | LB | Northern Arizona | 91 | 1984 |
| Judson, William | CB | South Carolina State | 49 | 1981-89 |
| Junior, E.J. | LB | Alabama | 54 | 1989-91 |

## K

| PLAYER | POS | SCHOOL | NUM | YEARS |
|---|---|---|---|---|
| Kaddu, Josh | LB | Oregon | 57 | 2012-13 |
| Kaeding, Nate | K | Iowa | 9 | 2012 |
| Keating, Bill | DT | Michigan | 72 | 1967 |
| Kehoe, Scott | T | Illinois | 71 | 1987 |
| Kelly, Ben | CB | Colorado | 35, 20 | 2000-01 |
| Kershaw, William | LB | Maryland | 58 | 2008-09 |
| Keyes, Jimmy | LB/K | Mississippi | 52 | 1968-69 |
| Kidd, John | P | Northwestern | 17 | 1994-97 |
| Kiick, Jim | RB | Wyoming | 21 | 1968-74 |
| **Kilgore, Daniel** | **C** | **Appalachian State** | **67** | **2018** |
| Kinchen, Brian | TE | Louisiana State | 88 | 1988-90 |
| Kindig, Howard | G/C | Cal State-Los Angeles | 54 | 1972-73 |
| King, Vick | RB | McNeese State | 33 | 2004 |
| Kirby, Terry | RB | Virginia | 43, 42 | 1993-95 |
| Kitts, Jim | FB | Ferrum College | 48 | 1997-98 |

## K

| PLAYER | POS | SCHOOL | NUM | YEARS |
|---|---|---|---|---|
| Klingbeil, Chuck | NT | Northern Michigan | 99 | 1991-95 |
| Knight, Sammy | S | Southern California | 24 | 2003-04 |
| Knott, Jake | LB | Iowa State | 45 | 2014 |
| Koch, Greg | T | Arkansas | 68 | 1986-87 |
| Kocourek, Dave | TE | Wisconsin | 83 | 1966 |
| Kolen, Mike | LB | Auburn | 57 | 1970-77 |
| Kolic, Larry | LB | Ohio State | 94, 54 | 1986-88 |
| Konecny, Mark | RB | Alma | 41 | 1987 |
| Konrad, Rob | FB | Syracuse | 44 | 1999-04 |
| Kopp, Jeff | LB | Southern California | 52 | 1995 |
| Kosar, Bernie | QB | Miami (Fla.) | 19 | 1994-96 |
| Kovacs, Jordan | S | Michigan | 44, 32 | 2013-15 |
| Kozlowski, Mike | S | Colorado | 37, 40 | 1979-86 |
| Krauss, Barry | LB | Alabama | 58 | 1989 |
| Kremser, Karl | K | Tennessee | 15 | 1969-70 |
| Kuechenberg, Bob | G | Notre Dame | 67 | 1970-84 |
| Kumerow, Eric | DE | Ohio State | 90 | 1988-90 |

## L

| PLAYER | POS | SCHOOL | NUM | YEARS |
|---|---|---|---|---|
| Laakso, Eric | T | Tulane | 68 | 1978-84 |
| Lamb, Mack | CB | Tennessee State | 45 | 1967-68 |
| Lambrecht, Mike | DT | St. Cloud State | 69 | 1987-89 |
| Land, Mel | LB | Michigan State | 52 | 1979 |
| Landry, Jarvis | WR | Louisiana State | 14 | 2014-17 |
| Lane, Jorvorskie | FB | Texas A&M | 41 | 2012 |
| Langer, Jim | C | South Dakota State | 62 | 1970-79 |
| Langford, Kendall | DE | Hampton | 70 | 2008-11 |
| Lankford, Paul | CB | Penn State | 44 | 1982-91 |
| Larsen, Ted | G/C | North Carolina State | 62 | 2017-18 |
| Lawless, Burton | G | Florida | 71 | 1981 |
| Lee, Donald | TE | Mississippi State | 85 | 2003-04 |
| Lee, Larry | G/C | UCLA | 63, 66 | 1985-86 |
| Lee, Ronnie | T/TE | Baylor | 86, 72 | 1979-82, 1984-89 |
| Lee, Shawn | NT | North Alabama | 98 | 1990-91 |
| Lehan, Michael | CB | Minnesota | 30, 22 | 2006-08 |
| Leigh, Charles | RB | None | 15, 36, 23 | 1971-74 |
| LeJeune, Norman | S | Louisiana State | 42 | 2005-06 |
| Lekkerkerker, Cory | T | California-Davis | 71 | 2007 |
| Lemon, Cleo | QB | Arkansas State | 17 | 2005-07 |
| Lethridge, Zebbie | CB | Texas Tech | 37 | 2001 |
| Lewis, David | TE | California | 87, 89 | 1987 |
| Limbrick, Garrett | FB | Oklahoma State | 32 | 1990 |
| Linkenbach, Jeff | T | Cincinnati | 72 | 2015 |
| Lippett, Tony | CB | Michigan State | 36 | 2015-17 |
| Little, George | DE | Iowa | 99 | 1985-87 |
| Little, Larry | G | Bethune Cookman | 66 | 1969-80 |
| Liwienski, Chris | G | Indiana | 76 | 2007 |
| Logan, Marc | FB | Kentucky | 20 | 1989-91 |
| London, Brandon | WR | Massachusetts | 17 | 2008 |
| Long, Jake | T | Michigan | 77 | 2008-12 |
| Losman, JP | QB | Tulane | 6 | 2011 |
| Lothridge, Billy | P | Georgia Tech | 7 | 1972 |
| Lowe, Omare | CB | Washington | 24 | 2002 |
| Lubischer, Steve | LB | Boston College | 54 | 1987 |
| Lucas, Jordan | CB | Penn State | 21 | 2016-17 |
| Lucas, Ray | QB | Rutgers | 6 | 2001-02 |
| Lusk, Hendrick | TE | Utah | 83 | 1998 |
| Lusteg, Booth | K | Connecticut | 5 | 1967 |

## M

| PLAYER | POS | SCHOOL | NUM | YEARS |
|---|---|---|---|---|
| Mackey, Kyle | QB | East Texas State | 15 | 1987 |
| Madison, Sam | CB | Louisville | 29 | 1997-05 |
| Malone, Benny | RB | Arizona State | 32 | 1974-78 |
| Malone, Darrell | CB | Jacksonville State | 47 | 1992-94 |
| Malveaux, Cameron | DE | Houston | 75 | 2017-18 |
| Mandich, Jim | TE | Michigan | 88 | 1970-77 |
| Manning, Brian | WR | Stanford | 83 | 1997 |

| M | | | | |
|---|---|---|---|---|
| PLAYER | POS | SCHOOL | NUM | YEARS |
| March-Lillard, Justin | LB | Akron | 53 | 2017 |
| Mare, Olindo | K | Syracuse | 10 | 1997-06 |
| Marino, Dan | QB | Pittsburgh | 13 | 1983-99 |
| Marion, Brock | S | Nevada | 31 | 1998-03 |
| Mark, Greg | LB | Miami (Fla.) | 94 | 1990 |
| Marrone, Doug | G/C | Syracuse | 78 | 1987 |
| Marshall, Brandon | WR | Central Florida | 19 | 2010-11 |
| Marshall, David | LB | Eastern Michigan | 96 | 1987 |
| Marshall, Richard | CB | Fresno State | 31 | 2012 |
| Martin, David | TE | Tennessee | 88 | 2007-08 |
| Martin, Jamar | FB | Ohio State | 32 | 2004 |
| Martin, Jonathan | T | Stanford | 71 | 2012-13 |
| Martin, Tony | WR | Mesa (Colo.) | 80, 89 | 1990-93, 1999-00 |
| Martin, Vaughn | DT | Western Ontario | 90 | 2013 |
| Mass, Wayne | T | Clemson | 78 | 1971 |
| Massaquoi, Tim | TE | Michigan | 89 | 2006 |
| Mastrud, Jeron | TE | Kansas State | 88 | 2010-12 |
| Matheson, Bob | LB | Duke | 53 | 1971-79 |
| Mathis, Evan | G | Alabama | 73 | 2008 |
| Matthews, Bo | FB | Colorado | 33 | 1981 |
| Matthews, Rishard | WR | Nevada | 86, 18 | 2012-15 |
| Matthews, Wes | WR | Northeastern State (Okla.) | 23 | 1966 |
| Maualuga, Rey | LB | Southern California | 58 | 2017 |
| Mauck, Carl | C | Southern Illinois | 60 | 1970 |
| Mauia, Reagan | FB | Hawaii | 45 | 2007 |
| Maxwell, Byron | CB | Clemson | 41 | 2016-17 |
| Maxwell, Jim | LB | Gardner-Webb | 53 | 2006 |
| McBride, Norm | DE | Utah | 53 | 1969-70 |
| **McCain, Bobby** | **CB** | **Memphis** | **28** | **2015-18** |
| McCain, Brice | CB | Utah | 24 | 2015 |
| McCain, Chris | LB | California | 58 | 2014-15 |
| McCann, Bryan | CB | Southern Methodist | 23 | 2012 |
| McChesney, Matt | G | Colorado | 60 | 2008 |
| McClendon, Jacques | C/G | Tennessee | 66 | 2015 |
| McCray, Kelcie | S | Arkansas State | 37 | 2013 |
| McCreary, Loaird | TE | Tennessee State | 80 | 1976-78 |
| McCullers, Dale | LB | Florida State | 54 | 1969 |
| McDaniel, Tony | DT | Tennessee | 78 | 2009-12 |
| McDaniel, Wahoo | LB | Oklahoma | 54 | 1966-68 |
| McDermott, Sean | LS | Kansas | 40 | 2003 |
| **McDonald, T.J.** | **S** | **Southern California** | **22** | **2017-18** |
| McDougle, Stockar | T | Oklahoma | 73 | 2005 |
| McDuffie, O.J. | WR | Penn State | 81 | 1993-01 |
| McEvoy, Tanner | WR | Wisconsin | 16 | 2018 |
| McFarland, Jim | TE | Nebraska | 80 | 1975 |
| McGarrahan, Scott | S | New Mexico | 41, 43 | 2001-02 |
| McGeever, John | S | Auburn | 47 | 1966 |
| McGruder, Michael | CB | Kent State | 28 | 1990-91 |
| McGwire, Dan | QB | San Diego State | 11 | 1995 |
| McHale, Tom | G | Cornell | 72 | 1995 |
| McIntosh, Damion | T | Kansas State | 77 | 2004-06 |
| McIver, Everett | G | Elizabeth City College | 66 | 1996-97 |
| McKenzie, Kevin | WR | Washington State | 82 | 1999 |
| McKinney, Seth | C/G | Texas A&M | 68 | 2002-06 |
| McKinnie, Bryant | T | Miami (Fla.) | 78 | 2013 |
| McKinnon, Dennis | WR | Florida State | 86 | 1990 |
| McKnight, James | WR | Liberty | 80 | 2001-03 |
| McKyer, Tim | CB | Texas Arlington | 22 | 1990 |
| McMichael, Randy | TE | Georgia | 81 | 2002-06 |
| **McMillan, Raekwon** | **LB** | **Ohio State** | **52** | **2018** |
| McNeal, Don | CB | Alabama | 28 | 1980-89 |
| McPhail, Jerris | RB | East Carolina | 32 | 1996-97 |
| **McTyer, Torry** | **CB** | **Nevada-Las Vegas** | **33, 24** | **2017-18** |
| McQuistan, Pat | G/T | Weber State | 79 | 2010 |
| Medlin, Richard | RB | Fayetteville State | 38 | 2011 |
| Merling, Phillip | DE | Clemson | 97 | 2008-11 |
| Merritt, Dave | LB | North Carolina State | 55 | 1993 |
| Mertens, Jim | TE | Fairmont State | 87 | 1969 |
| Michel, Mike | P/K | Stanford | 17 | 1977 |
| Miles, Edmond | LB | Iowa | 50 | 2007 |
| Miller, Lamar | RB | Miami (Fla.) | 26 | 2012-15 |

## M

| PLAYER | POS | SCHOOL | NUM | YEARS |
|---|---|---|---|---|
| Miller, Scott | WR | UCLA | 82, 83 | 1991-96 |
| Milner, Billy | T | Houston | 79 | 1995-96 |
| Milton, Gene | WR | Florida A&M | 28 | 1968-69 |
| Mingo, Gene | K | None | 21 | 1966-67 |
| Minor, Travis | RB | Florida State | 34, 28 | 2001-06 |
| Mira, George | QB | Miami (Fla.) | 10 | 1971 |
| Misi, Koa | LB | Utah | 55 | 2010-17 |
| Mitchell, Earl | DT | Arizona | 90 | 2014-16 |
| Mitchell, Marvin | LB | Tennessee | 50 | 2011 |
| Mitchell, Melvin | G | Tennessee State | 68, 60 | 1976-78 |
| Mitchell, Scott | QB | Utah | 19 | 1990-93 |
| Mitchell, Shirdonya | CB | Missouri | 27 | 2006 |
| Mitchell, Stan | RB | Tennessee | 35 | 1966-70 |
| Mixon, Kenny | DE | Louisiana State | 79 | 1998-01 |
| Monds, Mario | DT | Cincinnati | 93 | 2004 |
| Moore, Corey | LB | Virginia Tech | 57 | 2001 |
| Moore, Damontre | DE | Texas A&M | 57 | 2015 |
| Moore, Dave | TE | Pittsburgh | 46 | 1992 |
| Moore, Eddie | LB | Tennessee | 58 | 2003-05 |
| Moore, Eric | T | Indiana | 70 | 1995 |
| Moore, Mack | DE | Texas A&M | 91 | 1985-86 |
| Moore, Marlon | WR | Fresno State | 14 | 2010-13 |
| Moore, Matt | QB | Oregon State | 8 | 2011-17 |
| Moore, Maulty | DT | Bethune-Cookman | 65 | 1972-74 |
| Moore, Nat | WR | Florida | 89 | 1974-86 |
| Moore, Ron | RB | Pittsburg State (Kan.) | 34 | 1998 |
| Moore, Stevon | S | Mississippi | 27 | 1990 |
| Moore, Wayne | T | Lamar | 79 | 1970-78 |
| Moreau, Doug | TE | Louisiana State | 82 | 1966-69 |
| Moreno, Knowshon | RB | Georgia | 28 | 2014 |
| Morrall, Earl | QB | Michigan State | 15 | 1972-76 |
| Morris, Mercury | RB | West Texas State | 22 | 1969-75 |
| Morris, Sammy | RB | Texas Tech | 31 | 2004-06 |
| Morris, Victor | LB | Miami (Fla.) | 91 | 1987 |
| Moser, Rick | RB | Rhode Island | 31 | 1980 |
| Moses, Quentin | DE/LB | Georgia | 74, 93 | 2007-10 |
| Mosley, C.J. | DT | Missouri | 94 | 2015 |
| Mostert, Raheem | RB | Purdue | 27 | 2015 |
| Moyer, Alex | LB | Northwestern | 54 | 1985-86 |
| Mruczkowski, Gene | G | Purdue | 63 | 2007 |
| Mumphord, Lloyd | CB | Texas Southern | 26 | 1969-74 |
| Murtha, Lydon | T | Nebraska | 76 | 2009-11 |

## N

| PLAYER | POS | SCHOOL | NUM | YEARS |
|---|---|---|---|---|
| Naanee, Legedu | WR | Boise State | 19 | 2012 |
| Nalbone, John | TE | Monmouth | 86 | 2010 |
| Nails, Jamie | G | Florida A&M | 66 | 2002-03 |
| Nathan, Tony | RB | Alabama | 22 | 1979-87 |
| Ndukwe, Ikechuku | G | Northwestern | 68 | 2008 |
| Nealy, Ray | RB | Arkansas-Pine Bluff | 20 | 1997 |
| Nedney, Joe | K | San Jose State | 6 | 1996-97 |
| Neff, Bob | S | Stephen F. Austin | 43 | 1966-68 |
| Neighbors, Billy | G | Alabama | 63 | 1966-69 |
| Ness, Nate | CB | Arizona | 32 | 2010 |
| Newman, Ed | G | Duke | 64 | 1973-84 |
| Newman, Keith | LB | North Carolina | 55 | 2006 |
| Newson, Kendall | WR | Middle Tennessee State | 82, 14 | 2003-05 |
| Nicolas, Scott | LB | Miami (Fla.) | 57, 52 | 1987 |
| Ninkovich, Rob | DE/LB | Purdue | 93 | 2007 |
| Nolan, Troy | CB | Arizona State | 23 | 2012 |
| Nomina, Tom | DT | Miami (Ohio) | 76 | 1966-68 |
| Noonan, Karl | WR | Iowa | 89 | 1966-71 |
| Norton, Rick | QB | Kentucky | 11 | 1966-69 |
| Nottingham, Don | FB | Kent State | 36 | 1973-77 |
| Novak, Jeff | T | Southwest Texas State | 67 | 1994 |

## O

| PLAYER | POS | SCHOOL | NUM | YEARS |
|---|---|---|---|---|
| Odom, Cliff | LB | Texas Arlington | 93 | 1990-93 |
| Odrick, Jared | DE/DT | Penn State | 98 | 2010-14 |
| Offerdahl, John | LB | Western Michigan | 56 | 1986-93 |
| Ogden, Jeff | WR | Eastern Washington | 88 | 2000-01 |
| Oglesby, Alfred | DE/NT | Houston | 96 | 1990-92 |
| Oglesby, Evan | CB | North Alabama | 41, 31 | 2009-10 |
| Ogunleye, Adewale | DE | Indiana | 90, 93 | 2000-03 |
| **O'Leary, Nick** | **TE** | **Florida State** | **83** | **2018** |
| Oliver, Louis | S | Florida | 25 | 1989-93, 1995-96 |
| Oliver, Muhammad | CB | Oregon | 20 | 1994 |
| Olshanski, Igor | DT | Oregon | 95 | 2011 |
| Orosz, Tom | P | Ohio State | 3 | 1981-82 |
| Orr, Leon | DT | Florida | 96 | 2016 |
| Ortega, Ralph | LB | Florida | 54 | 1979-80 |
| Osweiler, Brock | QB | Arizona State | 8 | 2018 |
| Oubre, Louis | G | Oklahoma | 68 | 1987 |
| Ours, Greg | C | Muskingum | 63 | 1987 |
| Overstreet, David | RB | Oklahoma | 20 | 1983 |
| Owens, Chris | S | San Jose State | 41 | 2013 |
| Owens, Morris | WR | Arizona State | 82 | 1975-76 |
| Owens, Rich | DE | Lehigh | 96 | 1999-00 |

## P

| PLAYER | POS | SCHOOL | NUM | YEARS |
|---|---|---|---|---|
| Paige, Tony | FB | Virginia Tech | 49 | 1990-92 |
| Page, Chase | DE | North Carolina | 95 | 2007 |
| Palmer, Dick | LB | Kentucky | 50 | 1970 |
| Park, Ernie | G | McMurray | 61 | 1966 |
| **Parker, DeVante** | **WR** | **Louisville** | **11** | **2015-18** |
| Parkey, Cody | K | Auburn | 1 | 2017 |
| Parmalee, Bernie | RB | Ball State | 30 | 1992-98 |
| Patmon, Tyler | CB | Oklahoma State | 29 | 2015 |
| Patterson, Dimitri | CB | Tuskegee | 32 | 2012-13 |
| Paysinger, Spencer | LB | Oregon | 42 | 2015-16 |
| Pead, Isaiah | RB | Cincinnati | 22 | 2016 |
| Pearson, Willie | CB | North Carolina A&T | 41 | 1969 |
| Pederson, Doug | QB | Northeast Louisiana | 14 | 1993 |
| Peelle, Justin | TE | Oregon | 87 | 2006-07 |
| Pennington, Chad | QB | Marshall | 10 | 2008-10 |
| Polite, Lousaka | FB | Pittsburgh | 36 | 2008-10 |
| Perriman, Brett | WR | Miami (Fla.) | 80 | 1997 |
| Perry, Ed | TE | James Madison | 89 | 1997-04 |
| Perry, Jereme | S | Eastern Michigan | 33 | 2007 |
| Perry, Senorise | RB | Louisville | 34 | 2017-18 |
| Perry, Todd | G | Kentucky | 75 | 2001-03 |
| Pesuit, Wally | T | Kentucky | 65 | 1977-78 |
| Petrella, Bob | S | Tennessee | 48 | 1966-71 |
| Phillips, Jordan | DT | Oklahoma | 97 | 2015-18 |
| Phillips, Lawrence | RB | Nebraska | 21 | 1997 |
| Pidgeon, Tim | LB | Syracuse | 94 | 1987 |
| **Pittman, Jamiyus** | **DT** | **Central Florida** | **65** | **2018** |
| Pitts, Lafayette | CB | Pittsburgh | 40 | 2016 |
| Planansky, Joe | TE | Chadron State | 88 | 1995 |
| Plummer, Bruce | CB | Mississippi State | 38 | 1988 |
| Pool, David | CB | Carson-Newman | 27 | 1994 |
| Poole, Ken | DT | Northeast Louisiana | 78 | 1981-82 |
| Poole, Will | CB | Southern California | 27 | 2004-05 |
| Pope, Derrick | LB | Alabama | 56 | 2004-07 |
| Porter, Joey | LB | Colorado State | 55 | 2007-09 |
| Posey, Julian | CB | Ohio | 38 | 2012 |
| Potter, Steve | LB | Virginia | 54 | 1981-82 |
| Potts, Roosevelt | FB | Northeast Louisiana | 42 | 1997 |
| Pouncey, Mike | C/G | Florida | 51 | 2011-17 |
| Powell, Alvin | G | Winston-Salem State | 78 | 1989 |
| Powell, Jesse | LB | West Texas State | 56 | 1969-73 |
| Presley, De'Andre | CB | Appalachian State | 21 | 2012 |
| Preston, Roell | WR | Mississippi | 82 | 1999 |
| Price, Sam | RB | Illinois | 30 | 1966-68 |
| Pritchett, Stanley | FB | South Carolina | 36 | 1996-99 |
| Procter, Cory | C | Montana | 71 | 2010 |

## P

| PLAYER | POS | SCHOOL | NUM | YEARS |
|---|---|---|---|---|
| Prokop, Joe | P | Cal Poly-Pomona | 7 | 1992 |
| Pruitt, James | WR | Cal State-Fullerton | 82, 87, 81 | 1986-88, 1990-91 |
| Pruitt, Julius | WR | Ouachita-Baptist | 11 | 2011 |
| Pryor, Barry | RB | Boston University | 31 | 1969-70 |
| Pyburn, Jack | T | Texas A&M | 65 | 1967-68 |

## Q

| PLAYER | POS | SCHOOL | NUM | YEARS |
|---|---|---|---|---|
| Quinn, Robert | DE | North Carolina | 94 | 2018 |

## R

| PLAYER | POS | SCHOOL | NUM | YEARS |
|---|---|---|---|---|
| Rader, Jason | TE | Marshall | 85 | 2006 |
| Raglin, Floyd | CB | Southern | 24 | 1987 |
| Rambo, Bacarri | S | Georgia | 30 | 2016 |
| Randall, Kheeston | DT | Texas | 97 | 2012 |
| Randle, Tate | S | Texas Tech | 21 | 1987 |
| Rather, Bo | WR | Michigan | 82, 85 | 1973, 1978 |
| Ray, Ricky | CB | Norfolk State | 43 | 1981-82 |
| Readon, Ike | DT | Hampton Institute | 79 | 1987 |
| Reaves, Willard | RB | Northern Arizona | 38 | 1989 |
| Reed, Kerry | WR | Michigan State | 15 | 2007 |
| Reese, Don | DT | Jackson State | 76, 60 | 1974-76 |
| Reichenbach, Mike | LB | East Stroudsburg | 52 | 1990-91 |
| Reilly, Dameon | WR | Rhode Island | 83 | 1987 |
| Reilly, Trevor | LB | Utah | 57 | 2016 |
| Reveiz, Fuad | K | Tennessee | 7 | 1985-88 |
| Rhone, Earnie | LB | Henderson State | 55 | 1975-84 |
| Rice, Ken | G | Auburn | 75 | 1966-67 |
| Richardson, Jeff | T | Michigan State | 76 | 1969 |
| Richardson, John | DT | UCLA | 74 | 1967-71 |
| Richardson, Kyle | P | Arkansas State | 5 | 1997 |
| Richardson, Willie | WR | Jackson State | 87 | 1970 |
| Riley, Jim | DE | Oklahoma | 70 | 1967-71 |
| Rivera, Mike | LB | Kansas | 52 | 2012 |
| Roberson, Bo | WR | Cornell | 40 | 1966 |
| Roberson, Vern | S | Grambling | 42 | 1977 |
| Roberts, Archie | QB | Columbia | 16 | 1967 |
| Roberts, George | P | Virginia Tech | 4 | 1978-80 |
| Roberts, Guy | LB | Maryland | 59 | 1977 |
| Robinson, Derreck | DE | Iowa | 75 | 2007 |
| Robinson, Fred | LB | Miami (Fla.) | 91 | 1986 |
| Robinson, Gerell | TE | Arizona State | 85 | 2014 |
| Robinson, Bryan | DE | Fresno State | 98 | 2004 |
| Robiskie, Terry | FB | Louisiana State | 38 | 1980-81 |
| Roby, Reggie | P | Iowa | 4 | 1983-92 |
| Roderick, John | WR | Southern Methodist | 87 | 1966-67 |
| Rodgers, Derrick | LB | Arizona State | 59 | 1997-02 |
| Rogers, Charlie | RB/KR | Georgia Tech | 32 | 2003 |
| Rogers, Nick | LB | Georgia Tech | 50 | 2005 |
| Romero, Dario | DT | Eastern Washington | 73, 94 | 2002-04 |
| Rosario, Dante | TE | Oregon | 81 | 2011 |
| Rose, Donovan | S | Hampton Institute | 26 | 1986-87 |
| Rose, Joe | TE | California | 80 | 1980-85 |
| Rose, Lowell | CB | Tulsa | 40 | 2014 |
| Rosenfels, Sage | QB | Iowa State | 18 | 2002-05, 2011 |
| Ross, Brandian | CB | Youngstown State | 33 | 2014 |
| Roth, Matt | DE/LB | Iowa | 98 | 2005-09 |
| Roth, Pete | FB | Northern Illinois | 32 | 1987 |
| Royals, Mark | P | Appalachian State | 3 | 2002-03 |
| Ruddy, Tim | C | Notre Dame | 61 | 1994-03 |
| Rudolph, Jack | LB | Georgia Tech | 55 | 1966 |
| Russell, Anderson | S | Ohio State | 40 | 2012 |
| Russell, Cliff | WR | Utah | 88 | 2005-06 |
| Russell, Twan | LB | Miami (Fla.) | 56 | 2000-02 |
| Ryan, Sean | TE | Boston College | 89 | 2008 |

| S | | | | |
|---|---|---|---|---|
| PLAYER | POS | SCHOOL | NUM | YEARS |
| Salter, Bryant | S | Pittsburgh | 30 | 1976 |
| Sampleton, Lawrence | TE | Texas | 80 | 1987 |
| Samuda, Josh | G | Massachusetts | 64 | 2012 |
| Sander, Mark | LB | Louisville | 58 | 1992 |
| **Sanders, Jason** | **K** | **New Mexico** | **7** | **2018** |
| Sapp, Benny | CB | Northern Iowa | 27 | 2010-11 |
| Satele, Samson | C | Hawaii | 64 | 2007-08, 2014 |
| Saxon, James | RB | San Jose State | 22 | 1992-94 |
| Schamel, Duke | LB | South Dakota | 60 | 1987 |
| Schulters, Lance | S | Hofstra | 30, 31 | 2005, 2007 |
| Schwedes, Scott | WR | Syracuse | 81 | 1987-90 |
| Scott, Jake | S | Georgia | 13 | 1970-75 |
| Scott, Rashawn | WR | Miami (Fla.) | 87 | 2016-17 |
| Scott, Ronald | RB | Southern | 33 | 1987 |
| Scott, Stanley | DE | Florida State | 77 | 1987 |
| Seamster, Sammy | CB | Middle Tennessee State | 37 | 2014 |
| Seau, Junior | LB | Southern California | 55 | 2003-05 |
| Secules, Scott | QB | Virginia | 9 | 1989-92 |
| Seiple, Larry | P/RB/TE | Kentucky | 20 | 1967-77 |
| Selfridge, Andy | LB | Virginia | 51 | 1976 |
| Sellers, Ron | WR | Florida State | 34 | 1973 |
| Sendlein, Robin | LB | Texas | 52 | 1985 |
| Shannon, Larry | WR | East Carolina | 19, 82 | 1998-99 |
| Shaw, Josh | DT | Michigan State | 75, 76 | 2004-05 |
| Shaw, Terrance | CB | Stephen F. Austin | 22 | 2000 |
| Sheets, Kory | RB | Purdue | 22 | 2009-10 |
| Shelby, Derrick | DE | Utah | 79 | 2012-15 |
| Sheldon, Mike | T | Grand Valley State | 68 | 1997-99 |
| Shelton, L.J. | G/T | Eastern Michigan | 70 | 2006-07 |
| Shepherd, Leslie | WR | Temple | 84 | 2000 |
| Sheppard, Kelvin | LB | Louisiana State | 97, 52 | 2014-15 |
| Shipp, Jackie | LB | Oklahoma | 50 | 1984-88 |
| Shiver, Sanders | LB | Carson-Newman | 52, 96 | 1984-85 |
| Shuler, Mickey | TE | Penn State | 86 | 2010 |
| Shull, Steve | LB | William & Mary | 59, 52 | 1980-83 |
| Siler, Rich | TE | Texas A&M | 87 | 1987 |
| Simmons, Sam | WR | Northwestern | 83 | 2003 |
| Simpson, Antoine | DT | Houston | 98 | 1999 |
| Simpson, Bob | DE | Colorado | 70 | 1978 |
| Sims, Dion | TE | Michigan State | 80 | 2013-16 |
| Sims, Keith | G | Iowa State | 69 | 1990-97 |
| Singleton, Chris | LB | Arizona | 55 | 1993-96 |
| Sitton, Josh | G | Central Florida | 71 | 2018 |
| Slaton, Steve | RB | West Virginia | 23 | 2011 |
| Small, Gerald | CB | San Jose State | 48 | 1978-83 |
| Smiley, Justin | G | Alabama | 65 | 2008-09 |
| Smith, Brent | G/T | Mississippi State | 74 | 1997-02 |
| Smith, Clifton | RB/KR | Fresno State | 22 | 2010 |
| Smith, De'Veon | RB | Michigan | 38 | 2017 |
| Smith, Derek | LB | Arizona State | 59 | 2008 |
| Smith, Frankie | CB | Baylor | 28, 29 | 1993-95 |
| Smith, Kelvin | LB | Syracuse | 58 | 2007 |
| Smith, Lamar | RB | Houston | 26 | 2000-01 |
| **Smith, Maurice** | **S** | **Georgia** | **27, 26** | **2017-18** |
| Smith, Mike | CB | Texas-El Paso | 25 | 1985-87 |
| Smith, Sammie | RB | Florida State | 33 | 1989-91 |
| Smith, Sean | CB | Utah | 24 | 2009-12 |
| Smith, Shelley | G | Colorado State | 66 | 2014 |
| Smith, Tom | RB | Miami (Fla.) | 29 | 1973 |
| Smith, Wade | T | Memphis | 74 | 2003-06 |
| Smith, Willie | TE | Miami (Fla.) | 84 | 1987 |
| **Smythe, Durham** | **TE** | **Notre Dame** | **81** | **2018** |
| Sochia, Brian | DT | NW Oklahoma State | 70 | 1986-91 |
| Soliai, Paul | DT | Utah | 96 | 2007-13 |
| Solomon, Freddie | WR | Tampa | 86 | 1975-77 |
| Solomon, Jesse | LB | Florida State | 58 | 1994 |
| Sowell, Robert | CB | Howard | 45, 42 | 1983-85, 1987 |
| Spadola, Ryan | WR | Lehigh | 87 | 2013 |
| Spaight, Martrell | LB | Arkansas | 53 | 2018 |
| **Spence, Akeem** | **DT** | **Illinois** | **93** | **2018** |
| Sperry, Kory | TE | Colorado State | 85 | 2009 |

## S

| PLAYER | POS | SCHOOL | NUM | YEARS |
|---|---|---|---|---|
| Speyrer, Cotton | WR | Texas | 82 | 1975 |
| Spikes, Irving | RB | Northeast Louisiana | 40, 35 | 1994-97 |
| Spitler, Austin | LB | Ohio State | 53,45 | 2010-13 |
| Spragan, Donnie | LB | Stanford | 59 | 2005-07 |
| Spriggs, Marcus | T | Houston | 76 | 2001-02 |
| Squirek, Jack | LB | Illinois | 53 | 1986 |
| Stanfill, Bill | DE | Georgia | 84 | 1969-76 |
| Stanford, R.J. | CB | Southern Utah | 25, 41 | 2012-14 |
| Stankavage, Scott | QB | North Carolina | 14 | 1987 |
| Stanley, Walter | WR | Mesa (Colo.) | 88 | 1991 |
| St. Clair, John | T | Virginia | 70 | 2004 |
| Starks, Randy | DE/DT | Maryland | 94 | 2008-14 |
| Steen, Anthony | C/G | Alabama | 65 | 2016-17 |
| Stephenson, Dwight | C | Alabama | 57 | 1980-87 |
| **Sterup, Zach** | **T** | **Nebraska** | **71, 74** | **2017-18** |
| Stewart, Michael | S | Fresno State | 35 | 1994-96 |
| Stewart, Rayna | S | Northern Arizona | 21 | 1998 |
| **Stills, Kenny** | **WR** | **Oklahoma** | **10** | **2015-18** |
| Stofa, John | QB | Buffalo | 15, 5 | 1966-67, 1969-70 |
| Stokes, Barry | T | Eastern Michigan | 67 | 1998 |
| Stoneburner, Jake | TE | Ohio State | 86 | 2015 |
| Storr, Greg | LB | Boston College | 50 | 1987 |
| Stoudt, Cliff | QB | Youngstown State | 18 | 1989 |
| Stowe, Otto | WR | Iowa State | 82 | 1971-72 |
| Stoyanovich, Pete | K | Indiana | 10 | 1989-95 |
| Stradford, Troy | RB | Boston College | 23 | 1987-90 |
| Strock, Don | QB | Virginia Tech | 10 | 1974-87 |
| Strother, Billy | LB | New Mexico | 59 | 2004 |
| Stubbs, Daniel | DE | Miami (Fla.) | 96 | 1996-98 |
| Stuckey, Henry | CB | Missouri | 48 | 1972-74 |
| Sturgis, Caleb | K | Florida | 9 | 2013-14 |
| Suggs, Lee | RB | Virginia Tech | 22 | 2006 |
| Suh, Ndamukong | DT | Nebraska | 93 | 2015-17 |
| Surtain, Patrick | CB | Southern Mississippi | 23 | 1998-04 |
| Swain, John | CB | Miami (Fla.) | 29, 40 | 1985, 1987 |
| Swanson, Travis | C | Arkansas | 66 | 2018 |
| Swayne, Harry | T | Rutgers | 70 | 2001 |
| Swift, Doug | LB | Amherst | 59 | 1970-75 |
| Swoopes, Pat | DE | Mississippi State | 67 | 1991 |

## T

| PLAYER | POS | SCHOOL | NUM | YEARS |
|---|---|---|---|---|
| Tagliaferri, John | RB | Cornell | 35 | 1987 |
| **Tankersley, Cordrea** | **CB** | **Clemson** | **30, 23** | **2017-18** |
| Tannehill, Ryan | QB | Texas A&M | 17 | 2012-18 |
| Tanner, Barron | DT | Oklahoma | 72 | 1997-98 |
| Tautolo, Terry | LB | UCLA | 52 | 1983-84 |
| Taylor, Ed | CB | Memphis State | 45 | 1979-82 |
| Taylor, Henry | DT | South Carolina | 98 | 2001 |
| Taylor, Jamar | CB | Boise State | 22 | 2013-15 |
| Taylor, Jason | DE/LB | Akron | 99 | 1997-07, 2009, 2011 |
| Taylor, Johnny | LB | Hawaii | 54 | 1986 |
| **Taylor, Vincent** | **DT** | **Oklahoma State** | **96** | **2017-18** |
| Teague, George | S | Alabama | 23 | 1997 |
| Testerman, Don | FB | Clemson | 34 | 1980 |
| Thayer, Tom | G/C | Notre Dame | 57 | 1993 |
| Thigpen, Marcus | RB/KR | Indiana | 34 | 2012-13 |
| Thigpen, Tyler | QB | Coastal Carolina | 16 | 2009-10 |
| Thomas, Dallas | G | Tennessee | 70, 63 | 2013-16 |
| Thomas, Daniel | RB | Kansas State | 33, 30 | 2011-14 |
| Thomas, Donald | G | Connecticut | 66 | 2008-09 |
| Thomas, Joey | CB | Montana State | 41 | 2008 |
| Thomas, Julius | TE | Portland State | 89 | 2017 |
| Thomas, Kiwaukee | CB | Georgia Southern | 20 | 2005 |
| Thomas, Lamar | WR | Miami (Fla.) | 85 | 1996-00 |
| Thomas, Michael | S | Stanford | 31 | 2013-17 |
| Thomas, Norris | CB | Southern Mississippi | 41 | 1977-79 |
| Thomas II, Robert | DT | Arkansas | 96 | 2015 |
| Thomas, Rodell | LB | Alabama State | 53, 54 | 1981, 1983-84 |
| Thomas, Rodney | CB | Brigham Young | 45, 24 | 1988-90 |

## T

| PLAYER | POS | SCHOOL | NUM | YEARS |
|---|---|---|---|---|
| Thomas, Thurman | RB | Oklahoma State | 34 | 2000 |
| Thomas, Zach | LB | Texas Tech | 54 | 1996-07 |
| Thompson, Derrius | WR | Baylor | 88 | 2003-04 |
| Thompson, Lamont | S | Washington State | 27 | 2007 |
| Thompson, Reyna | CB | Baylor | 19, 24 | 1986-88 |
| Thornton, Jack | LB | Auburn | 59 | 1966 |
| Tiffin, Van | K | Alabama | 3 | 1987 |
| Tilley, Emmett | LB | Duke | 52 | 1983 |
| Tillman, Andre | TE | Texas Tech | 87 | 1974-78 |
| Tillman, Travares | S | Georgia Tech | 26 | 2005-07 |
| Timmons, Lawrence | LB | Florida State | 94 | 2017 |
| Toews, Jeff | G | Washington | 60 | 1979-85 |
| Torbor, Reggie | LB | Auburn | 53 | 2008-09 |
| Torczon, LaVerne | DE | Nebraska | 88 | 1966 |
| Torrey, Bob | FB | Penn State | 38 | 1979 |
| Toth, Tom | G | Western Michigan | 76 | 1986-89 |
| Towle, Steve | LB | Kansas | 56 | 1975-80 |
| Towns, Lester | LB | Washington | 57 | 2005 |
| Traylor, Keith | DT | Central State (Okla.) | 94 | 2005-07 |
| Tripp, Jordan | LB | Montana | 57 | 2014 |
| Trusnik, Jason | LB | Ohio-Northern | 93 | 2011-14 |
| Tucker, Gary | RB | Tennessee-Chattanooga | 27 | 1968 |
| **Tunsil, Laremy** | **G/T** | **Mississippi** | **67, 78** | **2016-18** |
| Turk, Matt | P | Wisconsin-Whitewater | 1 | 2000-01, 2003-04 |
| Turner, Billy | G/T | North Dakota State | 77 | 2014-16 |
| Turner, Patrick | WR | Southern California | 84 | 2009 |
| Turner, T.J. | DE | Houston | 95 | 1986-92 |
| Twilley, Howard | WR | Tulsa | 81 | 1966-76 |

## U

| PLAYER | POS | SCHOOL | NUM | YEARS |
|---|---|---|---|---|
| Uhlenhake, Jeff | C | Ohio State | 63 | 1989-93 |
| Urbanek, Jim | DT | Mississippi | 79 | 1968 |
| Urbik, Kraig | C/G | Wisconsin | 60 | 2016 |
| Uwaezuoke, Iheanyi | WR | California | 80 | 1998 |

## V

| PLAYER | POS | SCHOOL | NUM | YEARS |
|---|---|---|---|---|
| Veasey, Craig | DT | Houston | 94 | 1993-94 |
| Verner, Alterraun | CB | UCLA | 42 | 2017 |
| Vernon, Olivier | DE | Miami (Fla.) | 50 | 2012-15 |
| Vick, Marcus | WR/QB | Virginia Tech | 16 | 2006 |
| Vigil, Zach | LB | Utah State | 49 | 2015-16 |
| Vigorito, Tom | RB/WR | Virginia | 32 | 1981-85 |
| Vincent, Troy | CB | Wisconsin | 23 | 1992-95 |
| Volk, Rick | S | Michigan | 21 | 1977-78 |
| von Schamann, Uwe | K | Oklahoma | 5 | 1979-84 |

## W

| PLAYER | POS | SCHOOL | NUM | YEARS |
|---|---|---|---|---|
| Wade, Charley | WR | Tennessee State | 37 | 1973 |
| Wade, Jonathan | CB | Tennessee | 32 | 2011 |
| Wade, Todd | T | Mississippi | 71 | 2000-03 |
| Wainright, Frank | TE | Northern Colorado | 82 | 1995-98 |
| Wake, Cameron | LB/DE | Penn State | 91 | 2009-18 |
| Walden, Erik | LB | Middle Tennessee State | 50, 53 | 2008-10 |
| Walker, Bracey | S | North Carolina | 26 | 1997 |
| Walker, Brian | S | Washington State | 45 | 1997-98, 2000-01 |
| Walker, Fulton | CB | West Virginia | 41 | 1981-85 |
| Wallace, Mike | WR | Mississippi | 11 | 2013-14 |
| Wallace, Roberto | WR | San Diego State | 18 | 2010-11 |
| Walters, Rod | G | Iowa | 76 | 1980 |
| Wantland, Hal | S | Tennessee | 46 | 1966 |
| Ward, Chris | T | Ohio State | 67 | 1986 |
| Ward, Dedric | WR | Northern Iowa | 87 | 2001-02 |
| Ward, Ronnie | LB | Kansas | 55 | 1997 |
| Warfield, Paul | WR | Ohio State | 42 | 1970-74 |
| Warmsley, Julius | DE | Tulane | 73 | 2016 |
| Warren, Jimmy | CB | Illinois | 49 | 1966-69 |

## W

| PLAYER | POS | SCHOOL | NUM | YEARS |
|---|---|---|---|---|
| Washington, Dick | CB | Bethune-Cookman | 44 | 1968 |
| Washington, Mark | LB | Texas State | 51 | 2007 |
| Watkins, Danny | G | Baylor | 62 | 2013 |
| Weaver, Jed | TE | Oregon | 82 | 2000-02 |
| Webb, Richmond | T | Texas A&M | 78 | 1990-00 |
| Webster, Larry | DT | Maryland | 79 | 1992-94 |
| Weidner, Bert | G/C | Kent State | 60 | 1990-95 |
| Weisacosky, Ed | LB | Miami (Fla.) | 51 | 1968-70 |
| Welker, Wes | WR | Texas Tech | 83 | 2004-06 |
| West, Willie | S | Oregon | 22 | 1966-68 |
| Westmoreland, Dick | CB | North Carolina A&T | 25 | 1966-69 |
| Wheeler, Philip | LB | Georgia Tech | 52 | 2013-14 |
| White, Jeris | CB | Hawaii | 41 | 1974-76 |
| White, Pat | QB | West Virginia | 6 | 2009 |
| Whitley, Taylor | G | Texas A&M | 69 | 2003-04 |
| Wickert, Tom | T | Washington State | 60 | 1974 |
| Wilford, Ernest | WR | Virginia Tech | 18 | 2008 |
| Wilkinson, Dan | DT | Ohio State | 95 | 2006 |
| Williams, Brandon | TE | Oregon | 88 | 2015 |
| Williams, Damian | WR | Southern California | 15 | 2014 |
| Williams, Damien | RB | Oklahoma | 34, 26 | 2014-17 |
| Williams, Delvin | RB | Kansas | 24 | 1978-80 |
| Williams, Gene | G | Iowa State | 61 | 1991-92 |
| Williams, Jarvis | S | Florida | 26 | 1988-93 |
| Williams, Jay | DE | Wake Forest | 91 | 2002-04 |
| Williams, Joel | TE | Notre Dame | 88 | 1987 |
| Williams, Jordan | DE | Tennessee | 69 | 2015 |
| Williams, Kevin | S | Oklahoma State | 38 | 2000 |
| Williams, Mario | DE | North Carolina State | 94 | 2016 |
| Williams, Maxie | G/T | Southeastern Louisiana | 78 | 1966-70 |
| Williams, Mike | WR | Northeastern | 87 | 1991-95 |
| Williams, Nick | DE | Samford | 75 | 2016 |
| Williams, Quintin | S | Wake Forest | 38 | 2004 |
| Williams, Renauld | LB | Hofstra | 53 | 2004 |
| Williams, Ricky | RB | Texas | 34 | 2002-03, 2005, 2007-10 |
| Williams, Ronnie | TE | Oklahoma State | 85 | 1993-95 |
| Williams, Sylvester | DT | North Carolina | 98 | 2018 |
| Wilmsmeyer, Klaus | P | Louisville | 8 | 1998 |
| **Wilson, Albert** | **WR** | **Georgia State** | **15** | **2018** |
| Wilson, George, Jr. | QB | Xavier | 10 | 1966 |
| Wilson, Gibril | S | Tennessee | 28 | 2009 |
| Wilson, Jerry | CB | Southern | 24 | 1996-00 |
| Wilson, Jimmy | CB/S | Montana | 25, 27 | 2011-14 |
| Wilson, Karl | DE | Louisiana State | 77, 72 | 1990, 1993 |
| Wilson, Robert | FB | Texas A&M | 49 | 1994-96 |
| Wimberly, Derek | DE | Purdue | 78 | 1987 |
| Windauer, Bill | DT | Iowa | 70 | 1975 |
| Winfrey, Stan | RB | Arkansas State | 33 | 1975-77 |
| Wiska, Jeff | G | Michigan State | 74 | 1987 |
| Wood, Dick | QB | Auburn | 18 | 1966 |
| **Woodard, Jonathan** | **DE** | **Central Arkansas** | **76** | **2018** |
| Wooden, Shawn | S | Notre Dame | 22, 35 | 1996-99, 2001-04 |
| Woodley, David | QB | Louisiana State | 16 | 1980-83 |
| Woods, Larry | DT | Tennessee State | 70 | 1973 |
| Woodson, Fred | G | Florida A&M | 61 | 1967-69 |
| Worrell, Cameron | S | Fresno State | 44 | 2007 |
| Wright, Gabe | DT | Auburn | 98 | 2017 |
| Wright, Manuel | DT | Southern California | 75 | 2005 |
| Wright, Rodrique | DT | Texas | 90 | 2006-08 |
| Wyrick, Jimmy | CB | Minnesota | 25, 35 | 2003-04 |

## Y

| PLAYER | POS | SCHOOL | NUM | YEARS |
|---|---|---|---|---|
| Yates, Billy | G | Texas A&M | 73 | 2003 |
| Yates, T.J. | QB | North Carolina | 16 | 2016 |
| Yeatman, Will | TE/T | Maryland | 89, 72 | 2011-13 |
| Yepremian, Garo | K | None | 1 | 1970-78 |
| Young, Sam | T | Notre Dame | 79 | 2016-18 |
| Young, Steve | T | Colorado | 74 | 1977 |
| Young, Willie | T | Alcorn A&M | 76 | 1973 |

| Z | | | | |
|---|---|---|---|---|
| PLAYER | POS | SCHOOL | NUM | YEARS |
| Zawatson, Dave | T | California | 75 | 1991 |
| Zecher, Rich | DT | Utah State | 77 | 1966-67 |
| Zgonina, Jeff | DT | Purdue | 92, 90 | 2003-06 |
| Zolak, Scott | QB | Maryland | 14 | 1999 |

# LENGTH OF SERVICE

| TOTAL YEARS | NAME AND YEARS PLAYED |
|---|---|
| 17 | Dan Marino 83-99 |
| 15 | Bob Kuechenberg 70-84 |
| 14 | Bob Griese 67-80; John Denney 2005-18; Don Strock 74-87 |
| 13 | Nat Moore 74-86; Jason Taylor 97-07, 2009, 2011 |
| 12 | Vern Den Herder 71-82; Bruce Hardy 78-89; Jim Jensen 81-92; Larry Little 69-80; Ed Newman 73-84; Zach Thomas 96-07 |
| 11 | Tim Bowens 94-04; Mark Duper 82-92; Tim Foley 70-80; Larry Seiple 67-77; Howard Twilley 66-76; Richmond Webb 90-00 |
| 10 | Dick Anderson 68-77; Bob Baumhower 77-86; Doug Betters 78-87; Mark Clayton 83-92; Jeff Dellenbach 85-94; Norm Evans 66-75; Jon Giesler 79-88; Jim Langer 70-79; Paul Lankford 82-91; Ronnie Lee 79-82, 84-89; Olindo Mare 97-06; Don McNeal 80-89; Earnie Rhone 75-84; Reggie Roby 83-92; Tim Ruddy 94-03; Cameron Wake 09-18 |

# WHERE THEY'VE COME FROM

Abilene-Christian 2, Akron 3, Alabama 21, Alabama State 2, Albany (Ga.) State 1, Alcorn A&M 1, Alma 1, Amherst 2, Appalachian State 3, Arizona 5, Arizona State 14, Arkansas 9, Arkansas Pine-Bluff 2, Arkansas State 8, Auburn 19, Ball State 1, Baylor 12, Benedict College 1, Bethune-Cookman 7, Boise State 6, Boston College 7, Boston University 2, Bowling Green 2, Brigham Young 4, Buffalo 1, Butte College 1, California 8, California-Davis 2, Cal Poly-Pomona 1, Cal Poly-SLO 1, Cal State-Fullerton 1, Cal State-Los Angeles 1, Carson-Newman 2, Catawba 1, Central Arkansas 1, Central College (Iowa) 1, Central Florida 4, Central Michigan 1, Central State (Ohio) 1, Central State (Okla.) 1, Chadron State (Neb.) 1, Cincinnati 4, Clemson 12, Coastal Carolina 2, Colorado 9, Colorado State 4, Columbia 1, Connecticut 3, Cornell 3, Dartmouth 2, Dayton 1, Delaware 1, Delta State 1, Duke 5, East Carolina 6, East Stroudsburg 1, East Texas State 1, Eastern Kentucky 2, Eastern Michigan 6, Eastern New Mexico 1, Eastern Washington 4, Elizabeth City College 1, Fairmont State 1, Fayetteville State 1, Ferrum College 1, Florida 20, Florida A&M 6, Florida State 14, Fordham 1, Ft. Valley State 1, Franklin and Marshall 1, Fresno State 9, Furman 1, Gardner-Webb 1, Georgia 11, Georgia Southern 1, Georgia State 2, Georgia Tech 13, Grambling 4, Grand Valley State 1, Hampton 6, Hawaii 7, Henderson State 2, Hofstra 2, Holy Cross 1, Houston 10, Howard 1, Howard Payne 1, Idaho 2, Illinois 9, Illinois State 2, Indiana 11, Indiana State 1, Iona 1, Iowa 9, Iowa State 9, Jackson State 5, Jacksonville State 2, James Madison 3, Kansas 5, Kansas State 4, Kent State 4, Kentucky 12, Lamar 1, Lehigh 2, Liberty 5, Long Beach City College 1, Louisiana-Lafayette 1, Louisiana-Monroe 5, Louisiana State 17, Louisville 9, McMurray 1, Marist 1, Marshall 5, Maryland 14, Massachusetts 2, McNeese State 2, Memphis 8, Mesa (Colo.) 2, Miami (Fla.) 37, Miami (Ohio) 1, Michigan 15, Michigan State 14, Michigan Tech 1, Middle Tennessee State 3, Midwestern State 1, Minnesota 8, Mississippi 14, Mississippi State 6, Missouri 8, Missouri State 1, Monmouth 1, Montana 6, Montana State 2, Montclair State 1, Morgan State 1, Morris Brown 1, Muskingum 1, Nebraska 13, Nevada 5, Nevada-Las Vegas 3, New Hampshire 1, New Mexico 4, New Mexico State 3, No College 4, Norfolk State 1, North Alabama 2, North Carolina 16, North Carolina A&T 3, North Carolina Central 1, North Carolina State 6, North Dakota State 3, North Texas 2, Northeastern 1, Northeastern State (Okla.) 1, Northern Arizona 3, Northern Colorado 1, Northern Illinois 1, Northern Iowa 3, Northern Michigan 1, Northwestern 4, Northwestern Oklahoma State 1, Northwestern State (La.) 1, Notre Dame 14, Ohio 1, Ohio Northern 1, Ohio State 28, Oklahoma 14, Oklahoma State 8, Omaha 1, Oregon 15, Oregon State 1, Ouachita Baptist 1, Pacific 1, Penn State 17, Pittsburg State (Kan.) 1, Pittsburgh 8, Portland State 1, Princeton 1, Purdue 14, Rensselaer Polytechnic Institute 1, Rhode Island 2, Rice 4, Richmond 1, Rutgers 6, St. Cloud State 1, Samford 2, San Diego State 7, San Jose State 7, Shepherd 1, Shippensburg 1, South Carolina 8, South Carolina State 1, South Dakota 1, South Dakota State 1, South Florida 2, Southeastern Louisiana 1, Southern 8, Southern California 13, Southern Illinois 2, Southern Methodist 4, Southern Mississippi 6, Southern Utah 1, Stanford 9, Stephen F. Austin 3, Syracuse 16, Tampa 3, Temple 2, Tennessee 28, Tennessee-Chattanooga 1, Tennessee State 6, Texas 8, Texas A&M 19, Texas A&M-Kingsville 1, Texas Arlington 2, TCU 5, Texas-El Paso 1, Texas Southern 5, Texas State 3, Texas Tech 8, Toledo 1, Towson 1, Troy 1, Tulane 5, Tulsa 8, Tuskegee 1, UCLA 11, Utah 16, Utah State 6, Vanderbilt 5, Villanova 1, Virginia 11, Virginia State 1, Virginia Tech 12, Wake Forest 5, Washington 8, Washington State 7, Wayne State 1, Weber State 2, Western Carolina 1, Western Illinois 2, Western Michigan 4, Western Ontario 1; West Texas A&M 1, West Texas State 2, West Virginia 8, Wichita State 1, William & Mary 1, Winston- Salem State 3, Wisconsin 10, Wisconsin-Whitewater 1, Wyoming 2, Xavier 2, Yale 1, Youngstown State 3.

**TOP SCHOOLS: 37** – Miami (Fla.); **28** – Ohio State, Tennessee; **21** – Alabama; **20** – Florida; **19** – Auburn, Texas A&M; **17** – Louisiana State, Penn State; **16** – North Carolina, Syracuse, Utah; **15** – Michigan, Oregon; **14** – Arizona State, Florida State, Michigan State, Maryland, Mississippi, Notre Dame, Oklahoma, Purdue; **13** – Georgia Tech, Nebraska, Southern California; **12** – Baylor, Clemson, Kentucky, Virginia Tech.

# DOLPHINS BY THE NUMBERS

1 – Garo Yepremian (1970-78); Tony Franklin (1988); Matt Turk (2000-01, 2003-04); Cody Parkey (2017)

2 – Cookie Gilchrist (1966); *Willie Beecher (1987); Brandon Fields (2008-14); Matt Haack (2018)

3 – Tom Orosz (1981-82); *Stacy Gore (1987); Van Tiffin (1987); Mark Royals (2002-03); Joey Harrington (2006); Jay Feely (2007); Andrew Franks (2015-16)

4 – George Roberts (1978-80); Reggie Roby (1983-92); Tom Hutton (1999); Brandon Fields (2007); Matt Darr (2015-16)

5 – Booth Lusteg (1967); John Stofa (1969-70); Uwe von Schamann (1979-84); Jeff Hayes (1987); Kyle Richardson (1997); Matt Bryant (2004); Donnie Jones (2005-06), Dan Carpenter (2008-12)

6 – Jim Arnold (1994); Joe Nedney (1996-97); Brent Bartholomew (1999); Ray Lucas (2001-02); Pat White (2009); JP Losman (2011); Jay Cutler (2017)

7 – Billy Lothridge (1972); Guy Benjamin (1978-79); Fuad Reveiz (1985-88); Charlie Baumann (1991); Joe Prokop (1992); Dale Hatcher (1993); Craig Erickson (1996-98); A.J. Feeley (2004-05); Chad Henne (2008-11); Jason Sanders (2018)

8 – Klaus Wilmsmeyer (1998); Daunte Culpepper (2006); Matt Moore (2011-17); Brock Osweiler (2018)

9 – Scott Secules (1989-92); Jay Fiedler (2000-04); John Beck (2007-08); Nate Kaeding (2012); Caleb Sturgis (2013-14); David Fales (2017)

10 – George Wilson, Jr. (1966); George Mira (1971); Don Strock (1974-87); Pete Stoyanovich (1989-95); Olindo Mare (1997-06); Trent Green (2007); Chad Pennington (2008-10); Clyde Gates (2011); Jabar Gaffney (2012); Brandon Gibson (2013-14); Kenny Stills (2015-18)

11 – Rick Norton (1966-69); Jim Del Gaizo (1972, 1975); Jim Jensen (1981-92); Dan McGwire (1995); Damon Huard (1997-00); Bill Gramatica (2004); Gus Frerotte (2005); Julius Pruitt (2011); Mike Wallace (2013-14); DeVante Parker (2015-18)

12 – Bob Griese (1967-80)

13 – Jake Scott (1970-75); Dan Marino (1983-99)

14 – *Scott Stankavage (1987); Doug Pederson (1993); Scott Zolak (1999); Brian Griese (2003); Kendall Newson (2004-05); Marlon Moore (2010-13); Jarvis Landry (2014-17); Brice Butler (2018)

15 – John Stofa (1966-67); Kim Hammond (1968); Karl Kremser (1969-70); Charles Leigh (1971); Earl Morrall (1972-76); *Kyle Mackey (1987); Kirby Dar Dar (1995, 1997); Ronald Bellamy (2004); Kerry Reed (2007); Davone Bess (2008-12); Damian Williams (2014); Justin Hunter (2016); Albert Wilson (2018)

16 – Archie Roberts (1967); Tom Boutwell (1969); David Woodley (1980-83); Robert Baker (1999); Albert Johnson (2001); Marcus Vick (2006); Tyler Thigpen (2009-10); Shayne Graham (2011); T.J. Yates (2016); Matt Haack (2017); Tanner McEvoy (2018)

17 – Mike Michel (1977); Ron Jaworski (1987-88); Steve DeBerg (1993); John Kidd (1994-97); Todd Doxzon (1998); Cleo Lemon (2005-07); Brandon London (2008); Ryan Tannehill (2012-18)

18 – Dick Wood (1966); Cliff Stoudt (1989); Sage Rosenfels (2002-05); Ernest Wilford (2008); Roberto Wallace (2010-11); Rishard Matthews (2013-15)

19 – Reyna Thompson (1986); Scott Mitchell (1990-93); Bernie Kosar (1994-96); Nate Jacquet (1998); Larry Shannon (1998-99); Ted Ginn, Jr. (2007-09); Brandon Marshall (2010-11); Legedu Naanee (2012); Armon Binns (2012-13); Jakeem Grant (2016-18)

20 – Larry Seiple (1967-77); Neal Colzie (1979); David Overstreet (1983); *Rickey Isom (1987); Joe Cribbs (1988); Marc Logan (1989-91); Muhammad Oliver (1994); Ray Nealy (1997); John Avery (1998-99); Ben Kelly (2001); Lloyd Harrison (2002); Arturo Freeman (2003-04); Kiwaukee Thomas (2005); Eddie Jackson (2006); Lorenzo Booker (2007); Chris Crocker (2008); Reshad Jones (2010-18)

21 – Gene Mingo (1966-67); Jim Kiick (1968-74); Rick Volk (1977-78); *Tate Randle (1987); Mark Higgs (1990-94); Lawrence Phillips (1997); Rayna Stewart (1998); Autry Denson (1999-00); Terry Cousin (2001); Jamar Fletcher (2002-03); Antuan Edwards (2004); Travis Daniels (2005-06); André Goodman (2007-08); Vontae Davis (2009-11); Deandre Presley (2012); Brent Grimes (2013-15); Jordan Lucas (2016-17); Frank Gore (2018)

22 – Willie West (1966-68); Mercury Morris (1969-75); Tony Nathan (1979-87); Kerry Goode (1989); Tim McKyer (1990); James Saxon (1992-94); Shawn Wooden (1996-99); Terrance Shaw (2000); Shawn Wooden (2001-04); Jesse Chatman (2005); Lee Suggs (2006); Michael Lehan (2007-08); Kory Sheets (2009-10); Clifton Smith (2010); Reggie Bush (2011-12); Jamar Taylor (2013-15); Isaiah Pead (2016); T.J. McDonald (2017-18)

23 – Wes Matthews (1966); Charles Leigh (1973-74); Joe Carter (1984-86); Troy Stradford (1987-90); *Demetrious Johnson (1987); Troy Vincent (1992-95); Robert Bailey (1996); George Teague (1997); Patrick Surtain (1998-04); Ronnie Brown (2005-10); Larry Johnson (2011); Steve Slaton (2011); Troy Nolan (2012); Bryan McCann (2012); Mike Gillislee (2013-14); Jay Ajayi (2015-17); Cordrea Tankersley (2018)

24 – Billy Hunter (1966); Jack Clancy (1967-69); Delvin Williams (1978-80); Reyna Thompson (1986-88); *Floyd Raglin (1987; Rodney Thomas (1989-90); Vestee Jackson (1991-93); Pat Johnson (1995); Jerry Wilson (1996-00); Jamar Fletcher (2001); Omare Lowe (2002); Sammy Knight (2003-04); Tebucky Jones (2005); Renaldo Hill (2006-08); Sean Smith (2009-12); Cortland Finnegan (2014); Brice McCain (2015); Isa Abdul-Quddus (2016); Torry McTyer (2018)

25 – Dick Westmoreland (1966-69); Tim Foley (1970-80); Mike Smith (1985-87); Louis Oliver (1989-93, 1995-96); Corey Harris (1997); Greg Jeffries (1999-00); Jimmy Wyrick (2003); Reggie Howard (2004-05); Will Allen (2006-11); Jimmy Wilson (2011); R.J. Stanford (2012-13); Louis Delmas (2014-15); Xavien Howard (2016-18)

26 – Frank Jackson (1966-67); Lloyd Mumphord (1969-74); Duriel Harris (1976); Donovan Rose (1986-87); Jarvis Williams (1988-93); Bracey Walker (1997); Lamar Smith (2000-01); Leonard Henry (2002-04); Travares Tillman (2005-07); Lex Hilliard (2009-11); Lamar Miller (2012-15); Damien Williams (2016-17); Maurice Smith (2018)

27 – Gary Tucker (1968); Gary Davis (1976-79), Lorenzo Hampton (1985-89); Stevon Moore (1990); David Pool (1994); Terrell Buckley (1995-99); Arturo Freeman (2000-02); Terrell Buckley (2003); Will Poole (2004-05); Shirdonya Mitchell (2006); Lamont Thompson (2007); Samkon Gado (2007); Benny Sapp (2010-11); Jimmy Wilson (2011-14); Raheem Mostert (2015); Shamiel Gary (2015); Maurice Smith (2017); Kalen Ballage (2018)

28 – George Chesser (1966); Abner Haynes (1967); Gene Milton (1968-69); Ed Jenkins (1972); Hubert Ginn (1975); Don McNeal (1980-89); Michael McGruder (1990-91); Frankie Smith (1993); Gene Atkins (1994-96); Ray Hill (1998-00); Travis Minor (2002-06); Jesse Chatman (2007); Brannon Condren (2008); Gibril Wilson (2009); Nolan Carroll (2010-13); Knowshon Moreno (2014); Bobby McCain (2015-18)

29 – Jack Harper (1967-68); Garry Grady (1969); Tom Smith (1973); John Swain (1985); Liffort Hobley (1987-93); Frankie Smith (1994-95); Sam Madison (1997-05); André Goodman (2006); Travis Daniels (2007); Tyrone Culver (2008-11); Jonathan Amaya (2012); Will Davis (2013-15); Jonas Gray (2015); Tyler Patmon (2015); Arian Foster (2016); Nate Allen (2017); Minkah Fitzpatrick (2018)

30 – Sam Price (1966-68); Bryant Salter (1976); Ron Davenport (1985-89); Bernie Parmalee (1992-98); Obafemi Ayanbadejo (2003); Lamar Gordon (2004); Lance Schulters (2005); Michael Lehan (2006); Casey Cramer (2008); Chris Clemons (2009-13); Daniel Thomas (2014); Zack Bowman (2015); Bacarri Rambo (2016); Cordrea Tankersley (2017)

31 – George Chesser (1967); Barry Pryor (1969-70); Terry Cole (1971); Norm Bulaich (1975-79); Rick Moser (1980); Eddie Hill (1981-84); Sean Hill (1994-96); Brock Marion (1998-03); Sammy Morris (2004-06); Lance Schulters (2007); Evan Oglesby (2010); Al Harris (2010); Charles Clay (2011); Richard Marshall (2012); Michael Thomas (2013-17); Cornell Armstrong (2018)

32 – Joe Auer (1966-67); Hubert Ginn (1970-73); Benny Malone (1974-78); Tom Vigorito (1981-85); Donald Brown (1986); *Pete Roth (1987); Garrett Limbrick (1990); Bruce Alexander (1992-93); Aaron Craver (1994); Cleveland Gary (1994); Jerris McPhail (1996-97); J.J. Johnson (1999-01); Charlie Rogers (2003); Jamar Martin (2004); Jason Allen (2006-10); Nate Ness (2010); Nate Jones (2011); Jonathan Wade (2011); Michael Coe (2012); Dimitri Patterson (2012-13); Orleans Darkwa (2014); Jordan Kovacs (2015); Kenyan Drake (2016-18)

33 – Billy Joe (1966); Hubert Ginn (1974); Stan Winfrey (1975-77); Billy Cesare (1980); Bo Matthews (1981); Rich Diana (1982); Craig Ellis (1986); *Ronald Scott (1987); Sammie Smith (1989-91); Karim Abdul-Jabbar (1996-99); Deon Dyer (2000-02); Vick King (2004); Jereme Perry (2007); Nate Jones (2008-09); Daniel Thomas (2011-13); Brandian Ross (2014); LaMike James (2014-15); Torry McTyer (2017)

34 – Ron Sellers (1973); Jim Braxton (1978); Don Testerman (1980); Woody Bennett (1980-88); Nuu Faaola (1989); Tony Collins (1990); Aaron Craver (1991-93); Tyrone Braxton (1994); Tim Jacobs (1996-97); Ron Moore (1998); Cecil Collins (1999); Thurman Thomas (2000); Travis Minor (2001); Ricky Williams (2002-03, 05, 07-10); Marcus Thigpen (2012-13); Damien Williams (2014-15); Senorise Perry (2017-18)

35 – Rick Casares (1966); Stan Mitchell (1966-70); Clayton Heath (1976); Nick Giaquinto (1980-81); *John Tagliaferri (1987); Kerry Glenn (1990-92); Michael Stewart (1994-96); Irving Spikes (1997); Ben Kelly (2000); Shawn Wooden (2001); Jimmy Wyrick (2004); Eddie Jackson (2005); Tuff Harris (2007); Walt Aikens (2014-18)

36 – Preston Carpenter (1966); Charles Leigh (1972); Don Nottingham (1973-77); Steve Howell (1979-81); Tom Brown (1987-89); Stephen Braggs (1992-93); Stanley Pritchett (1996-99); Darian Barnes (2005-06); Lousaka Polite (2008-10); Tyrone Culver (2012); Don Jones (2013); T.J. Heath (2014); Tony Lippett (2015-17); Jalen Davis (2018)

37 – Charley Wade (1973); Andra Franklin (1981-84); Mike Kozlowski (1979-80); J.B. Brown (1989-96); Zebbie Lethridge (2001); Yeremiah Bell (2004-11); Kelsie McCray (2013); D.J.Campbell (2013); Sammy Seamster (2014); A.J. Hendy (2016)

38 – Leroy Harris (1977-78); Bob Torrey (1979); Terry Robiskie (1980-81); *Clarence Bailey (1987); Bruce Plummer (1988); Willard Reaves (1989); Calvin Jackson (1994-99); Kevin Williams (2000); Qunitin Williams (2004); Patrick Cobbs (2006-10); Richard Medlin (2011); Julian Posey (2012); Don Jones (2014); Chimdi Chekwa (2016); De'Veon Smith (2017); Brandon Bolden (2018)

39 – Larry Csonka (1968-74, 1979)

40 – Bo Roberson (1966); Dick Anderson (1968-77); Mike Kozlowski (1981-86); *John Swain (1987); Irving Spikes (1994-96); Ray Green (2001-02); Sean McDermott (2003); Donovin Darius (2007); Jonathon Amaya (2010); Charles Alexander (2011); Anderson Russell (2012); Tyler Clutts (2013); Lowell Rose (2014); Lafayette Pitts (2016)

41 – Willie Pearson (1969); Jeris White (1974-76); Norris Thomas (1977-79); Fulton Walker (1981-85); *Mark Konecny (1987); African Grant (1990); Keith Byars (1993-96); Scott McGarrahan (2001); Joey Thomas (2008); Evan Oglesby (2009); Jorvorskie Lane (2012); Chris Owens (2013); R.J. Stanford (2014); Byron Maxwell (2016-17)

42 – Bill Darnall (1968-69); Paul Warfield (1970-74); Vern Roberson (1977); Lyle Blackwood (1981-86); *Robert Sowell (1987); Ernest Gibson (1989); Chris Green (1991-94); Terry Kirby (1995); Roosevelt Potts (1997); Trent Gamble (2000-03); Doug Easlick (2004); Norman LeJeune (2005-06); Charles Clay (2012-14); Spencer Paysinger (2015-16); Alterraun Verner (2017)

43 – Bob Neff (1966-68); Mike Holmes (1976); Jeff Allen (1980); Ricky Ray (1981-82); Larry Cowan (1982); Bud Brown (1984-88); Terry Kirby (1993-94); Scott McGarrahan (2002); Brock Forsey (2004); Jack Hunt (2006)

44 – Pete Jacquess (1966-67); Dick Washington (1968); Dean Brown (1970); Mike Howell (1972); Barry Hill (1975-76); Charles Cornelius (1977-78); Doug Beaudoin (1980); Paul Lankford (1982-91); Bobby Humphrey (1992); Aaron Craver (1994); Rob Konrad (1999-04); Heath Evans (2005); Cameron Worrell (2007); Jordan Kovacs (2013-14); Stephone Anthony (2017-18)

45 – Mack Lamb (1967-68); Curtis Johnson (1970-78); Ed Taylor (1979-82); Robert Sowell (1983-85); *Trell Hooper (1987); Rodney Thomas (1988); Bobby Harden (1990-93); Brian Walker (1997-98, 2000-01); Lamont Brightful (2004); Reagan Mauia (2007); Austin Spitler (2013); Jake Knott (2014); Mike Hull (2015-18)

46 – Hal Wantland (1966); Don Bessilleu (1979-81); Pete Johnson (1984); *Mark Irvin (1987); Dave Moore (1992); Boomer Grigsby (2008); Neville Hewitt (2015-17)

47 – John McGeever (1966); Tom Beier (1967, 1969); Ted Bachman (1976); Glenn Blackwood (1979-87); Stefon Adams (1990); Darrell Malone (1992-94); Robert Edwards (2002); Jeff Grau (2003); Courtney Bryan (2007-08); Kiko Alonso (2016-18)

48 – Bob Petrella (1966-71); Henry Stuckey (1972-74); Ken Ellis (1976); Wade Bosarge (1977); Gerald Small (1978-83); Mike Iaquaniello (1991); Jim Kitts (1997-98); Kantroy Barber (1999); Brody Heffner-Liddiard (2000); MarQueis Gray (2016-17)

49 – Jimmy Warren (1966-69); Ray Jones (1971); Charlie Babb (1972-79); William Judson (1981-89); *Marvell Burgess (1987); Tony Paige (1990-92); Robert Wilson (1994-96); Dewayne Dotson (1997); Zach Vigil (2015-16)

50 – Frank Emanuel (1966-69); Dick Palmer (1970); Bruce Elia (1975); Larry Gordon (1976-82); Jackie Shipp (1984-88); *Greg Storr (1987); Dave Ahrens (1989); Louis Cooper (1991); Dwight Hollier (1992-99); Michael Hamilton (2000); Brendon Ayanbadejo (2003-04); Nick Rogers (2005); Edmond Miles (2007); Erik Walden (2008-09); Bobby Carpenter (2010); Marvin Mitchell (2011); Olivier Vernon (2012-15); Andre Branch (2016-18)

51 – Jerry Hopkins (1967-68); Ed Weisacosky (1968-70); Larry Ball (1972-74); Rodrigo Barnes (1975); Andy Selfridge (1976); Rusty Chambers (1976-80); Mark Brown (1983-88); Greg Clark (1989); Bryan Cox (1991-95); Anthony Harris (1996-99); Tommy Hendricks (2000-03); Tony Bua (2004); Jason Glenn (2005); Mark Washington (2007); Akin Ayodele (2008-09); Tim Dobbins (2010); Mike Pouncey (2011-17)

52 – Mike Hudock (1966); Jimmy Keyes (1968-69); Mike Dennery (1976); Larry Ball (1977-78); Mel Land (1979); Steve Shull (1981-83); Emmitt Tilley (1983); Terry Tautolo (1983-84); Sanders Shiver (1984); Robin Sendlein (1985); *Dennis Fowlkes (1987); Scott Nicolas (1987); Mike Reichenbach (1990-91); Roosevelt Collins (1992); Brant Boyer (1994); Jeff Kopp (1995); Robert Jones (1998-00); Morlon Greenwood (2001-04); Channing Crowder (2005-10); Mike Rivera (2012); Philip Wheeler (2013-14); Kelvin Sheppard (2015); Chris Jones (2016); Raekwon McMillan (2018)

53 – Tom Erlandson (1966-67); Norm McBride (1969-70); Bob Matheson (1971-79); Rodell Thomas (1981); Ron Hester (1982-84); Jay Brophy (1984-86); Jack Squirek (1986); David Frye (1986-89); Ned Bolcar (1991-92); Aubrey Beavers (1994-95); Larry Izzo (1996-00); Renauld Williams (2004); Jim Maxwell (2006); Reggie Torbor (2008-09); Erik Walden (2010); Austin Spitler (2010-12); Jelani Jenkins (2013-16); Justin March-Lillard (2017); Martrell Spaight (2018)

54 – Wahoo McDaniel (1966-68); Bob Bruggers (1968); Dale McCullers (1969); Ted Davis (1970); Howard Kindig (1972-73); Ralph Ortega (1979-80); Steve Potter (1981-82); Rodell Thomas (1983-84); Alex Moyer (1985-86); Johnny Taylor (1986); *Steve Lubischer (1987); Larry Kolic (1987-88); E.J. Junior (1989-91); Chuck Bullough (1993-94); Zach Thomas (1996-07)

55 – Jack Rudolph (1966); Randall Edmunds (1968-69); Irv Goode (1973-74); Earnie Rhone (1975-84); Hugh Green (1985-91); David Merritt (1993); Chris Singleton (1993-96); Ronnie Ward (1997); Junior Seau (2003-05); Keith Newman (2006); Joey Porter (2007-09); Koa Misi (2010-17); Jerome Baker (2018)

56 – Bob Bruggers (1966-67); Jesse Powell (1969-73); Steve Towle (1975-80); Charles Bowser (1982-85); John Offerdahl (1986-93); Mike Crawford (1997-98); Twan Russell (2000-02); Derrick Pope (2004-07); Charlie Anderson (2008-09); Kevin Burnett (2011-12); Jonathan Freeny (2013-14); James-Michael Johnson (2015); Donald Butler (2016); Davon Godchaux (2017-18)

57 – John Bramlett (1967-68); Sean Clancy (1978); Mike Kolen (1970-77); Dwight Stephenson (1980-87); *Scott Nicolas (1987); Tom Thayer (1993); Dion Foxx (1994-95); O.J. Brigance (1997-99); Corey Moore (2001); Corey Jenkins (2003-04); Lester Towns (2005); Keith Adams (2006); Andy Alleman (2008); Micah Johnson (2010); Josh Kaddu (2012-13); Jordan Tripp (2014); Damontre Moore (2015); Trevor Reilly (2016)

58 – Tom Goode (1966-69); Dale Farley (1971); Bruce Bannon (1973-74); Kim Bokamper (1977-85); Rick Graf (1987); Chris Gaines (1988); Ilia Jarostchuk (1988); Tony Furjanic (1988); Barry Krauss (1989); Mark Sander (1992); Jesse Solomon (1994); Antonio Armstrong (1995); O.J. Brigance (1996); Scott Galyon (2000-02); Eddie Moore (2003-05); Kelvin Smith (2007); William Kershaw (2008-09); Karlos Dansby (2010-12); Marvin Austin (2013); Chris McCain (2014-15); Rey Maualuga (2017)

59 – Jack Thornton (1966); Doug Swift (1970-75); Guy Roberts (1977); Steve Shull (1980); Bob Brudzinski (1981-89); John Grimsley (1991-93); Dewayne Dotson (1995); Derrick Rodgers (1997-02); Billy Strother (2004); Donnie Spragan (2005-07); Derek Smith (2008); J.D. Folsom (2009); Ikaika Alama-Francis (2010-11); Jonathan Freeny (2012); Dannell Ellerbe (2013-14); Chase Allen (2017-18)

60 – Carl Mauck (1970); Al Jenkins (1972); Tom Wickert (1974); Don Reese (1976); Melvin Mitchell (1977-78); Jeff Toews (1979-85); *Duke Schamel (1987); Bert Weidner (1990-95); John Bock (1996-00); Spencer Folau (2001); Greg Jerman (2002-04); Steve Fifita (2007); Matt McChesney (2008); Al Johnson (2008); Andrew Hartline (2009); Kraig Urbik (2016)

61 – Ernie Park (1966); Fred Woodson (1967-69); Bob DeMarco (1970-71); Cleveland Green (1979); Thom Dornbrook (1980); Roy Foster (1982-90); *Greg Cleveland (1987); Gene Williams (1991-92); Tim Ruddy (1994-03)

62 – Jim Langer (1970-79); Harry Galbreath (1988-92); Chris Gray (1993-96); Frederick Evans (2006); Anthony Bryant (2007); Clifton Geathers (2010); Ryan Cook (2011); Danny Watkins (2013); Deandre Coleman (2014-15); Ted Larsen (2017-18)

63 – Billy Neighbors (1966-69); Mark Dennard (1978-83); Larry Lee (1985); *Greg Ours (1987); Jeff Uhlenhake (1989-93); Cal Dixon (1996); Mark Dixon (1998-03); Alonzo Ephraim (2005); Bennie Anderson (2006); Gene Mruczkowski (2007); Andrew Gardner (2009); Dallas Thomas (2014-16)

64 – Ed Newman (1973-84); Houston Hoover (1994); Larry Chester (2002-04); Kendyl Jacox (2006); Samson Satele (2007-08); Jake Grove (2009); Josh Samuda (2012); Samson Satele (2014); Jake Brendel (2016-18)

65 – Jim Higgins (1966); Jack Pyburn (1967-68); Maulty Moore (1972-74); Wally Pesuit (1977-78); Jeff Dellenbach (1985-94); *Bill Bealles (1987); Kevin Donnalley (1998-00); Troy Andrew (2001-02); Joe Berger (2005-06); Justin Smiley (2008-09); Sam Brenner (2013-14); Anthony Steen (2016-17); Jamiyus Pittman (2018)

66 – Larry Little (1969-80); Larry Lee (1986); *Jim Gilmore (1987); Everett McIver (1996-97); Kevin Gogan (1999); Heath Irwin (2000-01); Jamie Nails (2002-03); Rex Hadnot (2004-07); Donald Thomas (2008-09); David Arkin (2013); Shelley Smith (2014); Jacques McClendon (2015); Travis Swanson (2018)

67 – Bob Kuechenberg (1970-84); Chris Ward (1986); Chris Conlin (1987); *Guy Goar (1987); Pat Swoopes (1991); Jeff Novak (1994); Barry Stokes (1998); Joe Berger (2009-10); Daryn Colledge (2014); Laremy Tunsil (2016-17); Daniel Kilgore (2018)

68 – Melvin Mitchell (1976); Eric Laakso (1978-84); Greg Koch (1986-87); *Louis Oubre (1987); Jim Huddleston (1987); Andrew Greene (1995); Mike Sheldon (1997-99); Seth McKinney (2002-06); Ikechuku Ndukwe (2008); Richie Incognito (2010-13); Ulrick John (2015); Isaac Asiata (2017-18)

69 – Mike Lambrecht (1987-89); Keith Sims (1990-97); Taylor Whitley (2003-04); Ray Feinga (2010-11); Jordan Williams (2015)

70 – Jim Riley (1967-71); Larry Woods (1973); Tom Funchess (1974); Bill Windauer (1975); John Andrews (1975-76); Bob Simpson (1978); Bill Barnett (1980-85); Brian Sochia (1986-91); Eric Moore (1995); Mike Chalenski (1997); Harry Swayne (2001); John St. Clair (2004); L.J. Shelton (2006-07); Kendall Langford (2008-11); Dallas Thomas (2013); Ja'Wuan James (2014-18)

71 – Charlie Fowler (1967-68); John Boynton (1969); Frank Cornish (1970-71); Darryl Carlton (1975-76); Mike Current (1977-79); Burton Lawless (1981); Mike Charles (1983-86); *Scott Kehoe (1987); Bob Gruber (1987); Ethan Albright (1995); Dunstan Anderson (1997); Todd Wade (2000-03); Toniu Fonoti (2006); Cory Lekkerkerker (2007); Lionel Dotson (2008-09); Cory Procter (2010); Marc Colombo (2011); Jonathan Martin (2012-13); Branden Albert (2014); Zach Sterup (2017); Josh Sitton (2018)

72 – Whit Canale (1966); Bill Keating (1967); Rudy Barber (1968); Bob Heinz (1969-77); Mike Fultz (1981); Richard Bishop (1982); Ronnie Lee (1984-89); *Steve Jacobson (1987); Karl Wilson (1993); Tom McHale (1995); Barron Tanner (1997-98); Vernon Carey (2004-11); Will Yeatman (2012-13); Jeff Linkenbach (2015)

73 – Norm Evans (1966-75); Bob Baumhower (1977-86); Greg Johnson (1988); Ron Heller (1993-95); Dario Romero (2002); Billy Yates (2003); Stockar McDougle (2005); Evan Mathis (2008); Julius Warmsley (2016); Wesley Johnson (2018)

74 – John Richardson (1967-71); Randy Crowder (1974-76); Steve Young (1977); Cleveland Green (1980-86); Mark Dennis (1987-93); *Jeff Wiska (1987); Ed Hawthorne (1995); Brent Smith (1997-02); Wade Smith (2003-06); Quentin Moses (2007-08); John Jerry (2010-13); Jason Fox (2014-15); Jermon Bushrod (2016-17); Zach Sterup (2018)

75 – Ken Rice (1966-67); Manny Fernandez (1968-75); Rick Dvorak (1977); Doug Betters (1978-87); Jeff Faulkner (1990); Dave Zawatson (1991); Shane Burton (1996-98); Damian Gregory (2000); Todd Perry (2001-03); Chidi Ahanotu (2004); Josh Shaw (2004); Manuel Wright (2005); Derreck Robinson (2007); Nate Garner (2009-14); Jamil Douglas (2015-16); Nick Williams (2016); Cameron Malveaux (2017-18)

76 – Tom Nomina (1966-68); Jeff Richardson (1969); Willie Young (1973); Ron Berger (1973); Don Reese (1974-75); John Alexander (1977-78); Rod Walters (1980); Mike Fultz (1981); Steve Clark (1982-85); Tom Toth (1986-89); Tim Irwin (1994); James Brown (1996-99); Marcus Spriggs (2001-02); Josh Shaw (2005); Chris Liwienski (2007); Brandon Frye (2008); Lydon Murtha (2009-11); Anthony Johnson (2014); Branden Albert (2015-16); Jonathan Woodard (2018)

77 – Rich Zecher (1966-67); Doug Crusan (1968-74); A.J. Duhe (1977-84); *Stanley Scott (1987); Louis Cheek (1988-89); Karl Wilson (1990); Jeff Buckey (1996-98); Damion McIntosh (2004-06); Jake Long (2008-12); Tyson Clabo (2013); Billy Turner (2014-16); Jesse Davis (2017-18)

78 – Maxie Williams (1966-70); Wayne Mass (1971); Jim Dunaway (1972); Tom Drougas (1975-76); Carl Barisich (1977-80); Ken Poole (1981-82); Charles Benson (1983-84); Jerome Foster (1986); *Derek Wimberly (1987); Doug Marrone (1987); Alvin Powell (1989); Richmond Webb (1990-00); Jeno James (2004-06); Tony McDaniel (2009-12); Bryant McKinnie (2013); Terrence Fede (2014-17); Laremy Tunsil (2018)

79 – Al Dotson (1966); Claude Brownlee (1967); Mike Current (1967); Jim Urbanek (1968); Wayne Moore (1970-78); Jon Giesler (1979-88); *Ike Readon (1987); Donnie Gardner (1991); Larry Webster (1992-94); Billy Milner (1995-96); Kenny Mixon (1998-01); Ronald Flemons (2004); Anthony Alabi (2005-07); Pat McQuistan (2010); Derrick Shelby (2012-15); Sam Young (2016-18)

80 – Ed Cooke (1966-67); Bob Joswick (1968-69); Marv Fleming (1970-74); Jim McFarland (1975); Loaird McCreary (1976-78); Joe Rose (1980-85); *Lawrence Sampleton (1987); Ferrell Edmunds (1988-92); Irving Fryar (1993-95); Fred Barnett (1996-97); Brett Perriman (1997); Kirby Dar Dar (1998); Horace Copeland (1998); Iheanyi Uwaezuoke (1998); Tony Martin (1999-00); James McKnight (2001-03); David Boston (2004-05); Aaron Halterman (2007); Anthony Fasano (2008-12, 2017); Dion Sims (2013-16); Danny Amendola (2018)

81 – Howard Twilley (1966-76); Ike Hill (1976); Jimmy Cefalo (1978-84); *Mike Caterbone (1987); Scott Schwedes (1987-90); Randal Hill (1991); James Pruitt (1991); Robert Clark (1992); O.J. McDuffie (1993-01); Randy McMichael (2002-06); Joey Haynos (2008-10); Dedrick Epps (2010); Dante Rosario (2011); Durham Smythe (2018)

82 – Doug Moreau (1966-69); Otto Stowe (1971-72); Bo Rather (1973); Mel Baker (1974); Cotton Speyrer (1975); Morris Owens (1975-76); Duriel Harris (1977-83); Fernanza Burgess (1984); Duriel Harris (1985); James Pruitt (1986-88); *Todd Feldman (1987); Andre Brown (1989-90); Scott Miller (1991-92); Mark Ingram (1993-94); Frank Wainright (1995-98); Larry Shannon (1999); Roell Preston (1999); Kevin McKenzie (1999); Jed Weaver (2000-02); Kendall Newson (2003); Bryan Gilmore (2004-05); Derek Hagan (2006-08); Brian Hartline (2009-14)

83 – Dave Kocourek (1966); Jim Cox (1968); Vern Den Herder (1972-82); Mark Clayton (1983-92); *Dameon Reilly (1987); Scott Miller (1993-96); Brian Manning (1997); Hendrick Lusk (1998); Hunter Goodwin (1999-01); Albert Johnson (2002); Robert Baker (2002); Sam Simmons (2003); Wes Welker (2004-06); Greg Camarillo (2007-09); Kevin Curtis (2010); Matt Hazel (2015); Thomas Duarte (2016-17); Nick O'Leary (2018)

84 – Earl Faison (1966); Ray Jacobs (1967-68); Bill Stanfill (1969-76); Bruce Hardy (1978-89); *Willie Smith (1987); Greg Baty (1990-94); Gary Clark (1995); Brett Carolan (1996); Troy Drayton (1996-99); Leslie Shepherd (2000); Chris Chambers (2001-07); Patrick Turner (2009); Michael Egnew (2012-14); Jordan Cameron (2015-16); Isaiah Ford (2018)

85 – John Holmes (1966); Nick Buoniconti (1969-76); Terry Anderson (1977-78); Bo Rather (1978); Jeff Groth (1979); Mark Duper (1982-92); *Eddie Chavis (1987); Ronnie Williams (1993-95); Lamar Thomas (1996-00); Desmond Clark (2002); Donald Lee (2003-04); Will Heller (2005); Jason Rader (2006); Kory Sperry (2009); Gerell Robinson (2014); Greg Jennings (2015); Dominque Jones (2016); A.J. Derby (2017-18)

86 – Mel Branch (1966-68); Vern Den Herder (1971); Marlin Briscoe (1972-74); Freddie Solomon (1975-77); Ronnie Lee (1979-82); John Chesley (1984); *George Farmer (1987); Fred Banks (1987-90); Dennis McKinnon (1990); Fred Banks (1990-93); Eric Green (1995); Brett Carolan (1996); Qadry Ismail (1997); Oronde Gadsden (1998-03); Marty Booker (2004-07); John Nalbone (2010); Mickey Shuler (2010); Rishard Matthews (2012); Jake Stoneburner (2015); Mike Gesicki (2018)

87 – John Roderick (1966-67); Jim Mertens (1969); Willie Richardson (1970); Andre Tillman (1974-78); Dan Johnson (1983-87); *Rich Siler (1987); *David Lewis (1987); James Pruitt (1990); Charles Henry (1991); Mike Williams (1991-95); Kirby Dar Dar (1996); Yatil Green (1997-99); Bert Emanuel (2000); Dedric Ward (2001-02); Lorenzo Diamond (2005); Justin Peelle (2006-07); Anthony Armstrong (2012); Ryan Spadola (2013); Rashawn Scott (2016-17)

88 – LaVerne Torczon (1966); Jim Mandich (1970-77); Elmer Bailey (1980-81); Vince Heflin (1982-85); Brian Kinchen (1988-90); Joel Williams (1987); Arthur Cox (1991); Walter Stanley (1991); Keith Jackson (1992-94); Joe Planansky (1995); Charles Jordan (1996-98); Nate Jacquet (1998-99); Jeff Ogden (2000-01); Cris Carter (2002); Derrius Thompson (2003-04); Cliff Russell (2005-06); David Martin (2007-08); Jeron Mastrud (2010-12); Brandon Williams (2015); Leonte Carroo (2016-18)

89 – Karl Noonan (1966-71); Nat Moore (1974-86); *Leland Douglas (1987); David Lewis (1987); Tony Martin (1990-93); Randal Hill (1995-96); Ed Perry (1997-04); Alex Holmes (2005); Tim Massaquoi (2006); Sean Ryan (2008); Will Yeatman (2011); Gator Hoskins (2014); Julius Thomas (2017)

90 – Bill Cronin (1966); Andy Hendel (1986); Eric Kumerow (1988-90); Marco Coleman (1992-95); Adewale Ogunleye (2000-01); Rob Burnett (2002-03); Jeff Zgonina (2004-06); Rodrique Wright (2007-08); Ryan Baker (2009-12); Andre Fluellen (2012); Vaughn Martin (2013); Earl Mitchell (2014-16); Charles Harris (2017-18)

91 – Ed Judie (1984); Mack Moore (1985-86); Fred Robinson (1986); *Victor Morris (1987); Jeff Cross (1988-95); Lorenzo Bromell (1998-01); Jay Williams (2002-04); Vonnie Holliday (2005-08); Cameron Wake (2009-18)

92 – *Laz Chavez (1987); Nate Hill (1988); David Griggs (1989-93); Daryl Gardener (1996-01); Jeff Zgonina (2003); John Denney (2007-18)

93 – *Charles Bennett (1987); Cliff Odom (1990-93); William Gaines (1994); Trace Armstrong (1995-00); Adewale Ogunleye (2002-03); Mario Monds (2004); Kevin Carter (2005-06); Akbar Gbaja-Biamila (2007); Rob Ninkovich (2007-08); Quentin Moses (2009-10); Jason Trusnik (2011-14); Ndamukong Suh (2015-17); Akeem Spence (2018)

94 – Larry Kolic (1986); *Tim Pidgeon (1987); Greg Mark (1990); Craig Veasey (1993-94); Steve Emtman (1995-96); Jermaine Haley (2000-02); Dario Romero (2003-04); Keith Traylor (2005-07); Randy Starks (2008-15); C.J. Mosley (2015); Mario Williams (2016): Lawrence Timmons (2017); Robert Quinn (2018)

95 – T.J. Turner (1986-92); Tim Bowens (1994-04); Dan Wilkinson (2006); Chase Page (2007); Jason Ferguson (2008-09); Lionel Dotson (2010); Chris Baker (2010); Igor Olshansky (2011); Dion Jordan (2013-14); William Hayes (2017-18)

96 – Sanders Shiver (1985); David Marshall (1987); Alfred Oglesby (1990-92); Mike Golic (1993); Norman Hand (1995); Daniel Stubbs (1996-98); Rich Owens (1999-00); David Bowens (2001-06); Paul Soliai (2007-13); A.J. Francis (2015); Robert Thomas II (2015); Leon Orr (2016); Vincent Taylor (2017-18)

97 – John Bosa (1987-89); Jeff Hunter (1992-93); Tyoka Jackson (1994); Aaron Jones (1996); Ernest Grant (2000-01); John Denney (2005-06); Phillip Merling (2008-11); Kheeston Randall (2012); Isaako Aaitui (2013); Kelvin Sheppard (2014); Jordan Phillips (2015-18); Ziggy Hood (2018)

98 – Jackie Cline (1987-89); Shawn Lee (1990-91); Norman Hand (1996); Antoine Simpson (1999); Damian Gregory (2001); Henry Taylor (2001); Bryan Robinson (2004); Matt Roth (2005-09); Jared Odrick (2010-14); Quinton Coples (2015); Jason Jones (2016); Gabe Wright (2017); Sylvester Williams (2018)

99 – Jimmy Hines (1969); George Little (1985-87); Rick Graf (1988-90); Chuck Klingbeil (1991-95); Jason Taylor (1997-07, 2009, 2011)

** replacement player*

# ALL-TIME DRAFT CHOICES

*(**Bold** indicates appearance on Dolphins' active roster at some point in their career)*

## 1966 EXPANSION DRAFT

| | | |
|---|---|---|
| **FROM BOSTON** | | |
| Eddie Wilson | QB | Arizona |
| **Billy Neighbors** | **G** | **Alabama** |
| Ross O'Hanley | S | Boston College |
| **Jack Rudolph** | **LB** | **Georgia Tech** |
| **FROM BUFFALO** | | |
| **Billy Joe** | **FB** | **Villanova** |
| **Bo Roberson** | **WR** | **Cornell** |
| x-Jim Davidson | T | Ohio State |
| Howard Simpson | DT | Auburn |
| **FROM DENVER** | | |
| **John McGeever** | **S** | **Auburn** |
| **Ed Cooke** | **DE** | **Maryland** |
| **Tom Erlandson** | **LB** | **Washington St.** |
| **Tom Nomina** | **DT** | **Miami (Ohio)** |
| **FROM HOUSTON** | | |
| **Norm Evans** | **T** | **Texas Christian** |
| **Tom Goode** | **C** | **Mississippi State** |
| Jack Spikes | FB | Texas Christian |
| **Maxie Williams** | **T** | **SE Louisiana** |
| **FROM KANSAS CITY** | | |
| **Al Dotson** | **DT** | **Grambling** |
| **Mel Branch** | **DE** | **Louisiana State** |
| **Frank Jackson** | **WR** | **Southern Methodist** |
| Ron Caveness | LB | Arkansas |
| **FROM N.Y. JETS** | | |
| **Wahoo McDaniel** | **LB** | **Oklahoma** |
| **Willie West** | **S** | **Oregon** |
| Mike Hudock | C | Miami (Fla.) |
| **LaVerne Torczon** | **DE** | **Nebraska** |
| **FROM OAKLAND** | | |
| **Rich Zecher** | **DT** | **Utah State** |
| **Dick Wood** | **QB** | **Auburn** |
| **Ken Rice** | **G** | **Auburn** |
| **Gene Mingo** | **K** | **No College** |
| **FROM SAN DIEGO** | | |
| **Dave Kocourek** | **TE** | **Wisconsin** |
| **Ernie Park** | **G** | **MacMurray** |
| **Jimmy Warren** | **CB** | **Illinois** |
| **Dick Westmoreland** | **CB** | **North Carolina A&T** |

*x-retired*

## 1966

| | | | |
|---|---|---|---|
| 1a | x-Jim Grabowski (1) | RB | Illinois |
| 1b | **Rick Norton (2)** | QB | Kentucky |
| 2 | **Frank Emanuel (9)** | LB | Tennessee |
| 3 | x-Larry Gagner (18) | G | Florida |
| 4 | x-Dick Leftridge (29) | RB | West Virginia |
| 5 | Grady Bolton (34) | DT | Miss. St. |
| 6 | **x-Ed Weisacosky (42)** | LB | Miami (Fla.) |
| 7 | x-Don Hansen (51) | LB | Illinois |
| 8 | **Bob Petrella (64)** | S | Tennessee |
| 9 | x-Bill Matan (74) | DE | Kansas St. |
| 10 | x-Pat Killorin (83) | C | Syracuse |
| 11 | **Sam Price (92)** | RB | Illinois |
| 12 | **Howard Twilley (101)** | WR | Tulsa |
| 13 | x-Ken Kramer (110) | TE | Minnesota |
| 14 | Phil Scoggin (119) | P | Texas A&M |
| 15 | Jerry Oliver (128) | T | SW Texas |
| 16 | Don Lorenz (137) | DE | Stephen F. Austin |
| 17 | x-Mike Bender (146) | G | Arkansas |
| 18 | x-Rick Kestner (155) | E | Kentucky |
| 19 | **Doug Moreau (164)** | TE | Louisiana St. |
| 20 | Jon Tooker (173) | CB | Adams State |

*x-signed with National Football League*

## 1966 REDSHIRTED DRAFT

| | | | |
|---|---|---|---|
| 1 | **John Roderick** | WR | So. Methodist |
| 2 | Harold Fulford | WR | Auburn |
| 3 | **Jack Clancy** | WR | Michigan |
| 4 | x-Jim Mankins | RB | Florida St. |
| 5 | x-Fritz Greenlee | TE | Arizona |
| 6 | **Bill Darnall** | WR | North Carolina |
| 7 | Don Williams | DE | Wofford |
| 8 | Jon Brittenum | QB | Arkansas |
| 9 | x-Craig Baynham | WR | Georgia Tech |
| 10 | x-Randy Winkler | T | Tarleton St. |
| 11 | Kai Anderson | C | Illinois |

*x-signed with National Football League*

## 1967

| | | | |
|---|---|---|---|
| 1 | **Bob Griese (4)** | QB | Purdue |
| 2 | **Jim Riley (29)** | DT | Oklahoma |
| 3 | TO DENVER for Cookie Gilchrist (58) | | |
| 4 | Bob Greenlee (84) | DE | Yale |
| 5a | TO DENVER for Cookie Gilchrist (110) | | |
| 5b | **x-Gary Tucker (129)** (from Buffalo for Jack Spikes) | RB | Chattanooga |
| 6 | Bud Norris (138) | TE | Washington St. |
| 7 | **Larry Seiple (163)** | P/RB | Kentucky |
| 8 | TO OAKLAND for Bill Cronin (186) | | |
| 9 | **John Richardson (216)** | DT | UCLA |
| 10 | **Tom Beier (241)** | S | Miami (Fla.) |
| 11 | **Jack Pyburn (266)** | T | Texas A&M |
| 12a | y-Stan Juk (294) | LB | South Carolina |
| 12b | y-Jim Whitaker (295) (from Denver for Jerry Oliver) | CB | Missouri |
| 13 | TO BUFFALO for George Wilson, Jr. (318) | | |
| 14 | Charlie Stikes (344) | CB | Kent State |
| 15 | Jake Ferro (372) | LB | Youngstown |
| 16 | Maurice Calhoun (397) | RB | Central Ohio |
| 17 | Larry Kissam (422) | T | Florida St. |

*x-taxi squad '67*
*y-entered medical school*

## 1968

| | | | |
|---|---|---|---|
| 1a | **Larry Csonka (8)** | RB | Syracuse |
| 1b | **Doug Crusan (27)** (from Cincinnati for John Stofa) | T | Indiana |
| 2a | **Jim Keyes (35)** | LB | Mississippi |
| 2b | **Jim Cox (54)** (from Cincinnati for John Stofa) | TE | Miami (Fla.) |
| 3a | **Jim Urbanek (62)** | DT | Mississippi |
| 3b | **Dick Anderson (73)** (from San Diego for John Brittenum) | S | Colorado |
| 4 | TO DENVER for John Bramlett (91) | | |
| 5 | **Jim Kiick (118)** | RB | Wyoming |
| 6a | **Kim Hammond (142)** (from Denver in 7-man deal) | QB | Florida St. |
| 6b | **x-Jimmy Hines (146)** | WR | Texas Southern |
| 7 | **x-John Boynton (172)** | T | Tennessee |
| 8a | TO N.Y. JETS for Archie Roberts (200) | | |
| 8b | **Randall Edmunds (217)** (from Oakland for Dave Kocourek) | LB | Georgia Tech |
| 9a | Sam McDowell (226) | T | SW Missouri |
| 9b | y-Tom Paciorek (240) (from Houston for Billy Anderson) | CB | Houston |
| 10 | Joe Mirto (253) | T | Miami (Fla.) |
| 11 | Cornelius Cooper (280) | DE | Prairie View |
| 12 | Paul Paxton (307) | T | Akron |
| 13 | **Bob Joswick (334)** | DE | Tulsa |

## 1968

| | | | |
|---|---|---|---|
| 14 | Ray Blunk (362) | TE | Xavier |
| 15 | Ken Corbin (388) | LB | Miami (Fla.) |
| 16 | Henry Still (416) | DT | Bethune-Cookman |
| 17 | Bill Nemeth (442) | C | Arizona |

*x-taxi squad '68*
*y-pro baseball*

## 1969

| | | | |
|---|---|---|---|
| 1 | **Bill Stanfill (11)** | DE | Georgia |
| 2 | **Bob Heinz (37)** | DT | Pacific |
| 3 | **Mercury Morris (63)** | RB | West Texas State |
| 4 | **Norm McBride (89)** | LB | Utah |
| 5a | **Willie Pearson (115)** | WR | N.C. A&T |
| 5b | **Karl Kremser (128)** (from Oakland for John Roderick) | K | Tennessee |
| 6 | Ed Tuck (141) | G | Notre Dame |
| 7a | John Egan (167) | C | Boston College |
| 7b | John Kulka (174) (from San Diego for Tom Erlandson) | G | Penn State |
| 8 | Bruce Weinstein (193) | TE | Yale |
| 9 | **Jesse Powell (219)** | LB | West Texas State |
| 10 | **Jim Mertens (245)** | TE | Fairmont St. |
| 11 | Mike Berdis (271) | DT | N. Dakota St. |
| 12 | **Dale McCullers (297)** | LB | Florida St. |
| 13 | Amos Ayres (323) | S | Arkansas AM & N |
| 14 | Glenn Thompson (349) | DT | Troy State |
| 15 | Chick McGeehan (375) | WR | Tennessee |
| 16 | **Lloyd Mumphord (401)** | CB | Texas Southern |
| 17 | Tom Krallman (427) | DE | Xavier |

## 1970

| | | | |
|---|---|---|---|
| 1 | TO CLEVELAND for Paul Warfield (3) | | |
| 2 | **Jim Mandich (29)** | TE | Michigan |
| 3 | **Tim Foley (55)** | CB | Purdue |
| 4 | **Curtis Johnson (81)** | CB | Toledo |
| 5 | TO NEW ENGLAND in Buoniconti deal (107) | | |
| 6 | Dave Campbell (133) | DE | Auburn |
| 7 | **Jake Scott (159)** | S | Georgia |
| 8 | Narvel Chavers (185) | RB | Jackson St. |
| 9 | **Hubert Ginn (211)** | RB | Florida A&M |
| 10 | Dick Nittenger (237) | G | Tampa |
| 11 | Brownie Wheless (263) | DT | Rice |
| 12 | **Mike Kolen (289)** | LB | Auburn |
| 13 | Dave Buddington (315) | RB | Springfield |
| 14 | Gary Brackett (341) | G | Holy Cross |
| 15 | Pat Hauser (367) | WR | East Tenn. |
| 16 | Charles Williams (393) | G | Tennessee St. |
| 17 | George Myles (419) | DT | Morris Brown |

## 1971

| | | | |
|---|---|---|---|
| 1 | TO BALTIMORE for Don Shula (22) | | |
| 2 | **Otto Stowe (47)** | WR | Iowa State |
| 3 | **Dale Farley (74)** | LB | West Virginia |
| 4 | x-Joe Theismann (99) | QB | Notre Dame |
| 5 | TO PITTSBURGH for Willie Richardson (126) | | |
| 6 | Dennis Coleman (151) | LB | Mississippi |
| 7 | Ron Dickerson (178) | CB | Kansas St. |
| 8 | TO PITTSBURGH for Bob DeMarco (203) | | |
| 9 | **Vern Den Herder (230)** | DE | Central Iowa |
| 10 | Ron Maree (255) | DT | Purdue |
| 11 | Vic Surma (282) | T | Penn State |
| 12 | Leroy Byars (307) | RB | Alcorn A&M |
| 13 | Lonnie Hepburn (333) | CB | Texas Southern |
| 14 | David Vaughn (359) | TE | Memphis St. |
| 15 | Bob Richards (386) | G | California |
| 16 | Chris Myers (410) | WR | Kenyon |
| 17 | Curt Mark (437) | LB | Mayville, N.D. |

*x-signed with Canadian Football League*

## 1972

| | | | |
|---|---|---|---|
| 1 | x-Mike Kadish (25) | DT | Notre Dame |
| 2 | TO CLEVELAND for Bob Matheson (51) | | |
| 3 | Gary Kosins (77) | RB | Dayton |
| 4a | **Larry Ball (91)** (from San Diego for Carl Mauck) | DE | Louisville |
| 4b | Al Benton (103) | T | Ohio Univ. |
| 5 | **Charlie Babb (129)** | S | Memphis St. |
| 6 | y-Ray Nettles (155) | LB | Tennessee |
| 7a | Bill Adams (161) (from Demer for John Stofa) | G | Holy Cross |
| 7b | Calvin Harrell (180) | RB | Arkansas St. |
| 8 | Craig Curry (207) | QB | Minnesota |
| 9 | Greg Johnson (233) | CB | Wisconsin |
| 10 | TO HOUSTON for Russell Price (259) | | |
| 11 | **Ed Jenkins (285)** | WR | Holy Cross |
| 12 | Ashley Bell (311) | TE | Purdue |
| 13 | Archie Robinson (337) | CB | Hillsdale |
| 14 | Willie Jones (362) | LB | Tampa |
| 15 | Bill Davis (389) | DT | Wm. & Mary |
| 16 | Al Hannah (415) | WR | Wisconsin |
| 17 | Vern Brown (441) | S | Western Mich. |

*x-taxi squad '72*
*y-signed with Canadian Football League*

## 1973

| | | | |
|---|---|---|---|
| 1 | TO BUFFALO for Marlin Briscoe (26) | | |
| 2 | x-Chuck Bradley (52) | C | Oregon |
| 3 | **Leon Gray (78)** | T | Jackson St. |
| 4 | **Bo Rather (104)** | WR | Michigan |
| 5a | **y-Don Strock (111)** (from Buffalo in Frank Cornish deal) | QB | Virginia Tech |
| 5b | Dave McCurry (130) | CB | Iowa State |
| 6 | **Ed Newman (156)** | G | Duke |
| 7a | Kevin Reilly (160) (from New England for Wayne Mass) | LB | Villanova |
| 7b | Ben Shepherd (163) (from New England for Bill Griffin) | RB | Arkansas Tech |
| 7c | Willie Hatter (178) (from Cleveland for Bob DeMarco) | WR | Northern Ill. |
| 7d | **Tom Smith (182)** | RB | Miami (Fla.) |
| 8 | Archie Pearmon (206) | DE | N.E. Oklahoma |
| 9 | Karl Lorch (234) | DE | Southern Cal. |
| 10 | Ron Fernandes (260) | DE | Eastern Mich. |
| 11 | Chris Kete (286) | G | Boston College |
| 12 | Mike Mullen (312) | LB | Tulane |
| 13 | Joe Booker (338) | RB | Miami (Ohio) |
| 14 | Greg Boyd (364) | RB | Arizona |
| 15 | Bill Palmer (389) | TE | St. Thomas |
| 16 | James Jackson (416) | DE | Norfolk St. |
| 17 | **Charley Wade (442)** | WR | Tennessee St. |

*x-injured reserve '73*
*y-taxi squad '73*

## 1974

| | | | |
|---|---|---|---|
| 1 | **Don Reese (26)** | DE | Jackson St. |
| 2a | **y-Andre Tillman (38)** (from Green Bay for Jim Del Gaizo) | TE | Texas Tech |
| 2b | **Benny Malone (47)** (from Dallas in Otto Stowe deal) | RB | Arizona St. |
| 2c | **Jeris White (52)** | CB | Hawaii |
| 3 | **Nat Moore (78)** | WR | Florida |
| 4 | x-Bill Stevenson (104) | DT | Drake |
| 5 | x-Cleveland Vann (130) | LB | Oklahoma St. |
| 6a | **Randy Crowder (136)** (from Baltimore in Hubert Ginn deal) | DT | Penn State |
| 6b | x-Bob Wolfe (156) | T | Nebraska |
| 7a | Carl Swierc (164) (from New Orleans for Jeff White) | WR | Rice |
| 7b | Joe Sullivan (182) | T | Boston College |
| 8 | **Mel Baker (208)** | WR | Texas Southern |

## 1974

| | | | |
|---|---|---|---|
| 9a | **Tom Wickert (212)** | T | Washington St. |
| | (from Chicago for Dave McCurry) | | |
| 9b | x-Bob Lally (234) | LB | Cornell |
| 10 | x-Gary Valbuena (260) | QB | Tennessee |
| 11 | Gerry Roberts (286) | DE | UCLA |
| 12 | Jim Revels (312) | S | Florida |
| 13 | **x-Clayton Heath (338)** | RB | Wake Forest |
| 14 | Sam Johnson (364) | LB | Arizona St. |
| 15 | Larry Cates (390) | CB | Western Mich. |
| 16 | Jesse Wolf (416) | DT | Prairie View |
| 17 | Ken Dickerson (442) | CB | Tuskegee |

*x-signed with World Football League*
*y-injured reserve '74*

## 1975

| | | | |
|---|---|---|---|
| 1 | **Darryl Carlton (23)** | T | Tampa |
| 2a | **Fred Solomon (36)** | WR | Tampa |
| | (from Green Bay for Jim Del Gaizo) | | |
| 2b | **Stan Winfrey (49)** | RB | Arkansas St. |
| 3 | Gerald Hill (75) | LB | Houston |
| 4 | **Bruce Elia (100)** | LB | Ohio State |
| 5a | **Morris Owens (106)** | WR | Arizona St. |
| | (from N.Y. Giants for Henry Stuckey) | | |
| 5b | **Barry Hill (127)** | S | Iowa State |
| 6a | **Steve Towle (143)** | LB | Kansas |
| | (from N.Y. Jets for Larry Woods) | | |
| 6b | TO N.Y. JETS for John Mooring (153) | | |
| 7 | Phillip Kent (179) | RB | Baylor |
| 8 | Barney Crawford (205) | DT | Harding |
| 9 | James Wilson (231) | G | Clark |
| 10a | Clyde Russell (239) | RB | Oklahoma |
| | (from Chicago for Charley Wade) | | |
| 10b | Joe Jackson (256) | TE | Penn State |
| | (from Washington for Howard Kindig) | | |
| 10c | Joe Danelo (257) | K | Washington St. |
| 11 | John Dilworth (283) | CB | NW St. (La.) |
| 12 | Joe Yancey (309) | T | Henderson |
| 13 | Leonard Isabel (334) | WR | Tulsa |
| 14a | James Lewis (339) | CB | Tennessee St. |
| | (from N.Y Giants for Ed Jenkins) | | |
| 14b | Jack Graham (361) | QB | Colorado St. |
| 15 | Skip Johns (387) | RB | Carson-Newman |
| 16 | Vernon Smith (413) | C | Georgia |
| 17 | Dwaine Copeland (439) | RB | Middle Tenn. |

## 1976

| | | | |
|---|---|---|---|
| 1a | **Larry Gordon (17)** | LB | Arizona St. |
| | (from Washington for Joe Theismann) | | |
| 1b | **x-Kim Bokamper (19)** | LB | San Jose St. |
| 2 | **Loaird McCreary (49)** | TE | Tennessee St. |
| 3 | **Duriel Harris (80)** | WR | New Mexico St. |
| 4a | **Melvin Mitchell (98)** | G | Tennessee St. |
| | (from Detroit for Larry Ball) | | |
| 4b | TO PHILADELPHIA for Norm Bulaich (111) | | |
| 5 | TO DETROIT with Larry Ball (145) | | |
| 6 | **Gary Davis (174)** | RB | Cal Poly-SLO |
| 7a | Joe Ingersoll (185) | G/T | Nev.-Las Vegas |
| | (from New Orleans for Mel Baker) | | |
| 7b | Johnny Owens (200) | DE | Tennessee St. |
| 8 | Bob Simpson (230) | DT | Colorado |
| 9 | **y-Norris Thomas (257)** | CB | Southern Miss. |
| 10a | Gary Fencik (281) | S | Yale |
| | (from Washington for Karl Lorch) | | |
| 10b | Don Testerman (282) | RB | Clemson |
| 11 | Dexter Pride (312) | RB | Minnesota |
| 12a | Randy Young (339) | T | Iowa State |
| 12b | Darryl Brandford (342) | DT | Northwestern |
| | (from St. Louis for Rodrigo Barnes) | | |
| 13 | Bernie Head (366) | C | Tulsa |
| 14 | Bob Gissler (396) | LB | S. Dakota St. |

## 1976

| | | | |
|---|---|---|---|
| 15 | Ron Holmes (423) | RB | Utah State |
| 16 | Mike Green (450) | P/WR | Ohio Univ. |
| 17 | z-Jeff Grantz (480) | QB | South Carolina |

*x-injured reserve '76*
*y-quit camp '76, active roster '77*
*z-remained at South Carolina as coach*

## 1977

| | | | |
|---|---|---|---|
| 1 | **A.J. Duhe (13)** | DE | Louisiana St. |
| 2 | **Bob Baumhower (40)** | DT | Alabama |
| 3a | TO HOUSTON for Ken Ellis (70) | | |
| 3b | Mike Watson (71) | T | Miami (Ohio) |
| | (from Chicago for Bo Rather) | | |
| 4 | TO WASHINGTON in Jake Scott deal (97) | | |
| 5a | **Mike Michel (113)** | P/K | Stanford |
| | (from Tampa Bay for Ray Nettles' rights) | | |
| 5b | **Leroy Harris (123)** | RB | Arkansas St. |
| 6 | TO N.Y. GIANTS for Andy Selfridge (153) | | |
| 7 | Bruce Herron (180) | LB | New Mexico |
| 8 | Horace Perkins (207) | CB | Colorado |
| 9 | Robert Turner (237) | RB | Oklahoma St. |
| 10 | Mark Carter (264) | T | Eastern Mich. |
| 11 | **John Alexander (291)** | DE | Rutgers |
| 12 | **Terry Anderson (321)** | WR | Bethune-Cookman |

## 1978

| | | | |
|---|---|---|---|
| 1 | TO SAN FRAN. in Delvin Williams deal (24) | | |
| 2 | **Guy Benjamin (51)** | QB | Stanford |
| 3a | Lyman Smith (64) | DT | Duke |
| | (from N.Y. Giants for Larry Csonka) | | |
| 3b | **Jimmy Cefalo (81)** | WR | Penn State |
| 4a | **Gerald Small (93)** | CB | San Jose St. |
| | (from Cleveland for Paul Warfield) | | |
| 4b | **Eric Laakso (106)** | T | Tulane |
| 5a | Ted Burgmeier (111) | S | Notre Dame |
| | (from Tampa Bay for Jeris White) | | |
| 5b | TO SAN FRAN. in Delvin Williams deal (133) | | |
| 6 | **Doug Betters (163)** | DE | Nevada-Reno |
| 7a | Karl Baldischwiler (178) | T | Oklahoma |
| | (from Cleveland for Paul Warfield) | | |
| 7b | Lloyd Henry (190) | WR | NE Missouri |
| 8 | **Sean Clancy (217)** | LB | Amherst |
| 9 | **Bruce Hardy (247)** | TE | Arizona St. |
| 10 | **x-Mark Dennard (274)** | C | Texas A&M |
| 11 | TO SEATTLE for Carl Barisich (301) | | |
| 12a | Mike Moore (331) | RB | Middle Tenn. |
| 12b | Bill Kenney (333) | QB | Northern Colo. |
| | (from Denver for Jim Kiick) | | |

*x-injured reserve '78*

## 1979

| | | | |
|---|---|---|---|
| 1 | **Jon Giesler (24)** | T | Michigan |
| 2 | **Jeff Toews (53)** | G | Washington |
| 3a | **Tony Nathan (61)** | RB | Alabama |
| | (from Tampa Bay for Randy Crowder) | | |
| 3b | **Mel Land (63)** | LB | Michigan St. |
| | (from N.Y. Giants for Larry Csonka) | | |
| 3c | **Ronnie Lee (65)** | TE | Baylor |
| | (from New Orleans for Don Reese) | | |
| 3d | TO ATLANTA for Ralph Ortega (79) | | |
| 4 | **Steve Howell (107)** | RB | Baylor |
| 5 | **Don Bessillieu (134)** | S | Georgia Tech |
| 6 | Steve Lindquist (162) | G | Nebraska |
| 7 | **Uwe von Schamann (189)** | K | Oklahoma |
| 8a | Jeff Groth (206) | WR | Bowling Green |
| | (from Washington for Jim Mandich) | | |
| 8b | **Glenn Blackwood (215)** | S | Texas |
| | (from Denver for Jim Kiick) | | |
| 8c | TO TAMPA BAY for Council Rudolph (217) | | |

## 1979

| | | | |
|---|---|---|---|
| 9 | Jeff Weston (244) | DT | Notre Dame |
| 10a | Jerome Stanton (258) | CB | Michigan St. |
| | (from Detroit for Karl Baldischwiler) | | |
| 10b | **Mike Kozlowski (272)** | S | Colorado |
| 11 | Mike Blanton (299) | DE | Georgia Tech |
| 12 | Larry Fortner (327) | QB | Miami (Ohio) |

## 1980

| | | | |
|---|---|---|---|
| 1 | **Don McNeal (21)** | CB | Alabama |
| 2 | **Dwight Stephenson (48)** | C | Alabama |
| 3 | **Bill Barnett (75)** | DE | Nebraska |
| 4 | **Elmer Bailey (100)** | WR | Minnesota |
| 5 | TO WASHINGTON in Benny Malone deal (132) | | |
| 6 | Eugene Byrd (158) | WR | Michigan St. |
| 7 | **Joe Rose (185)** | TE | California |
| 8a | **Jeff Allen (212)** | CB | Calif.-Davis |
| 8b | **David Woodley (214)** | QB | Louisiana St. |
| | (from Washington for Jim Mandich) | | |
| 9 | Mark Goodspeed (239) | T | Nebraska |
| 10a | Doug Lantz (271) | C | Miami (Ohio) |
| 10b | Ben Long (272) | LB | South Dakota |
| | (from Philadelphia, past considerations) | | |
| 11a | Phil Driscoll (279) | DE | Mankato St. |
| | (from San Francisco for Charles Cornelius) | | |
| 11b | TO PHILADELPHIA, past considerations (298) | | |
| 12 | Chuck Stone (325) | G | N. Carolina St. |

## 1981

| | | | |
|---|---|---|---|
| 1 | **x-David Overstreet (13)** | RB | Oklahoma |
| 2a | TO LOS ANGELES in Bob Brudzinski deal (43) | | |
| 2b | **Andra Franklin (56)** | FB | Nebraska |
| | (from Los Angeles in Bob Brudzinski deal) | | |
| 3 | TO LOS ANGELES in Bob Brudzinski deal (69) | | |
| 4a | Sam Greene (84) | WR | Nev.-Las Vegas |
| | (from New Orleans for Guy Benjamin) | | |
| 4b | Brad Wright (96) | QB | New Mexico |
| 5a | **Ken Poole (126)** | DE | NE Louisiana |
| 5b | **Tom Vigorito (138)** | RB | Virginia |
| | (from Philadelphia for Leroy Harris) | | |
| 6a | **x-Mack Moore (152)** | DE | Texas A&M |
| 6b | **Fulton Walker (154)** | CB | West Virginia |
| | (from Minnesota in Jim Langer deal) | | |
| 7 | Mike Daum (179) | T | Cal Poly-SLO |
| 8 | **y-William Judson (208)** | CB | S. Carolina St. |
| 9 | John Noonan (235) | WR | Nebraska |
| 10 | Steve Folsom (261) | TE | Utah |
| 11 | **Jim Jensen (291)** | QB | Boston Univ. |
| 12 | John Alford (318) | DT | S. Carolina St. |

*x-signed with Canadian Football League*
*y-injured reserve '81*

## 1982

| | | | |
|---|---|---|---|
| 1 | **Roy Foster (24)** | G/T | Southern Cal |
| 2 | **Mark Duper (52)** | WR | NW St. (La.) |
| 3 | **Paul Lankford (80)** | CB | Penn State |
| 4 | **Charles Bowser (108)** | LB | Duke |
| 5a | Bob Nelson (120) | DT | Miami (Fla.) |
| | (from Minnesota in Jim Langer deal) | | |
| 5b | **Rich Diana (136)** | FB | Yale |
| 6a | Thomas Tutson (161) | CB | S. Carolina St. |
| | (from San Diego for George Roberts) | | |
| 6b | **Ron Hester (164)** | LB | Florida St. |
| 7a | **Dan Johnson (170)** | TE | Iowa State |
| | (from New Orleans for Guy Benjamin) | | |
| 7b | Larry Cowan (192) | RB | Jackson St. |
| 8 | **Tate Randle (220)** | S | Texas Tech |
| 9a | **Steve Clark (239)** | DE | Utah |
| | (from Detroit for Steve Towle) | | |
| 9b | Mack Boatner (248) | RB | SE Louisiana |

## 1982

| | | | |
|---|---|---|---|
| 10a | Robin Fisher (271) | LB | Florida |
| | (from Philadelphia for Steve Howell) | | |
| 10b | Wayne Jones (276) | C/T | Utah |
| 11 | Gary Crum (303) | T | Wyoming |
| 12 | Mike Rodrigue (331) | WR | Miami (Fla.) |

## 1983

| | | | |
|---|---|---|---|
| 1 | **Dan Marino (27)** | QB | Pittsburgh |
| 2 | **Mike Charles (55)** | DT | Syracuse |
| 3a | **Charles Benson (76)** | DE | Baylor |
| | (from Houston in '83 draft trade-up) | | |
| 3b | TO HOUSTON in '83 draft trade-up (83) | | |
| 4 | TO L.A. RAMS for Eddie Hill (111) | | |
| 5 | TO HOUSTON in '83 draft trade-up (139) | | |
| 6 | **Reggie Roby (167)** | P | Iowa |
| 7 | Keith Woetzel (195) | LB | Rutgers |
| 8 | **Mark Clayton (223)** | WR | Louisville |
| 9 | **Mark Brown (250)** | LB | Purdue |
| 10 | Anthony Reed (278) | RB | S. Carolina St. |
| 11 | Joe Lukens (306) | G | Ohio State |
| 12 | x-Anthony Carter (334) | WR | Michigan |

*x-previously had signed with United States Football League*

## 1984

| | | | |
|---|---|---|---|
| 1a | **Jackie Shipp (14)** | LB | Oklahoma |
| | (from Buffalo in '84 draft trade-up) | | |
| 1b | TO BUFFALO in '84 draft trade-up (26) | | |
| 2 | **Jay Brophy (53)** | LB | Miami (Fla.) |
| 3a | TO BUFFALO in '84 draft trade-up (79) | | |
| | (from Pittsburgh in David Woodley deal) | | |
| 3b | TO BUFFALO in '84 draft trade-up (82) | | |
| 4 | **Joe Carter (109)** | RB | Alabama |
| 5 | Dean May (138) | QB | Louisville |
| 6 | Rowland Tatum (165) | LB | Ohio State |
| 7 | Bernard Carvalho (194) | G/T | Hawaii |
| 8 | x-Ron Landry (221) | FB | McNeese St. |
| 9 | Jim Boyle (250) | G/T | Tulane |
| 10 | John Chesley (277) | TE | Oklahoma St. |
| 11 | **Bud Brown (306)** | S | Southern Miss. |
| 12a | William Devane (320) | DT | Clemson |
| 12b | Mike Weingrad (333) | LB | Illinois |
| | (from San Francisco for Tom Orosz) | | |

*x-injured reserve '84*

## 1984 USFL SUPPLEMENTAL DRAFT

| | | | |
|---|---|---|---|
| 1 | Danny Knight (26) | WR | Mississippi State |
| | (from N.J. Generals) | | |
| 2 | Dewey Forte (53) | DE | Bethune-Cookman |
| | (from L.A. Express) | | |
| 3 | Duan Hanks (82) | WR | Stephen F. Austin |
| | (from Philadelphia Stars) | | |

## 1985

| | | | |
|---|---|---|---|
| 1 | **Lorenzo Hampton (27)** | RB | Florida |
| 2 | TO SAN DIEGO for Pete Johnson (55) | | |
| 3a | **George Little (65)** | DT | Iowa |
| | (from Philadelphia for Mark Dennard) | | |
| 3b | **Alex Moyer (83)** | LB | Northwestern |
| 4a | **Mike Smith (91)** | CB | Texas-El Paso |
| | (from Cleveland for Duriel Harris) | | |
| 4b | **Jeff Dellenbach (111)** | T | Wisconsin |
| 5 | TO DENVER for Larry Evans (139) | | |
| 6a | George Shorthose (145) | WR | Missouri |
| | (from Atlanta in Gerald Small deal) | | |
| 6b | **Ron Davenport (167)** | FB | Louisville |
| 7 | **Fuad Reveiz (195)** | K | Tennessee |
| 8 | Dan Sharp (223) | TE | Texas Christian |
| 9 | Adam Hinds (251) | S | Oklahoma St. |

## 1985

| | | | |
|---|---|---|---|
| 10 | Mike Pendleton (279) | CB | Indiana |
| 11 | Mike Jones (307) | RB | Tulane |
| 12 | Ray Noble (335) | CB | California |

## 1986

| | | | |
|---|---|---|---|
| 1 | TO TAMPA BAY in Hugh Green deal (25) | | |
| 2a | TO TAMPA BAY in Hugh Green deal (40) (from Minnesota in Anthony Carter deal) | | |
| 2b | **John Offerdahl (52)** | LB | Western Michigan |
| 3 | **T.J. Turner (81)** | DT | Houston |
| 4 | **James Pruitt (107)** | WR | Cal-State Fullerton |
| 5 | Kevin Wyatt (136) | CB | Arkansas |
| 6 | Brent Sowell (163) | DT | Alabama |
| 7 | **Larry Kolic (193)** | LB | Ohio State |
| 8 | John Stuart (218) | T | Texas |
| 9 | **Reyna Thompson (247)** | CB | Baylor |
| 10 | Jeff Wickersham (274) | QB | Louisiana St. |
| 11 | Arnold Franklin (303) | TE | No. Carolina |
| 12 | **Rickey Isom (329)** | FB | N. Carolina St. |

## 1987

| | | | |
|---|---|---|---|
| 1a | TO MINNESOTA in '87 draft trade-down (14) | | |
| 1b | **John Bosa (16)** (from Minnesota in '87 draft trade-down) | DE | Boston College |
| 2a | **Rick Graf (43)** | LB | Wisconsin |
| 2b | **Scott Schwedes (56)** (from N.Y. Giants through St. Louis in '87 draft trade-up) | WR | Syracuse |
| 3 | TO ST. LOUIS in '87 draft trade-up (70) | | |
| 4 | **Troy Stradford (99)** | RB | Boston College |
| 5a | TO ST. LOUIS in '87 draft trade-up (126) | | |
| 5b | TO KANSAS CITY in '87 draft trade-down (128) (from Minnesota in '87 draft trade-down) | | |
| 5c | **Chris Conlin (132)** (from Kansas City in '87 draft trade-down) | T/G | Penn State |
| 6 | Lance Sellers (155) | LB | Boise State |
| 7 | **Tom Brown (182)** | FB | Pittsburgh |
| 8a | **Joel Williams (210)** | TE | Notre Dame |
| 8b | **Mark Dennis (212)** (from Kansas City in '87 draft trade-down) | T | Illinois |
| 9 | **Tim Pidgeon (237)** | LB | Syracuse |
| 10 | Bobby Taylor (266) | CB | Wisconsin |
| 11 | Terance Mann (293) | DE | So. Methodist |
| 12 | x-Jim Karsatos (322) | QB | Ohio State |

*x-injured reserve '87*

## 1988

| | | | |
|---|---|---|---|
| 1 | **Eric Kumerow (16)** | DE | Ohio State |
| 2 | **Jarvis Williams (42)** | S | Florida |
| 3 | **Ferrell Edmunds (73)** | TE | Maryland |
| 4 | **Greg Johnson (99)** | T | Oklahoma |
| 5 | **Rodney Thomas (126)** | CB | Brigham Young |
| 6a | x-Melvin Bratton (153) | FB | Miami (Fla) |
| 6b | George Cooper (156) (from Minnesota for Greg Koch) | FB | Ohio State |
| 7 | Kerwin Bell (180) | QB | Florida |
| 8a | **Harry Galbreath (212)** | G | Tennessee |
| 8b | **Louis Cheek (220)** (from Denver for Larry Lee) | T | Texas A&M |
| 9 | **Jeff Cross (239)** | DE | Missouri |
| 10 | Artis Jackson (266) | DT | Texas Tech |
| 11 | Tom Kelleher (292) | FB | Holy Cross |
| 12 | **Brian Kinchen (320)** | TE | Louisiana St. |

*x-injured/unsigned '88*

## 1989

| | | | |
|---|---|---|---|
| 1a | Sammie Smith (9) | RB | Florida State |
| 1b | Louis Oliver (25) (from Chicago in '89 draft trade-up) | S | Florida |
| 2 | TO CHICAGO in '89 draft trade-up (36) | | |
| 3 | TO CHICAGO in '89 draft trade-up (65) | | |
| 4 | David Holmes (92) | CB | Syracuse |
| 5 | Jeff Uhlenhake (121) | C | Ohio State |
| 6 | Wes Pritchett (147) | LB | Notre Dame |
| 7 | Jim Zdelar (176) | T | Youngstown St. |
| 8 | Pete Stoyanovich (203) | K | Indiana |
| 9 | x-Dana Batiste (232) | LB | Texas A&M |
| 10a | Deval Glover (259) | WR | Syracuse |
| 10b | Greg Ross (275) (from Minnesota for Greg Koch) | DT | Memphis State |
| 11 | y-Bert Weidner (288) | DT | Kent State |
| 12 | J.B. Brown (315) | CB | Maryland |

*x-injured reserve '89*
*y-developmental squad '89*

## 1990

| | | | |
|---|---|---|---|
| **1** | **Richmond Webb (9)** | **T** | **Texas A&M** |
| **2** | **Keith Sims (39)** | **G** | **Iowa State** |
| **3** | **Alfred Oglesby (66)** | **NT** | **Houston** |
| **4** | **Scott Mitchell (93)** | **QB** | **Utah** |
| 5a | TO DALLAS for Scott Secules (120) | | |
| 5b | x-Leroy Holt (137) (from Washington in '90 draft trade-up) | FB | Southern Cal |
| 6 | y-Sean Vanhorse (151) | CB | Howard |
| 7 | TO CLEVELAND in '90 draft trade-down (178) | | |
| 8 | Thomas Woods (205) | WR | Tennessee |
| 9 | Phil Ross (231) | TE | Oregon State |
| 10 | TO WASHINGTON in '90 draft trade-up (262) | | |
| 11 | TO SAN FRANCISCO in Tim McKyer deal (289) | | |
| **12** | **Bobby Harden (315)** | **S** | **Miami (Fla.)** |

*x-injured reserve '90*
*y-physically unable to perform '90*

## 1991

| | | | |
|---|---|---|---|
| 1 | **Randal Hill (23)** | WR | Miami (Fla.) |
| 2 | TO SAN FRANCISCO in Tim McKyer deal (45) | | |
| 3a | **Aaron Craver (60)** (from Atlanta in Tim McKyer deal) | RB | Fresno State |
| 3b | TO HOUSTON for John Grimsely (79) | | |
| 4 | TO WASHINGTON in '90 trade-up (103) | | |
| 5a | **Bryan Cox (113)** (from Cleveland in '90 trade-down) | LB | Western Illinois |
| 5b | **Gene Williams (121)** (from Green Bay in '91 draft trade-up) | G | Iowa State |
| 5c | TO GREEN BAY in '91 draft trade-up (135) | | |
| 6 | TO GREEN BAY in '91 draft trade-up (164) | | |
| 7 | **Chris Green (191)** | CB | Illinois |
| 8 | Roland Smith (220) | CB | Miami (Fla.) |
| 9 | **Scott Miller (246)** | WR | UCLA |
| 10 | Michael Titley (275) | TE | Iowa |
| 11 | Ernie Rogers (302) | T | California |
| 12 | Joe Brunson (331) | DT | Chattanooga |

## 1992

| | | | |
|---|---|---|---|
| 1a | **Troy Vincent (7)** (from Phoenix for Randal Hill) | CB | Wisconsin |
| 1b | **Marco Coleman (12)** | LB | Georgia Tech |
| 2 | x-Eddie Blake (43) | G | Auburn |
| 3 | **Larry Webster (70)** | DE | Maryland |
| 4 | **Dwight Hollier (97)** | LB | North Carolina |
| 5 | Christopher Perez (124) | T | Kansas |
| 6 | **Roosevelt Collins (155)** | LB | Texas Christian |
| 7a | TO ATLANTA in '92 draft trade-down (182) | | |
| 7b | TO L.A. RAIDERS in '92 draft trade-down (185) (from Atlanta in '92 draft trade-down) | | |
| 7c | **Dave Moore (191)** (from L.A. Raiders in '92 draft trade-down) | TE | Pittsburgh |
| 8 | Andre Powell (209) | LB | Penn State |

## 1992

| | | | |
|---|---|---|---|
| 9 | Tony Tellington (236) | CB | Youngstown St. |
| 10 | Raoul Spears (267) | RB | Southern Cal |
| 11a | Lee Miles (294) | WR | Baylor |
| 11b | Mark Barsotti (296) | QB | Fresno State |
| | (from L.A. Raiders in '92 draft trade-down) | | |
| 12a | Milton Biggins (322) | TE | West. Kentucky |
| 12b | Kameno Bell (328) | RB | Illinois |
| | (from Atlanta in '92 draft trade-down) | | |

*x-non-football injury '92*

## 1993

| | | | |
|---|---|---|---|
| 1 | **O.J. McDuffie (25)** | WR | Penn State |
| 2 | TO New England in Irving Fryar deal (52) | | |
| 3 | **Terry Kirby (78)** | RB | Virginia |
| 4 | Ronnie Bradford (105) | CB | Colorado |
| 5 | **Chris Gray (132)** | T | Auburn |
| 6 | Robert O'Neal (164) | S | Clemson |
| 7 | **David Merritt (191)** | LB | N. Carolina St. |
| 8 | Dwayne Gordon (218) | LB | New Hampshire |

## 1994

| | | | |
|---|---|---|---|
| 1a | TO GREEN BAY in '94 trade-down (16) | | |
| 1b | **Tim Bowens (20)** | DT | Mississippi |
| | (from Green Bay in '94 draft trade-down) | | |
| 2a | **Aubrey Beavers (54)** | LB | Oklahoma |
| 2b | **Tim Ruddy (65)** | C | Notre Dame |
| | (from Arizona in '94 trade-up) | | |
| 3 | TO ARIZONA in '94 trade-up (89) | | |
| | (from Green Bay in '94 draft trade-down) | | |
| 4a | Ronnie Woolfork (112) | LB | Colorado |
| | (from Cleveland for G Gene Williams) | | |
| 4b | TO ARIZONA in '94 trade-up (115) | | |
| | (from San Diego for WR Tony Martin) | | |
| 4c | TO ARIZONA in '94 trade-up (121) | | |
| 5 | **William Gaines (147)** | DT | Florida |
| 6 | **Brant Boyer (177)** | LB | Arizona |
| 7 | **Sean Hill (214)** | CB | Montana St. |

## 1995

| | | | |
|---|---|---|---|
| 1 | **Billy Milner (25)** | T | Houston |
| 2a | **Andrew Greene (53)** | G | Indiana |
| | (from Green Bay in Ingram-Jackson deals) | | |
| 2b | TO CHICAGO in Trace Armstrong deal (56) | | |
| 3 | TO CHICAGO in Trace Armstrong deal (87) | | |
| 4a | TO GREEN BAY in Keith Jackson deal (117) | | |
| | (from Green Bay for Mark Ingram) | | |
| 4b | Pete Mitchell (122) | TE | Boston College |
| 5 | **Norman Hand (158)** | DT | Mississippi |
| 6 | **Jeff Kopp (194)** | LB | Southern Cal |
| 7a | Corey Swinson (233) | DT | Hampton |
| 7b | x-Shannon Myers (246) | WR | Lenoir-Rhyne |
| | (compensatory pick from NFL) | | |

*x-physically unable to perform '95*

## 1996

| | | | |
|---|---|---|---|
| 1 | **Daryl Gardener (20)** | DE | Baylor |
| 2a | TO DALLAS in '96 trade-down (49) | | |
| 2b | TO JACKSONVILLE in '96 trade-down (60) | | |
| | (from Dallas in '96 trade-down) | | |
| 3a | Dorian Brew (79) | CB | Kansas |
| | (from Jacksonville in '96 trade-down) | | |
| 3b | **Karim Abdul-Jabbar (80)** | RB | UCLA |
| 4a | TO KANSAS CITY in '96 trade-down (98) | | |
| | (from Jacksonville in '96 trade-down) | | |
| 4b | TO JACKSONVILLE in '96 trade-down (99) | | |
| | (from Dallas in '96 trade-down) | | |
| 4c | Kirk Pointer (113) | CB | Austin Peay |
| | (from Kansas City in '96 trade-down) | | |

## 1996

| | | | |
|---|---|---|---|
| 4d | **Stanley Pritchett (118)** | FB | South Carolina |
| 4e | LaCurtis Jones (125) | LB | Baylor |
| | (from Kansas City in '96 trade-down) | | |
| 5a | **Jerris McPhail (134)** | RB | East Carolina |
| | (from Jacksonville in '96 trade-down) | | |
| 5b | **Shane Burton (150)** | DE | Tennessee |
| | (from Jacksonville in '96 trade-down) | | |
| 5c | **Zach Thomas (154)** | LB | Texas Tech |
| 6 | **Shawn Wooden (189)** | S | Notre Dame |
| 7a | **Jeff Buckey (230)** | T | Stanford |
| 7b | Brice Hunter (251) | WR | Georgia |
| | (compensatory pick from NFL) | | |

## 1997

| | | | |
|---|---|---|---|
| 1 | **x-Yatil Green (15)** | WR | Miami (Fla.) |
| 2 | **Sam Madison (44)** | CB | Louisville |
| 3a | **Jason Taylor (73)** | DE | Akron |
| 3b | **Derrick Rodgers (92)** | LB | Arizona State |
| | (compensatory pick from NFL) | | |
| 3c | **Ronnie Ward (93)** | LB | Kansas |
| | (compensatory pick from NFL) | | |
| 3d | **Brent Smith (96)** | T | Mississippi St. |
| | (compensatory pick from NFL) | | |
| 4a | TO ST. LOUIS in '97 trade-down (112) | | |
| 4b | Jerome Daniels (121) | G | Northeastern |
| | (from St. Louis in '97 trade-down) | | |
| 4c | TO OAKLAND in '97 trade-down (123) | | |
| | (from San Francisco for RB Terry Kirby) | | |
| 5a | TO N.Y. JETS for T James Brown (145) | | |
| 5b | **Barron Tanner (149)** | DT | Oklahoma |
| | (from Kansas City for K Pete Stoyanovich) | | |
| 5c | Nicholas Lopez (157) | DE | Texas Southern |
| | (from Oakland in '97 trade-down) | | |
| 6a | John Fiala (166) | LB | Washington |
| | (from Oakland in '97 trade-down) | | |
| 6b | **Brian Manning (170)** | WR | Stanford |
| | (from St. Louis in '97 trade-down) | | |
| 6c | **Mike Crawford (173)** | LB | Nevada-Reno |
| | (from St. Louis in '97 trade-down) | | |
| 6d | **Ed Perry (177)** | TE | James Madison |
| 7a | Hudhaifa Ismaeli (203) | CB | Northwestern |
| | (from Oakland in '97 trade-down) | | |
| 7b | TO KANSAS CITY in '96 trade-down (214) | | |

*x-injured reserve '97*

## 1998

| | | | |
|---|---|---|---|
| 1a | TO GREEN BAY in '98 trade-down (19) | | |
| 1b | **John Avery (29)** | RB | Mississippi |
| | (from Green Bay in '98 trade-down) | | |
| 2a | **Patrick Surtain (44)** | CB | Southern Miss. |
| | (from Carolina for 1st-round pick in 2000) | | |
| 2b | **Kenny Mixon (49)** | DE | LSU |
| 2c | TO DETROIT in '98 trade-down (60) | | |
| | (from Green Bay in '98 trade-down) | | |
| 3a | Brad Jackson (79) | LB | Cincinnati |
| | (from Detroit in '98 trade-down) | | |
| 3b | **x-Larry Shannon (82)** | WR | East Carolina |
| 4a | **Lorenzo Bromell (102)** | DE | Clemson |
| | (from Philadelphia in '98 trade-up) | | |
| 4b | TO PHILADELPHIA in '98 trade-up (112) | | |
| 5a | TO PHILADELPHIA in '98 trade-up (142) | | |
| 5b | Scott Shaw (143) | G | Michigan State |
| | (from Detroit in '98 trade-down) | | |
| 6a | Nathan Strikwerda (171) | C | Northwestern |
| 6b | John Dutton (172) | QB | Nevada |
| | (from Detroit in '98 trade-down) | | |
| 7 | Jim Bundren (210) | G | Clemson |

*x-injured reserve '98*

## 1999

| | | | |
|---|---|---|---|
| 1a | TO SAN FRANCISCO in '99 draft trade-down (24) | | |
| 1b | TO DETROIT in '99 draft trade-down (27) | | |
| 2a | **J.J. Johnson (39)** | RB | Mississippi State |
| | (from Detroit in '99 draft trade-down) | | |
| 2b | **Rob Konrad (43)** | FB | Syracuse |
| | (from Kansas City in '99 draft trade-up) | | |
| 2c | TO KANSAS CITY in '99 draft trade-up (54) | | |
| 3a | TO DETROIT in '99 draft trade-down (70) | | |
| | (from Detroit in '99 draft trade-down) | | |
| 3b | **Grey Ruegamer (72)** | C | Arizona State |
| | (from Detroit in '99 draft trade-down) | | |
| 3c | TO KANSAS CITY in '99 draft trade-up (84) | | |
| 4 | TO MINNESOTA for signing TE Hunter Goodwin (120) | | |
| 5a | **Cecil Collins (134)** | RB | McNeese State |
| | (from San Francisco in '99 draft trade-down) | | |
| 5b | Bryan Jones (142) | LB | Oregon State |
| | (from Detroit in '99 draft trade-down) | | |
| 5c | TO SAN FRANCISCO for G Kevin Gogan (157) | | |
| 6 | **Brent Bartholomew (192)** | P | Ohio State |
| 7a | TO N.Y. GIANTS for RB Tyrone Wheatley (231) | | |
| 7b | **x-Jermaine Haley (232)** | DT | Butte College |
| | (from Detroit in '99 draft trade-down) | | |
| 7c | y-Joe Wong (244) | T | Brigham Young |
| | (compensatory pick from NFL) | | |

*x-previously under contract with CFL*
*z-injured reserve '99*

## 2000

| | | | |
|---|---|---|---|
| 1 | TO CAROLINA in '98 draft trade-up (23) | | |
| 2 | **Todd Wade (53)** | T | Mississippi |
| 3 | **Ben Kelly (84)** | CB | Colorado |
| 4 | **Deon Dyer (117)** | FB | North Carolina |
| 5 | **Arturo Freeman (152)** | S | South Carolina |
| 6a | **Ernest Grant (167)** | DT | Arkansas-Pine Bluff |
| | (from Cleveland for RB Karim Abdul-Jabbar) | | |
| 6b | TO KANSAS CITY in '99 draft trade-down (188) | | |
| 7a | TO SAN FRANCISCO for QB Jim Druckenmiller (230) | | |
| 7b | x-Jeff Harris (232) | CB | Georgia |
| | (from Chicago for P Brent Bartholomew) | | |

*x-injured reserve '00*

## 2001

| | | | |
|---|---|---|---|
| 1 | **Jamar Fletcher (26)** | CB | Wisconsin |
| 2a | **Chris Chambers (52)** | WR | Wisconsin |
| | (from Indianapolis through Dallas in '01 draft trade-up) | | |
| 2b | TO DALLAS in '01 draft trade-up (56) | | |
| 3a | **Travis Minor (85)** | RB | Florida State |
| 3b | **Morlon Greenwood (88)** | LB | Syracuse |
| | (from Philadelphia in '01 draft trade-up) | | |
| 4 | TO DALLAS in '01 draft trade-up (122) | | |
| 5 | **Shawn Draper (156)** | T | Alabama |
| 6a | Brandon Winey (164) | T | Louisiana State |
| | (from San Diego for WR Nate Jacquet) | | |
| 6b | Josh Heupel (177) | QB | Oklahoma |
| | (from Washington for DT Barron Tanner) | | |
| 6c | Otis Leverette (187) | DE | UAB |
| | (from Philadelphia in '01 draft trade-up) | | |
| 6d | Rick Crowell (188) | LB | Colorado State |
| 7a | TO CHICAGO for TE Alonzo Mayes (208) | | |
| | (from Chicago for P Brent Bartholomew) | | |
| 7b | TO WASHINGTON for P Matt Turk (224) | | |

## 2002

| | | | |
|---|---|---|---|
| 1 | TO NEW ORLEANS in RB Ricky Williams deal (25) | | |
| 2 | TO PHILADELPHIA in '01 draft trade-up (59) | | |
| 3 | **Seth McKinney (90)** | C | Texas A&M |

## 2002

| | | | |
|---|---|---|---|
| 4a | **Randy McMichael (114)** | TE | Georgia |
| | (from New Orleans in RB Ricky Williams deal) | | |
| 4b | TO NEW ORLEANS in RB Ricky Williams deal (125) | | |
| 5a | **Omare Lowe (161)** | CB | Washington |
| 5b | **Sam Simmons (170)** | WR | Northwestern |
| | (compensatory pick from NFL) | | |
| 6 | to Chicago in QB Cade McNown deal (199) | | |
| 7a | TO DALLAS for WR Jeff Ogden (237) | | |
| 7b | **Leonard Henry (241)** | RB | East Carolina |
| | (from Chicago in QB Cade McNown deal) | | |

## 2003

| | | | |
|---|---|---|---|
| 1 | TO NEW ORLEANS in RB Ricky Williams deal (18) | | |
| 2 | **z-Eddie Moore (49)** | LB | Tennessee |
| 3a | **Wade Smith (78)** | T | Memphis |
| | (from New England for 2nd-round pick in 2004) | | |
| 3b | **Taylor Whitley (87)** | G | Texas A&M |
| 4 | TO CAROLINA for DE Jay Williams (119) | | |
| 5a | **Donald Lee (156)** | TE | Mississippi State |
| 5b | **J.R. Tolver (169)** | WR | San Diego State |
| | (compensatory pick from NFL) | | |
| 6a | **Corey Jenkins (181)** | LB | South Carolina |
| 6b | TO CHICAGO in QB Cade McNown deal (191) | | |
| | (from Carolina in draft trade-up) | | |
| 6c | Tim Provost (209) | T | San Jose State |
| | (compensatory pick from NFL) | | |
| 6d | **x-Yeremiah Bell (213)** | S | Eastern Kentucky |
| | (compensatory pick from NFL) | | |
| 7a | TO CAROLINA in draft trade-up (226) | | |
| | (from Washington for signing DT Jermaine Haley) | | |
| 7b | TO WASHINGTON for QB Sage Rosenfels (232) | | |
| 7c | TO CAROLINA in draft trade-up (247) | | |
| | (from Tampa Bay for T Cornell Green) | | |
| 7d | y-Davern Williams (248) | DT | Troy State |
| | (compensatory pick from NFL) | | |

*x-practice squad '03*
*y-injured reserve '03*

## 2004

| | | | |
|---|---|---|---|
| 1a | **Vernon Carey (19)** | G/T | Miami (Fla.) |
| | (from Minnesota in 2004 draft trade-up) | | |
| 1b | TO MINNESOTA in 2004 draft trade-up (20) | | |
| 2 | TO NEW ENGLAND for 3rd-round pick in 2004 (56) | | |
| 3 | TO GREEN BAY in 2004 draft trade-down (87) | | |
| 4a | **Will Poole (102)** | CB | Southern California |
| | (from Jacksonville through Green Bay in 2004 draft trade-down) | | |
| 4b | TO MINNESOTA in 2004 draft trade-up (119) | | |
| 5a | TO BALTIMORE in 2004 draft trade-down (153) | | |
| | (from Green Bay in 2004 draft trade-down) | | |
| 5b | TO SAN DIEGO for LB Junior Seau (154) | | |
| 5c | **Tony Bua (160)** | LB | Arkansas |
| | (from Baltimore in 2004 draft trade-down) | | |
| 6a | **Rex Hadnot (174)** | C | Houston |
| | (from Atlanta in 2004 draft trade-up) | | |
| 6b | TO ATLANTA in 2004 draft trade-up (186) | | |
| 7a | TO ATLANTA in 2004 draft trade-up (219) | | |
| | (from New Orleans for LB Derrick Rodgers) | | |
| 7b | x-Tony Pape (221) | T | Michigan |
| 7c | **Derrick Pope (222)** | LB | Alabama |
| | (from Baltimore in 2004 draft trade-down) | | |

*x-practice squad '04*

## 2005

| | | | |
|---|---|---|---|
| 1 | **Ronnie Brown (2)** | RB | Auburn |
| 2a | TO PHILADELPHIA for QB A.J. Feeley (35) | | |
| 2b | **Matt Roth (46)** | DE | Iowa |
| | (from Kansas City in CB Patrick Surtain deal) | | |
| 3a | TO ST. LOUIS for RB Lamar Gordon (66) | | |

## 2005

| | | | |
|---|---|---|---|
| 3b | **Channing Crowder (70)** | LB | Florida |
| | (from Chicago in Booker-Ogunleye deal) | | |
| 4 | **Travis Daniels (104)** | CB | LSU |
| 5a | TO KANSAS CITY in CB Patrick Surtain deal (138) | | |
| 5b | **Anthony Alabi (162)** | T | TCU |
| | (from Kansas City in CB Patrick Surtain deal) | | |
| 6 | TO SAN DIEGO in WR David Boston deal (177) | | |
| 7 | **x-Kevin Vickerson (216)** | DT | Michigan State |

*x-injured reserve '05*

## 2006

| | | | |
|---|---|---|---|
| 1 | **Jason Allen (16)** | S | Tennessee |
| 2 | To Minnesota for QB Daunte Culpepper (51) | | |
| 3 | **Derek Hagan (82)** | WR | Arizona State |
| 4 | x-Joe Toledo (114) | T | Washington |
| 5 | Exercised in 2005 supplemental draft for Manny Wright (149) | | |
| 6 | To San Diego in Cleo Lemon-A.J. Feeley trade (188) | | |
| 7a | **Frederick Evans (212)** | DT | Texas State |
| | (from Green Bay in Brad Bedell trade) | | |
| 7b | **y-Rodrique Wright (226)** | DT | Texas |
| 7c | Devin Aromashodu (233) | WR | Auburn |
| | (from Chicago in John Owens-B. Ayanbadejo trade) | | |

*x-injured reserve '06*
*y-reserve/NFI '06*

## 2007

| | | | |
|---|---|---|---|
| 1 | **Ted Ginn Jr. (9)** | WR | Ohio State |
| 2a | **John Beck (40)** | QB | Brigham Young |
| 2b | **Samson Satele (60)** | C/G | Hawaii |
| | (from New England in Wes Welker trade) | | |
| 3 | **Lorenzo Booker (71)** | RB | Florida State |
| 4 | **Paul Soliai (108)** | DT | Utah |
| 5 | TO DETROIT for QB Joey Harrington (145) | | |
| 6a | **Reagan Mauia (181)** | FB | Hawaii |
| 6b | x-Drew Mormino (199) | C | Central Michigan |
| | (from New Orleans for K Olindo Mare) | | |
| 7a | **Kelvin Smith (219)** | LB | Syracuse |
| 7b | **Brandon Fields (225)** | P | Michigan State |
| | (from St. Louis for signing of RFA P Donnie Jones) | | |
| 7c | **Abraham Wright (238)** | LB | Colorado |
| | (from New England in Wes Welker trade) | | |

*x-injured reserve '07*

## 2008

| | | | |
|---|---|---|---|
| 1 | **Jake Long (1)** | T | Michigan |
| 2a | **Phillip Merling (32)** | DE | Clemson |
| 2b | **Chad Henne (57)** | QB | Michigan |
| | (from San Diego for WR Chris Chambers) | | |
| 3a | TO DETROIT in draft trade-down (64) | | |
| 3b | **Kendall Langford (66)** | DE | Hampton |
| | (from Detroit in draft trade-down) | | |
| 4a | TO DALLAS for LB Akin Ayodele and TE Anthony Fasano (100) | | |
| 4b | **Shawn Murphy (110)** | G | Utah State |
| | (from Chicago in draft trade-up) | | |
| 4c | TO CHICAGO in draft trade-up (115) | | |
| | (from Philadelphia for RB Lorenzo Booker) | | |
| 5 | TO KANSAS CITY for QB Trent Green (136) | | |
| 6a | TO DALLAS in DT Jason Ferguson trade (167) | | |
| 6b | **Jalen Parmele (176)** | RB | Toledo |
| | (from Detroit in draft trade-down) | | |
| 6c | **Donald Thomas (195)** | G | Connecticut |
| | (from Dallas in DT Jason Ferguson trade) | | |
| 6d | **Lex Hilliard (204)** | RB | Montana |
| | (compensatory pick from NFL) | | |
| 7a | TO CHICAGO in draft trade-up (208) | | |
| 7b | **Lionel Dotson (245)** | DE | Arizona |
| | (compensatory pick from NFL) | | |

## 2009

| | | | |
|---|---|---|---|
| 1 | **Vontae Davis (25)** | CB | Illinois |
| 2a | **Pat White (44)** | QB/WR | West Virginia |
| | (from Washington in DE Jason Taylor trade) | | |
| 2b | TO INDIANAPOLIS in draft trade-down (56) | | |
| 2c | **Sean Smith (61)** | CB | Utah |
| | (from Indianapolis in draft trade-down) | | |
| 3 | **Patrick Turner (87)** | WR | Southern Cal |
| 4a | **Brian Hartline (108)** | WR | Ohio State |
| | (from Oakland in C Samson Satele trade) | | |
| 4b | TO OAKLAND in C Samson Satele trade (126) | | |
| 5a | **John Nalbone (161)** | TE | Monmouth |
| 5b | **Chris Clemons (165)** | S | Clemson |
| | (from Indianapolis in draft trade-down) | | |
| 6a | **Andrew Gardner (181)** | T | Georgia Tech |
| | (from Oakland in C Samson Satele trade) | | |
| 6b | TO DALLAS for NT Jason Ferguson (197) | | |
| 7a | **J.D. Folsom (214)** | LB | Weber State |
| | (from Cleveland for CB Travis Daniels) | | |
| 7b | TO JACKSONVILLE for DE Tony McDaniel (232) | | |
| 7c | TO KANSAS CITY in draft trade-down (237) | | |
| | (from Carolina for QB Josh McCown) | | |

## 2010

| | | | |
|---|---|---|---|
| 1a | TO SAN DIEGO in draft trade-down (12) | | |
| 1b | **Jared Odrick (28)** | DE | Penn State |
| | (from San Diego in draft trade-down) | | |
| 2a | **Koa Misi (40)** | LB | Utah |
| | (from San Diego in draft trade-down) | | |
| 2b | TO DENVER in WR Brandon Marshall trade (43) | | |
| 3 | **John Jerry (73)** | G | Mississippi |
| 4a | TO SAN DIEGO in draft trade-down (110) | | |
| 4b | x-A.J. Edds (119) | LB | Iowa |
| | (from Dallas in draft trade-up) | | |
| 4c | TO DALLAS in draft trade-up (126) | | |
| | (from San Diego in draft trade-down) | | |
| 5a | TO KANSAS CITY for QB Tyler Thigpen (142) | | |
| 5b | **Nolan Carroll (145)** | CB | Maryland |
| | (from San Francisco for WR Ted Ginn, Jr.) | | |
| 5c | **Reshad Jones (163)** | S | Georgia |
| | (from Washington in draft trade-up) | | |
| 6a | TO SAN DIEGO in draft trade-down (173) | | |
| | (from Kansas City for OL Andy Alleman and Ikechuku Ndukwe) | | |
| 6b | TO WASHINGTON in draft trade-up (174) | | |
| 6c | TO DALLAS in draft trade-up (179) | | |
| 7a | Chris McCoy (212) | LB | Middle Tennessee |
| | (from Kansas City in 2009 draft trade-down) | | |
| 7b | TO WASHINGTON in draft trade-up (219) | | |
| 7c | **Austin Spitler (252)** | LB | Ohio State |
| | (compensatory pick from NFL) | | |

*x-injured reserve '10*

## 2011

| | | | |
|---|---|---|---|
| 1 | **Mike Pouncey (15)** | G/C | Florida |
| 2a | TO DENVER for WR Brandon Marshall (46) | | |
| 2b | **Daniel Thomas (62)** | RB | Kansas State |
| | (from Washington in draft trade-up) | | |
| 3 | TO WASHINGTON in draft trade-up (79) | | |
| 4 | **Clyde Gates (111)** | WR | Abilene Christian |
| 5 | TO WASHINGTON in draft trade-up (146) | | |
| 6a | **Charles Clay (174)** | TE | Tulsa |
| | (from Green Bay in draft trade-up) | | |
| 6b | TO GREEN BAY in draft trade-up (179) | | |
| 7a | TO WASHINGTON in draft trade-up (217) | | |
| 7b | TO GREEN BAY in draft trade-up (218) | | |
| | (from Jacksonville for G Justin Smiley) | | |
| 7c | Frank Kearse (231) | DT | Alabama A&M |
| | (from Green Bay in draft trade-up) | | |

## 2011

| | | | |
|---|---|---|---|
| 7d | **Jimmy Wilson (235)** (compensatory pick from NFL) | CB | Montana |

## 2012

| | | | |
|---|---|---|---|
| 1 | **Ryan Tannehill (8)** | QB | Texas A&M |
| 2 | **Jonathan Martin (42)** | T | Stanford |
| 3a | **Olivier Vernon (72)** | DE | Miami (Fla.) |
| 3b | TO SAN DIEGO in draft trade-down (73) (from Chicago in WR Brandon Marshall trade) | | |
| 3c | **Michael Egnew (78)** (from San Diego in draft trade-down) | TE | Missouri |
| 4a | **Lamar Miller (97)** (from San Francisco in draft trade-up) | RB | Miami (Fla.) |
| 4b | TO San Francisco in draft trade-up (103) | | |
| 5a | TO TENNESSEE in draft trade-down (145) | | |
| 5b | **Josh Kaddu (155)** (from Tennessee in draft trade-down) | LB | Oregon |
| 6a | TO NEW ORLEANS in Reggie Bush trade (179) | | |
| 6b | B.J. Cunningham (183) | WR | Michigan State |
| 6c | TO SAN FRANCISCO in draft trade-up (196) (from New Orleans in Reggie Bush trade) | | |
| 7a | **Kheeston Randall (215)** | DT | Texas |
| 7b | **Rishard Matthews (227)** (from Tennessee in draft trade-down) | WR | Nevada |

## 2013

| | | | |
|---|---|---|---|
| 1a | **Dion Jordan (3)** (from Oakland in draft trade-up) | DE | Oregon |
| 1b | TO OAKLAND in draft trade-up (12) | | |
| 2a | TO OAKLAND in draft trade-up (42) | | |
| 2b | **Jamar Taylor (54)** (from Indianapolis in CB Vontae Davis trade) | CB | Boise State |
| 3a | **Dallas Thomas (77)** | G/T | Tennessee |
| 3b | TO NEW ORLEANS in draft trade down (82) (from Chicago in WR Brandon Marshall trade) | | |
| 3c | **Will Davis (93)** (from Green Bay in draft trade-up) | CB | Utah State |
| 4a | **Jelani Jenkins (104)** | LB | Florida |
| 4b | **Dion Sims (106)** (from New Orleans in draft trade-down) | TE | Michigan St. |
| 4c | TO GREEN BAY in draft trade-up (109) (from New Orleans in draft trade-down) | | |
| 4d | TO CLEVELAND in Davone Bess trade (111) | | |
| 5a | TO GREEN BAY in draft trade-up (146) | | |
| 5b | **Mike Gillislee (164)** (from Cleveland in Davone Bess trade) | RB | Florida |
| 5c | **Caleb Sturgis (166)** (compensatory pick from NFL) | K | Florida |
| 6 | TO San Francisco in 2012 draft trade-up (180) | | |
| 7a | TO Cleveland in Davone Bess trade (217) | | |
| 7b | TO GREEN BAY in draft trade-up (224) (from Dallas for G/C Ryan Cook) | | |
| 7c | **Don Jones (250)** (compensatory pick from NFL) | S | Arkansas St. |

## 2014

| | | | |
|---|---|---|---|
| 1 | **Ja'Wuan James (19)** | T | Tennessee |
| 2a | TO SAN DIEGO in draft trade down (50) | | |
| 2b | TO SAN FRANCISCO in draft trade down (57) (from San Diego in draft trade down) | | |
| 2c | **Jarvis Landry (63)** (from San Francisco in draft trade-down) | WR | Louisiana State |
| 3a | **Billy Turner (67)** (from Oakland in draft trade-up) | G | North Dakota St. |
| 3b | TO OAKLAND in draft trade-up (81) | | |
| 4a | TO OAKLAND in draft trade-up (116) | | |
| 4b | **Walt Aikens (125)** (from San Diego in draft trade-down) | CB | Liberty |

## 2014

| | | | |
|---|---|---|---|
| 5a | x-Arthur Lynch (155) | TE | Georgia |
| 5b | **Jordan Tripp (171)** (from San Francisco in draft trade-down) | LB | Montana |
| 6 | **Matt Hazel (190)** | WR | Coastal Carolina |
| 7 | **Terrence Fede (234)** | DE | Marist College |

*x-injured reserve '14*

## 2015

| | | | |
|---|---|---|---|
| 1 | **DeVante Parker (14)** | WR | Louisville |
| 2a | TO PHILADELPHIA in draft trade-down (47) | | |
| 2b | **Jordan Phillips (52)** | DT | Oklahoma |
| 3 | TO NEW ORLEANS in WR Kenny Stills trade (78) | | |
| 4 | **Jamil Douglas (114)** | G | Arizona State |
| 5a | **Bobby McCain (145)** (from Philadelphia in draft trade-down) | CB | Memphis |
| 5b | **Jay Ajayi (149)** (from Minnesota in WR Mike Wallace trade) | RB | Boise State |
| 5c | Cedric Thompson (150) | S | Minnesota |
| 5d | **Tony Lippett (156)** (from Philadelphia in draft trade-down) | CB | Michigan State |
| 6 | TO PHILADELPHIA in draft trade down (191) | | |
| 7a | TO BALTIMORE for T Bryant McKinnie (231) | | |
| 7b | TO MINNESOTA in WR Mike Wallace trade (232) (from San Francisco for T Jonathan Martin) | | |

## 2016

| | | | |
|---|---|---|---|
| 1a | TO PHILADELPHIA in Alonso/Maxwell trade (8) | | |
| 1b | **Laremy Tunsil (13)** (from Philadelphia in Alonso/Maxwell trade) | G/T | Mississippi |
| 2a | **Xavien Howard (38)** (from Baltimore in draft trade-up) | CB | Baylor |
| 2b | TO BALTIMORE in draft trade-up (42) | | |
| 3a | **Kenyan Drake (73)** | RB | Alabama |
| 3b | **Leonte Carroo (86)** (from Minnesota in draft trade-up) | WR | Rutgers |
| 4 | TO BALTIMORE in draft trade-up (107) | | |
| 5 | TO NEW ENGLAND in draft trade-down (147) | | |
| 6a | TO MINNESOTA in draft trade-up (186) | | |
| 6b | **Jakeem Grant (186)** (from Minnesota in draft trade-up) | WR | Texas Tech |
| 6c | TO MINNESOTA in draft trade-up (196) (from New England in draft trade-down) | | |
| 6d | **Jordan Lucas (204)** (from New England in draft trade-down) | CB | Penn State |
| 7a | **Brandon Doughty (223)** (from Cleveland in Jamar Taylor trade) | QB | Western Kentucky |
| 7b | TO MINNESOTA in draft trade-up (227) (from Baltimore for CB Will Davis) | | |
| 7c | **Thomas Duarte (231)** | TE | UCLA |
| 7d | TO CLEVELAND in Jamar Taylor trade (250) (from New England in draft trade-down) | | |

## 2017

| | | | |
|---|---|---|---|
| 1 | **Charles Harris (22)** | DE | Missouri |
| **2** | **x-Raekwon McMillan (54)** | **LB** | **Ohio State** |
| 3a | TO MINNESOTA in 2016 draft trade-up (86) | | |
| 3b | **Cordrea Tankersley (97)** (compensatory pick from NFL) | CB | Clemson |
| 4 | TO MINNESOTA in 2016 draft trade-up (128) | | |
| 5a | **Isaac Asiata (164)** (from Philadephia in 2017 draft trade-up) | G | Utah |
| 5b | TO PHILADELPHIA in 2017 draft trade-up (166) | | |
| 5c | **Davon Godchaux (178)** (compensatory pick from NFL) | DT | LSU |
| 5d | TO PHILADELPHIA in 2017 draft trade-up (184) (compensatory pick from NFL) | | |
| 6a | **Vincent Taylor (194)** (from Philadephia in 2017 draft trade-up) | DT | Oklahoma State |

## 2017

| | | | |
|---|---|---|---|
| 6b | TO L.A. RAMS in DT William Hayes trade (206) | | |
| 7a | TO TAMPA BAY in 2017 draft trade-down (223) (from L.A. Rams in DT William Hayes trade) | | |
| **7b** | **x-Isaiah Ford (237)** | **WR** | **Virginia Tech** |
| 7c | TO JACKSONVILLE in TE Julius Thomas trade (240) | | |

*x-injured reserve '17*

## 2018

| | | | |
|---|---|---|---|
| **1** | **Minkah Fitzpatrick (11)** | **S** | **Alabama** |
| **2** | **Mike Gesicki (42)** | **TE** | **Penn State** |
| **3** | **Jerome Baker (73)** | **LB** | **Ohio State** |
| 4a | TO L.A. RAMS in Robert Quinn trade (111) | | |
| **4b** | **Durham Smythe (123)** (from Cleveland in Jarvis Landry trade) | **TE** | **Notre Dame** |
| **4c** | **Kalen Ballage (131)** (from Philadelphia in Jay Ajayi trade) | **RB** | **Arizona State** |
| 5 | TO NEW ORLEANS in Stephone Anthony trade (147) | | |
| 6a | TO L.A. RAMS in Robert Quinn trade (183) | | |
| **6b** | **Cornell Armstrong (209)** (from L.A. Rams in Robert Quinn trade) | **CB** | **Southern Miss** |
| 7a | TO SAN FRANCISCO in Daniel Kilgore trade (223) (from Tampa Bay in 2017 draft trade-down) | | |

## 2018

| | | | |
|---|---|---|---|
| 7b | Quentin Poling (227) (from San Francisco in Kilgore trade) | LB | Ohio |
| **7c** | **Jason Sanders (229)** | **K** | **New Mexico** |

## 2019

| | | | |
|---|---|---|---|
| 1 | Christian Wilkins (13) | DT | Clemson |
| 2a | TO NEW ORLEANS in draft-day trade down (48) | | |
| 2b | TO ARIZONA in Josh Rosen trade (62) (from New Orleans in draft-day trade down) | | |
| 3 | Michael Deiter (78) | OL | Wisconsin |
| 4 | TO NEW ORLEANS in draft-day trade down (116) | | |
| 5 | Andrew Van Ginkel (151) | LB | Wisconsin |
| 6a | TO TENNESSEE in Ryan Tannehill trade (188) | | |
| 6b | Isaiah Prince (202) (from New Orleans in draft-day trade down) | T | Ohio State |
| 7a | TO DETROIT in Akeem Spence trade (229) | | |
| 7b | Chandler Cox (233) (from Tennessee in Ryan Tannehill trade) | RB | Auburn |
| 7c | Myles Gaskin (234) (from Cleveland in the Jarvis Landry trade) | RB | Washington |

# FIRST ROUND BY POSITION

| POSITION | TOP PICK | FIRST ROUND |
|---|---|---|
| Offensive Line | 13# | 11 |
| Defensive Line | 12 | 12 |
| Running Back | 8* | 7 |
| Defensive Back | 6 | 7 |
| Wide Receiver | 6* | 5 |
| Linebacker | 4## | 4 |
| Quarterback | 4* | 4 |
| Tight End | 1* | 0 |
| Kicker/Punter | 0 | 0 |

** Includes one selection in second round # Includes two selections in second round and one in third round*
*## Includes two selections in second round*

# ALL-TIME DRAFT BY POSITION

| POSITION | NO. |
|---|---|
| Offensive Line | 115 |
| Defensive Line | 100 |
| Defensive Back | 98 |
| Linebacker | 85 |
| Running Back | 83 |
| Wide Receiver | 65 |
| Tight End | 42 |
| Quarterback | 29 |
| Kicker | 9 |
| Punter | 4 |

## DOLPHINS FATHER-SON COMBINATIONS

There have been three father-son coaching tandems in Dolphins history. The most recent was offensive line coach Jeremiah Washburn, who coached alongside his father, Jim Washburn, in 2016. The elder Washburn served as senior defensive assistant/pass rush specialist in 2016. Earlier, both Dave Shula (1982-88) and Mike Shula (1991-92, 2000-02) coached under their father, Don.

In 2005, DT Randy Crowder (1974-76) and LB Channing Crowder (2005-10) became the third father-son combination to play for the Dolphins in franchise history. They joined the Barbers, which included linebacker Rudy (1968) and fullback Kantroy (1999), and the Grieses, which consisted of Bob (1967-80) and Brian (2003), both quarterbacks. The Crowders were the first father-son tandem to both be drafted by the Dolphins, as Randy was taken in the sixth round in 1974 and Channing was selected in the third round in 2005. In addition, quarterback George Wilson, Jr., played with the Dolphins in 1966 under his father, George, Sr., who was the team's head coach.

# ALL-TIME TRADES

## 1966

1/15 LB Ron Caveness to Houston for rights to QB Billy Anderson (1965 redshirt draftee of Houston)
7/3 13th (318th overall) round pick in 1967 to Buffalo for QB George Wilson, Jr.
8/30 RB Jack Spikes to Buffalo for 5th (129th overall) round pick in 1967
11/10 3rd (58th overall) and 5th (110th overall) round picks in 1967 to Denver for RB Cookie Gilchrist
11/10 DT Jerry Oliver to Denver for 12th (295th overall) round pick in 1967
11/10 8th (186th overall) round pick in 1967 to Oakland for TE Bill Cronin

## 1967

4/4 T Nick DeFelice to N.Y. Jets for C Mike Hudock
5/4 TE Bill Cronin to Denver for DT Ray Jacobs
6/27 DE Earl Faison, RB Cookie Gilchrist, G Earnie Park and QB George Wilson, Jr., to Denver for RB Abner Haynes, LB Jerry Hopkins, DE Danny La Rose and 6th (142nd overall) round pick in 1968
7/25 4th (91st overall) round pick in 1968 to Denver for LB John Bramlett
9/5 TE Dave Kocourek to Oakland for 8th (217th overall) round pick in 1968
9/26 8th (200th overall) round pick in 1968 to N.Y. Jets for QB Archie Roberts
12/3 QB Jon Brittenum to San Diego for 3rd (73rd overall) round pick in 1968
12/27 QB John Stofa to Cincinnati for 1st (27th overall) and 2nd (54th overall) round picks in 1968
12/27 QB Billy Anderson to Houston for 9th (240th overall) round pick in 1968

## 1968

8/19 LB Tom Erlandson to San Diego for 7th (174th overall) round pick in 1969
8/21 WR John Roderick to Oakland for 5th (128th overall) round pick in 1969

## 1969

3/24 LB John Bramlett, QB Kim Hammond and 5th (107th overall) round pick in 1970 to Boston for LB Nick Buoniconti
7/2 CB Mack Lamb to San Diego for G Larry Little

## 1970

1/27 1st (3rd overall) round pick in 1970 to Cleveland for WR Paul Warfield
4/13 1st (22nd overall) round pick in 1971 to Baltimore as compensation for Head Coach Don Shula
5/1 CB Dick Westmoreland to Minnesota for G Bookie Bolin
5/1 S Tom Beier to San Francisco for T/C Lance Olssen
5/18 WR Jack Clancy to Green Bay as compensation for TE Marv Fleming
8/31 8th (203rd overall) round pick in 1971 to Pittsburgh for C Bob DeMarco
9/15 5th (126th overall) round pick in 1971 to Pittsburgh for WR Willie Richardson

## 1971

9/1 2nd (51st overall) round pick in 1972 to Cleveland for LB Bob Matheson
9/8 C Carl Mauck to San Diego for DT Tony Liscio and 4th (91st overall) round pick in 1972
11/23 QB John Stofa to Denver for 7th (161st overall) round pick in 1972
11/23 10th (259th overall) round pick in 1972 to Houston for DE Russell Price

## 1972

6/7 LB Dale Farley to Buffalo for DT Jim Dunaway
6/7 1st (26th overall) round pick in 1973 to Buffalo for WR Marlin Briscoe
8/22 DT Frank Cornish to Buffalo for G/C Howard Kindig and 5th (111th overall) round pick in 1973
8/28 T Wayne Mass to New England for 7th (160th overall) round pick in 1973
9/26 C Bob DeMarco to Cleveland for 7th (178th overall) round pick in 1973
9/26 G/C Bill Griffin to New England for 7th (163rd overall) round pick in 1973

## 1973

8/10 CB Dave McCurry to Chicago for 9th (212th overall) round pick in 1974
8/22 QB Jim Del Gaizo to Green Bay for 2nd (38th overall) round pick in 1974 and 2nd (36th overall) round pick in 1975
8/27 DT Mike Kadish to Buffalo for C/G Irv Goode
8/29 K Jeff White to New Orleans for 7th (164th overall) round pick in 1974
5/10 WR Otto Stowe to Dallas for WR Ron Sellers and 2nd (47th overall) round pick in 1974
10/2 RB Hubert Ginn to Baltimore for FB Don Nottingham and 6th (136th overall) round pick in 1974

## 1974

1/25 QB Joe Theismann to Washington for 1st (17th overall) round pick in 1976
8/7 DT Larry Woods to N.Y Jets for 6th (143rd overall) round pick in 1975
8/9 WR Charley Wade to Chicago for 10th (239th overall) round pick in 1975

## 1974

8/17 RB Ed Jenkins to N.Y. Giants for 14th (338th overall) round pick in 1975
8/21 G/C Howard Kindig to Washington for 10th (256th overall) round pick in 1975
8/28 6th (143rd overall) round pick in 1975 to N.Y. Jets for T John Mooring
9/10 WR Bo Rather to Chicago for 3rd (71st overall) round pick in 1977

## 1975

1/28 CB Henry Stuckey to N.Y. Giants for 5th (106th overall) round pick in 1975
1/30 Rights to DE Karl Lorch to Washington for 10th (281st overall) round pick in 1976
5/6 WR Marlin Briscoe and RB Hubert Ginn to St. Louis for RB Donny Anderson and compensation for TE Jim McFarland
7/9 4th (111th overall) round pick in 1976 to Philadelphia for FB Norm Bulaich
7/23 LB Bruce Bannon to San Diego for DE Pete Lazetich
9/7 LB Larry Ball and 5th (145th overall) round pick in 1976 to Detroit for 4th (96th overall) round pick in 1976
9/9 WR Mel Baker to New Orleans for 7th (185th overall) round pick in 1976

## 1976

4/6 LB Rodrigo Barnes to St. Louis for 12th (341st overall) round pick in 1976
4/6 Compensation for signing FB Larry Csonka to N.Y. Giants for 3rd (64th overall) round pick in 1978 and 3rd (63rd overall) round pick in 1979
4/8 Compensation for signing WR Paul Warfield to Cleveland for 4th (93rd overall) and 7th (178th overall) round picks in 1978
4/10 Compensation for signing RB Jim Kiick to Denver for 12th (333rd overall) round pick in 1978 and 8th (215th overall) round pick in 1979
8/24 RB Mercury Morris to San Diego for a 3rd (71st overall) round pick in 1977
8/24 S Jake Scott and 4th (97th overall) round pick in 1977 to Washington for S Bryant Salter
9/2 6th (153rd overall) round pick in 1977 to N.Y. Giants for LB Andy Selfridge
9/21 3rd (70th overall) round pick in 1977 to Houston for CB Ken Ellis

## 1977

1/21 Rights to LB Ray Nettles to Tampa Bay for 5th (113th overall) round pick in 1977
2/7 6th round pick in 1977 to Tampa Bay for WR Barry Smith and T Randy Young
7/20 11th (310st overall) round pick in 1978 to Seattle for DT Carl Barisich
8/8 T Darryl Carlton to Tampa Bay for T Mike Current and 5th (133rd overall) round pick in 1978
8/30 5th round pick (133rd overall) in 1978 to Tampa Bay for T Steve Young
9/5 CB Jeris White to Tampa Bay for 5th (111th overall) round pick in 1978

## 1978

4/17 S Vern Roberson, WR Freddie Solomon and 1st (24th overall) and 5th (133rd overall) round picks in 1978 to San Francisco for RB Delvin Williams
5/11 TE Jim Mandich to Washington for 8th (206th overall) round pick in 1979 and 8th (214th overall) round pick in 1980
7/5 8th (217th overall) round pick in 1979 to Tampa Bay for DE Council Rudolph
8/28 T Karl Baldischwiler to Detroit for 10th (258th overall) round pick in 1979
10/10 RB Benny Malone and 5th (132nd overall) round pick in 1980 to Washington for FB Jim Braxton and 3rd (80th overall) round pick in 1979

## 1979

3/22 3rd (80th overall) round pick in 1979 to Oakland for S Neal Colzie
4/18 3rd (79th overall) round pick in 1979 to Atlanta for LB Ralph Ortega
8/21 DE Randy Crowder to Tampa Bay for 3rd (61st overall) pick in 1979
8/21 CB Charles Cornelius to San Francisco for 11th (297th overall) round pick in 1980
8/27 FB Leroy Harris to Philadelphia for 5th (138th overall) round pick in 1981

## 1980

8/25 RB Gary Davis and CB Norris Thomas to Tampa Bay for FB Jimmy DuBose and 2nd (44th overall) round pick in 1981
8/28 QB Guy Benjamin to New Orleans for 4th (84th overall) round pick in 1981
9/24 C Jim Langer to Minnesota for 6th (154th overall) round pick in 1981 and 5th (120th overall) round pick in 1982

## 1981

4/28 2nd (43rd overall) and 3rd (69th overall) round picks in 1981 and 2nd (44th overall) round pick in 1982 to Los Angeles for LB Bob Brudzinski and 2nd (56th overall) round pick in 1981
7/13 LB Steve Towle to Detroit for 9th (239th overall) round pick in 1982
7/22 4th (111th overall) round pick in 1983 to Los Angeles for RB Eddie Hill
8/18 FB Steve Howell to Philadelphia for 10th (271st overall) round pick in 1982
8/31 P George Roberts to San Diego for 6th (161st overall) round pick in 1982

## 1982

None

## 1983

4/26 3rd (81st overall) and 5th (139th overall) round picks in 1983 to Houston for 3rd (76th overall) round pick in 1983
8/15 5th (139th overall) round pick in 1985 to Denver for LB Larry Evans
8/29 P Tom Orosz to San Francisco for 12th (333rd overall) round pick in 1984

## 1984

2/21 QB David Woodley to Pittsburgh for 3rd (79th overall) round pick in 1984
3/6 C Mark Dennard to Philadelphia for 3rd (65th overall) round pick in 1985
3/27 WR Duriel Harris to Cleveland for 4th (91st overall) round pick in 1985
5/1 1st (26th overall) round pick and 3rd (79th and 84th overall) round picks in 1984 to Buffalo for 1st (14th overall) round pick in 1984
8/27 CB Gerald Small to Atlanta for T Ronnie Lee and 6th (145th overall) round pick in 1985
9/22 2nd (55th overall) round pick in 1985 to San Diego for FB Pete Johnson

## 1985

5/7 Conditional pick in 1986 to Cincinnati for QB Bryan Clark
8/15 Rights to WR Anthony Carter to Minnesota for LB Robin Sendlein and 2nd (40th overall) round pick in 1986
10/9 1st (25th overall) and 2nd (40th overall) round picks in 1986 to Tampa Bay for LB Hugh Green

## 1986

None

## 1987

4/28 1st (14th overall) round pick in 1987 to Minnesota for 1st (16th overall) and 5th (128th overall) round picks in 1987
4/28 3rd (70th overall) and 5th (156th overall) round picks in 1987 to St. Louis for 2nd (56th overall) round pick in 1987
4/28 5th (128th overall) round pick in 1987 to Kansas City for 5th (132nd overall) and 8th (212nd overall) round picks in 1987
8/20 G/C Larry Lee to Denver for 8th (220th overall) round pick in 1988
10/20 T Greg Koch to Minnesota for 6th (156th overall) round pick in 1988 and 10th (275th overall) round pick in 1989

## 1988

None

## 1989

4/23 2nd (36th overall) and 3rd (65th overall) round picks in 1989 to Chicago for 1st round pick (25th overall) in 1989
8/6 5th (120th overall) round pick in 1990 to Dallas for QB Scott Secules

## 1990

4/22 10th (262nd overall) round pick in 1990 and 4th (103rd overall) round pick in 1991 to Washington for 5th (137th overall) round pick in 1990
4/23 7th (178th overall) round pick in 1990 to Cleveland for 5th (113th overall) round pick in 1991
4/23 11th (289th overall) round pick in 1990 and 2nd (60th overall) round pick in 1991 to San Francisco for CB Tim McKyer
9/3 12th (331st overall) round pick in 1991 to Atlanta for NT Shawn Lee

## 1991

1/31 LB Eric Kumerow to Chicago for CB Vestee Jackson
4/1 3rd (79th overall) round pick in 1991 to Houston for LB John Grimsley
4/21 CB Tim McKyer to Atlanta for 3rd (60th overall) and 12th (331st overall) round picks in 1991
4/22 5th (135th overall) and 6th (163rd overall) round picks in 1991 to Green Bay for 5th (121st overall) in 1991
9/3 WR Randal Hill to Phoenix for 1st (seventh overall) round pick in 1992

## 1992

4/27 7th (182nd overall) round pick in 1992 to Atlanta for 7th (185th overall) and 12th (328th overall) round picks in 1992
4/27 7th (185th overall) round pick in 1992 to L.A. Raiders for 7th (191st overall) and 11th (296th overall) round picks in 1992
5/26 RB Sammie Smith to Denver for RB Bobby Humphrey

## 1993

4/1 2nd (52nd overall) round pick in 1993 and 3rd (88th overall) round pick in 1994 to New England for WR Irving Fryar
7/13 G Gene Williams to Cleveland for 4th (110th overall) round pick in 1994

## 1994

3/24 WR Tony Martin to San Diego for 4th (113th overall) round pick in 1994
4/24 1st (16th overall) round pick in 1994 to Green Bay for 1st (20th overall) and 3rd (89th overall) round picks in 1994
4/24 3rd (89th overall), 4th (115th overall) and 4th (121st overall) round picks in 1994 to Arizona for 2nd (65th overall) round pick in 1994

## 1995

3/21 WR Mark Ingram to Green Bay for 4th (116th overall) round pick in 1995
3/29 TE Keith Jackson and 4th (116th overall) round pick to Green Bay for 2nd (53rd overall) round pick in 1995
4/3 CB Terrell Buckley from Green Bay for past considerations
4/4 2nd (56th overall) round pick and 3rd (87th overall) round pick in 1995 to Chicago for DE Trace Armstrong
8/27 TE Pete Mitchell to Jacksonville for WR Mike Williams

## 1996

3/21 WR Mark Ingram to Green Bay for 4th (116th overall) round pick in 1995
3/29 TE Keith Jackson and 4th (116th overall) round pick to Green Bay for 2nd (53rd overall) round pick in 1995
4/3 CB Terrell Buckley from Green Bay for past considerations
4/4 2nd (56th overall) round pick and 3rd (87th overall) round pick in 1995 to Chicago for DE Trace Armstrong
8/27 TE Pete Mitchell to Jacksonville for WR Mike Williams

## 1997

4/20 4th (112th overall) round pick in 1997 to St. Louis for 4th (121st overall) and 6th (170th and 173rd overall) round picks in 1997
4/20 4th (123rd overall) round pick in 1997 to Oakland for 5th (157th overall), 6th (166th overall) and 7th (203rd overall) round picks in 1997
8/24 Conditional draft choice in 1998 to Green Bay for WR Qadry Ismail

## 1998

4/16 1st (23rd overall) round pick in 2000 to Carolina for 2nd (44th overall) round pick in 1998
4/18 1st (19th overall) round pick in 1998 to Green Bay for 1st (29th overall) and 2nd (60th overall) round picks in 1998
4/18 2nd (60th overall) round pick in 1998 to Detroit for 3rd (79th overall), 5th (143rd overall) and 6th (172nd overall) round picks in 1998
4/19 4th (112th overall) and 5th (142nd overall) round picks in 1998 to Philadelphia for 4th (102nd overall) round pick in 1998

## 1999

2/12 7th (231st overall) round pick in 1999 to N.Y. Giants for RB Tyrone Wheatley
3/1 5th (157th overall) round pick in 1999 to San Francisco for G Kevin Gogan
4/17 1st (24th overall) round pick in 1999 to San Francisco for 1st (27th overall) and 5th (134th overall) round picks in 1999
4/17 1st (27th overall) round pick in 1999 to Detroit for 2nd (39th overall), 3rd (70th overall) and 5th (142nd overall) round picks in 1999
4/17 2nd (54th overall) and 3rd (84th overall) round picks in 1999 and 6th round pick (188th overall) in 2000 to Kansas City for 2nd (43rd overall) round pick in 1999
4/17 3rd (70th overall) round pick in 1999 to Detroit for 3rd (72nd overall) and 7th (232nd overall) round picks in 1999
9/4 DT Barron Tanner to Washington for a 6th (177th overall) round draft pick
9/6 7th (230th overall) round pick in 2000 to San Francisco for QB Jim Druckenmiller
9/21 RB John Avery to Denver for WR Marcus Nash
10/19 RB Karim Abdul-Jabbar to Cleveland for 6th (167th overall) round pick in 2000

## 2000

3/9 7th (224th overall) round pick in 2001 to Washington for P Matt Turk
4/16 P Brent Bartholomew to Chicago for 7th (232nd overall) round pick in 2000 and 7th (208th overall) round pick in 2001
8/22 WR Nate Jacquet to San Diego for 6th (164th overall) round pick in 2001
8/22 7th (237th overall) round pick in 2002 to Dallas for WR Jeff Ogden
10/2 7th (208th overall) round pick in 2001 to Chicago for TE Alonzo Mayes

## 2001

4/21 2nd (56th overall) and 4th (122nd overall) round picks in 2001 to Dallas for 2nd (52nd overall) round pick in 2001
4/21 2nd (59th overall) round pick in 2002 to Philadelphia for 3rd (88th overall) and 6th (187th overall) round picks in 2001
8/22 6th (199th overall) round pick in 2002 and 6th (191st overall) round pick in 2003 to Chicago for QB Cade McNown and 7th (241st overall) round pick in 2002

## 2002

3/8 1st (25th overall) and 4th (125th overall) round picks in 2002 and 1st (18th overall) round pick in 2003 to New Orleans for RB Ricky Williams and 4th (114th overall) round pick in 2002
3/12 RB J.J. Johnson to Cleveland for conditional 7th round pick in 2004
6/13 QB Cade McNown to San Francisco for conditional 7th round pick in 2003
7/19 DE Al Wallace and 4th (119th overall) round pick in 2003 to Carolina for DE Jay Williams
8/20 T Cornell Green to Tampa Bay for 7th (247th overall) round pick in 2003
8/22 7th (232nd overall) round pick in 2003 to Washington for QB Sage Rosenfels

## 2003

4/16 5th (154th overall) round pick in 2004 to San Diego for LB Junior Seau
4/25 2nd round pick in 2004 to New England for 3rd (78th overall) round pick in 2003
4/27 7th (226th and 247th overall) round picks in 2003 to Carolina for 6th (181st overall) round pick in 2003

## 2003

5/27 LB Derrick Rodgers to New Orleans for a 7th (219th overall) round pick in 2004
8/25 S Scott McGarrahan to Green Bay for conditional 7th round draft choice in 2006

## 2004

3/3 2nd (35th overall) round pick in 2005 to Philadelphia for QB A.J. Feeley
3/18 CB Jamar Fletcher and a 6th (177th overall) round pick in 2005 to San Diego for WR David Boston
4/24 1st (20th overall) and 4th (119th overall) round picks in 2004 to Minnesota for 1st (19th overall) round pick in 2004
4/24 3rd (87th overall) round pick to Green Bay for 4th (102nd overall) and 5th (153rd overall) picks in 2004
4/25 5th (153rd overall) round pick in 2004 to Baltimore for 5th (160th overall) and 7th (222nd overall) picks in 2004
4/25 6th (186th overall) and 7th (219th overall) round picks in 2004 to Atlanta for 6th (174th overall) round pick in 2004
8/23 DE Adewale Ogunleye to Chicago for WR Marty Booker and a 3rd (70th overall) round pick in 2005
9/5 G Brad Bedell to Green Bay for a 7th (212th overall) round pick in 2006
9/9 3rd (66th overall) round pick in 2005 to St. Louis for RB Lamar Gordon

## 2005

4/23 CB Patrick Surtain and a 5th (138th overall) round pick in 2005 to Kansas City for 2nd (46th overall) and 5th (162nd overall) round picks in 2005
8/4 DE Ronald Flemons to Seattle for CB Kris Richard
8/29 LB Brendon Ayanbadejo to Chicago for TE John Owens and a 7th (233rd overall) round pick in 2006
10/11 RB Jesse Chatman to New Orleans for a conditional draft choice.
10/18 QB A.J. Feeley and a 6th (188th overall) round pick in 2006 to San Diego for QB Cleo Lemon

## 2006

3/15 2nd (51st overall) round pick in 2006 to Minnesota for QB Daunte Culpepper
5/12 5th (145th overall) round pick in 2007 Detroit for QB Joey Harrington

## 2007

3/5 WR Wes Welker to New England for 2nd (60th overall) and 7th (238th overall) round picks in 2007
4/3 K Olindo Mare to New Orleans for a 6th (199th overall) round pick in 2007
6/6 5th (136th overall) round pick in 2008 to Kansas City for QB Trent Green
10/16 WR Chris Chambers to San Diego for a 2nd (57th overall) round pick in 2008

## 2008

2/29 6th (167th overall) round pick in 2008 and a 6th (197th overall) round pick in 2009 to Dallas for DT Jason Ferguson and a 6th (195th overall) round pick in 2008
4/26 4th (100th overall) round pick in 2008 to Dallas for LB Akin Ayodele and TE Anthony Fasano
4/26 RB Lorenzo Booker to Philadelphia for a 4th (115th overall) round pick in 2008
4/27 3rd (64th overall) round pick in 2008 to Detroit for 3rd (66th overall) and 6th (176th overall) round picks in 2008
4/27 4th (115th overall) and 7th (208th overall) round picks in 2008 to Chicago for 4th (110th overall) round pick in 2008
7/20 DE Jason Taylor to Washington for 2nd (44th overall) round pick in 2009 and 7th (174) round pick in 2010
8/20 CB Travis Daniels to Cleveland for 7th (214th overall) round pick in 2009
8/29 QB Josh McCown to Carolina for 7th (237th overall) round pick in 2009

## 2009

3/20 7th (232nd overall) round pick in 2009 to Jacksonville for DE Tony McDaniel
3/23 C Samson Satele and 4th (126th overall) round pick in 2009 for 4th (108th overall) and 6th (181st overall) round picks in 2009
4/25 2nd (56th overall) round pick in 2009 to Indianapolis for 2nd (61st overall) and 5th (165th overall) round picks
4/25 7th (237th overall) round pick in 2009 to Kansas City for 7th (212th overall) round pick in 2010
8/23 G Andy Alleman and G Ike Ndukwe to Kansas City for 6th (173rd overall) round pick in 2010
9/29 5th (142nd overall) round pick in 2010 to Kansas City for QB Tyler Thigpen

## 2010

4/14 2nd (43rd overall) round pick in 2010 and 2nd (46th overall) round pick in 2011 to Denver for WR Brandon Marshall
4/16 WR Ted Ginn, Jr. to San Francisco for 5th (145th overall) round pick in 2010
4/22 1st (12th overall), 4th (110th overall) and 6th (173rd overall) round picks to San Diego for 1st (28th overall), 2nd (40th overall), 4th (126th overall) round picks in 2010 and LB Tim Dobbins
4/24 4th (126th overall) and 6th (179th overall) round picks in 2010 to Dallas for 4th (119th overall) round pick in 2010
4/24 6th (174th overall) and 7th (219th overall) round picks in 2010 to Washington for 5th (163rd overall) round pick in 2010
5/25 G Justin Smiley to Jacksonville for a 7th (218th overall) round pick in 2011
8/26 WR Greg Camarillo to Minnesota for CB Benny Sapp
9/4 Conditional draft choice in 2011 to Dallas for G/T Pat McQuistan

## 2011

4/29 3rd (79th overall), 5th (146th overall) and 7th (217th overall) round picks in 2011 to Washington for 2nd (62nd overall) round pick in 2011

## 2011

4/30 6th (179th overall) and 7th (218th overall) round picks in 2011 to Green Bay for 6th (174th overall) and 7th (231st overall) round picks in 2011

7/29 S Jonathon Amaya and 6th (179th overall) round pick in 2012 to New Orleans for RB Reggie Bush and 6th (196th overall) round pick in 2012

## 2012

3/13 WR Brandon Marshall to Chicago for 3rd (73rd overall) round pick in 2012 and 3rd round pick (82nd overall) in 2013

4/27 3rd (73rd overall) round pick in 2012 to San Diego for 3rd (78th overall) and 6th (183rd overall) round picks in 2012

4/28 4th (103rd overall) and 6th (196th overall) round picks in 2012 and 6th round pick in 2013 to San Francisco for 4th (97th overall) round pick in 2012

4/28 5th (145th overall) round pick in 2012 to Tennessee for 5th (155th overall) and 7th (227th overall) round picks in 2012

8/26 CB Vontae Davis to Indianapolis for 2nd (54th overall) and conditional round picks in 2013

8/31 G/C Ryan Cook to Dallas for 6th (224th overall) round pick in 2013

## 2013

4/25 1st (12th overall) and 2nd (42nd overall) round picks in 2013 to Oakland for 1st (3rd overall) round pick in 2013

4/26 WR Davone Bess, 4th (111th overall) and 7th (217th overall) round picks in 2013 to Cleveland for 4th (104th overall) and 5th (164th overall) round picks in 2013

4/26 3rd (82nd overall) round pick in 2013 to New Orleans for 4th (106th and 109th overall) round picks in 2013

4/26 4th (109th and 146th overall) and 7th (224th overall) round picks to Green Bay for 3rd (93rd overall)

10/22 7th (232nd overall) round pick in 2015 to Baltimore for T Bryant Mckinnie

## 2014

4/25 T Jonathan Martin to San Francisco for 7th (231st overall) round pick in 2015

5/9 2nd (50th overall) round pick in 2014 to San Diego for 2nd (57th overall) and 4th (125th overall) round picks in 2014

5/9 2nd (57th overall) round pick in 2014 to San Francisco for 2nd (63rd overall) and 5th (171st overall) round picks in 2014

5/9 3rd (81st overall) and 4th (116th overall) round picks in 2014 to Oakland for 3rd (67th overall) round pick in 2014

## 2015

3/13 WR Mike Wallace and 7th (232nd overall) round pick in 2015 to Minnesota for 5th (149th overall) round pick in 2015

3/13 LB Dannell Ellerbe and 3rd (78th overall) round pick in 2015 to New Orleans for WR Kenny Stills

5/1 2nd (47th overall) and 6th (191st overall) round picks in 2015 to Philadelphia for 2nd (52nd overall) and 5th (145th and 156th) round picks in 2015

9/21 CB Will Davis to Baltimore for 7th (231st overall) round pick in 2016

## 2016

3/9 1st (8th overall) round pick in 2016 to Philadelphia for LB Kiko Alonso, CB Byron Maxwell and 1st (13th overall) round pick in 2016

4/29 2nd (42nd overall) and 4th (107th overall) round picks in 2016 to Baltimore for 2nd (38th overall) round pick in 2016

4/29 6th (186th overall) round pick in 2016 and 3rd and 4th round picks in 2017 to Minnesota for 3rd (86th overall) round pick in 2016

4/30 5th (147th overall) round pick in 2016 to New England for 6th (196th and 204th) and 7th (250th overall) round picks in 2016

4/30 6th (196th overall) and 7th (227th overall) round picks in 2016 to Minnesota for 6th (186th overall) round pick in 2016

4/30 CB Jamar Taylor and 7th (250th overall) round pick in 2016 to Cleveland for 7th (227th overall) round pick in 2016

## 2017

3/9 7th (240th overall) round pick in 2017 to Jacksonville for TE Julius Thomas

3/9 T Branden Albert to Jacksonville for 7th round pick in 2018

3/10 6th (206th overall) round pick in 2017 to L.A. Rams for DE William Hayes and 7th (223rd overall) round pick in 2017

4/29 5th (166th and 184th overall) round picks in 2017 to Philadelphia for 5th (164th overall) and 6th (194th overall) round picks in 2017

4/29 7th (223rd overall) round pick in 2017 to Tampa Bay for 7th (237th overall) round pick in 2017 and 7th round pick (223rd overall) in 2018

9/19 5th (147th overall) round pick in 2018 to New Orleans for LB Stephone Anthony

10/31 RB Jay Ajayi to Philadelphia for 4th (131st overall) round pick in 2018

## 2018

3/14 WR Jarvis Landry to Cleveland for 4th (123rd overall) round pick in 2018 and 7th round pick in 2019

3/14 4th (111th overall) and 6th (183rd overall) round picks in 2018 to L.A. Rams for DE Robert Quinn and 6th (209th overall) round pick in 2018

3/15 7th (223rd overall) round pick to San Francisco for C Daniel Kilgore and 7th (227th overall) round pick in 2018

5/3 Conditional 7th round pick in 2019 to Detroit for DT Akeem Spence

8/31 CB/S Jordan Lucas to Kansas City for an undisclosed draft pick.

## 2019

3/15 QB Ryan Tannehill and 6th (188th overall) round pick in 2019 to Tennessee for 7th (233rd overall) round pick in 2019 and 4th round pick in 2020.

3/29 DE Robert Quinn to Dallas for 6th round pick in 2020.

4/26 2nd (48th overall) round pick in 2019 and 4th (116th overall) round pick in 2019 to New Orleans for 2nd (62nd overall) round pick in 2019, 6th (202nd) round pick in 2019 and 2nd round pick in 2020.

4/26 2nd (62nd overall) round pick in 2019 and 5th round pick in 2020 to Arizona for QB Josh Rosen.

# PLAN B FREE AGENCY

## 1989

**PLAYERS LEFT UNPROTECTED (25):**

FB Woody Bennett, S Glenn Blackwood, S Bud Brown, LB Bob Brudzinski, FB Tony Burse, G/C Chris Conlin, RB Joe Cribbs, LB Tony Furjanic, T Jon Giesler, LB Hugh Green, TE Bruce Hardy, S Liffort Hobley, QB Ron Jaworski, TE Dan Johnson, LB Larry Kolic, NT Mike Lambrecht, CB Don McNeal, LB Scott Nicolas, CB Bruce Plummer, DE Chris Scott, LB Jackie Shipp, FB Chad Stark, C Dwight Stephenson, WR Jimmy Teal and CB Reyna Thompson.

**PLAYERS SIGNED (11):**

**LB Dave Ahrens** – signed on March 23
**LB Greg Clark** – signed on March 15 (from Chicago)
S Steve Gage – signed on February 13 (from Washington)
**CB Ernest Gibson** – signed on February 16 (from New England)
**LB E.J. Junior** – signed on February 25 (from Phoenix)
**FB Marc Logan** – signed on February 16 (from Cincinnati)
TE Jeff Markland – signed on April 1 (from Pittsburgh)
QB Brent Pease – signed on March 20 (from Houston)
RB Eric Starr – signed on March 31 (from Chicago)
DE Don Thorp – signed on April 1 (from Kansas City)
CB Bobby Watkins – signed on March 30 (from Detroit)

**PLAYERS LOST (6):**

FB Tony Burse – signed on April 1 (by Seattle)
**QB Ron Jaworski** – signed on April 1 (by Kansas City)
NT Mike Lambrecht – signed on March 15 (by N.Y. Giants)
CB Bruce Plummer – signed on March 31 (by Indianapolis)
**LB Jackie Shipp** – signed on March 21 (by L.A. Raiders)
**CB Reyna Thompson** – signed on March 30 (by N.Y Giants)

## 1990

**PLAYERS LEFT UNPROTECTED (19):**

LB Dave Ahrens, LB Dana Batiste, FB Tom Brown, LB Bob Brudzinski, T Louis Cheek, LB Greg Clark, DE Jackie Cline, CB Ernest Gibson, T Jon Giesler, LB Hugh Green, RB Lorenzo Hampton, TE Bruce Hardy, G Greg Johnson, CB William Judson, LB Barry Krauss, T Ronnie Lee, CB Don McNeal, QB Cliff Stoudt and G Tom Toth.

**PLAYERS SIGNED (9):**

CB Donnie Elder – signed on March 29 (from Tampa Bay)
**CB Kerry Glenn** – signed on March 30 (from N.Y. Jets)
LB Stacy Harvey – signed on April 1 (from Kansas City)
**RB Mark Higgs** – signed on March 31 (from Philadelphia)
**S Stevon Moore** – signed on March 31 (from N.Y. Jets)
**LB Cliff Odom** – signed on March 27 (from Indianapolis)
**FB Tony Paige** – signed on March 12 (from Detroit)
**LB Mike Reichenbach** – signed on March 30 (from Philadelphia)
**DE Karl Wilson** – signed on March 26 (from Phoenix)

**PLAYERS LOST (11):**

**LB Dave Ahrens** – signed on March 9 (by Seattle)
FB Tom Brown – signed on March 29 (by Washington)
**T Louis Cheek** – signed on March 29 (by Dallas)
LB Greg Clark – signed on April 1 (by Green Bay)
DE Jackie Cline – signed on March 29 (by Atlanta)
CB Ernest Gibson – signed on March 29 (by New England)
RB Lorenzo Hampton – signed on March 23 (by Denver)
G Greg Johnson – signed on March 3 (by Dallas)
CB William Judson – signed on March 29 (by Detroit)

**PLAYERS LOST (11):**

T Ronnie Lee – signed on March 1 (by Atlanta)
**G Tom Toth** – signed on March 28 (by San Diego)

## 1991

**PLAYERS LEFT UNPROTECTED (24):**

S Stefon Adams, TE Greg Baty, DE John Bosa, WR Andre Brown, G Roy Foster, LB Rick Graf, S African Grant, RB Mark Higgs, S Liffort Hobley, WR Jim Jensen, LB E.J. Junior, TE Brian Kinchen, LB Barry Krauss, CB Paul Lankford, FB Garrett Limbrick, CB Michael McGruder, LB Cliff Odom, WR James Pruitt, LB Mike Reichenbach, WR Scott Schwedes, RB Troy Stradford, CB Rodney Thomas, CB Sean Vanhorse and DE Karl Wilson.

**PLAYERS SIGNED (5):**

**LB Ned Bolcar** – signed on March 26 (from Seattle)
**LB Louis Cooper** – signed on April 1 (from Kansas City)
DE Terry Price – signed on March 11 (from Chicago)
TE Eric Sievers – signed on March 18 (from New England)
RB Don Smith – signed on April 1 (from Buffalo)

**PLAYERS LOST (10):**

S Stefon Adams – signed on April 1 (by L.A. Raiders)
DE John Bosa – signed on March 15 (by N.Y. Jets)
**G Roy Foster** – signed on March 18 (by San Francisco)
**LB Rick Graf** – signed on March 21 (by Houston)
TE Brian Kinchen – signed on April 1 (by Green Bay)
WR James Pruitt – signed on March 31 (by Minnesota)
**RB Troy Stradford** – signed on April 1 (by Kansas City)
CB Rodney Thomas – signed on March 21 (by L.A. Rams)
CB Sean Vanhorse – signed on March 20 (by Detroit)
**DE Karl Wilson** – signed on March 5 (by L.A. Rams)

## 1992

**PLAYERS LEFT UNPROTECTED (25):**

WR Fred Banks, TE Greg Baty, LB Louis Cooper, DE Donnie Gardner, CB Kerry Glenn, LB Hugh Green, LB John Grimsley, S Liffort Hobley, S Mike Iaquaniello, WR Jim Jensen, LB E.J. Junior, NT Chuck Klingbeil, CB Paul Lankford, FB Garrett Limbrick, RB Marc Logan, CB Bruce McNorton, S Stevon Moore, LB Cliff Odom, T James Parrish, DE Terry Price, CB Pat Ray, LB Mike Reichenbach, RB Don Smith, DE Pat Swoopes and WR Mike Williams.

**PLAYERS SIGNED (6):**

**CB Bruce Alexander** – signed on March 26 (from Detroit)
**WR Robert Clark** – signed on March 19 (from Detroit)
DE Tim Downing – signed on February 28 (from N.Y. Giants)
LB Brian Jones – signed on April 1 (from Indianapolis)
NT Gerald Nichols – signed on March 31 (from Tampa Bay)
**FB James Saxon** – signed on March 17 (from Kansas City)

**PLAYERS LOST (6):**

DE Donnie Gardner – signed on March 3 (by N.Y. Jets)
**RB Marc Logan** – signed on April 1 (by San Francisco)
**S Stevon Moore** – signed on March 25 (by Cleveland)
T James Parrish – signed on February 21 (by San Diego)
DE Terry Price – signed on April 1 (by San Diego)
LB Mike Reichenbach – signed on April 1 (by San Francisco)

**bold indicates made active roster*

# UNRESTRICTED FREE AGENCY

## 1992

**PLAYERS SIGNED (1):**

**TE Keith Jackson** – signed on September 29 (from Philadelphia)

## 1993

**PLAYERS SIGNED (4):**

**FB Keith Byars** – signed on July 15 (from Philadelphia)
**DT Mike Golic** – signed on June 8 (from Philadelphia)
**T Ron Heller** – signed on April 20 (from Philadelphia)
**WR Mark Ingram** – signed on March 18 (from N.Y. Giants)

**PLAYERS LOST (4):**

**WR Mark Clayton** – signed on June 4 (by Green Bay)
**TE Ferrell Edmunds** – signed on March 12 (by Seattle)
**G Harry Galbreath** – signed on March 23 (by Green Bay)
**QB Scott Secules** – signed on March 22 (by New England)


## 1993

**PLAYERS SIGNED (4):**

**FB Keith Byars** – signed on July 15 (from Philadelphia)
**DT Mike Golic** – signed on June 8 (from Philadelphia)
**T Ron Heller** – signed on April 20 (from Philadelphia)
**WR Mark Ingram** – signed on March 18 (from N.Y. Giants)

**PLAYERS LOST (4):**

**WR Mark Clayton** – signed on June 4 (by Green Bay)
**TE Ferrell Edmunds** – signed on March 12 (by Seattle)
**G Harry Galbreath** – signed on March 23 (by Green Bay)
**QB Scott Secules** – signed on March 22 (by New England)


## 1994

**PLAYERS SIGNED (5):**

**P Jim Arnold** – signed on April 25 (from Detroit)
**S Gene Atkins** – signed on February 18 (from New Orleans)
**CB Tyrone Braxton** – signed on May 13 (from Denver)
**QB Bernie Kosar** – signed on April 13 (from Dallas)
**S Michael Stewart** – signed on March 9 (from L.A. Rams)

**PLAYERS LOST (5):**

**DE David Griggs** – signed on March 24 (by San Diego)
**DE Jeff Hunter** – signed on April 25 (by Tampa Bay)
**QB Scott Mitchell** – signed on March 6 (by Detroit)
**S Louis Oliver** – signed on March 15 (by Cincinnati)
**C Jeff Uhlenhake** – signed on April 23 (by New Orleans)

## 1995

**PLAYERS SIGNED (4):**

**TE Eric Green** – signed on March 10 (from Pittsburgh)
**WR Randal Hill** – signed on March 7 (from Arizona)
**QB Dan McGwire** – signed on April 24 (from Seattle)

**PLAYERS LOST (6):**

**RB Aaron Craver** – signed on March 10 (by Denver)
**C Jeff Dellenbach** – signed on March 8 (by New England)
RB Cleveland Gary – signed on May 8 (by St. Louis)
**S Chris Green** – signed on June 5 (by Buffalo)
RB James Saxon – signed on June 19 (by Kansas City)
**DT Craig Veasey** – signed on June 2 (by Houston)

## 1996

**PLAYERS SIGNED (6):**

**CB Robert Bailey** – signed on March 7 (from Dallas)
WR Fred Barnett – signed on March 12 (from Philadelphia)
**QB Mike Buck** – signed on April 11 (from Arizona)
**C Cal Dixon** – signed on April 16 (from N.Y. Jets)
**WR Charles Jordan** – signed on March 13 (from Green Bay)

## 1996

**PLAYERS SIGNED (6):**

**DE Daniel Stubbs** – signed on April 4 (from Philadelphia)

**PLAYERS LOST (4):**

**DE Marco Coleman** – signed on March 7 (by San Diego)
**LB Bryan Cox** – signed on February 22 (by Chicago)
**WR Irving Fryar** – signed on March 19 (by Philadelphia)
**CB Troy Vincent** – signed on March 2 (by Philadelphia)

## 1997

**PLAYERS SIGNED (4):**

WR Lawrence Dawsey – signed on March 24 (from N.Y. Giants)
**S Corey Harris** – signed on March 17 (from Seattle)
TE Walter Reeves – signed on March 21 (from San Diego)
**S George Teague** – signed on March 20 (from Dallas)

**PLAYERS LOST (1):**

**WR Randal Hill** – signed on May 28 (by New Orleans)

## 1998

**PLAYERS SIGNED (2):**

**G Kevin Donnalley** – signed on February 17 (from Tennessee)
**S Brock Marion** – signed on March 3 (from Dallas)

**PLAYERS LOST (3):**

**WR Qadry Ismail** – signed on March 3 (by New Orleans)
**G Everett McIver** – signed on February 23 (by Dallas)
**FB Roosevelt Potts** – signed on February 26 (by Baltimore)

## 1999

**PLAYERS SIGNED (4):**

**TE Hunter Goodwin** – signed to offer sheet as a restricted free agent on April 8 (Minnesota declined to match offer sheet on April 9)
**CB Greg Jeffries** – signed on February 18 (from Detroit)
**DE Rich Owens** – signed on March 16 (from Washington)
FB Roosevelt Potts – signed on April 1 (from Baltimore)

**PLAYERS LOST (2):**

**TE Frank Wainright** – signed on February 26 (by Baltimore)
P Klaus Wilmsmeyer – signed on April 1 (by Carolina)

## 2000

**PLAYERS SIGNED (4):**

**QB Jay Fiedler** – signed on February 17 (from Jacksonville)
**LB Scott Galyon** – signed on February 29 (from N.Y. Giants)
**G Heath Irwin** – signed on February 29 (from New England)
**S Brian Walker** – signed on February 16 (from Seattle)

**PLAYERS LOST (3):**

P Tom Hutton – signed on May 16 (by Green Bay)
**FB Stanley Pritchett** – signed on March 14 (by Philadelphia)
**S Shawn Wooden** – signed on March 10 (by Chicago)

## 2001

**PLAYERS SIGNED (6):**

**CB Terry Cousin** – signed on March 15 (from Atlanta)
**QB Ray Lucas** – signed offer sheet on March 9 (from N.Y. Jets). Jets declined to match offer sheet on March 16.
**WR James McKnight** – signed on March 16 (from Dallas)
**G Todd Perry** – signed on March 3 (from Chicago)
**T Marcus Spriggs** – signed on April 19 (from Buffalo)
**WR Dedric Ward** – signed on April 18 (from N.Y. Jets)

**PLAYERS LOST (7):**

**DE Trace Armstrong** – signed on March 5 (by Oakland)
**G Kevin Donnalley** – signed on March 16 (by Carolina)

**PLAYERS LOST (7):**

**WR Bert Emanuel** – signed on March 30 (by New England)
**LB Larry Izzo** – signed on March 6 (by New England)
**DE Rich Owens** – signed on April 9 (by Kansas City)
**CB Terrance Shaw** – signed on March 23 (by New England)
**T Richmond Webb** – signed on April 30 (by Cincinnati)

## 2002

**PLAYERS SIGNED (1):**

**DT Larry Chester** – signed on March 5 (from Carolina)

**PLAYERS LOST (7):**

**DE Lorenzo Bromell** – signed on April 12 (by Minnesota)
**CB Terry Cousin** – signed on March 19 (by Carolina)
**T Spencer Folau** – signed on April 12 (by New Orleans)
**DE Kenny Mixon** – signed on March 12 (by Minnesota)
**RB Lamar Smith** – signed on March 25 (by Carolina)
**P Matt Turk** – signed on April 22 (by N.Y. Jets)
**S Brian Walker** – signed on March 5 (by Detroit)

## 2003

**PLAYERS SIGNED (6):**

TE Marco Battaglia – signed on March 25 (from Pittsburgh)
**CB Terrell Buckley** – signed on March 13 (from New England)
**S Sammy Knight** – signed on May 13 (from New Orleans)
**KR Charlie Rogers** – signed on April 11 (from Buffalo)
**WR Derrius Thompson** – signed on March 8 (from Washington)
**DT Jeff Zgonina** – signed on March 31 (from St. Louis)

**PLAYERS LOST (6):**

**TE Desmond Clark** – signed on March 3 (by Chicago)
**DT Jermaine Haley** – signed offer sheet on April 18 (by Washington). Dolphins declined to match offer sheet on April 25
CB Paul Miranda – signed on June 3 (by Oakland)
**T Brent Smith** – signed on May 6 (by N.Y. Jets)
**T Marcus Spriggs** – signed on June 3 (by Green Bay)
**TE Jed Weaver** – signed on March 14 (by San Francisco)

## 2004

**PLAYERS SIGNED (9):**

x-S Chris Akins – signed on March 5 (from New England)
**S Antuan Edwards** – signed on April 12 (from Green Bay)
**CB Reggie Howard** – signed on March 5 (from Carolina)
**G Jeno James** – signed on March 5 (from Carolina)
TE John Jones – signed on March 29 (from Baltimore)
**T Damion McIntosh** – signed on March 16 (from San Diego)
**RB Sammy Morris** – signed on March 12 (from Buffalo)
**T John St. Clair** – signed on March 12 (from St. Louis)
WR Terrence Wilkins – signed on March 16 (from Indianapolis)

**PLAYERS LOST (4):**

**FB Obafemi Ayanbadejo** – signed on March 6 (by Arizona)
CB Terrell Buckley – signed on June 8 (by New England)
**LB Tommy Hendricks** – signed on March 8 (by Jacksonville)
**T Todd Wade** – signed on March 4 (by Houston)

*x - injured reserve '04*

## 2005

**PLAYERS SIGNED (6):**

T Damion Cook - signed on March 21 (from Cleveland)
**FB Heath Evans** - signed on March 17 (from Seattle)
**QB Gus Frerotte** - signed on March 17 (from Minnesota)
**T Stockar McDougle** - signed on March 15 (from Detroit)
**LB Donnie Spragan** - signed on March 11 (from Denver)
**S Travares Tillman** - signed on March 4 (from Carolina)

**PLAYERS LOST (3):**

**LB Morlon Greenwood** - signed on March 3 (by Houston)
**S Sammy Knight** - signed on March 11 (by Kansas City)
**DT Bryan Robinson** - signed on March 14 (by Cincinnati)

## 2006

**PLAYERS SIGNED (11):**

**CB Will Allen** - signed on March 20 (from N.Y. Giants)
FB Fred Beasley - signed on March 27 (from San Francisco)
S Deke Cooper - signed on April 5 (from Jacksonville)
**CB André Goodman** - signed on March 13 (from Detroit)
TE Keith Heinrich - signed on May 15 (from Cleveland)
**DB Renaldo Hill** - signed on March 17 (from Oakland)
LB Sedrick Hodge - signed on March 13 (from New Orleans)
**LB Keith Newman** - signed on May 15 (from Minnesota)
T Mike Pearson - signed on May 1 (from Jacksonville)
**TE Justin Peelle** - signed on March 20 (from San Diego)
**T L.J. Shelton** - signed on March 13 (from Cleveland)

**PLAYERS LOST (4):**

WR Bryan Gilmore - signed on March 14 (by San Francisco)
T Stockar McDougle - signed on March 16 (by Jacksonville)
QB Sage Rosenfels - signed on March 12 (by Houston)
CB Kiwaukee Thomas - signed on April 5 (by Buffalo)

## 2007

**PLAYERS SIGNED (6):**

**K Jay Feely** - signed on March 8 (from N.Y. Giants)
WR Az-Zahir Hakim - signed on March 22 (from San Diego)
**G Chris Liwienski** - signed on March 22 (from Arizona)
**TE David Martin** - signed on March 5 (from Green Bay)
FB Cory Schlesinger - signed on March 15 (from Detroit)
**S Cameron Worrell** - signed on March 8 (from Chicago)

**PLAYERS LOST (7):**

**FB Darian Barnes** - signed on March 8 (by N.Y. Jets)
**DE David Bowens** - signed on April 2 (by N.Y. Jets)
G Toniu Fonoti - signed on March 15 (by Atlanta)
**T Damion McIntosh** - signed on March 3 (by Kansas City)
**RB Travis Minor** - signed on March 9 (by St. Louis)
**RB Sammy Morris** - signed on March 3 (by New England)
**DT Jeff Zgonina** - signed on March 15 (by Houston)

## 2008

**PLAYERS SIGNED (10):**

**LB Charlie Anderson** - signed on March 1 (from Houston)
**S Chris Crocker** - signed on March 31 (from Atlanta)
S Keith Davis - signed on March 11 (from Dallas)
**CB Nathan Jones** - signed on March 14 (from Dallas)
**QB Josh McCown** - signed on March 1 (from Oakland)
**TE Sean Ryan** - signed on Febraury 29 (from N.Y. Jets)
**G Justin Smiley** - signed on March 1 (from San Francisco)
**DE Randy Starks** - signed on March 1 (from Tennessee)
**LB Reggie Torbor** - signed on March 1 (from N.Y. Giants)
**WR Ernest Wilford** - signed on February 29 (from Jacksonville)

**PLAYERS LOST (4):**

**RB Jesse Chatman** - signed on March 11 (by N.Y. Jets)
**G Rex Hadnot** - signed on March 11 (by Cleveland)
**QB Cleo Lemon** - signed on March 1 (by Jacksonville)
LB Derrick Pope - signed on March 14 (by Minnesota)

## 2009

**PLAYERS SIGNED (3):**

**G Joe Berger** – signed on February 27 (from Dallas)
**C Jake Grove** – signed on March 3 (from Oakland)
CB Eric Green – signed on March 12 (from Arizona)

**PLAYERS LOST (3):**

**CB André Goodman** – signed on March 1 (by Denver)
**CB Renaldo Hill** – signed on February 27 (by Denver)
C Al Johnson – signed on March 16 (by New England

## 2010

**PLAYERS SIGNED (2):**

**LB Karlos Dansby** – signed on March 5 (from Arizona)
**G Richie Incognito** – signed on March 17 (from Buffalo)

**PLAYERS LOST (2):**

**CB Nate Jones** – signed on March 6 (by Denver)
**LB Jason Taylor** – signed on April 20 (by N.Y. Jets)

## 2011

**PLAYERS SIGNED (5):**

**LB Kevin Burnett** – signed on July 30 (from San Diego)
DT Ronald Fields – signed on July 31 (from Denver)
**QB Matt Moore** – signed on July 29 (from Carolina)
**LB Jason Trusnik** – signed on July 29 (from Cleveland)
T Ray Willis – signed on August 6 (from Seattle)

**PLAYERS LOST (4):**

**RB Ronnie Brown** – signed on August 2 (by Philadelphia)
T Pat McQuistan – signed on August 8 (by Tennessee)
**QB Tyler Thigpen** – signed on July 29 (by Buffalo)
**RB Ricky Williams** – signed on August 8 (by Baltimore)

## 2012

**PLAYERS SIGNED (6):**

LB Gary Guyton - signed on April 17 (from New England)
T Artis Hicks - signed on March 16 (from Cleveland)
S Tyrell Johnson - signed on April 5 (from Minnesota)
**CB Richard Marshall** - signed on March 15 (from Arizona)
**WR Legedu Naanee** - signed on April 17 (from Carolina)
LB Jamaal Westerman - signed on March 20 (from N.Y. Jets)

**PLAYERS LOST (5):**

CB Will Allen - signed on March 21(by New England)
**S Yeremiah Bell** - signed on May 18 (by N.Y. Jets)
**QB Chad Henne** - signed on March 15 (by Jacksonville)
**DE Kendall Langford** - signed on March 17 (by St. Louis)
LB Marvin Mitchell - signed on April 17 (by Minnesota)

## 2013

**PLAYERS SIGNED (8):**

**LB Dannell Ellerbe** - signed on March 13 (from Baltimore)
**WR Brandon Gibson** - signed on March 15 (from St. Louis)
**TE Dustin Keller** - signed on March 15 (from N.Y. Jets)
G Lance Louis - signed on March 27 (from Chicago)
**WR Mike Wallace** - signed on March 12 (from Pittsburgh)
**LB Philip Wheeler** - signed on March 13 (from Oakland)
**DT Vaughn Martin** - signed on March 28 (from San Diego)
**CB Brent Grimes** - signed on March 30 (from Atlanta)

**PLAYERS LOST (6):**

**RB Reggie Bush** - signed on March 13 (by Detroit)
**TE Anthony Fasano** - signed on March 13 (by Kansas City)
K Nate Kaeding - signed on April 2 (by Tampa Bay)
**T Jake Long** - signed on March 17 (by St. Louis)
**DT Tony McDaniel** - signed by March 28 (by Seattle)
**CB Sean Smith** - signed on March 14 (by Kansas City)

## 2014

**PLAYERS SIGNED (6):**

**T Branden Albert** - signed on March 12 (from Kansas City)
**T Jason Fox** - signed on April 2 (from Detroit)
**DT Earl Mitchell** - signed on March 12 (from Houston)
**RB Knowshon Moreno** - signed on March 28 (from Denver)
**G Shelley Smith** - signed on March 18 (from St. Louis)
**WR Damian Williams** - signed on April 11 (from Tennessee)

**PLAYERS LOST (6):**

**CB Nolan Carroll** - signed on March 13 (by Philadelphia)
S Chris Clemons - signed on March 28 (by Houston)
**G John Jerry** - signed on March 21 (by NY Giants)
**CB Christopher Owens** - signed on March 21 (by Kansas City)
**PLAYERS LOST (6):**

**DT Paul Soliai** - signed on March 11 (by Atlanta)
LB Austin Spitler - signed on June 20 (by Baltimore)

## 2015

**PLAYERS SIGNED (8):**

**CB Zack Bowman** - signed on April 13 (from Chicago)
**TE Jordan Cameron** - signed on March 12 (from Cleveland)
**G/T Jeff Linkenbach** - signed on April 22 (from Kansas City)
**CB Brice McCain** - signed on March 11 (from Pittsburgh)
**C/G Jacques McClendon** - signed on April 22 (from Jacksonville)
**DT C.J. Mosley** - signed on June 10 (from Detroit)
**LB Spencer Paysinger** - signed on April 2 (from N.Y. Giants)
**DT Ndamukong Suh** - signed on March 11 (from Detroit)

**PLAYERS LOST (5):**

**TE Charles Clay** - signed on March 18 (by Buffalo)
**DT Jared Odrick** - signed on March 11 (by Jacksonville)
RB Daniel Thomas - signed on June 18 (by Chicago)
LB Jason Trusnik - signed on March 31 (by Carolina)
**CB/S Jimmy Wilson** - signed on March 13 (by San Diego)

## 2016

**PLAYERS SIGNED (3):**

**S Isa Abdul-Quddus** - signed March 11 (from Detroit)
**DE Andre Branch** - signed on March 16 (from Jacksonville)
**T Sam Young** - signed on March 11 (from Jacksonville)

**PLAYERS LOST (4):**

**WR Rishard Matthews** - signed on March 10 (by Tennessee)
**RB Lamar Miller** - signed on March 10 (by Houston)
**DE Derrick Shelby** - signed on March 10 (by Atlanta)
**DE Olivier Vernon** - signed on March 10 (by N.Y. Giants)

## 2017

**PLAYERS SIGNED (5):**

**S Nate Allen** - signed on March 10 (from Oakland)
**TE Anthony Fasano** - signed on March 9 (from Tennessee)
**C/G Ted Larsen** - signed on March 10 (from Chicago)
**S T.J. McDonald** - signed on March 31 (from L.A. Rams)
**LB Lawrence Timmons** - signed on March 10 (from Pittsburgh)

**PLAYERS LOST (3):**

LB Jelani Jenkins - signed on March 20 (by Oakland)
**TE Dion Sims** - signed on March 10 (by Chicago)
QB T.J. Yates - signed on April 10 (by Buffalo)

## 2018

**PLAYERS SIGNED (6):**

**WR Danny Amendola** - signed on March 15 (from New England)
LB Terence Garvin - signed on April 11 (from Seattle)
**RB Frank Gore** - signed on March 23 (from Indianapolis)
**QB Brock Osweiler** - signed on March 23 (from Denver)
**G Josh Sitton** - signed on March 16 (from Chicago)
**WR Albert Wilson** - signed on March 15 (from Kansas City)

**PLAYERS LOST (5):**

G/T Jermon Bushrod - signed on March 20 (by New Orleans)
DE Terrence Fede - signed on April 4 (by Buffalo)
**K Cody Parkey** - signed on March 14 (by Chicago)
**S Michael Thomas** - signed on March 26 (by N.Y. Giants)
**RB Damien Williams** - signed on March 22 (by Kansas City)

## 2019

**PLAYERS SIGNED (2):**

QB Ryan Fitzpatrick - signed on March 18 (from Tampa Bay)
CB Eric Rowe - signed on March 14 (from New England)

**PLAYERS LOST (5):**

| |
|---|
| RB Brandon Bolden - signed on March 14 (by New England) |
| RB Frank Gore - signed on March 14 (by Buffalo) |
| T Ja'Wuan James - signed on March 15 (by Denver) |
| C Wesley Johnson - signed on May 7 (by San Francisco) |
| RB Senorise Perry - signed on March 28 (by Buffalo) |
| DE Cameron Wake - signed on March 15 (by Tennessee) |

**bold indicates made active roster*

# 2019 NFL REGULAR SEASON SCHEDULE

**National Football League**
**345 Park Avenue, New York, NY 10154**
**Phone: 212-450-2000**

**AMERICAN CONFERENCE**

| EAST | SOUTH | NORTH | WEST |
|---|---|---|---|
| Buffalo | Houston | Baltimore | Denver |
| Miami | Indianapolis | Cincinnati | Kansas City |
| New England | Jacksonville | Cleveland | L.A. Chargers |
| N.Y. Jets | Tennessee | Pittsburgh | Oakland |

**NATIONAL CONFERENCE**

| EAST | SOUTH | NORTH | WEST |
|---|---|---|---|
| Dallas | Atlanta | Chicago | Arizona |
| N.Y. Giants | Carolina | Detroit | L.A. Rams |
| Philadelphia | New Orleans | Green Bay | San Francisco |
| Washington | Tampa Bay | Minnesota | Seattle |

*(all times Eastern)*

## WEEK 1

**THURSDAY, SEPTEMBER 5**

| | |
|---|---|
| Green Bay at Chicago | 8:20 |

**SUNDAY, SEPTEMBER 8**

| | |
|---|---|
| L.A. Rams at Carolina | 1:00 |
| Tennessee at Cleveland | 1:00 |
| Kansas City at Jacksonville | 1:00 |
| Baltimore at Miami | 1:00 |
| Atlanta at Minnesota | 1:00 |
| Buffalo at N.Y. Jets | 1:00 |
| Washington at Philadelphia | 1:00 |
| Indianapolis at L.A. Chargers | 4:05 |
| Cincinnati at Seattle | 4:05 |
| Detroit at Arizona | 4:25 |
| N.Y. Giants at Dallas | 4:25 |
| San Francisco at Tampa Bay | 4:25 |
| Pittsburgh at New England | 8:20 |

**MONDAY, SEPTEMBER 9**

| | |
|---|---|
| Houston at New Orleans | 7:10 |
| Denver at Oakland | 10:20 |

## WEEK 2

**THURSDAY, SEPTEMBER 12**

| | |
|---|---|
| Tampa Bay at Carolina | 8:20 |

**SUNDAY, SEPTEMBER 15**

| | |
|---|---|
| Arizona at Baltimore | 1:00 |
| San Francisco at Cincinnati | 1:00 |
| L.A. Chargers at Detroit | 1:00 |
| Minnesota at Green Bay | 1:00 |
| Jacksonville at Houston | 1:00 |
| New England at Miami | 1:00 |
| Buffalo at N.Y. Giants | 1:00 |
| Seattle at Pittsburgh | 1:00 |
| Indianapolis at Tennessee | 1:00 |
| Dallas at Washington | 1:00 |
| Kansas City at Oakland | 4:05 |
| Chicago at Denver | 4:25 |

**SUNDAY, SEPTEMBER 15**

| | |
|---|---|
| New Orleans at L.A. Rams | 4:25 |
| Philadelphia at Atlanta | 8:20 |

**MONDAY, SEPTEMBER 16**

| | |
|---|---|
| Cleveland at N.Y. Jets | 8:15 |

## WEEK 3

**THURSDAY, SEPTEMBER 19**

| | |
|---|---|
| Tennessee at Jacksonville | 8:20 |

**SUNDAY, SEPTEMBER 22**

| | |
|---|---|
| Cincinnati at Buffalo | 1:00 |
| Miami at Dallas | 1:00 |
| Denver at Green Bay | 1:00 |
| Atlanta at Indianapolis | 1:00 |
| Baltimore at Kansas City | 1:00 |
| Oakland at Minnesota | 1:00 |
| N.Y. Jets at New England | 1:00 |
| Detroit at Philadelphia | 1:00 |
| Carolina at Arizona | 4:05 |
| N.Y. Giants at Tampa Bay | 4:05 |
| Houston at L.A. Chargers | 4:25 |
| New Orleans at Seattle | 4:25 |
| Pittsburgh at San Francisco | 4:25 |
| L.A. Rams at Cleveland | 8:20 |

**MONDAY, SEPTEMBER 23**

| | |
|---|---|
| Chicago at Washington | 8:15 |

## WEEK 4

*(Byes: N.Y. Jets, San Francisco)*

**THURSDAY, SEPTEMBER 26**

| | |
|---|---|
| Philadelphia at Green Bay | 8:20 |

**SUNDAY, SEPTEMBER 29**

| | |
|---|---|
| Tennessee at Atlanta | 1:00 |
| Cleveland at Baltimore | 1:00 |
| New England at Buffalo | 1:00 |
| Kansas City at Detroit | 1:00 |

**SUNDAY, SEPTEMBER 29**

| | |
|---|---|
| Carolina at Houston | 1:00 |
| Oakland at Indianapolis | 1:00 |
| L.A. Chargers at Miami | 1:00 |
| Washington at N.Y. Giants | 1:00 |
| Seattle at Arizona | 4:05 |
| Tampa Bay at L.A. Rams | 4:05 |
| Minnesota at Chicago | 4:25 |
| Jacksonville at Denver | 4:25 |
| Dallas at New Orleans | 8:20 |

**MONDAY, SEPTEMBER 30**

| | |
|---|---|
| Cincinnati at Pittsburgh | 8:15 |

## WEEK 5

*(Byes: Detroit, Miami)*

**THURSDAY, OCTOBER 3**

| | |
|---|---|
| L.A. Rams at Seattle | 8:20 |

**SUNDAY, OCTOBER 6**

| | |
|---|---|
| Jacksonville at Carolina | 1:00 |
| Arizona at Cincinnati | 1:00 |
| Atlanta at Houston | 1:00 |
| Tampa Bay at New Orleans | 1:00 |
| Minnesota at N.Y. Giants | 1:00 |
| Chicago at Oakland (London) | 1:00 |
| N.Y. Jets at Philadelphia | 1:00 |
| Baltimore at Pittsburgh | 1:00 |
| Buffalo at Tennessee | 1:00 |
| New England at Washington | 1:00 |
| Denver at L.A. Chargers | 4:05 |
| Green Bay at Dallas | 4:25 |
| Indianapolis at Kansas City | 8:20 |

**MONDAY, OCTOBER 7**

| | |
|---|---|
| Cleveland at San Francisco | 8:15 |

## WEEK 6

*(Byes: Buffalo, Chicago, Indianapolis, Oakland)*

### THURSDAY, OCTOBER 10

| | |
|---|---|
| N.Y. Giants at New England | 8:20 |

### SUNDAY, OCTOBER 13

| | |
|---|---|
| Carolina at Tampa Bay (London) | 9:30 |
| Cincinnati at Baltimore | 1:00 |
| Seattle at Cleveland | 1:00 |
| New Orleans at Jacksonville | 1:00 |
| Houston at Kansas City | 1:00 |
| Washington at Miami | 1:00 |
| Philadelphia at Minnesota | 1:00 |
| Atlanta at Arizona | 4:05 |
| San Francisco at L.A. Rams | 4:05 |
| Tennessee at Denver | 4:25 |
| Dallas at N.Y. Jets | 4:25 |
| Pittsburgh at L.A. Chargers | 8:20 |

### MONDAY, OCTOBER 14

| | |
|---|---|
| Detroit at Green Bay | 8:15 |

## WEEK 7

*(Byes: Carolina, Cleveland, Pittsburgh, Tampa Bay)*

### THURSDAY, OCTOBER 17

| | |
|---|---|
| Kansas City at Denver | 8:20 |

### SUNDAY, OCTOBER 20

| | |
|---|---|
| L.A. Rams at Atlanta | 1:00 |
| Miami at Buffalo | 1:00 |
| Jacksonville at Cincinnati | 1:00 |
| Minnesota at Detroit | 1:00 |
| Oakland at Green Bay | 1:00 |
| Houston at Indianapolis | 1:00 |
| Arizona at N.Y. Giants | 1:00 |
| San Francisco at Washington | 1:00 |
| L.A. Chargers at Tennessee | 4:05 |
| New Orleans at Chicago | 4:25 |
| Baltimore at Seattle | 4:25 |
| Philadelphia at Dallas | 8:20 |

### MONDAY, OCTOBER 21

| | |
|---|---|
| New England at N.Y. Jets | 8:15 |

## WEEK 8

*(Byes: Baltimore, Dallas)*

### THURSDAY, OCTOBER 24

| | |
|---|---|
| Washington at Minnesota | 8:20 |

### SUNDAY, OCTOBER 27

| | |
|---|---|
| Seattle at Atlanta | 1:00 |
| Philadelphia at Buffalo | 1:00 |
| L.A. Chargers at Chicago | 1:00 |
| N.Y. Giants at Detroit | 1:00 |
| Oakland at Houston | 1:00 |
| N.Y. Jets at Jacksonville | 1:00 |
| Cincinnati at L.A. Rams (London) | 1:00 |
| Arizona at New Orleans | 1:00 |
| Tampa Bay at Tennessee | 1:00 |
| Carolina at San Francisco | 4:05 |
| Denver at Indianapolis | 4:25 |
| Cleveland at New England | 4:25 |
| Green Bay at Kansas City | 8:20 |

### MONDAY, OCTOBER 28

| | |
|---|---|
| Miami at Pittsburgh | 8:15 |

## WEEK 9

*(Byes: Atlanta, Cincinnati, L.A. Rams, New Orleans)*

### THURSDAY, OCTOBER 31

| | |
|---|---|
| San Francisco at Arizona | 8:20 |

### SUNDAY, NOVEMBER 3

| | |
|---|---|
| Houston at Jacksonville (London) | 9:30 |
| Washington at Buffalo | 1:00 |
| Tennessee at Carolina | 1:00 |
| Minnesota at Kansas City | 1:00 |
| N.Y. Jets at Miami | 1:00 |
| Chicago at Philadelphia | 1:00 |
| Indianapolis at Pittsburgh | 1:00 |
| Detroit at Oakland | 4:05 |
| Tampa Bay at Seattle | 4:05 |
| Cleveland at Denver | 4:25 |
| Green Bay at L.A. Chargers | 4:25 |
| New England at Baltimore | 8:20 |

### MONDAY, OCTOBER 21

| | |
|---|---|
| Dallas at N.Y. Giants | 8:15 |

## WEEK 10

*(Byes: Denver, Houston, Jacksonville, New England, Philadelphia, Washington)*

### THURSDAY, NOVEMBER 7

| | |
|---|---|
| L.A. Chargers at Oakland | 8:20 |

### SUNDAY, NOVEMBER 10

| | |
|---|---|
| Detroit at Chicago | 1:00 |
| Baltimore at Cincinnati | 1:00 |
| Buffalo at Cleveland | 1:00 |
| Carolina at Green Bay | 1:00 |
| Atlanta at New Orleans | 1:00 |
| N.Y. Giants at N.Y. Jets | 1:00 |
| Arizona at Tampa Bay | 1:00 |
| Kansas City at Tennessee | 1:00 |
| Miami at Indianapolis | 4:05 |
| L.A. Rams at Pittsburgh | 4:25 |
| Minnesota at Dallas | 8:20 |

### MONDAY, NOVEMBER 11

| | |
|---|---|
| Seattle at San Francisco | 8:15 |

## WEEK 11

*(Byes: Green Bay, N.Y. Giants, Seattle, Tennessee)*

### THURSDAY, NOVEMBER 14

| | |
|---|---|
| Pittsburgh at Cleveland | 8:20 |

### SUNDAY, NOVEMBER 17

| | |
|---|---|
| Houston at Baltimore | 1:00 |
| Atlanta at Carolina | 1:00 |
| Dallas at Detroit | 1:00 |
| Jacksonville at Indianapolis | 1:00 |
| Buffalo at Miami | 1:00 |
| Denver at Minnesota | 1:00 |
| New Orleans at Tampa Bay | 1:00 |
| N.Y. Jets at Washington | 1:00 |
| Arizona at San Francisco | 4:05 |
| Cincinnati at Oakland | 4:25 |
| New England at Philadelphia | 4:25 |
| Chicago at L.A. Rams | 8:20 |

### MONDAY, NOVEMBER 18

| | |
|---|---|
| Kansas City at L.A. Chargers (Mexico City) | 8:15 |

## WEEK 12

*(Byes: Arizona, Kansas City, L.A. Chargers, Minnesota)*

### THURSDAY, NOVEMBER 21

| | |
|---|---|
| Indianapolis at Houston | 8:20 |

### SUNDAY, NOVEMBER 24

| | |
|---|---|
| Tampa Bay at Atlanta | 1:00 |
| Denver at Buffalo | 1:00 |
| N.Y. Giants at Chicago | 1:00 |
| Pittsburgh at Cincinnati | 1:00 |
| Miami at Cleveland | 1:00 |
| Carolina at New Orleans | 1:00 |
| Oakland at N.Y. Jets | 1:00 |
| Detroit at Washington | 1:00 |
| Jacksonville at Tennessee | 4:05 |
| Dallas at New England | 4:25 |
| Green Bay at San Francisco | 4:25 |
| Seattle at Philadelphia | 8:20 |

### MONDAY, NOVEMBER 25

| | |
|---|---|
| Baltimore at L.A. Rams | 8:15 |

## WEEK 13

### THURSDAY, NOVEMBER 28

| | |
|---|---|
| Chicago at Detroit | 12:30 |
| Buffalo at Dallas | 4:30 |
| New Orleans at Atlanta | 8:20 |

### SUNDAY, DECEMBER 1

| | |
|---|---|
| San Francisco at Baltimore | 1:00 |
| Washington at Carolina | 1:00 |
| N.Y. Jets at Cincinnati | 1:00 |
| Tennessee at Indianapolis | 1:00 |
| Tampa Bay at Jacksonville | 1:00 |
| Oakland at Kansas City | 1:00 |
| Philadelphia at Miami | 1:00 |
| Green Bay at N.Y. Giants | 1:00 |
| L.A. Rams at Arizona | 4:05 |
| L.A. Chargers at Denver | 4:25 |
| Cleveland at Pittsburgh | 4:25 |
| New England at Houston | 8:20 |

### MONDAY, DECEMBER 2

| | |
|---|---|
| Minnesota at Seattle | 8:15 |

## WEEK 14

### THURSDAY, DECEMBER 5

| | |
|---|---|
| Dallas at Chicago | 8:20 |

### SUNDAY, DECEMBER 8

| | |
|---|---|
| Carolina at Atlanta | 1:00 |
| Baltimore at Buffalo | 1:00 |
| Cincinnati at Cleveland | 1:00 |
| Washington at Green Bay | 1:00 |
| Denver at Houston | 1:00 |
| Detroit at Minnesota | 1:00 |
| San Francisco at New Orleans | 1:00 |
| Miami at N.Y. Jets | 1:00 |
| Indianapolis at Tampa Bay | 1:00 |
| L.A. Chargers at Jacksonville | 4:05 |
| Pittsburgh at Arizona | 4:25 |
| Kansas City at New England | 4:25 |
| Tennessee at Oakland | 4:25 |
| Seattle at L.A. Rams | 8:20 |

### MONDAY, DECEMBER 9

| | |
|---|---|
| N.Y. Giants at Philadelphia | 8:15 |

| WEEK 15 | |
|---|---|
| **THURSDAY, DECEMBER 12** | |
| N.Y. Jets at Baltimore | 8:20 |
| **SUNDAY, DECEMBER 15** | |
| Seattle at Carolina | 1:00 |
| New England at Cincinnati | 1:00 |
| Tampa Bay at Detroit | 1:00 |
| Chicago at Green Bay | 1:00 |
| Denver at Kansas City | 1:00 |
| Miami at N.Y. Giants | 1:00 |
| Buffalo at Pittsburgh | 1:00 |
| Houston at Tennessee | 1:00 |
| Philadelphia at Washington | 1:00 |
| Cleveland at Arizona | 4:05 |
| Jacksonville at Oakland | 4:05 |
| L.A. Rams at Dallas | 4:25 |
| Atlanta at San Francisco | 4:25 |
| Minnesota at L.A. Chargers | 8:20 |
| **MONDAY, DECEMBER 16** | |
| Indianapolis at New Orleans | 8:15 |

| WEEK 16 | |
|---|---|
| **SATURDAY, DECEMBER 21** | |
| TBD at TBD | |
| TBD at TBD | |
| TBD at TBD | |
| Detroit at Denver | TBD |
| Oakland at L.A. Chargers | TBD |
| Buffalo at New England | TBD |
| L.A. Rams at San Francisco | TBD |
| Houston at Tampa Bay | TBD |
| **SUNDAY, DECEMBER 22** | |
| Jacksonville at Atlanta | 1:00 |
| Baltimore at Cleveland | 1:00 |
| Carolina at Indianapolis | 1:00 |
| Cincinnati at Miami | 1:00 |
| Pittsburgh at N.Y. Jets | 1:00 |
| New Orleans at Tennessee | 1:00 |
| N.Y. Giants at Washington | 1:00 |
| Dallas at Philadelphia | 4:25 |
| Arizona at Seattle | 4:25 |
| Kansas City at Chicago | 8:20 |
| **MONDAY, DECEMBER 23** | |
| Green Bay at Minnesota | 8:15 |

| WEEK 17 | |
|---|---|
| **SUNDAY, DECEMBER 29** | |
| Pittsburgh at Baltimore | 1:00 |
| N.Y. Jets at Buffalo | 1:00 |
| New Orleans at Carolina | 1:00 |
| Cleveland at Cincinnati | 1:00 |
| Washington at Dallas | 1:00 |
| Green Bay at Detroit | 1:00 |
| Tennessee at Houston | 1:00 |
| Indianapolis at Jacksonville | 1:00 |
| L.A. Chargers at Kansas City | 1:00 |
| Chicago at Minnesota | 1:00 |
| Miami at New England | 1:00 |
| Philadelphia at N.Y. Giants | 1:00 |
| Atlanta at Tampa Bay | 1:00 |
| Oakland at Denver | 4:25 |
| Arizona at L.A. Rams | 4:25 |
| San Francisco at Seattle | 4:25 |

# DOLPHINS ON THE AIR

## DOLPHINS RADIO NETWORK

On May 19, 2016, the Miami Dolphins announced a multi-year radio broadcast rights partnership with Miami's Sportsradio 560 WQAM, with the station becoming the official English flagship radio partner of the franchise. In addition, all Dolphins games are simulcast on KISS 99.9 FM "South Florida's NEW Country" and feature expanded pre-, halftime and postgame shows. The games also can be heard on Dolphins.com and throughout South and Central Florida on a variety of stations that make up the Miami Dolphins Radio Network.

*From L-R: Bob Griese, Joe Rose and Jimmy Cefalo*

The Dolphins previously had their games broadcast on Miami's Sportsradio 560 WQAM during the 1997-2004 and 2007-09 seasons.

As part of the agreement, Sportsradio 560 WQAM has the English radio broadcast rights for all preseason, regular season and playoff games. Dolphins fans who tune into Miami's Sportsradio 560 WQAM have the opportunity to listen to live broadcasts of Head Coach Brian Flores's day-after-game press conferences and "Dolphins Friday," a day of Dolphins-centric content on the station featuring interviews with players, coaches and team executives. Additionally, CBS Radio Miami promotes Miami Dolphins Foundation and community initiatives across multiple platforms.

The preseason English radio broadcast team on Sportsradio 560 WQAM consists of former wide receiver Jimmy Cefalo handling the play-by-play duties with former tight end Joe Rose providing the game analysis. During the regular season, Cefalo and Rose are joined by former Hall of Fame quarterback Bob Griese serving as an analyst with former Dolphins Pro Bowl linebacker/defensive end Kim Bokamper reporting from the sidelines.

Univision Deportes Radio 1140 AM is the Dolphins official Spanish radio broadcast partner for all preseason, regular season and playoff games (with Roly Martin handling the play-by-play and Eduardo Martell providing the game analysis). WQBA 1140 AM additionally airs a pregame show and postgame show.

### 2019 MIAMI DOLPHINS RADIO NETWORKS

| LOCATION | NETWORK | LOCATION | NETWORK |
|---|---|---|---|
| Fort Lauderdale | WQAM 560 AM | Miami | KISS 99.9 FM |
| Fort Lauderdale | KISS 99.9 FM | Miami | WQBA 1140 AM (Spanish) |
| Fort Lauderdale | WQBA 1140 AM (Spanish) | Orlando | ESPN 580 AM |
| Fort Myers | WRXK 96 FM | Port St. Lucie | WPSL AM 1590 AM |
| Key West | WKWF 1600 AM | West Palm Beach | ESPN 106.3 FM |
| Miami | WQAM 560 AM | West Palm Beach | ESPN Deportes 760 AM (Spanish) |

## ALL-TIME RADIO BROADCAST TEAMS

### ENGLISH RADIO

| YEAR | STATION | PLAY-BY-PLAY | COLOR | COLOR/SIDELINE |
|---|---|---|---|---|
| 2018 | WQAM (560)<br>KISS (99.9) | Jimmy Cefalo | Joe Rose | Bob Griese<br>Kim Bokamper |
| 2017 | WQAM (560)<br>KISS (99.9) | Jimmy Cefalo | Joe Rose | Bob Griese<br>Kim Bokamper |
| 2016 | WQAM (560)<br>KISS (99.9) | Jimmy Cefalo | Joe Rose | Bob Griese<br>Kim Bokamper |
| 2015 | WBGG (105.9)<br>WINZ (940) | Jimmy Cefalo | Joe Rose | Bob Griese<br>Kim Bokamper |
| 2014 | WBGG (105.9)<br>WINZ (940) | Jimmy Cefalo | Joe Rose | Bob Griese<br>Keith Sims/Kim Bokamper |
| 2013 | WBGG (105.9)<br>WINZ (940) | Jimmy Cefalo | Joe Rose | Bob Griese<br>Keith Sims/Kim Bokamper |
| 2012 | WBGG (105.9)<br>WINZ (940) | Jimmy Cefalo | Joe Rose | Bob Griese<br>Keith Sims/Kim Bokamper |
| 2011 | WBGG (105.9)<br>WINZ (940) | Jimmy Cefalo | Joe Rose | Bob Griese |
| 2010 | WBGG (105.9)<br>WINZ (940) | Jimmy Cefalo# | Joe Rose | Jim Mandich |
| 2009 | WQAM (560) | Jimmy Cefalo | Joe Rose | Jim Mandich |
| 2008 | WQAM (560) | Jimmy Cefalo | Joe Rose | Jim Mandich |
| 2007 | WQAM (560) | Jimmy Cefalo | Joe Rose | Jim Mandich |
| 2006 | The Ticket (790) | Jimmy Cefalo | Joe Rose | Nat Moore |
| 2005 | The Ticket (790) | Jimmy Cefalo | Joe Rose | Nat Moore |
| 2004 | WQAM (560) | Howard David | Jim Mandich | |
| 2003 | WQAM (560) | Howard David | Jim Mandich | |
| 2002 | WQAM (560) | Howard David | Jim Mandich | |
| 2001 | WQAM (560) | Bill Zimpfer | Jim Mandich | |
| 2000 | WQAM (560) | Bill Zimpfer | Jim Mandich | |
| 1999 | WQAM (560) | Bill Zimpfer | Jim Mandich | |
| 1998 | WQAM (560) | Bill Zimpfer | Jim Mandich | |
| 1997 | WQAM (560) | Bill Zimpfer | Jim Mandich | |
| 1996 | WIOD (610) | Bill Zimpfer | Jim Mandich | |
| 1995 | WIOD (610) | Bill Zimpfer | Jim Mandich | |
| 1994 | WIOD (610) | Bill Zimpfer | Jim Mandich | |
| 1993 | WIOD (610) | Rick Weaver | Jim Mandich | |
| 1992 | WIOD (610) | Rick Weaver | Jim Mandich* | |
| 1991 | WIOD (610) | Rick Weaver | Hank Goldberg | |
| 1990 | WIOD (610) | Rick Weaver | Hank Goldberg | |
| 1989 | WIOD (610) | Rick Weaver | Hank Goldberg | |
| 1988 | WIOD (610) | Rick Weaver | Hank Goldberg | Brian Robbie |
| 1987 | WIOD (610) | Rick Weaver | Hank Goldberg | Barry Buetel/Brian Robbie |
| 1986 | WIOD (610) | Rick Weaver | Hank Goldberg | Joe Zagacki |
| 1985 | WIOD (610) | Rick Weaver | Hank Goldberg | Henry Barrow |
| 1984 | WIOD (610) | Rick Weaver | Hank Goldberg | Henry Barrow |
| 1983 | WIOD (610) | Rick Weaver | Hank Goldberg | Henry Barrow |
| 1982 | WIOD (610) | Rick Weaver | Hank Goldberg | Henry Barrow |
| 1981 | WIOD (610) | Rick Weaver | Hank Goldberg | Henry Barrow |
| 1980 | WIOD (610) | Rick Weaver | Hank Goldberg | Henry Barrow |
| 1979 | WIOD (610) | Rick Weaver | Hank Goldberg | Henry Barrow |
| 1978 | WIOD (610) | Rick Weaver | Hank Goldberg | Henry Barrow |
| 1977 | WIOD (610) | Rick Weaver | Henry Barrow | Larry King |
| 1976 | WIOD (610) | Rick Weaver | Henry Barrow | Al Minter |
| 1975 | WIOD (610) | Rick Weaver | Henry Barrow | Karl Noonan |
| 1974 | WIOD (610) | Rick Weaver | Henry Barrow | Karl Noonan |
| 1973 | WIOD (610) | Rick Weaver | Henry Barrow | Freddie Woodson |
| 1972 | WIOD (610) | Rick Weaver | Henry Barrow | Lou Creekmur |
| 1971 | WIOD (610) | Rick Weaver | Henry Barrow | Larry King |
| 1970 | WIOD (610) | Joe Croghan | Henry Barrow | Larry King |

## ALL-TIME RADIO BROADCAST TEAMS

### ENGLISH RADIO

| YEAR | STATION | PLAY-BY-PLAY | COLOR | COLOR/SIDELINE |
|---|---|---|---|---|
| 1969 | WIOD (610) | Bob Gallagher | Henry Barrow | |
| 1968 | WIOD (610) | Bob Gallagher | Henry Barrow | |
| 1967 | WIOD (610) | Bob Gallagher | Henry Barrow | |
| 1966 | WIOD (610) | Bob Gallagher** | Henry Barrow | |

*# Dick Stockton was the play-by-play caller for games against New England on October 4, 2010 and Chicago on November 18, 2010.*
** Goldberg was replaced following the 1992 season opener in Cleveland by Mandich.*
*** Mel Allen and Red Barber also did play-by-play for the Miami Dolphins' inaugural season in 1966.*

### SPANISH RADIO

| YEAR | STATION | PLAY-BY-PLAY | COLOR | COLOR/SIDELINE |
|---|---|---|---|---|
| 2018 | WQBA (1140) | Roly Martin | Eduardo Martell | |
| 2017 | WQBA (1140) | Raul Striker Jr. | Eduardo Martell | |
| 2016 | WNMA (1210) | Raul Striker Jr. | Eduardo Martell# | |
| 2015 | WNMA (1210) | Raul Striker Jr. | Eduardo Martell | |
| 2014 | WQBA (1140) | Raul Striker Jr. | Roly Martin* | |
| 2013 | WQBA (1140) | Raul Striker Jr. | Joaquin Duro | |
| 2012 | WQBA (1140) | Raul Striker Jr. | Joaquin Duro | |
| 2011 | WQBA (1140) | Rafael Hernandez Brito** | Raul Striker Jr. | |
| 2010 | WQBA (1140) | Rafael Hernandez Brito | Raul Striker Jr. | |
| 2009 | WSUA (1260) | Roly Martin | Raul Striker Jr. | |
| 2008 | WSUA (1260) | Roly Martin | Raul Striker Jr. | |
| 2007 | WSUA (1260) | Roly Martin | Raul Striker Jr. | |
| 2006 | WSUA (1260) | Rene Giraldo | Roly Martin | |
| 2005 | WSUA (1260) | Rene Giraldo | Roly Martin | |
| 2004 | WSUA (1260) | Rene Giraldo | Roly Martin | |
| 2003 | Radio Unica (1210) | Rene Giraldo | Roly Martin | |
| 2002 | Radio Unica (1210) | Rene Giraldo | Roly Martin | |
| 2001 | Radio Unica (1210) | Rene Giraldo | Roly Martin | |
| 2000 | WQBA (1140) | Rene Giraldo | Roly Martin | |
| 1999 | WQBA (1140) | Rene Giraldo | Roly Martin | |
| 1998 | WQBA (1140) | Rene Giraldo | Roly Martin | |
| 1997 | WQBA (1140) | Rene Giraldo | Roly Martin | |
| 1996 | WCMQ (1210) | Rene Giraldo | Roly Martin | |
| 1995 | WCMQ (1210) | Rene Giraldo | Roly Martin | |
| 1994 | WQBA (1140) | Rene Giraldo | Eduardo Lujan | Roly Martin |
| 1993 | WQBA (1140) | Rene Giraldo | Eduardo Lujan | Roly Martin |
| 1992 | WQBA (1140) | Rene Giraldo | Eduardo Lujan | Roly Martin |
| 1991 | WQBA (1140) | Rene Giraldo | Eduardo Lujan | Roly Martin |
| 1990 | WQBA (1140) | Rene Giraldo | Eduardo Lujan | Roly Martin |
| 1989 | WQBA (1140) | Rene Giraldo | Eduardo Lujan | Roly Martin |
| 1988 | WQBA (1140) | Rene Giraldo | Eduardo Lujan | Roly Martin |
| 1987 | WQBA (1140) | Rene Giraldo | Eduardo Lujan | Roly Martin |
| 1986 | WQBA (1140) | Rene Giraldo | Eduardo Lujan | Roly Martin |
| 1985 | WQBA (1140) | Rene Giraldo | Eduardo Lujan | Roly Martin |
| 1984 | WQBA (1140) | Jorge Cunill | Rene Giraldo | Eduardo Lujan |
| 1983 | WQBA (1140) | Jorge Cunill | Rene Giraldo | Eduardo Lujan |
| 1982 | WQBA (1140) | Jorge Cunill | Rene Giraldo | Eduardo Lujan |

*# Sebastian Martinez-Christensen replaced Eduardo Martell for the Spanish broadcast for the Dolphins game at Baltimore on Dec. 4, 2016.*
** Joaquin Duro replaced Roly Martin for the Spanish broadcast for Dolphins games at Detroit on Nov. 9, 2014 and at Denver on Nov. 23, 2014.*
*** Mike Marchant replaced Rafael Hernandez Brito for the Spanish broadcast for Dolphins games against Buffalo on Nov. 20, 2011, Oakland on Dec. 4, 2011 and the N.Y. Jets on Jan. 1, 2012.*

## PRESEASON TELEVISION

WFOR-TV CBS4 will once again be the preseason television home of Dolphins football and the official home of the Miami Dolphins in South Florida. Three of the four games will be shown on the CBS station in the Miami-Ft. Lauderdale market. The third preseason game at Hard Rock Stadium on Thursday, Aug. 22 will be nationally televised on FOX.

The games can be heard on Miami's Sportsradio 560 WQAM, the official flagship radio partner of the franchise, and simulcast on KISS 99.9 FM. Fans also can listen to the Dolphins in Spanish on Univision Deportes Radio WQBA 1140 AM.

It marks the 24th consecutive season CBS4 has served as the preseason television home of Dolphins football. The games on WFOR also will be carried on WBBH/NBC Ch. 2 in Naples/Ft. Myers, WTVX-CW Ch. 34 and WWHB Ch. 48 (Spanish) in West Palm Beach/Treasure Coast and WRDQ Ch. 27 in Orlando.

Dick Stockton handles the play-by play for the games on WFOR. Stockton has a long history of covering almost every major sports event on a national level. Currently, he is a member of FOX's NFL broadcast team and also handles national telecasts of Major League Baseball and the National Basketball Association on both FOX and Turner Sports.

Joining Stockton as a color analyst will be former Dolphins great and Pro Football Hall of Fame member Bob Griese. Jason Taylor, the Dolphins most recent Pro Football Hall of Fame inductee and one of the most popular players in club history, will handle color commentary. Kim Bokamper, a former Dolphins Pro Bowl linebacker, will continue in his role on WFOR's broadcast team as a sideline reporter.

**2019 MIAMI DOLPHINS PRESEASON TV SCHEDULE**

| DATE | OPPONENT | BROADCAST | TIME (ET) |
|---|---|---|---|
| Thurs., Aug. 8 | ATLANTA FALCONS | WFOR CBS4 | 7:30 p.m. |
| Fri., Aug. 16 | at Tampa Bay Buccaneers | WFOR CBS4 | 7:30 p.m. |
| Thurs., Aug. 22 | JACKSONVILLE JAGUARS | FOX | 8 p.m. |
| Thurs., Aug. 29 | at New Orleans Saints | WFOR CBS4 | 8 p.m. |

# MEDIA INFORMATION

**CREDENTIALS:** Media representatives who do not have press credentials for the entire season (but will be working for an accredited media outlet on an immediate deadline) may request them on a single-game basis. Reserved credentials can be picked up at the media will call window, located outside the SW Gate of Hard Rock Stadium, on the day of the game. ALL members of the media picking up credentials at the media will call window must present a valid photo identification. In addition, all media members must show valid photo identification upon entering Hard Rock Stadium. The media entrance is at the SW Gate.

**PHOTOGRAPHERS:** Photographers with accredited media outlets on an immediate deadline may request credentials on a single-game basis from the Dolphins' Communications Department. Credentials WILL NOT be issued to freelance photographers unless granted special approval by the Dolphins. Field photographers are reminded to remain outside of the bench area. ALL photographers are required to wear a vest that must be obtained prior to the game in the photo workroom. All photographers must kneel when shooting in either the East or West end zone.

**STILL PHOTOGRAPHY:** Still photography of any kind is NOT permitted at any time in the Dolphins' locker room following both home and road games, in addition to the locker room at the team's training facility during the course of the week.

**VIDEO PHOTOGRAPHY:** Video photography is limited to just interviews in the Dolphins' locker room following both home and road games, in addition to the locker room at the team's training facility during the course of the week. B-roll footage is NOT permitted at any time.

**EDWIN POPE SOUTHWEST PRESS BOX:** To get to the Edwin Pope Southwest Press Box, enter at the SW Gate. Go through a set of double doors and turn right to access the press elevator. Exit the elevator on the mezzanine level and the press box is to your left. Individuals with "Northwest Press Box" credentials should exit the elevator on the mezzanine level and proceed left. Walk through the BankUnited Club Level down the first set of stairs. Follow the concourse level until the next set of stairs and proceed up to the mezzanine level. Continue on the mezzanine level to the Northwest Press Box doors on the right. Only credentials issued by the Dolphins will be honored for admittance to Hard Rock Stadium.

**PHOTO WORK ROOM:** To access the photo work room in Hard Rock Stadium, enter at the SW Gate. Go through a set of double doors and proceed straight to the second door on the right. To enter the field from the photo work room proceed through the work room to the inner ring of Hard Rock Stadium, turn right and follow the inner ring about 200 feet to the field tunnel which will be located on your left.

**LOCKER ROOMS:** Admission to the home and visiting locker rooms is governed by each individual team. Only media representatives with proper credentials, granting locker room access will be admitted. No one will be admitted to the locker rooms prior to the game. Both teams' locker rooms are located on the ground level on the west side of Hard Rock Stadium. From the press box, take the elevator to the ground level. Out of the elevator, turn left and then turn right. Follow the SW Gate tunnel. Proceed left on the service concourse. Bear left to Dolphins' locker room and continue past Dolphins' locker room to reach visitor's locker room, which is on the left. Visitor's interview room entrance is just prior to main entrance of visitor's locker room.

**INTERVIEW ROOM:** Head Coach Brian Flores will hold his postgame press conference immediately following the conclusion of the game in the interview room, which is located on the ground level of the west side of Hard Rock Stadium.

**PARKING:** Press parking at Hard Rock Stadium is very limited. All parking requests must be directed to the Communications Department (954/452-7010).

**TELEPHONES:** Any media member desiring to have their own press box telephone line must order it directly by emailing telco@dolphins.com. Instruments can be ordered from the Dolphins' Communications Department (954/452-7010).

**WIRELESS ACCESS:** Hard Rock Stadium offers wireless internet access in all areas of the press boxes and the photo work room. The access is free of charge and works with all Wi-Fi enabled computer equipment. For

those computers that do not have Wi-Fi capabilities, every seat is equipped with a hardwire Ethernet network jack to which members of the media can connect using a Cat 5 Ethernet patch cable.

**FIELD ACCESS:** Only working newspaper, network TV photographers, club/stadium officials and a limited number of local TV photographers are permitted on the field during the game. Press box passes will not be honored for field admittance at any time, unless authorized by the Dolphins.

**FOR MORE INFO:** For more information on the Dolphins, contact the Dolphins Communications Department: Jason Jenkins, senior vice president of communications and community affairs; Matt Taylor, senior director of football communications; Theresa Garner, corporate communications senior manager; Brett Brecheisen, Renzo Sheppard and Sydney Wade, football communications managers. Office phone number is (954) 452-7010.

**TRAINING FACILITY:** The Dolphins practice at the Baptist Health Training Facility at Nova Southeastern University during both the preseason and regular season. The campus is located in Davie at 7500 S.W. 30th Street.

**DIRECTIONS**

**FT. LAUDERDALE TO TRAINING FACILITY:** From the north, take I-95 South to I-595 West. Take I-595 West to University Drive exit. Proceed off exit and turn left onto University Drive (going south). Go past three traffic lights to S.W. 30th Street and turn left. Entrance to the Baptist Health Training Facility at Nova Southeastern University is 300 yards on right.

**MIAMI AIRPORT TO TRAINING FACILITY:** From the airport, take 836 West to 826 North. Follow 826 North to exit for Florida Turnpike North. Take Turnpike North to I-595 West. Take I-595 West to University Drive exit. Proceed off exit and turn left onto University Drive (going south). Go past three traffic lights to S.W. 30th Street and turn left. Entrance to the Baptist Health Training Facility at Nova Southeastern University is 300 yards on right.

**FT. LAUDERDALE TO HARD ROCK STADIUM:** Take I-595 West to Florida Turnpike South. Upon approaching Hard Rock Stadium, follow signs for "Stadium via I-95" (DO NOT take turnpike extension -exit 47 Homestead). Get off at Exit 2X (Dan Marino Blvd./199th St.). Proceed off exit and make a right onto Dan Marino Blvd. Enter through Parking Gate 4, which is on the right.

**MIAMI AIRPORT TO HARD ROCK STADIUM:** Take I-95 North to Ives Dairy Road. Proceed west for five miles (name of road changes to 199th Street/Dan Marino Blvd.) and Hard Rock Stadium is on right. Enter parking Gate 4.

# INFORMACIÓN PARA MEDIOS

**ACREDITACIONES:** Los representantes de los medios de comunicación que no tengan acreditaciones de prensa para toda la temporada (pero que trabajarán para un medio de comunicación acreditado en un plazo inmediato) pueden solicitarlas por partido. Las acreditaciones reservadas se pueden recoger en la ventanilla para prensa, ubicada fuera de la Puerta suroeste del Hard Rock Stadium, el día del partido. TODOS los miembros de los medios de comunicación que recojan acreditaciones en la ventanilla para prensa deberán presentar una identificación válida con fotografía. Adicionalmente, todos los miembros de los medios deben mostrar una identificación válida con fotografía al ingresar al Hard Rock Stadium. La entrada para medios está ubicada en la puerta suroeste.

**FOTÓGRAFOS:** Los fotógrafos de medios de comunicación acreditados podrán solicitar al Departamento de Comunicaciones de los Dolphins las acreditaciones por partido. Las acreditaciones NO serán entregadas a fotógrafos independientes a menos que se les otorgue una aprobación especial por parte de los Dolphins. Se solicita a los fotógrafos de campo permanecer fuera del área de la banca. TODOS los fotógrafos están obligados a utilizar un chaleco que deberá obtenerse en la sala de trabajo de fotógrafos previo al partido. Todos los fotógrafos deben arrodillarse al disparar en las zonas de anotación este u oeste.

**FOTOGRAFÍA FIJA:** Posterior a los juegos en casa y como visitantes, queda prohibido hacer fotografía fija de cualquier tipo y en cualquier momento dentro del vestidor de los Dolphins; y adicional al vestidor, en el centro de entrenamiento del equipo durante el transcurso de la semana.

**FOTOGRAFÍA DE VÍDEO:** Posterior a los juegos como equipo de casa y como visitantes, la fotografía de vídeo se limita a entrevistas dentro del vestidor de los Dolphins; y adicional al vestidor, en el centro de entrenamiento del equipo durante el transcurso de la semana. El Material de Archivo queda prohibido en todo momento.

**PALCO DE PRENSA SUROESTE EDWIN POPE:** Para llegar al palco de prensa Suroeste Edwin Pope, ingrese en la puerta suroeste. Pase a través de un conjunto de puertas dobles y gire a la derecha para acceder al ascensor de prensa. Salga del ascensor en el nivel del mezzanine y el palco de prensa se encuentra a su izquierda. Las personas con acreditaciones para "Palco de Prensa Noroeste" deben salir del ascensor en el nivel mezzanine y continuar a la izquierda. Camine por el Nivel del Club BankUnited hacia abajo por las escaleras. Siga el nivel de vestíbulo hasta el siguiente conjunto de escaleras y continúe hasta el nivel del mezzanine. Continúe en el nivel de mezzanine hacia las puertas del Palco de Prensa Noroeste que se

encuentran a la derecha. Sólo las acreditaciones emitidas por los Dolphins serán aceptadas para la admisión al Hard Rock Stadium.

**SALA DE TRABAJO DE FOTÓGRAFOS:** Para acceder a la sala de trabajo para fotógrafos en el Hard Rock Stadium, ingrese en la Puerta Suroeste. Pase a través de un conjunto de puertas dobles y proceda a la segunda puerta a la derecha Para entrar al campo desde la Sala de Trabajo para Fotógrafos proceda a través de la sala de trabajo hasta el pasillo interior del Hard Rock Stadium, gire a la derecha y siga el pasillo interior unos 200 pies hasta el túnel de campo que se encuentra a su izquierda.

**VESTIDORES:** La entrada a los vestidores del equipo, siendo de casa o como visitante se rige por cada equipo en lo individual. Sólo se admitirá a los representantes de medios con las acreditaciones adecuadas válidas para el acceso a vestidores. Previo al partido, no se permitirá la entrada a los vestidores a persona alguna. Los vestidores de ambos equipos se encuentran en la planta baja en el lado oeste del Hard Rock Stadium. Desde el palco de prensa, tome el ascensor hasta la planta baja. Fuera del ascensor, gire a la izquierda y después gire a la derecha. Siga el túnel de la Puerta Suroeste. Continúe a la izquierda por el vestíbulo. Gire a la izquierda al vestidor de los Dolphins y continúe hasta llegar al vestidor de visitantes, que está a la izquierda. La entrada de la sala de entrevistas del visitantes está justo antes de la entrada principal del vestidor de visitantes.

**SALA DE ENTREVISTAS:** El entrenador en jefe Brian Flores llevará a cabo su conferencia de prensa, inmediatamente después de la conclusión del partido, en la sala de entrevistas que se encuentra ubicada en la planta baja del lado oeste del Hard Rock Stadium.

**ESTACIONAMIENTO:** El estacionamiento de prensa en el Hard Rock Stadium es muy limitado. Todas las solicitudes de estacionamiento deben ser dirigidas al departamento de comunicaciones (954 / 452-7010).

**TELÉFONOS:** Cualquier miembro de los medios que desee tener su propia línea telefónica en el palco de prensa debe solicitarla directamente enviando un correo electrónico a telco@dolphins.com. Los instrumentos pueden solicitarse en el departamento de comunicaciones de los Dolphins (954 / 452-7010).

**ACCESO INALÁMBRICO:** El Hard Rock Stadium ofrece acceso inalámbrico a Internet en todas las áreas de los palcos de prensa y la sala de trabajo para fotógrafos. El acceso es gratuito y funciona con todos los equipos informáticos con conexión Wi-Fi. Para aquellas computadoras que no tienen capacidades Wi-Fi, cada asiento está equipado con un conector de red Ethernet a la que los miembros de los medios pueden conectarse usando un cable de conexión Ethernet Cat 5.

**ACCESO AL CAMPO:** Solo se permite el acceso al campo durante el partido a representantes de periódicos, fotógrafos de TV, funcionarios del club/estadio y un número limitado de fotógrafos locales que se encuentren trabajando. En ningún momento se aceptarán los pases para el palco de prensa para la admisión al campo, a menos que se autorice por los Miami Dolphins.

**PARA MÁS INFORMACIÓN:** Para más información sobre los Dolphins, comuníquese con el Departamento de Comunicaciones: Jason Jenkins, Vicepresidente Senior de Comunicaciones y Asuntos Comunitarios; Matt Taylor, Director Senior de Comunicaciones de Fútbol; Theresa Garner, Gerente Senior de Comunicaciones Corporativas; Brett Brecheisen, Renzo Sheppard y Sydney Wade, Gerentes de Comunicaciones de Fútbol. El número de teléfono de la oficina es (954) 452-7010.

**CAMPO DE ENTRENAMIENTO:** Los Dolphins practican en el Campo de Entrenamiento del Baptist Health en la Universidad Nova Southeastern durante la pretemporada y la temporada regular. El campus se localiza en Davie en 7500 S.W. 30th Street.

## DIRECCIONES

**DE FORT LAUDERDALE AL CAMPO DE ENTRENAMIENTO:** Desde el norte, tome la I-95 South hasta la I-595 West. Tome la I-595 West hasta la salida University Drive. Siga por la salida y gire a la izquierda en University Drive (hacia el sur). Pase tres semáforos a S.W. 30th Street y gire a la izquierda. La entrada al Campo de Entrenamiento del Baptist Health en la Universidad Nova Southeastern está a 300 yardas a la derecha.

**DEL AEROPUERTO DE MIAMI AL CAMPO DE ENTRENAMIENTO:** Desde el aeropuerto, tome la 836 West hasta la 826 North. Siga por 826 North hasta la salida de Florida Turnpike North. Tome Turnpike North hasta la I-595 West. Tome la I-595 West hasta la salida University Drive. Siga por la salida y gire a la izquierda en University Drive (hacia el sur). Pase tres semáforos a S.W. 30th Street y gire a la izquierda. La entrada al Campo de Entrenamiento del Baptist Health en la Universidad Nova Southeastern está a 300 yardas a la derecha.

**DE FORT LAUDERDALE AL HARD ROCK STADIUM:** Tome la I-595 West hacia Florida Turnpike South. Al acercarse al Hard Rock Stadium, siga las indicaciones hacia "Stadium via I-95" (NO tome la extensión de Turnpike - salida 47 Homestead). Baje en la salida 2X (Dan Marino Blvd./199th St.). Siga por la salida y gire a la derecha en Dan Marino Blvd. Entre por la Puerta del Estacionamiento 4, que está a la derecha.

**DEL AEROPUERTO DE MIAMI AL HARD ROCK STADIUM:** Tome la I-95 North a Ives Dairy Road. Continúe hacia el oeste durante cinco millas (el nombre de la carretera cambia a 199th n Marino Blvd.) y Hard Rock Stadium está a la derecha. Entre por la Puerta del Estacionamiento 4.

# ESCAPE TO THE CARIBBEAN ON THE WORLD'S MOST BEAUTIFUL SHIPS

Slip away with MSC Cruises to the islands on the world's most beautiful ships and enjoy onboard amenities as captivating as the destinations you'll visit. Be wowed by the awe-inspiring 262-foot LED sky on MSC Meraviglia. Feel like royalty on MSC Seaside's dazzling Swarovski crystal staircases. Enjoy nightly entertainment, gourmet dining and the largest Balinese spa at sea. Visit Ocean Cay MSC Marine Reserve, our new eco-friendly private island in the Bahamas. If adventure is on your agenda, travel like a local with one-of-a-kind, intimate excursions and culinary tours curated by lifestyle expert Martha Stewart.

**Sailing to nearly 200 destinations worldwide.**

Contact your Travel Advisor
or call 844-524-4163
Visit msccruises.com

MSC
CRUISES

Hard Rock CAFE

MIAMI

# IT'S GAME TIME!

Watch all MIAMI DOLPHINS games at THE Sunday Hub for Dolphins Fans.

MIAMI Dolphins

FOOD, DRINK, AND MERCHANDISE SPECIALS FOR EVERYONE IN DOLPHINS GEAR

WIN OFFICIAL MIAMI DOLPHINS MERCHANDISE AND TICKETS TO AN UPCOMING GAME

SPECIAL GUEST APPEARANCES

VISIT HARDROCKCAFE.COM/LOCATION/MIAMI FOR FULL DETAILS AND SCHEDULE

BAYSIDE MARKETPLACE | 401 BISCAYNE BLVD, MIAMI, FL 33132 | 305-377-3110